



BASKETBALL

2021-22 MEDIA GUIDE



THE CLASS OF THE

SINCE 2017-18



MOST WINS BY ANY TEAM IN THE LEAGUE



94



92



90



86

LSU

86

BEST NON-CONFERENCE RECORD IN THE



SINCE 2017-18

TOP OF THE PACK



 /// 53-7

 /// 51-9

 /// 47-12

 /// 44-13

 /// 44-14

MOST IN THE



32 GRADUATES

SINCE 2014

COLE BLACKSTOCK

CINMEON BOWERS

BRYCE BROWN

MALCOLM CANADA

THOMAS COLLIER

CHRIS DENSON

ASAUHN DIXON-TATUM

JOSH DOLLARD

SAMIR DOUGHTY

TJ DUNANS

MALIK DUNBAR

JAVON FRANKLIN

JORDON GRANGER

KT HARRELL

C.J. HOLMES

JAMAL JOHNSON

RONNIE JOHNSON

PATRICK KEIM

BRENDON KNOX

WILL MACOY

J'VON MCCORMICK

ANFERNEE MCLEMORE

DESEAN MURRAY

ALLEN PAYNE

DANJEL PURIFOY

TAHJ SHAMSID-DEEN

LARON SMITH

DYLAN SPENCER

HORANCE SPENCER

DEVAN WADDELL

JONATHAN WALKER

AUSTIN WILEY



FOUR NBA DRAFT PICKS OVER THE LAST THREE DRAFTS



CHUMA OKEKE
2019



ISAAC OKORO
2020



SHARIFE COOPER
2021



JT THOR
2021



2021-22 Auburn Men's Basketball Team

#WAR EAGLE

TABLE OF CONTENTS

2021-22 SEASON _____	1-35	1,000-Point Scorers _____	69-73	Auburn in the NBA _____	186-193
Schedule and Quick Facts _____	2	Year-By-Year Team Stats _____	74-76	MEDIA INFORMATION _____	194-197
Roster _____	3	Single-Game Superlatives _____	77	Auburn Information _____	194
Player Profiles _____	4-23	Year-By-Year Scores _____	78-94	Opponent Information _____	195-197
Head Coach Bruce Pearl _____	24-28	Record vs. All Opponents _____	95-96	Media Spot Chart _____	198
Staff _____	29-34	Record vs. Conferences _____	97-99		
Administration _____	35	Series Scores _____	100-115		
		Year-By-Year Records _____	116-117		
2020-21 STATISTICS _____	36-41	100-Point Games _____	118		
		Overtime Games _____	119		
AUBURN ARENA _____	42-44	Auburn and the Top 25 _____	120-131		
		Tournament Participation _____	132-135		
RECORD BOOK _____	45-193	SEC Tournament _____	136-137		
Individual Records _____	45-46	Southern Conf. Tournament _____	137		
Team Records _____	47-48	NCAA Tournament _____	138-152		
Single-Game Records _____	49	NIT _____	153		
Auburn Arena Records _____	50	All-Time Lineups _____	154-157		
Auburn Arena Attendance _____	51	All-Time Letterwinners _____	158-167		
BEMC Records _____	52	All-Time Roster _____	168-171		
BEMC Attendance _____	53	Retired Jerseys _____	171		
Career Records _____	54-55	Auburn on TV _____	172-176		
Single-Season Individual Records _____	56-67	SEC Champions _____	177		
Single-Season Freshman Records _____	58-61	SEC All-Time Records _____	178		
Single-Season Team Records _____	62-63	All-Americans _____	179		
Winning Streaks _____	64	All-SEC _____	180		
Year-By-Year Leaders _____	65-68	Honors and Awards _____	181-85		

CREDITS

The 2021-22 Auburn Basketball Media Supplement was produced by the Auburn Athletics Department. Edited by Kirk Sampson. Photography provided by Shanna Lockwood, Wade Rackley, Todd Van Emst and Cat Wofford. Artwork created by Morgan Smith. For more on Auburn Athletics, please call the Communications Office at 334-844-9800 or go to AuburnTigers.com.

AUBURN MEN'S BASKETBALL

2020-21 SCHEDULE AND QUICK FACTS

#WREAGLE

AUBURN MEN'S BASKETBALL

UNIVERSITY INFORMATION

Location _____ Auburn, Ala.
 Founded _____ 1856
 Enrollment _____ 30,737
 Nickname _____ Tigers
 Colors _____ Burnt Orange and Navy Blue
 Conference _____ Southeastern (SEC)

ADMINISTRATION

President _____ Dr. Jay Gogue
 Director of Athletics _____ Allen Greene
 Athletics Phone _____ 855-282-2010

BASKETBALL STAFF INFORMATION

Head Coach _____ Bruce Pearl
 Alma Mater _____ Boston College '82
 Career Record _____ 600-237 (.717), 26 seasons
 Record at Auburn _____ 138-92 (.557), 7 seasons
 Assistant Coach _____ Ira Bowman
 Alma Mater _____ Penn '96
 Assistant Coach _____ Wes Flanigan
 Alma Mater _____ Auburn '97
 Assistant Coach _____ Steven Pearl
 Alma Mater _____ Tennessee '10
 Director of Operations/Chief of Staff _____
 _____ Chad Prewett
 Alma Mater _____ Troy State '94
 Recruiting Coordinator/Asst. to the Head Coach
 _____ Mike Burgomaster
 Alma Mater _____ Miami '16
 Athletic Trainer _____ Clark Pearson
 Alma Mater _____ Kentucky '96
 Strength & Conditioning Coach _____ Damon Davis
 Alma Mater _____ Western Illinois '03
 Director of Player Development _____ Marquis Daniels
 Alma Mater _____ Auburn '03
 Video Coordinator _____ Ian Borders
 Alma Mater _____ Louisville '07

PROGRAM INFORMATION

First Year of Basketball _____ 1905-06
 All-Time Record _____ 1405-1226-1 (.534)
 All-Time SEC Record _____ 629-759 (.453)
 SEC Championships _____ 3 (1960, 1999, 2018)
 SEC Tournament Titles _____ 2 (1985, 2019)
 NCAA Tournament Appearances _____ 10 (17-10)
 All-Americans _____ 13
 All-SEC Selections _____ 93

TEAM INFORMATION

2020-21 Record _____ 13-14
 SEC Record / Finish _____ 7-11 / 2nd
 Home / Away / Neutral _____ 8-5 / 3-8 / 2-1
 Associated Press Final Ranking _____ NA
 USA Today Final Ranking _____ NA
 Letterwinners Returning / Lost _____ 12/6
 Starters Returning / Lost _____ 3/2
 Newcomers _____ 6

ATHLETICS COMMUNICATIONS

Communications Director, Men's Basketball _____
 _____ Marlene Navor
 Cell _____ (334) 750-2381
 Email _____ mnavor@auburn.edu

DATE	OPPONENT	NETWORK	TIME (CT)
Nov. 9	Morehead State	SEC Network+	7 p.m.
Nov. 12	ULM	SEC Network+	7 p.m.
Nov. 19	at USF	ESPN+	6 p.m.
PARADISE JAM (PARADISE ISLAND, BAHAMAS)			
Nov. 24	vs. UConn (ESPN)	ESPN	1:30 p.m.
Nov. 25	vs. Loyola Chicago/Michigan St.		11 a.m./2 p.m.
Nov. 26	vs. TBA		TBA
Dec. 1	UCF	SEC Network+	7 p.m.
Dec. 4	Yale (ESPNU)	ESPNU	1 p.m.
HOLIDAY HOOPSGIVING (ATLANTA, GA)			
Dec. 11	% Nebraska		10 :30 a.m.
Dec. 14	North Alabama	SEC Network	8 p.m.
Dec. 18	at Saint Louis	CBS Sports Network	TBA
Dec. 22	Murray State	SEC Network+	7 p.m.
Dec. 29	* LSU	ESPNU	6 p.m.
Jan. 4	* at South Carolina	SEC Network	5:30 p.m.
Jan. 8	* Florida	ESPN2/ESPNU	7 p.m.
Jan. 11	* at Alabama	ESPN/ESPN2/ESPNU	8 p.m.
Jan. 15	* at Ole Miss	SEC Network	7:30 p.m.
Jan. 19	* Georgia	ESPNU	8 p.m.
Jan. 22	* Kentucky	CBS	12/12:30 p.m.
Jan. 25	* at Missouri	SEC Network	7:30 p.m.
BIG 12/SEC CHALLENGE (AUBURN, AL)			
Jan. 29	Oklahoma	ESPN/ESPN2	1 p.m.
Feb. 1	* Alabama	ESPN/ESPN2	8 p.m.
Feb. 5	* at Georgia	SEC Network	12 p.m.
Feb. 8	* at Arkansas)	ESPN/ESPN2	6 p.m.
Feb. 12	* Texas A&M	SEC Network	2:30 p.m.
Feb. 16	* Vanderbilt	SEC Network	8 p.m.
Feb. 19	* at Florida	ESPN/ESPN2	1/3 p.m.
Feb. 23	* Ole Miss	SEC Network	7:30 p.m.
Feb. 26	* at Tennessee	ESPN/ESPN2	11 a.m./3 p.m.
March 2	* at Mississippi State	SEC Network	8 p.m.
March 5	* South Carolina	SEC Network	12 p.m.

* - Southeastern Conference game

All home games played at Auburn Arena

All games available on the Auburn Sports Network

All dates and times (CT) are subject to change

2021-22 ROSTER

NUMERICAL ROSTER

No.	Name	Pos.	Ht.	Wt.	Cl.	Hometown (Last School)
0	K.D. Johnson	G	6-0	204	So.	Atlanta, Ga. (Georgia)
1	Wendell Green Jr.	G	5-11	175	So.	Detroit, Mich. (Eastern Kentucky)
2	Jaylin Williams	F	6-8	230	So.	Nahunta, Ga. (Brantley County HS)
5	Chris Moore	F	6-6	230	So.	West Memphis, Ark. (West Memphis HS)
10	Jabari Smith Jr.	F	6-10	220	Fr.	Tyrone, Ga. (Sandy Creek HS)
12	Zep Jasper	G	6-0	185	Sr.	Augusta, Ga. (College of Charleston)
13	Walker Kessler	F/C	7-1	255	So.	Newnan, Ga. (North Carolina)
14	Preston Cook	G	6-4	200	Sr.	Auburn, Ala. (Auburn HS)
20	Carter Sobera	G	6-5	200	So.	Birmingham, Ala. (Mountain Brook HS)
21	Ty Cressman	F	6-7	237	So.	Greensboro, N.C. (Bishop McGuinness HS)
22	Allen Flanigan	G	6-6	220	Jr.	Little Rock, Ark. (Parkview Magnet HS)
23	Babatunde Akingbola	C	6-10	245	Jr.	Ogun, Nigeria (McEachern HS [Ga.])
24	Lior Berman	G	6-4	215	Jr.	Birmingham, Ala. (Mountain Brook HS)
25	Chandler Leopard	G	6-3	195	Jr.	Athens, Ala. (Athens HS)
31	Michael Whitmore	G	5-10	160	Fr.	College Park, Ga. (Lee University [Tenn.])
33	Chase Maasdorp	G	6-0	170	Sr.	Lakewood Ranch, Fla. (The Out-of-Door Academy)
35	Devan Cambridge	G	6-6	210	Jr.	Nashville, Tenn. (Hillcrest Prep [Ariz.])
44	Dylan Cardwell	C	6-11	256	So.	Augusta, Ga. (McEachern HS)

#WAR EAGLE

ALPHABETICAL ROSTER

No.	Name	Pos.	Ht.	Wt.	Cl.	Hometown (Last School)
23	Babatunde Akingbola	C	6-10	245	Jr.	Ogun, Nigeria (McEachern HS [Ga.])
24	Lior Berman	G	6-4	215	Jr.	Birmingham, Ala. (Mountain Brook HS)
35	Devan Cambridge	G	6-6	210	Jr.	Nashville, Tenn. (Hillcrest Prep [Ariz.])
44	Dylan Cardwell	C	6-11	256	So.	Augusta, Ga. (McEachern HS)
14	Preston Cook	G	6-4	200	Sr.	Auburn, Ala. (Auburn HS)
21	Ty Cressman	F	6-7	237	So.	Greensboro, N.C. (Bishop McGuinness HS)
22	Allen Flanigan	G	6-6	220	Jr.	Little Rock, Ark. (Parkview Magnet HS)
1	Wendell Green Jr.	G	5-11	175	So.	Detroit, Mich. (Eastern Kentucky)
12	Zep Jasper	G	6-0	185	Sr.	Augusta, Ga. (College of Charleston)
0	K.D. Johnson	G	6-0	204	So.	Atlanta, Ga. (Georgia)
13	Walker Kessler	F/C	7-1	255	So.	Newnan, Ga. (North Carolina)
25	Chandler Leopard	G	6-3	195	Jr.	Athens, Ala. (Athens HS)
33	Chase Maasdorp	G	6-0	170	Sr.	Lakewood Ranch, Fla. (The Out-of-Door Academy)
5	Chris Moore	F	6-6	230	So.	West Memphis, Ark. (West Memphis HS)
10	Jabari Smith Jr.	F	6-10	220	Fr.	Tyrone, Ga. (Sandy Creek HS)
20	Carter Sobera	G	6-5	200	So.	Birmingham, Ala. (Mountain Brook HS)
31	Michael Whitmore	G	5-10	160	Fr.	College Park, Ga. (Lee University [Tenn.])
2	Jaylin Williams	F	6-8	230	So.	Nahunta, Ga. (Brantley County HS)

AUBURN MEN'S BASKETBALL

BASKETBALL STAFF

Name	Position	Year at AU	Alma Mater
Bruce Pearl	Head Coach	8th	Boston College, 1982
Ira Bowman	Assistant Coach	4th	Penn, 1996
Wes Flanigan	Assistant Coach	4th	Auburn, 1997
Steven Pearl	Assistant Coach	8th	Tennessee, 2010
Chad Prewett	Director of Operations	8th	Troy State, 1994
Mike Burgomaster	Assistant Director of Operations	6th	Miami (Fla.), 2016
Clark Pearson	Athletic Trainer	13th	Kentucky, 1995
Damon Davis	Strength & Conditioning Coach	13th	Western Illinois, 2003
Marquis Daniels	Director of Player Development	4th	Auburn, 2003
Ian Borders	Video Coordinator	4th	Louisville, 2007

23

BABATUNDE AKINGBOLA

6-10 • 245
 Junior • Center
 Ogun, Nigeria
 McEachern HS



#WAREAGLE

2020-21 (Sophomore): Averaged 1.9 points, 2.6 rebounds and 0.9 blocks in 11.0 minutes per game ... appeared in all 27 games off the bench ... blocked a shot in 15 games, including five games with two or more blocked shots ... set career highs in points (seven), rebounds (eight) and minutes played (26) in the season opener against Saint Joseph's (Nov. 26) ... also made first career 3-pointer in that game ... swatted a career-high five shots in only eight minutes against Missouri (Jan. 26) ... was the only player in the country to have at least five blocks in eight or fewer minutes during the 2020-21 campaign and one of just five players to accomplish the feat in the last decade ... grabbed multiple rebounds in 12 of his last 15 games ... named to the SEC Academic Honor Roll.

2019-20 (Freshman): Averaged 0.2 points, 0.3 rebounds and 0.4 blocks in 2.3 minutes per game ... appeared in 13 games off the bench, including five in SEC play ... blocked a pair of shots in the first minute his career minute at South Alabama (Nov. 12) ... pulled down a pair of rebounds in five minutes of action vs. New Mexico (Nov. 25) ... scored his first career points with a dunk against Lipscomb (Dec. 29) ... saw a career-high six minutes in regular-season finale at Tennessee (March 7) and blocked a shot.

HIGH SCHOOL AND PERSONAL: Labeled as a four-star prospect by Rivals and a three-star by 247Sports and ESPN ... tabbed as the No. 15 player in Georgia by 247Sports and ESPN ... played at McEachern High School ... was a two-time all-state selection ... team made the Final Four ... averaged 6.0 points, 6.1 rebounds, 3.0 blocks and 1.1 assists per game ... competed with Athletes of Tomorrow on the Nike EYBL circuit ... had 70 rebounds to go along with 27 blocks and shot 56 percent from the floor in 10 games for AOT during Nike 17U circuit ... led team to third-place finish at the 45th annual City of Palms Classic ... son of Akintayo and Temitayo Akingbola ... has four sisters: Yinka, Laide, Kemi and Lola ... goes by the nickname "Stretch" ... enrolled in the Harbert College of Business.

CAREER HIGHS

Points	7 vs. Saint Joseph's (11/26/20)
Rebounds	8 vs. Saint Joseph's (11/26/20)
Field Goals	2 (5x) last at Georgia (1/13/21)
Field Goals Att.	4 (2x) last vs. Tennessee (2/27/21)
3-Pt. Field Goals	1 vs. Saint Joseph's (11/26/20)
3-Pt. Field Goals Att.	1 (4x) last at Georgia (1/13/21)
Free Throws	2 (3x) last vs. Memphis (12/12/20)
Free Throws Att.	5 vs. Saint Joseph's (11/26/20)
Assists	2 vs. Appalachian State (12/22/20)
Blocks	5 vs. Missouri (1/26/21)
Steals	2 (2x) last vs. Memphis (12/12/20)
Minutes	26 vs. Saint Joseph's (11/26/20)

2019-20 AKINGBOLA GAME-BY-GAME

Opp.	GS	Min.	FG-A	3FG-A	FT-A	O-D-T	PF	A	TO	BLK	STL	PTS
GSU	-dnp-											
Davidson	-dnp-											
S. Alabama	4	0-1	0-0	0-0	1-0-1	0	1	0	2	0	0	0
CSUN	5	0-1	0-0	0-0	0-1-1	3	0	1	0	0	0	0
Colgate	2	0-0	0-0	0-0	0-0-0	0	0	0	0	0	0	0
New Mexico	5	0-0	0-0	0-0	0-2-2	0	0	0	2	0	0	0
Richmond	2	0-0	0-0	0-0	0-0-0	0	0	0	0	0	0	0
Furman	-dnp-											
Saint Louis	1	0-0	0-0	0-0	0-0-0	1	0	0	0	0	0	0
NC State	-dnp-											
Lehigh	1	0-0	0-0	0-0	0-0-0	0	0	0	0	0	0	0
Lipscomb	2	1-1	0-0	0-0	0-0-0	1	1	0	0	0	0	2
Miss. St.	-dnp-											
Vanderbilt	1	0-0	0-0	0-0	0-0-0	0	0	0	0	0	0	0
Georgia	4	0-0	0-0	0-0	0-0-0	1	0	2	0	0	0	0
Alabama	2	0-1	0-1	0-0	0-0-0	1	0	0	0	0	0	0
Florida	-dnp-											
S. Carolina	-dnp-											
Iowa State	-dnp-											
Ole Miss	-dnp-											
Kentucky	-dnp-											
Arkansas	-dnp-											
LSU	-dnp-											
Alabama	-dnp-											
Missouri	-dnp-											
Georgia	1	0-0	0-0	0-0	0-0-0	0	0	0	0	0	0	0
Tennessee	-dnp-											
Ole Miss	-dnp-											
Kentucky	-dnp-											
Texas A&M	-dnp-											
Tennessee	6	0-0	0-0	0-0	0-0-0	0	0	0	1	0	0	0

2020-21 AKINGBOLA GAME-BY-GAME

Opp.	GS	Min.	FG-A	3FG-A	FT-A	O-D-T	PF	A	TO	BLK	STL	PTS
vs. St. Joseph's	26	2-3	1-1	2-5	5-3-8	4	1	1	3	2	7	7
vs. Gonzaga	18	2-3	0-1	0-1	2-2-4	1	1	0	1	0	4	4
at UCF	20	1-4	0-0	2-3	4-1-5	2	0	2	1	0	4	4
South Alabama	12	1-1	0-0	0-0	0-0-0	1	0	0	1	0	2	2
vs. Memphis	16	1-2	0-1	2-2	1-1-2	2	0	1	1	2	4	4
Texas Southern	12	1-1	0-0	0-0	0-0-0	2	0	2	0	0	2	2
Troy	12	2-3	0-0	1-2	0-1-1	1	0	0	1	0	5	5
Appalachian State	17	0-3	0-0	0-1	1-2-3	2	2	0	0	1	0	0
Arkansas	12	1-1	0-0	0-0	0-1-1	3	0	0	3	0	2	2
at Texas A&M	13	2-2	0-0	0-2	1-0-1	0	0	1	1	0	4	4
at Ole Miss	7	0-0	0-0	0-0	0-0-0	3	0	1	1	0	0	0
Alabama	5	0-1	0-0	0-0	0-2-2	2	0	0	0	0	0	0
at Georgia	16	2-3	0-1	0-0	2-3-5	3	0	1	2	0	4	4
Kentucky	6	0-0	0-0	0-0	1-1-2	4	0	0	0	0	0	0
at Arkansas	9	1-1	0-0	0-1	2-2-4	0	0	1	2	0	2	2
at South Carolina	11	1-2	0-0	0-0	0-2-2	1	0	0	1	1	2	2
Missouri	8	1-1	0-0	1-2	1-3-4	2	0	2	5	1	3	3
at Baylor	7	0-0	0-0	0-2	2-1-3	1	0	0	0	0	0	0
Georgia	8	0-0	0-0	0-0	1-1-2	2	0	2	0	1	0	0
Ole Miss	7	0-0	0-0	0-0	0-1-1	3	0	0	0	0	0	0
at Vanderbilt	8	0-1	0-0	0-0	1-1-2	2	0	0	0	0	0	0
at Kentucky	10	0-2	0-0	0-0	1-0-1	2	0	0	1	0	0	0
at LSU	9	1-2	0-0	0-2	3-0-3	2	0	0	0	1	2	2
Florida	7	1-1	0-0	0-0	0-1-1	1	0	0	0	0	2	2
Tennessee	8	0-4	0-0	0-0	5-2-7	2	1	1	1	0	0	0
at Alabama	7	0-1	0-0	0-0	2-2-4	0	0	1	1	0	0	0
Mississippi State	5	1-2	0-0	0-0	0-1-1	1	0	0	0	0	2	2

AKINGBOLA'S CAREER STATISTICS

Year	GP-GS	Min-Avg	FG-A	Pct	3FG-A	Pct	FT-A	Pct	O-D-T--Avg	PF-FO	Ast	TO	Blk	Stl	Pts	Avg
2019-20	13-0	30-2.3	1-4	.250	0-1	.000	0-0	.000	1-3-4--0.3	7-0	2	3	5	0	2	0.2
2020-21	27-0	294-10.9	21-44	.477	1-4	.250	8-23	.348	35-34-60--2.6	49-0	5	16	25	9	51	1.9
TOTAL	40-0	326-8.2	22-48	.458	1-5	.200	8-23	.348	36-37-73--1.8	56-0	7	19	30	9	53	1.3

AUBURN MEN'S BASKETBALL

24

LIOR BERMAN

6-4 • 215

Junior • Guard
Birmingham, Ala.
Mountain Brook HS



2020-21 (Sophomore): Averaged 1.2 points in 2.7 minutes per game ... appeared in 11 games off the bench, including eight in SEC play ... shot 36.4 percent from beyond the arc ... first career points came on a 3-pointer vs. Troy (Dec. 19) ... scored a career-high six in 2-of-4 from shooting from downtown at South Carolina (Jan. 23) ... buried a 3 and completed a 4-point play at Alabama (March 2) ... named to the SEC Academic Honor Roll.

2019-20 (Freshman): Appeared in two games off the bench ... first career action came against CSUN (Nov. 15) ... also appeared vs. Colgate (Nov. 18) ... named to AD Honor Roll after maintaining a 3.5 or higher combined GPA for the previous spring and fall semesters.

HIGH SCHOOL AND PERSONAL: Played at Mountain Brook High School under head coach Bucky McMillan ... led team to No. 5 national ranking by USA Today and MaxPreps during senior season ... selected to the state finals all-tournament team, all-region team and all-area team ... won three state championships during sophomore, junior and senior campaigns ... team went 95-13 in three years as a starter ... also competed at the 2017 World Maccabiah Games where he won a gold medal with Team USA ... son of Elan and Jennifer Berman ... has two siblings: Josie and Lev ... grandfather, Floyd Berman, ran track and played lacrosse at Virginia ... uncle, Dan Berman, played baseball at Brandeis ... grandfather, Eddie Phillips, played football at East Mississippi ... enrolled in the College of Architecture, Design, and Construction.

CAREER HIGHS

Points	6 at South Carolina (1/23/21)
Rebounds	1 (2x) last vs. Florida (2/23/21)
Field Goals	2 at South Carolina (1/23/21)
Field Goals Att.	4 at South Carolina (1/23/21)
3-Pt. Field Goals	2 at South Carolina (1/23/21)
3-Pt. Field Goals Att.	4 at South Carolina (1/23/21)
Free Throws	1 at Alabama (3/2/21)
Free Throws Att.	1 at Alabama (3/2/21)
Assists	-
Steals	-
Blocks	-
Minutes	6 vs. Troy (12/19/20)

BERMAN'S CAREER STATISTICS

Year	GP-GS	Min-Avg	FG-A	Pct	3FG-A	Pct	FT-A	Pct	O-D-T--Avg	PF-FO	Ast	TO	Blk	Stl	Pts	Avg
2019-20	2-0	3-1.5	0-1	.000	0-0	.000	0-0	.000	0-0-0--0.0	0-0	0	0	0	0	0	0.0
2020-21	11-0	30-2.7	4-12	.333	4-11	.364	1-1	1.000	0-2-2--0.2	1-0	0	0	0	0	13	1.2
TOTAL	13-0	33-2.5	4-13	.308	4-11	.364	0-0	1.000	0-2-2--0.2	1-0	0	0	0	0	13	1.0

2019-20 BERMAN GAME-BY-GAME

Opp.	GS	Min.	FG-A	3FG-A	FT-A	O-D-T	PF	A	TO	BLK	STL	PTS
GSU		-dnp-										
Davidson		-dnp-										
S. Alabama		-dnp-										
CSUN	1		0-1	0-0	0-0	0-0-0	0	0	0	0	0	0
Colgate	2		0-0	0-0	0-0	0-0-0	0	0	0	0	0	0
New Mexico		-dnp-										
Richmond		-dnp-										
Furman		-dnp-										
Saint Louis		-dnp-										
NC State		-dnp-										
Lehigh		-dnp-										
Lipscomb		-dnp-										
Miss. St.		-dnp-										
Vanderbilt		-dnp-										
Georgia		-dnp-										
Alabama		-dnp-										
Florida		-dnp-										
S. Carolina		-dnp-										
Iowa State		-dnp-										
Ole Miss		-dnp-										
Kentucky		-dnp-										
Arkansas		-dnp-										
LSU		-dnp-										
Alabama		-dnp-										
Missouri		-dnp-										
Georgia		-dnp-										
Tennessee		-dnp-										
Ole Miss		-dnp-										
Kentucky		-dnp-										
Texas A&M		-dnp-										
Tennessee		-dnp-										

2020-21 BERMAN GAME-BY-GAME

Opp.	GS	Min.	FG-A	3FG-A	FT-A	O-D-T	PF	A	TO	BLK	STL	PTS
vs. St. Joseph's		-dnp-										
vs. Gonzaga		-dnp-										
at UCF		-dnp-										
South Alabama		-dnp-										
vs. Memphis		-dnp-										
Texas Southern	1		0-0	0-0	0-0	0-0-0	0	0	0	0	0	0
Troy	6		1-3	1-3	0-0	0-0-0	0	0	0	0	0	3
Appalachian State	1		0-0	0-0	0-0	0-0-0	0	0	0	0	0	0
Arkansas		-dnp-										
at Texas A&M		-dnp-										
at Ole Miss	5		0-1	0-0	0-0	0-0-0	0	0	0	0	0	0
Alabama		-dnp-										
at Georgia		-dnp-										
Kentucky		-dnp-										
at Arkansas		-dnp-										
at South Carolina	5		2-4	2-4	0-0	0-1-1	0	0	0	0	0	6
Missouri		-dnp-										
at Baylor		-dnp-										
Georgia		-dnp-										
Ole Miss	1		0-0	0-0	0-0	0-0-0	0	0	0	0	0	0
at Vanderbilt		-dnp-										
at Kentucky		-dnp-										
at LSU	2		0-2	0-2	0-0	0-0-0	0	0	0	0	0	0
Florida	2		0-1	0-1	0-0	0-1-1	0	0	0	0	0	0
Tennessee	2		0-0	0-0	0-0	0-0-0	0	0	0	0	0	0
at Alabama	4		1-1	1-1	1-1	0-0-0	1	0	0	0	0	4
Mississippi State	1		0-0	0-0	0-0	0-0-0	0	0	0	0	0	0

#WAR EAGLE


AUBURN MEN'S BASKETBALL

35

DEVAN CAMBRIDGE

6-6 • 215

Junior • Guard
Nashville, Tenn.
Hillcrest Prep (Ariz.)



2020-21 (Sophomore): Averaged 8.9 points, 3.6 rebounds, 0.9 steals, 0.7 assists and 0.6 blocks in 25.3 minutes per game ... appeared in all 27 games and earned 19 starts ... scored in double figures 14 times, including 11 of his last 16 games ... more than doubled his scoring output from a season ago, improving from 4.2 points per game as a freshman to 8.9 points per contest as a sophomore ... averaged 9.9 points, 3.7 rebounds and 1.1 steals per game during SEC play ... shot 37.6 percent from the floor overall and 41.6 percent in league-only games ... finished third on the team with 41 3-pointers made ... knocked down three or more 3s in a game six times with five coming against SEC foes ... in his first collegiate start, posted first career double-double with 13 points and a career-high 10 rebounds against Saint Joseph's (Nov. 26) ... blocked a career-high five shots in win over Georgia on (Jan. 13) ... with Jaylin Williams, became only set of teammates in Division I to block at least five shots in the same game this in 2020-21 ... posted season-high 16 points against Ole Miss (Feb. 6) ... named to the SEC Academic Honor Roll.

2019-20 (Freshman): Averaged 4.2 points, 2.3 rebounds, 0.4 blocks and 0.4 steals in 13.2 minutes per game ... played in all 31 games off the bench ... led team in blocks and steals three times and scoring once ... played 10-plus minutes 17 times ... was team's second-best three-point shooter at 37 percent (27-of-73) ... scored career-high 26 points on 10-of-14 shooting vs. South Carolina (Jan. 22) ... 26 points were the most points scored by an Auburn freshman since Danjel Purifoy scored 27 points in back-to-back games in 2016 ... knocked down career-high seven 3-pointers en route to 21 points against LSU (Feb. 8) ... scored four or more points in 12 games and had at least eight points in four of his last eight games ... pulled down four or more rebounds in seven games with five heading into SEC play ... racked up a block or a steal 15 times ... named to AD Honor Roll after maintaining a 3.5 or higher combined GPA for the previous spring and fall semesters.

HIGH SCHOOL AND PERSONAL: Labeled as a three-star by both Rivals and 247Sports ... tabbed as the No. 8 player in the state of Arizona by 247Sports ... averaged 13 points, 6.5 rebounds, 2.3 blocks and 1.7 steals in 22 games during senior season for Hillcrest Prep in Phoenix, Ariz ... Shot 49 percent from the field, including 38 percent from three ... played on the Nike EYBL circuit with Athletes of Tomorrow, averaging 15.1 points, 5.1 rebounds, 1.3 assists and 1.3 blocks per game in 13 games ... son of Desmond Cambridge and Teon Cotton ... has six siblings: Desmond Jr., Jalon, Jalon, Jasiah, Jordyn and Kennedy ... father, Desmond Sr., was an all-conference player at Alabama A&M where he set the NCAA record for steals in a season with 160 - a record that still stands after the 2018-19 season - while also averaging 20.7 points per game ... brother, Desmond Jr., is a junior on the basketball team at Nevada ... enrolled in the College of Education.

2019-20 CAMBRIDGE GAME-BY-GAME

Opp.	GS	Min.	FG-A	3FG-A	FT-A	O-D-T	PF	A	TO	BLK	STL	PTS
GSU	16	2-4	2-3	0-0	1-2-3	3	0	0	0	0	0	6
Davidson	9	1-1	1-1	3-5	0-0-0	4	0	0	1	0	0	6
S. Alabama	9	0-0	0-0	0-0	0-1-1	0	0	0	0	0	0	0
CSUN	15	4-7	2-4	0-0	0-2-2	1	0	1	0	1	1	10
Colgate	14	4-6	1-3	0-0	1-1-2	0	0	0	0	1	1	9
New Mexico	13	1-4	0-2	0-0	1-1-2	1	0	1	0	0	0	2
Richmond	7	0-5	0-2	0-0	1-1-2	1	0	1	0	0	0	0
Furman	9	1-5	0-2	0-0	1-3-4	0	1	1	1	1	1	2
Saint Louis	14	2-3	0-1	0-2	2-2-4	0	1	0	1	2	4	4
NC State	7	0-0	0-0	0-0	0-1-1	3	0	1	0	0	0	0
Lehigh	16	2-5	0-3	0-0	0-0-0	2	0	3	0	0	4	4
Lipscomb	16	2-3	1-2	0-2	0-1-1	1	0	0	1	1	5	5
Miss. St.	7	0-0	0-0	0-0	0-0-0	2	0	0	0	0	0	0
Vanderbilt	9	1-3	0-2	0-0	1-3-4	1	1	1	0	0	2	2
Georgia	10	0-1	0-1	0-0	0-0-0	1	1	0	0	0	0	0
Alabama	10	0-2	0-1	0-2	1-3-4	2	0	2	0	1	0	0
Florida	7	1-3	0-1	0-0	0-0-0	1	0	1	0	1	2	2
S. Carolina	22	10-14	6-9	0-2	1-4-5	1	0	0	0	0	26	26
Iowa State	14	0-2	0-2	0-0	0-3-3	2	0	2	0	1	0	0
Ole Miss	10	0-1	0-1	0-0	0-1-1	0	0	0	0	0	0	0
Kentucky	9	0-2	0-1	0-0	2-3-5	0	0	0	0	0	0	0
Arkansas	5	0-1	0-1	0-0	1-0-1	0	0	1	1	0	0	0
LSU	30	7-11	7-10	0-0	1-2-3	1	0	1	0	0	21	21
Alabama	28	3-8	2-6	2-4	1-2-3	1	0	1	2	0	10	10
Missouri	15	0-3	0-3	0-0	0-2-2	2	0	1	0	0	0	0
Georgia	24	1-4	0-3	0-0	1-4-5	1	0	0	1	1	2	2
Tennessee	25	3-5	3-5	0-1	3-3-6	1	0	1	1	0	9	9
Ole Miss	17	3-5	2-4	0-0	0-0-0	0	0	0	1	1	8	8
Kentucky	14	1-3	0-2	0-0	1-1-2	1	0	0	0	0	2	2
Texas A&M	11	0-2	0-2	0-0	0-2-2	0	0	1	0	0	0	0
Tennessee	13	0-2	0-2	0-0	0-3-3	1	0	2	0	1	0	0

2020-21 CAMBRIDGE GAME-BY-GAME

Opp.	GS	Min.	FG-A	3FG-A	FT-A	O-D-T	PF	A	TO	BLK	STL	PTS
vs. St. Joseph's	*	29	4-12	1-9	4-8	2-8-10	2	2	2	0	0	13
vs. Gonzaga	*	21	2-8	2-5	0-0	0-1-1	1	1	3	0	3	6
at UCF	*	17	2-9	0-3	0-2	2-2-4	0	1	2	0	0	4
South Alabama	*	23	4-11	4-11	0-2	1-1-2	1	2	2	0	2	12
vs. Memphis	*	20	2-7	0-4	0-1	1-0-1	2	0	1	0	0	4
Texas Southern	*	26	2-7	1-5	3-7	0-3-3	2	0	0	0	0	8
Troy	*	19	2-6	2-4	0-0	0-1-1	1	0	1	0	0	6
Appalachian State	*	15	0-4	0-4	0-0	2-2-4	1	0	1	0	0	0
Arkansas	*	21	5-6	5-6	0-0	0-4-4	3	0	0	0	1	15
at Texas A&M	*	27	3-8	1-5	2-2	0-6-6	3	2	2	0	1	9
at Ole Miss	*	32	2-10	0-5	0-0	2-3-5	2	1	2	0	1	4
Alabama	*	24	4-6	1-3	1-1	0-2-2	3	1	2	1	0	10
at Georgia	*	26	6-10	1-4	1-1	2-2-4	1	1	4	5	3	14
Kentucky	*	25	5-8	3-5	0-0	2-3-5	3	0	1	1	2	13
at Arkansas	*	23	0-3	0-3	1-2	0-1-1	1	2	1	0	0	1
at South Carolina	*	18	4-8	2-5	0-0	1-2-3	1	0	0	0	1	10
Missouri	*	27	3-5	0-2	2-2	1-4-5	1	0	1	1	0	8
at Baylor	*	25	4-11	0-4	2-2	2-2-4	0	3	2	0	0	10
Georgia	*	19	3-7	2-4	4-5	0-2-2	3	1	0	1	3	12
Ole Miss	*	37	5-12	2-7	4-4	2-5-7	1	0	2	2	0	16
at Vanderbilt	*	28	4-9	3-6	0-0	2-1-3	0	0	1	1	0	11
at Kentucky	*	23	2-7	0-2	0-0	2-2-4	1	0	0	0	2	4
at LSU	*	19	3-9	2-6	0-0	1-0-1	4	0	1	0	1	8
Florida	*	34	5-13	3-8	1-3	2-0-2	3	1	1	1	1	14
Tennessee	*	32	5-17	2-10	3-6	1-5-6	2	0	0	1	2	15
at Alabama	*	36	4-9	3-6	0-0	0-6-6	3	1	3	0	1	11
Mississippi State	*	36	1-7	1-7	0-0	0-1-1	1	1	2	1	0	3

CAREER HIGHS

Points	26 vs. South Carolina (1/22/20)
Rebounds	10 vs. Saint Joseph's (11/26/20)
Field Goals	10 vs. South Carolina (1/22/20)
Field Goals Att.	17 vs. Tennessee (2/27/21)
3-Pt. Field Goals	7 vs. LSU (2/8/20)
3-Pt. Field Goals Att.	11 vs. South Alabama (12/4/20)
Free Throws	4 (3x) last vs. Ole Miss (2/6/21)
Free Throws Att.	8 vs. Saint Joseph's (11/26/20)
Assists	3 at Baylor (1/30/21)
Blocks	5 at Georgia (1/13/21)
Steals	3 (3x) last vs. Georgia (2/2/21)
Minutes	38 vs. Ole Miss (2/6/21)

CAMBRIDGE'S CAREER STATISTICS

Year	GP-GS	Min-Avg	FG-A	Pct	3FG-A	Pct	FT-A	Pct	O-D-T--Avg	PF-FO	Ast	TO	Blk	Stl	Pts	Avg
2019-20	31-0	408-13.2	49-115	.426	27-79	.342	5-18	.278	20-51-71--2.3	34-0	4	22	11	12	130	4.2
2020-21	27-19	682-25.3	86-229	.376	41-143	.287	28-48	.583	28-69-97--3.6	46-0	20	37	15	24	241	8.9
TOTAL	58-19	1090-18.8	135-344	.392	68-222	.306	33-66	.500	48-120--168	80-0	24	59	26	36	371	6.4

#WAREAGLE

AUBURN MEN'S BASKETBALL

44

DYLAN CARDWELL

6-11 • 250
 Sophomore • Center
 Augusta, Ga.
 McEachern HS



2020-21 (Freshman): Averaged 3.8 points, 3.6 rebounds, 0.6 blocks and 0.5 assists in 15.1 minutes per game ... played in all 27 games off the bench ... shot a team-best 70.5 percent from the floor ... shooting percentage was third-highest among SEC players who have attempted at least 50 shots ... was the only player in the country to shoot better than 70 percent from the floor and total at least 90 rebounds and 15 blocks in 2020-21 ... led the team with 49 offensive rebounds ... pulled down four-plus rebounds in 14 games, including a career-high eight boards against Kentucky (Jan. 16) ... recorded career-high three steals vs. Georgia (Jan. 13) ... scored career-high 10 points on 5-of-7 shooting against Ole Miss (Feb. 6) ... made first career 3-pointer on a fadeaway shot as the shot clock was expiring in the season finale vs. Mississippi State (March 6).

HIGH SCHOOL AND PERSONAL: Tabbed as a 4-star prospect by Rivals and a 3-star prospect by 247Sports and ESPN ... ranked 125th overall in the 2020 class by Rivals and 151st by 247Sports ... chosen as a top-15 player in the state of Georgia by 247Sports (13) and ESPN (14) ... listed as the No. 15 center by Rivals and the No. 25 center by 247Sports ... tabbed as the 56th-best player in his region by ESPN ... played two seasons at Oak Hill Academy (Va.) before transferring back to McEachern High School (Ga.) for senior season ... averaged 3.8 points and 3.8 rebounds, while shooting 68 percent from the floor as a junior ... on the AAU circuit, played for Athletes of Tomorrow ... averaged 6.7 points, 8.7 rebounds and 2.2 blocks per game on the Nike EYBL circuit ... at the 2019 Peach Jam, averaged 5.2 points, seven rebounds and 2.5 blocks per contest.

2020-21 CARDWELL GAME-BY-GAME													
Opp.	GS	Min.	FG-A	3FG-A	FT-A	O-D-T	PF	A	TO	BLK	STL	PTS	
vs. St. Joseph's	11	0-0	0-0	0-0	0-0	3-1-4	3	3	3	1	0	0	
vs. Gonzaga	14	0-0	0-0	0-0	0-0	1-3-4	2	1	1	2	1	0	
at UCF	15	3-4	0-0	0-0	0-0	1-0-1	3	0	4	2	0	6	
South Alabama	10	0-0	0-0	0-0	0-0	1-5-6	0	1	2	0	0	0	
vs. Memphis	14	1-2	0-0	0-0	0-2	4-1-5	2	0	1	0	0	2	
Texas Southern	17	1-2	0-0	1-2	4-3-7	1	1	1	1	1	0	3	
Troy	21	2-2	0-0	4-6	0-1-1	0	0	0	0	0	1	8	
Appalachian State	15	3-4	0-0	0-0	3-2-5	4	1	1	2	1	2	6	
Arkansas	16	2-3	0-0	0-0	1-3-4	2	0	1	0	0	0	4	
at Texas A&M	11	1-1	0-0	0-0	3-3-6	3	0	1	0	0	2	2	
at Ole Miss	16	2-2	0-0	1-2	1-4-5	1	0	1	0	0	0	5	
Alabama	26	2-4	0-0	2-2	1-3-4	1	0	2	2	2	1	6	
at Georgia	14	3-3	0-0	0-0	1-0-1	4	0	4	1	3	6	6	
Kentucky	22	2-2	0-0	0-1	4-4-8	3	0	2	0	1	4	4	
at Arkansas	12	2-2	0-0	0-0	1-0-1	2	0	2	1	0	4	4	
at South Carolina	11	4-7	0-0	0-0	2-0-2	1	0	2	0	0	8	8	
Missouri	19	1-2	0-0	6-7	0-3-3	4	1	1	1	0	8	8	
at Baylor	14	1-2	0-0	0-0	1-0-1	2	0	0	0	1	2	2	
Georgia	12	0-0	0-0	0-0	0-3-3	2	2	0	2	0	0	0	
Ole Miss	29	5-7	0-0	0-2	4-2-6	2	1	0	0	0	10	10	
at Vanderbilt	17	1-2	0-0	0-0	2-1-3	1	0	1	1	0	2	2	
at Kentucky	10	0-0	0-0	0-0	2-0-2	5	0	1	0	1	0	0	
at LSU	12	1-2	0-0	0-0	1-2-3	2	0	1	0	0	2	2	
Florida	10	1-1	0-0	0-2	1-1-2	1	0	2	0	1	2	2	
Tennessee	12	1-1	0-0	0-0	2-0-2	3	1	2	0	1	2	2	
at Alabama	13	2-3	0-0	2-2	2-2-4	1	0	3	1	0	6	6	
Mississippi State	16	2-3	1-1	0-0	3-2-5	2	1	2	0	0	5	5	

CAREER HIGHS

Points	10 vs. Ole Miss (2/6/21)
Rebounds	8 vs. Kentucky (1/16/21)
Field Goals	5 vs. Ole Miss (2/6/21)
Field Goals Att.	7 (2x) last vs. Ole Miss (2/6/21)
3-Pt. Field Goals	-
3-Pt. Field Goals Att.	-
Free Throws	6 vs. Missouri (1/26/21)
Free Throws Att.	7 vs. Missouri (1/26/21)
Assists	3 vs. Saint Joseph's (11/26/20)
Blocks	2 (5x) last vs. Georgia (2/2/21)
Steals	3 at Georgia (1/13/21)
Minutes	29 vs. Ole Miss (2/6/21)

CARDWELL'S CAREER STATISTICS

Year	GP-GS	Min-Avg	FG-A	Pct	3FG-A	Pct	FT-A	Pct	O-D-T--Avg	PF-FO	Ast	TO	Blk	Stl	Pts	Avg
2020-21	27-0	409-15.1	43-61	.705	1-1	1.000	16-28	.571	49-49--98-3.6	57-1	13	41	17	12	103	3.8
TOTAL	27-0	409-15.1	43-61	.705	1-1	1.000	16-28	.571	49-49--98-3.6	57-1	13	41	17	12	103	3.8

#WAR EAGLE

AUBURN MEN'S BASKETBALL

14

PRESTON COOK

6-4 • 205

Senior • Guard

Auburn, Ala.

Auburn HS



#WREAGLE

2020-21 (Junior): Appeared in nine games off the bench, including six in SEC play ... scored a bucket in first game action vs. Texas Southern (Dec. 15) ... had two assists in three minutes at South Carolina (Jan. 23) ... saw regular rotation minutes down the stretch vs. Florida (Feb. 23), vs. Tennessee (Feb. 27), at Alabama (March 2) and vs. Mississippi State (March 6).

2019-20 (Sophomore): Averaged 1.0 point and 0.5 rebounds in 2.4 minutes per game ... appeared in two games off the bench ... first action of the season came against CSUN (Nov. 15) ... also appeared vs. Colgate (Nov. 18), where he scored a bucket.

2018-19 (Freshman): Averaged 0.5 points and 0.5 rebounds in 1.3 minutes per game ... saw action in eight games, including two SEC contests ... first career action came in the season opener against South Alabama (Nov. 6) where he played two minutes ... first career points came on a field goal vs. Washington (Nov. 9) ... also made a bucket against Saint Peter's (Nov. 28) ... logged a minute in SEC tilts with Missouri (Jan. 30) and Arkansas (Feb. 20).

HIGH SCHOOL AND PERSONAL: Played locally at Auburn High School where he was all-area as a junior and senior ... went to state junior year ... averaged 11 points, 5.6 rebounds and 1.9 assists per game while also blocking 14 shots and grabbing 20 steals as a senior ... averaged 10.8 points, 3.2 rebounds and 1.8 assists per game as a junior ... son of Royrickers and Catrina Cook ... has one sibling: Olivia ... enrolled in the College of Education.

CAREER HIGHS

Points _____ 2 (4x) last vs. Texas Southern (12/15/20)
 Rebounds _____ 2 at LSU (2/20/21)
 Field Goals _____ 1 (4x) last vs. Texas Southern (12/15/20)
 Field Goals Att. _____ 1 (8x) last vs. Texas Southern (12/15/20)
 3-Pt. Field Goals _____ -
 3-Pt. Field Goals Att. _____ 1 (3x) last at Alabama (3/2/21)
 Free Throws _____ -
 Free Throws Att. _____ -
 Assists _____ 2 at South Carolina (1/23/21)
 Steals _____ 1 (2x) last vs. Troy (12/19/20)
 Blocks _____ -
 Minutes _____ 3 (2x) last Troy (12/19/20)

2018-19 COOK GAME-BY-GAME

Opp.	GS	Min.	FG-A	3FG-A	FT-A	O-D-T	PF	A	TO	BLK	STL	PTS
S. Alabama	2	0-1	0-0	0-0	0-0	1-0-1	1	0	0	0	0	0
Washington	1	1-1	0-0	0-0	0-0	1-0-1	0	0	0	0	0	2
Miss. College	1	0-1	0-1	0-0	0-0-0	0	0	0	0	0	0	0
Xavier	-dnp-											
Duke	-dnp-											
Arizona	-dnp-											
Saint Peter's	2	1-1	0-0	0-0	0-1-1	0	1	0	0	0	1	2
UNC Asheville	1	0-0	0-0	0-0	0-0-0	0	0	0	0	0	0	0
Dayton	-dnp-											
UAB	-dnp-											
NC State	-dnp-											
Murray State	-dnp-											
North Florida	1	0-0	0-0	0-0	0-0-0	0	0	0	0	0	0	0
Ole Miss	-dnp-											
Georgia	-dnp-											
Texas A&M	-dnp-											
Kentucky	-dnp-											
S. Carolina	-dnp-											
Miss. St.	-dnp-											
Missouri	1	0-0	0-0	0-0	0-0-0	0	0	0	0	0	0	0
Alabama	-dnp-											
Florida	-dnp-											
LSU	-dnp-											
Ole Miss	-dnp-											
Vanderbilt	-dnp-											
Arkansas	1	0-1	0-0	0-0	1-0-1	0	0	0	0	0	0	0
Kentucky	-dnp-											
Georgia	-dnp-											
Miss. St.	-dnp-											
Alabama	-dnp-											
Tennessee	-dnp-											
Missouri	-dnp-											
S. Carolina	-dnp-											
Florida	-dnp-											
Tennessee	-dnp-											
NMSU	-dnp-											
Kansas	-dnp-											
N. Carolina	-dnp-											
Kentucky	-dnp-											
Virginia	-dnp-											

2019-20 COOK GAME-BY-GAME

Opp.	GS	Min.	FG-A	3FG-A	FT-A	O-D-T	PF	A	TO	BLK	STL	PTS
GSU	-dnp-											
Davidson	-dnp-											
S. Alabama	-dnp-											
CSUN	3	0-1	0-1	0-0	0-1-1	1	0	0	0	0	0	0
Colgate	2	1-1	0-0	0-0	0-0-0	0	0	0	0	0	0	2
New Mexico	-dnp-											
Richmond	-dnp-											
Furman	-dnp-											
Saint Louis	-dnp-											
NC State	-dnp-											
Lehigh	-dnp-											
Lipscomb	-dnp-											
Miss. St.	-dnp-											
Vanderbilt	-dnp-											
Georgia	-dnp-											
Alabama	-dnp-											
Florida	-dnp-											
S. Carolina	-dnp-											
Iowa State	-dnp-											
Ole Miss	-dnp-											
Kentucky	-dnp-											
Arkansas	-dnp-											
LSU	-dnp-											
Alabama	-dnp-											
Missouri	-dnp-											
Georgia	-dnp-											
Tennessee	-dnp-											
Ole Miss	-dnp-											
Kentucky	-dnp-											
Texas A&M	-dnp-											
Tennessee	-dnp-											

COOK'S CAREER STATISTICS

Year	GP-GS	Min-Avg	FG-A	Pct	3FG-A	Pct	FT-A	Pct	O-D-T--Avg	PF-FO	Ast	TO	Blk	Stl	Pts	Avg
2018-19	8-0	10-1.3	2-5	.400	0-1	.000	0-0	.000	3-1-4--0.5	1-0	1	0	0	1	4	0.5
2019-20	2-0	5-2.5	1-2	.500	0-1	.000	0-0	.000	0-1-1--0.5	1-0	0	0	0	0	2	1.0
2020-21	9-0	16-1.8	1-5	.200	0-1	.000	0-0	.000	1-3-4--0.4	2-0	2	3	0	1	2	0.2
TOTAL	19-0	31-1.6	4-12	.333	0-3	.000	0-0	.000	4-5-9--0.5	4-0	3	3	0	3	8	0.4

AUBURN MEN'S BASKETBALL

2020-21 COOK GAME-BY-GAME

Opp.	GS	Min.	FG-A	3FG-A	FT-A	O-D-T	PF	A	TO	BLK	STL	PTS
vs. St. Joseph's		-dnp-										
vs. Gonzaga		-dnp-										
at UCF		-dnp-										
South Alabama		-dnp-										
vs. Memphis		-dnp-										
Texas Southern	1	1-1	0-0	0-0	0-0-0	0	0	0	0	0	0	2
Troy	3	0-1	0-0	0-0	0-0-0	1	0	1	0	1	1	0
Appalachian State	1	0-0	0-0	0-0	0-1-1	0	0	0	0	0	0	0
Arkansas		-dnp-										
at Texas A&M		-dnp-										
at Ole Miss		-dnp-										
Alabama		-dnp-										
at Georgia		-dnp-										
Kentucky		-dnp-										
at Arkansas		-dnp-										
at South Carolina	3	0-0	0-0	0-0	0-0-0	0	2	1	0	0	0	0
Missouri		-dnp-										
at Baylor		-dnp-										
Georgia		-dnp-										
Ole Miss		-dnp-										
at Vanderbilt		-dnp-										
at Kentucky		-dnp-										
at LSU	2	0-2	0-0	0-0	1-1-2	0	0	0	0	0	0	0
Florida	1	0-0	0-0	0-0	0-0-0	0	0	0	0	0	0	0
Tennessee	2	0-0	0-0	0-0	0-1-1	1	0	0	0	0	0	0
at Alabama	1	0-1	0-1	0-0	0-0-0	0	0	0	0	0	0	0
Mississippi State	2	0-0	0-0	0-0	0-0-0	0	0	1	0	0	0	0



21

TY CRESSMAN

6-7 • 244

Junior • Forward
Greensboro, N.C.
Bishop McGuinness



2020-21 (Sophomore): Did not see any game action.

HIGH SCHOOL AND PERSONAL: Transferred to Bishop McGuinness High School in Greensboro, N.C. ... Won a state championship title with the Villains as a senior ... Previously played at Caldwell Academy during his sophomore and junior years ... Averaged 12 points and 10 rebounds per game at both schools ... Played AAU Basketball for the NC Spartans ... Originally born in Canada and raised in Greensboro, N.C. ... Son of Nathan and Lisa Cressman ... His younger sister, Georgia, is a sophomore at Auburn ... Majoring in finance with aspirations of working in investment banking ... His grandfather, David Creesman, played in the National Hockey League and was a left wing for the Minnesota North Stars. His father, Nathan, played college hockey at Bowling Green ... Started playing basketball at the age of 6 ... Lived in the Philippines as a child and enjoys scuba diving.

2020-21 CRESSMAN GAME-BY-GAME

Opp.	GS	Min.	FG-A	3FG-A	FT-A	O-D-T	PF	A	TO	BLK	STL	PTS
vs. St. Joseph's	-	dnp-										
vs. Gonzaga	-	dnp-										
at UCF	-	dnp-										
South Alabama	-	dnp-										
vs. Memphis	-	dnp-										
Texas Southern	-	dnp-										
Troy	-	dnp-										
Appalachian State	-	dnp-										
Arkansas	-	dnp-										
at Texas A&M	-	dnp-										
at Ole Miss	-	dnp-										
Alabama	-	dnp-										
at Georgia	-	dnp-										
Kentucky	-	dnp-										
at Arkansas	-	dnp-										
at South Carolina	-	dnp-										
Missouri	-	dnp-										
at Baylor	-	dnp-										
Georgia	-	dnp-										
Ole Miss	-	dnp-										
at Vanderbilt	-	dnp-										
at Kentucky	-	dnp-										
at LSU	-	dnp-										
Florida	-	dnp-										
Tennessee	-	dnp-										
at Alabama	-	dnp-										
Mississippi State	-	dnp-										

CAREER HIGHS

Points	-
Rebounds	-
Field Goals	-
Field Goals Att.	-
3-Pt. Field Goals	-
3-Pt. Field Goals Att.	-
Free Throws	-
Free Throws Att.	-
Assists	-
Steals	-
Blocks	-
Minutes	-

CRESSMAN'S CAREER STATISTICS

Year	GP-GS	Min-Avg	FG-A	Pct	3FG-A	Pct	FT-A	Pct	O-D-T--Avg	PF-FO	Ast	TO	Blk	Stl	Pts	Avg
2020-21	0-0	0-0.0	0-0	.000	0-0	.000	0-0	.000	0-0-0--0.0	0-0	0	0	0	0	0	0.0
TOTAL	0-0	0-0.0	0-0	.000	0-0	.000	0-0	.000	0-0-0--0.0	0-0	0	0	0	0	0	0.0

22

ALLEN FLANIGAN

6-6 • 215

Junior • Guard

Little Rock, Ark.

Parkview Magnet HS



2020-21 (Sophomore): Averaged 14.3 points, 5.5 rebounds, 2.9 assists and 0.9 steals in 30.4 minutes per game ... started all 27 games was the team's primary scoring option ... was the most improved scorer in the SEC after raising his output by 11.1 from 3.2 points per game as a freshman to 14.3 points per tilt as a sophomore ... scoring average ranked 14th in the SEC ... was one of three players in the conference to average 14.0 points, 5.0 rebounds and 2.5 assists per game, joining Tre Mann (Florida) and Trendon Watford (LSU) ... averaged 14.7 points, 5.9 rebounds, 2.9 assists and 1.0 steals per game in league play ... was the only guard to rank in the top 15 in both points and rebounds per game in the SEC during conference play ... shot 45.5 percent from the floor, including 33.8 percent from 3, and 77.6 percent from free throw line ... made the sixth-most free throws in the SEC (97) and attempted the ninth-most free throws (125) ... was one of eight players in the SEC to have at least 350 points, 100 rebounds and 75 assists ... scored in double figures in 22 of team's 27 games, including six games with 20 or more points ... posted first career double-double with 19 points and 10 rebounds in SEC opener against Arkansas (Dec. 28) ... put up a career high 24 points against South Carolina (Jan. 23).

2019-20 (Freshman): Averaged 3.2 points, 2.7 rebounds, 0.4 assists and 0.3 steals in 13.7 minutes per game ... appeared in all 31 games ... earned first career start at Missouri (Feb. 15) ... third-best rebounding guard on the team at 2.7 boards per contest ... pulled down at least four rebounds 10 times, including seven times in SEC play ... was a perfect 4-for-4 and scored eight points in 12 minutes vs. Furman (Dec. 5) ... recorded career-highs in points (12) and rebounds (6) against Georgia (Jan. 11) ... matched career high with six boards in home win vs. Alabama (Feb. 12) ... followed up with six rebounds and hit season-best five free throws at Missouri (Feb. 15) ... posted nine points and five rebounds in 22 minutes at Tennessee (March 7).

HIGH SCHOOL AND PERSONAL: Labeled as a four-star by ESPN and a three-star by Rivals and 247Sports ... selected as the No. 1 player in Arkansas by ESPN and No. 3 by 247Sports ... attended Parkview Magnet High School where he played for his grandfather and local legend Alfred Flanigan ... won two state championships ... named the 5A Gatorade Arkansas Player of the Year ... also chosen as the district's top athlete ... played for the Joe Johnson Hawks in the adidas Gauntlet circuit, averaging 8.4 points, 3.6 rebounds and 1.2 assists per game ... led Hawks to 21-5 record and age division title in the Real Deal in the Rock ... son of Wes and Katrina Flanigan ... has two siblings: Collin and Mike ... father, Wes, was a four-year starter at point guard at Auburn from 1993-97 and is in the top 25 in program history with 1,228 career points ... father, Wes, was also an All-SEC selection in 1996 and is currently an assistant coach at Auburn ... enrolled in the College of Education.

2019-20 FLANIGAN GAME-BY-GAME												
Opp.	GS	Min.	FG-A	3FG-A	FT-A	O-D-T	PF	A	TO	BLK	STL	PTS
GSU	7	0-0	0-0	0-0	0-0	0-1-1	1	1	1	0	0	0
Davidson	6	0-1	0-1	0-0	0-0	0-1-1	1	0	1	0	0	0
S. Alabama	12	2-5	0-0	0-2	1-0-1	0	0	0	0	0	0	4
CSUN	18	3-5	1-1	0-0	0-3-3	1	1	1	1	1	0	7
Colgate	9	0-3	0-2	0-0	0-3-3	1	0	0	0	0	0	0
New Mexico	12	2-4	0-2	0-0	0-2-2	2	2	0	0	0	0	4
Richmond	14	1-3	0-0	1-2	3-1-4	3	0	1	0	0	0	3
Furman	12	4-4	0-0	0-2	1-1-2	0	0	1	0	0	0	8
Saint Louis	14	1-4	0-1	1-2	3-2-5	1	0	0	0	0	0	3
NC State	22	1-5	0-2	1-2	1-3-4	4	1	0	0	0	0	3
Lehigh	15	3-4	0-1	0-1	0-1-1	0	0	1	0	1	0	6
Lipscomb	10	0-0	0-0	0-0	0-0-0	3	0	2	0	0	0	0
Miss. St.	12	0-2	0-2	0-2	1-0-1	2	0	1	0	0	0	0
Vanderbilt	17	1-3	1-2	0-2	1-2-3	3	0	1	0	0	0	3
Georgia	21	5-6	2-3	0-0	0-6-6	2	0	1	0	2	12	
Alabama	15	2-4	0-1	2-3	0-4-4	2	0	3	1	0	0	6
Florida	11	0-1	0-0	0-0	1-3-4	0	0	0	0	1	0	0
S. Carolina	14	1-2	0-1	0-0	0-1-1	2	0	1	0	0	0	2
Iowa State	11	1-3	0-0	0-0	3-0-3	3	1	0	0	0	0	2
Ole Miss	12	0-2	0-1	0-0	1-1-2	3	0	0	0	0	0	0
Kentucky	9	0-2	0-1	0-0	0-2-2	2	0	0	0	0	0	0
Arkansas	14	1-5	0-4	1-1	0-1-1	3	1	2	0	0	0	3
LSU	15	1-6	0-3	0-1	0-2-2	0	1	0	1	0	0	2
Alabama	17	1-2	0-1	3-4	2-4-6	2	1	1	0	1	5	
Missouri	* 29	0-3	0-3	5-8	2-4-6	2	2	1	0	0	0	5
Georgia	* 21	1-7	0-0	1-2	2-3-5	1	0	1	0	0	0	3
Tennessee	* 18	2-2	1-1	0-0	0-1-1	3	0	0	0	1	5	
Ole Miss	9	0-2	0-0	0-0	0-2-2	0	0	1	0	1	0	0
Kentucky	6	1-1	0-0	1-1	0-1-1	2	0	0	0	0	0	3
Texas A&M	12	1-2	0-1	0-0	0-1-1	0	0	1	1	0	2	
Tennessee	23	4-6	0-1	1-2	2-3-5	3	0	3	0	1	9	

2020-21 FLANIGAN GAME-BY-GAME												
Opp.	GS	Min.	FG-A	3FG-A	FT-A	O-D-T	PF	A	TO	BLK	STL	PTS
vs. St. Joseph's	* 35	3-8	0-2	6-7	3-2-5	4	2	1	0	0	0	12
vs. Gonzaga	* 29	7-11	4-7	2-3	1-4-5	0	1	1	0	1	20	
at UCF	* 30	1-6	1-5	0-1	1-6-7	2	3	3	0	1	3	
South Alabama	* 23	5-8	4-6	0-0	1-1-2	4	3	3	1	0	14	
vs. Memphis	* 32	5-10	1-5	5-8	1-3-4	0	1	0	0	1	16	
Texas Southern	* 24	6-12	2-6	4-7	1-2-3	2	0	0	0	2	18	
Troy	* 25	4-7	1-4	5-5	0-3-3	3	4	7	1	0	14	
Appalachian State	* 30	5-8	3-6	0-0	1-5-6	2	6	1	0	0	13	
Arkansas	* 29	6-11	3-7	4-5	3-7-10	3	3	5	0	0	19	
at Texas A&M	* 36	6-11	4-7	0-0	0-3-3	1	4	6	0	2	16	
at Ole Miss	* 35	2-8	0-4	0-0	1-5-6	1	5	8	1	2	4	
Alabama	* 34	6-12	3-6	4-5	3-5-8	2	4	3	1	1	19	
at Georgia	* 25	4-8	1-4	2-2	0-4-4	4	3	1	0	0	11	
Kentucky	* 32	6-14	1-3	8-8	3-6-9	2	1	2	0	0	21	
at Arkansas	* 24	2-7	0-4	3-4	0-4-4	4	1	4	0	4	7	
at South Carolina	* 32	7-12	4-6	6-6	2-4-6	3	4	4	1	1	24	
Missouri	* 25	3-8	0-3	5-6	0-4-4	3	3	3	0	0	11	
at Baylor	* 34	3-14	1-6	4-6	1-7-8	1	6	5	0	1	11	
Georgia	* 29	4-8	0-3	4-6	0-4-4	4	2	3	0	0	12	
Ole Miss	* 29	6-8	2-3	2-4	1-3-4	3	2	5	0	2	16	
at Vanderbilt	* 29	2-9	0-2	6-8	0-7-7	2	5	5	0	2	10	
at Kentucky	* 31	8-13	1-5	6-7	0-5-5	2	0	5	0	0	23	
at LSU	* 35	5-14	3-7	0-0	1-2-3	1	5	1	0	1	13	
Florida	* 35	0-6	0-3	6-6	0-9-9	4	4	7	0	2	6	
Tennessee	* 36	7-14	2-5	7-11	2-5-7	2	3	2	0	1	23	
at Alabama	* 34	2-8	0-4	3-4	1-8-9	1	1	4	0	0	7	
Mississippi State	* 28	7-13	3-7	5-6	0-4-4	2	2	0	0	0	22	

CAREER HIGHS	
Points	24 at South Carolina (1/23/21)
Rebounds	10 vs. Arkansas (12/30/20)
Field Goals	8 at Kentucky (2/13/21)
Field Goals Att.	14 (4x) last vs. Tennessee (2/27/21)
3-Pt. Field Goals	4 (4x) last at South Carolina (1/23/21)
3-Pt. Field Goals Att.	7 (4x) last at LSU (2/20/21)
Free Throws	8 vs. Kentucky (1/16/21)
Free Throws Att.	11 vs. Tennessee (2/27/21)
Assists	6 (2x) last at Baylor (1/30/21)
Blocks	1 (7x) last vs. Alabama (1/9/21)
Steals	4 at Arkansas (1/20/21)
Minutes	37 vs. Tennessee (2/27/21)

FLANIGAN'S CAREER STATISTICS

Year	GP-GS	Min-Avg	FG-A	Pct	3FG-A	Pct	FT-A	Pct	O-D-T--Avg	PF-FO	Ast	TO	Blk	Stl	Pts	Avg
2019-20	31-3	429-13.8	39-99	.394	5-35	.143	17-37	.459	24-59-83--2.7	52-0	11	25	4	8	100	3.2
2020-21	27-27	820-30.4	122-268	.455	44-130	.338	97-125	.776	27-122-149--5.5	62-0	78	89	5	24	385	14.3
TOTAL	58-30	1249-21.5	161-367	.439	49-165	.297	114-162	.704	51-181-232--4.0	114-0	89	114	9	32	485	8.4

#WAR EAGLE

AUBURN MEN'S BASKETBALL

1

WENDELL GREEN JR.

5-11 • 175
 Sophomore • Guard
 Detroit, Mich.
 La Lumiere School (Ind.)



#WAREAGLE

2020-21 (Freshman, Eastern Kentucky): Averaged 15.8 points, 5.0 assists, 3.4 rebounds and 1.6 steals for the as a freshman at Eastern Kentucky during the 2020-21 season ... also shot 40 percent from the field, including 36 percent from behind the arc, and 77 percent from the charity stripe ... played in all 29 games, earning 25 starts, and led the team with 30.5 minutes per game ... guided the Colonels to a 22-7 record, including 15-5 in Ohio Valley Conference play ... the 15 conference wins were a program record ... tabbed First Team All-Ohio Valley Conference ... led the nation's eighth-best scoring offense at 81.8 points per game ... broke the program's freshman record with 146 assists, which also was the highest mark by any freshman in the country and the 15th-most by any player overall ... was one of only two freshman in the nation to have 400 points and 100 assists, joining Gonzaga's Jalen Suggs ... reached double figures 20 times, including his last five games of the season in which he averaged 24.0 points per contest ... was a five-time honoree as the OVC Freshman of the Week ... was also tabbed to the conference's all-tournament team after averaging 26.0 points, 4.5 assists, 3.0 rebounds and 3.0 steals per game in the postseason tournament.

HIGH SCHOOL AND PERSONAL: Rated as a three-star guard by Rivals ... tabbed as the No. 16 point guard in the 2020 class by 247 Sports ... led La Lumiere School (Ind.) to a 38-1 record and an appearance in the Geico High School National Title Game in 2019 ... before transferring prior to his junior season, averaged 20 points, eight assists and seven rebounds at Detroit Country Day as a sophomore ... son of Wendell Green Sr. and Rhonda Dalton-Green.

2020-21 GREEN GAME-BY-GAME

Opp.	GS	Min.	FG-A	3FG-A	FT-A	O-D-T	PF	A	TO	BLK	STL	PTS
vs North Florida		28	4-12	1-5	3-4	2-1-3	1	6	1	0	2	12
vs Charleston So.		29	3-13	0-3	3-3	1-5-6	2	4	4	0	4	9
at Xavier	*	38	3-18	0-8	3-4	0-1-1	3	7	3	0	2	9
at USC Upstate	*	20	3-6	1-2	5-6	1-2-3	3	6	5	1	1	12
Morehead State	*	31	4-16	1-6	0-0	2-1-3	1	6	4	0	4	9
Transylvania	*	20	4-8	1-2	3-3	1-1-2	3	2	0	0	1	12
CU Harrodsburg	*	15	0-3	0-1	0-0	0-2-2	1	3	1	0	0	0
High Point	*	30	4-9	1-3	4-6	0-3-3	4	8	4	0	3	13
Eastern Illinois		29	4-13	0-3	1-3	1-2-3	2	3	3	1	5	9
at Austin Peay	*	33	9-18	5-7	7-8	0-5-5	2	0	1	0	0	30
Jacksonville State	*	37	5-16	0-6	5-7	2-4-6	1	3	1	0	0	15
Tennessee Tech	*	33	3-10	2-5	2-2	0-3-3	1	15	2	0	2	10
at Eastern Ill.	*	35	6-22	2-5	3-6	0-2-2	1	6	4	0	2	17
UT Martin	*	23	10-16	4-6	1-1	0-2-2	2	4	2	0	2	25
at Jacksonville St.	*	39	7-20	4-10	4-6	1-6-7	2	8	1	0	2	22
Austin Peay	*	35	9-20	3-6	4-4	1-1-2	4	9	4	0	2	25
Murray State	*	39	10-16	1-5	3-6	2-2-4	2	8	4	0	1	24
at SIUE	*	31	6-14	3-5	3-4	1-4-5	2	2	8	0	0	18
at Belmont	*	21	1-10	1-3	0-0	0-1-1	1	1	2	0	2	3
at Tennessee St.	*	31	6-13	1-1	4-4	1-6-7	2	5	3	0	0	17
at Tennessee Tech	*	24	2-6	1-3	2-2	1-0-1	2	6	5	0	0	7
at UT Martin	*	32	6-12	1-2	4-5	1-5-6	2	6	4	0	3	17
at SE Missouri	*	23	3-11	0-2	0-0	0-1-1	1	2	3	0	0	6
at SE Missouri	*	32	7-18	4-8	5-8	0-5-5	2	4	4	0	1	23
Belmont	*	37	8-19	2-6	4-5	0-4-4	1	3	1	0	1	22
Tennessee State		31	5-11	1-3	12-13	0-5-5	1	5	2	0	1	23
vs Austin Peay	*	39	7-13	3-4	6-7	0-3-3	2	5	1	0	6	23
vs Morehead St.	*	37	12-20	4-6	1-2	0-3-3	2	4	1	0	0	29

CAREER HIGHS

Points	30	at Austin Peay (1/2/21)
Rebounds	7	at Tennessee State (2/13/21)
Field Goals	12	vs. Morehead State (3/5/21)
Field Goals Att.	22	at Eastern Illinois (1/16/21)
3-Pt. Field Goals	5	at Austin Peay (1/2/21)
3-Pt. Field Goals Att.	10	at Jacksonville State (2/2/21)
Free Throws	12	vs. Tennessee State (2/27/21)
Free Throws Att.	13	vs. Tennessee State (2/27/21)
Assists	15	vs. Tennessee Tech (1/9/21)
Steals	6	vs. Austin Peay (3/4/21)
Blocks	1	vs. Eastern Illinois (12/30/20)
Minutes	39	vs. Austin Peay (3/4/21)

GREEN'S CAREER STATISTICS

Year	GP-GS	Min-Avg	FG-A	Pct	3FG-A	Pct	FT-A	Pct	O-D-T--Avg	PF-FO	Ast	TO	Blk	Stl	Pts	Avg
2020-21	29-25	885-30.5	158-399	.396	48-132	.364	93-121	.769	18-81-99--3.4	57-0	146	80	3	47	457	15.8
TOTAL	29-25	885-30.5	158-399	.396	48-132	.364	93-121	.769	18-81-99--3.4	57-0	146	80	3	47	457	15.8

AUBURN MEN'S BASKETBALL

12

ZEP JASPER

6-1 • 185

Senior • Guard

Augusta, Ga.

Laney HS



2020-21 (Junior, Charleston): Played and started in all 19 games of the season ... Team's leading scorer averaging 15.6 points per game which ranked eighth best amongst Colonial Athletic Association scoring leaders ... Poured in double figures in 16 contests including four 20+ point outings ... Collected CAA Player of the Week honors for the first time of his career (2/8/21) ... Led the Cougars to a 2-0 weekend and series sweep of Towson pouring in 21 points and four boards in a 90-88 double-overtime thriller versus the Tigers (2/6/21) ... Also equaled his career high with seven rebounds against Towson (2/7/21) ... Ended the season on a career-best eight-game double-digit scoring streak ... Knocked down a career-high 38 points on 13-of-18 shooting from the field, 4-of-7 shooting from beyond the arc and 8-for-9 from the charity stripe against Columbus State (2/20/21) ... Tied former CofC greats Ken Gustafson and Dontaye Draper for the fifth-most points scored in a single game in school history and tied as the third-most in the program's NCAA Division I Era ... Registered a game-high 27 points in the CAA Quarterfinals versus Drexel (3/7/21).

2019-20 (Sophomore, Charleston): Best on-ball defender in the country ... Saw action in 31 games with 30 starts for the Cougars ... Averaged 7.6 points, 1.7 rebounds and 1.7 assists per game ... Ranked third on the team in steals (28) ... Scored in double figures on 13 occasions including three-straight games with 12 points at Drexel (12/28/19), at Delaware (12/30/19) and versus Towson (1/2/20) ... Also dished out a career-high six assists at Drexel ... Registered a season-high 13 points versus Delaware in the CAA Quarterfinals (3/8/20).

2018-19 (Redshirt Freshman, Charleston): Played in all 33 games of the season with 14 starts ... One of the Cougars' top defensive players ... Was the fourth-leading scorer on the team averaging 5.4 points per game and best 3-point shooter with a 40.0 percent accuracy beyond the arc ... Made his first career start versus Presbyterian College registering a career-high 15 points on 5-of-8 shooting from the field (11/6/18) ... Scored in double figures on six occasions including 10 points against Rhode Island (11/13/18) and 13 points at VCU (12/15/18) ... Recorded 14 points and a career-best five rebounds at Delaware (2/7/19) ... Had a career-high three steals twice against Northeastern (2/16/19) and at William & Mary (2/21/19) ... Dished out a career-high four assists versus Drexel in the CAA Quarterfinals (3/10/19).

2017-18 (Freshman, Charleston): Redshirted the 2017-18 season.

HIGH SCHOOL AND PERSONAL: Averaged 21 points, six assists, five rebounds and three steals per game as a senior while playing for Laney High School ... led the Wildcats to a region title and Class AAA state quarterfinals appearance ... honored as the All-Area Georgia Boys Co-Player of the Year by The Augusta Chronicle ... during four years of competition at Laney, the team compiled an 84-15 record and made

three Final Four appearances in the state playoffs ... became the fifth player in school history to reach 1,000 points in a career ... was a four-time first team all-state and first team all-region selection ... earned Freshman of the Year and first-team all-defense honors ... played one post-grad year of basketball at Notre Dame Preparatory School in Fitchburg, Mass. and averaged 22.3 points per game ... son of William and Sandra Jasper ... has one brother, Vonte, and one sister, Latoya.

2018-19 JASPER GAME-BY-GAME

Opp.	GS	Min.	FG-A	3FG-A	FT-A	O-D-T	PF	A	TO	BLK	STL	PTS
Presbyterian College *	34	5-8	3-5	2-2	0-3-3	3	1	2	0	0	15	
at Western Carolina *	35	2-5	0-1	2-3	3-2-5	1	3	2	0	1	6	
Rhode Island *	31	2-5	1-4	5-6	0-3-3	4	2	1	0	1	10	
at Oklahoma St. *	31	2-8	0-3	0-0	0-4-4	3	2	1	0	1	4	
vs LSU *	32	1-7	1-5	2-5	0-1-1	1	0	1	0	0	5	
vs UAB *	29	2-6	2-5	0-0	0-3-3	2	1	1	0	0	6	
vs Memphis *	25	0-3	0-2	0-0	0-2-2	3	0	1	0	1	0	
South Carolina State *	7	1-2	0-1	0-0	0-0-0	1	1	0	0	2	2	
Charlotte *	29	2-4	1-3	1-1	0-0-0	2	0	0	0	0	6	
Georgia College *	28	4-7	3-5	0-0	1-3-4	1	2	0	0	0	11	
at VCU *	26	4-9	2-5	3-5	0-1-1	4	2	3	0	2	13	
at Siena *	29	3-5	1-2	1-1	0-3-3	1	1	0	0	1	8	
Coastal Carolina *	33	1-4	1-4	6-6	1-2-3	0	3	0	0	1	9	
at UNCW *	26	1-4	1-2	0-0	0-2-2	1	1	2	0	0	3	
at Towson	24	0-1	0-0	2-2	1-3-4	3	1	0	0	0	2	
at James Madison	26	0-6	0-3	0-0	0-1-1	2	1	0	0	2	0	
Drexel	26	2-3	1-2	0-0	1-1-2	3	1	1	1	0	5	
Delaware	25	2-4	2-3	0-0	0-2-2	2	1	2	0	0	6	
at Northeastern	20	0-1	0-1	0-0	0-1-1	2	0	1	0	0	0	
at Hofstra	17	0-1	0-1	0-0	0-0-0	2	1	1	0	0	0	
Elon	22	0-3	0-3	0-0	0-1-1	2	0	1	0	1	0	
William & Mary	20	1-2	0-1	0-0	0-4-4	0	3	0	0	0	2	
James Madison	25	0-0	0-0	2-2	0-1-1	2	2	0	0	1	2	
Towson	24	4-5	4-5	0-0	0-2-2	2	1	0	0	1	12	
at Delaware	32	5-7	3-4	1-3	0-5-5	2	2	3	0	1	14	
at Drexel	19	0-0	0-0	0-0	0-1-1	0	3	0	0	1	0	
Hofstra	32	2-7	2-4	0-0	2-1-3	4	0	0	0	0	6	
Northeastern	23	0-5	0-2	0-0	1-0-1	0	0	0	0	3	0	
at William & Mary	18	1-1	1-1	0-0	0-0-0	0	2	1	0	3	3	
at Elon	21	3-4	3-4	0-0	1-1-2	1	0	0	0	0	9	
UNCW	28	1-4	0-3	5-6	0-3-3	2	1	0	0	1	7	
vs Drexel	19	1-3	1-3	0-0	1-1-2	2	4	1	0	0	3	
vs Northeastern	20	3-5	3-3	0-0	0-2-2	2	0	0	0	0	9	

CAREER HIGHS

Points	38 vs. Columbus State (2/20/21)
Rebounds	7 (2x) last vs. Towson (2/7/21)
Field Goals	13 vs. Columbus State (2/20/21)
Field Goals Att.	21 vs. Drexel (3/7/21)
3-Pt. Field Goals	5 vs. Drexel (3/7/21)
3-Pt. Field Goals Att.	10 vs. Drexel (3/7/21)
Free Throws	10 vs. Towson (1/2/20)
Free Throws Att.	10 vs. Towson (1/2/20)
Assists	6 at Drexel (12/28/19)
Steals	3 (3x) last vs. Northeastern (1/17/21)
Blocks	1 (3x) last vs. Northeastern (1/16/21)
Minutes	42 vs. Columbus State (2/20/21)

JASPER'S CAREER STATISTICS

Year	GP-GS	Min-Avg	FG-A	Pct	3FG-A	Pct	FT-A	Pct	O-D-T--Avg	PF-FO	Ast	TO	Blk	Stl	Pts	Avg
2018-19	33-14	836-25.3	55-139	.396	36-90	.400	32-42	.762	12-59-71--2.2	60-0	42	25	1	24	178	5.4
2019-20	31-30	943-30.4	76-189	.402	36-99	.364	49-55	.891	15-38-53--1.7	64-1	53	26	1	28	237	7.6
2020-21	19-19	623-32.8	108-247	.437	38-110	.345	42-48	.875	15-56-71--3.7	40-1	50	25	2	15	296	15.6
TOTAL	83-63	2402-28.9	239-575	.416	110-299	.368	123-145	.848	42-153-195--2.3	164-2	145	76	4	67	711	8.6

2019-20 JASPER GAME-BY-GAME

Opp.	GS	Min.	FG-A	3FG-A	FT-A	O-D-T	PF	A	TO	BLK	STL	PTS
USC Upstate	*	27	4-7	1-2	0-0	0-0-0	1	1	1	0	0	9
Georgia State	*	12	1-3	1-3	0-0	0-1-1	0	1	0	0	0	3
Oklahoma State	*	31	1-5	1-5	2-2	1-0-1	2	0	2	0	0	5
at MARSHALL	*	34	3-7	0-2	4-5	0-1-1	2	1	1	0	1	10
at UCF	*	29	3-4	1-2	0-0	2-1-3	3	1	1	0	1	7
vs Wake Forest	*	34	5-8	3-4	0-0	0-2-2	4	3	0	0	1	13
vs Providence	*	29	1-4	1-3	2-2	0-3-3	3	1	3	1	1	5
vs UCF	*	29	2-5	2-2	1-2	0-1-1	0	1	0	0	1	7
Coker	*	25	3-9	1-5	0-0	0-0-0	2	2	0	0	2	7
at Richmond	*	30	1-6	1-5	0-0	0-0-0	2	0	1	0	1	3
VCU	*	34	4-7	2-4	0-1	0-1-1	3	2	3	0	3	10
South Carolina State	*	23	1-1	1-1	0-0	0-0-0	3	1	0	0	0	3
at Drexel	*	29	4-7	2-4	2-2	2-0-2	4	6	2	0	2	12
at Delaware	*	34	3-5	2-4	4-4	0-3-3	1	3	0	0	0	12
Towson	*	33	1-7	0-5	10-10	2-1-3	1	2	0	0	0	12
James Madison	*	37	1-3	1-2	4-4	0-2-2	3	3	1	0	1	7
at Elon	*	28	2-3	0-1	2-2	1-1-2	1	1	2	0	2	6
at William & Mary	*	23	0-4	0-1	0-0	1-1-2	1	1	0	0	0	0
Northeastern	*	33	4-7	0-1	5-6	1-3-4	3	1	0	0	1	13
Hofstra	*	34	6-14	1-6	0-0	1-2-3	2	2	0	0	1	13
UNCW	*	27	1-7	0-3	0-0	1-1-2	5	1	0	0	0	2
at James Madison	*	28	4-6	2-2	2-2	0-0-0	1	2	0	0	1	12
at Towson	*	29	2-6	2-5	0-0	0-7-7	3	1	1	0	0	6
William & Mary	*	35	3-7	0-2	1-2	0-1-1	2	3	0	0	2	7
Elon	*	32	4-7	2-3	0-0	1-1-2	2	1	1	0	0	10
at Hofstra	*	32	0-3	0-2	0-0	0-1-1	1	5	0	0	2	0
at Northeastern	*	34	3-9	2-4	2-2	0-1-1	2	1	2	0	0	10
at UNCW	*	38	1-8	0-3	0-0	1-1-2	2	1	2	0	3	2
Delaware	*	30	1-4	1-3	3-3	0-0-0	2	1	1	0	1	6
Drexel	*	35	3-7	2-4	4-4	0-2-2	3	3	1	0	1	12
vs Delaware	*	35	4-9	4-6	1-2	1-0-1	0	1	1	0	0	13

2020-21 JASPER GAME-BY-GAME

Opp.	GS	Min.	FG-A	3FG-A	FT-A	O-D-T	PF	A	TO	BLK	STL	PTS
at North Carolina	*	23	4-9	1-3	0-0	1-5-6	2	3	1	0	0	9
Limestone	*	23	8-14	5-9	0-0	2-2-4	1	2	0	0	1	21
Furman	*	29	5-12	2-6	0-0	2-3-5	1	1	1	0	0	12
Marshall	*	35	6-14	2-7	2-2	0-2-2	3	2	0	0	0	16
South Carolina St.	*	24	2-5	1-3	7-7	0-6-6	1	5	1	0	1	12
Western Caro.	*	41	5-16	1-8	5-6	3-1-4	3	1	3	0	2	16
at Georgia St.	*	30	2-9	1-5	1-1	2-4-6	3	0	2	0	1	6
at Delaware	*	35	5-12	2-5	1-1	0-1-1	0	4	2	0	1	13
at Delaware	*	28	5-11	0-3	3-4	2-2-4	1	3	1	0	1	13
Drexel	*	34	3-13	1-5	3-3	0-3-3	2	5	4	1	2	10
Drexel	*	33	3-8	1-6	0-0	0-1-1	2	2	1	0	0	7
Northeastern	*	34	7-15	0-2	0-1	0-4-4	1	3	1	1	0	14
Northeastern	*	36	4-11	0-1	2-2	1-2-3	2	5	2	0	3	10
Towson	*	42	8-18	2-8	3-3	0-4-4	5	2	0	0	1	21
Towson	*	32	7-13	3-5	0-0	1-6-7	1	1	2	0	0	17
Elon	*	31	5-12	4-9	2-2	0-3-3	3	4	1	0	0	16
Elon	*	36	6-16	3-8	3-5	0-2-2	3	1	2	0	1	18
Columbus St.	*	42	13-18	4-7	8-9	0-3-3	4	3	1	0	1	38
vs Drexel	*	35	10-21	5-10	2-2	1-2-3	2	3	0	0	0	27

0

K.D. JOHNSON

6-0 • 204

Sophomore • Guard

Atlanta, Ga.

Hargrave Military



2020-21 (Freshman, Georgia): Averaged 13.5 points, 2.8 rebounds, 1.9 steals and 1.2 assists per game while playing 22.5 minutes per contest in 16 games as a freshman at Georgia ... shot 42 percent from the floor, including 39 percent from downtown, and scored in double figures 12 times, including a team-best four 20-point outings in 2020-21 ... made his collegiate debut against Auburn on Jan. 13 and poured in 21 points, seven rebounds, four steals, two assists and two blocks in 29 minutes of action ... the 21 points were the third-most ever by a UGA freshman in his debut trailing only Dominique Wilkins (26) and Anthony Edwards (24) ... named the Southeastern Conference Freshman of the Week on Jan. 18 following a 14-point game at Ole Miss, which saw him go 4-of-5 from behind the arc ... posted career-high outputs in back-to-back road games vs. ranked teams, pouring in 22 points at No. 16 Tennessee and 24 points at No. 11 Alabama.

HIGH SCHOOL AND PERSONAL: Consensus top-100 player by 247 Sports, ESPN and Rivals ... labeled as a four-star by all major recruiting outlets ... ranked as high as 73rd nationally by ESPN ... averaged 26.2 points, 7.4 assists, 4.7 rebounds and 3.1 steals per game in one season at Hargrave Military Academy (Va.) ... helped the Tigers reach the Final Four of the National Prep Tournament ... played for three seasons at Southwest DeKalb High School (Ga.) where he was twice tabbed all-state for Class 5A by the Atlanta Journal Constitution ... selected as the Class 5A Player of the Year as a junior in 2019 ... amassed 1,302 points, 375 rebounds, 318 assists and 272 steals while shooting 47 percent from the floor while playing for the Panthers ... also posted 62 double-figure scoring outputs, 24 20-point outings, six 30-point outbursts and one 40-point showing in 84 games ... son of Jada Johnson.

CAREER HIGHS

Points	24 at Alabama (2/13/21)
Rebounds	7 vs. Auburn (1/13/21)
Field Goals	9 at Tennessee (2/10/21)
Field Goals Att.	19 at Auburn (1/13/21)
3-Pt. Field Goals	4 at Ole Miss (1/16/21)
3-Pt. Field Goals Att.	7 at Alabama (2/13/21)
Free Throws	10 at Alabama (2/13/21)
Free Throws Att.	15 at Alabama (2/13/21)
Assists	4 vs. LSU (2/23/21)
Steals	4 vs. Missouri (2/16/21)
Blocks	2 vs. Auburn (1/13/21)
Minutes	29 at Alabama (2/13/21)

JOHNSON'S CAREER STATISTICS

Year	GP-GS	Min-Avg	FG-A	Pct	3FG-A	Pct	FT-A	Pct	O-D-T--Avg	PF-FO	Ast	TO	Blk	Stl	Pts	Avg
2020-21	16-0	360-22.5	68-161	.422	24-62	.387	56-91	.615	11-33-44--2.8	45-0	19	34	3	29	216	13.5
TOTAL	16-0	360-22.5	68-161	.422	24-62	.387	56-91	.615	11-33-44--2.8	45-0	19	34	3	29	216	13.5

2020-21 JOHNSON GAME-BY-GAME

Opp.	GS	Min.	FG-A	3FG-A	FT-A	O-D-T	PF	A	TO	BLK	STL	PTS
Florida A&M			-DNP-									
North Georgia			-DNP-									
Jacksonville			-DNP-									
Montana			-DNP-									
Samford			-DNP-									
Cincinnati			-DNP-									
Northeastern			-DNP-									
Mississippi State			-DNP-									
at LSU			-DNP-									
Arkansas			-DNP-									
Auburn	29	9-19	2-4	1-3	2-5-7	3	2	3	2	4	21	
at Ole Miss	22	5-8	4-5	0-0	0-0-0	3	0	4	0	2	14	
Kentucky	22	3-9	2-5	2-2	1-4-5	4	0	2	0	1	10	
Florida	22	5-11	1-6	5-10	1-1-2	4	2	2	0	1	16	
at South Carolina	24	5-14	3-7	1-2	2-2-4	1	0	2	0	1	14	
Ole Miss	12	1-2	0-0	3-3	0-0-0	3	0	2	0	0	5	
at Auburn	23	3-9	1-2	5-8	0-4-4	2	0	1	0	0	12	
Vanderbilt	19	1-4	1-2	0-0	0-1-1	4	2	5	0	3	3	
at Tennessee	22	9-15	1-2	3-6	1-2-3	3	0	1	0	3	22	
at Alabama	29	6-15	2-7	10-15	0-2-2	4	2	3	0	4	24	
Missouri	21	2-7	0-2	6-8	2-3-5	2	3	1	0	4	10	
at Florida	22	3-11	1-4	1-2	1-3-4	2	3	0	0	2	8	
LSU	22	5-9	2-5	9-14	0-0-0	4	4	1	0	0	21	
South Carolina	27	2-9	0-2	4-7	1-2-3	0	0	2	1	2	8	
Alabama	21	6-11	3-6	1-3	0-1-1	3	1	3	0	2	16	
vs Missouri	23	3-8	1-3	5-8	0-3-3	3	0	2	0	0	12	

#WAR EAGLE

AUBURN MEN'S BASKETBALL

13

WALKER KESSLER

7-1 • 245

Sophomore • Forward/Center
Newnan, Ga.
Woodward Academy



2020-21 (Freshman, North Carolina): Averaged 4.4 points, 3.2 rebounds and 0.9 blocks ... Shot 57.8 percent from the floor ... Earned co-ACC Freshman of the Week honors for his performances against Marquette on Feb. 24 and Florida State on Feb. 27 ... Scored 94 of his 127 points and made 38 of his 52 field goals in the last 11 games ... Scored in double figures five times with a season-high 20 at home against Florida State ... Grabbed 45 of his 94 rebounds (47.9 percent) on the offensive boards ... Set or matched season scoring and field goal highs in five straight games from February 13-27 ... First career double-double (16 points and 12 rebounds) and a season-high and UNC freshman record eight blocks in the ACC second round win over Notre Dame ... Set all-time ACC Tournament freshman record with eight blocks (previous was six by Duke's Mike Gminski in 1977 and Wake Forest's Tim Duncan in 1994) ... Previous UNC record for any ACC Tourney game was six by Eric Montross in 1994 ... Made 7 of 11 field goals, had five offensive rebounds and two steals ... Won UNC's defensive player of the game honors for the second time ... Blocked three shots in the home win over Duke ... Season- and game-high 20 points, nine field goals (in 10 attempts), five offensive rebounds, eight rebounds and four blocks in the 78-70 win over ACC-leading Florida State ... Started the second half vs. the Seminoles and went 7 for 7 from the floor for 14 points (four more than his previous game high) in 12:18 of second-half action ... Also won his first defensive player of the game award vs. FSU ... Made five field goals and matched his previous scoring high again with 10 points vs. Marquette ... Season-high three assists, all in the first half as UNC built a 48-29 lead, scored 10 points and had two steals against Louisville ... Then-season highs in points (10), rebounds (7) and assists (2) vs. Northeastern ... Led UNC with a then-season-high nine points and added five rebounds in 12 minutes at Virginia ... Had six points and four rebounds in four minutes in college debut vs. Charleston.

HIGH SCHOOL AND PERSONAL: Consensus five-star, top-25 prospect ... ranked 14th overall by ESPN, 22nd by 247 Sports and 24th by Rivals ... tabbed as the No. 1 player in the state of Georgia by ESPN and 247 Sports ... named a McDonald's All-American while playing at Woodward Academy in College Park, Ga. ... led the school to its first state title in its 120-year history ... averaged 17.8 points, 9.3 rebounds, 5.2 blocked shots, 1.3 steals and 1.2 assists as a senior ... earned a plethora of honors, including the Gatorade High School Player of the Year, Georgia's Mr. Basketball and the Atlanta Journal-Constitution's Georgia Player of the Year ... put up career totals of 2,003 points, 1,185 rebounds and 524 blocks as a prep ... also gained experience by participating in the 2019 minicamp for the USA Basketball Men's Junior National Team ... son of Dr. Chad and Andrea Kessler ... was selected as a member of the National Honor Society ... father played basketball at Georgia from 1983-87, scored 675 career points, won Academic All-America honors and was a fifth-round NBA Draft pick by the L.A. Clippers in 1987 ... brother, Houston, played at Georgia from 2013-17 ... uncle, the late Alec Kessler, earned All-SEC honors at Georgia, where he led the Bulldogs to the 1990 SEC championship ... Alec is Georgia's second-leading career scorer and was selected by Houston with the ninth pick in the 1990 NBA Draft.

2020-21 KESSLER GAME-BY-GAME

Opp.	GS	Min.	FG-A	3FG-A	FT-A	O-D-T	PF	A	TO	BLK	STL	PTS
Col. of Charleston	5	3-4	0-1	0-0	2-2-4	1	0	1	0	0	0	6
vs UNLV	14	3-3	0-0	1-1	4-2-6	0	0	0	0	1	1	7
vs Stanford	9	0-0	0-0	0-3	0-0-0	4	0	0	0	0	1	0
vs Texas	9	1-1	0-0	2-5	0-2-2	1	0	1	0	0	0	4
at Iowa	6	1-3	0-0	0-2	1-0-1	1	0	0	1	0	0	2
N.C. Central	7	1-2	0-1	3-3	0-1-1	2	0	3	1	0	0	5
vs Kentucky	2	1-1	0-0	0-0	0-1-1	1	0	0	0	0	0	2
at NC State	12	1-1	0-0	1-2	3-3-6	0	0	1	3	3	3	3
at Georgia Tech	8	0-2	0-0	0-0	1-1-2	2	0	0	0	0	0	0
Notre Dame	5	1-4	0-0	0-0	1-1-2	1	0	1	1	0	0	2
at Miami (FL)	5	0-1	0-0	1-2	0-2-2	1	0	1	0	0	0	1
Syracuse	5	1-2	0-0	0-0	2-1-3	2	1	1	0	0	0	2
at Florida St.	8	0-0	0-0	0-0	0-1-1	1	0	0	0	1	0	0
Wake Forest	3	0-1	0-0	0-0	0-0-0	1	0	0	0	0	0	0
NC State	6	1-2	0-0	0-2	2-1-3	1	0	0	0	0	0	2
at Pittsburgh	1	0-0	0-0	0-0	0-0-0	0	0	0	1	1	0	0
at Clemson	3	0-0	0-0	0-0	0-0-0	0	0	0	0	0	0	0
at Duke	3	0-3	0-0	0-0	1-1-2	0	0	0	0	0	0	0
at Virginia	11	3-5	0-0	3-4	2-3-5	3	0	0	0	0	0	9
Northeastern	12	4-8	1-2	1-2	4-3-7	1	2	0	1	1	1	10
Louisville	12	4-6	0-0	2-4	2-2-4	2	3	1	2	2	2	10
Marquette	9	5-6	0-0	0-0	3-1-4	0	0	1	0	1	0	10
Florida St.	24	9-10	0-0	2-2	5-3-8	3	0	1	4	1	20	20
at Syracuse	11	2-3	0-0	0-0	2-1-3	1	1	2	0	1	4	4
Duke	8	2-2	0-0	0-0	1-3-4	1	1	0	3	0	0	4
vs Notre Dame	21	7-11	0-0	2-2	5-7-12	1	0	1	8	2	16	16
vs Virginia Tech	11	1-5	0-0	2-3	3-4-7	2	0	0	0	0	0	4
vs Florida St.	9	0-1	0-0	2-4	1-2-3	2	0	0	0	0	0	2
vs Wisconsin	13	1-3	0-0	0-0	0-1-1	0	1	1	0	0	0	2

CAREER HIGHS

Points	20 vs. Florida State (2/27/21)
Rebounds	12 vs. Notre Dame (3/10/21)
Field Goals	9 vs. Florida State (2/27/21)
Field Goals Att.	11 vs. Notre Dame (3/10/21)
3-Pt. Field Goals	1 vs. Northeastern (2/17/21)
3-Pt. Field Goals Att.	2 vs. Northeastern (2/17/21)
Free Throws	3 at Virginia (2/13/21)
Free Throws Att.	5 vs. Texas (12/2/20)
Assists	3 vs. Louisville (2/20/21)
Steals	3 at NC State (12/20/20)
Blocks	8 vs. Notre Dame (3/10/21)
Minutes	24 vs. Florida State (2/27/21)

KESSLER'S CAREER STATISTICS

Year	GP-GS	Min-Avg	FG-A	Pct	3FG-A	Pct	FT-A	Pct	O-D-T--Avg	PF-FO	Ast	TO	Blk	Stl	Pts	Avg
2020-21	29-0	252-8.7	52-90	.578	1-4	.250	22-41	.537	45-49-94--3.2	35-0	9	16	25	15	127	4.4
TOTAL	29-0	252-8.7	52-90	.578	1-4	.250	22-41	.537	45-49-94--3.2	35-0	9	16	25	15	127	4.4

25

CHANDLER LEOPARD

6-3 • 195
Junior • Gard
Athens, Ala.
Athens HS



2020-21 (Sophomore): Appeared in three games off the bench ... first collegiate appearance came against Texas Southern (Dec. 15) ... scored first career points on a 3-pointer vs. Troy (Dec. 19) ... also added an offensive rebound ... saw action vs. Appalachian State (Dec. 22) ... named to the SEC Academic Honor Roll.

2019-20 (Freshman): Did not see any game action ... named to AD Honor Roll after maintaining a 3.5 or higher combined GPA for the previous spring and fall semesters.

HIGH SCHOOL AND PERSONAL: Averaged 14 points per game for Athens High School ... was a four-year letterman ... named to the academic honor roll and finished in the top 10 in his class ... tied the program record with nine 3-pointers ... was tabbed All-Area as a senior ... played on the AAU circuit for Pro One Select ... shot over 40 percent from deep during the 2019 summer and averaged 15 points per game at the HoopSeen Best of the South Tournament ... son of Shane and Larry Leopard ... has a sister, Emily ... enrolled in the Ginn College of Engineering.

CAREER HIGHS

Points	3 vs. Troy (12/20/20)
Rebounds	1 vs. Troy (12/20/20)
Field Goals	1 vs. Troy (12/20/20)
Field Goals Att.	2 vs. Troy (12/20/20)
3-Pt. Field Goals	1 vs. Troy (12/20/20)
3-Pt. Field Goals Att.	2 vs. Troy (12/20/20)
Free Throws	-
Free Throws Att.	-
Assists	-
Steals	-
Blocks	-
Minutes	3 vs. Troy (12/20/20)

LEOPARD'S CAREER STATISTICS

Year	GP-GS	Min-Avg	FG-A	Pct	3FG-A	Pct	FT-A	Pct	O-D-T--Avg	PF-FO	Ast	TO	Blk	Stl	Pts	Avg
2019-20	-	-	-	-	-	-	-	-	-	-	-	-	-	-	-	-
2020-21	3-0	5-1.7	1-2	.500	1-2	.500	0-0	.000	1-0-1--1	0-0	0	0	0	0	3	1.0
TOTAL	3-0	5-1.7	1-2	.500	1-2	.500	0-0	.000	1-0-1--1	0-0	0	0	0	0	3	1.0

2019-20 LEOPARD GAME-BY-GAME

Opp.	GS	Min.	FG-A	3FG-A	FT-A	O-D-T	PF	A	TO	BLK	STL	PTS
GSU	-	dnp-										
Davidson	-	dnp-										
S. Alabama	-	dnp-										
CSUN	-	dnp-										
Colgate	-	dnp-										
New Mexico	-	dnp-										
Richmond	-	dnp-										
Furman	-	dnp-										
Saint Louis	-	dnp-										
NC State	-	dnp-										
Lehigh	-	dnp-										
Lipscomb	-	dnp-										
Miss. St.	-	dnp-										
Vanderbilt	-	dnp-										
Georgia	-	dnp-										
Alabama	-	dnp-										
Florida	-	dnp-										
S. Carolina	-	dnp-										
Iowa State	-	dnp-										
Ole Miss	-	dnp-										
Kentucky	-	dnp-										
Arkansas	-	dnp-										
LSU	-	dnp-										
Alabama	-	dnp-										
Missouri	-	dnp-										
Georgia	-	dnp-										
Tennessee	-	dnp-										
Ole Miss	-	dnp-										
Kentucky	-	dnp-										
Texas A&M	-	dnp-										
Tennessee	-	dnp-										

2020-21 LEOPARD GAME-BY-GAME

Opp.	GS	Min.	FG-A	3FG-A	FT-A	O-D-T	PF	A	TO	BLK	STL	PTS
vs. St. Joseph's	-	dnp-										
vs. Gonzaga	-	dnp-										
at UCF	-	dnp-										
South Alabama	-	dnp-										
vs. Memphis	-	dnp-										
Texas Southern	1		0-0	0-0	0-0	0-0-0	0	0	0	0	0	0
Troy	3		1-2	1-2	0-0	1-0-1	0	0	0	0	0	3
Appalachian State	1		0-0	0-0	0-0	0-0-0	0	0	0	0	0	0
Arkansas	-	dnp-										
at Texas A&M	-	dnp-										
at Ole Miss	-	dnp-										
Alabama	-	dnp-										
at Georgia	-	dnp-										
Kentucky	-	dnp-										
at Arkansas	-	dnp-										
at South Carolina	-	dnp-										
Missouri	-	dnp-										
at Baylor	-	dnp-										
Georgia	-	dnp-										
Ole Miss	-	dnp-										
at Vanderbilt	-	dnp-										
at Kentucky	-	dnp-										
at LSU	-	dnp-										
Florida	-	dnp-										
Tennessee	-	dnp-										
at Alabama	-	dnp-										
Mississippi State	-	dnp-										

#WAR EAGLE

AUBURN MEN'S BASKETBALL


33

CHASE MAASDORP

6-0 • 175

Senior • Guard

Lakewood Ranch, Fla.
The Out-of-Door Academy



2020-21 (Junior): Appeared in three games off the bench ... first action of the season came vs. Texas Southern (Dec. 15) where he pulled down a defensive rebound ... also made an appearance and added an assists vs. Troy (Dec. 19) ... scored a bucket vs. Appalachian State (Dec. 22) ... named to the SEC Academic Honor Roll.

2019-20: Did not see any game action ... Took a redshirt.

2018-19 (Freshman): Averaged 0.4 points in 1.8 minutes per game ... appeared in 10 games off the bench ... also logged minutes in four SEC games ... saw first collegiate minutes in the season opener vs. South Alabama (Nov. 6) ... also earned minutes against Washington (Nov. 9) and Mississippi College (Nov. 14) ... first career points came in a contest with Saint Peter's (Nov. 28) when he scored four points highlighted by a 3-pointer ... also saw action in SEC tilts against Missouri (Jan. 30), Alabama (Feb. 2), Florida (Feb. 5) and Arkansas (Feb. 20).

HIGH SCHOOL AND PERSONAL: Was a five-year starter on varsity for The Out-Of-Door Academy ... ended his career with the most points in school history ... is a member of the 1,000-point club ... averaged 25.5 points per game as a senior ... played on the AAU circuit for Impact Elite ... averaged 21.4 points per game in the Under Armour Finals ... averaged 17.6 points per game in the Last Vegas Fab 48 ... son of Dayne and Angela Maasdorp ... has one sibling: McKenzie ... enrolled in the Ginn College of Engineering.

CAREER HIGHS

Points	4 vs. Saint Peter's (11/28/18)
Rebounds	1 (3x) last vs. Troy (12/19/20)
Field Goals	1 (2x) last vs. Appalachian State (12/20/20)
Field Goals Att.	2 vs. Saint Peter's (11/28/18)
3-Pt. Field Goals	1 vs. Saint Peter's (11/28/18)
3-Pt. Field Goals Att.	2 vs. Saint Peter's (11/28/18)
Free Throws	1 vs. Saint Peter's (11/28/18)
Free Throws Att.	2 vs. Saint Peter's (11/28/18)
Assists	-
Steals	1 vs. Mississippi College (11/14/18)
Blocks	-
Minutes	4 vs. Saint Peter's (11/28/18)

2018-19 MAASDORP GAME-BY-GAME

Opp.	GS	Min.	FG-A	3FG-A	FT-A	O-D-T	PF	A	TO	BLK	STL	PTS
S. Alabama	2	0-1	0-0	0-0	0-0	0-0-0	0	0	0	0	0	0
Washington	2	0-0	0-0	0-0	0-0	1-0-1	0	0	0	0	0	0
Miss. College	3	0-0	0-0	0-0	0-0	0-0-0	2	0	2	0	1	0
Xavier	-dnp-											
Duke	-dnp-											
Arizona	-dnp-											
Saint Peter's	4	1-2	1-2	1-2	0-0-0	0	0	0	0	0	0	4
UNC Asheville	3	0-1	0-0	0-0	0-0-0	0	0	0	0	0	0	0
Dayton	-dnp-											
UAB	-dnp-											
NC State	-dnp-											
Murray State	-dnp-											
North Florida	2	0-1	0-0	0-2	0-0-0	0	0	0	0	0	0	0
Ole Miss	-dnp-											
Georgia	-dnp-											
Texas A&M	-dnp-											
Kentucky	-dnp-											
S. Carolina	-dnp-											
Miss. St.	-dnp-											
Missouri	1	0-1	0-0	0-0	0-0-0	1	0	0	0	0	0	0
Alabama	0+	0-0	0-0	0-0	0-0-0	0	0	0	0	0	0	0
Florida	0+	0-0	0-0	0-0	0-0-0	0	0	0	0	0	0	0
LSU	-dnp-											
Ole Miss	-dnp-											
Vanderbilt	-dnp-											
Arkansas	1	0-0	0-0	0-0	0-0-0	0	0	1	0	0	0	0
Kentucky	-dnp-											
Georgia	-dnp-											
Miss. St.	-dnp-											
Alabama	-dnp-											
Tennessee	-dnp-											
Missouri	-dnp-											
S. Carolina	-dnp-											
Florida	-dnp-											
Tennessee	-dnp-											
NMSU	-dnp-											
Kansas	-dnp-											
N. Carolina	-dnp-											
Kentucky	-dnp-											
Virginia	-dnp-											

2020-21 MAASDORP GAME-BY-GAME

Opp.	GS	Min.	FG-A	3FG-A	FT-A	O-D-T	PF	A	TO	BLK	STL	PTS
vs. St. Joseph's	-dnp-											
vs. Gonzaga	-dnp-											
at UCF	-dnp-											
South Alabama	-dnp-											
vs. Memphis	-dnp-											
Texas Southern	1	0-0	0-0	0-0	0-1-1	0	0	0	0	0	0	0
Troy	2	0-0	0-0	0-0	0-1-1	0	1	0	0	0	0	0
Appalachian State	1	1-1	0-0	0-0	0-0-0	0	0	0	0	0	0	2
Arkansas	-dnp-											
at Texas A&M	-dnp-											
at Ole Miss	-dnp-											
Alabama	-dnp-											
at Georgia	-dnp-											
Kentucky	-dnp-											
at Arkansas	-dnp-											
at South Carolina	-dnp-											
Missouri	-dnp-											
at Baylor	-dnp-											
Georgia	-dnp-											
Ole Miss	-dnp-											
at Vanderbilt	-dnp-											
at Kentucky	-dnp-											
at LSU	-dnp-											
Florida	-dnp-											
Tennessee	-dnp-											
at Alabama	-dnp-											
Mississippi State	-dnp-											

MAASDORP'S CAREER STATISTICS


Year	GP-GS	Min-Avg	FG-A	Pct	3FG-A	Pct	FT-A	Pct	O-D-T--Avg	PF-FO	Ast	TO	Blk	Stl	Pts	Avg
2018-19	10-0	18-1.8	1-6	.167	1-2	.500	1-4	.250	1-0-1--0.1	3-0	0	3	0	1	4	0.4
2019-20	-	-	-	-	-	-	-	-	-	-	-	-	-	-	-	-
2020-21	3-0	4-1.3	1-1	1.000	0-0	.000	0-0	.000	0-1-1--0.7	0-0	1	0	0	0	2	0.7
TOTAL	13-0	22-1.7	2-7	.286	1-2	.500	1-4	.250	1-1-2--0.2	3-0	1	3	0	1	6	0.5

5

CHRIS MOORE

6-6 • 240

Sophomore • Forward
West Memphis, Ark.
West Memphis HS



2020-21 (Freshman): Averaged 2.8 points, 2.0 rebounds and 0.5 assists in 11.2 minutes per game ... appeared in 25 games off the bench ... shot 56.3 percent from the floor, including 40 percent from beyond the arc ... field goal percentage was second-best on the team and ranked 10th in the SEC among players with 40 or more shot attempts ... scored in 18 of 25 games played in ... first career points came via an and-1 against St. Joseph's (Nov. 26) ... posted career-high 11 points in 14 minutes against Missouri (Jan. 26) after shooting 4-for-4 from the field, including 3-for-3 from downtown ... pulled down four-plus rebounds in four games, including career-best six boards against Troy (Dec. 19).

HIGH SCHOOL AND PERSONAL: Labeled as a four-star prospect by Rivals and a three-star prospect by 247Sports and ESPN ... ranked as the 103rd player in the country by Rivals and 122nd by 247Sports ... tabbed as the No. 3 player out of the state of Arkansas by 247Sports and No. 5 by ESPN ... named the Arkansas Player of the Year following senior season ... played at West Memphis High School ... voted all-state four times, including a first team nod in his final campaign ... became the school's all-time leader in points and rebounds ... is the only player in school history to play four seasons on the varsity squad ... guided West Memphis to the Arkansas state championship game, averaging 18.7 points and 16.3 rebounds per game during the playoffs ... guided team to the No. 1 overall rank in Arkansas ... is a four-time all-conference player ... named the 5A East Player of the Year following junior season in which he averaged 17.2 points, 13 rebounds, 4.9 assists and 1.5 blocks per game while shooting 63 percent ... played for Woodz Elite in the Nike EYBL ... averaged 17.7 points, 6.1 rebounds, 1.3 assists and 1.1 blocks per game on the AAU circuit ... led team to No. 1 national ranking as a sophomore.

CAREER HIGHS

Points _____ 11 vs. Missouri (1/26/21)
Rebounds _____ 6 vs. Troy (12/19/20)
Field Goals _____ 4 (2x) last vs. Missouri (1/26/21)
Field Goals Att. _____ 5 vs. Troy (12/19/20)
3-Pt. Field Goals _____ 3 vs. Missouri (1/26/21)
3-Pt. Field Goals Att. _____ 3 vs. Missouri (1/26/21)
Free Throws _____ 3 vs. Saint Joseph's (11/26/20)
Free Throws Att. _____ 3 (2x) last at Baylor (1/30/21)
Assists _____ 2 (2x) last vs. Georgia (2/2/21)
Blocks _____ 1 (6x) last vs. Florida (2/23/21)
Steals _____ 3 vs. Troy (12/19/20)
Minutes _____ 18 vs. Tennessee (2/27/21)

2020-21 MOORE GAME-BY-GAME												
Opp.	GS	Min.	FG-A	3FG-A	FT-A	O-D-T	PF	A	TO	BLK	STL	PTS
vs. St. Joseph's	12	2-2	0-0	3-3	2-0-2	1	2	1	0	0	7	
vs. Gonzaga	13	0-2	0-0	1-2	2-2-4	2	0	2	0	0	1	
at UCF	4	0-1	0-1	0-0	0-0-0	0	0	0	0	1	0	
South Alabama	13	2-4	1-2	0-0	2-3-5	1	0	3	1	1	5	
vs. Memphis	7	1-2	0-1	0-0	1-0-1	1	0	0	0	0	2	
Texas Southern	11	2-2	0-0	0-1	0-1-1	1	0	0	1	0	4	
Troy	14	4-5	0-1	0-1	4-2-6	3	0	2	0	3	8	
Appalachian State	15	1-2	0-0	0-0	1-0-1	2	0	1	0	0	2	
Arkansas	15	0-1	0-1	2-2	1-1-2	1	0	0	0	0	2	
at Texas A&M	11	0-1	0-0	0-0	0-0-0	1	0	0	0	0	0	
at Ole Miss	15	2-2	0-0	0-0	0-1-1	0	1	0	0	0	4	
Alabama	3	0-0	0-0	0-0	0-1-1	0	0	2	0	0	0	
at Georgia	-dnp-											
Kentucky	-dnp-											
at Arkansas	12	1-3	0-0	1-3	2-1-3	0	1	0	0	0	3	
at South Carolina	9	1-1	0-0	0-0	1-0-1	2	1	0	0	0	2	
Missouri	14	4-4	3-3	0-0	1-0-1	0	0	0	0	0	11	
at Baylor	7	1-1	0-0	2-3	2-0-2	0	0	0	0	0	4	
Georgia	14	2-3	1-2	0-0	1-2-3	3	2	2	0	1	5	
Ole Miss	7	0-0	0-0	0-0	0-0-0	1	1	0	1	0	0	
at Vanderbilt	10	1-3	1-2	0-0	1-0-1	2	0	3	0	0	3	
at Kentucky	8	1-1	0-0	0-0	2-0-2	1	1	0	1	0	2	
at LSU	9	0-1	0-0	0-0	0-4-4	1	1	0	1	0	0	
Florida	17	0-1	0-1	2-2	1-1-2	2	0	0	1	1	2	
Tennessee	17	0-1	0-0	0-0	1-1-2	1	1	1	0	1	0	
at Alabama	9	0-0	0-0	0-2	1-2-3	1	0	1	0	0	0	
Mississippi State	14	2-5	0-1	0-0	2-1-3	1	1	0	0	0	4	

#WAR EAGLE

AUBURN MEN'S BASKETBALL

MOORE'S CAREER STATISTICS

Year	GP-GS	Min-Avg	FG-A	Pct	3FG-A	Pct	FT-A	Pct	O-D-T--Avg	PF-FO	Ast	TO	Blk	Stl	Pts	Avg
2020-21	25-0	280-11.2	27-48	.563	6-15	.400	11-19	.579	28-23-51--2.0	28-0	12	18	6	8	71	2.8
TOTAL	25-0	280-11.2	27-48	.563	6-15	.400	11-19	.579	28-23-51--2.0	28-0	12	18	6	8	71	2.8

10

JABARI SMITH JR.

6-10 • 220
Freshman • Forward
Fayetteville, Ga.
Sandy Creek HS



#WREAGLE

HIGH SCHOOL AND PERSONAL: Consensus five-star, top-10 prospect ... ranked No. 6 nationally by 247 Sports, ESPN and Rivals ... averaged 23.4 points, 9.5 rebounds, 3.2 steals and 2.5 blocks per game as a senior while playing at Sandy Creek High School ... led Sandy Creek to a state runner-up finish in 2020-21 ... became Auburn's fourth signee to be named a McDonald's All-American - a list that includes Sharife Cooper (2020), Korvotney Barber (2005) and Frank Ford (1983) ... chosen as a Naismith First Team All-American and a Sports Illustrated All-American ... named Georgia's Gatorade Player of the Year ... averaged 24.5 points, 10.8 rebounds, 2.8 blocks, 1.6 assists and 1.3 steals per game while shooting 50 percent from the floor, including 38 percent from 3 as a junior ... tabbed as a MaxPreps Junior All-American and an all-state selection while leading the Patriots to a 25-5 record, including 12-0 in the region, and an appearance in the Class 4A state quarterfinals ... named the Junior of the Year in Class 4A ... as a sophomore, averaged 12.7 points, 6.7 rebounds, two blocks, 1.9 assists and 1.2 steals per game while shooting 48 percent from the court, leading Sandy Creek to a 27-4 record, including 12-0 in the region ... represented his country as he paced USA Basketball to a gold medal in the FIBA Americas U16 championship while averaging 13.8 points and 6.2 rebounds ... son of Jabari Smith Sr. and Taneskia Purnell ... father, Jabari Sr., played at LSU for two seasons before playing in the NBA in stints with the New Jersey Nets, Philadelphia 76ers and the Sacramento Kings ... cousin of 13-year NBA veteran Kwame Brown, who was the No. 1 overall pick in 2001.

AUBURN MEN'S BASKETBALL

20

CARTER SOBERA

6-5 • 187

Sophomore • Guard
Birmingham, Ala.
Mountain Brook HS



2020-21 (Freshman): Did not see any game action.

HIGH SCHOOL AND PERSONAL: Played at Mountain Brook High School ... Won a state championship my junior year and was a runner up my senior year ... All Metro, All regional team, All-State Tournament Team ... Played AAU with the Birmingham Raptors ... Son of Scott and Jenny Sobera ... Majoring in Accounting ... Enrolled in the Harbert College of Business.

2020-21 SOBERA GAME-BY-GAME												
Opp.	GS	Min.	FG-A	3FG-A	FT-A	O-D-T	PF	A	TO	BLK	STL	PTS
vs. St. Joseph's			-dnp-									
vs. Gonzaga			-dnp-									
at UCF			-dnp-									
South Alabama			-dnp-									
vs. Memphis			-dnp-									
Texas Southern			-dnp-									
Troy			-dnp-									
Appalachian State			-dnp-									
Arkansas			-dnp-									
at Texas A&M			-dnp-									
at Ole Miss			-dnp-									
Alabama			-dnp-									
at Georgia			-dnp-									
Kentucky			-dnp-									
at Arkansas			-dnp-									
at South Carolina			-dnp-									
Missouri			-dnp-									
at Baylor			-dnp-									
Georgia			-dnp-									
Ole Miss			-dnp-									
at Vanderbilt			-dnp-									
at Kentucky			-dnp-									
at LSU			-dnp-									
Florida			-dnp-									
Tennessee			-dnp-									
at Alabama			-dnp-									
Mississippi State			-dnp-									

CAREER HIGHS

Points	_____
Rebounds	_____
Field Goals	_____
Field Goals Att.	_____
3-Pt. Field Goals	_____
3-Pt. Field Goals Att.	_____
Free Throws	_____
Free Throws Att.	_____
Assists	_____
Steals	_____
Blocks	_____
Minutes	_____

SOBERA'S CAREER STATISTICS

Year	GP-GS	Min-Avg	FG-A	Pct	3FG-A	Pct	FT-A	Pct	O-D-T--Avg	PF-FO	Ast	TO	Blk	Stl	Pts	Avg
2020-21	0-0	0-0.0	0-0	.000	0-0	.000	0-0	.000	0-0-0--0.0	0-0	0	0	0	0	0	0.0
TOTAL	0-0	0-0.0	0-0	.000	0-0	.000	0-0	.000	0-0-0--0.0	0-0	0	0	0	0	0	0.0

#WAREAGLE

AUBURN MEN'S BASKETBALL

31

MICHAEL WHITMORE

5-10 • 160
Sophomore • Guard
Dunwoody, Ga.
Woodward Academy



2020-21 (Freshman): Played one year of basketball at NCAA Division II Lee University in Cleveland, Tenn.

HIGH SCHOOL AND PERSONAL: Attended Woodward Academy for 10 years ... Lettered in basketball and won a state championship title as point guard under head coach Anthony Thomas ... Honored on the all-state team ... Two-time all-region team selection ... Also played football and baseball ... Teammates with Auburn sophomore forward/center Walker Kessler in high school. Also teammates with Emory Lanier (Davidson), Will Richards (Belmont), Logan Stephens (Rutgers) and Jacorrei Turner (Arkansas Football) ... Member of FCA and the Magic Club ... Son of Cecil and Dr. Simone Whitmore ... Has one older brother, Miles ... His uncle, David Whitmore, played basketball at Georgia Tech and Tulane. Started playing basketball at the age of 3 ... Majoring in law & justice with aspirations of becoming a criminal defense attorney ... His family are cast members of Bravo TV's reality show, Married to Medicine.

2


JAYLIN WILLIAMS

6-8 • 230

Junior • Forward

Nahunta, Ga.

Brantley County HS



2020-21 (Sophomore): Averaged 10.9 points, 4.7 rebounds, 2.0 assists and 1.4 blocks in 26.4 minutes per game ... started all 27 games and was one of team's go-to options offensively ... was among the SEC's most improved players after raising scoring output by 8.5 from 2.4 points per game as a freshman to 10.9 points per game as a sophomore ... 1.44 blocks per game ranked sixth in the SEC ... was one of 12 players in the country to have 250 points, 50 assists, 35 blocks and 15 steals, including one of just three underclassmen ... scored in double figures 16 times, including two 20-point outings ... blocked two or more shots in 13 games, including nine of his last 16 ... averaged 10.7 points, 4.2 rebounds, 1.8 assists and 1.4 blocks per game in SEC play ... shot 51.8 percent from the floor overall, including 34.0 percent from 3 ... in first career start, posted first career double-double with 18 points and 11 rebounds against St. Joseph's (Nov. 26), leading Auburn to an overtime win ... the 11 rebounds was a career-best mark ... had a career-high 24 points at Ole Miss (Jan. 6), which included 6-of-10 from downtown ... produced a career-best five blocks at Georgia (Jan. 13) ... named to the SEC Academic Honor Roll.

2019-20 (Freshman): Averaged 2.4 points, 1.8 rebounds, 0.4 assists, 0.4 blocks and 0.4 assists in 7.1 minutes per game ... appeared in 14 games off the bench, including eight in SEC play ... was top contributor off the bench in the final five games of the season, averaging 4.2 points and three rebounds per game while shooting at 53 percent clip in 13 minutes per contest ... recorded first career block in first career game vs. Colgate (Nov. 18) ... made career-long outing with 16 minutes and pulled down six rebounds to go along with two steals and an assist at Georgia (Feb. 19) ... scored career-high eight points and added three steals vs. Tennessee (Feb. 22) ... knocked down first career 3-pointer at Kentucky (Feb. 29).

HIGH SCHOOL AND PERSONAL: Labeled as a four-star by both Rivals and 247Sports ... tabbed as the No. 109 prospect nationally by Rivals and No. 120 by 247Sports ... selected as the No. 4 player in the state of Georgia by 247Sports ... played for Brantley County High School where he was a First Team All-State selection as a junior and a senior ... averaged 25 points and 14 rebounds per game ... also played football as a wide receiver ... played for Game Elite on the adidas circuit, averaging 11.9 points, 4.9 rebounds and 1.9 assists while shooting 63 percent from the floor ... produced stat lines of 31 points, 14 assists and 11 rebounds, as well as 27 points, 13 rebounds and four blocks for Game Elite ... son of Shantel Williams ... is an only child ... enrolled in the College of Education.

2019-20 WILLIAMS GAME-BY-GAME												
Opp.	GS	Min.	FG-A	3FG-A	FT-A	O-D-T	PF	A	TO	BLK	STL	PTS
GSU			-dnp-									
Davidson			-dnp-									
S. Alabama			-dnp-									
CSUN	5	0-1	0-0	0-0	0-0	0-1-1	0	0	0	1	0	0
Colgate	4	1-1	0-0	3-3	0-0-0	2	0	0	0	0	0	5
New Mexico	3	1-3	0-1	0-0	1-0-1	0	0	0	0	0	0	2
Richmond	2	0-0	0-0	0-0	0-0-0	0	0	0	0	0	0	0
Furman			-dnp-									
Saint Louis			-dnp-									
NC State			-dnp-									
Lehigh	1	0-0	0-0	0-0	0-1-1	0	0	0	0	0	0	0
Lipscomb	2	1-1	0-0	0-0	0-1-1	0	0	0	0	0	0	2
Miss. St.			-dnp-									
Vanderbilt			-dnp-									
Georgia	4	2-2	0-0	0-0	0-0-0	1	0	0	0	0	0	4
Alabama	2	0-0	0-0	0-0	0-0-0	1	0	0	0	0	0	0
Florida			-dnp-									
S. Carolina			-dnp-									
Iowa State			-dnp-									
Ole Miss			-dnp-									
Kentucky			-dnp-									
Arkansas			-dnp-									
LSU			-dnp-									
Alabama			-dnp-									
Missouri			-dnp-									
Georgia	16	0-1	0-1	0-0	1-5-6	2	1	2	0	2	0	0
Tennessee	15	4-7	0-1	0-0	2-0-2	2	2	2	0	3	8	8
Ole Miss	14	3-4	0-1	0-0	2-1-3	0	1	0	2	0	6	6
Kentucky	12	1-4	1-3	0-0	1-0-1	0	2	1	0	0	3	3
Texas A&M	14	2-3	0-1	0-0	1-3-4	3	0	1	1	1	1	4
Tennessee	12	0-1	0-1	0-0	0-5-5	1	0	0	1	0	0	0

2020-21 WILLIAMS GAME-BY-GAME												
Opp.	GS	Min.	FG-A	3FG-A	FT-A	O-D-T	PF	A	TO	BLK	STL	PTS
vs. St. Joseph's	* 37	8-13	1-3	1-3	3-8-11	1	3	5	1	2	18	18
vs. Gonzaga	* 20	0-3	0-1	0-0	1-1-2	4	0	1	2	1	0	0
at UCF	* 23	3-5	0-1	2-4	2-6-8	2	2	1	2	1	8	8
South Alabama	* 31	5-8	2-3	1-4	0-4-4	4	4	2	1	1	13	13
vs. Memphis	* 26	3-8	0-2	0-0	1-2-3	4	8	1	2	0	6	6
Texas Southern	* 26	6-12	0-4	3-4	2-4-6	0	0	2	2	2	15	15
Troy	* 16	5-6	1-2	0-0	0-6-6	3	2	3	0	2	11	11
Appalachian State	* 24	6-12	3-8	0-1	1-3-4	2	1	0	1	0	15	15
Arkansas	* 30	5-8	2-2	1-4	1-1-2	2	2	5	0	0	13	13
at Texas A&M	* 20	1-3	1-3	0-0	1-1-2	3	7	2	0	2	3	3
at Ole Miss	* 30	7-14	6-10	4-4	1-3-4	3	4	3	0	2	24	24
Alabama	* 21	2-6	0-4	0-0	0-1-1	4	0	4	2	0	4	4
at Georgia	* 32	5-7	0-1	1-2	1-3-4	2	0	2	5	1	11	11
Kentucky	* 26	3-7	1-3	0-0	0-1-1	3	2	2	2	1	7	7
at Arkansas	* 24	1-5	0-2	0-0	1-3-4	2	2	0	2	0	2	2
at South Carolina	* 23	8-12	2-3	0-0	2-5-7	2	2	1	0	0	18	18
Missouri	* 22	0-4	0-1	3-4	0-7-7	4	3	0	2	1	3	3
at Baylor	* 30	7-10	3-6	0-0	3-5-8	4	2	0	2	0	17	17
Georgia	* 31	9-14	2-5	1-1	2-3-5	0	0	1	3	0	21	21
Ole Miss	* 28	6-11	4-7	0-0	3-3-6	2	3	0	1	1	16	16
Vanderbilt	* 29	2-7	0-3	0-0	3-7-10	4	2	5	1	0	4	4
at Kentucky	* 26	3-8	1-4	0-0	2-2-4	3	1	2	2	0	7	7
at LSU	* 22	2-4	0-0	0-0	2-3-5	0	0	0	1	0	4	4
Florida	* 29	5-12	1-7	0-0	1-2-3	1	2	3	3	0	11	11
Tennessee	* 27	2-5	1-3	8-10	0-2-2	1	0	2	0	1	13	13
at Alabama	* 31	5-6	0-1	3-4	1-2-3	3	1	2	1	0	13	13
Mississippi State	* 30	7-14	1-5	3-4	2-3-5	3	1	0	1	0	18	18

CAREER HIGHS	
Points	24 at Ole Miss (1/6/21)
Rebounds	11 vs. Saint Joseph's (11/26/20)
Field Goals	9 vs. Georgia (2/2/21)
Field Goals Att.	14 (2x) last vs. Georgia (2/2/21)
3-Pt. Field Goals	6 at Ole Miss (1/6/21)
3-Pt. Field Goals Att.	10 at Ole Miss (1/6/21)
Free Throws	8 vs. Tennessee (2/27/21)
Free Throws Att.	10 vs. Tennessee (2/27/21)
Assists	8 vs. Memphis (12/12/20)
Blocks	5 at Georgia (1/13/21)
Steals	3 vs. Tennessee (2/22/20)
Minutes	37 vs. Saint Joseph's (11/26/20)

WILLIAMS' CAREER STATISTICS

Year	GP-GS	Min-Avg	FG-A	Pct	3FG-A	Pct	FT-A	Pct	O-D-T--Avg	PF-FO	Ast	TO	Blk	Stl	Pts	Avg
2019-20	14-0	100-7.1	15-28	.536	1-9	.111	3-3	1.000	8-17-25--1.8	12-0	6	6	5	6	34	2.4
2020-21	27-27	714-26.4	116-224	.518	32-94	.340	31-49	.633	39-91-127--4.7	66-0	54	49	39	18	295	10.9
TOTAL	41-27	814-19.9	131-252	.520	33-103	.320	34-52	.654	44-108-152--3.7	78-0	60	55	44	24	329	8.0

#WAR EAGLE

AUBURN MEN'S BASKETBALL

BRUCE PEARL

Head Coach
8th year at Auburn • 126-92
27th year overall • 588-237



In seven years as head coach at Auburn, Bruce Pearl has led the Tigers to 138 wins, two Southeastern Conference championships, consecutive NCAA Tournament berths and the program's first ever appearance in the Final Four. In his 26 seasons, he has guided his teams to the NCAA Tournament 19 times (what would be 20 if not for the cancelation of the 2020 postseason).

Pearl is one of just three head coaches to take four programs (with three at the DI level) to the Sweet 16, joining Lon Kruger and Eddie Sutton.

He has set single-season wins records at four different schools with the most recent coming during the 2018-19 season when the Tigers amassed 30 victories en route to the Final Four.

Pearl is only the 11th coach in SEC history to win four conference titles in a 10-year span, joining the likes of Adolph Rupp (Kentucky), Billy Donovan (Florida), Nolan Richardson (Arkansas) and Rick Pitino (Kentucky) among others.

Pearl has produced one of, if not the, biggest turnaround in the entire college basketball landscape. Before taking over prior to the 2014-15 season, the Tigers had an average RPI of 191.8. In the past three seasons, Auburn finished its campaign 16th, 13th and 27th, respectively, in the final RPI, highlighted by consecutive NCAA Tournament bids and a pair of conference titles.

From 2017-20, Auburn was one of only four major programs to win at least 25 games each year, joining Duke, Kansas and Kentucky.

His teams have been just as successful off the court as Auburn has had 32 graduates in five years – the most in the SEC.

Pearl has tutored the two most prolific shooters in SEC history in Bryce Brown and Chris Lofton. Lofton (Tennessee) holds the career 3-point mark of 431 makes from downtown, while Brown is second at 382 3-pointers.

In the past five seasons, Auburn has the best non-conference record in the SEC during the regular season at 53-8 (.869), while defeating perennial NCAA Tournament teams in Arizona, Dayton, Davidson, Iowa State, Middle Tennessee, Murray State, NC State, Oklahoma, Texas Tech, UConn, Washington and Xavier.

In the final game of the 2020-21 season, Pearl won his 600th career game, becoming the 63rd coach in NCAA Division I history to achieve the feat.

Sharife Cooper and JT Thor became the second and third “one-and-done” players in program history and the third in just two years. Both were selected in the 2021 NBA Draft, with Thor going to the Charlotte Hornets with the 37th overall selection, while Cooper was drafted by the Atlanta Hawks with the No. 48 pick.

Following the selections, the Tigers have had four players drafted in the last three seasons, joining first-round selections Chuma Okeke (No. 16 in 2019) and Isaac Okoro (No. 5 in 2020). Auburn's four draftees since 2019 matches the program's total number of selections from the previous 25 years.

Despite a canceled postseason in 2019-20, the Tigers still reeled off a 25-6 record and finished second in the SEC standings, marking the third consecutive season Auburn has been in the top four of the league standings.

The Tigers were one of the final two remaining unbeaten in the country (San Diego State) after going undefeated in non-conference

HEAD COACHING RECORD

Year	School	Record	Postseason
1992-93	Southern Indiana	22-7	NCAA Region 3rd Place
1993-94	Southern Indiana	28-4	NCAA Runner-Up
1994-95	Southern Indiana	29-4	NCAA Champions
1995-96	Southern Indiana	25-4	NCAA Sweet 16
1996-97	Southern Indiana	23-5	NCAA First Round
1997-98	Southern Indiana	27-6	NCAA Sweet 16
1998-99	Southern Indiana	26-6	NCAA Sweet 16
1999-00	Southern Indiana	25-6	NCAA Sweet 16
2000-01	Southern Indiana	26-4	NCAA First Round
	Total	231-46	
2001-02	Milwaukee	16-13	-
2002-03	Milwaukee	24-8	NCAA First Round
2003-04	Milwaukee	20-11	NIT First Round
2004-05	Milwaukee	26-6	NCAA Sweet 16
	Total	86-38	
2005-06	Tennessee	22-8	NCAA Second Round
2006-07	Tennessee	24-11	NCAA Sweet 16
2007-08	Tennessee	31-5	NCAA Sweet 16
2008-09	Tennessee	21-13	NCAA First Round
2009-10	Tennessee	28-9	NCAA Elite Eight
2010-11	Tennessee	19-15	-
	Total	145-61	
2014-15	Auburn	15-20	-
2015-16	Auburn	11-20	-
2016-17	Auburn ##	6-14	-
2017-18	Auburn	26-8	NCAA Second Round
2018-19	Auburn	30-10	NCAA Final Four
2019-20	Auburn	25-6	-
2020-21	Auburn	13-14	-
	Total ##	126-92	
	Career ##	588-237	

Record reflects 12 wins vacated by NCAA Committee on Infractions

play and winning the first three SEC games to begin the year 15-0. Auburn earned its first top-5 ranking since Jan. 17, 2000 when it appeared at No. 5 in the AP poll on Jan. 6.

ESPN's College GameDay came to Auburn for the first time in program history on Feb. 1 prior to the Tigers' battle against No. 13 Kentucky, a 75-66 win for Auburn.

Samir Doughty became the first player to garner First Team All-SEC honors since Chris Porter and Doc Robinson following the 1999 season. Isaac Okoro was selected to the All-SEC Second Team, All-Defensive Team and All-Freshman Team. Okoro became just the sixth player in SEC history to be named to an all-conference team, all-defensive team and all-freshman team in the same season by the league's coaches, joining Anthony Davis (Kentucky, 2012), Michael Kidd-Gilchrist (Kentucky, 2012), Nerlens Noel (Kentucky, 2013), Jordan Mickey (LSU, 2014) and Robert Williams (Texas A&M, 2017).

The 2020 senior class became the winningest class in program history with 99 wins through their four years, ahead of the 2001 class (87). The 2020 class also currently holds the best marks for most wins in a single season (30 in 2018-19) and most wins in a 3-year period (81).

With a win at Tennessee in the final game of the regular season, Auburn set a program record for most SEC wins over a 3-year span with 36. The previous record of 35 was held during the stretch between 1958-60.

The Tigers were especially good during overtime during the season as they went 5-0 in games that went into extra time. In four of the five overtime wins, Auburn overcame a double-digit deficit, including a 19-point, second-half comeback at Ole Miss, which ranks as the third-largest comeback in program history.

Auburn welcomed 150,721 fans inside Auburn Arena for the 2019-20 season. The total is the highest ever recorded in Auburn Arena history.

Auburn sold out of season tickets for the sixth straight time in 2019-20, all under Pearl, to continue the school record streak. Prior to Pearl, the only other time the Tigers sold out of season tickets came in the 1999-2000 season.

The 2018-19 season was arguably the greatest season in Auburn basketball history. The Tigers won 30 games for the first time ever en route to becoming the first team from the state of Alabama to reach the Final Four.

During Auburn's historic March Madness run in the 2018-19 season, the Tigers became the first team ever to knock off the three winningest programs in college basketball history in succession – Kansas, North Carolina and Kentucky.

Auburn won the SEC Tournament title and, with their regular season title from 2018, became one of only three programs to win an SEC regular season and tournament championship in back-to-back seasons since 1990, joining Florida and Kentucky.

The Tigers set an SEC record with 454 3-pointers, a mark that trails only the 2017-18 Villanova team in NCAA history.

Auburn also got after it defensively, setting program records in steals (369) and blocks (190).

After setting the attendance record in 2017-18, Pearl and the Tigers welcomed 138,650 fans inside Auburn Arena in 2018-19, smashing the previously held mark.

Chuma Okeke became the first Auburn player drafted since 2001 and, at No. 16 overall, became the fifth-highest selection in program history as well as the seventh first-round pick all-time.

In 2017-18, the Tigers set what would be program records for 3-pointers made (324), free throws made (647) and blocks (180) en route to their third conference crown in program history.

Because of Pearl's ability to raise Auburn's national profile, the Tigers were invited to take part in the 2018 Maui Invitational, the most prestigious non-conference tournament in the country.

In 2018, Auburn received an Academic Progress Rate Public Recognition Award marking the first time the Tigers have been honored since the award began tracking data in 2004. The NCAA annually honors teams earning multiyear Academic Progress Rates in the top 10 percent of all squads in each sport.

Auburn recently secured its fourth perfect APR score of 1,000 in mid-May, something that has never been accomplished in program history.

In the past four years, Auburn men's basketball has averaged an APR of 995 (out of 1,000). In the previous four seasons before Pearl and his staff arrived, Auburn's APR average score was 940.

The 2017-2018 squad that captured the first SEC title since 1999 and third all-time featured nine student-athletes with a cumulative GPA over 3.0.

Shifting the focus back on to the court, Auburn has defeated Kentucky, Alabama, Tennessee, Georgia and Arkansas in the same season twice – something that had not been accomplished in over 48 years in program history.

Known for his outstanding offensive mind, Pearl's teams have topped the 100-point mark 18 times in his career and have led the league in scoring in 17 of 24 seasons.

Pearl became the 21st fastest coach to 500 wins in his 691st game in Auburn's 78-74 win over LSU on Jan. 19, 2017. He reached the historic mark between a pair of Hall of Famers, just behind Lute Olson and ahead of Nolan Richardson.

Auburn and Pearl had as high as the No. 2 ranked recruiting class in 2017 before 17-year-old Austin Wiley enrolled in Auburn in December, No. 25 in 2016, No. 15 in 2015 and No. 32 in 2014. The 2019 class was No. 10 at the initial November signing period.

Pearl's impact is also continually felt in the community. When he isn't out buying lunch for students on campus or dropping into Auburn sports reporting classes, he can be found spreading the word of Auburn basketball at Auburn Alumni events throughout the Southeast. And if he isn't there, there is a good chance he is in the stands supporting one of the other Auburn programs.

Pearl and his wife, Brandy, also remain committed to giving back to those in Alabama as they have raised over \$1 million in only five golf tournaments at Auburn for Children's Harbor in Birmingham, benefiting children with serious illnesses and their families.

Pearl started AUTLIVE at Auburn in 2015-16 to benefit cancer pa-

tients in the fight to beat cancer. AUTLIVE raises the awareness of cancer prevention and detection with white t-shirt sales in 2016, orange t-shirt sales in 2017 and blue t-shirt sales in 2018 along with donations raise money to benefit cancer patients.

An ambassador for the university, Pearl's selfless community service work and generous stewardship made him one of the most influential public figures in the states of Alabama and Tennessee.

He was given the "Spirit of Auburn" Award in the spring of 2015 and was named "Knoxvillian of the Year" by Knoxville Metro Pulse in 2008 and also received the prestigious "Knoxville Award" in 2010. The UT basketball program also earned the UT Men's Community Outreach Team Award twice in his six seasons.

Pearl realized a lifelong dream in the summer of 2008 when his country called upon him to serve as head coach of Maccabi USA's open men's basketball team at the 18th World Maccabiah Games in Israel. He led the American squad to the gold medal for just the third time in 24 years, toppling favored Israel in the title game.

The Maccabiah gold marked Pearl's 16th championship during his head coaching career. Pearl has garnered seven National Coach of the Year awards and his teams have won 18 championships with 19 appearances in the NCAA Tournament.

Pearl's 26 years of coaching experience covers four stops. He began his head coaching career with a nine-year stay at Southern Indiana, taking the program to the NCAA Tournament each season, going 231-46 (.834) from 1992-2001. From there he made the move to Wisconsin-Milwaukee, taking the Panthers to the NIT once and the NCAA Tournament twice, including a 2005 Sweet 16 appearance. After compiling an 86-38 (.694) record at UW-Milwaukee, Tennessee tabbed him as its leader in 2005 and he responded by taking the program to six straight NCAA Tournament appearances, two Sweet Sixteens (2007, 2008) and the 2010 Elite Eight, which was the most successful six-year run in Volunteers history.

Pearl's coaching career began at his alma mater, Boston College, as a student assistant coach to the legendary Dr. Tom Davis. After 14 seasons seated to the right of Davis, the 32-year-old Pearl embarked on his own head coaching career. But Pearl's first break came during his undergraduate career at BC when Davis offered him a position of student assistant in 1978. In 1981, the Eagles won the Big East Conference championship and reached the Sweet Sixteen of the NCAA Tournament. The following season, BC advanced to the Elite Eight.

When Davis moved on to Stanford in 1982, Pearl joined his staff as an assistant coach and then, at the age of 23, was promoted to associate head coach for the Cardinal. While in Palo Alto, Calif., they ended a streak of 20 consecutive losing seasons with a 19-12 overall record in 1983-84, laying the groundwork for a resurgence in Stanford basketball. During that time, they recruited four players who were drafted by the NBA, including Todd Lichti, who finished his career as Stanford's all-time leading scorer with 2,336 career points.

After four seasons on the West Coast, Pearl followed Davis to Iowa in 1986. Over the course of the next six seasons, the Hawkeyes received five NCAA Tournament berths while compiling a 129-63 overall record. In 1987, the Hawkeyes recorded a 30-5 mark and advanced to the Elite Eight before falling to UNLV. And in 1988, Pearl was recognized as one of the top Division I assistants in the country by Basketball Weekly while helping direct the Hawkeyes to the Sweet Sixteen.

His six seasons in Iowa City helped produce 11 NBA draft picks for the Hawkeyes, including Brad Lohaus, Kevin Gamble, B.J. Armstrong, Roy Marble and Acie Earl.

Pearl's first head coaching opportunity came at Southern Indiana, a Division II school located in Evansville, Ind.

A native of Boston, Mass., Pearl received his bachelor's degree in business administration from Boston College in 1982, graduating cum laude. Pearl has two daughters: Jacqui and Leah, two sons: Steven and Michael, one granddaughter: Chaya and one grandson: Jaden. He is married to the former Brandy Miller of Sevierville, Tenn.

- 7 National Coach of the Year Awards
- 2006 Basketball Times, CBSsportsline, Sporting News National Coach of the Year
- 2008 SEC Co-Coach of the Year
- 2008 Rupp Cup Co-winner
- 2006 & 2008 AP SEC Coach of the Year



WHAT THEY'RE SAYING...

"BP put me in perfect positions to showcase my game. A lot of guys get to college and some coaches don't showcase their full arsenal with what they can do. BP put me in perfect position to show everybody my skill-set. he worked me every single day, and he was on me. We have a great relationship. He is one of my favorite coaches to play for just because of his energy and passion. ... BP is like a father figure to me on and off the court. I think that was the biggest thing that sold me and why we still have a tight relationship today."

- **Philadelphia 76ers' Tobias Harris**

"What Bruce has done at Auburn is beyond ridiculous. I've known him a long time and am well-aware of his track record and the success he's had at every spot, but I didn't think he'd ever get this program to this level - and in a position to sustain it. He's obviously a terrific motivator and gets the most out of his players, but what sometimes gets lost is what a great tactician that he is. He's become one of the best X's and O's guys in the game to go along with his ability to get his guys to play hard on a consistent basis - which is unto itself a skill."

- **Jeff Goodman, Stadium**

"Bruce Pearl is one of the game's best teachers, game planners and tacticians. What he has done with the Auburn program is nothing short of remarkable."

- **Jay Bilas, ESPN**

"Bruce Pearl is the total package. He understands the business of college. He is a world-class coach and teacher. He can not only recruit but more importantly evaluate. He has an infectious energy and has created a culture that includes ownership from the War Eagle Nation. What he has accomplished at Auburn is beyond belief."

- **Seth Greenberg, ESPN**

"Only one coach has ever taken Wisconsin-Milwaukee to the Sweet 16: Bruce Pearl. Only one coach has ever taken Tennessee to the Elite Eight: Bruce Pearl. And only one coach has ever taken Auburn to the Final Four: Bruce Pearl. So we're talking about somebody who has done literally unprecedented things at three different schools, and it's a testament to BP's ability to identify talent, develop it and maximize what's possible for a team. He's made Auburn a better basketball program, and the SEC a better basketball league. He's a major figure in college basketball and probably will be for many years to come."

- **Gary Parrish, CBS**

"It's remarkable what Bruce Pearl has accomplished at Auburn. His teams fear no one, and play as hard as anyone in college basketball right now. That's a testament to who he is and what he demands. Attack, attack and attack some more. His teams are relentless and every coach in the country knows it. Auburn basketball is in the ring fighting with the blue bloods of this sport. And it all starts with Bruce Pearl."

- **Jimmy Dykes, ESPN**

"Bruce Pearl has done one of the great building jobs in the history of college basketball at Auburn. A dual-threat both tactically and in recruiting, Pearl has made an irrelevant program beyond relevant in college basketball, as evidenced by the 2019 run to the Final Four."

- **Jon Rothstein, CBS**

"Bruce has done a tremendous job of impacting the program in all facets. His energy and passion is unmatched. He has an infectious personality that connects his players to a common goal. Auburn is relevant. Bruce won't take credit but he should. The Tigers aren't going away anytime soon."

- **Andy Katz, NCAA.com**

BRUCE PEARL VS ALL TEAMS

Team	Ovr	H	A	N	First/Last	Team	Ovr	H	A	N	First/Last
Abilene Christian	2-0	1-0	--	1-0	1999/2000	Graceland	2-0	2-0	--	--	1992/1993
Air Force	1-1	1-0	0-1	--	2004/2004	Grand Canyon	1-0	1-0	--	--	1992/1992
Alabama	10-11	5-4	3-6	2-1	2005/2021	Harvard	0-1	--	--	0-1	2015/2015
Alabama A&M	1-0	1-0	--	--	2005/2005	Hawaii	1-1	--	1-1	--	2005/2015
American	1-0	--	--	1-0	2008/2008	Henderson State	1-0	--	1-0	--	2000/2000
Appalachian State	2-0	2-0	--	--	2005/2021	Hillsdale	1-0	--	--	1-0	1994/1995
Arizona	1-0	--	--	1-0	2018/2018	Hofstra	1-0	--	--	1-0	2017/2017
Arkansas	9-8	5-4	3-3	1-1	2006/2021	Huntington	1-0	1-0	--	--	2000/2000
Arkansas-Monticello	1-0	1-0	--	--	2007/2007	Idaho State	1-0	--	--	1-0	2003/2003
Armstrong State	1-0	1-0	--	--	1998/1998	Illinois	0-1	--	--	0-1	2005/2005
Ashland	6-0	3-0	3-0	--	1993/1995	Illinois-Chicago	6-5	5-1	1-3	0-1	2002/2005
Auburn	5-2	3-0	1-2	1-0	2006/2011	Indiana-South Bend	1-0	1-0	--	--	1995/1995
Austin Peay	1-0	1-0	--	--	2009/2009	Indiana State	2-0	--	--	2-0	2002/2017
BAYLOR	0-1	--	0-1	--	2021/2021	Indiana Wesleyan	1-0	1-0	--	--	1995/1995
Bellarmino	19-1	10-1	7-0	2-0	1993/2001	Indiana Tech	1-0	1-0	--	--	1992/1992
Belmont	3-0	3-0	--	--	2008/2010	IUPU-Fort Wayne	17-1	10-0	7-1	--	1993/2001
Boise State	0-1	--	0-1	--	2004/2004	IUPU-Indianapolis	2-0	1-0	1-0	--	1994/1994
Boston College	1-1	--	--	1-1	2005/2016	Indianapolis	14-4	9-0	4-4	1-0	1993/2001
Butler	7-4	5-1	1-2	1-1	2002/2008	Iowa State	1-1	1-0	0-1	--	2001/2020
UC-Riverside	1-0	--	--	1-0	1995/1995	Kansas	2-2	1-0	0-1	1-1	2004/2019
Cal State-Bakersfield	0-1	--	--	0-1	1994/1994	Kentucky	9-16	7-4	1-10	1-2	2006/2021
Cal State-Northridge	1-0	1-0	--	--	2019/2019	Kentucky State	5-1	3-0	2-1	--	1993/1995
Cal State-San Bern.	1-0	--	--	1-0	1996/1996	Kentucky Wesleyan	11-16	8-2	2-12	1-2	1993/2001
Cameron	1-0	--	--	1-0	1994/1994	Lehigh	1-0	1-0	--	--	2019/2019
Campbelsville	1-0	1-0	--	--	1993/1993	Lemoyne-Owen	1-0	1-0	--	--	1999/1999
Central Oklahoma	1-1	0-1	--	1-0	1995/1997	Lewis	15-3	10-0	4-3	1-0	1993/2001
Central Washington	0-1	--	--	0-1	1999/1999	Lincoln	1-0	1-0	--	--	1999/1999
Charleston	2-0	1-0	--	1-0	1995/2018	Lipscomb	2-0	2-0	--	--	2005/2019
Charlotte	1-1	1-0	0-1	--	2010/2010	Long Beach State	1-0	--	--	1-0	2007/2007
Chicago State	2-0	1-0	1-0	--	2001/2003	Louisiana-Lafayette	5-0	4-0	1-0	--	2005/2014
Clemson	0-2	--	0-1	0-1	2014/2018	LSU	9-7	4-3	3-3	2-1	2006/2021
Cleveland State	7-1	4-0	3-1	--	2002/2005	Louisville	0-2	--	0-1	0-1	2001/2008
Coastal Carolina	1-1	0-1	1-0	--	2014/2016	Loyola	8-1	4-1	4-0	--	2002/2005
Colgate	1-0	1-0	--	--	2019/2019	Maine	1-0	--	--	1-0	2002/2002
College of Charleston	1-1	1-1	--	--	2009/2010	Manhattan	1-1	0-1	1-0	--	2004/2004
Colorado	0-3	0-1	0-2	--	2001/2015	Marquette	1-0	--	--	1-0	2008/2008
Columbus State	1-0	--	--	1-0	1997/1997	Mars Hill	1-0	1-0	--	--	1996/1996
Concordia-St. Paul	2-0	2-0	--	--	2001/2003	Memphis	5-2	3-1	1-1	1-0	2006/2021
Connecticut	1-1	1-0	0-0	0-1	2011/2017	Mercer	1-0	1-0	--	--	2015/2016
Coppin State	1-0	1-0	--	--	2006/2006	Michigan	0-1	--	--	0-1	2011/2011
Cornell	1-0	1-0	--	--	2017/2017	Michigan State	0-1	--	--	0-1	2010/2010
Davidson	1-0	--	--	1-0	2019/2019	Michigan Tech	1-0	--	--	1-0	2000/2000
Dayton	2-0	1-0	1-0	--	2017/2018	Middle Tennessee	7-1	4-0	2-1	1-0	2006/2017
Denver	1-0	--	--	1-0	1996/1996	Milwaukee	1-0	1-0	--	--	2014/2014
DePaul	1-0	--	--	1-0	2009/2009	Minnesota-Duluth	1-0	1-0	--	--	1997/1997
Detroit	8-2	3-1	4-1	1-0	2002/2005	Mississippi College	1-0	1-0	--	--	2018/2018
Duke	0-1	--	--	0-1	2018/2018	Mississippi State	10-5	4-2	5-2	1-1	2006/2021
East Carolina	1-0	--	--	1-0	2009/2009	Mississippi Valley State	2-0	1-0	1-0	--	2002/2002
Eastern Kentucky	2-0	2-0	--	--	2005/2016	Missouri	5-5	3-0	1-4	1-1	1992/2021
East Tennessee State	3-0	3-0	--	--	2005/2009	Missouri-St. Louis	9-0	4-0	5-0	--	1996/2001
Ferris State	2-0	2-0	--	--	1999/2000	Missouri Southern State	1-1	1-1	--	--	1993/2000
Florida	10-11	6-3	3-7	1-1	2006/2021	Missouri State	1-0	1-0	--	--	2010/2010
Florida International	1-0	--	--	1-0	2002/2002	Montana	1-0	1-0	--	--	2003/2003
Florida Tech	1-0	1-0	--	--	1997/1997	Murray State	4-0	2-0	1-0	1-0	2005/2018
Fordham	1-0	--	--	1-0	2006/2006	Nebraska-Omaha	1-0	--	--	1-0	2001/2001
Furman	1-0	1-0	--	--	2019/2019	New Hampshire	2-0	--	--	2-0	1994/1995
Gardner-Webb	1-0	1-0	--	--	2017/2017	New Mexico	2-0	--	--	2-0	2015/2019
Georgetown	1-0	--	--	1-0	2008/2008	New Mexico State	1-0	--	--	1-0	2019/2019
George Mason	1-0	1-0	--	--	2017/2017	Norfolk State	2-0	1-0	--	1-0	1995/2017
Georgia	18-9	10-4	8-5	--	2002/2021	North Alabama	1-0	1-0	--	--	2014/2014
Georgia Southern	2-0	2-0	--	--	2015/2019	North Carolina	1-1	--	--	1-1	2006/2019
Georgia State	1-0	1-0	--	--	2016/2016	North Carolina A&T	2-0	2-0	--	--	2007/2009
Gonzaga	1-3	0-1	--	1-2	2007/2021	North Carolina State	1-2	1-0	0-2	--	2003/2019
Grace	1-0	1-0	--	--	1995/1995	North Florida	2-0	2-0	--	--	2016/2018

#WAR EAGLE

AUBURN MEN'S BASKETBALL



BRUCE PEARL VS ALL TEAMS

Team	Ovr	H	A	N	First/Last	Team	Ovr	H	A	N	First/Last
Northern Kentucky	15-7	7-2	4-4	4-1	1993/2001	Tampa	1-0	1-0	--	--	1994/1994
Northern Michigan	0-1	0-1	--	--	1993/1993	Temple	1-2	1-0	0-1	0-1	2007/2017
Northern State	1-0	--	--	1-0	1997/1997	Tennessee	7-4	4-1	2-2	1-1	2015/2021
Northwestern State	1-0	1-0	--	--	2015/2015	UT-Chattanooga	3-0	2-0	1-0	--	2007/2010
Northwood	1-0	--	--	1-0	1999/1999	Tennessee-Martin	2-0	2-0	--	--	2008/2010
Notre Dame	0-1	--	--	0-1	2003/2003	Tennessee Tech	1-0	1-0	--	--	2006/2006
Oakland	1-1	1-0	0-1	--	1997/1997	Texas	2-1	1-0	1-0	0-1	2005/2007
Oakland City	4-0	4-0	--	--	1997/2000	Texas A&M	3-6	0-4	2-2	1-0	2015/2021
Ohio	1-0	--	--	1-0	2010/2010	TCU	0-0	--	0-0	--	2017/2017
Ohio State	2-2	1-0	0-1	1-1	2007/2010	Texas Southern	2-0	2-0	--	--	2014/2020
Oklahoma	0-0	--	--	0-0	2016/2016	Texas Tech	1-1	--	0-1	1-0	2014/2016
Oklahoma City	1-0	--	--	1-0	1995/1995	Thomas	1-0	1-0	--	--	1998/1998
Oklahoma State	1-3	0-1	--	1-2	2005/2016	Troy	1-0	1-0	--	--	2020/2020
Ole Miss	9-11	5-5	3-6	1-0	2006/2021	Truman State	1-0	1-0	--	--	1997/1998
Olivet Nazarene	1-0	1-0	--	--	1996/1996	Tulsa	0-1	--	--	0-1	2014/2014
Oregon State	1-0	--	--	1-0	2014/2014	UAB	4-0	2-0	2-0	--	2015/2018
Pikeville	1-0	1-0	--	--	1997/1997	UCF	0-1	--	0-1	--	2020/2020
Pittsburgh	1-0	--	1-0	--	2010/2010	UNC Asheville	4-0	4-0	--	--	2007/2018
Prairie View A&M	3-0	2-0	1-0	--	2003/2007	UNC Wilmington	1-0	--	--	1-0	2006/2006
Puerto Rico-Mayaguez	2-0	2-0	--	--	1996/1997	Union	1-0	1-0	--	--	1992/1992
Purdue	1-2	--	1-0	0-2	2005/2016	USC Upstate	1-0	1-0	--	--	2016/2016
Purdue-Calumet	1-0	1-0	--	--	1995/1995	Valparaiso	2-2	1-0	1-2	--	2001/2004
Quincy	12-3	7-0	4-2	1-1	1992/2001	Vanderbilt	12-8	7-2	5-6	--	2006/2021
Rice	1-0	1-0	--	--	2004/2004	Villanova	1-0	--	--	1-0	2007/2007
Richmond	1-0	--	--	1-0	2019/2019	Virginia	1-1	--	--	1-1	2007/2019
Saginaw Valley State	1-0	1-0	--	--	1998/1998	VCU	1-0	--	--	1-0	2010/2010
Saint Peter's	1-0	1-0	--	--	2018/2018	Virginia Tech	1-0	--	--	1-0	2001/2001
San Diego State	1-0	--	--	1-0	2010/2010	Washington	1-0	--	--	1-0	1994/1994
Santa Clara	0-1	--	0-1	--	2003/2003	Washington	1-0	1-0	--	--	2018/2018
Siena	1-0	--	--	1-0	2008/2008	Wayne State	2-0	1-0	--	1-0	1993/1999
South Alabama	4-0	3-0	1-0	--	2006/2021	Western Kentucky	2-0	1-0	--	1-0	2006/2007
South Carolina	17-6	10-1	5-4	2-1	2006/2021	Western Michigan	0-2	0-1	0-1	--	2001/2001
USC-Spartanburg	1-0	1-0	--	--	1996/1996	West Virginia	1-0	--	--	1-0	2007/2007
South Dakota	1-0	--	--	1-0	1994/1994	Wichita State	0-1	--	--	0-1	2006/2006
South Dakota State	1-0	1-0	--	--	2004/2004	Winona State	1-0	1-0	--	--	1994/1994
Southern Illinois	0-2	0-1	0-1	--	2003/2003	Winthrop	3-0	2-0	--	1-0	2006/2017
SIU Edwardsville	16-2	10-0	6-2	--	1992/2001	Wisconsin	0-4	0-1	0-3	--	2001/2004
SE Missouri State	0-1	--	--	0-1	2002/2002	Wisconsin-Green Bay	6-2	4-0	2-2	--	2002/2005
Southern Cal	0-2	0-1	0-1	--	2009/2010	Wisconsin-Parkside	16-0	10-0	6-0	--	1993/2004
Southwest Baptist	1-0	1-0	--	--	1993/1993	Wisconsin-Platteville	1-0	--	--	1-0	1995/1995
SW Missouri State	1-0	--	1-0	--	2002/2002	Wright State	8-0	4-0	4-0	--	2002/2005
St. Francis	1-0	1-0	--	--	1997/1997	Wyoming	1-0	1-0	--	--	2009/2009
St. Joseph's	16-2	8-0	7-2	1-0	1993/2001	Xavier	3-1	1-0	1-1	1-0	2007/2018
St. Joseph's (PA)	1-0	--	--	1-0	2021/2021	Youngstown State	7-1	4-0	3-1	--	2002/2005
St. Louis	2-0	--	1-0	1-0	2004/2019						
Stonehill	1-0	1-0	--	--	1992/1992						

Record does not reflect 12 wins vacated by NCAA Committee on Infractions



IRA BOWMAN

Assistant Coach
4th year at Auburn



Ira Bowman enters his fourth season as an assistant coach on Bruce Pearl's staff at Auburn for the 2021-22 campaign.

In 2020-21, Bowman was key in developing Sharife Cooper. The point guard was the Tigers' second one-and-done in program history and was selected by the Atlanta Hawks with the No. 48 overall pick in the NBA Draft.

Cooper averaged 20.2 points, 8.1 assists and 4.3 rebounds per game during the season and was one of just two players in the country to average 20 points and eight assists per game in the last 25 years, joining his future teammate Trae Young (Oklahoma).

Despite the 2019-20 season being cut short, the Tigers once again had another successful campaign, going 25-6 and entertaining what would have been a third consecutive NCAA Tournament bid.

Bowman was instrumental in the development of freshman phenom Isaac Okoro. Coming to Auburn as a fringe top-40 player, Okoro became the first one-and-done in program history and is an expected top-10 pick in the 2020 NBA Draft.

Okoro became just the sixth player in SEC history to be named to an all-conference team, all-defensive team and all-freshman team in the same season by the league's coaches.

The Tigers became one of four major programs to record three consecutive 25-win seasons, joining Duke, Kansas and Kentucky.

Auburn went 5-0 in overtime games and produced multiple comebacks of more than 10 points.

Despite playing at one of the fastest tempos in the country, the Tigers held 29 of their 31 opponents under their scoring average in regulation.

Bowman and the staff signed a consensus top-10 recruiting class, highlighted by the highest-rated recruit in program history in five-star Sharife Cooper, the third McDonald's All-American to enroll at Auburn.

In his first season on The Plains, the Tigers set a program record for wins (30), 3-pointers (454), steals (369) and blocks (190) en route to an appearance in the Final Four.

Auburn earned its way to the first Final Four by way of defeating the three winningest programs in NCAA history - Kansas, Kentucky and North Carolina - in consecutive games, becoming the first team ever to do so.

The Tigers also won four games in four days to capture the second Southeastern Conference Tournament title in the Auburn record books (1985).

The Tigers finished the season ranked 14th in the final Associated Press poll, the fourth-highest finish in program history.

Auburn also notched a top-10 recruiting class in November, highlighted by five four-star players.

Bowman came to Auburn after spending the past six seasons at the University of Pennsylvania under head coach Steve Donahue. He was instrumental in the recruitment of team's top players and in the on-court development of the Quakers' perimeter players.

Last season, Bowman helped lead Penn to a 24-9 record, an Ivy League title and a return to the NCAA Tournament for the first time in 11 seasons. It was the Quakers' first conference crown since 2006-07.

Bowman guided seven all-conference players during his tenure at Penn, including three during the 2017-18 season, and helped lead the Quakers to 74 wins.

The Newark, N.J. native arrived at Penn after spending four years at New Jersey Institute of Technology (NJIT), where he assisted in one of the top turnaround jobs in the country. The year before Bowman arrived at NJIT, the Highlanders were winless (0-29), and in his first

season, they went 1-30. After that, the Highlanders went 15-15 overall including a 9-3 Great West Conference mark in 2010-11. His final year, NJIT went 15-17 overall and advanced to the Great West Conference championship game.

Before entering the collegiate coaching profession, Bowman spent four years as director of the Assist by Knight Foundation. In addition, he has experience with several aspects of the NBA including serving as an administrator at the NBA's FIBA Tournament in Las Vegas as well as participating in the NBA's Player Development Assistant Coaches Summit in 2007.

Bowman played two years at Penn, the 1994-95 and 1995-96 seasons, after transferring from Providence College. In his first year with the Quakers, Penn went 22-6 overall and 14-0 in Ivy League play en route to its third straight Ancient Eight title. Bowman was Second Team All-Ivy that season.

As a senior, Bowman was the Ivy League Player of the Year and First-Team All-Philadelphia Big 5 as he led the Quakers to a 17-10 record that included a 12-2 mark in Ivy play.

In his two seasons at Penn and two campaigns at Providence, Bowman combined for 918 points, 228 assists and 139 steals.

Following his playing days with the Quakers, Bowman enjoyed a professional playing career that included stints with the NBA's Philadelphia 76ers and Atlanta Hawks. He also played overseas in Italy and Australia, as well as the Continental Basketball Association.

Bowman played his high school career at Seton Hall Preparatory School where he was the school's all-time leading scorer. He scored 1,488 points in his three-year varsity career, including 19.6 per game during his senior season when he led the team to a 31-1 record.

Bowman and his wife, Rayna, have one son, Jeremiah.



WES FLANIGAN

Assistant Coach
4th year at Auburn



Former Auburn standout Wes Flanigan enters his fourth season as an assistant coach on Bruce Pearl's staff after returning to his alma mater prior to the 2018-19 season.

Flanigan helped develop Sharife Cooper and JT Thor who were the second and third "one-and-done" players in program history. Thor was selected by the Charlotte Hornets with the 37th overall selection, while Cooper was drafted by the Atlanta Hawks with the No. 48 pick.

He also was key in guiding his son, Allen, to become the most improved scorer in the SEC a season ago after raising his output by 11.1 from 3.2 points per game as a freshman to 14.3 points per tilt as a sophomore. Allen was one of three players in the conference to average 14.0 points, 5.0 rebounds and 2.5 assists per game, joining Tre Mann (Florida) and Trendon Watford (LSU).

The 2019-20 season was another one for the record books as the Tigers, despite having the postseason canceled, went 25-6 and finished second in the SEC.

Auburn became one of four major programs to record three consecutive 25-win seasons, joining Duke, Kansas and Kentucky.

After losing five of their top eight scorers from the Final Four team, the Tigers were led by Samir Doughty, who became the first First Team All-SEC selection since 1999, and Isaac Okoro, who became just the sixth player in SEC history to be named to an all-conference team, all-defensive team and all-freshman team in the same season.

Flanigan and the staff signed a consensus top-10 recruiting class, highlighted by the highest-rated recruit in program history in five-star Sharife Cooper, the third McDonald's All-American to enroll at Auburn.

In Flanigan's first year with the Tigers, Auburn went to new heights as a program after reaching the program's first Final Four. The Tigers defeated Kansas, Kentucky and North Carolina on the historic run, becoming the first team ever to defeat the three winningest programs in NCAA history in consecutive games in NCAA Tournament history.

Auburn also won its second Southeastern Conference Tournament title in program history after winning four games in four days to join the 1985 squad as teams to hoist the prestigious trophy.

The Tigers set program records in wins (30), 3-pointers (454), steals (369) and blocks (190) in their historic campaign.

Auburn also notched a top-10 recruiting class in November, highlighted by five four-star players.

Flanigan was most recently the head coach at the University of Arkansas Little Rock for the past two seasons.

Flanigan played with the Tigers from 1993-97 and was a four-year starter at point guard. He is the 22nd-leading scorer in program history with 1,228 points.

Flanigan finished his career second in the Auburn record books with 573 assists. He is also fourth in career free throws with 338 makes from the charity stripe.

The Little Rock, Ark. native was the Southeastern Conference individual assist champion in 1996 when he dished out 214 dimes for an average of 6.7 per game.

Flanigan was named All-SEC as a junior in 1996 and was a member of the All-SEC Freshman Team in 1994.

Flanigan returns to The Plains after two stints with Little Rock, most recently as the head coach for the past two seasons.

While with the Trojans for seven seasons from 2004-08 and 2015-18, Flanigan helped Little Rock achieve new single-season program records for wins, Sun Belt Conference victories and road wins.

Flanigan and the Trojans won their first-ever outright Sun Belt title during the 2015-16 campaign and knocked off No. 5 seed Purdue in the NCAA Tournament.

The Trojans won 18 or more games twice during Flanigan's first run in Little Rock. In the 2007-08 season, the Trojans won 20 games while he served as the associate head coach and recruiting coordinator.

After his first stint at Little Rock, Flanigan was an assistant at UAB from 2008-10 where the Blazers won 47 games and matched a program record for wins a season with 25 set in the 2009-10 campaign.

Flanigan then went on to serve in the same capacity at Nebraska for two seasons (2010-12) before joining Mississippi State from 2012-15.

Flanigan got his first start in coaching at Northwest Mississippi Community College where he was an assistant coach from 1999-2004.


The 1992-93 Gatorade High School Player of the Year, Flanigan enrolled at Auburn and was a four-year letterwinner for the Tigers. He graduated with a degree in health promotion and was the recipient of the Cliff Hare Award, presented annually to the university's top student-athlete.

He and his wife, Katrina, have three sons: Michael Lewis, Allen, who is a junior on the Tigers, and Collin.



STEVEN PEARL

Assistant Coach
8th year at Auburn



Steven Pearl, who was promoted to assistant coach prior to the 2017-18 campaign, is in his eighth year overall on the Auburn coaching staff.

In his four seasons as an assistant coach, Pearl has been instrumental in one of the biggest rebuilds - both on and off the court - in college basketball.

His duties on the bench include opponent scouting, defensive strategies and adjustments as well as in-game play calling. Pearl also has played a huge role in the development of Auburn's big men to go along with a fervent recruiting strategy.

Pearl has been in charge of the team's academics in one of the biggest success stories on campus. Since he arrived on The Plains in 2014, the Tigers have graduated 32 student-athletes - most in the SEC - and averaged an Academic Progress Rate of 995 (out of 1,000), which includes four perfect scores. In the previous four seasons, Auburn had an average score of 940.

In 2020-21, Sharife Cooper and JT Thor became the second and third "one-and-done" players in program history and the third in just two years. Both were selected in the 2021 NBA Draft, with Thor going to the Charlotte Hornets with the 37th overall selection, while Cooper was drafted by the Atlanta Hawks with the No. 48 pick.

Following the selections, the Tigers have had four players drafted in the last three seasons, joining first-round selections Chuma Okeke (No. 16 in 2019) and Isaac Okoro (No. 5 in 2020). Auburn's four draftees since 2019 matches the program's total number of selections from the previous 25 years.

The Tigers had another banner year in 2019-20 after going 25-6, finishing second in the SEC and what surely would have been a third consecutive trip to the NCAA Tournament before it was canceled.

Auburn became one of four major programs to record three consecutive 25-win seasons, joining Duke, Kansas and Kentucky.

Following a win in the season finale at Tennessee, the Tigers also set a program record with most SEC wins over a 3-year period with 36, breaking a 60-year mark of 35 between 1958-60.

With a second-place finish in the regular season standings, Auburn secured its fourth straight season inside the top four, joining Kentucky as the only other team in the league to accomplish the feat.

Samir Doughty became the first Auburn player to be named First Team All-SEC since 1999, while Isaac Okoro became just the sixth player in SEC history to be named to an all-conference team, all-defensive team and all-freshman team in the same season by the league's coaches.

Pearl and the staff signed a consensus top-10 recruiting class, highlighted by the highest-rated recruit in program history in five-star Sharife Cooper, the third McDonald's All-American to enroll at Auburn.

Auburn had arguably the greatest season in program history in 2018-19, highlighted by the program's first trip to the Final Four. The Tigers defeated Kansas, Kentucky and North Carolina on the historic run, becoming the first team ever to defeat the three winningest programs in NCAA history in consecutive games in NCAA Tournament history.

Pearl was crucial in the development of Chuma Okeke, who was chosen 16th overall in the 2019 NBA Draft by the Orlando Magic. Okeke became the first Auburn player drafted since 2001 and was the fifth-highest pick in program history, including the seventh first-round choice all-time.

The Tigers also notched a top-10 recruiting class in November, highlighted by five four-star players.

The 2017-18 season was a record-breaking campaign as Auburn captured its third Southeastern Conference title in program history behind a 26-8 record, including 13-5 in conference play. The 26 wins were the second-most in a single season, while the Tigers accomplished 13 league

wins for just the third time ever. Auburn led the SEC wire-to-wire, leading from a Jan. 2 win at Tennessee until clinching the title March 3 in a victory against South Carolina.

Auburn made its ninth appearance in the NCAA Tournament in program history and first since 2003. The 2018 Tigers were the third team in the record books to have earned a 5 seed or higher.

Pearl helped coach four players who entered the NBA Draft, including center Austin Wiley, who was invited to the NBA Combine.

Big man Anfernee McLemore was named to the SEC All-Defensive Team after notching 73 blocks, the most by any player in the country to play in less than 30 games. Fellow post Chuma Okeke pulled down 197 rebounds in his first season on campus, the highest total by a freshman since Jeff Moore in 1984-85.

Pearl spent the 2015-16 and 2016-17 seasons as the director of basketball operations after his first year as an assistant strength and conditioning coach.

As the director of operations he was in charge of team travel while also helping plan team practices, working with the team's academics and all of the Auburn Basketball Camps.

Pearl was a four-year letterwinner for his father, Bruce Pearl, at Tennessee, playing in 101 games from 2007-11. He helped Tennessee to back-to-back SEC East Championships in 2008 and 2009, with the '08 team winning the league by two games over Kentucky and Mississippi State. He also appeared in the NCAA Tournament each year he was a part of the program with the Volunteers advancing to the Sweet 16 in 2007 and 2008 and the Elite 8 in 2010.

Pearl, who was a three-time member of the SEC Academic Honor Roll, graduated from the University of Tennessee with a degree in Marketing and International Business in December 2010. He has also taken classes towards a graduate degree.

Following graduation, Pearl was a medical sales representative for Stryker Corp for three years before joining the Auburn staff.

Pearl played for West High School in Knoxville, Tenn., where he was an all-state and All-PrepXtra selection by the Knoxville News Sentinel. While in high school he led the U.S. Men's Basketball Team to a gold medal at the 2006 Maccabi Games in Sydney, Australia, an accomplishment he would repeat as a gold medal winner in the 2009 Maccabi Games in Israel.



CHAD PREWETT

**Director of Operations/Chief of Staff
8th year at Auburn**



Chad Prewett is entering his seventh season on head coach Bruce Pearl's staff. In his six seasons with the Tigers, Prewett has had a variety of roles, including special assistant, interim assistant coach, director of operations and chief of staff.

Auburn had another 25-win season - its third straight - during the 2019-20 campaign that ended with a 25-6 record, finishing second in the SEC and what surely would have been a third consecutive trip to the NCAA Tournament before it was canceled.

The Tigers touted the fifth-highest percent capacity in the country after filling up 97.2 percent of Auburn Arena across 17 home games, highlighted by 12 sellouts, which are the most in the building's history.

The Tigers became the first team from the state of Alabama to reach the Final Four during the 2018-19 season, which also included a Southeastern Conference Tournament crown and a 30-10 record.

During Auburn's historic run to the Final Four, the Tigers became the only team to defeat Kansas, Kentucky and North Carolina - the three winningest programs in NCAA history - in consecutive games in NCAA Tournament history.

Auburn won the 2018 Southeastern Conference title, its third in program history, behind a 26-8 record, including 13-3 in league play. The Tigers also make their ninth NCAA Tournament appearance all-time and defeated College of Charleston in the first round.

While serving as an assistant coach, Prewett primarily worked with the team's guards and played a key role in the development of the All-SEC backcourt of Bryce Brown, Jared Harper and Mustapha Heron. Brown was a Naismith Trophy Top 30 honoree and became the 36th player in program history to reach 1,000 career points.

Prewett also had a hand in scouting opponents and was tasked with running Auburn's zone defense.

He returned to his role as director of basketball operations prior to the 2018-19 season, a role in which he held for a few months following the 2017 season. Prewett earned the promotion following three seasons as the special assistant to Pearl after joining the program in June 2014.

Prewett handles the team's budget and travel, while spearheading numerous fundraising campaigns and events for the basketball program and Coach Pearl.

He is heavily involved with the Pearl's AURLIVE initiative to benefit cancer patients in the fight to beat cancer as well as the Bruce Pearl Fore the Children Golf Classic and Bruce, Barkley and Basketball Golf Classic. He directs all of the Bruce Pearl Basketball Camps.

Prewett also offers support in the Auburn Tip-Off Club, which resumed activities in 2014-15 following a two-year break and saw the highest participation in club history.

Prewett joined the staff following a seven-year run at Lee-Scott Academy, which began in 2007, as both the boys and girls basketball and track coach. He led the varsity boys basketball team to the 2012 AISA State Championship, a runner-up finish in 2011 and the Final Four in 2009 and 2010. Over the years, the Lee-Scott boys teams went 139-31. On the girls side, he led the program to four AISA State Championships (2009, 2011, 2012, 2013), a runner-up finish in 2014 and the Final Four in 2008 and 2010.

Five times he was named the AISA All-Star Game Coach, he was the 2009 AISA Coach of the Year and the OA News Coach of the Year four times (2012 - boys; 2008, 2009, 2011 - girls). He also coached the AISA Track State Champions in 2009, 2010 and 2011.

Prior to Lee-Scott, Prewett was the varsity boys basketball and track coach at Faith Academy in Mobile from 2004-07. He led the boys basketball team to the 2006 AISA State Championship, the 2005 Final Four

and was the 2006 AISA All-Star Game Coach and Coach of the Year. He led Faith Academy to a 63-21 record.

Prewett started his coaching career at Escambia Academy. From 1995-2004, he was a coach for the basketball, football, golf and track teams and added the title of athletics director from 1998-2004. Escambia was awarded the AISA Chairman's Award for Outstanding Program in 1998, 1999 and 2000.

Prewett earned a bachelor of science degree from Troy State University in 1994 in health, physical education and recreation and a master's degree in Foundations of Education in 2000. He and his wife, Tonya, have three daughters: Madison, Mallory and Mary Mykal.

MIKE BURGOMASTER

**Recruiting Coordinator/
Assistant to the Head Coach
6th year at Auburn**



Mike Burgomaster was promoted to recruiting coordinator/assistant to the head coach prior to the 2021-22 season. In his sixth season, he previously served as assistant director of operations since the 2017-18 season. Prior to joining the staff in a full-time capacity, he came to Auburn as a graduate assistant, a position for which he was recognized as the Managers on A Mission 2018 Graduate Assistant of the Year.

The Tigers had another standout season during the 2019-20 campaign, highlighted by a 25-6 record and a second-place finish in the SEC standings. Auburn finished in the top four of the final league standings for the third consecutive season, something that had only been accomplished one other time in program history (1958-60).

Auburn is one of only four power-conference teams to have won at least 25 games over the last three seasons, joining Duke, Kansas and Kentucky.

During the 2018-19 season, the Tigers advanced to the Final Four, won the 2019 Southeastern Conference Tournament and set a program record for wins behind a 30-10 record.

During Auburn's historic run to the Final Four, the Tigers became the only team to defeat Kansas, Kentucky and North Carolina - the three winningest programs in NCAA history - in consecutive games in NCAA Tournament history.

Auburn finished the season ranked No. 14 in the final Associated Press poll, the highest since capping the 1998-99 campaign at No. 4.

The 2017-18 season was a banner year for the program as the Tigers won the 2018 Southeastern Conference title behind a 26-8 record, including 13-5 in conference play. It was Auburn's third league crown in program history (1960, 1999, 2018).

The Tigers advanced to the NCAA Tournament for the first time since 2003 and earned the No. 4 seed in the Midwest Region.

Auburn ended the season ranked 19th in the final Associated Press poll. It was the first time the Tigers have ended the season ranked in the final AP poll since 2000 when it ended the campaign at No. 24.

Burgomaster arrived on The Plains from the University of Miami. While with the Hurricanes, he was a student manager for three years before being promoted to head manager in his fourth season. Burgomaster had a key hand in many areas under head coach Jim Larrañaga

including player development, video coordination, camps, on-campus recruiting and analytics.

During Burgomaster's tenure, Miami went to two Sweet Sixteens in 2013 and 2016 and also won both the ACC regular season and tournament championships in 2013.

Burgomaster earned his master's degree in business administration from Auburn University in December of 2017. The Westford, Mass. native received his bachelor of arts in finance from the University of Miami.

MARQUIS DANIELS

Director of Player Development
4th year at Auburn



Former Auburn standout Marquis Daniels is entering his fourth season on head coach Bruce Pearl's staff prior to the 2020-21 campaign. Daniels started as a graduate assistant during the 2018-19 season before being promoted to his current role of director of player development for the 2019-20 season.

The Orlando, Fla. native was a two-time All-SEC performer and was named a SEC Legend in 2017. Daniels was tabbed as the SEC Player of the Year by the Birmingham News following his senior season.

Daniels finished his career with 1,532 points - currently 11th on Auburn's all-time scoring list. He also is third in career steals with 208.

Daniels is tied for the single-season record with 34 double-figure-scoring games in 2002-03, a season in which he also set the Auburn record with 78 steals.

The Tigers earned two NCAA Tournament bids during Daniels' time, including a run to the Sweet 16 as the 10th seed in 2003 in which he averaged 23 points and seven rebounds.

After his career at Auburn, Daniels spent 10 years in the NBA, amassing 4,319 career points in stints with the Dallas Mavericks (2003-06), Indiana Pacers (2006-09), Boston Celtics (2009-12) and Milwaukee Bucks (2012-13).

Daniels is married to former Auburn women's basketball player, Shana Askew, and the couple has a daughter, Syriah, and a son, Antwane. He is a two-time Auburn University graduate, earning a bachelor's degree in sociology in 2003 and a master's in adult education in 2019.

IAN BORDERS

Video Coordinator
4th year at Auburn



Ian Borders enters his fourth season as the video coordinator for the Auburn program. In his current role, he is in charge of cutting and breaking down film of opponents and practices, scouting and facilitating on-campus recruiting.

The Tigers had another banner year in 2019-20 after going 25-6, finishing second in the SEC and what surely would have been a third consecutive trip to the NCAA Tournament before it was canceled.

Auburn became one of four major programs to record three consecutive 25-win seasons, joining Duke, Kansas and Kentucky.

In his first season on The Plains, the Tigers advanced to the 2019 Final Four, won the Southeastern Conference Tournament and set a program record for wins behind a 30-10 record.

During Auburn's historic run to the Final Four, the Tigers became the only team to defeat Kansas, Kentucky and North Carolina - the three winningest programs in NCAA history - in consecutive games in NCAA Tournament history.

Auburn finished the season ranked No. 14 in the final Associated Press poll, the highest since capping the 1998-99 campaign at No. 4.

Before arriving at Auburn, Borders was the video coordinator under current Tiger assistant coach Wes Flanigan at Little Rock for the 2017-18 season.

Borders was a graduate assistant from 2015-17 at Florida State under head coach Leonard Hamilton. The Seminoles finished second in the Atlantic Coast Conference and ranked as high as No. 7 during his tenure. FSU produced five future NBA players during Borders' time with the Seminoles.

Prior to his time at Florida State, Borders was a high school assistant coach from 2010-15 at South Oldham in Crestwood, Ky. Under the direction of head coach Steve Simpson, the team won the regional championship twice, leading to the first two trips to the state tournament in school history.

Borders earned his bachelor's degree in 2007 from the University of Louisville. He and his wife, Sarah, have one daughter, Cecilia, and one son, Lennox.

DAMON DAVIS

Strength & Conditioning Coach
13th year at Auburn



Damon Davis enters his 10th season as the strength and conditioning coach responsible for the training of men's basketball.

Davis' innovative approach has helped many Tigers transform their bodies and be ready for the next level, most recently with first-round draft choice Chuma Okeke after he was selected 16th overall in the 2019 NBA Draft.

In his 13th year at Auburn, he also works with the men's and women's golf teams.

Davis spent his first four years at Auburn as assistant strength and conditioning coach, the last two with the baseball team.

Davis was an assistant strength and conditioning coach at the University of Iowa from 2004-08, working with baseball, track and field, cross country and softball while assisting all other sports. Prior to that, he was an intern with the Chicago Bulls from 2002-04.

The Petersburg, Ill. native received his bachelor's degree in Exercise Science from Western Illinois University in 2003 and is working on his master's degree at Auburn University.

Davis is a Certified Strength & Conditioning Specialist with the National Strength and Conditioning Association, is certified by the Collegiate Strength & Conditioning Coaches Association Strength & Conditioning Coach Certified and is certified as a Sports Performance Coach by United States of America Weightlifting.

He is married to the former Yari Schmidt of Rockford, Ill. They have one son, Magnus, and a daughter, Nellie Elizabeth.

CLARK PEARSON

Athletic Trainer
13th year at Auburn



Clark Pearson is in his 13th year at Auburn and his seventh working with coach Bruce Pearl and Auburn men's basketball.

Pearson spent the previous six seasons as the head athletic trainer for football, overseeing the care, prevention and rehabilitation of injuries for the football team.

Pearson served as the head football athletic trainer at the University of Wisconsin for four years beginning in 2005. Prior to that, he was Assistant Athletic Trainer at the University of Oklahoma from 1997-2005.

While at Auburn, Pearson has presented case reports on non-operative treatments of Lisfranc injuries as well as crisis management. Pearson was also published in the American Journal of Orthopedics in 2016 for his work on "Contact Ulnar Fracture in a Collegiate Baseball Player."

He conducted a two-year research study while at Oklahoma in conjunction with the Gatorade Sports Science Institute -- "Salt Depletion and Cramping in Collegiate Football Players". He served on the 2001 Big 12 Athletic Training Staff of the Year.

At Wisconsin, Pearson completed a Post-Surgical Hamstring Protocol Case Report and conducted the Collegiate Lineman Type II Diabetes Study. He was a participant in the Big Ten/NFL Shoe and Surface Study.

He is a member of the National Athletic Trainer's Association, the Southeastern Athletic Trainers' Association and the Alabama Athletic Trainers' Association. Pearson holds various certifications in Blood Flow Restriction Therapy, Graston Technique, Class IV Therapeutic Laser and Whole Body Cryotherapy.

A native of Franklin, Ky., Pearson and his wife, Nancy, have a son, Bradley, and a daughter, Katherine. He earned a bachelor's degree in sports management from the University of Kentucky in 1995, and a master's degree in human relations from the University of Oklahoma in 1997.

DR. JAY GOGUE

Auburn University
President



Jay Gogue returned to his alma mater on July 16, 2007, as Auburn University's 18th president and retired as president emeritus on July 1, 2017. He was appointed by the university's Board of Trustees to serve as interim president effective July 8, 2019, and later named president. The Waycross, Ga., native earned bachelor's and master's degrees from Auburn and a doctorate in horticulture from Michigan State University.

During his tenure as president, the academic strength of Auburn's student population increased, a new research center was established in Huntsville, Ala., a common book program that generates a shared academic experience was instituted and outreach partnerships with underserved schools in surrounding communities were established. His leadership during a period of sharp reductions in state support for the university budget protected Auburn's academic quality and prevented elimination of academic programs. During his brief retirement, Dr. Gogue remained engaged in the realm of academia, advising colleagues at numerous universities and teaching a course on higher education leadership to Auburn students.

Dr. Gogue was selected in 2013 for the Michigan State University Distinguished Alumni Award. In 2012, he was inducted into the Alabama Academy of Honor, a group of 100 Alabamians "chosen for accomplishment or service greatly benefitting or reflecting great credit on the State."

Before returning to Auburn, Dr. Gogue served as president of New Mexico State University beginning in 2000 and, in 2003, he was named president of the University of Houston and chancellor of the University of Houston System. He started his higher education administration career in 1986 at Clemson University as vice president for research and vice president/vice provost for agriculture and natural resources. Utah State University selected him as provost in 1995.

Dr. Gogue is a member of the Phi Kappa Phi and Golden Key honor societies, Sigma Chi Fraternity, Sigma Xi scientific research society and the National Society of Scabbard and Blade, the honorary military society for all branches of service. He met his wife, Susie, in the 8th grade, and they married during their undergraduate years at Auburn. Like Dr. Gogue, Mrs. Gogue also earned two Auburn degrees. They are the parents of three children and have one grandchild.

ALLEN GREENE

Director of Athletics



Allen Greene, an 18-year industry veteran, is known as a dynamic, energetic and student-athlete focused leader. Greene is in his fourth year at Auburn after being named the program's 15th director of athletics on Jan. 18, 2018. He served in the same capacity at the University at Buffalo from November 2015 until his arrival at Auburn.

A leader and visionary in the ever-changing landscape of intercollegiate athletics, Greene's national perspective and well-rounded experiences place him in high regard among his peers. He is currently serving on the Executive Committee of the National Association of Collegiate Directors of Athletics (NACDA), 1st Vice Chair for LEAD1 and is the Co-Chair of the Black AD Alliance.

Under Greene's leadership, Auburn has had 35 programs finish ranked in the top 25 nationally, including 12 programs in the top 10. The Auburn equestrian program has won a pair of national championships since his arrival and the men's and women's golf programs each advanced to the national semifinals. In 2019 the men's basketball program made its first-ever trip to the Final Four, while the baseball program returned to the College World Series for the first time in 22 years.

Auburn student-athletes are excelling academically under Greene's leadership. The cumulative grade-point average for all Auburn Athletics teams has risen from 3.19 to 3.25 during his tenure, with nearly 70 percent of student-athletes earning 3.0 or higher GPAs during the 2020-21 academic year. Eleven teams earned perfect 1,000 Academic Progress Rates in 2020-21 with seven programs earning multi-year APRs of 1,000. In 2020-21, 244 Auburn student-athletes earned recognition on the SEC Academic Honor Roll.

Greene's fundraising acumen has been on full display during his tenure at Auburn, highlighted by numerous capital projects totaling \$165 million, including the approval and construction of the \$92 million Football Performance Center due for completion in 2022. This transformational facility is the largest capital project in Auburn Athletics history. The fundraising efforts toward the Football Performance Center have included two of the three largest philanthropic gifts ever to the athletics department.

Auburn Athletics has experienced a transformation during Greene's three and a half years on the Plains. He has hired six coaches, including newly minted football coach Bryan Harsin, and has renegotiated the contracts of seven successful Auburn coaches.

While at the University at Buffalo, Greene's leadership was noted for success on the field and in the classroom, as well as donor and corporate development efforts that led to an array of facility enhancements. Prior to being named AD at Buffalo, Greene served as the senior associate athletic director for administration and deputy director of athletics at UB. He previously worked in fundraising at Ole Miss for three years and Notre Dame for two years in development and five years in compliance.

A graduate of Notre Dame with a degree in finance, Greene was a three-year starter for the Fighting Irish baseball team and played three years in the New York Yankees minor league system. He later earned his master's degree from Indiana University's South Bend campus.

Allen and his wife, Christy, have three children, daughters Rian and Seneca, and son Samuel.

2020-21 Auburn Men's Basketball Combined Team Statistics All games

Game Records

Record	Overall	Home	Away	Neutral
ALL GAMES	13-14	8-5	3-8	2-1
CONFERENCE	7-11	4-5	3-6	0-0
NON-CONFERENCE	6-3	4-0	0-2	2-1

Score by Periods

Team	1st	2nd	OT	TOT
Auburn	941	1119	24	2084
Opponents	951	1092	21	2064

Team Box Score

No.	Player				Total		3-Point		F-Throw		Rebounds											
		GP-GS	MIN	AVG	FG-FGA	FG%	3FG-FGA	3FG%	FT-FTA	FT%	OFF	DEF	TOT	AVG	PF	DQ	A	TO	BLK	STL	PTS	AVG
2	COOPER, Sharife	12-12	398:13	33.2	72-184	.391	13-57	.228	85-103	.825	8	43	51	4.3	32	1	97	50	3	12	242	20.2
22	FLANIGAN, Allen	27-27	821:19	30.4	122-268	.455	44-130	.338	97-125	.776	27	122	149	5.5	62	0	78	89	5	24	385	14.3
24	POWELL, Justin	10-7	275:11	27.5	36-84	.429	19-43	.442	26-34	.765	9	52	61	6.1	11	0	47	26	0	9	117	11.7
23	WILLIAMS, Jaylin	27-27	715:10	26.5	116-224	.518	32-94	.340	31-49	.633	36	91	127	4.7	66	0	54	49	39	18	295	10.9
1	JOHNSON, Jamal	27-13	688:53	25.5	80-222	.360	56-155	.361	38-52	.731	15	52	67	2.5	56	0	36	25	4	22	254	9.4
10	THOR, JT	27-27	621:52	23.0	84-191	.440	22-74	.297	63-85	.741	44	92	136	5.0	55	1	23	42	37	22	253	9.4
35	CAMBRIDGE, Devan	27-19	682:60	25.3	86-229	.376	41-143	.287	28-48	.583	28	69	97	3.6	46	0	20	37	15	24	241	8.9
44	CARDWELL, Dylan	27-0	408:57	15.1	43-61	.705	1-1	1.000	16-28	.571	49	49	98	3.6	57	1	13	41	17	12	103	3.8
0	JONES, Tyrell	7-3	79:56	11.4	6-24	.250	3-13	.231	8-12	.667	0	9	9	1.3	9	0	8	14	1	4	23	3.3
5	MOORE, Chris	25-0	281:23	11.3	27-48	.563	6-15	.400	11-19	.579	28	23	51	2.0	28	0	12	18	6	8	71	2.8
13	AKINGBOLA, Babatunde	27-0	294:53	10.9	21-44	.477	1-4	.250	8-23	.348	35	34	69	2.6	49	0	5	16	25	9	51	1.9
4	FRANKLIN, Javon	23-0	123:25	5.4	11-29	.379	2-8	.250	5-10	.500	15	22	37	1.6	8	0	4	9	11	3	29	1.3
12	BERMAN, Lior	11-0	29:17	2.7	4-12	.333	4-11	.364	1-1	1.000	0	2	2	0.2	1	0	0	0	0	0	13	1.2
25	LEOPARD, Chandler	3-0	04:18	1.4	1-2	.500	1-2	.500	0-0	.000	1	0	1	0.3	0	0	0	0	0	0	3	1.0
33	MAASDORP, Chase	3-0	03:12	1.1	1-1	1.000	0-0	.000	0-0	.000	0	2	2	0.7	0	0	1	0	0	0	2	0.7
14	COOK, Preston	9-0	17:06	1.9	1-5	.200	0-1	.000	0-0	.000	1	3	4	0.4	2	0	2	3	0	1	2	0.2
Team											53	49	102				20					
Total		27	5446		711-1628	.437	245-751	.326	417-589	.708	349	714	1063	39.4	482	3	400	439	163	168	2084	77.2
Opponents		27	5449		748-1708	.438	198-606	.327	370-540	.685	333	647	980	36.3	535	17	340	370	101	236	2064	76.4

Team Statistics

	AUB	OPP
Scoring	2084	2064
Points per game	77.2	76.4
Scoring margin	+0.7	-
Field goals-att	711-1628	748-1708
Field goal pct	.437	.438
3 point fg-att	245-751	198-606
3-point FG pct	.326	.327
3-pt FG made per game	9.1	7.3
Free throws-att	417-589	370-540
Free throw pct	.708	.685
F-Throws made per game	15.4	13.7
Rebounds	1063	980
Rebounds per game	39.4	36.3
Rebounding margin	+3.1	-
Assists	400	340
Assists per game	14.8	12.6
Turnovers	439	370
Turnovers per game	16.3	13.7
Turnover margin	-2.6	-
Assist/turnover ratio	0.9	0.9
Steals	168	236
Steals per game	6.2	8.7
Blocks	163	101
Blocks per game	6.0	3.7
Winning streak	1	-
Home win streak	2	-
Attendance	23712	22951
Home games-Avg/Game	13-1824	11-2086
Neutral site-Avg/Game	-	3-162

Team Results

Date	Opponent		Score	Att.
11/26/2020	vs Saint Joseph's	Wot	96-91	198
11/27/2020	vs Gonzaga	L	67-90	288
11/30/2020	at UCF	L	55-63	1944
12/04/2020	South Alabama	W	90-81	1824
12/12/2020	vs Memphis	W	74-71	0
12/15/2020	Texas Southern	W	80-63	1824
12/19/2020	Troy	W	77-41	1824
12/22/2020	Appalachian St.	W	67-53	1824
12/30/2020	Arkansas	L	85-97	1824
01/02/2021	at Texas A&M	L	66-68	907
01/06/2021	at Ole Miss	L	61-72	853
01/09/2021	Alabama	L	90-94	1824
01/13/2021	at Georgia	W	95-77	1638
01/16/2021	Kentucky	W	66-59	1824
01/20/2021	at Arkansas	L	73-75	4400
01/23/2021	at South Carolina	W	109-86	3250
01/26/2021	Missouri	W	88-82	1824
01/30/2021	at Baylor	L	72-84	2350
02/02/2021	Georgia	L	86-91	1824
02/06/2021	Ole Miss	Lot	84-86	1824
02/09/2021	at Vanderbilt	W	73-67	95
02/13/2021	at Kentucky	L	80-82	3075
02/20/2021	at LSU	L	80-104	2384
02/23/2021	Florida	L	57-74	1824
02/27/2021	Tennessee	W	77-72	1824
03/02/2021	at Alabama	L	58-70	2055
03/06/2021	Mississippi St.	W	78-71	1824

#WAREAGLE

AUBURN MEN'S BASKETBALL

2020-21 Auburn Men's Basketball Combined Team Statistics In Conference games

Game Records

Record	Overall	Home	Away	Neutral
ALL GAMES	7-11	4-5	3-6	0-0
CONFERENCE	7-11	4-5	3-6	0-0
NON-CONFERENCE	0-0	0-0	0-0	0-0

Score by Periods

Team	1st	2nd	OT	TOT
Auburn	611	783	12	1406
Opponents	650	763	14	1427

Team Box Score

No.	Player				Total		3-Point		F-Throw		Rebounds											
		GP-GS	MIN	AVG	FG-FGA	FG%	3FG-FGA	3FG%	FT-FTA	FT%	OFF	DEF	TOT	AVG	PF	DQ	A	TO	BLK	STL	PTS	AVG
2	COOPER, Sharife	11-11	364:15	33.1	66-167	.395	12-52	.231	83-101	.822	7	37	44	4.0	31	1	92	46	3	12	227	20.6
22	FLANIGAN, Allen	18-18	558:42	31.0	83-184	.451	27-83	.325	71-88	.807	17	89	106	5.9	44	0	52	68	3	18	264	14.7
23	WILLIAMS, Jaylin	18-18	481:19	26.7	73-147	.497	22-64	.344	24-33	.727	23	52	75	4.2	42	0	32	34	26	9	192	10.7
1	JOHNSON, Jamal	18-12	493:48	27.4	59-159	.371	43-110	.391	27-34	.794	8	36	44	2.4	40	0	27	20	4	19	188	10.4
10	THOR, JT	18-18	438:38	24.4	59-137	.431	16-51	.314	45-61	.738	34	75	109	6.1	36	0	15	25	30	15	179	9.9
35	CAMBRIDGE, Devan	18-11	487:60	27.1	64-154	.416	31-94	.330	19-26	.731	18	49	67	3.7	36	0	11	23	15	19	178	9.9
44	CARDWELL, Dylan	18-0	278:12	15.5	32-45	.711	1-1	1.000	11-18	.611	31	33	64	3.6	40	1	6	28	9	8	76	4.2
24	POWELL, Justin	2-2	53:18	26.7	1-13	.077	0-6	.000	4-5	.800	3	7	10	5.0	2	0	11	8	0	4	6	3.0
5	MOORE, Chris	16-0	184:19	11.5	14-27	.519	5-10	.500	5-9	.556	14	15	29	1.8	17	0	10	9	4	3	38	2.4
4	FRANKLIN, Javon	17-0	90:33	5.3	9-26	.346	2-8	.250	5-9	.556	13	17	30	1.8	3	0	3	7	9	2	25	1.5
13	AKINGBOLA, Babatunde	18-0	156:20	8.7	11-24	.458	0-1	.000	1-7	.143	20	23	43	2.4	33	0	1	10	17	4	23	1.3
12	BERMAN, Lior	8-0	21:36	2.7	3-9	.333	3-8	.375	1-1	1.000	0	2	2	0.3	1	0	0	0	0	0	10	1.3
14	COOK, Preston	6-0	12:04	2.0	0-3	.000	0-1	.000	0-0	.000	1	2	3	0.5	1	0	2	2	0	0	0	0.0
Team											37	36	73				13					
Total		18	3621		474-1095	.433	162-489	.331	296-392	.755	226	473	699	38.8	326	2	262	293	120	113	1406	78.1
Opponents		18	3624		516-1164	.443	135-398	.339	260-376	.691	235	437	672	37.3	348	12	224	242	81	167	1427	79.3

WAREAGLE

Team Statistics

	AUB	OPP
Scoring	1406	1427
Points per game	78.1	79.3
Scoring margin	-1.2	-
Field goals-att	474-1095	516-1164
Field goal pct	.433	.443
3 point fg-att	162-489	135-398
3-point FG pct	.331	.339
3-pt FG made per game	9.0	7.5
Free throws-att	296-392	260-376
Free throw pct	.755	.691
F-Throws made per game	16.4	14.4
Rebounds	699	672
Rebounds per game	38.8	37.3
Rebounding margin	+1.5	-
Assists	262	224
Assists per game	14.6	12.4
Turnovers	293	242
Turnovers per game	16.3	13.4
Turnover margin	-2.8	-
Assist/turnover ratio	0.9	0.9
Steals	113	167
Steals per game	6.3	9.3
Blocks	120	81
Blocks per game	6.7	4.5
Winning streak	1	-
Home win streak	2	-
Attendance	16416	18657
Home games-Avg/Game	9-1824	9-2073
Neutral site-Avg/Game	-	0-0

Team Results

Date	Opponent		Score	Att.
12/30/2020	Arkansas	L	85-97	1824
01/02/2021	at Texas A&M	L	66-68	907
01/06/2021	at Ole Miss	L	61-72	853
01/09/2021	Alabama	L	90-94	1824
01/13/2021	at Georgia	W	95-77	1638
01/16/2021	Kentucky	W	66-59	1824
01/20/2021	at Arkansas	L	73-75	4400
01/23/2021	at South Carolina	W	109-86	3250
01/26/2021	Missouri	W	88-82	1824
02/02/2021	Georgia	L	86-91	1824
02/06/2021	Ole Miss	Lot	84-86	1824
02/09/2021	at Vanderbilt	W	73-67	95
02/13/2021	at Kentucky	L	80-82	3075
02/20/2021	at LSU	L	80-104	2384
02/23/2021	Florida	L	57-74	1824
02/27/2021	Tennessee	W	77-72	1824
03/02/2021	at Alabama	L	58-70	2055
03/06/2021	Mississippi St.	W	78-71	1824

AUBURN MEN'S BASKETBALL

**2020-21 Auburn Men's Basketball
Season Schedule/Results & Leaders
All games**

Game Records

Record	Overall	Home	Away	Neutral
ALL GAMES	13-14	8-5	3-8	2-1
CONFERENCE	7-11	4-5	3-6	0-0
NON-CONFERENCE	6-3	4-0	0-2	2-1

Team Results

Date	Opponent		Score	Att.	High Points	High Rebounds
11/26/2020	vs Saint Joseph's	Wot	96-91	198	(18) WILLIAMS, Jaylin	(11) WILLIAMS, Jaylin
11/27/2020	vs Gonzaga	L	67-90	288	(20) FLANIGAN, Allen	(6) POWELL, Justin
11/30/2020	at UCF	L	55-63	1944	(18) JOHNSON, Jamal	(8) WILLIAMS, Jaylin
12/04/2020	South Alabama	W	90-81	1824	(26) POWELL, Justin	(6) CARDWELL, Dylan
12/12/2020	vs Memphis	W	74-71	0	(26) POWELL, Justin	(8) POWELL, Justin
12/15/2020	Texas Southern	W	80-63	1824	(18) FLANIGAN, Allen	(7) THOR, JT (7) POWELL, Justin (7) CARDWELL, Dylan
12/19/2020	Troy	W	77-41	1824	(14) FLANIGAN, Allen	(6) WILLIAMS, Jaylin (6) MOORE, Chris
12/22/2020	Appalachian St.	W	67-53	1824	(15) WILLIAMS, Jaylin	(8) POWELL, Justin
12/30/2020	Arkansas	L	85-97	1824	(21) JOHNSON, Jamal	(10) FLANIGAN, Allen
01/02/2021	at Texas A&M	L	66-68	907	(20) JOHNSON, Jamal	(6) CAMBRIDGE, Devan (6) CARDWELL, Dylan
01/06/2021	at Ole Miss	L	61-72	853	(24) WILLIAMS, Jaylin	(6) FLANIGAN, Allen
01/09/2021	Alabama	L	90-94	1824	(26) COOPER, Sharife	(9) THOR, JT
01/13/2021	at Georgia	W	95-77	1638	(28) COOPER, Sharife	(8) THOR, JT
01/16/2021	Kentucky	W	66-59	1824	(21) FLANIGAN, Allen	(9) FLANIGAN, Allen
01/20/2021	at Arkansas	L	73-75	4400	(25) COOPER, Sharife	(5) THOR, JT
01/23/2021	at South Carolina	W	109-86	3250	(24) FLANIGAN, Allen	(7) WILLIAMS, Jaylin (7) THOR, JT
01/26/2021	Missouri	W	88-82	1824	(28) COOPER, Sharife	(8) COOPER, Sharife
01/30/2021	at Baylor	L	72-84	2350	(17) WILLIAMS, Jaylin	(8) FLANIGAN, Allen (8) WILLIAMS, Jaylin
02/02/2021	Georgia	L	86-91	1824	(21) WILLIAMS, Jaylin	(6) JOHNSON, Jamal
02/06/2021	Ole Miss	Lot	84-86	1824	(16) CAMBRIDGE, Devan (16) FLANIGAN, Allen (16) WILLIAMS, Jaylin	(7) CAMBRIDGE, Devan
02/09/2021	at Vanderbilt	W	73-67	95	(19) JOHNSON, Jamal (19) COOPER, Sharife	(10) WILLIAMS, Jaylin
02/13/2021	at Kentucky	L	80-82	3075	(24) THOR, JT	(9) THOR, JT
02/20/2021	at LSU	L	80-104	2384	(26) COOPER, Sharife	(7) FRANKLIN, Javon
02/23/2021	Florida	L	57-74	1824	(14) CAMBRIDGE, Devan	(9) FLANIGAN, Allen
02/27/2021	Tennessee	W	77-72	1824	(23) FLANIGAN, Allen	(7) AKINGBOLA, Babatunde (7) FLANIGAN, Allen
03/02/2021	at Alabama	L	58-70	2055	(13) WILLIAMS, Jaylin	(9) FLANIGAN, Allen
03/06/2021	Mississippi St.	W	78-71	1824	(22) FLANIGAN, Allen	(9) THOR, JT

#WREAGLE

AUBURN MEN'S BASKETBALL

**2020-21 Auburn Men's Basketball
Season/Career Statistics
All games**

Summary

Player	Season Statistics										Career Statistics									
	GP-GS	MIN/G	FG%	3FG%	FT%	R/G	A/G	STL	BLK	PTS/G	GP-GS	MIN/G	FG%	3FG%	FT%	R/G	A/G	STL	BLK	PTS/G
AKINGBOLA, Babatunde	27-0	10.9	.477	.250	.348	2.6	0.2	9	25	1.9	40-0	8.1	.458	.200	.348	1.8	0.2	9	30	1.3
BERMAN, Lior	11-0	2.7	.333	.364	1.000	0.2	0.0	0	0	1.2	13-0	2.5	.308	.364	1.000	0.2	0.0	0	0	1.0
CAMBRIDGE, Devan	27-19	25.3	.376	.287	.583	3.6	0.7	24	15	8.9	58-19	18.8	.392	.306	.500	2.9	0.4	36	26	6.4
CARDWELL, Dylan	27-0	15.1	.705	1.000	.571	3.6	0.5	12	17	3.8	27-0	15.1	.705	1.000	.571	3.6	0.5	12	17	3.8
COOK, Preston	9-0	1.9	.200	.000	.000	0.4	0.2	1	0	0.2	19-0	1.7	.333	.000	.000	0.5	0.2	2	0	0.4
COOPER, Sharife	12-12	33.2	.391	.228	.825	4.3	8.1	12	3	20.2	12-12	33.2	.391	.228	.825	4.3	8.1	12	3	20.2
FLANIGAN, Allen	27-27	30.4	.455	.338	.776	5.5	2.9	24	5	14.3	58-30	21.5	.439	.297	.704	4.0	1.5	32	9	8.4
FRANKLIN, Javon	23-0	5.4	.379	.250	.500	1.6	0.2	3	11	1.3	28-0	4.6	.379	.250	.500	1.4	0.2	3	11	1.0
JOHNSON, Jamal	27-13	25.5	.360	.361	.731	2.5	1.3	22	4	9.4	58-13	17.8	.359	.369	.714	1.8	0.8	31	6	6.2
JONES, Tyrell	7-3	11.4	.250	.231	.667	1.3	1.1	4	1	3.3	18-3	6.5	.250	.211	.588	1.1	0.8	8	1	1.8
LEOPARD, Chandler	3-0	1.4	.500	.500	.000	0.3	0.0	0	0	1.0	3-0	1.4	.500	.500	.000	0.3	0.0	0	0	1.0
MAASDORP, Chase	3-0	1.1	1.000	.000	.000	0.7	0.3	0	0	0.7	13-0	1.6	.286	.500	.250	0.2	0.1	1	0	0.5
MOORE, Chris	25-0	11.3	.563	.400	.579	2.0	0.5	8	6	2.8	25-0	11.3	.563	.400	.579	2.0	0.5	8	6	2.8
POWELL, Justin	10-7	27.5	.429	.442	.765	6.1	4.7	9	0	11.7	10-7	27.5	.429	.442	.765	6.1	4.7	9	0	11.7
THOR, JT	27-27	23.3	.440	.297	.741	5.0	0.9	22	37	9.4	27-27	23.3	.440	.297	.741	5.0	0.9	22	37	9.4
WILLIAMS, Jaylin	27-27	26.4	.518	.340	.633	4.7	2.0	18	39	10.9	41-27	19.8	.520	.320	.654	3.7	1.5	24	44	8.0

WAREAGLE

Scoring

Player	Season Statistics								Career Statistics							
	FG-FGA	FG%	3FG-3FGA	3FG%	FT-FTA	FT%	PTS	PTS/G	FG-FGA	FG%	3FG-3FGA	3FG%	FT-FTA	FT%	PTS	PTS/G
AKINGBOLA, Babatunde	21-44	.477	1-4	.250	8-23	.348	51	1.9	22-48	.458	1-5	.200	8-23	.348	53	1.3
BERMAN, Lior	4-12	.333	4-11	.364	1-1	1.000	13	1.2	4-13	.308	4-11	.364	1-1	1.000	13	1.0
CAMBRIDGE, Devan	86-229	.376	41-143	.287	28-48	.583	241	8.9	135-344	.392	68-222	.306	33-66	.500	371	6.4
CARDWELL, Dylan	43-61	.705	1-1	1.000	16-28	.571	103	3.8	43-61	.705	1-1	1.000	16-28	.571	103	3.8
COOK, Preston	1-5	.200	0-1	.000	0-0	.000	2	0.2	4-12	.333	0-3	.000	0-0	.000	8	0.4
COOPER, Sharife	72-184	.391	13-57	.228	85-103	.825	242	20.2	72-184	.391	13-57	.228	85-103	.825	242	20.2
FLANIGAN, Allen	122-268	.455	44-130	.338	97-125	.776	385	14.3	161-367	.439	49-165	.297	114-162	.704	485	8.4
FRANKLIN, Javon	11-29	.379	2-8	.250	5-10	.500	29	1.3	11-29	.379	2-8	.250	5-10	.500	29	1.0
JOHNSON, Jamal	80-222	.360	56-155	.361	38-52	.731	254	9.4	109-304	.359	83-225	.369	60-84	.714	361	6.2
JONES, Tyrell	6-24	.250	3-13	.231	8-12	.667	23	3.3	9-36	.250	4-19	.211	10-17	.588	32	1.8
LEOPARD, Chandler	1-2	.500	1-2	.500	0-0	.000	3	1.0	1-2	.500	1-2	.500	0-0	.000	3	1.0
MAASDORP, Chase	1-1	1.000	0-0	.000	0-0	.000	2	0.7	2-7	.286	1-2	.500	1-4	.250	6	0.5
MOORE, Chris	27-48	.563	6-15	.400	11-19	.579	71	2.8	27-48	.563	6-15	.400	11-19	.579	71	2.8
POWELL, Justin	36-84	.429	19-43	.442	26-34	.765	117	11.7	36-84	.429	19-43	.442	26-34	.765	117	11.7
THOR, JT	84-191	.440	22-74	.297	63-85	.741	253	9.4	84-191	.440	22-74	.297	63-85	.741	253	9.4
WILLIAMS, Jaylin	116-224	.518	32-94	.340	31-49	.633	295	10.9	131-252	.520	33-103	.320	34-52	.654	329	8.0

AUBURN MEN'S BASKETBALL



**2020-21 Auburn Men's Basketball
Team Game-by-Game
All games**

#WREAGLE

Opponent	Date	Score	Wot	Total		3-Pointers		Free throws		Rebounds										
				FG-FGA	PCT	3FG-3FGA	PCT	FT-FTA	PCT	OFF	DEF	TOT	AVG	PF	A	TO	BLK	STL	PTS	AVG
vs Saint Joseph's	11/26/2020	96-91	Wot	29-68	.426	9-32	.281	29-43	.674	21	35	56	56.0	25	16	18	5	5	96	96.0
vs Gonzaga	11/27/2020	67-90	L	22-59	.373	11-35	.314	12-15	.800	9	23	32	44.0	17	12	17	7	9	67	81.5
at UCF	11/30/2020	55-63	L	20-62	.323	7-34	.206	8-22	.364	19	29	48	45.3	20	12	22	5	8	55	72.7
South Alabama	12/04/2020	90-81	W	30-54	.556	22-41	.537	8-14	.571	9	25	34	42.5	15	24	18	4	6	90	77.0
vs Memphis	12/12/2020	74-71	W	27-60	.450	6-24	.250	14-26	.538	13	24	37	41.4	17	12	18	3	4	74	76.4
Texas Southern	12/15/2020	80-63	W	28-61	.459	4-23	.174	20-32	.625	15	22	37	40.7	11	9	9	6	8	80	77.0
Troy	12/19/2020	77-41	W	28-49	.571	7-20	.350	14-20	.700	9	30	39	40.4	19	19	18	5	9	77	77.0
Appalachian St.	12/22/2020	67-53	W	25-52	.481	11-28	.393	6-10	.600	11	27	38	40.1	17	17	13	4	3	67	75.8
Arkansas	12/30/2020	85-97	L	28-54	.519	15-29	.517	14-24	.583	11	23	34	39.4	20	18	19	5	6	85	76.8
at Texas A&M	01/02/2021	66-68	L	24-57	.421	11-33	.333	7-9	.778	8	22	30	38.5	14	16	18	3	9	66	75.7
at Ole Miss	01/06/2021	61-72	L	22-61	.361	10-30	.333	7-9	.778	13	24	37	38.4	14	13	16	2	7	61	74.4
Alabama	01/09/2021	90-94	L	29-62	.468	8-27	.296	24-28	.857	8	31	39	38.4	22	17	20	10	9	90	75.7
at Georgia	01/13/2021	95-77	W	35-62	.565	5-20	.250	20-26	.769	10	30	40	38.5	23	19	21	14	11	95	77.2
Kentucky	01/16/2021	66-59	W	23-60	.383	5-24	.208	15-21	.714	16	25	41	38.7	19	11	14	4	7	66	76.4
at Arkansas	01/20/2021	73-75	L	25-58	.431	7-23	.304	16-24	.667	11	23	34	38.4	18	10	17	9	7	73	76.1
at South Carolina	01/23/2021	109-86	W	40-77	.519	14-27	.519	15-16	.938	14	32	46	38.9	19	21	14	6	4	109	78.2
Missouri	01/26/2021	88-82	W	23-55	.418	6-21	.286	36-44	.818	8	38	46	39.3	21	14	12	14	2	88	78.8
at Baylor	01/30/2021	72-84	L	28-68	.412	6-25	.240	10-15	.667	17	26	43	39.5	15	17	13	4	3	72	78.4
Georgia	02/02/2021	86-91	L	29-60	.483	8-27	.296	20-26	.769	7	25	32	39.1	20	18	14	7	9	86	78.8
Ole Miss	02/06/2021	84-86	Lot	30-63	.476	12-29	.414	12-18	.667	13	21	34	38.9	17	23	17	5	7	84	79.1
at Vanderbilt	02/09/2021	73-67	W	21-59	.356	10-27	.370	21-25	.840	14	29	43	39.0	18	15	17	5	3	73	78.8
at Kentucky	02/13/2021	80-82	L	30-73	.411	11-30	.367	9-10	.900	20	24	44	39.3	20	12	17	8	5	80	78.8
at LSU	02/20/2021	80-104	L	27-73	.370	7-28	.250	19-22	.864	18	21	39	39.3	19	8	12	9	6	80	78.9
Florida	02/23/2021	57-74	L	18-51	.353	7-31	.226	14-22	.636	12	27	39	39.3	16	13	21	6	6	57	78.0
Tennessee	02/27/2021	77-72	W	22-55	.400	9-26	.346	24-37	.649	16	25	41	39.3	16	9	12	4	8	77	77.9
at Alabama	03/02/2021	58-70	L	21-53	.396	6-24	.250	10-16	.625	14	32	46	39.6	16	10	23	3	4	58	77.2
Mississippi St.	03/06/2021	78-71	W	27-62	.435	11-33	.333	13-15	.867	13	21	34	39.4	14	15	9	6	3	78	77.2
Total		2084		711-1628	.437	245-751	.326	417-589	.708	349	714	1063	39.4	482	400	439	163	168	2084	77.2
Opponents		2064		748-1708	.438	198-606	.327	370-540	.685	333	647	980	36.3	535	340	370	101	236	2064	76.4

Auburn Averages

Games Played	Points/game	FG Pct	3FG Pct	FT Pct	Rebounds/game	Assists/game	Turnovers/game	Assist/Turnover ratio	Steals/game	Blocks/game
27	77.2	43.7	32.6	70.8	39.4	14.8	16.3	0.9	6.2	6.0

AUBURN MEN'S BASKETBALL



**2020-21 Auburn Men's Basketball
Opponents Game-by-Game
All games**

Opponent	Date	Score		Total		3-Pointers		Free throws		Rebounds										
				FG-FGA	PCT	3FG-3FGA	PCT	FT-FTA	PCT	OFF	DEF	TOT	AVG	PF	A	TO	BLK	STL	PTS	AVG
vs Saint Joseph's	11/26/2020	96-91	Wot	32-74	.432	12-40	.300	15-23	.652	13	26	39	39.0	32	20	13	2	3	91	91.0
vs Gonzaga	11/27/2020	67-90	L	36-68	.529	6-21	.286	12-17	.706	13	31	44	41.5	17	19	14	4	7	90	90.5
at UCF	11/30/2020	55-63	L	21-57	.368	7-24	.292	14-19	.737	9	31	40	41.0	20	11	19	2	12	63	81.3
South Alabama	12/04/2020	90-81	W	30-58	.517	7-23	.304	14-18	.778	5	18	23	36.5	18	9	11	1	12	81	81.3
vs Memphis	12/12/2020	74-71	W	27-71	.380	6-21	.286	11-23	.478	24	23	47	38.6	25	14	18	1	12	71	79.2
Texas Southern	12/15/2020	80-63	W	25-51	.490	5-11	.455	8-9	.889	5	23	28	36.8	23	12	18	2	4	63	76.5
Troy	12/19/2020	77-41	W	15-47	.319	3-15	.200	8-16	.500	7	16	23	34.9	22	8	19	1	7	41	71.4
Appalachian St.	12/22/2020	67-53	W	15-46	.326	6-23	.261	17-21	.810	5	16	21	33.1	15	6	7	0	5	53	69.1
Arkansas	12/30/2020	85-97	L	32-65	.492	9-28	.321	24-31	.774	13	21	34	33.2	16	13	10	4	13	97	72.2
at Texas A&M	01/02/2021	66-68	L	25-56	.446	9-28	.321	9-11	.818	10	26	36	33.5	13	11	19	2	7	68	71.8
at Ole Miss	01/06/2021	61-72	L	27-59	.458	7-23	.304	11-13	.846	8	27	35	33.6	15	17	11	5	11	72	71.8
Alabama	01/09/2021	90-94	L	30-73	.411	10-32	.313	24-29	.828	15	27	42	34.3	25	14	17	5	15	94	73.7
at Georgia	01/13/2021	95-77	W	28-67	.418	4-10	.400	17-34	.500	17	21	38	34.6	25	8	18	3	13	77	73.9
Kentucky	01/16/2021	66-59	W	23-57	.404	4-17	.235	9-16	.563	15	23	38	34.9	20	7	18	6	10	59	72.9
at Arkansas	01/20/2021	73-75	L	30-65	.462	4-15	.267	11-15	.733	13	23	36	34.9	20	16	16	5	8	75	73.0
at South Carolina	01/23/2021	109-86	W	28-68	.412	9-24	.375	21-29	.724	12	22	34	34.9	16	14	13	4	9	86	73.8
Missouri	01/26/2021	88-82	W	29-76	.382	6-25	.240	18-27	.667	14	25	39	35.1	31	12	9	7	7	82	74.3
at Baylor	01/30/2021	72-84	L	31-72	.431	11-30	.367	11-18	.611	17	26	43	35.6	15	17	9	7	7	84	74.8
Georgia	02/02/2021	86-91	L	33-67	.493	7-16	.438	18-24	.750	13	27	40	35.8	21	14	13	1	7	91	75.7
Ole Miss	02/06/2021	84-86	Lot	33-66	.500	6-19	.316	14-17	.824	12	23	35	35.8	18	13	14	5	9	86	76.2
at Vanderbilt	02/09/2021	73-67	W	24-55	.436	8-22	.364	11-22	.500	8	26	34	35.7	21	9	16	7	8	67	75.8
at Kentucky	02/13/2021	80-82	L	27-63	.429	11-24	.458	17-25	.680	15	21	36	35.7	15	15	13	10	8	82	76.0
at LSU	02/20/2021	80-104	L	39-73	.534	11-22	.500	15-22	.682	18	29	47	36.2	19	13	12	5	6	104	77.3
Florida	02/23/2021	57-74	L	28-63	.444	7-20	.350	11-16	.688	13	27	40	36.3	20	12	14	3	11	74	77.1
Tennessee	02/27/2021	77-72	W	26-63	.413	11-28	.393	9-10	.900	11	23	34	36.2	23	14	13	5	6	72	76.9
at Alabama	03/02/2021	58-70	L	27-68	.397	10-35	.286	6-11	.545	12	22	34	36.2	15	13	7	2	13	70	76.7
Mississippi St.	03/06/2021	78-71	W	27-60	.450	2-10	.200	15-24	.625	16	24	40	36.3	15	9	9	2	6	71	76.4
Total		2064		748-1708	.438	198-606	.327	370-540	.685	333	647	980	36.3	535	340	370	101	236	2064	76.4
Auburn		2084		711-1628	.437	245-751	.326	417-589	.708	349	714	1063	39.4	482	400	439	163	168	2084	77.2

#WAR EAGLE

Opponents Averages

Games Played	Points/game	FG Pct	3FG Pct	FT Pct	Rebounds/game	Assists/game	Turnovers/game	Assist/Turnover ratio	Steals/game	Blocks/game
27	76.4	43.8	32.7	68.5	36.3	12.6	13.7	0.9	8.7	3.7

AUBURN MEN'S BASKETBALL



AUBURN ARENA

#WAREAGLE



**"Wow. One of the best college basketball atmospheres I've ever been in."
Laura Rutledge, ESPN**

**"This (Auburn Arena) is a loud building. The energy and electricity in this building is second to none in the league right now. The energy in Auburn Arena is worth 10 points a night."
Tom Hart, ESPN**

**"That environment at Auburn last night (vs. Kentucky) was as good as any other I've seen this year other than Duke and Kansas. It was that good."
Jeff Goodman, Stadium**

AUBURN MEN'S BASKETBALL





9,121

Auburn Arena is home to 9,121 of the most passionate college basketball fans in the country.



54-9

Auburn has boasted a record of 54-9 at home during the past four seasons.

7

Auburn has sold out of season tickets for seven consecutive seasons - the most in Auburn Arena history.

81

Auburn has won 81 games at home under head coach Bruce Pearl.





CHARLES BARKLEY STATUE

Charles Barkley, the 1984 SEC Player of the Year, is one of four NBA players with 20,000 points, 10,000 rebounds and 4,000 assists.

He was an All-American, a first-round draft pick, an Olympic gold medalist, the 1993 NBA MVP, an 11-time all-star and named one of the NBA's 50 greatest players in the league's 50th anniversary season.

The statue unveiling ceremony took place outside of Auburn Arena on Nov. 25, 2017.

Sculpting on the 2,500-pound fixture was completed by artist Brian Hanlon.

Barkley was the fourth former Tiger player to have a statue erected in his honor and the first basketball player.

He joins former football players and Heisman Trophy winners Bo Jackson, Pat Sullivan and Cam Newton.

The statue unveiling featured speeches from former Director of Athletics Jay Jacobs, former Auburn football great Bo Jackson, former head coach Sonny Smith and Barkley himself.



RECORD BOOK - INDIVIDUAL

POINTS

GAME

Overall: 60, John Mengelt vs. Alabama, Feb. 14, 1970, at Auburn
 Home Court: 60, John Mengelt vs. Alabama, Feb. 14, 1970
 Opponent's Court: 42, John Mengelt vs. Kentucky, Feb. 3, 1969, at Lexington, Ky.
 First Half: 30, John Mengelt vs. Alabama, Feb. 14, 1970, at Auburn
 Second Half: 34, Wesley Person vs. UAB, Dec. 16, 1993, at Auburn
 Losing Effort: 44, Keenan Carpenter vs. LSU, Feb. 8, 1989, at Auburn; Wesley Person vs. UAB, Dec. 16, 1993, at Auburn
 By Opponent: 55, Pete Maravich, LSU, Jan. 3, 1968, at Baton Rouge, La.

SEASON

Overall: 747, Chuck Person, 1984-85
 Average: 28.4, John Mengelt, 1970-71
 Freshman: 567, Eddie Johnson, 1973-74
 Sophomore: 593, Chuck Person, 1983-84
 Junior: 747, Chuck Person, 1984-85
 Senior: 738, John Mengelt, 1970-71
 Double-Figure Scoring Games: 34, Chuck Person, 1984-85; Marquis Daniels, 2002-03
 20-Point Games: 23, Chuck Person, 1985-86
 Consecutive 20-Point Games: 10, John Mengelt, 1969-70
 30-Point Games: 12, John Mengelt, 1970-71
 40-Point Games: 4, John Mengelt, 1969-70

CAREER

Overall: 2311, Chuck Person, 1982-86
 Average: 24.8, John Mengelt, 1968-71
 Double-Figure Scoring Games: 108, Chuck Person, 1982-86
 Consecutive Double-Figure Scoring Games: 68, Chuck Person (last 3 in 1982-83, all 31 in 1983-84 and all 34 in 1984-85)
 20-Point Games: 63, Chuck Person, 1982-86
 30-Point Games: 22, John Mengelt, 1968-71
 40-Point Games: 8, John Mengelt, 1968-71



John Mengelt

FIELD GOALS

GAME

Made: 23, John Mengelt vs. Alabama, Feb. 14, 1970, at Auburn
 Attempted: 44, John Mengelt vs. Alabama, Feb. 14, 1970, at Auburn
 Percentage (10 Minimum): 1.000, Charles Barkley, 10 for 10, vs. Georgia, Jan. 22, 1983, at Auburn
 3-Pointers Made: 10, Lance Weems vs. Arkansas, Jan. 6, 1996, at Auburn
 3-Pointers Attempted: 19, Lance Weems vs. Arkansas, Jan. 6, 1996, at Auburn
 3-Point Percentage (5 Min.): 1.000, John Caylor (5-5) vs. Florida, 2-6-88, at Gainesville, Fla.; Jay Heard vs. SE Louisiana (5-5) 11-3-98, at Auburn; Troy Gaines (5-5) at LSU 2-26-03 in Baton Rouge, La.;

SEASON

Made: 334, Chuck Person, 1984-85
 Attempted: 614, Chuck Person, 1984-85
 Percentage: .644, Charles Barkley, 1982-83
 3-Pointers Made: 141, Bryce Brown, 2018-19
 3-Pointers Attempted: 344, Bryce Brown, 2018-19
 3-Point Percentage (1 made/game): .511, Ronnie Battle, 1991-92

CAREER

Made: 1017, Chuck Person, 1982-86
 Attempted: 1899, Chuck Person, 1982-86
 Percentage: .626, Charles Barkley, 1981-84
 3-Pointers Made: 382, Bryce Brown, 2015-19
 3-Pointers Attempted: 975, Bryce Brown, 2015-19
 3-Point Percentage: .441, Wesley Person, 1990-94

FREE THROWS

GAME

Made: 18, Sharife Cooper vs. Missouri, Jan. 26, 2021
 Att.: 21, Sharife Cooper vs. Missouri, Jan. 26, 2021;
 Ray Groover vs. Florida State, Dec. 10, 1960, at Auburn;
 Bryant Smith vs. Georgia, Jan. 3, 1998, at Auburn
 Consecutive Made: 15, Eddie Johnson vs. Miss. State, Jan. 20, 1975, at Auburn
 Percentage (15 Minimum): 1.000, Eddie Johnson vs. Miss. State, 15 of 15, Jan. 20, 1975, at Auburn

SEASON

Made: 208, John Mengelt, 1970-71
 Attempted: 268, Chris Denson, 2013-14
 Consecutive Made: 27, Danjel Purifoy 11/23/2016-12/18/2016;
 Frankie Sullivan, 2009-10 (to start season) 25, Stan Pietkiewicz, 1977-78
 Percentage: .879, Eddie Johnson, 1974-75; Danjel Purifoy, 2016-17

CAREER

Made: 496, John Mengelt, 1968-71
 Attempted: 619, John Mengelt, 1968-71
 Percentage: .834, Stan Pietkiewicz, 1974-78

REBOUNDS**GAME**

27, Rex Frederick vs. SMU, Dec. 19, 1957, at Dallas, Texas
 Offensive: 11, Kelvin Ardister vs. Tennessee, Jan. 4, 1989,
 at Auburn; Brandon Robinson vs. Arkansas, Jan. 5, 2002,
 at Auburn

SEASON

Overall: 347, Korvotney Barber, 2008-09
 Offensive: 133, Korvotney Barber, 2008-09
 Average: 15.3, Rex Frederick, 1956-57

CAREER

Overall: 996, Mike Mitchell, 1974-78
 Average: 14.3, Rex Frederick, 1956-59

ASSISTS**GAME**

16, J'Von McCormick vs. CSUN, Nov. 15, 2019;
 15, Eddie Johnson vs. LSU, Jan. 3, 1976, at Baton Rouge, La.;
 14, Sharife Cooper vs. Ole Miss, Feb. 6, 2021
 14, Jared Harper vs. Vanderbilt, Feb. 3, 2018

SEASON

231, Jared Harper, 2018-19

CAREER

624, Gerald White, 1983-87

BLOCKS**GAME**

13, Kyle Davis vs. Miami in the NIT, Mar. 14, 2001, at Auburn

SEASON

126, Kyle Davis, 2002-03

CAREER

288, Kyle Davis, 2000-2004

STEALS**GAME**

8, Derrick Dennison vs. Michigan State, Nov. 24, 1989, at Anchorage,
 Alaska;
 DeWayne Reed vs. George Washington, Dec. 2, 2007, at Washington,
 DC

SEASON

78, Marquis Daniels, 2002-03

CAREER

210, Quantez Robertson, 2005-2009; DeWayne Reed, 2006-10

DUNKS**GAME**

7, Aaron Swinson vs. Troy State, Dec. 11, 1991, at Auburn;
 7, Chris Morris vs. Vanderbilt, Jan. 17, 1987, at Nashville, Tenn.

SEASON

62, Aaron Swinson, 1992-93

CAREER

175, Aaron Swinson, 1991-94



Korvotney Barber

GAMES PLAYED**SEASON**

40, Bryce Brown, Samir Doughty, Jared Harper, Anfernee McLemore,
 Horace Spencer, 2018-19

CAREER

131, Bryce Brown, 2015-19
 Consecutive Starts: 127, Frank Ford, 1983-87

MINUTES PLAYED**GAME**

55, Rich Valavicius vs. Georgia, Mar. 1, 1979, at Birmingham (SEC
 Tournament)

SEASON

1316, Jared Harper, 2018-19 (40 games); Bryce Brown 1283, 2018-19
 (40 games)

CAREER

4374, Frank Ford, 1983-87 (129 games)

WALK-ON GAMES STARTED**SEASON**

26, Josh Wallace, 2010-11

CAREER

39, Josh Wallace, 2009-12

RECORD BOOK - TEAM

POINTS

GAME

Overall: 141 vs. Troy State, Dec. 11, 1991, at Auburn
 Home Court: 141 vs. Troy State, Dec. 11, 1991, at Auburn
 Opponent's Court: 109 vs. VCU, Dec. 16, 1976, at Richmond, Va.;
 vs. American-Puerto Rico, Dec. 20, 1999, at San Juan, P.R.
 Neutral Court: 120 v. South Alabama, Nov. 27, 1987,
 at Birmingham, Ala.
 First Half: 78 vs. Troy State, 78-54, Dec. 11, 1991, at Auburn
 Second Half: 73 vs. Troy State, 73-48, Dec. 9, 1993, at Auburn;
 72 vs. Northwestern State, 72-44, Nov. 27, 2015, at Auburn
 Losing Effort: 105 vs. Arkansas, 105-117, Jan. 15, 1994, at Auburn
 By Opponent: 119, Kentucky, 76-119, Feb. 10, 1975,
 at Lexington, Ky.
 Both Teams: 257, vs. Troy State, 141-116, Dec. 11, 1991, at Auburn

SEASON

Auburn: 3188, 2018-19 (40 games)
 Average: 86.6, 1991-92
 Scoring Margin: +19.6, 1998-99
 By Opponents: 2750, 2018-19 (40 games)

FIELD GOALS

GAME

Made: 55 vs. Troy State, Dec. 11, 1991, at Auburn
 Attempted: 100 vs. Western Carolina, Dec. 4, 1973, at Auburn
 Percentage: .711 vs. LSU, 27 of 38, Feb. 18, 1961, at Auburn
 3-Pointers Made: 21 vs. Coastal Carolina, 21-of-42, Dec. 15, 2016,
 at Auburn, Ala.
 3-Pointers Attempted: 44 vs. LSU, 18-of-44,
 Feb. 8, 2020, at Auburn, Ala.
 3-Point Percentage: .857 vs. Alabama State, 6-of-7, Dec. 11, 1989,
 at Auburn

SEASON

Made: 1097, 2018-19 (40 games)
 Attempted: 2439, 2018-19 (40 games)
 Percentage: .521, 532 of 1022, 1959-60
 3-Pointers Made: 454, 2018-19 *****SEC RECORD*****
 3-Pointers Attempted: 1204, 2018-19
 3-Point Percentage: .452, 182 of 403, 1991-92

FREE THROWS

GAME

Made: 39 vs. Miss. State, Jan. 3, 1959, at Auburn
 Attempted: 52 vs. Vanderbilt, Feb. 6, 1954, at Auburn
 Percentage (25 attempts): .964 vs. Alabama, 27 of 28, Dec. 19,
 1959, at Birmingham, Ala.
 Percentage (10 attempts): 1.000 vs. Alabama, 11 of 11, Feb. 18,
 1995, at Auburn

SEASON

Made: 647, 2017-18
 Attempted: 910, 2014-15
 Percentage: .792, 476 of 601, 1965-66

REBOUNDS

GAME

Made: 79 vs. Jacksonville State, Dec. 3, 1957, at Auburn

SEASON

Made: 1452, 1998-99
 Average: 52.8, 1957-58

FOULS

GAME

Number: 34 vs. Vanderbilt, Feb. 20, 1990, at Nashville, Tenn.

SEASON

Number: 734, 2018-19 (40 games)

ASSISTS

GAME

Made: 33 vs. Troy State, Dec. 11, 1991, at Auburn; vs. LSU, Feb. 12,
 1994, at Auburn

SEASON

Made: 572, 2018-19 (40 games)

TURNOVERS

GAME

Most Committed: 35 vs. Georgia Tech, Feb. 27, 1974, at Auburn
 Fewest Committed: 3 vs. Georgia, Jan. 19, 1970, at Athens, Ga.;
 at Mississippi State, Feb. 4, 2012, at Starkville, Miss.

SEASON

Most Committed: 551, 1995-96 (32 games)
 Fewest Committed: 363, 2013-14 (30 games)
 Fewest Committed (Avg.): 11.7 per game, 2018-19
 (466 in 40 games)

BLOCKS

GAME

Made: 17 vs. Nicholls State, Nov. 25, 2011, at Auburn
 (1 shy of SEC record 18 by Arkansas in 1996,
 Kentucky in 2011); 15 vs. Jacksonville State, Dec. 16, 1998,
 at Auburn; vs. Miami in the NIT, Mar. 14, 2001, at Auburn

SEASON

Made: 190, 2018-19 (40 games)

STEALS

GAME

Made: 21 vs. Louisiana-Monroe, Dec. 6, 2008, at Auburn

SEASON

Made: 369, 2018-19 (40 games)

ATTENDANCE

One Game: 72,711 at U.S. Bank Stadium, April 6, 2019 vs. Virginia (NCAA Tournament Final Four); 34,076 at Indiana Hoosier Dome, Mar. 14, 1987, vs. Indiana (NCAA Tournament Second Round)

Season Total: 498,043, 2018-19, 40 games (12,451 avg.); 414,189, 1999-2000, 34 games (12,182 avg.); 401,152, 1998-99, 33 games (12,156 avg.)

Season Home: 173,249, 2000-01, 17 games (10,191 avg.) - season tickets sold out;

157,500, 1999-2000, 15 games (10,500 avg.) - season tickets sold out;

150,721, 2019-20, 17 games (8,866 avg.) - season tickets sold out;

138,650, 2018-19, 17 games (8,156 avg.) - season tickets sold out;

133,033, 2014-15, 17 games (7,825 avg.) - season tickets sold out;

131,537, 2017-18, 16 games (8,221 avg.) - season tickets sold out;

126,483, 2010-11, 20 games (6,324 avg.);

123,881, 1998-99, 15 games (8,259 avg.);

123,244, 2015-16, 15 games (8,216 avg.) - season tickets sold out;

117,490, 2016-17, 15 games (7,833 avg.) - season tickets sold out;

110,534, 2011-12, 17 games (6,502 avg.);

100,291, 1992-93, 12 games (8,358 avg.);

Average Home: 10,500, 1999-2000, 15 games - season tickets sold out;

10,191, 2000-01, 17 games - season tickets sold out;

8,866, 2019-20, 17 games - season tickets sold out;

8,820, 1975-76, 11 games;

8,758, 1989-90, 11 games;

8,358, 1992-93, 12 games;

8,221, 2017-18, 16 games - season tickets sold out;

8,216, 2015-16, 15 games - season tickets sold out;

8,156, 2018-19, 17 games - season tickets sold out

SEC Average Home: 10,500, 1999-00, 8 games (cap. 10,500);

10,500, 2000-01, 8 games (cap. 10,500);

10,419, 1998-99, 8 games (cap. 10,500);

9,172, 1974-75, 9 games (cap. 12,500);

9,044, 2019-20, 9 games (cap. 9,121);

8,936, 2017-18, 9 games (cap. 9,121);

8,374, 2018-19, 9 games (cap. 9,121)

MISCELLANEOUS

GAME

Margin of Victory: 79 vs. White's Business College, 92-13, 1927-28

Margin of SEC Victory: 54 vs. Alabama, 94-40, Jan. 18, 1998

Margin of Defeat: 80 vs. Georgia, 92-12, 1912-13 at Athens, Ga.

SEASON

Most Wins: 30, 2018-19;

29, 1998-99;

26, 2017-18;

25, 2019-20;

24, 1999-2000 and 2008-09;

22, 1985-86 and 1984-85;

Win Streak: 30, 1957-58; 11 games, and 1958-59 19 games

Win Streak, Home: 36, 1957-61 (Jan. 26, 1957 to Jan. 7, 1961);

30, 1997-2000 (Mar. 11, 1998 to Mar. 1, 2000)

Most Losses: 23, 2012-13

Fewest Wins: 1, 1942-43 and 1929-30

Fewest Losses (Modern Era): 4, 1998-99



Beard-Eaves-Memorial Coliseum

RECORD BOOK - SINGLE-GAME

SCORING					
Pts	Player	Opponent	AU-Opp	Date	Site
60	John Mengelt	Alabama	121-78	2/14/1970	H
48	John Mengelt	Vanderbilt	96-94	2/20/1971	H
47	John Mengelt	Ole Miss	91-77	12/13/1969	H
45	John Mengelt	N.C. State	91-85	12/5/1970	H
44	Wesley Person	UAB	85-89	12/16/1993	H
44	Keenan Carpenter	LSU	91-104	2/8/1989	H
43	Ronnie Battle	Georgia	89-84	2/1/1992	H
42	John Mengelt	Kentucky	93-105	2/3/1969	A
41	John Mengelt	Kentucky	83-84	2/2/1970	H
40	Chuck Person	Vanderbilt	79-65	3/1/1986	A
40	Mike Mitchell	Georgia	95-71	1/10/1977	A
40	John Mengelt	Georgia	79-58	1/4/1971	A
40	John Mengelt	Vanderbilt	74-92	2/21/1970	H
39	Chuck Person	Florida	81-78	2/6/1985	A
39	Eddie Johnson	Tennessee	78-83	1/19/1976	A
38	Toney Douglas*	Nicholls State	92-78	11/24/2004	H
38	Marquis Daniels	Troy State	94-66	12/22/2002	N
38	Mike Mitchell	LSU	95-101	2/20/1978	H
38	Eddie Johnson*	Florida	77-85	2/16/1974	A
38	John Mengelt	Kentucky	83-102	3/1/1971	H
38	Joe Newton	Tulane	87-73	2/15/1965	H
37	John Mengelt	Ole Miss	86-85	3/6/1971	H
37	John Mengelt	Georgia	84-85	1/20/1969	H
36	Lance Weems	Arkansas	101-76	1/6/1996	H
36	Derrick Dennison	Vanderbilt	87-74	2/20/1990	A
36	Chris Morris	Bradley	90-86	3/17/1988	N
36	Chuck Person	Alabama	72-74	2/16/1985	A
36	Chuck Person	Villanova	95-83	12/28/1983	N
36	Bill Kirkpatrick	Howard	98-77	1/5/1955	H
36	John Mengelt	Vanderbilt	85-107	1/23/1971	A
36	John Mengelt	Florida	85-70	2/6/1971	H
35	Charles Barkley	Tennessee	77-80	1/24/1983	H
35	Stan Pietkiewicz	Tennessee	107-94	3/6/1978	H
35	Eddie Johnson	LSU	87-78	1/25/1975	A
35	John Mengelt	Ole Miss	97-103	12/12/1970	A
35	Ronnie Quick	Louisiana Tech	88-77	12/6/1966	H
35	Lee DeFore	Florida	86-66	2/9/1966	A
35	Lee DeFore	Jacksonville St.	78-50	12/7/1965	H
35	Lee DeFore	Rice	91-74	12/2/1965	H
34	Bryce Brown	Dayton	82-72	12/8/2018	H
34	Chris Porter	Navy	88-70	12/19/1998	A
34	Wesley Person	Ole Miss	85-88 (2ot)	1/19/1994	A
34	Derrick Dennison	LSU	78-76	3/9/1990	N
34	Mike Mitchell	Iona	82-105	12/17/1977	A
34	Gary England	Kentucky	79-91	3/3/1973	H
34	Lee DeFore	Florida State	80-64	12/27/1965	N
33	Samir Doughty	CSUN	116-70	11/15/2019	H
33	Toney Douglas*	Virginia	87-89	12/3/2004	N
33	Mack McGadney	Toledo	90-95 (2ot)	11/25/2000	N
33	Wesley Person	Troy State	141-116	12/11/1991	H
33	Keenan Carpenter	Florida	79-90	2/15/1989	A
33	Chuck Person	Delaware	95-63	12/22/1984	N
33	Myles Patrick	Mississippi St.	75-89	3/7/1977	A
33	Eddie Johnson*	Lamar	88-78	12/22/1973	N
33	Ernie Magri	Florida	103-100	2/12/1972	A
33	John Mengelt	Louisiana Tech	93-87	12/1/1970	H
33	John Mengelt	Vanderbilt	84-75	1/24/1970	A
32	Samir Doughty	Tennessee	85-63	3/7/2020	A
32	Chris Denson	Alabama	74-55	1/30/2014	H
32	Tay Waller	Mississippi St.	91-76	2/14/2009	H
32	Frank Tolbert	Vanderbilt	71-78	2/2/2008	A

Pts	Player	Opponent	AU-Opp.	Date	Site
32	Toney Douglas*	Florida	78-84	1/12/2005	H
32	Adam Harrington	Detroit	75-72	12/9/2000	N
32	Aaron Swinson	Kentucky	74-91	1/30/1994	H
32	Keenan Carpenter	Ole Miss	77-80	2/18/1989	A
32	Jeff Moore	EKU	97-82	12/15/1986	A
32	Mike Jones	Illinois	103-107	12/12/1987	A
32	Chuck Person	West Virginia	59-58	12/29/1984	A
32	Stan Pietkiewicz	Mississippi St.	85-74	1/30/1978	H
32	Mike Mitchell	Southern Cal	74-85	12/29/1977	N
32	Eddie Johnson	Vanderbilt	78-85	2/17/1975	A
32	Eddie Johnson*	Georgia	97-84	3/2/1974	H
32	John Mengelt	LSU	94-114	2/15/1971	A
32	John Mengelt	Houston	76-79	12/21/1970	A
32	Lee DeFore	Houston	76-89	12/30/1965	N
31	Jared Harper	UAB	75-71 (ot)	12/15/2018	A
31	Mustapha Heron	Winthrop	119-85	11/24/2017	H
31	Bryce Brown	Norfolk State	102-74	11/10/2017	H
31	Quan Prowell	Mississippi St.	78-89	2/27/2008	A
31	Marquis Daniels	South Carolina	67-60	1/15/2003	A
31	Ronnie Battle	Tennessee	88-75	1/20/1993	H
31	Aaron Swinson	Troy State	141-116	12/11/1991	H
31	Ronnie Battle	LSU	84-96	1/12/1991	H
31	Wesley Person	Tulane	84-71	12/28/1990	N
31	Chris Morris	Illinois	103-107	12/12/1987	A
31	Chuck Person	Ole Miss	75-73	2/22/1986	H
31	Chuck Person	Tennessee	75-60	2/9/1985	H
30	Chris Denson	Mississippi St.	92-82	2/15/2014	H
30	Earnest Ross	Georgia	72-81 (ot)	2/5/2011	A
30	Aaron Swinson	LSU	111-83	2/12/1994	H
30	Wesley Person	Tennessee	85-92	1/22/1994	A
30	Wesley Person	Old Dominion	101-87	12/18/1993	A
30	Wesley Person	Nicholls State	76-79	11/30/1993	H
30	Wesley Person	Old Dominion	96-85	12/28/1992	H
30	Gary Redding	Ole Miss	103-88	3/8/1976	H

*Freshman season

REBOUNDS					
Reb	Player	Opponent	AU-Opp	Date	Site
27	Rex Frederick	SMU	65-75	12/19/1957	A
25	Rex Frederick	Ole Miss	71-51	1/6/1958	A
24	Rex Frederick	Howard	101-70	1/2/1957	H
24	Bob Miller	Florida	67-71	2/21/1953	A
23	Mike Mitchell*	Mississippi St.	78-74	2/22/1975	A
22	Bill Alexander	Dartmouth	85-76	12/20/1969	N
22	Al Leapheart	Alabama	121-78	2/14/1970	H
22	Freddie Guy	Furman	107-86	12/29/1964	N
22	Rex Frederick	Alabama	69-50	2/28/1959	N
22	Dan Pridgen	Mississippi St.	92-85	2/24/1951	H
21	Pepto Bolden	Mississippi St.	60-67	2/23/1974	H
21	Jim Retseck	Mississippi St.	92-68	2/10/1971	H
21	Freddie Guy	Kentucky	79-99	2/22/1964	N
21	Rex Frederick	Tulane	63-49	2/17/1958	A
20	Kelvin Ardister	Tennessee	73-84	1/4/1989	H
20	Mike Mitchell	LSU	102-86	1/3/1976	A
20	Pepto Bolden*	Florida	77-85	2/16/1974	A
20	Jim Retseck	Alabama	83-72	1/11/1971	H
20	Rex Frederick	LSU	76-58	2/15/1958	A
20	Rex Frederick	St. Joseph's	66-64	12/18/1956	N
20	Jim Diamond	B'ham-South.	90-77	12/4/1954	H
20	Jim Martin	Mississippi St.	68-61	1/18/1952	A

* Freshman season

AUBURN ARENA RECORDS

INDIVIDUAL

AUBURN

Points: 34, Bryce Brown vs. Dayton, Dec. 8, 2018
Field Goals: 12, Chris Denson vs. Northwestern State,
Nov. 15, 2013; Bryce Brown vs. Norfolk State, Nov. 10, 2017
Field Goals Attempted: 24, Kareem Canty vs. Oklahoma State,
Jan. 30, 2016
3-Pointers Made: 8, Bryce Brown vs. South Carolina,
March 3, 2018
3-Pointers Attempted: 15, Earnest Ross vs. LSU, Jan. 8, 2011
Free Throws: 14, Jared Harper vs. Ole Miss, Jan. 7, 2017;
Samir Doughty vs. Kentucky, Feb. 1, 2020
Free Throws Attempted: 18, Cinmeon Bowers vs. Missouri,
Jan. 10, 2015; Austin Wiley vs. Alabama, Jan. 21, 2017
Rebounds: 18, Cinmeon Bowers vs. Alabama, Jan. 19, 2016;
Cinmeon Bowers vs. Ole Miss, Feb. 20, 2016
Assists: 16, J'Von McCormick vs. CSUN, Nov. 15, 2019
Blocks: 10, Kenny Gabriel vs. Bethune-Cookman, Jan. 2, 2012

OPPONENTS

Points: 33, Xavier Munford vs. Rhode Island, Nov. 25, 2012
Field Goals: 12, Chris Cokley vs. UAB, Nov. 13, 2015
Field Goals Attempted: 24, Xavier Munford vs. Rhode Island,
Nov. 25, 2012
3-Pointers Made: 8, Xavier Munford vs. Rhode Island,
Nov. 25, 2012; Josh Davis vs. Samford, Nov. 19, 2010
3-Pointers Attempted: 17, Jaden Shackelford vs. Alabama,
Feb. 12, 2020
Free Throws: 16, J.J. Frazier vs. Georgia, Feb. 24, 2016
Free Throws Attempted: 16, J.J. Frazier vs. Georgia, Feb. 24, 2016
Rebounds: 17, Gavin Ware vs. Mississippi State, Jan. 21, 2015
Assists: 13, Kira Lewis Jr. vs. Alabama, Feb. 12, 2020
Blocks: 7, Nerlens Noel vs. Kentucky, Jan. 19, 2013
Steals: 6, Ayron Hardy vs. Jacksonville, Nov. 27, 2010;
Chris Thomas vs. Texas Southern, Dec. 23, 2014

TEAM

AUBURN

Points in a Game: 119 vs. Northwestern State, Nov. 27, 2015;
vs. Winthrop, Nov. 24, 2017; 117 vs. Coastal Carolina,
Dec. 15, 2016; 116 vs. CSUN, Nov. 15, 2019; 105 vs. Louisiana,
Nov. 21, 2014; 103 vs. Mississippi College, Nov. 14, 2018;
101 vs. South Alabama, Nov. 6, 2018
Points in a Half: 66 vs. CSUN (1st), Nov. 15, 2019
Fewest Points in a Game: 40 vs. Florida, Jan. 20, 2011
Field Goals: 43 vs. Northwestern State, Nov. 27, 2015; 42 vs.
Winthrop, Nov. 24, 2017; 42 vs. CSUN, Nov. 15, 2019
Field Goals Attempted: 81 vs. Northwestern State, Nov. 15, 2013;
80 vs. Mississippi College, Nov. 14, 2018
Field Goal Percentage: .654 vs. Ark.-Pine Bluff, 34 of 52,
Dec. 30, 2013
3-Pointers Made: 21 vs. Coastal Carolina, Dec. 15, 2016; 18 vs.
South Alabama, Nov. 6, 2018; 18 vs. CSUN, Nov. 15, 2019
3-Pointers Attempted: 44 vs. LSU, Feb. 8, 2020; 42 vs. Coastal
Carolina, Dec. 15, 2016; 41 vs. Missouri, Jan. 30, 2019
Free Throws: 37 vs. Mississippi State, Feb. 15, 2014
Free Throws Attempted: 44 vs. Kentucky, Feb. 1, 2020
Free Throw Pct. (Min. 10 att.): .938 (15 of 16) vs. CSUN,
Nov. 15, 2019

Free Throw Pct. (Min. 30 att.): .902 (37 of 41) vs.
Mississippi State, Feb. 15, 2014
Rebounds: 66 vs. Mississippi College, Nov. 14, 2018
Assists: 27 vs. CSUN, Nov. 15, 2019
Steals: 20 vs. North Florida, Dec. 29, 2018
Blocks: 17 vs. Nicholls State, Nov. 25, 2011

OPPONENTS

Points in a Game: 114 by Florida, Feb. 14, 2017
Fewest Points in a Game: 37 by Alabama, Feb. 6, 2013
Field Goals Attempted: 84 by Alabama, Feb. 12, 2020
3-Pointers Made: 22 by Alabama, Feb. 12, 2020
3-Pointers Attempted: 59 by Alabama, Feb. 12, 2020
3-Point Pct: .588 by Vanderbilt (10 of 17), Jan. 8, 2020
Free Throws Made: 37 by Florida, Feb. 14, 2017
Free Throws Attempted: 42 by Florida, Feb. 14, 2017
Rebounds: 52 by USC Upstate, Nov. 29, 2016; 51 by Texas A&M,
Mar. 1, 2016
Fouls: 31 by Georgia State, Nov. 14, 2016; Mississippi State,
Feb. 15, 2014; Nicholls, Nov. 8, 2013

MISCELLANEOUS

Win-Loss Record: 115-54 (.680) - 10 seasons
Most Combined Points: 209, 95-114 vs. Florida, Feb. 14, 2017
Widest AU Victory Margin: 51, 103-52 over Mississippi College;
50, 92-42 over Grambling State, Dec. 11, 2012
Widest Margin of Defeat for AU: 31, 83-52 by Florida,
Feb. 16, 2013
Most Wins by AU in a Single Season: 16 (2019-20)
Most Games Lost by AU in a Single Season: 11 (2010-11)
Longest Winning Streak: 19 (Feb. 20, 2019-March 4, 2020)
Longest Losing Streak: 7 (last seven games of 2014-15 season)
Number of 100-Point Games by AU: 6
Number of 100-Point Games by Opponents: 3

ATTENDANCE

Season Home: 150,721, 2019-20, 17 games (8,866 avg.);
138,650, 2018-19, 17 games (8,156 avg.);
133,033, 2014-15, 17 games (7,825 avg.);
131,537, 2017-18, 16 games (8,221 avg.);
126,483, 2010-11, 20 games (6,324 avg.);
123,244, 2015-16, 15 games (8,216 avg.)
Average Home: 8,866, 2019-20, 17 games (150,721 total);
8,221, 2017-18, 16 games (131,537 total);
8,216, 2015-16, 15 games (123,244 total);
8,156, 2018-19, 17 games (138,650 total);
7,833, 2016-17, 15 games (117,490 total);
7,825, 2014-15, 17 games (133,033 total)

AUBURN ARENA ATTENDANCE

Season	Games	Attendance	Avg.	Record	Pct
2010-11	20	126,483	6,324	9-11	.450
2011-12	17	110,534	6,502	14-3	.824
2012-13	17	106,375	6,257	7-10	.412
2013-14	18	104,815	5,823	12-6	.667
2014-15	17	133,033	7,825	9-8	.529
2015-16	15	123,244	8,216	8-7	.533
2016-17 ##	15	117,490	7,833	## 4-5	.444
2017-18	16	131,537	8,221	15-1	.938
2018-19	17	138,650	8,156	15-2	.882
2019-20	17	150,721	8,866	16-1	.941
2020-21 **	13	23,712	1,824	8-5	.615
11 seasons	182	1,266,594	6,959	117-59	.665

** Capacity restrictions due to COVID-19 pandemic

Record from 2016-17 do not include results that were vacated by the NCAA Committee on Infractions.

Capacity Crowds in Auburn Arena

1.	9,121	UNC Asheville	11-12-10	69-70
2.	9,121	Alabama	1-22-11	58-68
3.	9,121	Mississippi State	2-12-11	65-62
4.	9,121	Kentucky (#2)	1-11-12	53-68
5.	9,121	Kentucky	1-19-13	53-75
6.	9,121	South Carolina	1-16-15	71-68
7.	9,121	Ole Miss	2-7-15	79-86
8.	9,121	Alabama	2-17-15	68-79
9.	9,121	Georgia	3-7-15	61-64
10.	9,121	UAB	11-13-15	75-74
11.	9,121	Kentucky (#13)	1-16-16	75-70
12.	9,121	Alabama	1-19-16	83-77
13.	9,121	Georgia	12-29-16	84-96
14.	9,121	Ole Miss	1-7-17	85-88
15.	9,121	Alabama	1-21-17	84-64
16.	9,121	Ole Miss	1-9-18	85-70
17.	9,121	Georgia	1-20-18	79-65
18.	9,121	LSU	1-27-18	95-70
19.	9,121	Vanderbilt	2-3-18	93-81
20.	9,121	Kentucky	2-14-18	76-66
21.	9,121	Alabama	2-21-18	90-71
22.	9,121	South Carolina	3-3-18	79-70
23.	9,121	Washington (#25)	11-9-18	88-66
24.	9,121	Georgia	1-12-19	93-78
25.	9,121	Kentucky (#12)	1-19-19	80-82
26.	9,121	Alabama	2-2-19	84-63
27.	9,121	Mississippi State	3-2-19	80-75
28.	9,121	Tennessee (#5)	3-9-19	84-80
29.	9,121	NC State	12-19-19	79-73
30.	9,121	Lehigh	12-21-19	74-51
31.	9,121	Lipscomb	12-29-19	86-59
32.	9,121	Vanderbilt	1-8-20	83-79
33.	9,121	Georgia	1-11-20	82-60
34.	9,121	Iowa State	1-25-20	80-76
35.	9,121	Kentucky (#13)	2-1-20	75-66
36.	9,121	LSU (#18)	2-8-20	91-90
37.	9,121	Alabama	2-12-20	95-91
38.	9,121	Tennessee	2-22-20	73-66
39.	9,121	Ole Miss	2-25-20	67-58
40.	9,121	Texas A&M	3-4-20	75-78

BEARD-EAVES-MEMORIAL COLISEUM RECORDS

INDIVIDUAL

AUBURN

Points: 60, John Mengelt vs. Alabama, Feb. 14, 1970
 Field Goals: 23, John Mengelt vs. Alabama, Feb. 14, 1970
 Field Goals Attempted: 44, John Mengelt vs. Alabama, Feb. 14, 1970
 3-Pointers Made: 10, Lance Weems vs. Arkansas, Jan. 6, 1996
 3-Pointers Attempted: 19, Lance Weems v. Arkansas, Jan. 6, 1996
 Free Throws: 15, Eddie Johnson vs. Miss. State, Jan. 20, 1975;
 John Mengelt vs. N.C. State, Dec. 5, 1970
 Free Throws Attempted: 21, Bryant Smith vs. Georgia, Jan. 3, 1998
 Rebounds: 22, Al Leapheart vs. Alabama, Feb. 14, 1970
 Assists: 14, Eddie Johnson vs. Tennessee, Feb. 16, 1976
 Blocks: 13, Kyle Davis vs. Miami in the NIT, Mar. 14, 2001

OPPONENTS

Points: 46, Pete Maravich vs. LSU, Jan. 11, 1969
 Field Goals Attempted: 41, Pete Maravich vs. LSU, Jan. 11, 1969
 3-Pointers Made: 9 by Freddie Banks vs. UNLV, Feb. 1, 1987
 3-Pointers Attempted: 17, Lester Hudson vs. UT-Martin, Mar. 18, 2009 in NIT First Round
 Free Throws: 16, Ansu Sesay vs. Ole Miss, Jan. 31, 1998
 Free Throws Attempted: 18, Pete Maravich vs. LSU, Jan. 11, 1969

TEAM

AUBURN

Points in a Game: 141 vs. Troy State, Dec. 11, 1991
 Points in a Half: 78 vs. Troy State, Dec. 11, 1991
 Fewest Points in a Game: 43 vs. Tennessee, Jan. 15, 1997;
 vs. Vanderbilt, Feb. 16, 2005
 Field Goals: 55 vs. Troy State, Dec. 11, 1991
 Field Goals Attempted: 100 vs. Western Carolina, Dec. 4, 1973
 Field Goal Percentage: .683 vs. Georgia State, 41 of 60,
 Nov. 26, 2002
 3-Pointers Made: 15 vs. West Florida, Dec. 12, 1994; vs. Arkansas,
 Jan. 6, 1996; vs. Nicholls State, Nov. 24, 2004
 3-Pointers Attempted: 36 vs. #12 LSU, Mar. 1, 2000

Free Throws: 40 vs. Mississippi State, Jan. 20, 1975
 Free Throws Attempted: 45 vs. VCU, Mar. 3, 1975
 Free Throw Pct.: (Min. 10 att.): 1.000 vs. Alabama, 11 of 11,
 Feb. 18, 1995; (Min. 30 att.): .949 vs. Ole Miss, 37 of 39,
 Jan. 8, 1995
 Rebounds: 78 vs. VCU, Mar. 3, 1975
 Assists: 33 vs. Troy State, Dec. 11, 1991; 33 vs. LSU, Feb. 12, 1994
 Steals: 21 vs. Louisiana-Monroe, Dec. 6, 2008
 Blocks: 15 vs. Miami, Mar. 14, 2001 in the NIT

OPPONENTS

Points in a Game: 117 by Arkansas, Jan. 15, 1994
 Fewest Points in a Game: 32 by Tuskegee, Dec. 17, 2008; 35 by
 Tennessee, Jan. 15, 1997; Coppin State, Dec. 13, 1999
 Field Goals Attempted: 109 by VCU, Mar. 3, 1975
 3-Pointers Made: 18 by Troy State, Dec. 11, 1991
 3-Pointers Attempted: 59 by Troy State, Dec. 11, 1991
 3-Point Pct: .600 by Xavier, 16 of 26, Jan. 6, 2008
 Free Throws Made: 31 by Florida, Feb. 6, 1991
 Free Throws Attempted: 46 by Florida, Feb. 6, 1991
 Rebounds: 63 by UNLV, Dec. 12, 2004
 Fouls: 33 by Kentucky, Jan. 26, 1976; Mississippi State,
 Jan. 20, 1975

MISCELLANEOUS

Win-Loss Record: 393-183 (.682) - 42 seasons
 Most Combined Points: 257, 141-116 over Troy State, Dec. 11, 1991
 Widest AU Victory Margin: 56, 100-44 over Ark.-Pine Bluff,
 Nov. 21, 1999; 55, 100-45 over Stony Brook, Jan. 2, 2000;
 54, 94-40 over Alabama, Jan. 18, 1998; 114-60 over
 Southeastern Louisiana, Nov. 13, 1998
 Widest Margin of Defeat for AU: 26, 87-61 by LSU, Feb. 24, 1983
 Most Wins by AU in a Single Season: 18 (2008-09)
 Most Games Lost by AU in a Single Season: 8 (1993-94)
 Longest Winning Streak: 36 (1956-57 season to 1960-61);
 30 (1997-98 season to 1999-2000)
 Longest Losing Streak: 6 (1993-94, 1990-91, 1988-89)
 Number of 100-Point Games by AU: 29
 Number of 100-Point Games by Opponents: 8



Beard-Eaves-Memorial Coliseum

BEARD-EAVES-MEMORIAL COLISEUM ATTENDANCE

Season	Games	Attendance	Avg.	Record	Pct
1968-69	10	71,078	7,107	8-2	.800
1969-70	11	62,296	5,663	5-6	.455
1970-71	11	44,881	4,080	7-4	.636
1971-72	12	49,395	4,116	6-6	.500
1972-73	12	45,184	3,765	5-7	.417
1973-74	12	64,300	5,358	6-6	.500
1974-75	12	98,965	8,247	12-0	1.000
1975-76	11	97,024	8,820	9-2	.818
1976-77	12	83,254	6,938	6-6	.500
1977-78	12	78,241	6,520	8-4	.667
1978-79	11	66,074	6,007	4-7	.364
1979-80	10	68,534	6,853	5-5	.500
1980-81	13	68,601	5,277	6-7	.462
1981-82	13	69,647	5,357	11-2	.846
1982-83	13	86,098	6,623	10-3	.769
1983-84	11	73,392	6,672	9-2	.818
1984-85	14	84,926	6,066	10-4	.714
1985-86	11	79,585	7,235	10-1	.909
1986-87	14	95,541	6,824	11-3	.786
1987-88	13	92,265	7,097	10-3	.769
1988-89	14	80,658	5,761	7-7	.500
1989-90	11	96,339	8,758	7-4	.636
1990-91	14	95,744	6,839	7-7	.500
1991-92	12	90,202	7,517	8-4	.667
1992-93	12	100,291	8,358	9-3	.750
1993-94	15	83,682	5,579	7-8	.467
1994-95	13	82,446	6,342	9-4	.692
1995-96	14	96,206	6,872	9-5	.643
1996-97	15	87,323	5,822	11-4	.733
1997-98	15	91,509	6,100	12-3	.800
1998-99	15	123,881	8,259	15-0	1.000
1999-00	15	157,500 (c)	10,500 (c)	14-1	.933
2000-01	18	173,249	10,191	12-5	.706
2001-02	16	151,200	9,450	11-5	.688
2002-03	17	120,994	7,117	13-4	.765
2003-04	17	114,726	6,749	12-5	.706
2004-05	15	68,880	4,592	8-7	.533
2005-06	16	73,465	4,592	11-5	.688
2006-07	20	106,198	5,310	15-5	.750
2007-08	15	80,882	5,392	8-7	.533
2008-09	22	112,374	5,108	18-4	.818
2009-10	17	106,867	6,286	12-5	.706
42 seasons	575	3,773,897	6,563	393-182	.683

Capacity Crowds in Beard-Eaves-Memorial Coliseum				
1.	10,108	Arkansas (#4)	1-14-95	104-90
2.	10,108	Alabama (#18)	2-18-95	73-86
3.	10,108	Georgia (#17)	1-13-96	89-86
4.	10,108	Mississippi State	2-4-96 (ot)	75-78
5.	10,108	Alabama	2-14-96	72-75
6.	10,108	Kentucky (#1)	2-27-96	73-88
7.	10,108	Alabama	1-18-98	94-40
8.	10,500	Tennessee	1-2-99	90-62
9.	10,500	Arkansas (#18)	1-6-99	83-66
10.	10,500	Florida	1-16-99	88-69
11.	10,500	Mississippi State	1-27-99	64-54
12.	10,500	LSU	2-6-99	80-54
13.	10,500	Alabama	2-13-99	102-61
14.	10,500	Vanderbilt	2-17-99	81-63
15-29.	10,500	1999-2000 season		14-1 overall
30-45.	10,500	2000-01 season (all but NIT)		11-5 overall
46.	10,500	Alabama (#14)	1-12-02	59-56
47.	10,500	Kentucky (#8)	1-22-02	62-69
48.	10,500	Alabama (#9)	1-18-03	77-68
49.	10,500	Kentucky (#9)	2-21-04	59-68
50.	10,500	Alabama	2-24-04	71-72
51.	10,500	Alabama	1-11-06	52-56
52.	10,500	Alabama (#12)	1-23-07	81-57
53.	11,700	Florida (#1)	1-27-07	66-91
54.	10,500	Alabama	2-24-08	88-76
55.	11,007	LSU (#11)	3-7-09	69-53
56.	11,669	Kentucky (#2)	1-16-10	67-72
57.	10,775	Alabama	1-30-10	58-57

* Capacity reduced 12,500 to 10,108; increased to 10,500 in 1998-99

Single-Game Attendance Highs

1.	12,620	Alabama	3-3-93	78-70
2.	12,612	Alabama	1-10-76	62-63
3.	12,604	Alabama	1-3-91	56-68
4.	12,599	Kentucky	2-10-88	62-69
5.	12,583	UNLV	2-1-87	85-104
6.	12,579	Alabama	2-28-90	65-80
7.	12,578	Alabama	1-27-88	84-74
8.	12,571	Alabama	1-28-89	64-67
	12,571	Kentucky	1-9-78	71-101
10.	12,542	Alabama	1-5-83	91-80
11.	12,534	Alabama	1-18-92	81-63
12.	12,531	Alabama	1-3-77	71-74
13.	12,507	Kentucky	2-8-92	67-85
14.	12,506	Alabama	3-8-75	76-70
15.	12,494	Vanderbilt	1-18-75	93-89
16.	12,468	LSU	2-16-70	64-70

CAREER RECORDS

POINTS


1. Chuck Person	1982-86	2,311
2. Mike Mitchell	1974-78	2,123
3. Wesley Person	1990-94	2,066
4. Eddie Johnson	1973-77	1,988
5. John Mengelt	1968-71	1,920
6. Ronnie Battle	1989-93	1,916
7. Chris Morris	1984-88	1,717
8. Bryce Brown	2015-19	1,673
9. Frankie Sullivan	2008-13	1,556
10. Jeff Moore	1984-88	1,549
11. Marquis Daniels	1999-03	1,530
12. Scott Pohlman	1997-2001	1,442
13. DeWayne Reed	2006-10	1,428
14. Jared Harper	2016-19	1,427
15. Rasheem Barrett	2005-09	1,396
16. Frank Ford	1983-87	1,389
17. Lee DeFore	1963-66	1,386
Aaron Swinson	1991-94	1,386
19. Gary Redding	1972-76	1,334
20. Doc Robinson	1996-2000	1,332
21. Stan Pietkiewicz	1974-78	1,265
22. Frank Tolbert	2004-08	1,242
23. Darrell Lockhart	1979-83	1,236
24. Wes Flanigan	1993-97	1,228
25. KT Harrell	2013-15	1,196

SCORING AVERAGE

1. John Mengelt	1968-71	24.8
2. Mike Mitchell	1974-78	20.4
3. Eddie Johnson	1973-77	19.5
4. Wesley Person	1990-94	19.1
5. Lee DeFore	1963-66	19.0
6. KT Harrell	2013-15	18.4
7. Chuck Person	1982-86	18.3
8. Aaron Swinson	1991-94	16.9
9. Ronnie Battle	1989-93	16.8
10. Mustapha Heron	2016-18	15.8

REBOUNDS

1. Mike Mitchell	1974-78	996
2. Jeff Moore	1984-88	950
3. Chuck Person	1982-86	940
4. Gary Redding	1972-76	936
5. Rex Frederick	1956-59	904
6. Chris Morris	1984-88	860
7. Charles Barkley	1981-84	806
8. Mamadou N'diaye	1996-2000	798
9. Korvotney Barber	2005-09	762
10. Earl Banks	1977-81	730



Mike Mitchell

REBOUND AVERAGE

1. Rex Frederick	1956-59	14.3
2. Layton Johns	1960-63	10.2
3. Mike Mitchell	1974-78	9.6
Charles Barkley	1981-84	9.6
Cinmeon Bowers	2014-16	9.6
5. Freddie Guy	1962-65	9.5
6. Bill Alexander	1967-70	9.0
Gary Redding	1972-76	9.0

FIELD GOALS MADE

1. Chuck Person	1982-86	1,017
2. Mike Mitchell	1974-78	926
3. Eddie Johnson	1973-77	789
4. Wesley Person	1990-94	772
5. Ronnie Battle	1989-93	717
6. John Mengelt	1968-71	712
7. Chris Morris	1984-88	694
8. Jeff Moore	1984-88	608
9. Marquis Daniels	1999-2003	597
10. Aaron Swinson	1991-94	574

FIELD GOALS ATTEMPTED

1. Chuck Person	1982-86	1,899
2. Mike Mitchell	1974-78	1,830
3. Eddie Johnson	1973-77	1,777
4. Ronnie Battle	1989-93	1,556
5. Wesley Person	1990-94	1,533
6. John Mengelt	1968-71	1,462
7. Chris Morris	1984-88	1,386
8. Bryce Brown	2015-19	1,351
9. Scott Pohlman	1997-2001	1,274
10. Rasheem Barrett	2005-09	1,254

FIELD GOAL PERCENTAGE

1. Charles Barkley	1981-84	467-746	.626
2. Aaron Swinson	1991-94	574-943	.609
3. Porter Gilbert	1958-61	250-419	.597
4. Korvotney Barber	2005-09	476-812	.586
5. Chris Davis	1994-95	131-226	.580
6. Austin Wiley	2016-20	257-447	.575
7. Layton Johns	1960-63	285-499	.571
8. Joe Newton	1962-65	238-418	.570
9. Aubrey Wiley	1991-94	249-440	.566
10. Marco Killingsworth	2001-04	405-726	.558

3-POINT FIELD GOALS MADE

1. Bryce Brown	2015-19	382
2. Wesley Person	1990-94	262
3. Lance Weems	1992-96	240
4. Ronnie Battle	1989-93	236
5. Frankie Sullivan	2008-13	228
6. Jared Harper	2016-19	213
7. Scott Pohlman	1997-2001	206
8. Tay Waller	2008-10	187
9. Daymeon Fishback	1996-2000	185
10. DeWayne Reed	2006-10	184

3-POINT FIELD GOALS ATTEMPTED

1. Bryce Brown	2015-19	975
2. Frankie Sullivan	2008-13	713
3. Lance Weems	1992-96	626
4. Scott Pohlman	1997-2001	609
5. Wesley Person	1990-94	594
Jared Harper	2016-19	594
7. DeWayne Reed	2006-10	575
8. Ronnie Battle	1989-93	558
9. Daymeon Fishback	1996-2000	530
10. Tay Waller	2008-10	484

3-POINT FIELD GOAL PCT. (MIN. 1.0 PER GAME)

1. Wesley Person	1990-94	262-594	.441
2. Ronnie Battle	1989-93	236-558	.423
3. John Caylor	1986-91	65-157	.414
4. Keenan Carpenter	1987-89	103-251	.410
5. Larry Patrick	1989-91	38-94	.404
6. KT Harrell	2013-15	164-410	.400
7. Bryce Brown	2015-19	382-975	.392
8. Gerald White	1983-87	34-87	.391
9. Ray Donald	1994-96	93-239	.389
Chuma Okeke	2017-19	89-229	.389

FREE THROWS MADE

1. John Mengelt	1968-71	496
2. Eddie Johnson	1973-77	410
3. Chris Denson	2010-14	341
4. Wes Flanigan	1993-97	338
5. Frankie Sullivan	2009-13	334
6. Jeff Moore	1984-88	329
7. DeWayne Reed	2006-10	324
8. KT Harrell	2013-15	296
9. Reggie Gallon	1989-93	289
10. Chris Morris	1984-88	287

FREE THROWS ATTEMPTED

1. John Mengelt	1968-71	619
2. Jared Harper	2016-19	528
3. Chris Denson	2010-14	527
4. Eddie Johnson	1973-77	512
5. DeWayne Reed	2006-10	492

6. Wes Flanigan	1993-97	485
7. Korvotney Barber	2005-09	445
8. Frankie Sullivan	2009-13	431
9. Chris Brandt	1988-92	429
Jeff Moore	1984-88	429

FREE THROW PERCENTAGE

1. Ian Young	2004-05	120-140	.857
2. Danjel Purifoy	2016-20	135-159	.849
3. KT Harrell	2013-15	296-353	.839
4. Stan Pietkiewicz	1974-78	241-289	.834
5. Ray Donald	1994-96	113-136	.831
6. Lee DeFore	1963-66	278-338	.822
7. Scott Pohlman	1997-2001	240-293	.819
8. Jimmy Fibbe	1958-61	198-247	.802
9. John Mengelt	1968-71	496-619	.801
10. Eddie Johnson	1973-77	410-512	.800

ASSISTS

1. Gerald White	1983-87	624
2. Wes Flanigan	1993-97	573
3. Doc Robinson	1996-2000	568
4. Quantez Robertson	2005-09	529
5. Jared Harper	2016-19	511
6. Eddie Johnson	1973-77	499
7. DeWayne Reed	2006-10	477
8. Reggie Gallon	1989-93	466
9. Paul Daniels	1980-84	460
10. Stan Pietkiewicz	1974-78	356

BLOCKS

1. Kyle Davis	2000-04	360
2. Mamadou N'diaye	1996-2000	241
3. Anfernee McLemore	2016-20	187
4. Horace Spencer	2015-19	170
5. Korvotney Barber	2005-09	155
6. Charles Barkley	1981-84	145
7. Chris Morris	1984-88	141
8. Pat Burke	1993-97	133
9. Austin Wiley	2016-20	118
10. Asauhn Dixon-Tatum	2012-14	108

STEALS

1. Quantez Robertson	2005-09	210
DeWayne Reed	2006-10	210
3. Marquis Daniels	1999-2003	208
4. Frankie Sullivan	2008-13	190
5. Chris Morris	1984-88	189
6. Bryant Smith	1995-99	186
7. Reggie Gallon	1989-93	177
8. Gerald White	1983-87	164
10. Frank Ford	1983-87	156

Note: Figures not available prior to 1978-79 season.

GAMES PLAYED

1. Frankie Sullivan	2009-13	134
2. Bryce Brown	2018-19	131
3. Anfernee McLemore	2016-20	130
4. Scott Pohlman	1997-2001	129
Frank Ford	1983-87	129
DeWayne Reed	2006-10	120
7. Doc Robinson	1996-2000	128
Mamadou N'diaye	1996-2000	128
Chris Morris	1984-88	128
10. Daymeon Fishback	1996-2000	127

SINGLE-SEASON RECORDS - INDIVIDUAL

POINTS

1.	Chuck Person	1984-85	747
2.	John Mengelt	1970-71	738
3.	Chuck Person	1985-86	710
4.	John Mengelt	1969-70	696
5.	Mike Mitchell	1977-78	671
6.	KT Harrell	2014-15	648
7.	Bryce Brown	2018-19	637
8.	Marquis Daniels	2002-03	625
9.	Wesley Person	1993-94	621
10.	Chris Morris	1987-88	620
11.	Lee DeFore	1965-66	615
12.	Jared Harper	2018-19	613
13.	Chuck Person	1983-84	593
14.	Aaron Swinson	1993-94	579
15.	Chris Denson	2013-14	572
16.	Eddie Johnson	1973-74	567
17.	KT Harrell	2013-14	548
18.	Wesley Person	1991-92	538
	Jeff Moore	1986-87	538
20.	Keenan Carpenter	1988-89	531

SCORING AVERAGE

1.	John Mengelt	1970-71	28.4
2.	John Mengelt	1969-70	26.8
3.	Mike Mitchell	1977-78	24.9
4.	Lee DeFore	1965-66	23.7
5.	Wesley Person	1993-94	22.2
6.	Chuck Person	1984-85	22.0
7.	Eddie Johnson	1973-74	21.8
8.	Chuck Person	1985-86	21.5
9.	Eddie Johnson	1974-75	20.9
10.	Aaron Swinson	1993-94	20.7
	Chris Morris	1987-88	20.7
12.	Sharife Cooper	2020-21	20.2
13.	Wesley Person	1991-92	19.9
14.	Eddie Johnson	1975-76	19.7
15.	Mike Mitchell	1976-77	19.4
	John Mengelt	1968-69	19.4
17.	Chris Denson	2013-14	19.1
	Chuck Person	1983-84	19.1
	Stan Pietkiewicz	1977-78	19.1
20.	Keenan Carpenter	1988-89	19.0

REBOUNDS

1.	Korvotney Barber	2008-09	347
2.	Cinmeon Bowers	2014-15	326
3.	Rex Frederick	1957-58	325
4.	Rex Frederick	1956-57	322
5.	Bill Alexander	1969-70	316
6.	Freddie Guy	1964-65	306
7.	Chuck Person	1984-85	303
8.	Pepto Bolden	1973-74	302
9.	Chris Morris	1987-88	295
10.	Jim Retseck	1970-71	294

REBOUND AVERAGE

1.	Rex Frederick	1956-57	15.3
2.	Rex Frederick	1957-58	14.8
3.	Rex Frederick	1958-59	12.9
4.	Layton Johns	1962-63	12.4
5.	Bob Miller	1952-53	12.3
6.	Freddie Guy	1964-65	12.2
7.	Bill Alexander	1969-70	12.1
8.	Pepto Bolden	1973-74	11.6
9.	Bob Miller	1953-54	11.5
10.	Mike Mitchell	1974-75	11.4

FIELD GOALS MADE

1.	Chuck Person	1984-85	334
2.	Chuck Person	1985-86	310
3.	Mike Mitchell	1977-78	283
4.	John Mengelt	1970-71	265
5.	John Mengelt	1969-70	258
6.	Chuck Person	1983-84	255
7.	Marquis Daniels	2002-03	244
8.	Chris Morris	1987-88	241
	Lee DeFore	1965-66	241
10.	Aaron Swinson	1993-94	234

FIELD GOALS ATTEMPTED

1.	Chuck Person	1984-85	614
2.	Chuck Person	1985-86	597
3.	John Mengelt	1969-70	554
4.	John Mengelt	1970-71	548
5.	Mike Mitchell	1977-78	544
6.	Eddie Johnson	1973-74	538
7.	Lee DeFore	1965-66	516
8.	Chris Morris	1987-88	501
9.	Marquis Daniels	2002-03	476
10.	Chuck Person	1983-84	470



Lee DeFore

FIELD GOAL PERCENTAGE

1. Charles Barkley	1982-83	161-250	.644
2. Charles Barkley	1983-84	162-254	.638
3. Aaron Swinson	1993-94	234-371	.631
4. Joe Newton	1964-65	126-208	.606
5. Aaron Swinson	1992-93	183-305	.600
6. Charles Barkley	1981-82	144-242	.595
7. Aaron Swinson	1991-92	157-267	.588
8. Marco Killingsworth	2003-04	145-247	.587
9. Layton Johns	1961-62	129-221	.584
Austin Wiley	2016-17	73-125	.584

3-POINT FIELD GOALS MADE

1. Bryce Brown	2018-19	141
2. Lance Weems	1995-96	108
3. Bryce Brown	2017-18	107
4. Tay Waller	2008-09	100
5. KT Harrell	2014-15	98
Jared Harper	2018-19	98
7. Wesley Person	1993-94	93
8. Tay Waller	2009-10	87
9. Keenan Carpenter	1988-89	84
10. Lance Weems	1994-95	78
Bryce Brown	2015-16	78

3-POINT FIELD GOALS ATTEMPTED

1. Bryce Brown	2018-19	344
2. Bryce Brown	2017-18	280
3. Lance Weems	1995-96	279
4. Tay Waller	2008-09	272
5. Jared Harper	2018-19	265
6. KT Harrell	2014-15	226
7. Tay Waller	2009-10	212
8. Adam Harrington	2000-01	211
Bryce Brown	2015-16	211
10. Wesley Person	1993-94	210

3-POINT FIELD GOAL PCT. (MIN. 1.0 PER GAME)

1. Ronnie Battle	1991-92	71-139	.511
2. Wesley Person	1991-92	69-141	.489
3. Franklin Williams	1995-96	32-68	.471
4. Wesley Person	1992-93	58-125	.464
5. Wesley Person	1993-94	93-210	.443
6. KT Harrell	2014-15	98-226	.434
7. Quan Prowell	2006-07	35-81	.432
8. Samir Doughty	2018-19	45-106	.425
9. Mustapha Heron	2016-17	44-104	.423
10. John Caylor	1987-88	40-95	.421

FREE THROWS MADE

1. John Mengelt	1970-71	208
2. John Mengelt	1969-70	180
3. Chris Denson	2013-14	176
4. Jared Harper	2017-18	166
5. KT Harrell	2014-15	162
6. Jared Harper	2018-19	149
7. Wally Tinker	1967-68	148
Samir Doughty	2019-20	148
9. Bob Miller	1953-54	144
10. Mustapha Heron	2017-18	139

FREE THROWS ATTEMPTED

1. Chris Denson	2013-14	268
2. John Mengelt	1970-71	256
3. John Mengelt	1969-70	225
4. Bob Miller	1953-54	213
5. Cinmeon Bowers	2014-15	207
6. Mustapha Heron	2017-18	202
7. Wally Tinker	1967-68	199
KT Harrell	2014-15	199
9. Tyler Harris	2015-16	194
10. Samir Doughty	2019-20	193

FREE THROW PERCENTAGE

1. Eddie Johnson	1974-75	102-116	.879
Danjel Purifoy	2016-17	80-91	.879
3. Stan Pietkiewicz	1977-78	128-146	.877
4. KT Harrell	2013-14	134-154	.870
5. Jimmy Fibbe	1960-61	83-96	.865
Ian Young	2004-05	83-96	.865
7. Scott Pohlman	1998-99	69-80	.863
8. Jimmy Montgomery	1965-66	83-97	.856
9. Lee DeFore	1965-66	133-156	.853
10. Frankie Sullivan	2009-10	80-94	.851

ASSISTS

1. Jared Harper	2018-19	231
2. Gerald White	1985-86	221
3. Wes Flanigan	1995-96	214
4. Jamison Brewer	2000-01	187
5. Gerald White	1984-85	185
Jared Harper	2017-18	185
7. Doc Robinson	1999-2000	175
8. Doc Robinson	1998-99	166
9. Quantez Robertson	2006-07	163
10. Terrance Howard	1987-88	160

BLOCKS

1. Kyle Davis	2002-03	126
2. Kyle Davis	2000-01	84
3. Kyle Davis	2001-02	78
4. Mamadou N'diaye	1998-99	77
5. Mamadou N'diaye	1997-98	73
Anfernee McLemore	2017-18	73
7. Kyle Davis	2003-04	72
8. Mamadou N'diaye	1999-2000	66
9. Horace Spencer	2015-16	65
10. Asaunh Dixon-Tatum	2013-14	64

Note: Figures not available prior to 1978-79 season.

STEALS

1. Marquis Daniels	2002-03	78
2. Marquis Daniels	2000-01	71
3. Chuma Okeke	2018-19	69
4. Bryant Smith	1997-98	67
DeWayne Reed	2008-09	67
6. Wes Flanigan	1995-96	64
Chris Porter	1998-99	64
Derrick Dennison	1989-90	64
9. Quantez Robertson	2007-08	63
10. Brandon Robinson	2003-04	62

Note: Figures not available prior to 1978-79 season.



SINGLE-SEASON RECORDS - FRESHMAN

POINTS

1. Eddie Johnson, G	1973-74	567
2. Ronnie Battle, G	1989-90	527
3. Toney Douglas, G	2004-05	525
4. Mustapha Heron, G	2016-17	485
5. Mike Mitchell, F	1974-75	461
6. Wesley Person, G	1990-91	400
7. Jared Harper, G	2016-17	365
8. Isaac Okoro, F	2019-20	359
9. Charles Barkley, F/C	1981-82	356
10. Chris Morris, G	1984-85	354

SCORING AVERAGE

1. Eddie Johnson, G	1973-74	21.8
2. Mike Mitchell, F	1974-75	18.4
3. Ronnie Battle, G	1989-90	17.0
4. Toney Douglas, G	2004-05	16.9
5. Wesley Person, G	1990-91	15.4
6. Mustapha Heron, G	2016-17	15.2
7. Isaac Okoro, F	2019-20	12.8
8. Charles Barkley, F/C	1981-82	12.7
9. Danjel Purifoy, F	2016-17	11.5
10. Gary Redding, F	1972-73	11.5

REBOUNDS

1. Pepto Bolden, F	1973-74	302
2. Mike Mitchell, F	1974-75	286
3. Charles Barkley, F/C	1981-82	275
4. Jeff Moore, F	1984-85	240
5. Gary Redding, F	1972-73	214
6. Mustapha Heron, G	2016-17	195
7. Kyle Davis, C	2000-01	178
8. Earl Banks, F	1977-78	173
9. Chris Morris, G	1984-85	169
10. Toney Douglas, G	2004-05	165

REBOUND AVERAGE

1. Pepto Bolden, F	1973-74	11.62
2. Mike Mitchell, F	1974-75	11.44
3. Charles Barkley, F/C	1981-82	9.82
4. Gary Redding, F	1972-73	8.23
5. Jeff Moore, F	1984-85	7.06
6. Earl Banks, F	1977-78	6.41
7. Bobby Cattage, C	1977-78	6.32
8. Myles Patrick, C	1974-75	6.15
9. Mustapha Heron, G	2016-17	6.09
10. Kyle Davis, C	2000-01	5.93

FIELD GOALS MADE

1. Eddie Johnson, G	1973-74	231
2. Mike Mitchell, F	1974-75	204
3. Ronnie Battle, G	1989-90	202
4. Toney Douglas, G	2004-05	179
5. Chris Morris, G	1984-85	155
6. Wesley Person, G	1990-91	153
7. Mustapha Heron, G	2016-17	152
8. Charles Barkley, F/C	1981-82	144
9. Isaac Okoro, F	2019-20	125
10. Gary Redding, F	1972-73	120

FIELD GOALS ATTEMPTED

1. Eddie Johnson, G	1973-74	538
2. Mike Mitchell, F	1974-75	426
3. Toney Douglas, G	2004-05	422
4. Ronnie Battle, G	1989-90	416
5. Mustapha Heron, G	2016-17	344
6. Wesley Person, G	1990-91	325
Chris Morris, G	1984-85	325
8. Scott Pohlman, G	1997-98	293
9. Gary Redding, F	1972-73	278
10. Bryce Brown, G	2015-16	274

FIELD GOAL PERCENTAGE

1. Anfernee McLemore, F	2016-17	0.683
2. Charles Barkley, F/C	1981-82	0.595
3. Austin Wiley, C	2016-17	0.584
4. Korvotney Barber, F	2005-06	0.574
5. Abdou Diame, F	2000-01	0.542
6. Chuck Person, F/C	1982-83	0.541
7. Pepto Bolden, F	1973-74	0.533
8. Marco Killingsworth, F	2001-02	0.529
9. Franklin Williams, F	1994-95	0.528
10. Isaac Okoro, F	2019-20	0.510

3-POINT FIELD GOALS MADE

1. Bryce Brown, G	2015-16	78
2. Ronnie Battle, G	1989-90	64
3. Toney Douglas, G	2004-05	62
4. Danjel Purifoy, F	2016-17	59
5. Daymeon Fishback, G	1996-97	57
6. Jared Harper, G	2016-17	54
7. Scott Pohlman, G	1997-98	53
8. Mustapha Heron, G	2016-17	44
9. Tahj Shamsid-Deen, G	2013-14	43
10. Wesley Person, G	1990-91	42

3-POINT FIELD GOALS ATTEMPTED

1. Bryce Brown, G	2015-16	211
2. Daymeon Fishback, G	1996-97	174
3. Toney Douglas, G	2004-05	166
4. Ronnie Battle, G	1989-90	164
5. Scott Pohlman, G	1997-98	162
6. Danjel Purifoy, F	2016-17	160
7. Jared Harper, G	2016-17	157
8. Tahj Shamsid-Deen, G	2013-14	130
9. Frankie Sullivan, G	2008-09	124
10. Wesley Person, G	1990-91	118

3-POINT FIELD GOAL PCT. (MIN. 1.0 PER GAME)

1. Mustapha Heron, G	2016-17	0.423
2. Jay Heard, G	1998-99	0.419
3. Chuma Okeke, F	2017-18	0.391
4. Jordan Price, G	2012-13	0.390
Rasheem Barrett, G	2005-06	0.390
6. Ronnie Battle, G	1989-90	0.390
7. Toney Douglas, G	2004-05	0.373
8. Bryce Brown, G	2015-16	0.370
9. Danjel Purifoy, F	2016-17	0.369
10. Wesley Person, G	1990-91	0.356

FREE THROWS MADE

1. Mustapha Heron, G	2016-17	137
2. Toney Douglas, G	2004-05	105
Eddie Johnson, G	1973-74	105
4. Jared Harper, G	2016-17	103
5. Reggie Gallon, G	1989-90	99
6. Isaac Okoro, F	2019-20	89
7. Sharife Cooper, G	2020-21	85
8. Danjel Purifoy, F	2016-17	80
9. Charles Barkley, F/C	1981-82	68
10. Franklin Williams, F	1994-95	66

FREE THROWS ATTEMPTED

1. Mustapha Heron, G	2016-17	178
2. Jared Harper, G	2016-17	146
3. Toney Douglas, G	2004-05	133
4. Isaac Okoro, F	2019-20	132
5. Eddie Johnson, G	1973-74	130
6. Reggie Gallon, G	1989-90	128
7. Austin Wiley, C	2016-17	114
8. Charles Barkley, F/C	1981-82	107
9. Sharife Cooper, G	2020-21	103
10. Mike Mitchell, F	1974-75	98

FREE THROW PERCENTAGE

1. Danjel Purifoy, F	2016-17	0.879
2. Scott Pohlman, G	1997-98	0.831
3. Bryce Brown, G	2015-16	0.826
4. Michael Jones, F	1985-86	0.820
5. Eddie Johnson, G	1973-74	0.807
6. Frank Poindexter, F	1979-80	0.806
Alvin Mumphord, G	1979-80	0.806
8. Toney Douglas, G	2004-05	0.789
9. Reggie Gallon, G	1989-90	0.773
10. Mustapha Heron, G	2016-17	0.770

ASSISTS

1. Wes Flanigan, G	1993-94	137
2. Quantez Robertson, G	2005-06	130
3. Reggie Gallon, G	1989-90	119
4. Sharife Cooper, G	2020-21	97
5. Doc Robinson, G	1996-97	96
6. Jared Harper, G	2016-17	95
Lewis Card, G	1978-79	95
8. Gerald White, G	1983-84	94
9. DeWayne Reed, G	2006-07	93
10. Tahj Shamsid-Deen, G	2013-14	86

ASSISTS PER GAME

1. Quantez Robertson, G	2005-06	5.65
2. Wes Flanigan, G	1993-94	4.89
3. Lewis Card, G	1978-79	4.52
4. Reggie Gallon, G	1989-90	3.84
5. Doc Robinson, G	1996-97	3.10
6. Gerald White, G	1983-84	3.03
7. DeWayne Reed, G	2006-07	3.00
8. Jared Harper, G	2016-17	2.97
9. Pepto Bolden, F	1973-74	2.88
10. Tahj Shamsid-Deen, G	2013-14	2.87

BLOCKS

1. Kyle Davis, C	2000-01	84
2. Horace Spencer, F	2015-16	65
3. Charles Barkley, F/C	1981-82	51
4. Chris Morris, G	1984-85	45
5. Korvotney Barber, F	2005-06	43
6. Randy Hughes, F	1997-98	42
7. Anfernee McLemore, F	2016-17	37
JT Thor, F	2020-21	37
9. Michael Jones, F	1985-86	34
10. Austin Wiley, C	2016-17	31
Wesley Person, G	1990-91	31

Note: Figures not available prior to 1978-79 season.

BLOCKS PER GAME

1. Kyle Davis, C	2000-01	2.47
2. Horace Spencer, F	2015-16	2.10
3. Randy Hughes, F	1997-98	1.83
4. Charles Barkley, F/C	1981-82	1.82
5. Korvotney Barber, F	2005-06	1.54
6. JT Thor, F	2020-21	1.37
7. Austin Wiley, C	2016-17	1.35
8. Chris Morris, G	1984-85	1.32
9. Wesley Person, G	1990-91	1.19
10. Anfernee McLemore, F	2016-17	1.16

Note: Figures not available prior to 1978-79 season.

STEALS

1. Toney Douglas, G	2004-05	43
Chris Morris, G	1984-85	43
3. Danjel Purifoy, F	2016-17	41
DeWayne Reed, G	2006-07	41
Jay Heard, G	1998-99	41
6. Frankie Sullivan, G	2008-09	39
7. Ronnie Battle, G	1989-90	38
8. Jared Harper, G	2016-17	37
Quantez Robertson, G	2005-06	37
10. Scott Pohlman, G	1997-98	35
Wesley Person, G	1990-91	35

Note: Figures not available prior to 1978-79 season.

STEALS PER GAME

1. Danjel Purifoy, F	2016-17	1.41
2. Toney Douglas, G	2004-05	1.39
3. Wesley Person, G	1990-91	1.35
4. Quantez Robertson, G	2005-06	1.32
5. Chris Morris, G	1984-85	1.26
6. Jay Heard, G	1998-99	1.24
7. Ronnie Battle, G	1989-90	1.23
8. Josh Dollard, F	2005-06	1.22
9. Brandon Robinson, G	2001-02	1.21
10. Jared Harper, G	2016-17	1.16
Scott Pohlman, G	1997-98	1.16

Note: Figures not available prior to 1978-79 season.



GAMES PLAYED

1. Davion Mitchell, G	2017-18	34
Chuma Okeke, F	2017-18	34
Frankie Sullivan, G	2008-09	34
Jeff Moore, F	1984-85	34
Chris Morris, G	1984-85	34
6. Jay Heard, G	1998-99	33
Michael Jones, F	1985-86	33
8. Jared Harper, G	2016-17	32
Mustapha Heron, G	2016-17	32
Anfernee McLemore, F	2016-17	32
Shaquille Johnson, G	2012-13	32
Earnest Ross, G	2009-10	32
Abdou Diame, F	2000-01	32
Derek Caldwell, G/F	1995-96	32
Adrian Chilliast, F	1995-96	32

GAME STARTED

1. Mustapha Heron, G	2016-17	32
2. Toney Douglas, G	2004-05	31
Ronnie Battle, G	1989-90	31
Reggie Gallon, G	1989-90	31
5. Jared Harper, G	2016-17	30
Tahj Shamsid-Deen, G	2013-14	30
Chris Morris, G	1984-85	30
Frank Ford, G	1983-84	30
9. Scott Pohlman, G	1997-98	29
Jeff Moore, F	1984-85	29

MINUTES PLAYED

1. Toney Douglas, G	2004-05	1,103
2. Reggie Gallon, G	1989-90	1,088
3. Chris Morris, G	1984-85	1,032
4. Ronnie Battle, G	1989-90	1,020
5. Quantez Robertson, G	2005-06	991
6. Frank Ford, G	1983-84	927
7. Mustapha Heron, G	2016-17	901
8. Scott Pohlman, G	1997-98	888
9. Isaac Okoro, F	2019-20	882
10. Tahj Shamsid-Deen, G	2013-14	880

MINUTES PER GAME

1. Toney Douglas, G	2004-05	35.6
2. Quantez Robertson, G	2005-06	35.4
3. Reggie Gallon, G	1989-90	35.1
4. Wesley Person, G	1990-91	33.0
5. Ronnie Battle, G	1989-90	32.9
6. Isaac Okoro, F	2019-20	31.5
7. Chris Morris, G	1984-85	30.4
8. Frank Ford, G	1983-84	29.9
9. Scott Pohlman, G	1997-98	29.6
10. Tahj Shamsid-Deen, G	2013-14	29.3

DOUBLE FIGURE GAMES

1. Mustapha Heron, G	2016-17	31
2. Ronnie Battle, G	1989-90	26
3. Mike Mitchell, F	1974-75	24
Eddie Johnson, G	1973-74	24
5. Toney Douglas, G	2004-05	23
6. Wesley Person, G	1990-91	22
7. Isaac Okoro, F	2019-20	20
8. Rasheem Barrett, G	2005-06	19
Gary Redding, F	1972-73	19
10. Jared Harper, G	2016-17	18
Charles Barkley, F/C	1981-82	18

20 POINT GAMES

1. Eddie Johnson, G	1973-74	18
2. Toney Douglas, G	2004-05	12
Mike Mitchell, F	1974-75	12
4. Ronnie Battle, G	1989-90	11
5. Wesley Person, G	1990-91	7
6. Mustapha Heron, G	2016-17	6
7. Sharife Cooper, G	2020-21	5
Jared Harper, G	2016-17	5
9. Danjel Purifoy, F	2016-17	3
Bryce Brown, G	2015-16	3
Rasheem Barrett, G	2005-06	3
Chris Morris, G	1984-85	3
Chuck Person, F/C	1982-83	3
Charles Barkley, F/C	1981-82	3
Pepto Bolden, F	1973-74	3
16. Frank Tolbert, G	2004-05	2
Scott Pohlman, G	1997-98	2
Reggie Gallon, G	1989-90	2
Frank Poindexter, F	1979-80	2
Gary Redding, F	1972-73	2
21. Isaac Okoro, F	2020-21	1
JT Thor, F	2020-21	1
Austin Wiley, C	2016-17	1
Chris Denson, G	2010-11	1
Frankie Sullivan, G	2008-09	1
Abdou Diame, F	2000-01	1
Jay Heard, G	1998-99	1
Willie Jone, F	1991-92	1
Matt Geiger, C	1987-88	1
Gerald White, G	1983-84	1
Vince Martello, G	1980-81	1
Bubba Price, G	1976-77	1
Wayne Bracy, G	1974-75	1

25 POINT GAMES

1. Eddie Johnson, G	1973-74	13
2. Sharife Cooper, G	2020-21	5
Ronnie Battle, G	1989-90	5
4. Toney Douglas, G	2004-05	3
Mike Mitchell, F	1974-75	3
Danjel Purifoy, F	2016-17	2
Wesley Person, G	1990-91	2
Chris Morris, G	1984-85	2
9. Austin Wiley, C	2016-17	1
Bryce Brown, G	2015-16	1
Rasheem Barrett, G	2005-06	1
Josh Dollard, F	2005-06	1
Frank Tolbert, G	2004-05	1
Abdou Diame, F	2000-01	1
Chuck Person, F/C	1982-83	1
Charles Barkley, F/C	1981-82	1
Vince Martello, G	1980-81	1
Frank Poindexter, F	1979-80	1
Gary Redding, F	1972-73	1

30 POINT GAMES

1. Toney Douglas, G	2004-05	3
Eddie Johnson, G	1973-74	3
3. Mike Mitchell, F	1974-75	2
4. Wesley Person, G	1990-91	1
Ronnie Battle, G	1989-90	1
Pepto Bolden, F	1973-74	1

DOUBLE DOUBLES

1.	Mike Mitchell, F	1974-75	18
2.	Charles Barkley, F/C	1981-82	13
3.	Pepto Bolden, F	1973-74	10
4.	Bobby Cattage, C	1977-78	7
5.	Gary Redding, F	1972-73	5
6.	Jeff Moore, F	1984-85	4
7.	Sharife Cooper, G	2020-21	3
	Chuma Okeke, F	2017-18	3
	Mustapha Heron, G	2016-17	3
	Brandon Robinson, G	2001-02	3
	Chris Morris, G	1984-85	3
	Darrell Lockhart, F	1979-80	3
	Earl Banks, F	1977-78	3
14.	Toney Douglas, G	2004-05	2
	Chuck Person, F/C	1982-83	2
	Myles Patrick, C	1974-75	2
17.	Austin Wiley, C	2016-17	1
	David Hamilton, F	1998-99	1
	Wes Flanigan, G	1993-94	1
	Willie Jones, F	1991-92	1
	Wesley Person, G	1990-91	1
	Johnny Benjamin, G	1988-89	1
	Robert McKie, C	1988-89	1

DOUBLE-DOUBLES (PTS-ASTS ONLY)

1.	Sharife Cooper, G	2020-21	3
2.	Wes Flanigan, G	1993-94	1

10 REBOUND GAMES

1.	Mike Mitchell, F	1974-75	18
2.	Charles Barkley, F/C	1981-82	16
	Pepto Bolden, F	1973-74	16
4.	Bobby Cattage, C	1977-78	7
5.	Myles Patrick, C	1974-75	5
	Gary Redding, F	1972-73	5
7.	Chuma Okeke, F	2017-18	4
	Brandon Robinson, G	2001-02	4
	Robert McKie, C	1988-89	4
	Jeff Moore, F	1984-85	4
11.	Mustapha Heron, G	2016-17	3
	Kyle Davis, C	2000-01	3
	David Hamilton, F	1998-99	3
	Chris Morris, G	1984-85	3
	Darrell Lockhart, F	1979-80	3
	Earl Banks, F	1977-78	3
17.	Toney Douglas, G	2004-05	2
	Randy Hughes, F	1997-98	2
	Willie Jones, F	1991-92	2
	Chuck Person, F/C	1982-83	2
21.	Anfernee McLemore, F	2016-17	1
	Danjel Purifoy, F	2016-17	1
	Austin Wiley, C	2016-17	1
	Horace Spencer, F	2015-16	1
	Matthew Atewe, C	2013-14	1
	Ty Armstrong, F	2009-10	1
	Korvotney Barber, F	2005-06	1
	Joey Cameron, F	2005-06	1
	Josh Dollard, F	2005-06	1
	Quantez Robertson, G	2005-06	1
	Abdou Diame, F	2000-01	1
	Franklin Williams, F	1994-95	1
	Wesley Person, G	1990-91	1
	Johnny Benjamin, G	1988-89	1

10 ASSIST GAMES

1.	Sharife Cooper, G	2020-21	3
2.	Wes Flanigan, G	1993-94	1
	Reggie Gallon, G	1989-90	1
	Lewis Card, G	1978-79	1

Note: Freshmen were first allowed to participate prior to the 1972-73 season

Note: For all per game records, freshmen must have played in at least 50 percent of



SINGLE-SEASON RECORDS - TEAM

WINS

1.	30	2018-19
2.	29	1998-99
3.	26	2017-18
4.	25	2019-20
5.	24	2008-09
	24	1999-2000
7.	22	2002-03
	22	1985-86
	22	1984-85
10.	20	1983-84
	20	1958-59
	20	1927-28

WINNING PERCENTAGE

1.	.909 (20-2)	1958-59
	.909 (20-2)	1927-28
3.	.878 (29-4)	1998-99
4.	.864 (19-3)	1959-60
5.	.818 (18-4)	1962-63
6.	.806 (25-6)	2019-20
7.	.765 (26-8)	2017-18
8.	.750 (18-6)	1961-62
	.750 (30-10)	2018-19
10.	.727 (16-6)	1957-58
	.727 (16-6)	1938-39

GAMES PLAYED

1.	40	2018-19
2.	36	2008-09
3.	35	2014-15
4.	34	2017-18
	34	2002-03
	34	1999-2000
	34	1984-85
8.	33	1998-99
	33	1985-86
10.	32	2016-17
	32	2009-10
	32	2006-07
	32	2000-01
	32	1995-96

POINTS

1.	3188	2018-19
2.	2783	2017-18
3.	2680	1998-99
4.	2620	2008-09
5.	2573	2016-17
6.	2477	2000-01
	2477	1986-87
8.	2423	1999-2000
9.	2422	2009-10
10.	2419	2019-20

SCORING AVERAGE

1.	86.6	1991-92
2.	82.1	1970-71
3.	82.0	1977-78
4.	81.9	2017-18
5.	81.73	1974-75
6.	81.71	1993-94
7.	81.3	1975-76
8.	81.2	1998-99
9.	80.5	1976-77
10.	80.407	1992-93
	80.406	2016-17

SCORING MARGIN

1.	+19.6	1998-99
2.	+17.4	1958-59
3.	+11.2	1962-63
4.	+11.0	2018-19
5.	+10.2	1961-62
6.	+9.5	1959-60
7.	+8.7	2017-18
8.	+7.7	1964-65
9.	+7.3	1956-57
10.	+7.0	1957-58

FIELD GOALS MADE

1.	1097	2018-19
2.	1016	1984-85
3.	977	1985-86
4.	974	1998-99
5.	955	1986-87
6.	928	2008-09
7.	917	2000-01
8.	908	1983-84
9.	906	2017-18
10.	887	1977-78

FIELD GOALS ATTEMPTED

1.	2439	2018-19
2.	2245	1998-99
3.	2118	1999-2000
4.	2116	2008-09
5.	2102	2017-18
6.	2043	2000-01
7.	2040	1984-85
8.	1992	1951-52
9.	1969	2016-17
10.	1951	1973-74

FIELD GOAL PERCENTAGE

1.	.521 (#1 in NCAA Div. I)	1959-60
2.	.518	1983-84
3.	.511	1991-92
4.	.508	1981-82
5.	.506 (#1 in NCAA Div. I)	1993-94
6.	.505	1985-86
7.	.504	1962-63
8.	.502	1968-69
9.	.501	1992-93
10.	.498	1984-85
	.498	1982-83

3-POINT FIELD GOALS MADE

1.	454 (#1 in NCAA Div. I)	2018-19
2.	324	2017-18
3.	289	2016-17
4.	287	1995-96
5.	278	2008-09
6.	272	2015-16
7.	271	2009-10
8.	259	2004-05
9.	252	2014-15
	252	2019-20

Season records kept since 1986-87.



2018-19 Auburn Tigers

3-POINT FIELD GOAL ATTEMPTED

1.	1204	2018-19
2.	908	2017-18
3.	832	2008-09
4.	824	2019-20
5.	819	2009-10
6.	806	1995-96
7.	799	2015-16
8.	789	2016-17
9.	755	2004-05
10.	751	2020-21

Season records kept since 1986-87.

3-POINT FIELD GOAL PERCENTAGE

1.	.452	1991-92
2.	.390	1992-93
3.	.380	1993-94
4.	.377	1990-91
	.377	1986-87
	.377	2018-19
7.	.366	2016-17
	.366	1994-95
9.	.363	1989-90
10.	.357	2017-18

Season records kept since 1986-87.

FREE THROWS MADE

1.	647	2017-18
2.	606	2014-15
3.	562	2016-17
4.	551	2019-20
5.	541	1989-90
6.	540	2018-19
7.	532	1953-54
8.	526	2013-14
9.	514	1958-59
10.	502	1970-71

FREE THROWS ATTEMPTED

1.	910	2014-15
2.	908	2017-18
3.	836	2016-17
4.	818	2019-20
5.	802	2008-09
6.	787	1953-54
7.	776	1989-90
8.	760	2018-19
9.	747	2015-16
10.	730	2013-14

FREE THROW PERCENTAGE

1.	.792 (#1 in NCAA Div. I)	1965-66
2.	.774	2017-18
3.	.772	1959-60
4.	.770	1987-88
5.	.758	1977-78
6.	.750	1985-86
7.	.748	1960-61
8.	.745	1970-71
9.	.743	1964-65
10.	.739	1956-57

REBOUNDS

1.	1452	1998-99
2.	1368	2018-19
3.	1335	1999-2000
4.	1323	2008-09
5.	1301	1984-85
6.	1292	1974-75
7.	1289	2017-18
8.	1269	1973-74
9.	1265	2019-20
10.	1243	2000-01

REBOUND AVERAGE

1.	52.8	1957-58
2.	49.7	1974-75
3.	49.6	1952-53
4.	49.0	1956-57
5.	48.7	1973-74
6.	48.5	1951-52
7.	47.1	1955-56
8.	46.5	1969-70
9.	46.4	1970-71
10.	45.6	1958-59

REBOUND MARGIN

1.	+9.2	1998-99
2.	+8.6	1961-62
3.	+8.4	1983-84
	+8.4	1958-59
5.	+7.8	1976-77
	+7.8	1964-65
7.	+7.6	1986-87
8.	+7.5	1987-88
9.	+7.1	1984-85
10.	+7.0	1974-75, 1975-76

PERSONAL FOULS

1.	734	2018-19
2.	708	2014-15
3.	675	1989-90
4.	674	2008-09
5.	673	2017-18
6.	672	2016-17
7.	660	2015-16
8.	657	2012-13
9.	647	2013-14
10.	641	2010-11

FOULED OUT

1.	33	1977-78
2.	29	1973-74
3.	27	1978-79
4.	26	2006-07
	26	2004-05
	26	2000-01
	26	1972-73
7.	24	1982-83
	24	1981-82
9.	23	1993-94
	23	1990-91
	23	1989-90

ASSISTS

1.	572	2018-19
2.	532	2006-07
3.	526	1985-86
4.	518	1987-88
5.	507	2008-09
6.	501	1986-87
7.	495	2000-01
8.	493	1994-95
9.	482	1995-96
10.	481	2017-18
	481	1983-84

Season records kept since 1965-66.

BLOCKS

1.	190	2018-19
2.	180	2017-18
3.	178	2002-03
4.	163 (#1 in NCAA Div. I)	2020-21
5.	162	2016-17
6.	155	2000-01
7.	152	2001-02
	152	1997-98
9.	151	2019-20
10.	149	2011-12

Figures not available prior to 1978-79 season.

STEALS

1.	369	2018-19
2.	327	1998-99
	327	2008-09
4.	270	2006-07
5.	269	2002-03
6.	265	2000-01
7.	259	2007-08
8.	258	1989-90
9.	252	2017-18
	252	2009-10

Figures not available prior to 1978-79 season.

WINNING STREAKS

OVERALL WIN STREAKS

30

Began with an 80-72 win at Georgia Tech on Jan. 22, 1958, and ended with a 75-56 loss at Kentucky on Feb. 21, 1959.

17

Began with a 114-60 win over Southeastern Louisiana on Nov. 13, 1998, and ended with a 72-62 loss at Kentucky on Jan. 20, 1999.

15

Began with a 55-54 win over Vanderbilt on Jan. 30, 1960, and ended with a 56-48 loss at Mississippi State on Jan. 7, 1961.

15

Began with an 83-74 win over Georgia Southern on Nov. 5, 2019, and ended with an 83-64 loss at Alabama on Jan. 15, 2020

14

First 14 games of 1927-28 season. Began with a 38-12 win over Montgomery YMCA, and ended with a 43-42 loss to Ole Miss.

14

Began with a 65-56 win over Belmont on Dec. 1, 1999, and ended with a 79-77 loss at Ole Miss on Jan. 22, 2000.

14

Began with a 102-74 win over Norfolk State on Nov. 10, 2017 and ended with a 76-71 loss at Alabama on Jan. 17, 2018.

12

Began with a 78-75 win over Georgia on Feb. 27, 2019, and ended with a 63-62 loss to #2 Virginia on April 6, 2019 at the Final Four. The run included a SEC Tournament title, as well as victories over #17 Kansas, #3 North Carolina and #7 Kentucky in the NCAA Tournament.

11

Began with a 27-24 win over Mississippi State in the third game of the 1926-27 season, and ended with a 25-23 loss to Tennessee in February of 1927.

10

Began with a 60-50 win at Alabama on Jan. 20, 1962, and ended with a 63-60 loss to Kentucky on Feb. 26, 1962.

HEMOCOURT WIN STREAKS

36

Began with a 73-66 win over Georgia on Jan. 26, 1957, and ended with a 56-48 loss to Mississippi State on Jan. 7, 1961.

30

Began with a 77-62 win over Southern Miss in the first round of the NIT and last home game of the 1997-98 season, and ended with a 55-53 loss to #12 LSU on Mar. 1, 2000.

19

Began with a 79-56 win over Arkansas on Feb. 20, 2019, and ended with a 78-75 loss to Texas A&M on March 4, 2020.

17

Began with a 27-24 win over Mississippi State in the third game of the 1926-27 season and ended with a 43-42 loss to Ole Miss in the 15th game of the 1927-28 season.

15

Began with a 92-70 win over Georgia Tech on Feb. 27, 1974, and ended with a 63-62 loss to Alabama on Jan. 10, 1976.

13

Began with an 89-78 win over Missouri on March 4, 2017 and ended with an 81-80 loss to Texas A&M on Feb. 7, 2018.

12

Began with an 76-66 win over Kentucky on Feb. 14, 2018 and ended with an 82-80 loss to #12 Kentucky on Jan. 19, 2019.

10

Began with a 79-44 win over Ole Miss on Jan. 7, 1963, and ended with a 62-57 loss to Georgia Tech on Feb. 3, 1964.

10

Began with a 76-73 win over Ole Miss on Mar. 2, 2011, and ended with a 68-53 loss to #2 Kentucky on Jan. 11, 2012.

YEAR-BY-YEAR LEADERS

SCORING

Season	Player	G	FGM	3FG	FTM	PTS	AVG
1949-50	Bill Lynn, Sr., C	23	129	0	81	339	14.7
1950-51	Dan Pridgen, Sr., C	22	111	0	56	278	12.6
1951-52	Inman Veal, So., G	26	114	0	47	284	10.9
1952-53	Bob Miller, Jr., C	21	86	0	96	268	15.8
1953-54	Bob Miller, Sr., C	24	141	0	144	426	17.8
1954-55	Bill Kirkpatrick, Sr., G	20	152	0	67	371	18.7
1955-56	Bill McGriff, So., C	21	121	0	92	334	15.9
1956-57	Jimmy Lee, So., G	21	134	0	66	334	15.9
1957-58	Rex Frederick, Jr., F	22	123	0	109	355	16.1
1958-59	Jimmy Lee, Sr., G	22	112	0	65	289	13.1
1959-60	Henry Hart, Sr., G	20	108	0	94	310	15.5
1960-61	Jimmy Fibbe, Sr., F	22	120	0	83	323	14.7
1961-62	Layton Johns, Jr., C	24	129	0	119	377	15.7
1962-63	Layton Johns, Sr., C	22	119	0	92	330	15
1963-64	Lee DeFore, So., F	23	168	0	72	408	17.7
1964-65	Lee DeFore, Jr., F	23	145	0	73	363	15.8
1965-66	Lee DeFore, Sr., F	26	241	0	133	615	23.7
1966-67	Alex Howell, Jr., G	25	148	0	52	348	14
1967-68	Wally Tinker, Jr., F	26	115	0	148	378	14.5
1968-69	John Mengelt, So., G	25	189	0	108	486	19.4
1969-70	John Mengelt, Jr., G	26	258	0	180	696	26.8
1970-71	John Mengelt, Sr., G	26	265	0	208	738	28.4
1971-72	Jim Retseck, Jr., F	26	165	0	100	430	16.5
1972-73	Gary England, Sr., G	26	140	0	53	333	12.8
1973-74	Eddie Johnson, Fr., G	26	231	0	105	567	21.8
1974-75	Eddie Johnson, So., G	24	200	0	102	502	20.9
1975-76	Eddie Johnson, Jr., G	26	204	0	105	513	19.7
1976-77	Mike Mitchell, Jr., F	26	229	0	47	505	19.4
1977-78	Mike Mitchell, Sr., F	27	283	0	105	671	24.9
1978-79	Bobby Cattage, So., C	29	184	0	92	460	15.9
1979-80	Bubba Price, Sr., G	28	123	0	59	305	10.9
1980-81	Earl Banks, Sr., C	27	140	0	40	320	11.9
1981-82	Odell Mosteller, Jr., G	28	186	0	73	445	15.9
1982-83	Charles Barkley, So., C	28	161	0	82	404	14.4
1983-84	Chuck Person, So., F	31	255	0	83	593	19.1
1984-85	Chuck Person, Jr., F	34	334	0	79	747	22
1985-86	Chuck Person, Sr., F	33	310	0	90	710	21.5
1986-87	Jeff Moore, Jr., C	31	208	2	120	538	17.4
1987-88	Chris Morris, Sr., F	30	241	33	105	620	20.7
1988-89	Keenan Carpenter, Sr., G	28	195	84	57	531	19
1989-90	Ronnie Battle, Fr., G	31	202	64	59	527	17
1990-91	Ronnie Battle, So., G	29	184	50	76	494	17
1991-92	Wesley Person, So., F	27	208	69	53	538	19.9
1992-93	Wesley Person, Jr., F	27	194	58	61	507	18.8
1993-94	Wesley Person, Sr., G/F	28	217	93	93	621	22.2
1994-95	Lance Weems, Jr., G	29	127	78	50	382	13.2
1995-96	Lance Weems, Sr., G	32	149	108	24	430	13.4
1996-97	Wes Flanigan, Sr., G	31	117	26	81	341	11
1997-98	Doc Robinson, So., G	30	140	43	358	372	12.4
1998-99	Chris Porter, Jr., F	30	179	8	381	479	16
1999-00	Chris Porter, Sr., F	26	141	4	304	380	14.6
2000-01	Marquis Daniels, So., F	32	206	11	395	503	15.7
2001-02	Marquis Daniels, Jr., F	28	115	22	73	325	11.6
2002-03	Marquis Daniels, Sr., F	34	244	30	107	625	18.4
2003-04	Marco Killingsworth, Jr., F	27	145	4	77	371	13.7
2004-05	Toney Douglas, Fr., G	31	179	70	105	525	16.9
2005-06	Ronny LeMelle, Sr., G	28	123	58	55	359	12.8
2006-07	Josh Dollard, So., F	26	125	18	58	326	12.5
2007-08	Quan Prowell, Sr., F	25	142	39	51	374	15
2008-09	DeWayne Reed, Jr., G	36	156	65	97	474	13.2
2009-10	DeWayne Reed, Sr., G	32	167	49	135	518	16.5

2010-11	Earnest Ross, So., G	31	126	48	107	407	13.1
2011-12	Frankie Sullivan, Jr., G	31	126	60	80	392	12.6
2012-13	Frankie Sullivan, Sr., G	32	148	56	113	465	14.5
2013-14	Chris Denson, Sr., G	30	187	22	176	572	19.1
2014-15	KT Harrell, Sr., G	35	194	98	162	648	18.5
2015-16	Kareem Canty, Sr., G	21	126	69	63	384	18.3
2016-17	Mustapha Heron, Fr., G	32	152	44	137	485	15.2
2017-18	Mustapha Heron, So., G	32	172	43	139	526	16.4
2018-19	Bryce Brown, Sr., G	40	204	141	88	637	15.9
2019-20	Samir Doughty, Sr., G	31	154	61	148	517	16.7
2020-21	Allen Flanigan, So., G	27	122	44	97	385	14.3

REBOUNDING

Season	Player	G	REB	AVG
1950-51	Dan Pridgen, Sr., C	20	181	9.1
1951-52	Bob Fenn, Jr., C	25	194	7.8
1952-53	Bob Miller, Jr., C	17	209	12.3
1953-54	Bob Miller, Sr., C	24	277	11.5
1954-55	Jim O'Donnell, Sr., F	20	172	8.6
1955-56	Bill McGriff, Sr., C	21	214	10.2
1956-57	Rex Frederick, So., F	21	322	15.3
1957-58	Rex Frederick, Jr., F	22	325	14.8
1958-59	Rex Frederick, Sr., C	20	257	12.9
1959-60	Jimmy Fibbe, Jr., C	22	152	6.9
1960-61	Jimmy Fibbe, Sr., F	22	144	6.5
1961-62	Layton Johns, Jr., C	24	270	11.3
1962-63	Layton Johns, Sr., C	22	274	12.4
1963-64	Freddie Guy, Jr., F	22	257	11.1
1964-65	Freddie Guy, Sr., F	25	306	12.2
1965-66	Lee DeFore, Sr., F	26	249	9.6
1966-67	Wally Tinker, So., F	25	211	8.4
1967-68	Bill Alexander, So., C	25	186	7.4
1968-69	Wally Tinker, Sr., F	25	195	7.8
1969-70	Bill Alexander, Sr., C	26	316	12.1
1970-71	Jim Retseck, So., F	26	294	11.3
1971-72	Jim Retseck, Jr., F	26	240	9.2
1972-73	Gary Redding, Fr., F	26	214	8.2
1973-74	Pepto Bolden, Fr., C	26	302	11.6
1974-75	Mike Mitchell, Fr., F	25	286	11.4
1975-76	Mike Mitchell, So., F	26	249	9.6
1976-77	Pepto Bolden, Sr., F	26	233	9
1977-78	Mike Mitchell, Sr., F	27	241	8.9
1978-79	Bobby Cattage, So., C	29	269	9.3
1979-80	Earl Banks, Jr., C	28	164	5.9
1980-81	Earl Banks, Sr., C	27	188	7
1981-82	Charles Barkley, Fr., C	28	275	9.8
1982-83	Charles Barkley, So., C	28	266	9.5
1983-84	Charles Barkley, Jr., C	28	265	9.5
1984-85	Chuck Person, Jr., F	34	303	8.9
1985-86	Chuck Person, Sr., F	33	260	7.9
1986-87	Jeff Moore, Jr., C	31	293	9.5
1987-88	Chris Morris, Sr., F	30	295	9.8
1988-89	Matt Geiger, So., C	28	186	6.6
1989-90	John Caylor, Jr., C-F	28	189	6.8
1990-91	Robert McKie, So., C	28	164	5.9
1991-92	Aaron Swinson, So., F	27	203	7.5
1992-93	Aaron Swinson, Jr., F/C	27	207	7.7
1993-94	Aubrey Wiley, Sr., F	28	261	9.3
1994-95	Chris Davis, Jr., F	29	178	6.1
1995-96	Pat Burke, Jr., C	32	278	8.7
1996-97	Pat Burke, Sr., C	31	216	7
1997-98	Mamadou N'diaye, So., C	30	208	6.9
1998-99	Chris Porter, Jr., F	30	259	8.6

1999-00	Mamadou N'diaye, Sr., C	34	267	7.9
2000-01	Jamison Brewer, So., G	32	230	7.2
2001-02	Marquis Daniels, Jr., F	28	148	5.3
2002-03	Marco Killingsworth, So., F	34	219	6.4
2003-04	Marco Killingsworth, Jr., F	27	187	6.9
2004-05	Quinnel Brown, Sr., F	31	186	6
2005-06	Korvotney Barber, Fr., F	28	134	4.8
2006-07	Josh Dollard, So., F	26	181	7
2007-08	Quan Prowell, Sr., F	25	158	6.3
2008-09	Korvotney Barber, Sr., F	36	347	9.6
2009-10	Lucas Hargrove, Sr., F	32	224	7
2010-11	Earnest Ross, So., G	31	205	6.6
2011-12	Kenny Gabriel, Sr., F	31	227	7.3
2012-13	Robb Chubb, Sr., C	32	210	6.6
2013-14	Asaunh Dixon-Tatum, Sr., C	30	180	6
2014-15	Cinmeon Bowers, Jr., F	34	326	9.6
2015-16	Cinmeon Bowers, Sr., F/G	30	289	9.6
2016-17	Mustapha Heron, Fr., G	32	195	6.1
2017-18	Desean Murray, Jr., F	34	229	6.7
2018-19	Chuma Okeke, So., F	38	260	6.8
2019-20	Austin Wiley, Sr., C	31	288	9.3
2020-21	Allen Flanigan, So., G	27	149	5.5

FIELD GOAL PERCENTAGE

Season	Player	G	FGM-A	Pct
1949-50	Don Lanford, Jr., G	22	76-188	.404
1950-51	Don Lanford, Sr., G	22	89-265	.336
1951-52	Bill Fickling, So., F	22	75-191	.393
1952-53	Bob Miller, Jr., C	21	86-212	.406
1953-54	Bob Miller, Sr., C	24	141-284	.496
1954-55	Gordon Mummert, Sr., C	19	81-180	.450
1955-56	Kay Slayden, Sr., F	21	107-222	.482
1956-57	Rex Frederick, So., F	21	103-201	.512
1957-58	Rex Frederick, Jr., F	22	123-276	.446
1958-59	Jimmy Fibbe, So., F	22	92-160	.575
1959-60	Porter Gilbert, Jr., G	22	97-169	.574
1960-61	Porter Gilbert, Sr., G	19	88-151	.583
1961-62	Layton Johns, Jr., C	24	129-232	.556
1962-63	John Blackwell, Jr., F	22	123-219	.562
1963-64	Joe Newton, Jr., C	22	85-154	.552
1964-65	Joe Newton, Sr., C	24	126-208	.606
1965-66	Bobby Buisson, Jr., G	26	105-185	.566
1966-67	Tom Perry, So., F	25	78-135	.577
1967-68	Tom Perry, Jr., F	24	75-147	.510
1968-69	Bill Alexander, Jr., C	25	126-238	.529
1969-70	Bill Alexander, Sr., C	26	141-271	.520
1970-71	Al Leapheart, Jr., C	26	114-225	.506
1971-72	Ernie Magri, Jr., F	19	62-110	.564
1972-73	Albert Johnson, Sr., F	24	76-144	.528
1973-74	Pepto Bolden, Fr., C	26	113-212	.533
1974-75	Gary Redding, Jr., F	26	159-309	.515
1975-76	Gary Redding, Sr., F	26	139-265	.525
1976-77	Mike Mitchell, Jr., F	26	229-429	.534
1977-78	Myles Patrick, Sr., F	27	103-196	.526
1978-79	Rich Valavicius, Jr., F	29	171-322	.531
1979-80	Rich Valavicius, Sr., F	17	71-136	.522
1980-81	Earl Banks, Sr., C	27	140-248	.565
1981-82	Charles Barkley, Fr., C	28	144-242	.595
1982-83	Charles Barkley, So., C	28	161-250	.644
1983-84	Charles Barkley, Jr., C	28	162-254	.638
1984-85	Frank Ford, So., G	34	161-291	.553
1985-86	Frank Ford, Jr., G	33	153-281	.544
1986-87	Chris Morris, Jr., F	31	170-304	.559
1987-88	John Caylor, So., F	30	102-193	.528
1988-89	Matt Geiger, So., C	28	170-337	.504
1989-90	John Caylor, Jr., C-F	28	90-169	.533
1990-91	John Caylor, Sr., F-C	29	86-170	.506
1991-92	Aaron Swinson, So., F	27	157-267	.588
1992-93	Aaron Swinson, Jr., F/C	27	183-305	.600
1993-94	Aaron Swinson, Sr., F	28	234-371	.631
1994-95	Chris Davis, Jr., F	29	131-226	.580
1995-96	Franklin Williams, So., F	32	115-217	.530

1996-97	Pat Burke, Sr., C	31	128-270	.474
1997-98	Bryant Smith, Jr., F	28	130-257	.506
1998-99	Mamadou N'diaye, Jr., C	33	88-180	.489
1999-00	Mamadou N'diaye, Sr., C	34	100-187	.535
2000-01	Marquis Daniels, So., G	32	206-395	.522
2001-02	Marco Killingsworth, Fr., F	28	90-170	.529
2002-03	Marco Killingsworth, So., F	34	170-309	.550
2003-04	Marco Killingsworth, Jr., F	27	145-247	.587
2004-05	Daniel Hayles, Fr., F-G	31	71-142	.500
2005-06	Korvotney Barber, Fr., F	28	81-141	.574
2006-07	Korvotney Barber, So., F	32	148-244	.607
2007-08	Quan Prowell, Sr., F	25	142-261	.544
2008-09	Korvotney Barber, Sr., F	36	188-345	.545
2009-10	Brendan Knox, Sr., C	32	108-163	.663
2010-11	Rob Chubb, So., C	29	93-200	.465
2011-12	Chris Denson, So., G	30	90-194	.464
2012-13	Rob Chubb, Sr., C	32	115-239	.481
2013-14	Chris Denson, Sr., G	30	187-406	.461
2014-15	KT Harrell, Sr., G	35	194-428	.453
2015-16	T.J. Dunan, Jr., G	16	65-141	.461
2016-17	Austin Wiley, Fr., C	23	73-125	.584
2017-18	Anfernee McLemore, So., F	27	74-139	.532
2018-19	Austin Wiley, Jr., C	29	76-134	.567
2019-20	Austin Wiley, Sr., C	31	108-188	.574
2020-21	Jaylin Williams, So., F	27	116-224	.518

3-POINT FIELD GOALS (MIN. 1.0 PER GAME)

Season	Player	G	3FGM	AVG
1986-87	Gerald White, Sr., G	24	32	1.3
1987-88	John Caylor, So., F	30	40	1.3
1988-89	Keenan Carpenter, Sr., G	28	84	3.0
1989-90	Ronnie Battle, Fr., G	31	64	2.1
1990-91	Ronnie Battle, So., G	29	50	1.7
1991-92	Ronnie Battle, Jr., G	27	71	2.6
1992-93	Wesley Person, Jr., F	27	58	2.1
1993-94	Wesley Person, Sr., G/F	28	93	3.3
1994-95	Lance Weems, Jr., G	29	78	2.7
1995-96	Lance Weems, Sr., G	32	108	3.4
1996-97	Daymeon Fishback, Fr., G	31	57	1.8
1997-98	Scott Pohlman, Fr., G	30	53	1.8
1998-99	Scott Pohlman, So., G	33	62	1.9
1999-00	Daymeon Fishback, Sr., G	34	59	1.7
2000-01	Adam Harrington, So., G	31	72	2.3
2001-02	Adam Harrington, Jr., G	28	52	1.9
2002-03	Derrick Bird, Sr., G	34	56	1.6
2003-04	Ian Young, Jr., G	28	59	2.1
2004-05	Ian Young, Sr., G	30	70	2.3
2005-06	Ronny LeMelle, Sr., G	28	58	2.1
2006-07	Quan Prowell, Jr., F	21	35	1.7
2007-08	Rasheem Barrett, Jr., G	30	46	1.5
2008-09	Tay Waller, Jr., G	36	100	2.8
2009-10	Tay Waller, Sr., G	26	87	3.4
2010-11	Earnest Ross, So., G	31	48	1.5
2011-12	Frankie Sullivan, Jr., G	31	60	1.9
2012-13	Frankie Sullivan, Sr., G	32	56	1.8
2013-14	KT Harrell, Jr., G	30	66	2.2
2014-15	KT Harrell, Sr., G	35	98	2.8
2015-16	Bryce Brown, Fr., G	30	78	2.6
2016-17	Danjel Purifoy, Fr., F	29	59	2.0
2017-18	Bryce Brown, Jr., G	33	107	3.2
2018-19	Bryce Brown, Sr., G	40	141	3.5
2019-20	Samir Doughty, Sr, G	31	61	2.0
2020-21	Jamal Johnson, Jr., G	27	56	2.0

3-point shot instituted in 1986-87

3-POINT FIELD GOAL PERCENTAGE (MIN. 1.0 PER GAME)

Season	Player	G	3FGM-A	Pct
1986-87	Gerald White, Sr., G	24	32-83	0.386
1987-88	John Caylor, So., F	30	40-95	0.421
1988-89	Keenan Carpenter, Sr., G	28	84-203	0.414
1989-90	Ronnie Battle, Fr., G	31	64-164	0.390
1990-91	Ronnie Battle, So., G	29	50-122	0.410
1991-92	Ronnie Battle, Jr., G	27	71-139	0.511
1992-93	Wesley Person, Jr., F	27	58-125	0.464
1993-94	Wesley Person, Sr., G/F	28	93-210	0.443
1994-95	Ray Donald, Jr., G/F	29	45-108	0.417
1995-96	Franklin Williams, So., F	32	32-68	0.471
1996-97	Franklin Williams, Jr., F	31	33-86	0.384
1997-98	Daymeon Fishback, So., G	29	39-111	0.351
1998-99	Jay Heard, Fr., G	33	39-93	0.419
1999-00	Daymeon Fishback, Sr., G	34	59-164	0.360
2000-01	Adam Harrington, So., G	31	72-211	0.341
2001-02	Adam Harrington, Jr., G	28	52-148	0.351
2002-03	Nathan Watson, So., G	28	38-103	0.369
2003-04	Ian Young, Jr., G	28	59-150	0.393
2004-05	Nathan Watson, Sr., G	31	52-139	0.374
2005-06	Rasheem Barrett, Fr., G	28	39-100	0.390
2006-07	Quan Prowell, Jr., F	21	35-81	0.432
2007-08	Quan Prowell, Sr., F	25	39-95	0.411
2008-09	Tay Waller, Jr., G	36	100-272	0.368
2009-10	Tay Waller, Sr., G	26	87-212	0.410
2010-11	Earnest Ross, So., G	31	48-144	0.333
2011-12	Kenny Gabriel, Sr., F	31	43-133	0.323
2012-13	Jordan Price, Fr., G	27	30-77	0.390
2013-14	KT Harrell, Jr., G	30	66-184	0.359
2014-15	KT Harrell, Sr., G	35	98-226	0.434
2015-16	TJ Lang, So., G	31	48-119	0.403
2016-17	Mustapha Heron, Fr., G	32	44-104	0.423
2017-18	Chuma Okeke, Fr., F	34	34-87	0.391
2018-19	Samir Doughty, Jr., G	40	45-106	0.425
2019-20	Samir Doughty, Sr., G	31	61-182	0.335
2020-21	Jamal Johnson, Jr., G	27	56-155	0.361

3-point shot instituted in 1986-87

FREE THROW PERCENTAGE (MIN. 2.0 PER GAME)

Season	Player	G	FTM-A	Pct
1949-50	Don Lanford, Jr., G	22	78-101	0.772
1950-51	George Hill, Sr., F	22	61-76	0.803
1951-52	Jack Turner, So., G	22	66-89	0.742
1952-53	Jack Turner, Jr., G	21	82-117	0.701
1953-54	Jack Turner, Sr., G	24	82-110	0.745
1954-55	Jim O'Donnell, Jr., F	20	112-147	0.762
1955-56	Jim O'Donnell, Sr., F	21	80-104	0.769
1956-57	Jimmy Lee, So., G	21	66-85	0.776
1957-58	Jimmy Lee, Jr., G	22	62-85	0.729
1958-59	Henry Hart, Sr., G	22	102-138	0.739
1959-60	David Vaughn, Jr., F	18	68-85	0.800
1960-61	Jimmy Fibbe, Sr., F	22	83-96	0.865
1961-62	Layton Johns, Jr., C	24	119-155	0.768
1962-63	Larry Cart, Sr., G	22	66-89	0.742
1963-64	Joe Newton, Jr., C	22	61-76	0.803
1964-65	Lee DeFore, Jr., F	23	73-92	0.793
1965-66	Jimmy Montgomery, Sr., F	26	83-97	0.856
1966-67	Bobby Buisson, Sr., G	25	97-126	0.785
1967-68	Tom Perry, Jr., F	24	69-86	0.802
1968-69	Wally Tinker, Sr., F	25	125-152	0.822
1969-70	John Mengelt, Jr., G	26	180-225	0.800
1970-71	John Mengelt, Sr., G	26	208-256	0.812
1971-72	Henry Harris, Sr., G	26	94-128	0.734
1972-73	Mike Christian, Jr., G	26	78-114	0.684
1973-74	Eddie Johnson, Fr., G	26	105-130	0.807
1974-75	Eddie Johnson, So., G	24	102-116	0.879
1975-76	Eddie Johnson, Jr., G	26	105-142	0.739
1976-77	Eddie Johnson, Sr., G	26	98-124	0.790
1977-78	Stan Pietkiewicz, Sr., G	27	128-146	0.877
1978-79	Bubba Price, Jr., G	29	97-123	0.789

1979-80	Rich Valavicius, Sr., F	17	47-61	0.770
1980-81	Frank Poindexter, So., F	27	81-100	0.810
1981-82	Odell Mosteller, Jr., G	28	73-99	0.737
1982-83	Odell Mosteller, Sr., G	28	73-90	0.811
1983-84	Chuck Person, So., F	31	83-114	0.728
1984-85	Chuck Person, Jr., F	34	79-107	0.738
1985-86	Chuck Person, Sr., F	33	90-112	0.804
1986-87	Jeff Moore, Jr., C	31	120-150	0.800
1987-88	Jeff Moore, Sr., C	20	86-103	0.835
1988-89	Keenan Carpenter, Sr., G	28	57-73	0.781
1989-90	Reggie Gallon, Fr., G	31	99-128	0.773
1990-91	Ronnie Battle, So., G	29	76-99	0.768
1991-92	Chris Brandt, Sr., C	27	108-147	0.735
1992-93	Ronnie Battle, Sr., G	27	79-96	0.823
1993-94	Wesley Person, Sr., G/F	28	94-128	0.734
1994-95	Wes Flanigan, So., G	29	81-101	0.802
1995-96	Ray Donald, Sr., G	32	61-68	0.897
1996-97	Wes Flanigan, Sr., G	31	81-122	0.664
1997-98	Bryant Smith, Jr., F	28	99-149	0.664
1998-99	Scott Pohlman, So., G	33	69-80	0.863
1999-00	Doc Robinson, Sr., G	34	63-81	0.778
2000-01	Scott Pohlman, Sr., G	32	70-86	0.814
2001-02	Adam Harrington, Jr., G	28	55-79	0.696
2002-03	Derrick Bird, Sr., G	34	56-69	0.812
2003-04	Ian Young, Jr., G	28	37-44	0.841
2004-05	Ian Young, Sr., G	30	83-96	0.865
2005-06	Rasheem Barrett, Fr., G	28	52-69	0.754
2006-07	Frank Tolbert, Jr., G	32	83-116	0.716
2007-08	Frank Tolbert, Sr., G	30	102-134	0.761
2008-09	Tay Waller, Jr., G	36	56-70	0.800
2009-10	Frankie Sullivan, So., G	31	80-94	0.851
2010-11	Earnest Ross, So., G	31	107-135	0.793
2011-12	Frankie Sullivan, Jr., G	31	80-114	0.702
2012-13	Frankie Sullivan, Sr., G	32	113-143	0.790
2013-14	KT Harrell, Jr., G	30	134-154	0.870
2014-15	KT Harrell, Sr., G	35	162-199	0.814
2015-16	Kareem Canty, Jr., G	21	63-85	0.741
2016-17	Danjel Purifoy, Fr., F	29	80-91	0.879
2017-18	DeSean Murray, Jr., F	34	100-119	0.840
2018-19	Jared Harper, Jr., G	40	149-180	0.828
2019-20	Samir Doughty, Sr., G	31	148-193	0.767
2020-21	Sharife Cooper, Fr., G	12	85-103	0.825

ASSISTS

Season	Player	G	AST	AVG
1965-66	Bobby Buisson, Jr., G	26	109	4.2
1966-67	Bobby Buisson, Sr., G	25	73	2.9
1967-68	Tom Perry, Jr., F	24	96	4.0
1968-69	Wally Tinker, Sr., F	25	129	5.2
1969-70	Carl Shetler, Sr., G	26	67	2.6
1970-71	John Mengelt, Sr., G	26	91	3.5
1971-72	Henry Harris, Sr., G	26	69	2.7
1972-73	Gary England, Sr., G	26	82	3.2
1973-74	Mike Christian, Sr., G	26	94	3.6
1974-75	Eddie Johnson, So., G	24	140	5.8
1975-76	Eddie Johnson, Jr., G	26	149	5.7
1976-77	Eddie Johnson, Sr., G	26	135	5.2
1977-78	Stan Pietkiewicz, Sr., G	27	128	4.7
1978-79	Bubba Price, Jr., G	29	120	4.1
1979-80	Eric Stringer, Jr., G	28	103	3.7
1980-81	Byron Henson, So., G	26	63	2.4
1981-82	Paul Daniels, So., G	28	136	4.9
1982-83	Paul Daniels, Jr., G	28	134	4.8
1983-84	Paul Daniels, Sr., G	30	132	4.4
1984-85	Gerald White, So., G	34	185	5.4
1985-86	Gerald White, Jr., G	33	221	6.7
1986-87	Gerald White, Sr., G	24	124	5.2
1987-88	Terrance Howard, Sr., G	30	160	5.3
1988-89	Derrick Dennison, Jr., G	28	119	4.3
1989-90	Reggie Gallon, Fr., G	31	119	3.8
1990-91	Reggie Gallon, So., G	29	119	4.1
1991-92	Champ Wrencher, Sr., G	27	121	4.5

1992-93	Reggie Gallon, Sr., G	27	121	4.5
1993-94	Wes Flanigan, Fr., G	28	137	4.9
1994-95	Moochie Norris, Jr., G	29	143	4.9
1995-96	Wes Flanigan, Jr., G	32	214	6.7
1996-97	Wes Flanigan, Sr., G	31	138	4.5
1997-98	Doc Robinson, So., G	30	131	4.4
1998-99	Doc Robinson, Jr., G	33	166	5.0
1999-00	Doc Robinson, Sr., G	34	175	5.1
2000-01	Jamison Brewer, So., G	32	187	5.8
2001-02	Marquis Daniels, Jr., F	28	116	4.1
2002-03	Marquis Daniels, Sr., G	34	113	3.3
2003-04	Ian Young, Jr., G	28	68	2.4
2004-05	Ian Young, Sr., G	30	121	4.0
2005-06	Quantez Robertson, Fr., G	28	130	4.6
2006-07	Quantez Robertson, So., G	32	163	5.1
2007-08	Quantez Robertson, Jr., G	30	122	4.1
2008-09	DeWayne Reed, Jr., G	36	134	3.7
2009-10	DeWayne Reed, Sr., G	32	139	4.3
2010-11	Josh Wallace, So., G	31	120	3.9
2011-12	Varez Ward, So., G	27	103	3.8
2012-13	Josh Wallace, Sr., G	32	91	2.8
2013-14	Tahj Shamsid-Deen, Fr., G	30	86	2.9
2014-15	K.C. Ross-Miller, Sr., G	35	83	2.4
2015-16	Kareem Canty, Jr., G	21	111	5.3
2016-17	Jared Harper, Fr., G	32	95	3.0
2017-18	Jared Harper, So., G	34	185	5.4
2018-19	Jared Harper, Jr., G	40	231	5.8
2019-20	J'Von McCormick, Sr., G	31	139	4.5
2020-21	Sharife Cooper, Fr., G	12	97	8.0

Figures not available prior to 1965-66 season.

BLOCKS

Season	Player	G	BK
1978-79	Earl Banks, So., C	29	21
1979-80	Benny Anthony, Sr., F	28	26
1980-81	Earl Banks, Sr., C	27	20
1981-82	Charles Barkley, Fr., C	28	51
1982-83	Charles Barkley, So., C	28	45
1983-84	Charles Barkley, Jr., C	28	49
1984-85	Chris Morris, Fr., F	34	45
1985-86	Mike Jones, Fr., F	33	34
1986-87	Mike Jones, So., F	31	41
1987-88	Chris Morris, Sr., F	30	39
1988-89	Matt Geiger, So., C	28	25
1989-90	Zane Arnold, Jr., C	31	21
1990-91	Wesley Person, Fr., F	26	31
1991-92	Wesley Person, So., F	27	29
1992-93	Mark Hutton, Jr., F	27	38
1993-94	Pat Burke, Fr., C	28	26
1994-95	Pat Burke, So., C	29	29
1995-96	Pat Burke, Jr., C	32	45
1996-97	Pat Burke, Sr., C	31	33
1997-98	Mamadou N'diaye, So., C	30	73
1998-99	Mamadou N'diaye, Jr., C	33	77
1999-00	Mamadou N'diaye, Sr., C	34	66
2000-01	Kyle Davis, Fr., C	30	84
2001-02	Kyle Davis, So., C	24	78
2002-03	Kyle Davis, Jr., C	34	126
2003-04	Kyle Davis, Sr., C	28	72
2004-05	Frank Tolbert, Fr., G	30	15
2005-06	Korvotney Barber, Fr., F	28	43
2006-07	Korvotney Barber, Jr., F	32	55
2007-08	Frank Tolbert, Sr., G	30	14
2008-09	Korvotney Barber, Sr., F	36	44
2009-10	Bredon Knox, Sr., C	32	33
2010-11	Kenny Gabriel, Jr., F	31	28
2011-12	Kenny Gabriel, Sr., F	31	71
2012-13	Asauhn Dixon-Tatum, Jr., C	32	44
2013-14	Asauhn Dixon-Tatum, Sr., C	30	64
2014-15	Jordon Granger, Jr., F	34	22
2015-16	Horace Spencer, Fr., F	31	65
2016-17	Anfernee McLemore, Fr., F	32	37

2017-18	Anfernee McLemore, So., F	27	73
2018-19	Chuma Okeke, So., F	38	46
2019-20	Austin Wiley, Sr., C	31	50
2020-21	Jaylin Williams, So., F	27	39

Figures not available prior to 1978-79 season.

STEALS


Season	Player	G	ST
1978-79	Bubba Price, Jr., G	29	49
1979-80	Bubba Price, Sr., G	28	33
1980-81	Alvin Mumphord, So., G	26	29
1981-82	Odell Mosteller, Jr., G	28	30
1982-83	Paul Daniels, Jr., G	28	42
1983-84	Chuck Person, So., F	31	38
1984-85	Gerald White, So., G	34	60
1985-86	Chris Morris, So., F	33	49
1986-87	Chris Morris, Jr., F	31	45
1987-88	Chris Morris, Sr., F	30	52
1988-89	Derrick Dennison, Jr., G	28	44
1989-90	Derrick Dennison, Sr., F	30	64
1990-91	Reggie Gallon, So., G	29	41
1991-92	Reggie Gallon, Jr., G	27	39
1992-93	Reggie Gallon, Sr., G	27	39
1993-94	Wesley Person, Sr., G/F	28	28
1994-95	Moochie Norris, Jr., G	29	51
1995-96	Wes Flanigan, Jr., G	32	64
1996-97	Bryant Smith, So., F	31	53
1997-98	Bryant Smith, Jr., F	28	67
1998-99	Chris Porter, Jr., F	30	64
1999-00	Chris Porter, Sr., F	26	52
2000-01	Marquis Daniels, So., F	32	71
2001-02	Marquis Daniels, Jr., F	28	54
2002-03	Marquis Daniels, Sr., F	34	78
2003-04	Brandon Robinson, Jr., F	28	62
2004-05	Nathan Watson, Sr., G	31	52
2005-06	Ronny LeMelle, Sr., G	28	40
2006-07	Quantez Robertson, So., G	32	55
2007-08	Quantez Robertson, Jr., G	30	63
2008-09	DeWayne Reed, Jr., G	36	67
2009-10	Frankie Sullivan, So., G	31	59
2010-11	Josh Wallace, So., G	31	53
2011-12	Frankie Sullivan, Jr., G	31	44
2012-13	Allen Payne, Jr., F	32	38
2013-14	Allen Payne, Sr., F	30	37
2014-15	K.C. Ross-Miller, Sr., G	35	54
2015-16	Cinmeon Bowers, Sr., F/G	30	29
2016-17	Danjel Purifoy, Fr., F	29	41
2017-18	Jared Harper, So., G	34	40
2018-19	Chuma Okeke, So., F	38	69
2019-20	Samir Doughty, Sr., G	31	36
2020-21	Allen Flanigan, So., G	27	24
	Devan Cambridge, So., G	27	24

Figures not available prior to 1978-79 season.

1,000-POINT CLUB


1. CHUCK PERSON • FORWARD, 6-8, 215, BRANTLEY, ALA. (BRANTLEY)

Year	GP-GS	Min-Avg	FG-FGA	Pct	3FG-A	Pct	FT-FTA	Pct	O-D-Reb.-Avg	PF-FO	Ast	TO	Blk	Stl	Pts-Avg
1982-83	28-20	636-22.7	118-218	.541	--	--	25-33	.758	128-4.6	57-1	37	37	6	13	261-9.3
1983-84	31-30	1045-34.8	255-470	.543	--	--	83-114	.728	249-8.0	62-3	38	82	8	38	593-19.1
1984-85	34-34	1240-36.5	334-614	.544	--	--	79-107	.738	303-8.9	78-0	69	80	18	42	747-22.0
1985-86	33-33	1194-36.2	310-597	.519	--	--	90-112	.804	260-7.9	83-3	30	73	12	27	710-21.5
Totals	126-117	4115-32.7	1017-1899	.536	--	--	277-366	.757	940-7.5	280-7	174	277	44	120	2311-18.3



2. MIKE MITCHELL • FORWARD, 6-8, 215, ATLANTA, GA. (PRICE)

Year	GP-GS	Min-Avg	FG-FGA	Pct	3FG-A	Pct	FT-FTA	Pct	O-D-Reb.-Avg	PF-FO	Ast	TO	Blk	Stl	Pts-Avg
1974-75	25-24	--	204-426	.479	--	--	53-98	.541	286-11.4	84-4	15	--	--	--	461-18.4
1975-76	26-26	--	210-431	.487	--	--	66-96	.688	249-9.6	76-2	27	--	--	--	486-18.7
1976-77	26-26	--	229-429	.534	--	--	47-69	.681	220-8.5	75-5	35	--	--	--	505-19.4
1977-78	27-x	--	283-544	.520	--	--	105-135	.778	241-8.9	69-2	50	--	--	--	671-24.9
Totals	104-76	--	926-1830	.506	--	--	271-398	.681	996-9.6	304-13	127	--	--	--	2123-20.4



3. WESLEY PERSON • FORWARD/GUARD, 6-6, 200, BRANTLEY, ALA. (BRANTLEY)

Year	GP-GS	Min-Avg	FG-FGA	Pct	3FG-A	Pct	FT-FTA	Pct	O-D-Reb.-Avg	PF-FO	Ast	TO	Blk	Stl	Pts-Avg
1990-91	26-24	857-33.0	153-325	.471	42-118	.356	52-68	.765	40-107-147-5.7	49-0	48	49	31	35	400-15.4
1991-92	27-27	955-35.4	208-411	.506	69-141	.489	53-73	.726	38-145-183-6.8	45-1	55	45	29	28	538-19.9
1992-93	27-26	957-35.4	194-349	.556	58-125	.464	61-79	.772	51-141-192-7.1	46-0	102	46	17	21	507-18.8
1993-94	28-28	1006-35.9	217-448	.484	93-210	.443	94-128	.734	52-127-179-6.4	45-1	79	45	11	28	621-22.2
Totals	108-105	3775-35.0	772-1533	.497	262-594	.441	260-348	.747	181-520-701-6.5	185-2	284	185	88	112	2066-19.1



4. EDDIE JOHNSON • GUARD, 6-2, 175, WEIRSDALE, FLA. (LAKE WEIR)

Year	GP-GS	Min-Avg	FG-FGA	Pct	3FG-A	Pct	FT-FTA	Pct	O-D-Reb.-Avg	PF-FO	Ast	TO	Blk	Stl	Pts-Avg
1973-74	26-26	--	231-538	.429	--	--	105-130	.807	105-4.0	85-0	75	--	--	--	567-21.8
1974-75	24-23	--	200-449	.445	--	--	102-116	.879	90-3.8	69-3	140	--	--	--	502-20.9
1975-76	26-26	--	204-428	.477	--	--	105-142	.739	101-3.9	74-0	149	--	--	--	513-19.7
1976-77	26-26	--	154-362	.425	--	--	98-124	.790	67-2.6	88-5	135	--	--	--	406-15.6
Totals	102-101	--	789-1777	.444	--	--	410-512	.800	363-3.6	316-8	499	--	--	--	1988-19.5



5. JOHN MENGELT • GUARD, 6-3, 190, ELWOOD, IND. (WENDELL WILLKIE)

Year	GP-GS	Min-Avg	FG-FGA	Pct	3FG-A	Pct	FT-FTA	Pct	O-D-Reb.-Avg	PF-FO	Ast	TO	Blk	Stl	Pts-Avg
1968-69	25	--	189-360	.525	--	--	108-138	.782	106-4.2	60	60	--	--	--	486-19.4
1969-70	26	--	258-554	.465	--	--	180-225	.800	156-6.0	77	54	--	--	--	696-26.8
1970-71	26	--	265-548	.484	--	--	208-256	.812	108-4.1	92	91	--	--	--	738-28.4
Totals	77	--	712-1462	.487	--	--	496-619	.801	370-4.7	229	205	--	--	--	1920-24.8




6. RONNIE BATTLE • GUARD, 6-1, 160, PITTSVIEW, ALA. (CHAVALA)

Year	GP-GS	Min-Avg	FG-FGA	Pct	3FG-A	Pct	FT-FTA	Pct	O-D-Reb.-Avg	PF-FO	Ast	TO	Blk	Stl	Pts-Avg
1989-90	31-31	1020-32.9	202-416	.486	64-164	.390	59-82	.720	35-69-104-3.4	78-2	79	88	5	38	527-17.0
1990-91	29-28	928-32.0	184-438	.420	50-122	.410	76-99	.768	31-44-75-2.6	68-1	62	83	7	27	494-17.0
1991-92	27-27	895-33.1	173-352	.491	71-139	.511	32-46	.696	12-38-50-1.9	70-1	66	64	9	36	449-16.6
1992-93	27-27	927-33.1	158-350	.451	51-133	.383	79-96	.823	11-27-38-1.4	53-0	86	70	4	24	446-16.5
Totals	114-113	3770-33.1	717-1556	.461	236-558	.423	246-323	.762	89-178-267-2.3	269-4	293	305	25	125	1916-16.8



7. CHRIS MORRIS • FORWARD, 6-8, 210, ATLANTA, GA. (DOUGLASS)

Year	GP-GS	Min-Avg	FG-FGA	Pct	3FG-A	Pct	FT-FTA	Pct	O-D-Reb.-Avg	PF-FO	Ast	TO	Blk	Stl	Pts-Avg
1984-85	34-30	1032-30.4	155-325	.477	--	--	44-71	.620	169-5.0	81-5	57	87	45	43	354-10.4
1985-86	33-33	1023-31.0	128-256	.500	--	--	69-103	.670	171-5.2	75-3	62	58	60	54	325-9.8
1986-87	31-31	985-31.8	170-304	.559	9-27	.333	69-97	.711	99-126-225-7.3	104-8	80	69	30	42	418-13.5
1987-88	30-30	1018-33.9	241-501	.481	33-97	.340	105-132	.795	110-185-295-9.8	83-3	82	85	44	54	620-20.7
Totals	128-124	4058-31.7	694-1386	.501	42-124	.338	287-403	.712	209-311-860-6.7	343-19	281	275	179	193	1717-13.4



8. BRYCE BROWN • GUARD, 6-3, 198, STONE MOUNTAIN, GA. (TUCKER)

Year	GP-GS	Min-Avg	FG-FGA	Pct	3FG-A	Pct	FT-FTA	Pct	O-D-T-Avg	PF-FO	Ast	TO	Blk	Stl	Pts-Avg
2015-16	30-11	742-24.7	93-274	.339	78-211	.370	38-46	.826	15-40-55--1.8	73-2	20	31	0	11	302-10.1
2016-17	28-13	592-21.1	68-189	.360	56-140	.400	18-27	.667	12-43-55--2.0	49-0	35	26	6	28	210-7.5
2017-18	33-33	1031-31.2	169-421	.401	107-280	.382	79-102	.775	19-46-65--2.0	55-0	55	43	7	32	524-15.9
2018-19	40-40	1283-32.1	204-467	.437	141-344	.410	88-109	.807	18-65-83--2.1	56-0	77	66	2	44	637-15.9
Totals	131-97	3468-27.8	534-1351	.395	382-975	.392	223-284	.785	64-194-258--2.0	233-2	187	166	15	115	1673-12.8



9. FRANKIE SULLIVAN • GUARD, 6-1, 206, UNIONTOWN, ALA. (R.C. HATCH)

Year	GP-GS	Min-Avg	FG-FGA	Pct	3FG-A	Pct	FT-FTA	Pct	O-D-Reb.-Avg	PF-FO	Ast	TO	Blk	Stl	Pts-Avg
2008-09	34-1	654-19.2	85-210	.405	41-124	.331	46-61	.754	12-54-66-1.9	74-0	46	37	4	39	257-7.6
2009-10	31-30	968-31.2	125-290	.431	63-170	.371	80-94	.851	29-87-116-3.7	98-6	62	51	7	59	393-12.7
2010-11	6-4	148-24.7	13-36	.361	8-28	.286	15-19	.789	1-6-7-1.2	9-0	18	7	0	15	49-8.2
2011-12	31-27	987-31.8	126-329	.383	60-189	.317	80-114	.702	22-99-121-3.9	75-1	71	50	6	44	392-12.6
2012-13	32-30	998-31.2	148-403	.367	56-202	.277	113-143	.790	15-109-124-3.9	83-2	90	98	9	33	465-14.5
Totals	134-92	3755-28.0	497-1268	.392	228-713	.320	334-431	.775	79-355-434-3.2	339-9	287	243	26	190	1556-11.6




10. JEFF MOORE • CENTER, 6-7, 240, BIRMINGHAM, ALA. (MIDFIELD)

Year	GP-GS	Min-Avg	FG-FGA	Pct	3FG-A	Pct	FT-FTA	Pct	O-D-Reb.-Avg	PF-FO	Ast	TO	Blk	Stl	Pts-Avg
1984-85	34-29	830-24.4	119-242	.492	--	--	41-68	.603	240-7.1	98-3	17	55	13	14	279-8.2
1985-86	33-33	957-29.0	139-274	.507	--	--	82-108	.759	234-7.1	69-1	29	58	60	54	360-10.9
1986-87	31-30	996-32.1	208-383	.543	2-7	.286	120-150	.800	111-182-293-9.5	84-3	25	69	30	42	538-17.4
1987-88	20-17	611-30.6	142-286	.497	2-11	.182	86-103	.835	68-115-183-9.2	53-3	20	50	9	19	372-18.6
Totals	118-109	3394-28.8	608-1185	.513	4-18	.222	329-429	.767	950-8.1	304-10	91	228	59	62	1549-13.1




11. MARQUIS DANIELS • FORWARD, 6-6, 200, ORLANDO, FLA. (MT. ZION CHRISTIAN, N.C.)

Year	GP-GS	Min-Avg	FG-FGA	Pct	3FG-A	Pct	FT-FTA	Pct	O-D-Reb.-Avg	PF-FO	Ast	TO	Blk	Stl	Pts-Avg
1999-00	18-0	219-12.2	33-73	.452	3-15	.200	10-20	.500	19-28-47-2.6	17-0	8	24	2	5	79-4.4
2000-01	32-31	974-30.4	206-395	.522	11-48	.229	80-124	.645	93-130-223-7.0	107-6	50	76	23	71	503-15.7
2001-02	28-25	807-28.8	115-260	.442	22-62	.355	73-115	.635	48-100-148-5.3	75-1	116	99	6	54	325-11.6
2002-03	34-34	1187-34.9	244-476	.513	30-98	.306	107-159	.673	63-147-210-6.2	68-0	113	102	8	78	625-18.4
Totals	112-90	3187-28.5	598-1204	.497	66-223	.296	270-418	.646	223-405-628-5.6	267-7	287	301	39	208	1532-13.7




12. SCOTT POHLMAN • GUARD, 6-2, 170, ROSWELL, GA. (ROSWELL)

Year	GP-GS	Min-Avg	FG-FGA	Pct	3FG-A	Pct	FT-FTA	Pct	O-D-Reb.-Avg	PF-FO	Ast	TO	Blk	Stl	Pts-Avg
1997-98	30-29	888-29.6	108-293	.369	53-162	.327	49-59	.831	11-63-74-2.6	66-3	44	71	1	35	318-10.6
1998-99	33-33	847-25.7	129-317	.407	62-160	.387	69-80	.863	28-44-72-2.2	61-0	53	31	0	31	389-11.8
1999-00	34-28	955-28.1	117-326	.359	49-155	.316	52-68	.765	30-49-79-2.3	61-1	53	46	5	22	335-9.9
2000-01	32-31	956-29.9	144-338	.426	42-132	.318	70-86	.814	16-53-69-2.2	45-0	55	40	2	28	400-12.5
Totals	129-121	3646-28.3	498-1274	.391	206-609	.339	240-293	.819	85-209-294-2.3	233-4	205	188	8	116	1442-11.2



13. JARED HARPER • GUARD, 5-11, 175, MABLETON, GA. (PEBBLEBROOK)

Year	GP-GS	Min-Avg	FG-FGA	Pct	3FG-A	Pct	FT-FTA	Pct	O-D-Reb.-Avg	PF-FO	Ast	TO	Blk	Stl	Pts-Avg
2016-17	32-30	774-24.2	104-270	.385	54-157	.344	103-146	.705	10-52-62--1.9	57-1	95	49	2	37	365-11.4
2017-18	34-34	1038-30.5	111-308	.360	61-172	.355	166-202	.822	14-68-82--2.4	63-2	185	72	1	40	449-13.2
2018-19	40-40	1316-32.9	183-459	.399	98-265	.370	149-180	.828	12-87-99--2.5	70-1	231	94	2	45	613-15.3
Totals	106-104	3128-29.5	398-1037	.384	213-594	.359	418-528	.792	36-207-243--2.3	190-4	511	215	5	122	1427-13.5



14. DEWAYNE REED • GUARD, 6-1, 175, HOUSTON, TEXAS (WHEATLEY)

Year	GP-GS	Min-Avg	FG-FGA	Pct	3FG-A	Pct	FT-FTA	Pct	O-D-Reb.-Avg	PF-FO	Ast	TO	Blk	Stl	Pts-Avg
2006-07	31-13	607-19.6	54-155	.348	29-83	.349	37-56	.661	9-45-54-1.7	59-1	93	77	7	42	174-5.6
2007-08	29-23	970-32.3	82-232	.353	41-137	.299	55-96	.573	11-63-74-2.5	62-1	102	95	6	59	260-9.0
2008-09	36-32	1144-31.8	156-403	.387	65-199	.327	97-157	.618	19-73-92-2.6	80-3	134	92	15	67	474-13.2
2009-10	32-32	1059-33.1	167-426	.392	49-150	.327	135-190	.711	13-70-83-2.6	69-3	139	102	7	43	518-16.2
Totals	128-100	3780-29.5	459-1216	.377	184-569	.323	324-499	.649	52-251-303-2.4	270-8	468	366	35	211	1426-11.1



15. RASHEEM BARRETT • GUARD, 6-5, 220, ATLANTA, GA. (MARIST)

Year	GP-GS	Min-Avg	FG-FGA	Pct	3FG-A	Pct	FT-FTA	Pct	Reb.-Avg	PF-FO	Ast	TO	Blk	Stl	Pts-Avg
2005-06	28-14	696-24.9	110-237	.464	39-100	.390	52-69	.754	84-3.0	66-2	43	67	2	23	311-11.1
2006-07	32-25	946-29.6	135-349	.387	48-156	.308	45-65	.692	123-3.8	59-2	73	65	5	36	363-11.3
2007-08	29-29	957-31.9	155-354	.438	44-131	.336	33-47	.702	119-4.1	56-0	63	57	4	24	387-13.3
2008-09	33-20	794-24.1	128-299	.428	26-80	.325	45-60	.750	115-3.5	56-1	47	48	2	29	327-9.9
Totals	122-88	3393-27.8	528-1239	.426	157-467	.336	175-241	.726	441-3.6	237-5	226	237	13	112	1388-11.4



16. FRANK FORD • GUARD/FORWARD, 6-4, 220, KISSIMMEE, FLA. (OSCELOA)

Year	GP-GS	Min-Avg	FG-FGA	Pct	3FG-A	Pct	FT-FTA	Pct	O-D-Reb.-Avg	PF-FO	Ast	TO	Blk	Stl	Pts-Avg
1983-84	31-29	927-29.9	97-222	.437	--	--	38-55	.691	108-3.5	45-0	75	86	1	31	232-7.5
1984-85	34-34	1242-36.5	161-291	.553	--	--	70-113	.619	163-4.8	58-1	59	59	7	37	392-11.5
1985-86	33-33	1127-34.2	153-281	.544	--	--	60-83	.723	146-4.4	56-1	68	39	4	39	366-11.1
1986-87	31-31	1078-34.8	148-309	.479	10-35	.286	93-135	.689	59-128-187-6.0	80-3	75	62	4	39	399-12.9
Totals	129-127	4374-33.9	559-1103	.507	10-35	.286	261-386	.676	604-4.7	239-5	277	246	15	146	1389-10.8



17. AARON SWINSON • FORWARD/CENTER, 6-5, 230, BRUNSWICK, GA. (BRUNSWICK)

Year	GP-GS	Min-Avg	FG-FGA	Pct	3FG-A	Pct	FT-FTA	Pct	O-D-Reb.-Avg	PF-FO	Ast	TO	Blk	Stl	Pts-Avg
1991-92	27-26	774-28.7	157-267	.588	0-1	.000	72-127	.567	72-131-203-7.5	72-0	28	75	13	30	386-14.3
1992-93	27-27	886-32.8	183-305	.600	0-1	.000	55-93	.591	82-125-207-7.7	58-1	28	64	4	21	421-15.6
1993-94	28-28	991-35.4	234-371	.631	0-2	.000	111-161	.689	81-145-226-8.1	74-1	30	59	6	14	579-20.7
Totals	82-81	2651-32.3	574-943	.609	0-4	.000	238-381	.625	235-401-636-7.8	204-2	86	198	23	65	1386-16.9




18. LEE DEFORE • FORWARD, 6-6, 210, ATLANTA, GA. (SYLVAN)

Year	GP-GS	Min-Avg	FG-FGA	Pct	3FG-A	Pct	FT-FTA	Pct	O-D-Reb.-Avg	PF-FO	Ast	TO	Blk	Stl	Pts-Avg
1963-64	23		168-351	.478	--	--	72-90	.800	176-7.7	72	--	--	--	--	408-17.7
1964-65	23		145-326	.444	--	--	73-92	.793	144-6.3	70	--	--	--	--	363-15.8
1965-66	26		241-516	.467	--	--	133-156	.853	249-9.5	73	--	--	--	--	615-23.7
Totals	72		554-1193	.464	--	--	278-338	.822	569-7.8	215	--	--	--	--	1386-19.0



19. GARY REDDING • FORWARD, 6-6, 185, ATLANTA, GA. (PRICE)

Year	GP-GS	Min-Avg	FG-FGA	Pct	3FG-A	Pct	FT-FTA	Pct	O-D-Reb.-Avg	PF-FO	Ast	TO	Blk	Stl	Pts-Avg
1972-73	26-x		120-278	.432	--	--	58-90	.644	214-8.2	60	39	--	--	--	298-11.5
1973-74	26-25		117-297	.393	--	--	79-98	.806	246-9.4	56	30	--	--	--	313-12.0
1974-75	26-26		159-309	.515	--	--	63-80	.788	263-10.1	72	40	--	--	--	381-14.7
1975-76	26-x		139-265	.525	--	--	64-87	.736	213-8.2	64	29	--	--	--	342-13.2
Totals	104-51		535-1149	.466	--	--	264-355	.744	936-9.0	252	138	--	--	--	1334-12.8



20. DOC ROBINSON • GUARD, 6-2, 180, SELMA, ALA. (SELMA)

Year	GP-GS	Min-Avg	FG-FGA	Pct	3FG-A	Pct	FT-FTA	Pct	Reb.-Avg	PF-FO	Ast	TO	Blk	Stl	Pts-Avg
1996-97	31-17	756-24.4	70-189	.370	16-56	.286	35-46	.761	89-2.9	48-0	96	54	1	31	191-6.2
1997-98	30-29	964-32.1	140-358	.391	43-127	.339	49-64	.766	110-3.7	55-2	131	93	6	35	372-12.4
1998-99	33-33	927-28.1	137-303	.452	37-109	.339	67-86	.779	87-2.6	58-0	166	68	3	47	378-11.5
1999-00	34-34	1056-31.1	139-345	.403	50-142	.352	63-81	.778	103-3.0	48-0	175	66	4	40	391-11.5
Totals	128-113	3703-28.9	486-1195	.407	146-434	.336	214-277	.773	389-3.0	209-2	568	281	14	153	1332-10.4



21. STAN PIETKIEWICZ • GUARD, 6-5, 200, WINTER PARK, FLA. (WINTER PARK)

Year	GP-GS	Min-Avg	FG-FGA	Pct	3FG-A	Pct	FT-FTA	Pct	O-D-Reb.-Avg	PF-FO	Ast	TO	Blk	Stl	Pts-Avg
1974-75	25-22		100-233	.429	--	--	41-52	.788	71-2.8	55-0	52	--	--	--	241-9.6
1975-76	25-23		112-243	.461	--	--	28-40	.700	67-2.7	56-1	86	--	--	--	252-10.1
1976-77	23-23		106-219	.484	--	--	44-51	.863	61-2.7	41-0	90	--	--	--	256-11.1
1977-78	27-x		194-380	.511	--	--	128-146	.877	96-3.6	64-2	128	--	--	--	516-19.1
Totals	100-68		512-1075	.476	--	--	241-289	.834	295-3.0	216-3	356	--	--	--	1265-12.7




22. FRANK TOLBERT • GUARD, 6-6, 210, RIVER FALLS, ALA. (RED LEVEL)

Year	GP-GS	Min-Avg	FG-FGA	Pct	3FG-A	Pct	FT-FTA	Pct	O-D-Reb.-Avg	PF-FO	Ast	TO	Blk	Stl	Pts-Avg
2004-05	30-11	636-21.2	73-172	.424	18-55	.327	44-68	.647	39-51-90-3.0	110-8	29	60	15	22	208-6.9
2005-06	28-19	655-23.4	90-209	.431	27-75	.360	48-83	.578	46-53-99-3.5	90-7	35	73	23	37	255-9.1
2006-07	32-28	903-28.2	128-268	.478	38-101	.376	83-116	.716	62-93-155-4.8	118-8	49	73	20	42	377-11.8
2007-08	30-29	909-30.3	134-312	.429	32-102	.314	102-134	.761	66-89-155-5.2	109-5	67	76	14	46	402-13.4
Totals	120-87	3103-25.9	425-961	.442	115-333	.345	277-401	.691	213-286-499-4.2	427-28	180	282	72	147	1242-10.4



23. DARRELL LOCKHART • FORWARD/CENTER, 6-9, 232, THOMASTON, GA. (ROBERT E. LEE)

Year	GP-GS	Min-Avg	FG-FGA	Pct	3FG-A	Pct	FT-FTA	Pct	O-D-Reb.-Avg	PF-FO	Ast	TO	Blk	Stl	Pts-Avg
1979-80	28-21	766-27.4	99-211	.469	--	--	48-68	.706	151-5.4	69-2	38	50	8	16	246-8.8
1980-81	27-27	845-31.3	134-244	.549	--	--	34-47	.723	173-6.4	91-4	46	51	9	10	302-11.2
1981-82	28-28	896-32.0	142-256	.555	--	--	40-51	.784	160-5.7	89-5	25	64	21	22	324-11.6
1982-83	28-28	864-30.9	162-297	.545	--	--	40-53	.755	153-5.5	83-5	29	64	16	12	364-13.0
Totals	111-76	3371-30.4	537-1008	.533	--	--	162-219	.740	637-5.7	332-16	138	229	54	60	1236-11.1



WAREAGLE

AUBURN MEN'S BASKETBALL

24. WES FLANIGAN • GUARD, 6-1, 180, LITTLE ROCK, ARK. (PARKVIEW)

Year	GP-GS	Min-Avg	FG-FGA	Pct	3FG-A	Pct	FT-FTA	Pct	O-D-Reb.-Avg	PF-FO	Ast	TO	Blk	Stl	Pts-Avg
1993-94	28-10	682-24.4	61-130	.469	1-13	.077	58-94	.617	10-37-47-1.7	72-5	137	22	1	9	181-6.5
1994-95	29-20	748-25.8	81-186	.435	15-57	.263	81-101	.802	28-40-68-2.3	56-0	84	58	3	24	258-8.9
1995-96	32-32	1074-33.6	142-338	.420	26-97	.268	118-168	.702	26-74-100-3.1	73-2	214	41	2	18	428-13.4
1996-97	31-24	881-28.4	117-278	.421	26-97	.268	81-122	.664	28-48-76-2.5	65-3	138	93	2	39	341-11.0
Totals	120-86	3385-28.2	401-952	.421	68-264	.258	338-485	.697	92-199-291-2.4	266-10	573	214	8	90	1208-10.1



25. KT HARRELL • GUARD, 6-4, 212, MONTGOMERY, ALA. (BREWBAKER TECH MAGNET)

Year	GP-GS	Min-Avg	FG-FGA	Pct	3FG-A	Pct	FT-FTA	Pct	O-D-Reb.-Avg	PF-FO	Ast	TO	Blk	Stl	Pts-Avg
2013-14	30-30	977-32.6	174-402	.433	66-184	.359	134-154	.870	20-99-119-4.0	77-1	64	86	6	24	548-18.3
2014-15	35-35	1156-33.0	194-428	.453	98-226	.434	162-199	.814	32-72-104-3.0	80-0	52	86	2	33	648-18.5
Totals	100-50	2495-25.0	401-873	.459	47-171	.275	341-527	.647	88-187-275-2.8	171-0	156	129	10	82	1190-11.9



26. CHRIS DENSON • GUARD, 6-2, 181, COLUMBUS, GA. (SHAW)

Year	GP-GS	Min-Avg	FG-FGA	Pct	3FG-A	Pct	FT-FTA	Pct	O-D-Reb.-Avg	PF-FO	Ast	TO	Blk	Stl	Pts-Avg
2010-11	20-3	367-18.4	43-102	.422	4-25	.160	28-48	.583	15-17-32-1.6	30-0	20	12	1	17	118-5.9
2011-12	30-8	670-22.3	90-194	.464	14-38	.368	68-107	.636	22-32-54-1.8	44-0	34	41	3	16	262-8.7
2012-13	20-9	498-24.9	81-171	.474	7-25	.280	69-104	.663	14-45-59-3.0	33-0	31	22	3	19	238-11.9
2013-14	30-30	960-32.0	187-406	.461	22-83	.265	176-268	.657	37-93-130-4.3	64-0	71	54	3	30	572-19.1
Totals	100-50	2495-25.0	401-873	.459	47-171	.275	341-527	.647	88-187-275-2.8	171-0	156	129	10	82	1190-11.9



27. CHARLES BARKLEY • CENTER, 6-6, 265, LEEDS, ALA. (LEEDS)

Year	GP-GS	Min-Avg	FG-FGA	Pct	3FG-A	Pct	FT-FTA	Pct	O-D-Reb.-Avg	PF-FO	Ast	TO	Blk	Stl	Pts-Avg
1981-82	28-23	746-26.6	144-242	.595	--	--	68-107	.636	275-9.8	99-4	30	45	51	13	356-12.7
1982-83	28-28	782-27.9	161-250	.644	--	--	82-130	.631	266-9.5	102-9	49	80	45	32	404-14.4
1983-84	28-17	762-27.2	162-254	.638	--	--	99-145	.683	265-9.5	89-4	58	80	49	31	423-15.1
Totals	84-68	2290-27.3	467-746	.626	--	--	249-382	.652	806-9.6	290-17	137	205	145	76	1183-14.1




28. KORVOTNEY BARBER • FORWARD, 6-7, 225, MANCHESTER, GA. (MANCHESTER)

Year	GP-GS	Min-Avg	FG-FGA	Pct	3FG-A	Pct	FT-FTA	Pct	O-D-Reb.-Avg	PF-FO	Ast	TO	Blk	Stl	Pts-Avg
2005-06	28-27	597-21.3	81-141	.574	0-0	.000	28-70	.400	58-76-134-4.8	80-3	12	51	43	17	190-6.8
2006-07	32-29	830-25.9	147-243	.605	0-0	.000	67-152	.441	87-125-212-6.6	92-3	36	73	55	15	361-11.3
2007-08	10-10	273-27.3	59-82	.720	0-0	.000	20-47	.426	27-42-69-6.9	26-0	8	21	13	8	138-13.8
2008-09	36-35	1071-29.8	188-345	.545	0-0	.000	86-182	.473	133-214-347-9.6	104-0	34	82	44	24	462-12.8
Totals	106-101	2771-26.1	475-811	.586	0-0	.000	201-451	.446	305-457-762-7.2	302-6	90	227	155	64	1151-10.9



29. LANCE WEEMS • GUARD, 6-3, 195, ASHLAND, ALA. (CLAY COUNTY)

Year	GP-GS	Min-Avg	FG-FGA	Pct	3FG-A	Pct	FT-FTA	Pct	O-D-Reb.-Avg	PF-FO	Ast	TO	Blk	Stl	Pts-Avg
1992-93	26-0	222-8.5	16-45	.356	9-26	.346	3-4	.750	9-16-25-1.0	27-0	26	23	0	8	44-1.7
1993-94	24-17	684-28.5	82-208	.394	45-126	.357	40-46	.870	15-45-60-2.5	52-1	67	20	0	8	249-10
1994-95	29-22	825-28.4	127-292	.435	78-195	.400	50-64	.781	25-72-97-3.3	67-1	70	77	1	32	382-13.2
1995-96	32-32	971-30.3	149-370	.403	108-279	.387	24-34	.706	40-76-116-3.6	70-0	55	19	0	11	430-13.4
Totals	111-71	2702-24.3	374-915	.409	240-626	.383	117-148	.791	89-209-298-2.7	216-2	218	139	1	59	1105-10.0



30. BRYANT SMITH • FORWARD, 6-5, 195, HUNTSVILLE, ALA. (BUTLER)

Year	GP-GS	Min-Avg	FG-FGA	Pct	3FG-A	Pct	FT-FTA	Pct	O-D-Reb.-Avg	PF-FO	Ast	TO	Blk	Stl	Pts-Avg
1995-96	29-3	329-11.3	34-79	.430	19-40	.475	16-28	.571	29-29-58-2.0	24-1	12	3	2	6	103-3.6
1996-97	31-18	823-26.5	83-206	.403	37-126	.294	47-69	.681	64-67-131-4.2	56-2	33	44	1	53	250-8.1
1997-98	28-23	915-32.7	130-257	.506	12-57	.211	99-149	.664	91-91-182-6.5	58-0	64	51	10	67	371-13.3
1998-99	33-33	948-28.7	134-295	.454	19-70	.271	76-125	.608	112-91-203-6.2	57-0	43	49	2	53	363-11.0
Totals	121-77	3015-24.9	381-837	.455	87-293	.297	238-371	.642	296-278-574-4.7	195-3	152	147	15	179	1087-9.0



31. BUBBA PRICE • GUARD, 6-3, 175, BIRMINGHAM, ALA. (CARVER)

Year	GP-GS	Min-Avg	FG-FGA	Pct	3FG-A	Pct	FT-FTA	Pct	O-D-Reb.-Avg	PF-FO	Ast	TO	Blk	Stl	Pts-Avg
1976-77	25-2		50-113	.442	--	--	20-35	.571	32-1.3	46-2	23	--	--	--	120-4.8
1977-78	26-14		81-181	.448	--	--	29-49	.592	57-2.2	83-5	109	--	--	--	191-7.3
1978-79	29-29	1102-38.0	181-390	.464	--	--	97-123	.789	99-3.4	93-5	120	--	--	--	459-15.8
1979-80	28-28	759-27.1	123-267	.461	--	--	59-83	.711	72-2.6	64-3	72	--	--	--	305-10.9
Totals	108-73	1861	435-951	.457	--	--	205-290	.707	260-2.4	286-15	324	--	--	--	1075-10.0




32. DERRICK DENNISON • FORWARD/GUARD, 6-3, 190, ATLANTA, GA. (DOUGLASS)

Year	GP-GS	Min-Avg	FG-FGA	Pct	3FG-A	Pct	FT-FTA	Pct	O-D-Reb.-Avg	PF-FO	Ast	TO	Blk	Stl	Pts-Avg
1986-87	18-0	90-5.0	17-28	.607	6-10	.600	4-4	1.000	1-9-10-0.6	11-0	11	14	3	1	44-2.4
1987-88	30-17	565-18.8	78-158	.494	16-45	.356	25-35	.714	28-50-78-2.6	62-1	35	47	10	25	197-6.6
1988-89	28-25	846-30.2	138-313	.441	26-84	.310	47-66	.712	25-92-117-4.2	82-3	119	108	15	44	349-12.5
1989-90	30-25	875-29.2	182-392	.464	27-79	.342	89-117	.761	40-91-131-4.4	94-2	73	107	11	54	480-16.0
Totals	106-67	2376-22.4	415-891	.466	75-218	.344	165-222	.743	94-242-336-3.2	249-6	238	276	39	124	1070-10.1



33. PAT BURKE • CENTER, 6-11, 250, CAPE CORAL, FLA. (MARINER)

Year	GP-GS	Min-Avg	FG-FGA	Pct	3FG-A	Pct	FT-FTA	Pct	O-D-Reb.-Avg	PF-FO	Ast	TO	Blk	Stl	Pts-Avg
1993-94	28-5	390-13.9	48-100	.480	0-1	.000	16-32	.500	26-56-82-2.9	55-4	14	18	8	2	112-4.0
1994-95	29-14	640-22.1	107-201	.532	3-9	.333	43-67	.642	51-88-139-4.8	53-0	29	53	29	27	260-9.0
1995-96	32-31	898-28.1	138-287	.481	13-54	.241	63-97	.649	100-178-278-8.7	86-3	28	39	11	8	352-11.0
1996-97	31-25	794-25.6	128-270	.474	4-26	.154	80-124	.645	79-137-216-7.0	76-1	88	88	33	28	340-11.0
Totals	120-75	2722-22.7	421-858	.491	20-90	.222	202-320	.631	256-459-715-6.0	270-8	159	198	81	65	1064-8.9




34. MARCO KILLINGSWORTH • FORWARD, 6-7, 235, MONTGOMERY, ALA. (CENTRAL PARK CHRISTIAN ACADEMY)

Year	GP-GS	Min-Avg	FG-FGA	Pct	3FG-A	Pct	FT-FTA	Pct	O-D-Reb.-Avg	PF-FO	Ast	TO	Blk	Stl	Pts-Avg
2001-02	28-14	549-19.6	90-170	.529	1-5	.200	38-73	.521	47-70-117-4.2	81-4	24	49	11	8	219-7.8
2002-03	34-33	975-28.7	170-309	.550	13-36	.361	98-143	.685	81-138-219-6.4	97-4	33	98	10	18	451-13.3
2003-04	27-25	753-27.9	145-247	.587	4-10	.400	77-120	.642	86-101-187-6.9	74-1	28	68	16	21	371-13.7
Totals	89-72	2277-25.6	405-726	.558	18-51	.353	213-336	.634	214-309-523-5.9	252-9	85	215	37	47	1041-11.7



35. FRANKLIN WILLIAMS • FORWARD, 6-6, 215, HEADLAND, ALA. (HEADLAND)

Year	GP-GS	Min-Avg	FG-FGA	Pct	3FG-A	Pct	FT-FTA	Pct	O-D-Reb.-Avg	PF-FO	Ast	TO	Blk	Stl	Pts-Avg
1994-95	29-19	681-23.5	75-142	.528	9-27	.333	66-89	.742	38-89-127-4.4	86-4	33	62	4	16	225-7.8
1995-96	32-27	874-27.3	115-17	.530	32-68	.471	71-106	.670	50-104-154-4.8	70-1	35	29	0	6	333-10.4
1996-97	31-21	731-23.6	80-179	.447	33-86	.384	53-77	.688	58-73-131-4.2	61-1	25	57	3	21	246-7.9
1997-98	30-22	758-25.3	73-182	.401	31-91	.341	46-74	.622	43-68-111-3.8	71-2	35	71	6	21	223-7.4
Totals	122-89	3044-24.9	343-720	.476	105-272	.386	236-346	.682	189-334-523-4.3	288-8	128	219	13	64	1027-8.4



36. BILL ALEXANDER • CENTER, 6-6, 215, CHEROKEE, ALA. (CHEROKEE VOCATIONAL)

Year	GP-GS	Min-Avg	FG-FGA	Pct	3FG-A	Pct	FT-FTA	Pct	O-D-Reb.-Avg	PF-FO	Ast	TO	Blk	Stl	Pts-Avg
1967-68	25	125-25.7	486	--	--	--	85-143	.594	186-7.4	84	26	--	--	--	335-13.4
1968-69	25	126-23.8	.529	--	--	--	85-132	.644	184-7.4	91	22	--	--	--	337-13.4
1969-70	26	141-27.1	.520	--	--	--	72-134	.537	316-12.1	78	19	--	--	--	354-13.6
Totals	76	392-766	.511	--	--	--	242-409	.591	686-8.9	253	67	--	--	--	1026-13.4



37. MUSTAPHA HERON • GUARD, 6-5, 218, WATERBURY, CONN. (SACRED HEART)

Year	GP-GS	Min-Avg	FG-FGA	Pct	3FG-A	Pct	FT-FTA	Pct	Off-Def-Tot-Avg	PF-FO	Ast	TO	Blk	Stl	Pts-Avg
2016-17	32-32	901-28.2	152-344	.442	44-104	.423	137-178	.770	52-143-195-6.1	87-2	43	77	6	27	485-15.2
2017-18	32-32	916-28.6	172-392	.439	43-130	.331	139-173	.803	41-129-170-5.3	82-3	30	66	2	38	526-16.4
Totals	64-64	1817-28.4	324-736	.440	87-234	.372	276-351	.786	93-272-365-5.7	169-5	73	143	8	65	1011-15.8



38. EARL BANKS • FORWARD, 6-7, 220, BIRMINGHAM, ALA. (HOLY FAMILY)

Year	GP-GS	Min-Avg	FG-FGA	Pct	3FG-A	Pct	FT-FTA	Pct	O-D-Reb.-Avg	PF-FO	Ast	TO	Blk	Stl	Pts-Avg
1977-78	27-7	64-13.8	.464	--	--	--	36-54	.667	173-6.4	98-11	4	--	--	--	164-6.1
1978-79	29-23	812-28.0	141-284	.496	--	--	35-56	.625	205-7.1	105-7	11	--	--	--	317-10.9
1979-80	28-25	558-19.9	86-173	.497	--	--	31-55	.564	164-5.9	90-3	13	--	--	--	203-7.3
1980-81	27-25	763-30.5	140-248	.565	--	--	40-69	.580	188-7.0	95-4	17	--	--	--	320-11.9
Totals	111-80	2133	431-843	.511	--	--	142-234	.607	730-6.6	388-25	45	--	--	--	1004-9.0



#WAR EAGLE

AUBURN MEN'S BASKETBALL



YEAR-BY-YEAR TEAM STATS

#WREAGLE

	G	FG-FGA	PCT.	3FG-3FGA	PCT.	FT-FTA	PCT.	REB-AVG.	PF-FO	A	TO	BLK	STL	PTS	AVG.
1949-50															
Auburn	23	533-1536	.346			371-547	.677		409-na					1437	62.4
Opponents	23	475-1605	.296			311-513	.606		438-na					1261	54.8
1950-51															
Auburn	21	539-1746	.309			353-525	.672	927-42.1						1431	65.0
Opponents	21	558-na				343-547	.626							1460	66.3
1951-52															
Auburn	25	616-1992	.309			372-587	.634	1212-48.5						1604	64.1
Opponents	25	553-na				388-624	.622							1491	59.6
1952-53															
Auburn	21	532-1571	.345			420-667	.629	1042-49.6	490-na					1484	70.7
Opponents	21	440-na				466-759	.614		437-na					1361	64.9
1953-54															
Auburn	24	622-1785	.348			532-787	.675	1045-43.0	596-na					1776	72.0
Opponents	24													1644	68.5
1954-55															
Auburn	20	561-1371	.396			455-660	.689	829-41.5	368-na					1577	78.9
Opponents	20													1552	77.6
1955-56															
Auburn	21	586-1447	.405			469-681	.689	989-47.1	426-na					1641	78.1
Opponents	21	566-na				464-698	.663		407-na					1596	76.0
1956-57															
Auburn	21	590-1386	.426			479-648	.739	1028-49.0	400-na					1659	79.0
Opponents	21													1506	71.7
1957-58															
Auburn	22	605-1478	.409			376-535	.703	1161-52.8	379-na					1586	72.1
Opponents	22	551-1614	.341			331-508	.653	991-45.0	398-na					1433	65.1
1958-59															
Auburn	22	593-1216	.487			514/707	.727	1004-45.6	385-na					1700	77.3
Opponents	22	494-1429	.346			330/492	.668	828-37.2	404-na					1318	59.9
1959-60															
Auburn	22	532-1022	.521			424-549	.772	802-36.5	307-na					1488	67.6
Opponents	22	490-1230	.397			298-423	.704	678-30.8	399-na					1278	58.1
1960-61															
Auburn	22	500-1018	.491			407-544	.748	791-33.0	334-na					1407	62.1
Opponents	22	483-1217	.397			312-441	.707	734-30.6	387-na					1278	58.1
1961-62															
Auburn	24	542-1190	.456			415-573	.724	954-39.8	350-na					1499	62.5
Opponents	24	487-1354	.353			280-410	.683	749-31.2	436-na					1254	52.3
1962-63															
Auburn	22	601-1191	.504			356-501	.710	911-41.4	369-na					1558	70.8
Opponents	22													1312	59.6
1963-64															
Auburn	23	629-1348	.467			384-558	.688	1028-44.7	466-26					1642	71.3
Opponents	23	593-1431	.414			417-614	.687	899-39.1	445-20					1603	69.7
1964-65															
Auburn	25	699-1488	.469			479-645	.743	1111-44.4	553-na					1877	75.1
Opponents	25	599-1441	.415			489-719	.621	916-36.6	481-na					1685	67.4
1965-66															
Auburn	26	749-1606	.465			476-601	.792	1085-41.7	545-na	325				1974	75.9
Opponents	26	695-1618	.428			494-701	.704	1027-39.5	465-na	224				1884	72.4
1966-67															
Auburn	25	651-1322	.492			478-657	.727	1001-40.0	493-na	304				1780	71.2
Opponents	25	598-1446	.413			468-655	.711	884-35.4	491-na	178				1664	66.5
1967-68															
Auburn	26	649-1370	.473			454-661	.686	983-37.8	497-na	404				1752	67.3
Opponents	26	653-1491	.437			453-610	.742	940-36.1	516-na	282				1759	67.7
1968-69															
Auburn	25	734-1461	.502			470-648	.725	989-39.5	421-na	428				1938	77.4
Opponents	25	730-1629	.448			382-517	.738	950-38.0	504-na	331				1842	73.6
1969-70															
Auburn	26	756/1703	.444			499/703	.711	1209/46.5	441/na	259				2011	77.3
Opponents	26	771/1782	.432			393/552	.711	1112/42.7	557/na	265				1935	74.4
1970-71															
Auburn	26	817-1766	.462			502-673	.745	1207-46.4	532-na	275				2136	82.1
Opponents	26	837-1842	.454			555-766	.724	1129-43.8	522-na	284				2229	85.7
1971-72															
Auburn	26	772-1633	.473			485-672	.722	1114-42.8	532-na	282				2029	78.0
Opponents	26	789-1752	.450			523-720	.726	1092-42.1	495-na	328				2101	80.8

AUBURN MEN'S BASKETBALL

	G	FG-FGA	PCT.	3FG-3FGA	PCT.	FT-FTA	PCT.	REB-AVG.	PF-FO	A	TO	BLK	STL	PTS	AVG.
1972-73															
Auburn	26	741-1707	.434			370-569	.650	1157-44.5	518-26	314				1852	71.2
Opponents	26	866-1888	.459			327-483	.677	1186-45.6	564-21	404				2059	79.2
1973-74															
Auburn	26	824-1951	.422			395-559	.706	1269-48.7	581-29	290				2043	78.5
Opponents	26	869-1907	.456			446-609	.732	1159-44.5	549-17	346				2184	84.0
1974-75															
Auburn	26	870-1916	.454			385-532	.724	1292-49.7	557-20	319				2125	81.7
Opponents	26	829-1946	.426			377-551	.684	1109-42.7	529-21	340				2035	78.3
1975-76															
Auburn	26	862-1774	.486			391-558	.701	1156-44.5	543-18	349				2115	81.3
Opponents	26	819-1806	.453			373-514	.726	976-37.5	445-25	377				2011	77.3
1976-77															
Auburn	26	862-1792	.481			368-509	.723	1152-44.3	517-17	357				2092	80.5
Opponents	26	827-1780	.465			299-459	.651	949-36.5	506-18	448				1953	75.1
1977-78															
Auburn	27	887-1818	.488			441-582	.758	1113-41.2	608-33	402				2215	82.0
Opponents	27	889-1855	.479			442-638	.693	1024-37.9	555-17	437				2220	82.2
1978-79															
Auburn	29	842-1734	.486			377-530	.711	1014-35.0	588-27	381				2061	71.1
Opponents	29	838-1711	.490			425-599	.710	980-33.8	540-26	411				2101	72.4
1979-80															
Auburn	28	746-1570	.475			362-532	.680	940-33.6	605-17	375	44	142	1854	66.2	
Opponents	28	716-1513	.473			446-645	.691	933-33.3	497-12	367			1878	67.1	
1980-81															
Auburn	27	727-1505	.483			317-481	.659	912-33.8	592-19	338	392	47	145	1771	65.6
Opponents	27	650-1400	.464			473-660	.717	871-32.3	519-17	311				1773	65.7
1981-82															
Auburn	28	789-1553	.508			356-500	.712	937-33.5	589-24	413	425	100	151	1934	69.1
Opponents	28	712-1493	.477			436-630	.692	824-29.4	498-13	335	345	46	155	1860	66.4
1982-83															
Auburn	28	818-1641	.498			349-510	.684	1024-36.6	563-24	444	502	88	158	1985	70.9
Opponents	28	764-1630	.469			421-619	.680	917-32.8	520-20	368	408	82	213	1949	69.6
1983-84															
Auburn	31	908-1752	.518			442-649	.681	1145-36.9	531-15	481	532	85	216	2258	72.8
Opponents	31	847-1818	.481			357-512	.697	882-28.5	602-24	462	436	66	233	2105	67.9
1984-85															
Auburn	34	1016-20400	.498			358-556	.644	1301-38.3	554-13	464	479	118	224	2390	70.3
Opponents	34	938-2003	.468			342-530	.645	1061-31.2	580-15	361	408	54	217	2218	65.2
1985-86															
Auburn	33	977-1934	.505			425-567	.750	1156-35.0	489-8	526	439	94	191	2379	72.1
Opponents	33	953-2005	.475			288-411	.701	1021-30.9	529-8	466	396	45	198	2194	66.5
1986-87															
3-point line is 19'-9" this year through 2007-08; moved to 20'-9" in 2008-09															
Auburn	31	955-1927	.496	107-284	.475	460-632	.728	1228-39.6	553-18	501	398	114	210	2477	79.9
Opponents	31	883-1919	.460	168-431	.382	390-546	.714	992-32.0	531-12	378	438	79	227	2324	75.0
1987-88															
Auburn	30	884-1863	.475	148-416	.356	406-527	.770	1203-40.1	479-12	518	478	83	208	2322	77.4
Opponents	30	843-1877	.449	166-435	.382	308-481	.640	977-32.6	527-10	399	389	58	264	2160	72.0
1988-89															
Auburn	28	813-1749	.465	130-375	.347	370-564	.656	1138-40.6	554-21	452	513	83	203	2126	75.9
Opponents	28	838-1791	.468	138-352	.392	412-593	.695	1008-36.0	536-10	428	400	95	275	2226	79.5
1989-90															
Auburn	31	865-1863	.464	139-383	.363	541-776	.697	1171-37.8	675-23	430	525	74	258	2410	77.7
Opponents	31	900-1889	.476	150-402	.373	525-782	.671	1148-37.0	670-12	455	496	152	274	2475	79.8
1990-91															
Auburn	29	799-1791	.446	174-462	.377	412-626	.658	1083-37.3	635-23	425	516	90	212	2184	75.3
Opponents	29	811-1726	.470	116-336	.345	564-812	.695	1085-37.4	578-15	401	470	133	267	2302	79.4
1991-92															
Auburn	27	877-1715	.511	182-403	.452	401-612	.655	978-36.2	545-13	463	438	82	189	2337	86.6
Opponents	27	849-1744	.487	135-407	.332	468-675	.693	985-36.5	510-8	432	426	99	202	2301	85.2
1992-93															
Auburn	27	815-1627	.501	161-413	.390	380-540	.704	969-35.9	478-12	423	433	75	166	2171	80.4
Opponents	27	784-1696	.462	136-399	.341	353-508	.695	922-34.1	518-14	374	398	70	180	2057	76.2
1993-94															
Auburn	28	854-1689	.506	182-479	.380	398-610	.652	1069-38.2	544-23	457	489	69	129	2288	81.7
Opponents	28	843-1830	.461	161-446	.361	419-611	.686	964-34.4	548-13	394	376	75	162	2266	80.9
1994-95															
Auburn	29	784-1662	.472	222-606	.366	440-615	.715	1049-35.2	513-14	493	495	70	216	2230	76.9
Opponents	29	794-1808	.439	214-622	.344	322-530	.608	1046-36.1	543-19	454	454	94	230	2124	73.2
1995-96															
Auburn	32	814-1868	.436	287-806	.356	463-686	.675	1188-37.1	536-10	482	551	88	251	2378	74.3
Opponents	32	853-1958	.436	195-581	.336	382-560	.682	1166-36.4	614-20	503	503	105	256	2283	71.3
1996-97															
Auburn	31	730-1759	.415	212-703	.302	384-596	.644	1150-37.1	569-13	387	506	103	245	2056	66.3
Opponents	31	718-1742	.412	159-470	.338	422-611	.691	1093-35.3	562-19	352	504	80	215	2017	65.1
1997-98															
Auburn	30	743-1766	.421	197-608	.324	385-596	.646	1183-39.4	560-20	372	492	152	215	2068	68.9
Opponents	30	698-1735	.402	201-579	.347	422-605	.698	1054-35.1	569-5	381	465	94	214	2019	67.3



	G	FG-FGA	PCT.	3FG-3FGA	PCT.	FT-FTA	PCT.	REB-AVG.	PF-FO	A	TO	BLK	STL	PTS	AVG.
1998-99															
Auburn	33	974-2245	.434	234-672	.348	498-766	.650	1452-44.0	628-10	461	425	112	327	2680	81.2
Opponents	33	714-1803	.396	188-577	.326	417-667	.625	1150-34.8	672-26	370	657	98	180	2033	61.6
1999-2000															
Auburn	34	874-2118	.413	227-695	.327	448-684	.655	1335-39.3	582-16	438	452	110	247	2423	71.3
Opponents	34	785-1915	.410	210-662	.317	408-596	.685	1205-35.4	648-13	390	556	113	189	2188	64.4
2000-01															
Auburn	32	917-2043	.449	198-642	.308	445-684	.651	1243-38.8	629-26	495	450	155	265	2477	77.4
Opponents	32	816-1930	.423	218-660	.330	488-714	.683	1217-38.0	646-17	489	526	99	219	2338	73.1
2001-02															
Auburn	28	659-1575	.418	163-517	.315	354-597	.593	1011-36.1	571-10	371	503	152	229	1835	65.5
Opponents	28	653-1624	.402	151-500	.302	408-599	.681	1055-37.7	542-10	349	473	74	239	1865	66.6
2002-03															
Auburn	34	879-1890	.465	198-573	.346	452-685	.660	1200-35.3	561-9	461	540	178	269	2408	70.8
Opponents	34	809-1939	.417	230-702	.328	387-571	.678	1131-33.3	661-17	422	539	101	269	2235	65.7
2003-04															
Auburn	28	700-1598	.438	185-543	.341	375-566	.663	1040-37.1	472-3	427	446	134	244	1960	70.0
Opponents	28	663-1529	.434	195-534	.365	315-474	.665	911-32.5	555-12	363	459	78	228	1836	65.6
2004-05															
Auburn	31	757-1794	.422	259-755	.343	418-576	.726	1027-33.1	624-26	402	449	60	228	2191	70.7
Opponents	31	837-1788	.468	227-636	.357	431-653	.660	1166-37.6	520-10	456	469	117	235	2332	75.2
2005-06															
Auburn	28	654-1509	.433	194-545	.356	334-529	.631	924-33.0	552-16	378	446	118	226	1836	65.6
Opponents	28	654-1480	.442	193-553	.349	395-585	.675	959-34.2	484-15	378	450	108	210	1896	67.7
2006-07															
Auburn	32	851-1876	.454	235-701	.335	403-639	.631	1164-36.4	613-26	532	526	130	270	2340	73.1
Opponents	32	827-1853	.446	253-678	.373	400-624	.641	1140-35.6	574-0	459	513	106	252	2307	72.1
2007-08															
Auburn	30	777-1698	.458	229-674	.340	358-535	.669	971-32.4	492-15	453	408	74	259	2141	71.4
Opponents	30	804-1672	.481	257-685	.375	318-469	.678	1004-33.5	502-10	452	453	109	174	2183	72.8
2008-09															
Auburn	36	928-2116	.439	278-832	.334	486-802	.606	1323-36.8	674-8	507	470	123	327	2620	72.8
Opponents	36	811-1992	.407	260-788	.330	472-721	.655	1326-36.8	661-13	415	586	102	236	2354	65.4
2009-10															
Auburn	32	850-1913	.444	271-819	.331	451-689	.655	1121-35.0	635-22	419	437	90	252	2422	75.7
Opponents	32	830-1818	.457	223-630	.354	490-687	.713	1137-35.5	586-?	428	484	118	212	2373	74.2
2010-11															
Auburn	31	675-1695	.398	148-465	.318	435-663	.656	1067-34.4	641-16	349	440	100	242	1933	62.4
Opponents	31	674-1583	.426	220-654	.336	483-714	.676	1095-35.3	586-24	414	477	146	216	2051	66.2
2011-12															
Auburn	31	696-1669	.417	156-517	.302	394-608	.648	1063-34.3	573-10	386	420	149	199	1942	62.6
Opponents	31	675-1651	.409	203-584	.348	430-627	.686	1093-35.3	548-11	382	440	120	221	1983	64.0
2012-13															
Auburn	32	726-1777	.409	183-589	.311	439-627	.700	1094-34.2	657-15	396	427	124	222	2074	64.8
Opponents	32	738-1717	.430	230-666	.345	495-738	.671	1126-35.2	588-6	431	430	117	211	2201	68.8
2013-14															
Auburn	30	723-1656	.437	172-554	.310	526-730	.721	1022-34.1	647-22	649	363	134	183	2144	71.5
Opponents	30	695-1615	.430	219-566	.387	546-787	.694	1053-35.1	613-0	417	381	108	174	2155	71.8
2014-15															
Auburn	35	760-1880	.404	252-727	.347	606-910	.666	1104-31.5	708-10	376	452	89	238	2378	67.9
Opponents	35	887-1892	.469	205-617	.332	544-779	.698	1297-37.1	760-21	451	513	153	235	2523	72.1
2015-16															
Auburn	31	724-1819	.398	272-799	.340	472-747	.632	1134-36.6	660-21	352	428	126	166	2192	70.7
Opponents	31	832-1877	.443	232-667	.348	525-752	.698	1269-40.9	656-15	441	403	122	190	2421	78.1
2016-17															
Auburn	32	861-1969	.437	289-789	.366	562-836	.672	1171-36.6	672-8	421	434	162	236	2573	80.4
Opponents	32	861-1972	.437	273-765	.357	551-765	.720	1248-39.0	725-22	435	482	94	197	2546	79.6
2017-18															
Auburn	34	906-2102	.431	324-908	.357	647-836	.774	1289-37.9	673-14	481	410	180	252	2783	81.9
Opponents	34	838-1961	.427	273-777	.351	539-747	.722	1204-35.4	700-24	439	516	111	207	2488	73.2
2018-19															
Auburn	40	1097-2439	.450	454-1204	.377	540-760	.711	1368-34.2	734-15	572	466	190	369	3188	79.7
Opponents	40	940-2153	.437	323-937	.345	547-775	.706	1413-35.3	691-11	491	684	144	226	2750	68.8
2019-20															
Auburn	31	808-1868	.433	252-824	.306	551-818	.674	1265-40.8	596-11	397	346	151	199	2419	78.0
Opponents	31	759-1840	.413	217-667	.325	447-623	.717	1090-35.2	657-25	346	418	97	207	2182	70.4
2020-21															
Auburn	27	711-1628	.437	245-751	.326	417-589	.708	1063-39.4	482-3	400	439	163	168	2084	77.2
Opponents	27	748-1708	.438	198-606	.327	370-540	.685	980-36.3	535-17	340	370	101	236	2064	76.4

SINGLE-GAME SUPERLATIVES

MOST POINTS SCORED

- 141 vs. Troy State (116), Dec. 11, 1991
- 121 vs. Alabama (78), Feb. 14, 1970
- 120 vs. South Alabama (67), Nov. 27, 1987, at Birmingham, Ala.
- 119 vs. Winthrop (85), Nov. 24, 2017
119 vs. Northwestern State (81), Nov. 27, 2015
- 117 vs. Coastal Carolina (72), Dec. 15, 2016
117 vs. VCU (72), Mar. 3, 1975
- 116 vs. CSUN (70), Nov. 15, 2019
- 115 vs. LSU (67), Feb. 14, 1959
- 114 vs. Southeastern Louisiana (60), Nov. 13, 1998
- 113 vs. Troy State (86), Dec. 9, 1993
- 112 vs. Oklahoma St. (94), Dec. 10, 1977, at Huntington, W. Va.
- 111 vs. Jacksonville State (54), Dec. 2, 1958
- 110 vs. LSU (94), Feb. 24, 1975

FEWEST POINTS SCORED (SHOT-CLOCK ERA)

- 35 at Vanderbilt (65), Jan. 7, 2012
35 vs. Tulsa (53), Nov. 24, 2014, at Las Vegas, Nev.
- 40 vs. South Florida (45), Jan. 20, 2011
- 41 at Pittsburgh (78), Dec. 4, 2004
- 42 vs. Temple (68), Nov. 11, 1997, at Albuquerque, N.M.
42 at Arkansas (75), Feb. 11, 1997
- 43 at Alabama (61), Feb. 26, 2013
43 vs. Long Beach State (64), Dec. 23, 2012, at Honolulu, Hawaii
43 vs. Tennessee (35), Jan. 15, 1997
- 44 at Texas Tech (46), Dec. 3, 2014

FEWEST POINTS SCORED (ALL-TIME)

- 3 at Columbus YMCA (74), Jan. 9, 1914
- 4 at Talladega Athletic Club (31), Feb. 3, 1916
- 6 vs. Georgia Tech (12), Feb. 23, 1914
- 7 at Mercer (31), Jan. 13, 1922
- 8 at Columbus YMCA (44), 1909-10 season
- 9 at Bessemer Athletic Club (31), Feb. 5, 1913
9 vs. Birmingham Athletic Club (27), 1911-12 season
- 10 at Washington & Lee (34), 1919-20 season
- 11 at Camp Benning (19), Jan. 17, 1921
11 at Mississippi State (32), Jan. 23, 1915
11 vs. Columbus YMCA (41), Feb. 14, 1914

MOST POINTS ALLOWED

- 119 at Kentucky (Auburn 76), Feb. 10, 1975
- 117 vs. Arkansas (Auburn 105), Jan. 15, 1994
- 116 vs. Troy State (Auburn 141), Dec. 11, 1991
- 115 at Kentucky (Auburn 78), Jan. 29, 1966
- 114 vs. Kentucky (Auburn 95), Feb. 14, 2016
114 at Kentucky (Auburn 93), Mar. 2, 1991
114 at Kentucky (Auburn 76), Feb. 1, 1971
114 vs. Florida (Auburn 95), Feb. 14, 2017
- 111 vs. Northwestern St. (Auburn 92), Nov. 15, 2013
- 110 at Arkansas (Auburn 92), Jan. 4, 1992
110 at Kentucky (Auburn 75), Feb. 21, 2015
- 109 vs. Kentucky (Auburn 79), Feb. 27, 1954, at Montgomery, Ala.

FEWEST POINTS ALLOWED (SHOT-CLOCK ERA)

- 32 vs. Tuskegee (Auburn 75), Dec. 17, 2008
- 35 vs. Coppin State (Auburn 63), Dec. 13, 1999
35 vs. Tennessee (Auburn 43), Jan. 15, 1997
- 37 vs. Alabama (Auburn 49), Feb. 6, 2013
37 at Arkansas (Auburn 52), Jan. 11, 2003
- 38 vs. UNC-Asheville (Auburn 83), Dec. 20, 2001
- 40 vs. South Florida (Auburn 52), Dec. 14, 2011
40 vs. Alabama A&M (Auburn 82), Dec. 29, 2008
40 vs. Alabama (Auburn 94), Jan. 18, 1998
- 41 vs. UNC Asheville (Auburn 67), Dec. 4, 2018
41 vs. Bethune-Cookman (Auburn 67), Jan. 2, 2012
41 vs. Winthrop (Auburn 80), Mar. 11, 1999, at Indianapolis, Ind.

FEWEST POINTS ALLOWED (ALL-TIME)

- 6 at Marion (Auburn 38), Feb. 5, 1916
6 at Georgia Tech (Auburn 26), Feb. 17, 1906
- 7 at Vanderbilt (Auburn 27), Jan. 28, 1921
7 vs. Tulane (Auburn 27), Jan. 19, 1906
- 8 vs. West Point Athletic Club (Auburn 38), 1919-20 season
8 vs. Birmingham H.S. (Auburn 31), 1911-12 season
8 at Georgia Tech (Auburn 24), Feb. 4, 1909
- 9 vs. Camp Benning (Auburn 68), Jan. 25, 1919
9 vs. Augusta Athletic Assoc. (Auburn 37), Jan. 27, 1909
9 vs. Mercer (Auburn 48), 1906-07 season

BIGGEST WINS

Margin	Date	Team (Site)	AU-Opp
79 pts	1927-28 season	White's Business College	92-13
65 pts	Jan. 17, 1914	Wetumpka Ath. Club (H)	82-17
59 pts	Dec. 30, 1957	Howard College (H)	106-47
59 pts	Jan. 25, 1919	Camp Benning	68-99
58 pts	Dec. 3, 1963	Howard College (H)	102-44
57 pts	Dec. 20, 1999	Puerto Rico-Mayaguez (A)	109-52
57 pts	Dec. 2, 1958	Jacksonville State (H)	111-54
56 pts	Feb. 15, 1906	Mercer	64-8
56 pts	Nov. 21, 1999	Arkansas-Pine Bluff (H)	100-44
55 pts	Jan. 2, 2000	Stony Brook (H)	100-45
54 pts	Jan. 18, 1998	Alabama (H)	94-40
54 pts	Nov. 13, 1998	Southeastern Louisiana (H)	114-60
53 pts	Dec. 29, 1998	Bethune-Cookman (H)	99-46
53 pts	Nov. 27, 1987	South Alabama (BHAM)	120-67
51 pts	Nov. 14, 2018	Mississippi College (H)	103-52
50 pts	Dec. 16, 1976	VCU (A)	109-59
50 pts	Nov. 28, 2018	Saint Peter's (H)	99-49

BIGGEST LOSSES

Margin	Date	Team (Site)	AU-Opp
80 pts	Jan. 10, 1913	Georgia (A)	12-92
72 pts	Jan. 19, 1917	Georgia	18-90
71 pts	Jan. 9, 1914	Columbus YMCA (A)	3-74
67 pts	Feb. 7, 1916	Georgia (A)	14-81
66 pts	Feb. 28, 1947	Kentucky (LOU*)	18-84
64 pts	Jan. 16, 1914	Georgia (A)	16-80
50 pts	Jan. 10, 1914	Atlanta Ath. Club (A)	20-70
48 pts	Dec. 30, 1953	Vanderbilt (A)	48-96
47 pts	Feb. 21, 1914	Mercer (A)	13-60
46 pts	Jan. 10, 1913	Georgia (H)	21-67
45 pts	Jan. 19, 1974	Vanderbilt (A)	51-96
45 pts	Feb. 28, 1946	Kentucky (LOU*)	24-69
44 pts	Jan. 5, 1951	Kentucky (A)	35-79
43 pts	Feb. 10, 1975	Kentucky (A)	76-119
43 pts	Dec. 18, 1972	Dayton (A)	63-106
42 pts	Mar. 7, 1997	Kentucky (MEM*)	50-92
41 pts	Mar. 2, 2005	Alabama (A)	53-94

*SEC Tournament: Louisville, Ky.; Memphis, Tenn.

YEAR-BY-YEAR SCORES

#WREAGLE

1905-06

Record: 5-1-1

COACH: Mike Donahue
CAPTAIN: Frank Jones

		RESULT	
Jan. 19	vs. Tulane	W	27 7
Feb. 7	vs. Montgomery YMCA	W	29 12
Feb. 7	vs. Columbus YMCA	L	16 18
Feb. 15	vs. Mercer	W	64 8
Feb. 16	at Atlanta Athletic Club	W	28 17
Feb. 17	at Georgia Tech	W	26 6
Mar. 16	at Birmingham Athletic Club	T	14 14

1906-07

Record: 4-2

COACH: Mike Donahue
CAPTAIN: C.W. Woodruff

		RESULT	
Jan. 19	vs. Tulane	W	35 15
	Mercer	W	48 9
Feb. 14	vs. Columbus YMCA (OT)	W	29 27
Feb. 16	at Birmingham Athletic Club	L	23 29
Feb. 26	at Columbus YMCA	W	16 11
	Birmingham Athletic Club	L	20 21

1907-08

Record: 6-5

COACH: Mike Donahue
CAPTAIN: R.Y. Ware

		RESULT	
Feb. 5	at Montgomery YMCA	W	25 18
	at Columbus YMCA	L	32 37
Feb. 8	vs. Birmingham Athletic Club	W	26 14
Feb. 15	at Birmingham Athletic Club	L	21 25
Feb. 16	at Bessemer Athletic Club	W	34 13
	vs. Wetumpka Athletic Club	W	47 11
	Montgomery YMCA	L	21 27
	Wake Forest	W	38 13
Feb. 22	vs. Montgomery YMCA	L	27 31
Mar. 2	vs. Columbus YMCA	L	19 33
	vs. Georgia ^	W	34 20

^ - Columbus, Ga.

1908-09

Record: 4-3

COACH: Mike Donahue
CAPTAIN: T.C. Locke

		RESULT	
	at Georgia	L	37 48
Jan. 8	vs. Columbus YMCA	L	14 41
Jan. 16	vs. Bessemer Athletic Club	L	14 17
Jan. 18	vs. Tulane	W	29 15
Jan. 27	vs. Augusta Athletic Assoc.	W	37 9
Feb. 4	at Georgia Tech	W	24 8
	at Mercer	W	26 23

1909-10

Record: 11-6

COACH: Mike Donahue
CAPTAIN: S. Gordy

		RESULT	
	vs. Wetumpka Athletic Club	W	56 12
	at Columbus YMCA	L	8 44
	at Mercer	W	38 20
	at Georgia	L	35 40
	at Atlanta Athletic Club	L	23 44
	vs. Mercer	W	56 19
	vs. Bessemer Athletic Club	W	26 18
	at Birmingham Athletic Club	L	31 33
	at Bessemer Athletic Club	W	23 10
	at Birmingham YMCA	L	12 23
	vs. Birmingham H.S.	W	29 16
	vs. Georgia	W	56 21
	vs. Birmingham Ath. Club	W	31 19
	vs. Montgomery YMCA	W	24 16
	vs. Columbus YMCA	L	16 42
	at Montgomery YMCA	W	26 17
	at Birmingham Ath. Club	W	26 19

1910-11

Record: 3-5

COACH: Mike Donahue
CAPTAIN: L.A. Scarbrough

		RESULT	
	Columbus YMCA	L	33 45
	at Georgia	L	24 26
	Birmingham Athletic Club	L	19 53
	Bessemer Athletic Club	W	28 24
	Birmingham H.S.	L	21 28
	Birmingham YMCA	L	27 30
Feb. 11	vs. Texas	W	45 27
	Nashville Athletic Club	W	36 34

1911-12

Record: 2-6

COACH: Mike Donahue
CAPTAIN: E.A. Major

		RESULT	
	Columbus YMCA	L	12 19
	Atlanta Athletic Club	L	22 60
	at Georgia	L	19 40
	Birmingham Athletic Club	L	26 35
	Birmingham H.S.	W	31 8
	Birmingham Athletic Club	L	9 27
	Bessemer Athletic Club	L	19 20
Feb. 10	vs. LSU	W	38 15

1912-13

Record: 6-9

COACH: Mike Donahue

		RESULT	
Jan. 10	at Georgia	L	12 92
Jan. 11	at Atlanta Athletic Club	L	30 62
Jan. 18	vs. Mercer	W	33 31
Jan. 23	vs. Cumberland	L	19 35
Jan. 24	at Selma YMCA	W	29 15
Jan. 25	at Marion	W	26 15
Feb. 5	at Bessemer Athletic Club	L	9 31
Feb. 6	at Birmingham Athletic Club	L	12 35
Feb. 7	at Birmingham High School	L	24 34
Feb. 8	vs. Montgomery YMCA	W	39 23
Feb. 12	at Georgia Tech	W	36 27
	vs. Columbus YMCA	L	13 77

Feb. 22	vs. Georgia Tech	W	23 19
Mar. 1	at Mercer	L	19 36
	vs. Georgia	L	21 67

1913-14

Record: 3-10

COACH: Mike Donahue
CAPTAIN: E.E. Clements

		RESULT	
Jan. 9	at Columbus YMCA	L	3 74
Jan. 10	at Atlanta Athletic Club	L	20 70
Jan. 16	at Georgia	L	16 80
Jan. 17	vs. Wetumpka Ath. Club	W	82 17
Jan. 23	vs. Birmingham Athletic Club	L	19 42
Jan. 24	vs. Montgomery YMCA	W	24 20
Jan. 30	at Bessemer Athletic Club	L	27 68
Jan. 31	vs. Mercer	W	25 23
Feb. 14	vs. Columbus YMCA	L	11 41
Feb. 20	at Georgia Tech	L	12 50
Feb. 21	at Mercer	L	13 60
Feb. 23	vs. Georgia Tech	L	6 21
Feb. 28	vs. Georgia	L	15 46

1914-15

Record: 3-5

COACH: Mike Donahue
CAPTAIN: E.E. Clements

		RESULT	
Jan. 18	at Atlanta Athletic Club	L	29 43
Jan. 22	at Mississippi State	L	16 44
Jan. 23	at Mississippi State	L	11 32
Jan. 30	at Atlanta Athletic Club	L	18 76
Feb. 22	vs. Mississippi State	W	19 18
Feb. 23	vs. Mississippi State	W	21 17
Feb. 26	vs. Mobile YMCA	W	29 22
Feb. 27	at Columbus YMCA	L	29 51

1915-16

Record: 3-5

COACH: Mike Donahue
CAPTAIN: W.C. Payne

		RESULT	
Jan. 21	vs. Mario	L	24 27
Jan. 21	vs. Montgomery YMCA	L	16 29
Feb. 3	at Talladega Athletic Club	L	4 31
Feb. 5	at Marion	W	18 6
Feb. 7	at Georgia	L	14 81
Feb. 8	vs. Georgia	L	18 45
Feb. 10	vs. LSU	W	24 23
Feb. 10	vs. Montgomery YMCA	W	58 18

1916-17

Record: 2-2

COACH: Mike Donahue
CAPTAIN: M.H. Floyd

		RESULT	
Jan. 19	at Georgia	L	18 90
Jan. 26	vs. Marion	W	38 18
Jan. 31	Montgomery YMCA	W	43 25
Feb. 13	vs. LSU	L	13 37

AUBURN MEN'S BASKETBALL

1917-18**Record: 2-3**COACH: Mike Donahue
CAPTAIN: M.H. Floyd

		RESULT
	Birmingham College	W 27 24
Jan. 18	at LSU	L 31 43
Jan. 19	at LSU	L 27 34
Jan. 20	vs. Birmingham Athletic Club	L 19 27
	Birmingham College	L 19 11

1918-19**Record 4-3**

COACH: Mike Donahue

		RESULT
Jan. 11	vs. Montgomery YMCA	W 59 10
Jan. 14	at Georgia	W 25 20
Jan. 18	at Atlanta Athletic Club	L 23 40
Jan. 25	vs. Camp Benning	W 68 9
Jan. 29	vs. Georgia	W 35 22
Feb. 12	Birmingham Athletic Club	L 22 38
Feb. 15	Atlanta Athletic Club	L 26 36

1919-20**Record: 11-7**COACH: Mike Donahue
CAPTAIN: Jimmy Wade

		RESULT
	at West Point Athletic Club	W 38 8
	vs. Montgomery YMCA	W 55 19
	at Georgia	L 16 31
Jan. 22	at Georgia Tech	W 29 24
	vs. Birmingham Ath. Club	W 27 21
	at Atlanta Athletic Club	L 19 57
	at Clemson	W 60 12
	at Charlotte YMCA	L 30 36
	at VMI	L 19 45
	at Washington & Lee	L 10 34
	at Virginia	W 27 21
	at VPI	L 20 26
Feb. 13	vs. Atlanta Athletic Club	L 24 44
	vs. LSU	W 33 21
	vs. Georgia	W 31 29
	at Montgomery YMCA	W 38 19
	at Birmingham Ath. Club	W 25 20
Mar. 9	vs. Georgia Tech	W 26 17

1920-21**Record: 5-8**COACH: Mike Donahue
CAPTAIN: H.B. Barks

		RESULT
Jan. 11	vs. Mercer (OT)	W 36 31
Jan. 12	vs. Georgia	L 22 31
Jan. 15	at Atlanta Athletic Club	L 17 42
Jan. 17	at Camp Benning	L 11 19
Jan. 22	at Georgia Tech	W 30 28
Jan. 28	at Vanderbilt	W 27 7
Jan. 29	at Kentucky	L 25 40
Jan. 31	at Centre College	L 24 42
Feb. 5	at Georgia	L 23 29
Feb. 12	at Birmingham Athletic Club	L 34 39
Feb. 22	vs. Spring Hill	W 41 32
Mar. 3	vs. Clemson ^	W 45 25
Mar. 4	vs. Georgia ^	L 24 32

^ - Southern Conference Tournament (Atlanta, Ga.)

1921-22**Record: 5-8**COACH: Wilbur Hutsell
CAPTAIN: Joe Harrison

		RESULT
Jan. 13	at Mercer	L 7 31
Jan. 14	at Atlanta Athletic Club	L 12 42
Jan. 21	vs. Clemson	W 32 19
Jan. 28	at Georgia Tech	L 17 35
Feb. 2	vs. Mercer	L 26 28

Feb. 4	at Birmingham Ath. Club	W 29 19
Feb. 11	vs. Georgia Tech	W 29 26
Feb. 14	vs. Camp Benning	L 17 30
Feb. 18	vs. Birmingham Ath. Club	W 34 21
Feb. 24	vs. Newberry ^	W 32 21
Feb. 27	vs. North Carolina ^	L 27 32
	at Georgia	L 15 39
	vs. Georgia	L 17 31

^ - Southern Conference Tournament (Atlanta, Ga.)

1922-23**Record: 7-7**COACH: Wilbur Hutsell
CAPTAIN: Charlie Dudley

		RESULT
	West Point Athletic Club	W 25 18
Jan. 12	at Georgia Tech	L 17 35
	Montgomery YMCA	W 37 22
	Wofford	W 42 19
	at Georgia	L 29 35
Jan. 29	at Clemson	L 19 24
	Wofford	L 19 20
	at Furman	L 22 43
	Birmingham Athletic Club	W 31 17
	Camp Benning	W 24 19
	Birmingham Athletic Club	L 19 42
	vs. Georgia	W 45 16
Feb. 23	vs. Georgia Tech	W 29 26
Feb. 27	vs. Mercer ^	L 24 45

^ - Southern Conference Tournament (Atlanta, Ga.)

1923-24**Record: 4-9**

COACH: Wilbur Hutsell

		RESULT
Jan. 8	Columbus YMCA	W 36 19
Jan. 11	at Georgia Tech	L 24 39
Jan. 12	Atlanta Athletic Club	L 22 31
Jan. 16	Camp Benning	W 42 18
Jan. 19	Birmingham Athletic Club	W 44 23
Jan. 25	at Tulane	L 19 32
Jan. 26	at Tulane	L 22 27
Jan. 30	vs. Georgia	L 17 32
Feb. 5	at Georgia	L 18 33
Feb. 9	vs. Georgia Tech	L 18 33
Feb. 16	Birmingham Athletic Club (OT)	L 32 36
Feb. 29	vs. Georgia Tech ^	W 35 29
Mar. 1	vs. Alabama ^	L 19 40

^ - Southern Conference Tournament (Atlanta, Ga.)

1924-25**Record: 3-11**

COACH: Herb Bunker

		RESULT
Dec. 18	at Mercer	L 21 28
Dec. 19	at Albany YMCA	L 21 28
Jan. 5	at Tulane	L 18 33
Jan. 6	at Tulane	L 31 45
Jan. 13	vs. Camp Benning	L 27 36
Jan. 17	vs. Georgia Tech	L 21 28
Jan. 28	vs. Montgomery YMCA	W 34 12
Jan. 31	vs. Mercer	L 27 38
Feb. 7	at Georgia Tech	W 15 14
Feb. 10	at Georgia	L 17 40
Feb. 12	at Camp Benning	W 38 36
Feb. 14	at Birmingham Athletic Club	L 25 35
Feb. 17	vs. Georgia	L 21 37
Feb. 18	vs. Virginia ^	L 27 29

^ - Southern Conference Tournament (Atlanta, Ga.)

1925-26**Record: 5-10**COACH: Mike Papke
CAPTAIN: Bill McKinney

		RESULT
Dec. 6	at Howard	W 32 16
	at Birmingham-Southern	W 32 17
Jan. 9	vs. Georgia Tech	W 32 28
Jan. 11	vs. Howard	W 35 21
Jan. 23	at Birmingham Athletic Club	L 27 44
Jan. 28	at Mobile YMCA	L 17 19
Jan. 29	at Tulane	L 30 33
Jan. 30	at Tulane	L 31 52
Feb. 4	at Georgia	L 28 49
Feb. 5	at North Carolina State	L 36 43
Feb. 6	at VMI	L 25 41
Feb. 8	at Kentucky	L 26 35
Feb. 13	vs. Birmingham Ath. Club	W 39 32
Feb. 19	at Georgia Tech	L 18 28
Feb. 26	vs. North Carolina State ^	L 26 32

^ - Southern Conference Tournament (Atlanta, Ga.)

1926-27**Record: 13-6**COACH: Mike Papke
CAPTAIN: Buck Ellis

		RESULT
Jan. 5	at Georgia Tech (OT)	L 20 22
Jan. 10	vs. Mississippi State	L 31 34
Jan. 11	vs. Mississippi State	W 27 24
Jan. 15	vs. Florida	W 51 34
Jan. 28	at Tulane	W 42 33
Jan. 29	at Tulane	W 35 12
Jan. 30	vs. Tulane	W 50 11
Feb. 1	vs. Tulane	W 33 30
Feb. 3	vs. Clemson	W 45 26
Feb. 4	vs. Clemson	W 45 23
Feb. 5	at Florida	W 40 28
Feb. 11	vs. Sewanee	W 46 15
Feb. 12	vs. Georgia Tech	W 42 24
Feb. 15	at Tennessee	L 23 24
Feb. 16	at Chattanooga	L 34 39
Feb. 17	at Vanderbilt	L 35 39
Feb. 18	at Sewanee	W 35 28
Feb. 25	vs. Virginia Tech ^	W 38 33
Feb. 26	vs. North Carolina ^	L 15 28

^ - Southern Conference Tournament (Atlanta, Ga.)

1927-28**Record: 20-2**COACH: Mike Papke
CAPTAIN: Fob James Sr.
**SOUTHERN CONFERENCE TOURNEY
RUNNER-UP**

		RESULT
	vs. Montgomery YMCA	W 38 12
	vs. White's Business College	W 92 13
Jan. 7	vs. Georgia Tech	W 56 29
	vs. So. College (Fla.)	W 51 18
Jan. 13	at Florida	W 39 23
Jan. 14	at Florida	W 43 33
Jan. 18	vs. Clemson	W 56 26
Jan. 19	vs. Clemson	W 30 23
Jan. 27	at Tulane	W 32 17
Jan. 28	at Tulane	W 49 31
Jan. 29	vs. Tennessee	W 63 14
Feb. 1	vs. Vanderbilt	W 62 28
Feb. 3	vs. Georgia	W 28 25
Feb. 9	vs. Georgetown (Ky.)	W 41 25
Feb. 10	vs. Ole Miss	L 42 43
Feb. 11	vs. Ole Miss	W 58 38
Feb. 21	vs. Florida	W 58 32
Feb. 22	vs. Florida	W 50 28
Feb. 27	vs. Clemson ^	W 27 26
Feb. 28	vs. Georgia Tech ^	W 30 29
Mar. 1	vs. Mississippi State ^	W 42 34
Mar. 2	vs. Ole Miss ^	L 30 31

^ - Southern Conference Tournament (Atlanta, Ga.)

1928-29

Record: 6-15

COACH: George Bohler
CAPTAIN: Frank DuBose

		RESULT	
	vs. Camp Benning	W	40 38
	vs. Birmingham Ath. Club	W	37 34
	at Camp Benning	L	37 43
	vs. LaGrange YMCA	L	29 32
	at Birmingham Athletic Club	L	20 38
	vs. So. College (Fla.)	W	33 29
Jan. 25	at Florida	L	33 44
Jan. 26	at Florida	W	39 32
Jan. 28	vs. LSU	L	28 45
Jan. 29	vs. LSU	L	28 65
Feb. 1	at Clemson	L	20 46
Feb. 2	at Georgia	L	31 39
Feb. 6	at Georgia Tech	L	25 42
Feb. 8	vs. Tulane	L	35 48
Feb. 9	vs. Tulane	W	40 25
	at Mercer	L	41 46
	at Mercer	L	29 31
Feb. 16	vs. Georgia Tech	L	41 46
Feb. 18	vs. Florida	L	29 46
Feb. 19	vs. Florida	W	51 26
Mar. 1	vs. Georgia ^	L	24 42

^ - Southern Conference Tournament (Atlanta, Ga.)

1929-30

Record: 1-10

COACH: Hal Lee
CAPTAIN: Louie James

		RESULT	
Jan. 10	vs. Clemson	L	31 39
Jan. 11	vs. South Carolina	W	30 22
Jan. 25	at Tennessee	L	18 33
Jan. 26	vs. Vanderbilt	L	27 29
Jan. 29	vs. Georgia	L	35 43
Feb. 7	at LSU	L	27 44
Feb. 8	at LSU	L	40 46
Feb. 11	at Tulane	L	40 45
Feb. 12	at Tulane	L	37 41
Feb. 18	vs. Georgia Tech	L	34 47
Feb. 19	at Georgia Tech	L	29 40

1930-31

Record: 9-6

COACH: Sam McAllister
CAPTAIN: Ralph Jordan

		RESULT	
Jan. 6	vs. South Carolina	W	39 21
Jan. 10	vs. Clemson	W	44 20
Jan. 12	vs. North Carolina State (OT)	W	30 28
Jan. 23	at Georgia	L	27 30
Jan. 24	at South Carolina	W	36 16
Jan. 26	at Clemson	L	33 37
Jan. 28	vs. Georgia Tech	L	33 37
Jan. 31	vs. Vanderbilt	L	26 36
Feb. 6	vs. Tulane	W	44 22
Feb. 7	vs. Tulane	W	51 35
Feb. 14	vs. Vanderbilt	W	42 25
Feb. 18	Camp Benning	W	54 13
Feb. 24	at Georgia Tech	L	22 47
Feb. 27	vs. Virginia ^	W	33 26
Feb. 28	vs. Georgia ^	L	27 31

^ - Southern Conference Tournament (Atlanta, Ga.)

1931-32

Record: 12-3

COACH: Sam McAllister
CAPTAIN: Jack Stewart

		RESULT	
Jan. 8	at Birmingham Southern	W	41 23
Jan. 9	at Vanderbilt	W	36 23
Jan. 12	vs. Georgia Tech	W	25 22
Jan. 22	at Florida	W	43 26
Jan. 23	at Florida	W	28 21

Jan. 30	vs. Vanderbilt	W	38 23
Feb. 5	at Tulane	L	21 26
Feb. 6	at Tulane	W	42 37
Feb. 8	at LSU	W	48 34
Feb. 9	at LSU	W	34 30
Feb. 13	at Georgia Tech	L	28 36
Feb. 15	vs. Georgia	W	26 24
Feb. 26	vs. North Carolina State	W	34 33
Feb. 27	vs. LSU	W	30 22
Feb. 28	vs. North Carolina	L	31 52

^ - Southern Conference Tournament (Atlanta, Ga.)

1932-33

Record: 4-9, 4-7 SEC

COACH: Sam McAllister
CAPTAIN: Slick Kaley

		RESULT	
Jan. 20	at Birmingham Southern	L	33 50
Jan. 22	at Vanderbilt	L	24 25
Jan. 24	vs. LSU	L	25 26
Jan. 25	vs. LSU	W	25 24
Feb. 3	vs. Tulane	W	22 19
Feb. 4	vs. Tulane	L	18 35
Feb. 9	vs. Vanderbilt	L	20 21
Feb. 11	at Georgia	L	21 22
Feb. 15	vs. Georgia Tech	L	20 29
Feb. 17	vs. Florida	W	32 30
Feb. 18	vs. Florida	W	16 11
Feb. 20	vs. Georgia Tech #	L	18 29
Feb. 24	vs. LSU ^	L	33 57

- Atlanta, Ga. (Atlanta Athletic Club)

^ - SEC Tournament (Atlanta, Ga.)

1933-34

Record: 2-11, 2-9 SEC

COACH: Ralph Jordan

		RESULT	
Jan. 9	at Vanderbilt	L	22 31
Jan. 11	vs. Georgia Tech	L	26 28
Jan. 26	vs. Birmingham Southern	L	22 39
Jan. 27	vs. Vanderbilt	L	33 48
Feb. 3	at Tulane	L	18 34
Feb. 4	at Tulane	L	20 30
Feb. 5	at LSU	L	17 40
Feb. 6	at LSU	L	16 38
Feb. 10	vs. Georgia	W	30 21
Feb. 14	at Georgia Tech	L	20 24
Feb. 17	at Florida	W	23 21
Feb. 18	at Florida	L	21 39
Mar. 1	vs. Tennessee ^	L	26 43

^ - SEC Tournament (Atlanta, Ga.)

1934-35

Record: 4-13, 3-9 SEC

COACH: Ralph Jordan

		RESULT	
Jan. 5	at Lanett Athletic Club	W	44 25
Jan. 8	at South Carolina	L	34 35
Jan. 9	at South Carolina	L	26 42
Jan. 10	at Sewanee	L	18 19
Jan. 11	at Vanderbilt	L	27 37
Jan. 12	at Vanderbilt	L	24 41
Jan. 26	vs. Birmingham Southern	L	20 37
Feb. 1	vs. Tennessee	L	27 48
Feb. 2	at Birmingham Southern	L	40 46
Feb. 5	at Georgia	L	29 33
Feb. 6	at Georgia Tech	L	24 25
Feb. 8	vs. Florida	W	39 34
Feb. 9	vs. Florida	L	25 35
Feb. 13	vs. Georgia Tech	L	19 34
Feb. 14	vs. Sewanee	W	28 13
Feb. 15	vs. Sewanee	W	33 24
Feb. 15	vs. Vanderbilt	L	25 37

1935-36

Record: 10-7, 7-4 SEC

COACH: Ralph Jordan

		RESULT	
Dec. 19	vs. Clemson	L	23 33
Dec. 20	vs. Clemson	L	18 31
Jan. 9	at Vanderbilt	L	27 47
Jan. 10	at Sewanee	W	25 23
Jan. 11	at Sewanee	W	34 25
Jan. 24	at Birmingham Southern	W	26 17
Jan. 25	vs. Vanderbilt	L	32 37
Feb. 4	vs. Georgia Tech	W	31 28
Feb. 10	vs. Sewanee	W	41 31
Feb. 11	vs. Sewanee	W	42 18
Feb. 15	vs. Georgia	W	33 26
Feb. 19	at Georgia Tech	L	22 46
Feb. 21	at Florida	W	32 16
Feb. 22	at Florida	L	13 20
Feb. 28	vs. Birmingham Southern	W	41 22
Feb. 29	vs. Georgia	W	43 26
Mar. 1	vs. Tennessee	L	25 43

^ - SEC Tournament (Knoxville, Tenn.)

1936-37

Record: 11-4, 7-4 SEC

COACH: Ralph Jordan

		RESULT	
Jan. 9	vs. Fort Benning	W	54 13
Jan. 15	at Sewanee	W	41 34
Jan. 16	at Sewanee	W	34 29
Jan. 30	at Birmingham Southern	W	39 22
Feb. 1	vs. LSU	W	37 24
Feb. 2	vs. LSU	L	34 54
Feb. 8	vs. Sewanee	W	39 32
Feb. 9	vs. Sewanee	W	36 16
Feb. 11	at Georgia Tech	L	28 42
Feb. 12	vs. Florida	W	35 34
Feb. 13	vs. Florida	W	51 40
Feb. 15	at Clemson	W	41 33
Feb. 16	at Clemson	W	33 26
	at Georgia	L	19 21
Feb. 27	vs. Georgia Tech	L	33 35

1937-38

Record: 14-5, 6-3 SEC

COACH: Ralph Jordan

		RESULT	
Jan. 14	at Sewanee	W	36 31
Jan. 15	at Sewanee	W	38 19
Jan. 19	at Birmingham Southern	W	49 39
Jan. 28	vs. Georgia Tech		
Jan. 28	vs. Oglethorpe	W	46 43
Jan. 29	vs. Oglethorpe	W	49 14
Feb. 7	vs. Sewanee		
Feb. 8	vs. Sewanee		
Feb. 12	vs. Georgia	W	34 27
Feb. 14	at Georgia Tech	L	42 43
Feb. 18	at Birmingham Southern		
Feb. 25	at Florida	L	34 43
Feb. 26	at Florida	L	35 51
Feb. 28	at Georgia Tech	L	32 54
Mar. 3	vs. LSU ^	L	34 60

(Only Scores That Are Available)

^ - SEC Tournament (Baton Rouge, La.)

1938-39**Record: 16-6, 8-4 SEC**

COACH: Ralph Jordan

		RESULT	
Dec. 16	vs. Lanett Mill	W	40 21
Dec. 17	vs. Nehi Reds	W	41 36
Jan. 4	at Lanett Mill	W	38 21
Jan. 6	vs. Spring Hill	W	30 22
Jan. 7	vs. Spring Hill	W	44 23
Jan. 13	vs. Sewanee	W	41 31
Jan. 14	vs. Sewanee	W	38 27
Jan. 16	vs. Vanderbilt	L	39 41
Jan. 28	vs. Birmingham Southern	W	50 17
Feb. 2	vs. Mississippi College	L	44 59
Feb. 4	at Georgia	L	21 43
Feb. 10	vs. Georgia	W	34 29
Feb. 11	vs. Birmingham Southern	W	52 35
Feb. 16	at Vanderbilt	L	42 49
Feb. 17	at Sewanee	W	34 27
Feb. 18	at Sewanee	W	39 28
Feb. 22	vs. Georgia Tech	W	38 24
Feb. 24	vs. Florida	W	40 38
Feb. 25	vs. Florida	L	25 31
Feb. 27	at Georgia Tech	W	49 33
Mar. 2	vs. Tulane ^	W	43 30
Mar. 3	vs. Tennessee ^	L	35 49

^ - SEC Tournament (Knoxville, Tenn.)

1939-40**Record: 7-10, 6-7 SEC**

COACH: Ralph Jordan

		RESULT	
Dec. 14	vs. Spring Hill	W	37 34
Dec. 15	vs. Spring Hill	L	33 34
Jan. 5	at LSU	L	39 50
Jan. 6	at LSU	W	42 26
Jan. 11	at Vanderbilt	L	45 51
Jan. 12	at Sewanee	W	51 32
Jan. 13	at Sewanee	W	64 32
Jan. 20	vs. Vanderbilt	L	46 50
Jan. 27	vs. Howard	L	33 37
Feb. 3	vs. Georgia	L	28 32
Feb. 6	at Georgia Tech	L	31 53
Feb. 9	vs. Georgia	L	47 48
Feb. 16	vs. Sewanee	W	46 30
Feb. 17	vs. Sewanee	W	63 34
Feb. 21	vs. Georgia Tech (OT)	W	39 38
Feb. 24	vs. Florida	L	37 42
Feb. 28	vs. Georgia ^	L	41 48

^ - SEC Tournament (Knoxville, Tenn.)

1940-41**Record: 13-6, 6-5 SEC**

COACH: Ralph Jordan

		RESULT	
Jan. 3	vs. Spring Hill	W	35 30
Jan. 4	vs. Spring Hill	W	46 34
Jan. 10	vs. Sewanee	W	36 24
Jan. 11	vs. Sewanee	W	39 25
Jan. 13	vs. Ole Miss	W	43 30
Jan. 24	vs. Tulane	W	45 41
Jan. 25	vs. Vanderbilt	W	45 44
Jan. 31	vs. Tennessee	L	33 51
Feb. 1	at Georgia Tech	L	39 48
Feb. 3	vs. Mississippi State	L	44 48
Feb. 5	vs. Georgia Tech	W	51 45
Feb. 8	vs. Georgia	W	43 39
Feb. 10	vs. Howard	W	35 21
Feb. 11	vs. LSU	W	50 49
Feb. 13	at Vanderbilt	L	39 47
Feb. 14	at Sewanee	W	39 28
Feb. 15	at Sewanee	W	46 31
Feb. 26	at Georgia	L	31 36
Feb. 28	vs. Alabama ^	L	16 38

^ - SEC Tournament (Louisville, Ky.)

1941-42**Record: 11-6, 9-5 SEC**

COACH: Ralph Jordan

		RESULT	
Dec. 18	at Mississippi State	W	39 29
Dec. 19	at Ole Miss	W	34 31
Jan. 16	at Vanderbilt	W	35 33
Jan. 23	at Tennessee	L	23 43
Jan. 26	vs. Vanderbilt	W	50 45
Jan. 31	at Georgia Tech	L	42 48
Feb. 3	vs. Georgia Tech	W	43 38
Feb. 6	at Georgia	W	32 28
Feb. 13	vs. Georgia	W	53 41
Feb. 14	vs. Mississippi State	L	40 41
Feb. 16	at LSU	L	49 63
Feb. 17	at Tulane	L	41 50
Feb. 20	vs. Florida	W	47 23
Feb. 21	vs. Florida	W	38 36
Feb. 26	vs. Vanderbilt ^	W	36 34
Feb. 27	vs. Tulane ^	W	45 36
Feb. 28	vs. Kentucky ^	L	31 40

^ - SEC Tournament (Louisville, Ky.)

1942-43**Record: 1-14, 1-12 SEC**

COACH: Bob Evans

		RESULT	
Dec. 11	at Mississippi State	L	35 41
Dec. 12	at Mississippi State	L	26 36
Dec. 17	vs. Mississippi State	L	37 38
Dec. 18	vs. Mississippi State	L	40 44
Jan. 11	at Vanderbilt	L	39 54
Jan. 15	vs. 507 Paratrooper Infantry	L	30 40
Jan. 22	vs. Georgia Tech	L	32 59
Jan. 23	vs. Vanderbilt	L	43 48
Jan. 29	at Tennessee	L	23 57
Jan. 30	at Georgia Tech	L	21 53
Feb. 5	vs. Georgia	W	47 32
Feb. 6	vs. LSU	L	37 62
Feb. 8	vs. Tulane	L	30 50
Feb. 13	at Georgia	L	31 51
Feb. 25	vs. LSU ^	L	38 67

^ - SEC Tournament (Louisville, Ky.)

1943-44 (No Team)**1944-45****Record: 3-14, 2-6 SEC**

COACH: Bob Evans

		RESULT	
	Gunter Field	L	40 44
Jan. 13	vs. Mercer	L	36 41
Jan. 18	at Georgia	L	50 59
Jan. 20	vs. Georgia Tech	L	41 74
Feb. 2	at Mercer	L	34 40
Feb. 3	vs. Georgia	L	43 59
Feb. 9	at Jacksonville Navy	L	43 80
Feb. 10	at Jacksonville Navy	L	23 51
Feb. 12	vs. Florida	L	43 58
Feb. 13	vs. Florida	W	42 40
Feb. 17	at Georgia Tech	L	39 53
	Gunter Field	W	52 39
	Maxwell Field	L	41 48
	Maxwell Field	L	31 72
Feb. 19	vs. Florida	W	43 41
Feb. 20	vs. Florida	L	48 62
Feb. 29	vs. Tennessee ^	L	26 56

^ - SEC Tournament (Louisville, Ky.)

1945-46**Record: 7-9, 7-6 SEC**

COACH: Ralph Jordan

		RESULT	
Dec. 10	vs. Mississippi State	W	55 47
Dec. 11	vs. Mississippi State	W	37 26
Jan. 4	at Georgia Tech	L	22 45
	at Georgia	L	37 38
Jan. 16	vs. Georgia Tech	L	26 53
Jan. 21	vs. Georgia	W	40 37
	Maxwell Field	L	41 48
	Maxwell Field	L	35 36
Jan. 29	vs. Florida	W	49 36
Jan. 30	vs. Florida	W	51 40
	vs. Tulane	L	48 56
Feb. 8	at Florida	W	60 53
Feb. 9	at Florida	L	34 53
Feb. 15	at Mississippi State	W	40 30
Feb. 16	at Mississippi State	L	31 39
Feb. 28	vs. Kentucky ^	L	24 69

^ - SEC Tournament (Louisville, Ky.)

1946-47**Record: 3-18, 1-15 SEC**

COACH: V.J. Edney

		RESULT	
	Maxwell Field	W	65 38
Dec. 13	at Ole Miss	L	38 58
Dec. 14	at Mississippi State	L	35 61
Jan. 8	vs. Mercer	L	54 55
Jan. 11	vs. Tennessee	L	30 66
Jan. 15	vs. Georgia Tech	L	42 55
Jan. 17	at Florida	L	32 48
Jan. 18	at Florida	L	28 39
Jan. 24	vs. Vanderbilt	L	37 38
Jan. 25	vs. Georgia	L	40 44
Jan. 29	at Georgia Tech	L	49 65
Feb. 1	at Vanderbilt	L	58 59
Feb. 3	at Tennessee	L	27 63
Feb. 7	vs. Florida	L	42 48
Feb. 8	vs. Florida	W	36 30
	Maxwell Field	W	57 34
Feb. 14	at Tulane	L	35 66
Feb. 15	at LSU	L	53 76
Feb. 21	at Mercer	L	47 71
	at Georgia	L	45 60
Feb. 28	vs. Kentucky ^	L	18 84

^ - SEC Tournament (Louisville, Ky.)

1947-48**Record: 12-10, 7-7 SEC**

COACH: Danny Doyle

		RESULT	
Dec. 6	vs. Mississippi State	L	35 49
Dec. 12	at Florida	W	43 41
Dec. 13	at Florida	L	39 47
	at Tulane	L	37 70
	at Illinois Wesleyan	W	44 42
	at Washington (St. Louis)	L	29 59
Jan. 12	vs. Ole Miss	W	59 50
Jan. 16	vs. Georgia	W	52 41
Jan. 19	at Mercer	W	72 53
Jan. 21	vs. Vanderbilt	W	46 41
Jan. 23	at LSU	W	51 48
Jan. 30	vs. Georgia Tech	W	38 31
Feb. 2	at Vanderbilt	L	47 55
Feb. 5	vs. Florida	W	53 50
Feb. 6	vs. Florida	L	37 39
Feb. 12	vs. Oglethorpe	W	55 23
Feb. 13	vs. Oglethorpe	W	65 31
Feb. 17	vs. Mercer	L	46 63
Feb. 21	at Georgia	L	36 74
Feb. 25	at Georgia Tech	L	43 50
Feb. 28	at Howard	W	33 32
Mar. 4	vs. Tulane ^	L	40 47

^ - SEC Tournament (Louisville, Ky.)

1948-49

Record: 9-15, 5-11 SEC

COACH: Danny Doyle

		RESULT
Dec. 3	at Howard	W 57 30
Dec. 4	at Birmingham Southern	W 40 32
Dec. 11	vs. Mississippi State	L 53 54
Dec. 21	vs. Alabama !	L 45 46
Dec. 27	vs. Baylor #	L 44 59
Dec. 28	vs. Colorado State	L 41 46
Dec. 29	vs. Southern Methodist	L 41 59
Jan. 5	vs. Alabama	L 38 45
Jan. 8	at Florida	L 45 61
Jan. 11	vs. Georgia Tech	W 41 33
Jan. 14	at Georgia	L 52 55
Jan. 17	at Ole Miss	L 43 47
Jan. 18	at Mississippi State	L 43 47
Jan. 22	vs. Vanderbilt	W 48 46
Jan. 27	at Alabama	L 37 39
Jan. 31	vs. Tulane	L 51 56
Feb. 5	at Vanderbilt	L 42 52
	Troy State	W 69 44
	Livingston State	W 49 44
Feb. 17	vs. Florida	W 44 43
	vs. Georgia	W 53 47
Feb. 23	vs. Georgia Tech	L 57 66
Feb. 28	vs. Ole Miss	W 65 61
Mar. 4	vs. Kentucky ^	L 39 70

! - (Birmingham, Ala.)
- All-College Classic (Oklahoma City, Okla.)
^ - SEC Tournament (Louisville, Ky.)

1949-50

Record: 17-7, 12-6 SEC

COACH: Joel Eaves
CAPTAIN: Bill Lynn

		RESULT
Dec. 1	vs. Birmingham Southern	W 79 49
Dec. 2	at Howard	W 59 36
Dec. 9	vs. Ole Miss	W 64 60
Dec. 10	vs. Howard	W 73 49
Dec. 13	vs. Troy State	W 77 40
Dec. 20	vs. Alabama	W 45 40
Jan. 4	at Birmingham Southern	W 70 48
Jan. 10	at Georgia Tech	L 49 65
Jan. 12	at Mississippi State	W 65 64
Jan. 14	vs. Florida	W 72 46
Jan. 21	vs. Vanderbilt	L 47 58
Jan. 28	at Alabama	W 66 58
Jan. 30	at Ole Miss	W 77 63
Feb. 1	at Mississippi State	W 65 60
Feb. 4	vs. LSU	W 70 66
Feb. 6	at Vanderbilt	L 51 63
Feb. 9	vs. Georgia	W 67 54
Feb. 11	at Tulane	W 64 60
Feb. 13	at LSU	L 61 76
Feb. 18	vs. Alabama	W 67 58
Feb. 20	at Florida	L 41 43
Feb. 22	vs. Georgia Tech	L 53 61
Feb. 25	at Georgia	W 55 46
Mar. 3	vs. LSU ^	L 45 73

^ - SEC Tournament (Louisville, Ky.)

1950-51

Record: 12-10, 6-8 SEC

COACH: Joel Eaves
CAPTAIN: Don Lanford

		RESULT
Nov. 27	vs. Troy State	W 96 57
Nov. 30	at Birmingham Southern	W 57 56
Dec. 1	at Howard	W 70 57
Dec. 6	vs. Birmingham Southern	W 69 57
Dec. 9	vs. Ole Miss	L 61 65
Dec. 13	vs. Howard	W 70 53
Dec. 19	at Alabama	L 46 70
Jan. 5	at Kentucky (NR,3)	L 35 79
Jan. 6	at Vanderbilt	L 51 61
Jan. 8	at Tennessee	W 63 59

Jan. 13	vs. Georgia (OT)	W 69 68
Jan. 18	vs. Alabama	L 64 65
Jan. 27	at Georgia	W 61 49
Jan. 31	at Georgia Tech	L 44 64
Feb. 3	vs. Tulane	W 92 71
Feb. 5	vs. LSU	L 74 75
Feb. 10	at Alabama	L 44 63
Feb. 14	vs. Georgia Tech	W 75 63
Feb. 17	at Florida	L 61 82
Feb. 23	vs. Florida (OT)	W 83 77
Feb. 24	vs. Mississippi State	W 92 85
Mar. 2	vs. Kentucky (NR,1) ^	L 54 84

^ - SEC Tournament (Louisville, Ky.)

1951-52

Record: 14-12, 6-8 SEC

COACH: Joel Eaves
CAPTAIN: Roger Weldon

		RESULT
Nov. 27	vs. Troy State	W 83 58
Nov. 29	at Birmingham Southern	W 65 59
Nov. 30	at Howard	W 69 39
Dec. 4	vs. Maxwell Field	W 75 41
Dec. 5	vs. Howard	W 88 51
Dec. 8	at Georgia	W 62 48
Dec. 15	vs. Birmingham Southern	W 79 46
Dec. 19	at Maxwell Field	W 63 54
Dec. 28	vs. Davidson #	W 66 59
Dec. 29	vs. Georgia Tech #	L 62 79
	vs. South Carolina #	L 67 70
Jan. 3	at Florida	L 63 64
Jan. 9	at Georgia Tech	L 54 56
Jan. 12	vs. Vanderbilt	L 61 73
Jan. 18	at Mississippi State	W 68 61
Jan. 19	at Ole Miss	L 58 76
Jan. 26	vs. Georgia	W 65 51
Jan. 30	vs. Kentucky	L 48 88
Feb. 2	vs. Alabama	L 60 62
Feb. 8	vs. Florida	W 61 52
Feb. 9	vs. Tennessee	W 60 55
Feb. 13	vs. Georgia Tech	L 50 58
Feb. 16	at LSU	L 64 70
Feb. 18	at Tulane	W 63 61
Feb. 23	at Alabama	L 50 63
Feb. 28	vs. Alabama ^	L 49 63

- Carolina Invitational (Charlotte, N.C.)
^ - SEC Tournament (Louisville, Ky.)

1952-53

Record: 13-8, 6-7 SEC

COACH: Joel Eaves
CAPTAIN: Bubber Farish

		RESULT
Dec. 2	vs. Howard	W 80 52
Dec. 6	at Howard	W 80 74
Dec. 10	vs. Georgia Tech	W 71 61
Dec. 13	at Birmingham Southern	W 87 61
Dec. 19	vs. Georgia !	W 71 49
Jan. 2	vs. Memphis State #	W 78 64
Jan. 3	vs. Ole Miss #	L 55 65
Jan. 6	vs. Birmingham Southern	W 84 59
Jan. 9	at Georgia	W 64 59
Jan. 14	at Georgia Tech	L 61 79
Jan. 17	at Alabama	L 51 61
Jan. 21	vs. Georgia	W 78 69
Jan. 26	at Tennessee	L 70 72
Jan. 31	vs. Mississippi State	W 82 60
Feb. 4	vs. Florida	L 62 66
Feb. 7	at Vanderbilt	W 71 66
Feb. 11	vs. Ole Miss	W 72 65
Feb. 14	vs. LSU (NR,8)	L 57 65
Feb. 16	vs. Tulane	L 65 70
Feb. 21	at Florida	L 67 71
Feb. 28	vs. Alabama	W 78 73

! - (Birmingham, Ala.)
- Memphis Invitational (Memphis, Tenn.)

1953-54

Record: 16-8, 8-6 SEC

COACH: Joel Eaves
CAPTAIN: Bob Miller

		RESULT
Dec. 1	vs. Birmingham Southern	W 81 50
Dec. 4	at Birmingham Southern	W 93 66
Dec. 5	at Howard (OT)	W 70 63
Dec. 12	vs. Georgia Tech !	W 83 56
Dec. 18	vs. Georgia #	W 75 73
Dec. 19	vs. Alabama #	L 62 70
Dec. 30	at Vanderbilt (NR,19)	L 48 96
Jan. 2	vs. Mississippi State #	W 76 75
Jan. 5	vs. Howard	W 84 56
Jan. 9	at Mississippi State	L 74 79
Jan. 11	at Ole Miss	W 66 61
Jan. 16	at Alabama	L 58 70
Jan. 20	vs. Georgia Tech	W 80 56
Jan. 23	at Georgia	W 81 66
Jan. 29	at Florida	W 83 76
Feb. 6	vs. Vanderbilt	W 76 73
Feb. 8	at Georgia Tech	W 59 53
Feb. 13	vs. Florida	W 85 65
Feb. 15	vs. Georgia	W 80 61
Feb. 20	at LSU (NR,13)	L 59 77
Feb. 22	at Tulane	W 65 62
Feb. 27	vs. Kentucky (NR,2) !	L 79 109
Mar. 1	vs. Tennessee	L 86 92
Mar. 5	vs. Alabama	L 55 57

! - (Montgomery, Ala.)
- (Birmingham, Ala.)

1954-55

Record: 11-9, 6-8 SEC

COACH: Joel Eaves
CAPTAIN: Bill Kirkpatrick

		RESULT
Dec. 4	vs. Birmingham Southern	W 90 77
Dec. 11	vs. Jacksonville State	W 78 67
Dec. 17	vs. Washington & Lee !	W 91 81
Dec. 18	vs. Tennessee !	W 73 64
Jan. 5	vs. Howard	W 98 77
Jan. 8	vs. Mississippi State	W 79 58
Jan. 10	vs. Ole Miss	W 85 81
Jan. 15	vs. Alabama (20,16) #	L 78 99
Jan. 22	at Georgia	L 83 88
Jan. 26	vs. Georgia Tech	L 70 73
Jan. 29	vs. Florida	W 91 69
Jan. 31	vs. Georgia	W 78 76
Feb. 5	at Vanderbilt (NR,20)	L 74 79
Feb. 7	at Georgia Tech	L 67 75
Feb. 12	at Florida	W 70 66
Feb. 19	vs. LSU	W 75 71
Feb. 21	vs. Tulane	L 79 90
Feb. 26	at Kentucky (NR,2)	L 59 93
Feb. 28	at Tennessee	L 77 86
Mar. 5	vs. Alabama (NR,11) #	L 80 84

! - Blue-Gray Tournament (Montgomery, Ala.)
- (Montgomery, Ala.)

1955-56

Record: 11-10, 8-6 SEC

COACH: Joel Eaves
CAPTAIN: Jim O'Donnell

		RESULT
Dec. 3	vs. Birmingham Southern	W 81 64
Dec. 10	vs. Howard	W 97 54
Dec. 16	vs. Texas !	L 76 83
Dec. 17	vs. Eastern Kentucky !	L 71 93
Dec. 20	at Oklahoma City (NR,15)	L 58 76
Dec. 21	at Rice (2OT)	L 80 82
Jan. 2	vs. Florida	W 89 77
Jan. 7	at Mississippi State	W 81 68
Jan. 9	at Ole Miss	L 69 76
Jan. 14	vs. Alabama (NR,19) #	L 77 86
Jan. 21	at Georgia	W 60 59
Jan. 28	vs. Jacksonville State	W 73 64
Feb. 4	vs. Kentucky (NR,7) #	L 81 82

Feb. 7	vs. Georgia Tech (OT)	W	77	74
Feb. 11	vs. Florida	W	77	73
Feb. 13	vs. Georgia	W	96	80
Feb. 18	at LSU	W	80	71
Feb. 20	at Tulane	L	75	86
Feb. 25	vs. Tennessee	L	87	91
Feb. 27	vs. Vanderbilt (NR,7)	W	74	65
Mar. 2	vs. Alabama (NR,3) #	L	82	93

! - Blue-Gray Tournament (Montgomery, Ala.)
- (Montgomery, Ala.)

1956-57
Record: 13-8, 8-6 SEC

COACH: Joel Eaves
CAPTAIN: Henry Sturkie

		RESULT	
Dec. 4	vs. Jacksonville State	W	72 65
Dec. 8	vs. Rice #	W	88 68
Dec. 17	vs. Clemson ^	W	89 64
Dec. 18	vs. St. Joseph's ^	W	66 64
Dec. 19	vs. Wake Forest ^	L	48 58
Jan. 2	vs. Howard	W	101 70
Jan. 5	vs. Mississippi State	W	86 66
Jan. 7	vs. Ole Miss	W	88 66
Jan. 12	at Georgia	L	72 75
Jan. 19	vs. Alabama (OT) %	W	92 88
Jan. 22	vs. Georgia Tech	L	74 81
Jan. 26	vs. Georgia	W	73 66
Jan. 28	vs. Florida	W	76 61
Feb. 2	at Vanderbilt	L	78 83
Feb. 4	at Georgia Tech (OT)	L	67 76
Feb. 9	at Florida	W	73 70
Feb. 16	vs. LSU	W	99 62
Feb. 18	vs. Tulane	W	78 54
Feb. 23	at Tennessee	L	75 85
Feb. 25	at Kentucky (NR,3)	L	85 103
Mar. 1	vs. Alabama (2OT)	L	79 81

- (Birmingham, Ala.)
^ - Carousel Tournament (Charlotte, N.C.)
% - (Montgomery, Ala.)

1957-58
Record: 16-6, 11-3 SEC

COACH: Joel Eaves
CAPTAIN: Rex Frederick

		RESULT	
Dec. 3	vs. Jacksonville State	W	89 50
Dec. 7	vs. Wake Forest #	W	78 66
Dec. 13	vs. TCU ^	W	75 63
Dec. 14	vs. Mississippi State ^	L	37 52
Dec. 19	at Southern Methodist	L	65 75
Dec. 20	at Baylor	L	53 62
Dec. 30	vs. Howard	W	106 47
Jan. 4	at Mississippi State (NR,9)	L	42 70
Jan. 6	at Ole Miss	W	71 51
Jan. 11	at Florida	L	66 90
Jan. 18	vs. Alabama %	L	65 83
Jan. 22	at Georgia Tech	W	80 72
Jan. 25	vs. Georgia #	W	90 62
Feb. 1	vs. Vanderbilt	W	77 69
Feb. 3	vs. Georgia Tech	W	99 78
Feb. 8	vs. Georgia	W	75 73
Feb. 10	vs. Florida	W	76 69
Feb. 15	at LSU	W	76 58
Feb. 17	at Tulane	W	63 49
Feb. 22	vs. Tennessee (NR,20)	W	72 66
Feb. 24	vs. Kentucky (NR,13) ^	W	64 63
Mar. 1	vs. Alabama (16,NR) %	W	67 65

- (Columbus, Ga.)
^ - Birmingham Classic (Birmingham, Ala.)
% - (Montgomery, Ala.)

1958 FINAL WIRE SERVICE POLL ASSOCIATED PRESS

1. West Virginia	7. Kansas
2. Cincinnati	8. Notre Dame
3. Kansas State	9. Kentucky
4. San Francisco	10. Duke
5. Temple	16. Auburn

6. Maryland

1958-59
Record: 20-2, 12-2 SEC

COACH: Joel Eaves
CAPTAINS: Rex Frederick, Jimmy Lee

		RESULT	
Dec. 2	vs. Jacksonville State	W	111 54
Dec. 6	vs. Baylor	W	71 60
Dec. 17	vs. Florida State (13,NR)	W	95 74
Dec. 19	vs. Wyoming (13,NR) #	W	70 47
Dec. 20	vs. Alabama (13,NR) #	W	79 60
Dec. 27	vs. Florence State (8,NR)	W	104 78
Dec. 29	at Florida State (8,NR)	W	69 62
Jan. 3	vs. Mississippi State (9,8)	W	97 66
Jan. 5	vs. Ole Miss (9,NR)	W	60 47
Jan. 10	at Florida (6,NR)	W	63 54
Jan. 17	vs. Alabama (5,NR) ^	W	57 55
Jan. 21	vs. Georgia Tech (5,NR)	W	66 55
Jan. 24	at Georgia (5,NR)	W	81 61
Jan. 31	at Vanderbilt (4,NR)	W	64 61
Feb. 3	at Georgia Tech (4,NR)	W	51 40
Feb. 7	vs. Georgia (4,NR)	W	95 69
Feb. 9	vs. Florida (4,NR)	W	93 71
Feb. 14	vs. LSU (4,NR)	W	115 67
Feb. 16	vs. Tulane (4,NR)	W	79 56
Feb. 21	at Kentucky (2,3)	L	56 75
Feb. 23	at Tennessee (2,NR)	L	55 56
Feb. 28	vs. Alabama (6,NR) ^	W	69 50

- Birmingham Classic (Birmingham, Ala.)
^ - (Montgomery, Ala.)

1959-60
Record: 19-3, 12-2 SEC

COACH: Joel Eaves
CAPTAIN: Henry Hart

SEC CHAMPIONS

		RESULT	
Dec. 1	vs. Florence State	W	95 69
Dec. 5	vs. Troy State	W	72 46
Dec. 7	vs. Howard	W	104 57
Dec. 12	vs. Florida State	W	62 58
Dec. 18	vs. Navy #	L	61 68
Dec. 19	vs. Alabama #	W	59 52
Dec. 28	at Florida State	W	76 63
Jan. 2	at Mississippi State	W	64 48
Jan. 4	at Ole Miss	L	56 64
Jan. 9	at Florida	W	73 69
Jan. 16	vs. Alabama ^	W	69 66
Jan. 19	at Georgia Tech (NR,6)	W	66 59
Jan. 23	at Georgia	L	59 68
Jan. 30	vs. Vanderbilt	W	55 54
Feb. 2	vs. Georgia Tech	W	48 45
Feb. 6	vs. Georgia	W	72 45
Feb. 8	vs. Florida	W	89 51
Feb. 13	at LSU (17,NR)	W	63 61
Feb. 15	at Tulane (OT) (17,NR)	W	53 51
Feb. 20	vs. Kentucky (17,NR)	W	61 60
Feb. 22	vs. Tennessee (17,NR)	W	72 63
Feb. 27	vs. Alabama (OT) (13,NR) ^	W	63 61

- Birmingham Classic (Birmingham, Ala.)
^ - (Montgomery, Ala.)

1959 FINAL WIRE SERVICE POLL ASSOCIATED PRESS/UPI

1. Kansas State	1. Kansas State
2. Kentucky	2. Kentucky
3. Miss. State	3. Michigan State
4. Bradley	4. Cincinnati
5. Cincinnati	5. N.C. State
6. N.C. State	6. North Carolina
7. Michigan State	7. Mississippi State
8. Auburn	8. Bradley
9. North Carolina	9. California
10. West Virginia	10. Auburn

1960-61
Record: 15-7, 8-6 SEC

COACH: Joel Eaves
CAPTAINS: Porter Gilbert, Jimmy Fibbe

		RESULT	
Dec. 1	vs. Livingston	W	90 50
Dec. 3	vs. Huntingdon	W	66 44
Dec. 10	vs. Florida State	W	74 57
Dec. 16	vs. Virginia Tech (11,NR) #	W	76 73
Dec. 17	vs. Alabama (11,NR) #	W	74 62
Jan. 2	vs. Florence State (9,NR)	W	76 50
Jan. 7	vs. Mississippi State (10,NR)	L	48 56
Jan. 9	vs. Ole Miss	W	51 40
Jan. 13	at Florida	L	53 58
Jan. 17	vs. Florida State ^	W	74 67
Jan. 21	vs. Georgia ^	W	78 68
Jan. 24	vs. Georgia Tech (OT)	L	43 48
Jan. 28	vs. Alabama % (OT)	L	66 71
Feb. 4	at Vanderbilt	L	53 58
Feb. 7	at Georgia Tech	W	38 36
Feb. 11	vs. Georgia	W	73 69
Feb. 13	vs. Florida	L	60 78
Feb. 18	vs. LSU	W	69 65
Feb. 20	vs. Tulane	W	63 44
Feb. 25	at Tennessee	W	41 38
Feb. 27	at Kentucky	L	51 77
Mar. 4	vs. Alabama %	W	80 69

- Birmingham Classic (Birmingham, Ala.)
^ - (Columbus, Ga.)
% - (Montgomery, Ala.)

1960 FINAL WIRE SERVICE POLLS ASSOCIATED PRESS/UPI

1. Cincinnati	1. California
2. California	2. Cincinnati
3. Ohio State	3. Ohio State
4. Bradley	4. Bradley
5. West Virginia	5. Utah
6. Utah	6. West Virginia
7. Indiana	7. Utah State
8. Utah State	8. Georgia Tech
9. St. Bonaventure	9. Villanova
10. Miami (Fla.)	10. Indiana
11. Auburn	17. Auburn

1961-62
Record: 18-6, 11-3 SEC

COACH: Joel Eaves
CAPTAIN: Bill Ross

		RESULT	
Dec. 4	vs. Jacksonville State	W	73 37
Dec. 6	vs. Southwestern Louisiana	W	62 46
Dec. 9	vs. Florida State	L	52 56
Dec. 15	vs. LSU #	W	67 50
Dec. 16	vs. Virginia Tech #	W	77 63
Dec. 22	vs. Texas A&M ^	L	50 62
Dec. 23	vs. Houston ^	L	49 54
Dec. 30	at Florida State	W	62 57
Jan. 2	vs. Chattanooga	W	67 47
Jan. 6	at Mississippi State (NR,9)	L	48 51
Jan. 8	at Ole Miss	W	64 58
Jan. 13	at Florida	L	40 43
Jan. 20	vs. Alabama %	W	60 50
Jan. 23	at Georgia Tech	W	52 40
Jan. 27	vs. Georgia @	W	83 47
Feb. 3	vs. Vanderbilt	W	89 68
Feb. 5	vs. Georgia Tech	W	48 39
Feb. 10	vs. Georgia	W	74 49
Feb. 12	vs. Florida	W	64 60
Feb. 17	at LSU	W	55 50
Feb. 19	at Tulane	W	81 64
Feb. 24	vs. Tennessee	W	60 51
Feb. 26	vs. Kentucky (NR,3)	L	60 63
Mar. 4	vs. Alabama %	W	62 49

- Birmingham Classic (Birmingham, Ala.)
^ - Houston Classic (Houston, Texas)
@ - (Montgomery, Ala.)
% - (Columbus, Ga.)

WAREAGLE

AUBURN MEN'S BASKETBALL

1962-63

Record: 18-4, 10-4 SEC

COACH: Joel Eaves

CAPTAIN: Layton Johns

		RESULT	
Dec. 4	vs. Howard	W	69 50
Dec. 8	vs. Florida State	W	65 47
Dec. 14	vs. Texas Tech	W	86 57
Dec. 17	vs. Chattanooga	W	79 37
Dec. 19	vs. Spring Hill	W	71 51
Dec. 21	at Florida State (2OT)	W	77 70
Dec. 28	vs. Xavier #	W	64 57
Dec. 29	vs. Houston (OT) #	W	71 69
Jan. 5	vs. Mississippi State	L	53 62
Jan. 7	vs. Ole Miss	W	79 44
Jan. 12	at Florida	W	81 56
Jan. 19	vs. Alabama (OT) ^	W	81 78
Jan. 22	at Georgia Tech (NR,9)	L	64 69
Jan. 26	at Georgia	W	78 62
Feb. 2	at Vanderbilt	W	62 59
Feb. 9	vs. Georgia (OT)	W	70 67
Feb. 11	vs. Florida	W	88 59
Feb. 16	vs. LSU	W	82 57
Feb. 18	vs. Tulane	W	63 61
Feb. 23	at Kentucky (9,NR)	L	59 78
Feb. 25	at Tennessee	L	47 55
Mar. 2	vs. Alabama (OT) ^	W	74 67

- Sugar Bowl Tournament (New Orleans, La.)
^ - (Montgomery, Ala.)

1963-64

Record: 11-12, 6-8 SEC

COACH: Bill Lynn

CAPTAINS: Larry Chapman, John Blackwell

		RESULT	
Dec. 3	vs. Howard	W	102 44
Dec. 7	at Florida State	L	67 69
Dec. 14	vs. Southern Miss	W	80 74
Dec. 19	at Texas Tech	L	71 83
Dec. 20	at SMU	L	70 84
Dec. 27	vs. Athens College	W	83 51
Dec. 30	vs. Duke #	L	67 84
Dec. 31	vs. Loyola (New Orleans) #	W	62 52
Jan. 4	at Mississippi State (OT)	W	64 63
Jan. 6	at Ole Miss (OT)	L	58 59
Jan. 11	at Florida	L	46 63
Jan. 18	vs. Alabama ^	L	72 86
Jan. 25	at Georgia	W	85 77
Jan. 28	vs. Florida State	W	63 59
Feb. 1	vs. Vanderbilt (NR,5)	W	81 63
Feb. 3	vs. Georgia Tech	L	57 62
Feb. 8	vs. Georgia	L	67 71
Feb. 10	vs. Florida	W	79 58
Feb. 15	at LSU	L	66 86
Feb. 17	at Tulane	W	78 72
Feb. 22	vs. Kentucky (NR,3) ^	L	79 99
Feb. 24	vs. Tennessee	L	62 68
Feb. 29	vs. Alabama ^	W	83 76

- Sugar Bowl Tournament (New Orleans, La.)
^ - (Montgomery, Ala.)

1964-65

Record: 16-9, 11-5 SEC

COACH: Bill Lynn

CAPTAIN: Freddie Guy

		RESULT	
Dec. 1	at Georgia Tech	W	60 52
Dec. 5	vs. Florida Stat	W	92 68
Dec. 15	vs. Houston #	L	48 50
Dec. 17	vs. Rice #	W	94 71
Dec. 21	vs. Georgia Southern	W	80 64
Dec. 27	vs. Clemson ^	L	65 77
Dec. 29	vs. Furman ^	W	107 86
Jan. 2	at Mississippi State	W	71 70
Jan. 4	at Ole Miss	W	77 53
Jan. 9	vs. Florida	W	74 63
Jan. 11	vs. Ole Miss	W	67 52
Jan. 16	vs. Alabama %	W	93 68

Jan. 18	at Kentucky	L	67 73
Jan. 23	vs. Georgia	W	95 65
Jan. 25	at Florida State	L	55 58
Jan. 30	at Vanderbilt	L	77 105
Feb. 6	at Georgia	L	60 62
Feb. 7	at Florida	W	83 79
Feb. 13	vs. LSU	W	101 60
Feb. 15	vs. Tulane	W	87 73
Feb. 20	vs. Kentucky	W	88 69
Feb. 22	at Tennessee (NR,8)	L	38 69
Feb. 26	vs. Georgia Tech	L	54 59
Mar. 1	vs. Vanderbilt (NR,9)	L	64 79
Mar. 6	vs. Alabama %	W	80 60

- Bluebonnet Bowl Tournament (Houston, Texas)
^ - Poinsettia Classic (Greenville, S.C.)
% - (Montgomery, Ala.)

1965-66

Record: 16-10, 8-8 SEC

COACH: Bill Lynn

CAPTAIN: Lee DeFore

		RESULT	
Dec. 2	vs. Rice	W	91 74
Dec. 7	vs. Jacksonville State	W	78 50
Dec. 11	vs. Jacksonville	W	77 69
Dec. 18	at Georgia Tech	W	79 74
Dec. 20	vs. Columbia (OT) #	W	76 75
Dec. 21	vs. Florida State #	W	59 58
Dec. 27	vs. Florida State ^	W	80 64
Dec. 29	vs. Dayton %	L	71 85
Dec. 30	vs. Houston %	L	76 89
Jan. 3	vs. Mississippi State	L	72 83
Jan. 8	at LSU	W	74 66
Jan. 11	at Tulane	W	92 58
Jan. 17	vs. Tennessee	W	51 47
Jan. 22	vs. Alabama @	W	90 71
Jan. 24	vs. Florida	L	64 68
Jan. 29	at Kentucky (NR,2)	L	78 115
Jan. 31	at Vanderbilt (NR,4)	L	63 68
Feb. 5	at Ole Miss	W	70 55
Feb. 9	at Florida	W	86 66
Feb. 12	vs. Kentucky (NR,1)	L	64 77
Feb. 14	vs. Vanderbilt (NR,5)	L	76 91
Feb. 16	at Georgia	L	74 83
Feb. 19	vs. Georgia Tech	W	90 73
Feb. 23	vs. Georgia	W	74 63
Feb. 26	vs. Ole Miss	W	86 74
Mar. 5	vs. Alabama @	L	83 88

- Tampa Invitational (Tampa, Fla.)
^ - (Pensacola, Fla.)
% - Sugar Bowl Tournament (New Orleans, La.)
@ - (Montgomery, Ala.)

1966-67

17-8, 12-6 SEC

COACH: Bill Lynn

CAPTAIN: Bobby Buisson

		RESULT	
Dec. 1	at Citadel	W	105 83
Dec. 6	vs. Louisiana Tech	W	88 77
Dec. 10	vs. Southwestern Louisiana	W	78 68
Dec. 16	at Tennessee #	L	49 73
Dec. 17	vs. Miami (Fla.) #	L	73 87
Dec. 21	at Georgia Tech (OT)	L	76 78
Dec. 27	vs. Florida State ^	W	67 59
Dec. 28	vs. TCU ^	W	80 79
Dec. 31	vs. Vanderbilt (NR,9)	W	64 51
Jan. 3	vs. LSU	W	70 59
Jan. 7	at Ole Miss	W	67 56
Jan. 9	at Mississippi State (OT) (NR,10)	L	54 59
Jan. 16	at Vanderbilt	L	65 71
Jan. 21	at Kentucky	L	58 60
Jan. 28	vs. Georgia	W	73 64
Jan. 30	vs. Florida	W	87 61
Feb. 1	at Georgia	W	62 49
Feb. 8	at LSU	W	80 63
Feb. 11	vs. Alabama %	W	66 63
Feb. 13	vs. Mississippi State	W	68 57
Feb. 18	at Florida	L	59 79

Feb. 20	vs. Ole Miss	W	86 67
Feb. 25	vs. Tennessee (NR,9)	L	45 54
Feb. 27	vs. Kentucky	W	60 49
Mar. 3	vs. Alabama (OT) %	W	99 96

- Volunteer Invitational (Knoxville, Tenn.)
^ - Mobile Invitational (Mobile, Ala.)
% - (Montgomery, Ala.)

1967-68

Record: 13-13, 8-10 SEC

COACH: Bill Lynn

CAPTAIN: Alex Howell

		RESULT	
Dec. 1	vs. Citadel	L	70 73
Dec. 4	at Vanderbilt (NR,9)	L	65 78
Dec. 9	at Wake Forest	W	66 63
Dec. 16	at Georgia Tech	W	63 52
Dec. 18	vs. St. Bonaventure #	L	73 77
Dec. 19	vs. Rutgers #	W	70 62
Dec. 27	vs. Arkansas ^	W	65 58
Dec. 28	at Oklahoma City ^	L	68 78
Dec. 29	vs. Virginia Tech ^	W	76 61
Jan. 3	at LSU	L	72 76
Jan. 6	vs. Ole Miss	W	90 71
Jan. 8	vs. Mississippi State	L	62 66
Jan. 15	vs. Vanderbilt (NR,8)	L	65 74
Jan. 20	vs. Kentucky (NR,9)	W	74 73
Jan. 27	at Georgia	L	74 76
Jan. 29	at Florida	L	60 65
Jan. 31	vs. Georgia	W	62 56
Feb. 7	vs. LSU	W	74 69
Feb. 10	at Alabama	L	63 64
Feb. 12	at Mississippi State	W	74 72
Feb. 17	vs. Florida	W	73 65
Feb. 19	at Ole Miss	L	56 57
Feb. 24	at Tennessee	W	53 52
Feb. 26	at Kentucky (NR,5)	L	57 89
Mar. 2	vs. Alabama	W	73 69
Mar. 3	vs. Tennessee (OT)	L	54 63

- Tampa Invitational (Tampa, Fla.)
^ - All-College Tournament (Oklahoma City, Okla.)

1968-69

Record: 15-10, 10-8 SEC

COACH: Bill Lynn

CAPTAIN: Tom Perry

		RESULT	
Nov. 30	at South Carolina	L	49 51
Dec. 14	at Ole Miss	W	75 64
Dec. 16	at Mississippi State	L	59 65
Dec. 18	at Southwestern Louisiana	L	76 80
Dec. 19	at Louisiana Tech	W	97 84
Dec. 21	vs. Clemson #	W	92 72
Dec. 27	vs. Southern Miss ^	W	73 70
Dec. 28	vs. Xavier ^	W	75 73
Jan. 4	at Florida	L	59 68
Jan. 6	at Georgia	L	69 74
Jan. 11	vs. LSU	W	90 71
Jan. 15	vs. Alabama	W	78 63
Jan. 20	vs. Georgia	L	84 85
Jan. 25	at Vanderbilt	W	92 79
Feb. 1	at Tennessee	L	59 64
Feb. 3	at Kentucky (NR,5)	L	93 105
Feb. 8	vs. Florida (OT)	W	81 80
Feb. 12	vs. Mississippi State	W	87 68
Feb. 15	at LSU	L	81 93
Feb. 17	at Alabama	W	60 53
Feb. 22	vs. Vanderbilt	W	85 75
Feb. 24	vs. Georgia Tech	W	87 85
Mar. 1	vs. Tennessee	W	71 60
Mar. 3	vs. Kentucky (NR,17)	L	86 90
Mar. 8	vs. Ole Miss	W	80 70

- (Birmingham, Ala.)
^ - Mobile Classic (Mobile, Ala.)

1969-70**Record: 15-11, 11-7 SEC**

COACH: Bill Lynn

CAPTAINS: Carl Shetler, Bill Alexander

		RESULT	
Dec. 1	vs. South Carolina (NR,1)	L	64 86
Dec. 4	at Clemson	W	61 60
Dec. 6	vs. Wake Forest	L	81 95
Dec. 13	vs. Ole Miss	W	91 77
Dec. 15	vs. Mississippi State	W	94 66
Dec. 17	at North Carolina State	L	69 76
Dec. 19	vs. St. Louis #	W	70 66
Dec. 20	vs. Dartmouth #	W	85 76
Dec. 27	vs. Buffalo ^	W	84 61
Jan. 3	vs. Florida	W	91 75
Jan. 5	vs. Georgia	L	64 68
Jan. 10	at LSU	W	79 70
Jan. 12	at Alabama	W	86 77
Jan. 17	at Georgia Tech	L	74 86
Jan. 19	at Georgia	L	67 71
Jan. 24	at Vanderbilt	W	84 75
Jan. 31	vs. Tennessee	W	61 55
Feb. 2	vs. Kentucky (NR,2)	L	83 84
Feb. 7	at Florida	L	68 70
Feb. 11	at Mississippi State (OT)	W	71 69
Feb. 14	vs. Alabama	W	121 78
Feb. 16	vs. LSU	L	64 70
Feb. 21	vs. Vanderbilt	L	74 92
Feb. 28	at Tennessee	W	77 64
Mar. 2	at Kentucky (NR,1)	L	81 102
Mar. 7	at Ole Miss	W	67 66

- Vanderbilt Classic (Nashville, Tenn.)

^ - (Birmingham, Ala.)

1971-72**Record: 10-16, 6-12 SEC**

COACH: Bill Lynn

CAPTAIN: Henry Harris

		RESULT	
Dec. 1	vs. South Carolina (NR,12)	L	63 84
Dec. 4	vs. Athens College	W	95 71
Dec. 11	at Georgia Tech	W	76 62
Dec. 13	vs. Mississippi State	W	85 75
Dec. 16	at Louisiana Tech	L	82 107
Dec. 18	vs. Xavier #	L	60 71
Dec. 29	at Furman ^	W	103 78
Dec. 30	vs. Clemson ^	L	67 77
Jan. 3	vs. Ole Miss	L	65 69
Jan. 8	vs. Florida	W	79 74
Jan. 10	vs. Georgia	W	99 93
Jan. 15	at LSU	W	77 73
Jan. 22	at Alabama	L	66 89
Jan. 24	at Georgia	L	72 79
Jan. 29	at Vanderbilt	L	77 85
Feb. 5	vs. Tennessee	L	67 76
Feb. 7	vs. Kentucky	L	72 78
Feb. 12	at Florida	W	103 100
Feb. 14	vs. LSU	W	85 77
Feb. 15	vs. Georgia Tech	W	91 77
Feb. 19	vs. Alabama	L	78 79
Feb. 21	at Mississippi State	L	60 62
Feb. 26	vs. Vanderbilt	L	87 93
Mar. 4	at Tennessee	L	70 80
Mar. 6	at Kentucky	L	67 102
Mar. 9	at Ole Miss	L	83 89

- (Birmingham, Ala.)

^ - Poinsettia Tournament (Greenville, S.C.)

1973-74**10-16, 5-13 SEC**

COACH: Bob Davis

CAPTAIN: Mike Christian

		RESULT	
Nov. 30	at Clemson #	L	72 87
Dec. 1	vs. Jacksonville (NR,17) #	L	78 90
Dec. 4	vs. Western Carolina	W	95 85
Dec. 8	vs. Virginia Tech	W	76 74
Dec. 13	at Georgia Tech	W	88 86
Dec. 21	at UTEP ^	L	56 68
Dec. 22	vs. Lamar ^	W	88 78
Jan. 5	vs. Tennessee	L	77 89
Jan. 7	at Ole Miss	L	65 93
Jan. 12	at Kentucky	L	58 79
Jan. 14	vs. Florida	L	81 92
Jan. 19	at Vanderbilt (NR,8)	L	51 96
Jan. 21	at Mississippi State	W	87 81
Jan. 26	vs. LSU	L	76 87
Jan. 28	at Georgia	L	82 85
Feb. 2	vs. Alabama (NR,8)	L	64 73
Feb. 4	at Tennessee	L	80 88
Feb. 9	vs. Ole Miss	W	85 75
Feb. 11	vs. Kentucky (OT)	W	99 97
Feb. 16	at Florida	L	77 85
Feb. 18	vs. Vanderbilt (NR,5)	L	79 89
Feb. 23	vs. Mississippi State	L	60 67
Feb. 25	at LSU	W	96 89
Feb. 27	vs. Georgia Tech	W	92 70
Mar. 2	vs. Georgia	W	97 84
Mar. 4	at Alabama (NR,7)	L	84 97

- IPTAY Tournament (Clemson, S.C.)

^ - Sun Bowl Tournament (El Paso, Texas)

1970-71**Record: 11-15, 8-10 SEC**

COACH: Bill Lynn

CAPTAIN: Jimmy Walker

		RESULT	
Dec. 1	vs. Louisiana Tech	W	93 87
Dec. 3	at South Carolina	L	69 86
Dec. 5	vs. North Carolina State	W	91 85
Dec. 12	at Ole Miss	L	96 108
Dec. 14	at Mississippi State	W	73 70
Dec. 19	vs. Georgia Tech #	L	76 87
Dec. 21	at Houston	L	76 79
Dec. 29	vs. Xavier ^	W	86 73
Dec. 30	at Old Dominion ^	L	76 89
Jan. 2	at Florida	L	60 66
Jan. 4	at Georgia	W	79 58
Jan. 9	vs. LSU	L	92 106
Jan. 11	vs. Alabama	W	83 72
Jan. 14	at Georgia Tech	L	81 90
Jan. 18	vs. Georgia	L	76 77
Jan. 23	at Vanderbilt	L	86 107
Jan. 30	at Tennessee (NR,8)	L	68 90
Feb. 1	at Kentucky (NR,11)	L	76 114
Feb. 6	vs. Florida	W	85 70
Feb. 10	vs. Mississippi State	W	92 68
Feb. 13	at Alabama	W	92 76
Feb. 15	at LSU	L	94 114
Feb. 20	vs. Vanderbilt	W	96 94
Feb. 27	vs. Tennessee (NR,17)	L	71 76
Mar. 1	vs. Kentucky (NR,10)	L	83 102
Mar. 6	vs. Ole Miss	W	86 85

- (Birmingham, Ala.)

^ - Old Dominion Tournament (Norfolk, Va.)

1972-73**Record: 6-10, 4-14 SEC**

COACH: Bill Lynn

CAPTAIN: Gary England

		RESULT	
Nov. 25	at Georgia Tech	L	83 90
Dec. 1	vs. South Alabama	L	64 68
Dec. 7	vs. Eastern Illinois	W	82 75
Dec. 15	at Southern Cal #	L	66 73
Dec. 16	vs. Western Kentucky #	L	72 87
Dec. 18	at Dayton	L	63 106
Dec. 19	at Xavier	L	60 67
Jan. 2	at Ole Miss	W	66 58
Jan. 6	at Florida	L	55 65
Jan. 8	at Georgia (OT)	L	72 84
Jan. 13	vs. LSU	L	60 79
Jan. 15	vs. Mississippi State	W	82 77
Jan. 20	vs. Alabama (NR,11)	L	64 76
Jan. 22	vs. Georgia	L	64 68
Jan. 27	vs. Vanderbilt	W	81 77
Feb. 3	at Tennessee	L	74 82
Feb. 5	at Kentucky	L	57 88
Feb. 10	vs. Florida (OT)	L	74 76
Feb. 12	at LSU	L	74 76
Feb. 17	at Alabama (NR,17)	L	75 87
Feb. 19	at Mississippi State	L	87 94
Feb. 24	at Vanderbilt	L	70 98
Feb. 26	vs. Georgia Tech	W	79 69
Mar. 3	vs. Kentucky	L	79 91
Mar. 5	vs. Tennessee	L	72 80
Mar. 8	vs. Ole Miss	W	77 73

- Trojan Classic (Los Angeles, Calif.)

1974-75**Record: 18-8, 12-6 SEC**

COACH: Bob Davis

CAPTAINS: Eddie Johnson, Gary Redding

		RESULT	
Dec. 2	vs. South Florida	W	77 52
Dec. 7	at Butler	W	74 71
Dec. 9	vs. Western Carolina	W	85 77
Dec. 14	at Virginia Tech	L	82 83
Dec. 27	vs. Clemson #	L	59 63
Dec. 28	vs. Navy #	W	73 69
Jan. 4	at Tennessee	L	81 96
Jan. 6	vs. Ole Miss	W	104 86
Jan. 11	vs. Kentucky (NR,7)	W	90 85
Jan. 13	at Florida	W	84 68
Jan. 15	at Georgia Tech	W	87 75
Jan. 18	vs. Vanderbilt	W	93 89
Jan. 20	vs. Mississippi State	W	98 89
Jan. 25	at LSU (20,NR)	W	87 78
Jan. 27	vs. Georgia (14,NR)	W	65 64
Feb. 1	at Alabama (14,9)	L	53 77
Feb. 3	vs. Tennessee (NR,18)	W	62 59
Feb. 8	at Ole Miss	L	70 72
Feb. 10	at Kentucky (NR,5)	L	76 119
Feb. 15	vs. Florida	W	76 75
Feb. 17	at Vanderbilt	L	78 85
Feb. 22	at Mississippi State	W	78 74
Feb. 24	vs. LSU	W	110 94
Mar. 1	at Georgia (OT)	L	90 93
Mar. 3	vs. VCU	W	117 72
Mar. 8	vs. Alabama (NR,7)	W	76 70

- Pillsbury's Best Tournament (Minneapolis, Minn.)



1975-76

Record: 16-10, 11-7 SEC

COACH: Bob Davis

CAPTAINS: Eddie Johnson, Gary Redding

		RESULT	
Dec. 1	vs. Butler	W	80 69
Dec. 3	at Western Carolina (17,NR)	W	88 76
Dec. 13	at South Florida (17,NR)	W	79 78
Dec. 19	vs. SMU (17,NR) (OT) #	L	85 87
Dec. 20	vs. Tulsa (17,NR) #	W	92 74
Dec. 26	at Duke	L	74 85
Dec. 27	at North Carolina State (NR,9)	L	74 79
Jan. 3	at LSU	W	102 86
Jan. 5	at Ole Miss	W	72 66
Jan. 10	vs. Alabama (NR,10)	L	62 63
Jan. 12	vs. Mississippi State	W	75 70
Jan. 17	at Georgia	W	94 70
Jan. 19	at Tennessee (NR,9)	L	78 83
Jan. 24	vs. Vanderbilt	L	59 71
Jan. 26	vs. Kentucky (OT)	W	91 84
Jan. 31	vs. Florida	W	92 86
Feb. 7	at Alabama (NR,17)	L	75 86
Feb. 9	at Mississippi State	L	74 75
Feb. 11	vs. Georgia Tech	W	72 51
Feb. 14	vs. Georgia	W	88 79
Feb. 16	vs. Tennessee (NR,8) (OT)	W	73 72
Feb. 21	at Vanderbilt	L	72 80
Feb. 23	at Kentucky	L	82 93
Feb. 28	vs. Florida	W	89 80
Mar. 6	vs. LSU	W	90 80
Mar. 8	vs. Ole Miss	W	103 88

- Sun Carnival Classic (El Paso, Texas)

1976-77

Record: 13-13, 6-12 SEC

COACH: Bob Davis

CAPTAINS: Eddie Johnson, Pepto Bolden

		RESULT	
Nov. 26	vs. Jacksonville #	W	92 67
Nov. 29	vs. Appalachian State	W	84 61
Dec. 1	vs. Richmond	W	86 63
Dec. 4	vs. Fairleigh Dickinson	W	86 59
Dec. 16	at VCU	W	109 59
Dec. 28	vs. Creighton (20,NR) ^	L	76 81
Dec. 29	vs. Rutgers (20,NR) ^	W	78 75
Jan. 3	vs. Alabama (20,4)	L	71 74
Jan. 5	vs. Mississippi State	L	79 81
Jan. 8	at Tennessee	L	79 87
Jan. 10	at Georgia	W	95 71
Jan. 15	vs. Kentucky (NR,2)	L	68 75
Jan. 17	vs. Vanderbilt	W	74 69
Jan. 22	vs. Florida	L	73 77
Jan. 29	at LSU	L	73 77
Jan. 31	at Ole Miss	W	72 65
Feb. 5	vs. Tennessee (NR,11)	L	83 93
Feb. 7	vs. Georgia	W	83 74
Feb. 12	at Kentucky (NR,3)	L	82 89
Feb. 14	at Vanderbilt (OT)	W	76 71
Feb. 19	at Florida	L	68 79
Feb. 21	at Jacksonville	W	80 66
Feb. 26	vs. LSU	L	76 86
Feb. 28	vs. Ole Miss	W	97 84
Mar. 5	at Alabama (NR,12)	L	77 81
Mar. 7	at Mississippi State	L	75 89

- (Birmingham, Ala.)

^ - Louisville Holiday Classic (Louisville, Ky.)

1977-78

Record: 13-14, 8-10 SEC

COACH: Bob Davis

CAPTAINS: Mike Mitchell, Stan Pietkiewicz, Myles Patrick

		RESULT	
Dec. 1	vs. Houston	L	87 88
Dec. 3	vs. South Florida	W	71 54
Dec. 9	vs. Southern Illinois #	W	66 65
Dec. 10	vs. Oklahoma State #	W	112 94
Dec. 17	at Iona College	L	82 105
Dec. 29	vs. Southern Cal ^	L	74 85
Dec. 30	vs. Temple ^	L	73 74
Jan. 2	at Georgia	W	76 69
Jan. 4	at Tennessee	L	76 80
Jan. 7	vs. Vanderbilt	W	74 61
Jan. 9	vs. Kentucky (NR,1)	L	77 101
Jan. 14	at Florida	W	81 72
Jan. 21	at Ole Miss	L	75 84
Jan. 23	at LSU	L	79 90
Jan. 28	vs. Alabama	L	74 81
Jan. 30	vs. Mississippi State	W	85 74
Feb. 1	at Georgia Tech	W	77 72
Feb. 4	at Vanderbilt	L	78 91
Feb. 6	at Kentucky (NR,1)	L	81 104
Feb. 11	vs. Florida	W	92 84
Feb. 13	vs. Oral Roberts	W	82 78
Feb. 18	vs. Ole Miss	W	92 67
Feb. 20	vs. LSU (OT)	L	95 101
Feb. 25	at Alabama	L	86 89
Feb. 27	at Mississippi State (OT)	L	82 83
Mar. 4	vs. Georgia	W	81 80
Mar. 6	vs. Tennessee	W	107 94

- Marshall Tournament (Huntington, W. Va.)

^ - Sugar Bowl Tournament (New Orleans, La.)

1978-79

Record: 13-16, 5-13 SEC

COACH: Sonny Smith

CAPTAINS: Bubba Price, Rich Valavicius

		RESULT	
Dec. 1	vs. Southwestern Louisiana #	W	83 82
Dec. 4	vs. Florida State	L	70 71
Dec. 9	vs. Iona	W	74 66
Dec. 12	at Richmond	W	84 72
Dec. 15	vs. Oklahoma #	W	78 70
Dec. 16	vs. Navy #	W	63 57
Dec. 21	vs. Georgia Tech ^	W	60 57
Jan. 3	vs. Vanderbilt	L	55 57
Jan. 6	vs. Florida	W	91 86
Jan. 8	at Oral Roberts	L	62 63
Jan. 11	at Georgia	W	84 77
Jan. 13	at Ole Miss	L	62 77
Jan. 15	at LSU (NR,13)	L	82 94
Jan. 20	vs. Alabama (NR,18)	L	76 83
Jan. 22	vs. Mississippi State	L	72 74
Jan. 25	vs. Kentucky (OT)	L	83 86
Jan. 27	at Vanderbilt (NR,19)	L	59 66
Jan. 29	at Kentucky	L	59 66
Feb. 3	at Florida (OT)	W	93 92
Feb. 7	at Tennessee	L	62 73
Feb. 10	vs. Ole Miss (2OT)	W	56 54
Feb. 12	vs. LSU (NR,8)	L	68 78
Feb. 17	at Alabama (NR,20)	L	73 80
Feb. 19	at Mississippi State	L	66 73
Feb. 22	vs. Georgia	W	73 68
Feb. 24	vs. Tennessee	L	55 60
Feb. 28	vs. Vanderbilt %	W	59 53
Mar. 1	vs. Georgia (4OT) %	W	95 91
Mar. 2	vs. Tennessee (NR,20) %	L	64 75

- Big Sun Tournament (St. Petersburg, Fla.)

^ - (Birmingham, Ala.)

% - SEC Tournament (Birmingham, Ala.)

1979-80

Record: 10-18, 5-13 SEC

COACH: Sonny Smith

CAPTAIN: Rich Valavicius

		RESULT	
Dec. 3	vs. Texas Wesleyan	W	90 51
Dec. 5	vs. Ole Miss	W	76 73
Dec. 7	vs. Arkansas State (OT) #	L	62 69
Dec. 8	vs. George Washington #	L	60 71
Dec. 12	at Tennessee	L	58 61
Dec. 15	at South Florida	W	74 56
Dec. 18	vs. Austin Peay ^	W	65 61
Dec. 21	vs. Long Beach State %	W	74 69
Dec. 22	vs. Southwestern Louisiana %	L	75 92
Jan. 2	at Kentucky (NR,2)	L	65 67
Jan. 5	vs. Florida	W	82 62
Jan. 9	at Vanderbilt	L	57 66
Jan. 12	vs. Mississippi State	W	77 67
Jan. 16	at LSU (NR,14)	L	82 93
Jan. 19	vs. Georgia	W	58 53
Jan. 23	vs. Alabama (OT)	L	46 50
Jan. 26	at Ole Miss	L	54 71
Jan. 30	vs. Kentucky (NR,3)	L	62 64
Feb. 2	at Florida	L	60 70
Feb. 4	at Florida State	L	69 73
Feb. 6	vs. Vanderbilt	L	73 77
Feb. 9	at Mississippi State	L	72 76
Feb. 13	vs. LSU (NR,5)	L	44 50
Feb. 16	at Georgia (OT)	W	69 65
Feb. 20	at Alabama	L	47 59
Feb. 23	vs. Tennessee	L	63 72
Feb. 27	vs. Georgia @	W	79 71
Feb. 28	vs. Kentucky (NR,2) @	L	61 69

- Show-Me Classic (Columbia, Mo.)

^ - (Birmingham, Ala.)

% - Bayou Classic (Lafayette, La.)

@ - SEC Tournament (Birmingham, Ala.)

1980-81

Record: 11-16, 4-14 SEC

COACH: Sonny Smith

CAPTAINS: Darrell Lockhart, Earl Banks

		RESULT	
Dec. 1	vs. Towson State	W	87 63
Dec. 3	vs. Tennessee	W	75 65
Dec. 6	vs. Armstrong State	W	79 70
Dec. 8	vs. Tennessee Tech	W	77 62
Dec. 13	vs. Eckerd College	W	106 66
Dec. 17	vs. Florida State	W	78 74
Dec. 20	at Austin Peay	W	52 51
Dec. 29	vs. Air Force (OT) #	L	46 48
Dec. 30	vs. Columbia #	W	63 55
Jan. 3	at Ole Miss	L	45 46
Jan. 7	vs. Kentucky (NR,4)	L	66 79
Jan. 10	at Florida	L	59 63
Jan. 14	vs. Vanderbilt	L	81 97
Jan. 17	at Mississippi State	L	61 69
Jan. 21	vs. LSU (NR,5)	L	64 74
Jan. 24	at Georgia	L	63 67
Jan. 28	at Alabama	L	73 83
Jan. 31	vs. Ole Miss	L	58 61
Feb. 4	at Kentucky (NR,6)	L	74 102
Feb. 7	vs. Florida	L	50 55
Feb. 11	at Vanderbilt	W	69 55
Feb. 14	vs. Mississippi State	W	66 55
Feb. 18	at LSU (NR,4)	L	47 58
Feb. 21	vs. Georgia	L	65 76
Feb. 25	vs. Alabama	W	56 54
Feb. 28	at Tennessee (NR,10)	L	63 75
Mar. 4	vs. Florida (OT) ^	L	48 50

- Blade Glass Classic (Toledo, Ohio)

^ - SEC Tournament (Birmingham, Ala.)

1981-82**Record: 14-14, 7-11 SEC**

COACH: Sonny Smith

CAPTAINS: Darrell Lockhart, Alvin Mumphord

		RESULT	
Nov. 30	vs. Mississippi College	W	88 54
Dec. 2	vs. Stetson	W	60 59
Dec. 5	vs. Austin Peay	W	67 56
Dec. 7	at Tennessee Tech	W	88 61
Dec. 12	at Tennessee	L	79 86
Dec. 19	at Florida State	W	77 76
Dec. 21	vs. Cal State-Chico	W	104 61
Dec. 29	vs. William & Mary #	L	48 58
Dec. 30	at Duke #	L	71 72
Jan. 2	vs. Ole Miss	W	75 71
Jan. 6	at Kentucky (NR,3)	L	71 83
Jan. 9	vs. Florida	W	80 60
Jan. 13	at Vanderbilt	L	68 78
Jan. 16	vs. Mississippi State	W	62 49
Jan. 20	at LSU	L	68 69
Jan. 23	vs. Georgia	W	82 74
Jan. 27	vs. Alabama (NR,13)	L	65 67
Jan. 30	at Ole Miss	L	57 64
Feb. 3	vs. Kentucky (NR,9) (OT)	W	83 81
Feb. 6	at Florida	L	66 69
Feb. 10	vs. Vanderbilt	L	60 71
Feb. 13	at Mississippi State	L	45 59
Feb. 17	vs. LSU	W	82 72
Feb. 20	at Georgia	L	56 57
Feb. 24	at Alabama (NR,17)	L	72 74
Feb. 27	vs. Tennessee (NR,19)	W	56 54
Mar. 3	vs. Mississippi State (OT) ^	W	38 36
Mar. 4	vs. Kentucky (NR,15) ^	L	66 89

- Iron Duke Classic (Durham, N.C.)

^ - SEC Tournament (Lexington, Ky.)

1982-83**Record: 15-13, 8-10 SEC**

COACH: Sonny Smith

CAPTAINS: Darrell Lockhart, Alvin Mumphord

		RESULT	
Nov. 26	at UAB	W	63 61
Nov. 29	vs. Mercer	W	85 76
Dec. 1	vs. Florida State	W	78 68
Dec. 4	vs. Tennessee Tech	W	74 65
Dec. 6	at Stetson	L	58 59
Dec. 8	at Houston (NR,9)	L	65 77
Dec. 18	vs. Florida International	W	115 77
Dec. 28	vs. Cal State Fullerton #	W	69 60
Dec. 29	at Utah #	W	71 62
Jan. 3	vs. Mississippi State	W	77 66
Jan. 5	vs. Alabama (NR,5)	W	91 80
Jan. 8	at Florida	L	75 92
Jan. 15	at Kentucky (NR,6)	W	75 67
Jan. 17	at Vanderbilt	L	62 64
Jan. 22	vs. Georgia (20,NR)	W	66 64
Jan. 24	vs. Tennessee	L	77 80
Jan. 29	at LSU	W	64 62
Jan. 31	at Ole Miss	L	48 61
Feb. 5	vs. Florida	W	62 54
Feb. 12	vs. Kentucky (NR,13)	L	69 71
Feb. 14	vs. Vanderbilt	W	72 71
Feb. 19	at Georgia	L	60 67
Feb. 22	at Tennessee	L	74 82
Feb. 26	vs. LSU	L	61 87
Mar. 1	vs. Ole Miss	W	82 59
Mar. 3	at Mississippi State	L	53 69
Mar. 6	at Alabama	L	78 86
Mar. 10	vs. Alabama ^	L	61 62

- Utah Hilton Classic (Salt Lake City, Utah)

^ - SEC Tournament (Birmingham, Ala.)

1983-84**Record: 20-11, 12-6 SEC**

COACH: Sonny Smith

		RESULT	
Nov. 28	vs. Columbus College	W	58 54
Dec. 2	at UAB (OT)	L	62 69
Dec. 5	at Florida State	W	76 69
Dec. 8	vs. Youngstown State #	W	78 52
Dec. 9	at South Alabama #	L	73 95
Dec. 14	at Mercer	W	65 63
Dec. 19	vs. Eastern Kentucky	W	100 60
Dec. 22	at Mississippi State	W	73 55
Dec. 27	vs. Wake Forest (NR,10) ^	L	67 76
Dec. 28	vs. Villanova ^	W	95 83
Jan. 5	at Alabama	W	91 86
Jan. 7	vs. Florida	W	82 66
Jan. 13	vs. Kentucky (NR,2)	W	82 63
Jan. 17	vs. Vanderbilt	L	71 73
Jan. 22	at Georgia	L	86 90
Jan. 24	at Tennessee	W	79 72
Jan. 27	vs. LSU (NR,10)	W	80 78
Jan. 31	vs. Ole Miss (19,NR)	W	60 50
Feb. 5	at Florida (19,NR)	W	67 65
Feb. 11	at Kentucky (16,6)	L	64 84
Feb. 13	at Vanderbilt	W	73 67
Feb. 18	vs. Georgia	W	81 63
Feb. 20	vs. Tennessee	L	54 57
Feb. 25	at LSU	L	80 81
Feb. 27	at Ole Miss	L	71 72
Mar. 1	vs. Mississippi State	W	68 53
Mar. 3	vs. Alabama	W	83 70
Mar. 8	vs. Vanderbilt %	W	59 58
Mar. 9	vs. Tennessee %	W	60 58
Mar. 10	vs. Kentucky (NR,3) %	L	49 51
Mar. 15	vs. Richmond @	L	71 72

- Colonial Classic (Mobile, Ala.)

^ - Gator Bowl Tournament (Jacksonville, Fla.)

% - SEC Tournament (Nashville, Tenn.)

@ - NCAA Tournament First Round (Charlotte, N.C.)

**1984 FINAL WIRE SERVICE POLL
UNITED PRESS INTERNATIONAL**

1.	North Carolina	7.	Arkansas
2.	Georgetown	8.	Oklahoma
3.	Kentucky	9.	UTEP
4.	DePaul	10.	Maryland
5.	Houston	19.	Auburn

1984-85**Record: 22-12, 8-10 SEC**

COACH: Sonny Smith

SEC TOURNAMENT CHAMPIONS

		RESULT	
Nov. 24	vs. Stetson	W	92 50
Nov. 26	vs. Columbus College	W	91 56
Nov. 30	at UAB (NR,13)	W	61 59
Dec. 3	vs. Armstrong State	W	80 47
Dec. 8	vs. Mercer	W	70 69
Dec. 12	vs. Radford	W	79 57
Dec. 21	vs. VCU #	L	59 78
Dec. 22	vs. Delaware #	W	95 63
Dec. 29	at West Virginia	W	59 58
Jan. 2	at Kentucky	L	61 68
Jan. 5	vs. Florida	W	80 74
Jan. 9	at Tennessee	L	74 86
Jan. 12	vs. Mississippi State	W	62 53
Jan. 16	vs. Alabama	L	55 60
Jan. 19	at Georgia	L	80 97
Jan. 24	vs. Ole Miss	W	93 73
Jan. 26	at LSU	L	62 80
Jan. 30	at Vanderbilt	W	86 80
Feb. 2	vs. Kentucky (OT)	L	47 49
Feb. 6	at Florida (OT)	W	81 78
Feb. 9	vs. Tennessee	W	75 60
Feb. 13	at Mississippi State	L	65 82
Feb. 16	at Alabama (2OT)	L	72 74
Feb. 21	vs. Georgia	L	84 86
Feb. 23	at Ole Miss	W	69 57
Feb. 27	vs. LSU	L	73 78

Mar. 2	vs. Vanderbilt	W	84 58
Mar. 6	vs. Ole Miss ^	W	68 60
Mar. 7	vs. LSU ^	W	58 55
Mar. 8	vs. Florida ^	W	43 42
Mar. 9	vs. Alabama (OT) ^	W	53 49
Mar. 14	vs. Purdue %	W	59 58
Mar. 16	vs. Kansas (NR,13) %	W	66 64
Mar. 22	vs. North Carolina (NR,7) @	L	56 62

- Krystal Classic (Chattanooga, Tenn.)

^ - SEC Tournament (Birmingham, Ala.)

% - NCAA Tournament First/Second Rounds (South Bend, Ind.)

@ - NCAA Tournament Sweet 16 (Birmingham, Ala.)

**1985 FINAL RANKINGS
USA TODAY/THE SPORTING NEWS**

1.	Villanova	1.	North Carolina
2.	Georgetown	2.	Georgetown
3.	St. John's	3.	Kentucky
4.	Georgia Tech	4.	Houston
5.	Memphis State	5.	Maryland
6.	Oklahoma	6.	DePaul
7.	North Carolina	7.	Illinois
8.	Louisiana Tech	8.	Fresno State
9.	Michigan	9.	UTEP
10.	N.C. State	10.	Tulsa
14.	Auburn	16.	Auburn

(Sporting News poll released prior to NCAA Tournament)

1985-86**Record: 22-11, 13-5 SEC**

COACH: Sonny Smith

		RESULT	
Nov. 22	vs. West Virginia (10,NR) #	L	58 75
Nov. 26	vs. Birmingham Southern	W	61 51
Dec. 3	vs. West Virginia	W	84 59
Dec. 6	vs. Kentucky Wesleyan ^	W	80 71
Dec. 7	at Western Kentucky ^	L	58 71
Dec. 10	at UAB (NR,16)	L	56 62
Dec. 14	vs. Stetson %	W	77 54
Dec. 17	at Southwestern Louisiana (OT)	L	64 66
Dec. 22	vs. Central Florida @	W	78 49
Dec. 23	vs. Boston College @	W	89 85
Jan. 4	at Florida	L	59 62
Jan. 6	vs. Kentucky (NR,12)	W	60 56
Jan. 8	vs. Tennessee	W	59 45
Jan. 11	at Mississippi State	W	72 56
Jan. 16	at Alabama	L	56 60
Jan. 18	vs. Georgia	W	84 69
Jan. 22	at Ole Miss	W	73 61
Jan. 29	vs. Vanderbilt	W	97 70
Jan. 31	at Kentucky (NR,8)	L	71 81
Feb. 4	vs. LSU	L	61 63
Feb. 6	vs. Florida	W	67 65
Feb. 8	at Tennessee	L	79 80
Feb. 12	vs. Mississippi State	W	69 64
Feb. 15	vs. Alabama (NR,18)	W	71 69
Feb. 19	at Georgia (OT)	W	87 86
Feb. 22	vs. Ole Miss	W	75 73
Feb. 26	at LSU	W	92 86
Mar. 1	at Vanderbilt	W	79 65
Mar. 6	vs. Mississippi State !	L	63 65
Mar. 14	vs. Arizona \$	W	73 63
Mar. 16	vs. St. John's (NR,4) \$	W	81 65
Mar. 20	vs. UNLV (NR,11) &	W	70 63
Mar. 22	vs. Louisville (NR,7) &	L	76 84

- Big Apple NIT (Hartford, Conn.)

^ - Wendy's Classic (Bowling Green, Ky.)

% - (Daytona Beach, Fla.)

@ - Red Lobster Classic (Orlando, Fla.)

! - SEC Tournament (Lexington, Ky.)

& - NCAA Tournament First/Second Rounds (Long Beach, Calif.)

Texas) & - NCAA Tournament Sweet 16/Elite 8 (Houston, Texas)

1986 FINAL RANKINGS
BASKETBALL WEEKLY/USA TODAY

1. Louisville	1. Louisville
2. Duke 2.	Duke
3. Kansas	3. Kansas
4. LSU	4. Kentucky
5. Kentucky	5. LSU
6. North Carolina	6. Georgia Tech
7. Georgia Tech	7. North Carolina
8. Navy	8. Navy
9. Auburn	9. Auburn
10. St. John's	10. St. John's

1986-87

Record: 18-13, 9-9 SEC

COACH: Sonny Smith

	RESULT
Nov. 28 at UAB (12,NR)	W 68 58
Dec. 1 vs. Armstrong State (12,NR)	W 94 54
Dec. 11 vs. Austin Peay (7,NR)	W 115 93
Dec. 13 vs. Southwestern La. (7,NR)	W 107 91
Dec. 15 at Eastern Kentucky (7,NR)	W 97 82
Dec. 18 vs. Augusta College (6,NR)	W 89 66
Dec. 28 vs. Iowa State (5,NR) #	W 89 87
Dec. 29 at UTEP (5,NR) #	L 82 87
Jan. 3 vs. Kentucky (5,11)	L 60 63
Jan. 7 vs. Georgia (OT) (13,NR)	W 62 58
Jan. 10 at Mississippi State (13,NR)	W 66 52
Jan. 14 vs. Tennessee (10,NR)	W 66 56
Jan. 17 at Vanderbilt (10,NR)	L 75 91
Jan. 22 at Alabama (17,13)	L 82 88
Jan. 24 vs. Ole Miss (17,NR)	W 85 61
Jan. 28 at LSU (18,NR)	L 73 75
Jan. 31 vs. Florida (18,19)	W 81 68
Feb. 1 vs. UNLV (18,3)	L 85 104
Feb. 4 at Kentucky (20,NR)	L 71 75
Feb. 7 at Georgia (20,NR)	L 71 75
Feb. 9 at Florida	W 84 70
Feb. 12 vs. Mississippi State	W 59 45
Feb. 14 at Tennessee	L 84 103
Feb. 21 vs. Alabama (NR,12)	L 75 77
Feb. 23 vs. Vanderbilt	W 91 83
Feb. 25 at Ole Miss	L 67 73
Mar. 1 vs. LSU	W 100 62
Mar. 6 vs. Kentucky ^	W 79 72
Mar. 7 vs. Alabama (NR,9) ^	L 68 87
Mar. 12 vs. San Diego %	W 62 61
Mar. 14 vs. Indiana % (NR,3)	L 90 107

- Sun Bowl Classic (El Paso, Texas)
^ - SEC Tournament (Atlanta, Ga.)
% - NCAA Tournament First/Second Rounds (Indianapolis, Ind.)

1987-88

Record: 19-11, 11-7 SEC

COACH: Sonny Smith

	RESULT
Nov. 27 vs. South Alabama #	W 120 67
Dec. 5 vs. VCU	W 93 80
Dec. 7 vs. UT-Martin	W 99 77
Dec. 11 vs. San Jose State ^	W 70 65
Dec. 12 at Illinois (OT) ^	L 103 107
Dec. 14 vs. Grambling	W 98 59
Dec. 16 vs. Mercer	W 80 48
Dec. 29 vs. Villanova %	W 65 64
Dec. 30 vs. Georgia Tech %	L 72 83
Jan. 6 vs. Florida	W 72 67
Jan. 9 at Kentucky (NR,1)	W 53 52
Jan. 13 at Georgia (19,NR)	L 68 87
Jan. 16 vs. Mississippi State (19,NR)	W 65 57
Jan. 20 at Tennessee	L 64 75
Jan. 23 vs. Vanderbilt	L 71 75
Jan. 27 vs. Alabama	W 84 74
Jan. 30 at Ole Miss	L 66 69
Feb. 3 vs. LSU	L 69 78
Feb. 6 at Florida (NR,10)	W 58 57
Feb. 10 vs. Kentucky	L 62 69
Feb. 13 vs. Georgia	W 64 57

Feb. 17 at Mississippi State	W 77 61
Feb. 20 vs. Tennessee	W 73 68
Feb. 24 at Vanderbilt (NR,17)	W 81 68
Feb. 27 at Alabama	L 77 82
Mar. 2 vs. Ole Miss	W 92 76
Mar. 5 at LSU	W 89 80
Mar. 11 vs. Georgia @	L 60 65
Mar. 17 vs. Bradley (NR,11) !	W 90 86
Mar. 19 vs. Oklahoma (NR,8) !	L 87 107

- (Birmingham, Ala.)
^ - Illini Classic (Champaign, Ill.)
% - Cotton States Classic (Atlanta, Ga.)
@ - SEC Tournament (Baton Rouge, La.)
! - NCAA Tournament First/Second Rounds (Atlanta, Ga.)

1988-89

Record: 9-19, 2-16 SEC

COACH: Sonny Smith

	RESULT
Nov. 26 vs. Mount St. Mary's	W 89 83
Nov. 29 vs. Georgia State	W 74 70
Dec. 3 vs. Mercer	W 87 66
Dec. 10 vs. Texas Southern	W 109 81
Dec. 14 at Vanderbilt	L 77 93
Dec. 17 vs. Jackson State	W 74 51
Dec. 20 at VCU	W 85 79
Dec. 28 vs. Villanova #	L 83 84
Dec. 29 vs. Central Florida #	W 95 68
Jan. 4 vs. Tennessee (NR,19)	L 73 84
Jan. 7 at LSU	L 77 104
Jan. 11 at Mississippi State	L 56 69
Jan. 14 vs. Florida	L 75 79
Jan. 18 vs. Ole Miss	L 64 65
Jan. 25 at Kentucky	L 76 86
Jan. 28 vs. Alabama	L 64 67
Feb. 2 vs. Georgia	L 62 75
Feb. 4 at Tennessee	L 72 89
Feb. 8 vs. LSU (NR,19)	L 91 104
Feb. 11 vs. Mississippi State	W 70 68
Feb. 15 at Florida	L 79 90
Feb. 18 at Ole Miss	L 77 80
Feb. 20 vs. Kentucky	W 77 75
Feb. 22 vs. Vanderbilt	L 62 77
Feb. 25 at UAB	L 76 105
Mar. 2 at Alabama	L 58 74
Mar. 4 at Georgia	L 76 80
Mar. 9 vs. Ole Miss ^	L 68 80

- Red Lobster Classic (Orlando, Fla.)
^ - SEC Tournament (Knoxville, Tenn.)

1989-90

Record: 13-18, 8-10 SEC

COACH: Tommy Joe Eagles

CAPTAINS: Derrick Dennison, Zane Arnold

	RESULT
Nov. 24 Michigan State #	L 79 92
Nov. 25 Connecticut #	L 81 95
Nov. 26 Alaska-Anchorage #	L 94 109
Dec. 1 UAB	L 65 75
Dec. 3 Florida State	L 78 82
Dec. 9 Duquesne ^	W 79 74
Dec. 11 Alabama State	W 98 79
Dec. 21 Tennessee Tech %	L 70 72
Dec. 28 Navy @	W 75 61
Dec. 29 Southern Miss @	L 73 84
Jan. 3 Tennessee	L 70 72
Jan. 6 LSU (NR,17)	L 70 77
Jan. 10 Mississippi State	W 93 71
Jan. 13 Florida	L 62 84
Jan. 17 Ole Miss	L 72 80
Jan. 20 Vanderbilt	W 82 79
Jan. 24 Kentucky	W 74 70
Jan. 27 Alabama (NR,24)	L 59 78
Jan. 31 Georgia	L 75 88
Feb. 3 Tennessee	W 89 83
Feb. 5 Georgia State	W 79 66
Feb. 7 LSU (NR,11)	L 71 82
Feb. 10 Mississippi State	W 77 74

Feb. 14 Florida	W 75 55
Feb. 17 Ole Miss	W 95 84
Feb. 20 Vanderbilt	W 87 74
Feb. 24 Kentucky	L 95 98
Feb. 28 Alabama	L 65 80
Mar. 3 Georgia	L 79 94
Mar. 9 LSU (NR,16) !	W 78 76
Mar. 10 Alabama !	L 71 87

- Great Alaska Shootout (Anchorage, Alaska)
^ - (Birmingham, Ala.)
% - (Huntsville, Ala.)
@ - Blue Angels Classic (Pensacola, Fla.)
! - SEC Tournament (Orlando, Fla.)

1990-91

Record: 13-16, 5-13 SEC

COACH: Tommy Joe Eagles

CAPTAINS: John Caylor, Zane Arnold

	RESULT
Nov. 24 vs. Texas Southern	W 85 77
Nov. 26 vs. Georgia State	W 83 65
Nov. 30 at UAB	L 65 71
Dec. 8 vs. Ohio	W 75 65
Dec. 13 at Duquesne	W 75 71
Dec. 15 vs. Florida State	W 99 96
Dec. 17 vs. Texas A&M	W 95 71
Dec. 27 vs. Villanova #	L 71 88
Dec. 28 at Tulane #	W 84 71
Jan. 3 vs. Alabama	L 56 68
Jan. 5 at Florida	L 82 84
Jan. 9 at Ole Miss	W 62 60
Jan. 12 vs. LSU	L 84 96
Jan. 16 vs. Vanderbilt	L 59 80
Jan. 19 at Tennessee	W 67 63
Jan. 23 at Georgia (2OT)	W 59 58
Jan. 26 vs. Mississippi State	L 64 84
Jan. 29 vs. Kentucky (NR,10)	L 81 89
Feb. 2 at Alabama	L 80 88
Feb. 6 vs. Florida (OT)	L 84 87
Feb. 9 vs. Ole Miss	W 72 69
Feb. 13 at LSU (NR,20)	L 61 98
Feb. 16 at Vanderbilt	L 70 90
Feb. 19 vs. Tennessee	W 74 65
Feb. 23 vs. Georgia	L 77 86
Feb. 27 at Mississippi State	L 76 94
Mar. 2 at Kentucky (NR,13)	L 93 114
Mar. 8 vs. LSU (NR,16) ^	W 92 77
Mar. 9 vs. Alabama (NR,24) ^	L 59 77

- USF&G Sugar Bowl Tournament (New Orleans, La.)
^ - SEC Tournament (Nashville, Tenn.)

1991-92

Record: 12-15, 5-11 SEC

COACH: Tommy Joe Eagles

CAPTAINS: Chris Brandt, Champ Wrencher

	RESULT
Nov. 25 vs. SIU-Edwardsville	W 109 86
Nov. 29 vs. UAB #	L 74 88
Dec. 4 at Texas A&M	W 86 83
Dec. 11 vs. Troy State	W 141 116
Dec. 14 vs. Southern Miss	W 93 78
Dec. 17 at UNLV	L 82 85
Dec. 20 vs. Slippery Rock ^	W 93 66
Dec. 21 vs. South Alabama ^	L 87 107
Dec. 28 vs. Eastern Kentucky %	W 104 92
Dec. 29 vs. UT-Chattanooga %	L 75 87
Jan. 4 at Arkansas (NR,16)	L 92 110
Jan. 8 vs. LSU	L 70 87
Jan. 13 at Ole Miss	W 96 83
Jan. 18 vs. Alabama (NR,9)	W 81 63
Jan. 22 vs. South Carolina	W 85 68
Jan. 25 at Tennessee	L 74 82
Jan. 29 vs. Mississippi State	L 72 75
Feb. 1 vs. Georgia	W 89 84
Feb. 4 at Vanderbilt	L 83 89
Feb. 8 vs. Kentucky (NR,19)	L 67 85
Feb. 12 vs. James Madison	W 87 71
Feb. 19 at Florida	L 81 92
Feb. 22 at LSU	L 82 99

Feb. 26	vs. Arkansas (NR,9)	L	74	82
Feb. 29	vs. Ole Miss	W	110	84
Mar. 4	at Mississippi State	L	70	77
Mar. 7	at Alabama (NR,20)	L	80	82

- (Birmingham-Jefferson Civic Center)
 ^ - Blue Angels Classic (Pensacola, Fla.)
 % - Dr. Pepper Classic (Chattanooga, Tenn.)

1992-93
Record: 15-12, 8-8 SEC

COACH: Tommy Joe Eagles
 CAPTAIN: Reggie Gallon

		RESULT	
Dec. 1	vs. Louisiana College	W	98 60
Dec. 5	at James Madison	L	80 89
Dec. 15	vs. Lincoln Memorial	W	77 51
Dec. 18	vs. Louisiana Tech #	W	65 45
Dec. 19	vs. UNC-Wilmington #	L	80 91
Dec. 21	vs. Centenary	W	86 61
Dec. 28	vs. Old Dominion	W	96 85
Jan. 3	at Mississippi State	L	71 77
Jan. 6	vs. Florida	L	73 76
Jan. 9	at LSU	L	81 87
Jan. 16	at South Carolina	W	83 81
Jan. 20	vs. Tennessee	W	88 75
Jan. 23	at Arkansas (NR,8)	W	100 89
Jan. 27	at Alabama	L	78 81
Jan. 30	vs. Vanderbilt (NR,15)	L	70 73
Feb. 3	at Ole Miss	W	85 74
Feb. 6	at Georgia	L	69 96
Feb. 9	at UAB	W	86 74
Feb. 13	vs. LSU	L	73 75
Feb. 17	vs. Mississippi State	W	83 77
Feb. 22	at Southern Miss	W	81 75
Feb. 24	vs. Ole Miss	W	83 73
Feb. 27	at Kentucky (NR,2)	L	78 80
Mar. 3	vs. Alabama	W	78 70
Mar. 6	vs. Arkansas	W	81 80
Mar. 11	vs. Tennessee ^	L	76 78
Mar. 18	at Clemson %	L	72 84

- USAir East Coast Classic (Wilmington, N.C.)
 ^ - SEC Tournament (Lexington, Ky.)
 % - NIT First Round (Clemson, S.C.)

1993-94
Record: 11-17, 3-13 SEC

COACH: Tommy Joe Eagles
 CAPTAINS: Wesley Person, Aaron Swinson

		RESULT	
Nov. 28	vs. UNC-Wilmington	W	94 75
Nov. 30	vs. Nicholls State	L	76 79
Dec. 7	vs. Ball State	W	92 87
Dec. 9	vs. Troy State	W	113 86
Dec. 16	vs. UAB	L	65 69
Dec. 18	at Old Dominion	W	101 87
Dec. 28	vs. Michigan (NR,7) #	L	81 102
Dec. 30	vs. Fordham #	W	81 60
Jan. 5	vs. Georgia (OT)	L	80 83
Jan. 8	at LSU	L	72 83
Jan. 12	vs. Mississippi State (OT)	L	86 91
Jan. 15	vs. Arkansas (NR,3)	L	105 117
Jan. 19	at Ole Miss (2OT)	L	85 88
Jan. 22	at Tennessee	L	85 92
Jan. 25	vs. Alabama	L	69 74
Jan. 30	vs. Kentucky (NR,7)	L	74 91
Feb. 2	at Florida (NR,24)	L	67 68
Feb. 5	vs. Florida Atlantic	W	91 78
Feb. 9	at Vanderbilt	L	60 84
Feb. 12	vs. LSU	W	111 83
Feb. 16	vs. South Carolina	W	88 70
Feb. 19	at Mississippi State	W	76 65
Feb. 22	vs. Southern Miss	W	89 73
Feb. 26	at Arkansas (NR,1)	L	81 91
Mar. 2	vs. Ole Miss	L	62 83
Mar. 5	at Alabama	L	68 68
Mar. 10	vs. Vanderbilt ^	W	81 56
Mar. 11	vs. Alabama ^	L	55 83

- Bank One Fiesta Bowl Basketball Classic (Tucson, Ariz.)

^ - SEC Tournament (Memphis, Tenn.)

1994-95
Record: 16-13, 7-9 SEC

COACH: Cliff Ellis
 CAPTAINS: Wes Flanigan, Mochie Norris, Lance Weems

		RESULT	
Nov. 26	vs. Lynn	W	78 70
Nov. 30	at UAB	W	60 54
Dec. 2	vs. Georgia Southern #	W	77 45
Dec. 3	at Ball State #	L	74 82
Dec. 12	vs. West Florida	W	96 59
Dec. 14	vs. Troy State	W	95 71
Dec. 17	vs. Alabama State	W	102 62
Dec. 29	at Florida A&M ^	W	83 70
Dec. 30	vs. Kansas State ^	L	75 78
Jan. 4	at Kentucky (NR,6)	L	64 98
Jan. 8	vs. Ole Miss	W	88 74
Jan. 11	vs. LSU	L	73 76
Jan. 14	vs. Arkansas (NR,4)	W	104 90
Jan. 18	vs. Tennessee	W	61 57
Jan. 21	at Georgia	L	77 83
Jan. 25	vs. Florida (NR,23)	W	77 71
Feb. 1	at Alabama (NR,20)	L	63 65
Feb. 4	at Ole Miss	L	75 77
Feb. 8	vs. Vanderbilt	L	59 77
Feb. 11	at Mississippi State (NR,21)	W	70 69
Feb. 15	at South Carolina	W	80 78
Feb. 18	vs. Alabama (NR,18)	L	73 86
Feb. 22	at Southern Miss	W	81 79
Feb. 25	at LSU	L	78 89
Mar. 1	vs. Mississippi State (NR,14)	W	76 69
Mar. 4	at Arkansas (NR,7)	L	66 68
Mar. 9	vs. South Carolina %	W	81 66
Mar. 10	vs. Kentucky (NR,3) %	L	81 93
Mar. 15	vs. Marquette @	L	61 68

- Cardinal Varsity Club Classic (Muncie, Ind.)
 ^ - Capital City Classic (Tallahassee, Fla.)
 % - SEC Tournament (Atlanta, Ga.)
 @ - NIT First Round (Auburn, Ala.)

1995-96
Record: 19-13, 6-10 SEC

COACH: Cliff Ellis
 CAPTAINS: Ray Donald, Wes Flanigan, Lance Weems

		RESULT	
Nov. 24	vs. La Salle #	W	70 60
Nov. 25	vs. James Madison #	W	82 71
Nov. 26	vs. Louisville (NR,13) #	W	82 78
Nov. 30	vs. Jacksonville State	W	91 74
Dec. 3	vs. UAB	L	54 66
Dec. 8	vs. Liberty ^	W	63 58
Dec. 9	at Baylor ^	W	83 64
Dec. 12	at South Alabama	W	59 50
Dec. 15	vs. Northeast Louisiana	W	80 71
Dec. 17	vs. Coastal Carolina	W	82 66
Dec. 19	vs. Wofford	W	73 56
Dec. 29	vs. Norfolk State %	W	92 56
Dec. 30	at Florida A&M %	W	84 54
Jan. 3	at Tennessee	L	62 66
Jan. 6	vs. Arkansas	W	101 76
Jan. 10	at Alabama	L	65 72
Jan. 13	vs. Georgia (NR,17)	W	89 86
Jan. 21	vs. LSU (23,NR)	L	95 87
Jan. 24	at Ole Miss (21,NR)	L	69 82
Jan. 31	at Vanderbilt (22,NR)	W	62 76
Feb. 4	vs. Miss. State (22,NR) (OT)	L	75 78
Feb. 7	vs. South Carolina (22,NR)	W	84 73
Feb. 10	at Florida (22,NR)	W	73 70
Feb. 14	vs. Alabama	L	72 75
Feb. 17	at Arkansas	L	77 87
Feb. 21	vs. Ole Miss	W	69 62
Feb. 24	at LSU	L	67 93
Feb. 27	vs. Kentucky (NR,1)	L	73 88
Mar. 2	at Mississippi State	L	51 67
Mar. 7	vs. Vanderbilt @	W	68 65
Mar. 8	vs. Mississippi State (NR,25) @	L	58 69
Mar. 13	vs. Tulane (OT) !	L	73 87

- Puerto Rico Shootout (Bayamon, P.R.)

^ - Dr. Pepper Invitational (Waco, Texas)
 % - Capital City Classic (Tallahassee, Fla.)
 @ - SEC Tournament (New Orleans, La.)
 ! - NIT First Round (Auburn, Ala.)

1996-97
16-15, 6-10 SEC

COACH: Cliff Ellis
 CAPTAINS: Wes Flanigan, Pat Burke

		RESULT	
Nov. 22	at UAB	L	57 64
Nov. 25	vs. Arkansas-Pine Bluff	W	89 56
Nov. 29	vs. Colorado (OT) #	L	72 78
Nov. 30	at Hawaii-Hilo (OT) #	W	98 92
Dec. 1	vs. TCU #	L	66 86
Dec. 5	vs. Arkansas-Little Rock	W	75 63
Dec. 7	vs. Georgia State	W	66 48
Dec. 14	vs. Baylor	L	63 68
Dec. 15	vs. Western Carolina	W	80 55
Dec. 18	vs. South Alabama	W	60 51
Dec. 21	vs. Murray State ^	W	86 72
Dec. 28	at Florida A&M	W	95 57
Dec. 30	vs. Winthrop	W	80 55
Jan. 4	at South Carolina	L	56 66
Jan. 8	vs. Arkansas	L	55 56
Jan. 11	vs. Florida	W	79 65
Jan. 15	vs. Tennessee	W	43 35
Jan. 18	at Kentucky (NR,4)	L	53 77
Jan. 22	at LSU	L	59 75
Jan. 25	at Georgia	L	48 53
Jan. 28	vs. Alabama	W	72 62
Feb. 1	at Ole Miss	L	46 57
Feb. 5	vs. Mississippi State	W	81 68
Feb. 8	vs. LSU	W	76 72
Feb. 11	at Arkansas	L	42 75
Feb. 15	vs. Vanderbilt	L	61 75
Feb. 22	at Alabama	L	50 55
Feb. 26	at Mississippi State	W	68 64
Mar. 1	vs. Ole Miss	L	63 71
Mar. 6	vs. Tennessee %	W	67 54
Mar. 7	vs. Kentucky (NR,6) %	L	50 92

- Big Island Invitational (Hilo, Hawaii)
 ^ - Mulligan Holiday Hoopfest (Birmingham, Ala.)
 % - SEC Tournament (Memphis, Tenn.)

1997-98
Record: 16-14, 7-9 SEC

COACH: Cliff Ellis
 CAPTAINS: Franklin Williams, Doc Robinson

		RESULT	
Nov. 11	vs. Temple (NR,24) #	L	42 68
Nov. 14	at Central Florida	W	70 63
Nov. 17	vs. Nicholls State	W	96 75
Nov. 21	vs. Southern Miss	W	83 70
Nov. 25	vs. Wofford	W	68 51
Dec. 6	vs. Florida A&M	W	79 69
Dec. 12	vs. Pepperdine ^	L	55 62
Dec. 13	vs. Weber State ^	W	63 58
Dec. 16	vs. Jacksonville State	W	89 61
Dec. 20	vs. UAB %	L	65 71
Dec. 30	vs. Navy	W	70 54
Jan. 3	vs. Georgia	W	73 62
Jan. 7	at Tennessee	W	74 69
Jan. 14	at LSU	L	54 59
Jan. 18	vs. Alabama	W	94 40
Jan. 21	vs. Arkansas (NR,18)	L	65 79
Jan. 24	vs. South Carolina (NR,14)	L	56 61
Jan. 28	at Mississippi State	W	69 66
Jan. 31	vs. Ole Miss (NR,12)	W	68 67
Feb. 4	at Alabama	L	62 76
Feb. 7	vs. Mississippi State (OT)	W	68 66
Feb. 11	at Florida	L	64 81
Feb. 14	vs. LSU	W	66 44
Feb. 18	at Vanderbilt	L	66 82
Feb. 21	at Arkansas	L	83 107
Feb. 25	vs. Kentucky (NR,7)	L	58 83
Feb. 28	at Ole Miss (NR,13)	L	67 74
Mar. 5	vs. Florida @	L	64 68
Mar. 11	vs. Southern Miss !	W	77 62

WAREAGLE

AUBURN MEN'S BASKETBALL

Mar. 16 at Marquette (OT) \$ L 60 75
 # - NABC Classic (Albuquerque, N.M.)
 ^ - Cougar Classic (Provo, Utah)
 % - Holiday Hardwood Classic (BJCC/Birmingham, Ala.)
 @ - SEC Tournament (Atlanta, Ga.)
 ! - NIT First Round (Auburn, Ala.)
 \$ - NIT Second Round (Milwaukee, Wis.)

1998-99

Record: 29-4, 14-2 SEC

COACH: Cliff Ellis

CAPTAINS: Bryant Smith, Doc Robinson

SEC CHAMPIONS

	RESULT	
Nov. 13 vs. Southeastern Louisiana	W 114 60	
Nov. 16 vs. Florida A&M	W 94 47	
Nov. 19 vs. UNC Central Florida	W 77 42	
Nov. 23 vs. BYU	W 62 43	
Nov. 27 vs. Rutgers #	W 70 55	
Nov. 29 at Hawaii #	W 84 57	
Dec. 3 vs. UNC-Asheville	W 91 60	
Dec. 6 at Florida State	W 80 68	
Dec. 12 vs. UAB (24,NR) ^	W 77 64	
Dec. 15 vs. Wofford (18,NR)	W 79 51	
Dec. 19 at Navy (18,NR)	W 88 70	
Dec. 29 vs. Bethune-Cookman (15,NR)	W 99 46	
Jan. 2 vs. Tennessee (15,NR)	W 90 62	
Jan. 6 vs. Arkansas (14,18)	W 83 66	
Jan. 9 at LSU (14,NR)	W 73 70	
Jan. 13 at Ole Miss (8,NR)	W 74 59	
Jan. 16 vs. Florida (8,NR)	W 88 69	
Jan. 20 at Kentucky (6,7)	L 62 72	
Jan. 23 at Alabama (6,NR)	W 73 58	
Jan. 27 vs. Mississippi State (7,NR)	W 64 54	
Jan. 30 at Georgia (7,NR)	W 85 74	
Feb. 3 at South Carolina (6,NR)	W 76 48	
Feb. 6 vs. LSU (6,NR)	W 80 54	
Feb. 9 vs. Ole Miss (3,NR)	W 95 66	
Feb. 13 vs. Alabama (3,NR)	W 102 61	
Feb. 17 vs. Vanderbilt (3,NR)	W 81 63	
Feb. 24 at Arkansas (2,NR)	L 88 104	
Feb. 27 at Mississippi State (2,NR)	W 76 73	
Mar. 5 vs. Alabama (4,NR) %	W 93 61	
Mar. 6 vs. Kentucky (4,14) %	L 57 69	
Mar. 11 vs. Winthrop (4,NR) @	W 80 41	
Mar. 13 vs. Oklahoma State (4,NR) @	W 81 74	
Mar. 18 vs. Ohio State (4,14) !	L 64 72	

- United Airlines Tip-Off Classic (Honolulu, Hawaii)
 ^ - Arby's Hardwood Classic (BJCC/Birmingham, Ala.)
 % - SEC Tournament (Atlanta, Ga.)
 @ - NCAA Tournament First/Second Rounds (Indianapolis, Ind.)
 ! - NCAA Tournament Sweet 16 (Knoxville, Tenn.)

1999 FINAL RANKINGS

ASSOCIATED PRESS & USA TODAY/ESPN

1. Duke 1.	Connecticut
2. Michigan State	2. Duke
3. Connecticut	3. Michigan State
4. Auburn	4. Ohio State
5. Maryland	5. Kentucky
6. Utah	5. St. John's
7. Stanford	7. Auburn
8. Kentucky	8. Maryland
9. St. John's	9. Stanford
10. Miami, Fla.	10. Utah

1999-2000

Record: 24-10, 9-7 SEC

COACH: Cliff Ellis

CAPTAINS: Doc Robinson, Chris Porter

	RESULT	
Nov. 19 vs. UAB (3,NR)	W 65 59	
Nov. 21 vs. Arkansas-Pine Bluff (3,NR)	W 100 44	
Nov. 27 vs. Stanford (2,7) #	L 58 67	
Dec. 1 vs. Belmont (5,NR)	W 65 56	
Dec. 5 vs. Florida State (5,NR)	W 55 54	
Dec. 11 vs. Pennsylvania (8,NR) ^	W 77 70	
Dec. 13 vs. Coppin State (6,NR)	W 63 35	
Dec. 16 vs. Bradley (6,NR) %	W 78 64	
Dec. 20 at Puerto Rico-Mayaguez (6,NR) @	W 109 52	
Dec. 21 vs. Virginia Tech (6,NR) @	W 73 63	
Dec. 22 vs. Pepperdine (6,NR) @	W 87 76	
Dec. 30 vs. Southern Miss (4,NR)	W 56 50	
Jan. 2 vs. Stony Brook (4,NR)	W 100 45	
Jan. 8 vs. Georgia (4,NR)	W 67 52	
Jan. 11 vs. Kentucky (4,20)	W 66 63	
Jan. 16 at Mississippi State (4,NR)	W 51 45	
Jan. 19 vs. South Carolina (4,NR)	W 65 61	
Jan. 22 at Ole Miss (4,NR) (OT)	L 77 79	
Jan. 25 at Tennessee (7,11)	L 76 105	
Jan. 29 vs. Mississippi State (7,NR)	W 73 57	
Feb. 2 vs. Alabama (10,NR)	W 77 63	
Feb. 5 vs. Arkansas (10,NR)	W 73 55	
Feb. 9 at LSU (8,25)	L 68 83	
Feb. 16 at Vanderbilt (11,24)	W 86 80	
Feb. 19 vs. Ole Miss (11,NR)	W 75 72	
Feb. 22 at Alabama (8,NR)	L 64 68	
Feb. 27 at Florida (8,9)	L 59 88	
Mar. 1 vs. LSU (13,12)	L 53 55	
Mar. 5 at Arkansas (13,NR)	L 55 64	
Mar. 10 vs. Florida (23,10) !	W 78 70	
Mar. 11 vs. South Carolina (23,NR) (OT) !	W 77 72	
Mar. 12 vs. Arkansas (23,NR) !	L 67 75	
Mar. 16 vs. Creighton (22,NR) \$	W 72 69	
Mar. 18 vs. Iowa State (22,6) \$	L 60 79	
# - Wooden Classic (Anaheim, Calif.)		
^ - Arby's Hardwood Classic (BJCC/Birmingham, Ala.)		
% - Coors Classic (Mobile, Ala.)		
@ - San Juan Shootout (San Juan, P.R.)		
! - SEC Tournament (Atlanta, Ga.)		
\$ - NCAA Tournament First/Second Rounds (Minneapolis, Minn.)		

2000 FINAL RANKINGS

ASSOCIATED PRESS & USA TODAY/ESPN

1. Duke 1.	Michigan State
2. Michigan State	2. Florida
3. Stanford	3. Iowa State
4. Arizona	4. Duke
5. Temple	5. Stanford
6. Iowa State	6. Oklahoma State
7. Cincinnati	7. Cincinnati
8. Ohio State	8. Arizona
9. St. John's	9. Tulsa
10. LSU	10. Temple
	24. Auburn

2000-01

Record: 18-14, 7-9 SEC

COACH: Cliff Ellis

CAPTAINS: Scott Pohlman, Reggie Sharp

	RESULT	
Nov. 17 vs. Florida A&M	W 87 52	
Nov. 19 vs. Jacksonville State	W 91 51	
Nov. 20 vs. Mercer	L 88 92	
Nov. 24 vs. Robert Morris #	W 89 71	
Nov. 25 vs. Toledo (2OT) #	L 90 95	
Nov. 26 vs. Providence #	W 80 69	
Dec. 1 vs. South Alabama	L 66 68	
Dec. 4 vs. Louisiana-Lafayette	W 93 86	
Dec. 5 vs. Grambling	W 104 60	
Dec. 9 vs. Detroit ^	W 75 72	
Dec. 16 vs. Oregon (OT) %	W 101 97	
Dec. 19 vs. Georgia Southern	W 93 79	
Dec. 30 vs. Southern Miss	W 73 69	

Jan. 6 vs. Tennessee (NR,5) (2OT)	L 88 96	
Jan. 10 at Georgia (OT)	L 80 85	
Jan. 13 vs. LSU	W 85 69	
Jan. 17 at Arkansas	L 72 82	
Jan. 20 at South Carolina	W 60 57	
Jan. 24 vs. Florida (NR,14)	L 63 65	
Jan. 27 at Alabama (NR,15)	L 80 81	
Jan. 31 vs. Mississippi State	W 60 56	
Feb. 3 vs. Ole Miss	L 70 74	
Feb. 10 at LSU	W 76 65	
Feb. 14 vs. Arkansas	W 71 63	
Feb. 17 at Mississippi State	L 74 85	
Feb. 21 vs. Alabama (NR,14) (OT)	W 72 69	
Feb. 24 at Ole Miss (NR,12)	L 62 64	
Feb. 28 at Kentucky (NR,15)	L 78 90	
Mar. 3 vs. Vanderbilt	W 69 66	
Mar. 8 vs. Tennessee (NR,24) @	L 66 73	
Mar. 14 vs. Miami (Fla.) !	W 60 58	
Mar. 20 at Purdue (NIT) \$	L 61 79	
# - Energia Systems Thanksgiving Tournament (Kansas City, Mo.)		
^ - Arby's Hardwood Classic (BJCC/Birmingham, Ala.)		
% - Las Vegas Showdown (Las Vegas, Nev.)		
@ - SEC Tournament (Nashville, Tenn.)		
! - NIT First Round (Auburn, Ala.)		
\$ - NIT Second Round (West Lafayette, Ind.)		

2001-02

Record: 12-16, 4-12 SEC

COACH: Cliff Ellis

CAPTAINS: Marquis Daniels, Adam Harrington

	RESULT	
Nov. 16 vs. High Point	W 63 59	
Nov. 18 vs. Jacksonville State	W 75 53	
Nov. 24 at Rutgers	L 56 57	
Nov. 27 vs. McNeese State	W 78 74	
Nov. 30 vs. South Alabama	W 67 55	
Dec. 4 vs. Louisiana Tech	L 66 67	
Dec. 8 vs. Virginia (NR,7) #	L 72 77	
Dec. 15 vs. Marshall ^	W 78 60	
Dec. 18 vs. South Alabama	W 73 58	
Dec. 20 vs. UNC Asheville	W 83 38	
Dec. 29 vs. Southern Miss	W 64 55	
Jan. 5 vs. Arkansas	L 77 83	
Jan. 9 at Ole Miss	L 65 69	
Jan. 12 vs. Alabama (NR,14)	W 59 56	
Jan. 16 at Vanderbilt	L 67 73	
Jan. 19 at LSU	L 58 75	
Jan. 22 vs. Kentucky (NR,8)	L 62 69	
Jan. 27 at Tennessee	L 59 82	
Jan. 30 vs. Mississippi State	L 64 72	
Feb. 2 at Arkansas	L 60 62	
Feb. 9 vs. Georgia (NR,17)	W 75 72	
Feb. 13 vs. Ole Miss	W 65 62	
Feb. 16 at Mississippi State	L 53 89	
Feb. 20 at Florida (NR,8)	L 61 89	
Feb. 23 vs. South Carolina	W 50 46	
Feb. 27 at Alabama (NR,6)	L 68 73	
Mar. 2 vs. LSU	L 54 59	
Mar. 7 vs. Florida (NR,11) %	L 63 81	
# - Arby's Hardwood Classic (Birmingham, Ala.)		
^ - Coors Classic (Mobile, Ala.)		
% - SEC Tournament (Atlanta, Ga.)		

2002-03

Record: 22-12, 8-8 SEC

COACH: Cliff Ellis

CAPTAINS: Marquis Daniels, Derrick Bird

	RESULT	
Nov. 22 vs. Wofford	W 81 63	
Nov. 26 vs. Georgia State	W 100 71	
Dec. 1 vs. Western Kentucky #	L 70 89	
Dec. 2 vs. Southeastern Louisiana	W 77 47	
Dec. 4 vs. South Carolina State	W 85 65	
Dec. 8 vs. Rutgers	W 82 70	
Dec. 14 vs. Murray State	W 72 53	
Dec. 17 vs. Western Michigan	L 54 72	
Dec. 20 at Puerto Rico-Mayaguez ^	W 94 64	
Dec. 21 vs. Denver ^	W 63 58	

Dec. 22	vs. Troy State ^	W	94	66
Dec. 30	vs. Southern Miss	W	92	46
Jan. 2	vs. North Texas	W	90	65
Jan. 8	vs. Vanderbilt	W	62	59
Jan. 11	at Arkansas	W	52	37
Jan. 15	at South Carolina	W	67	60
Jan. 18	vs. Alabama (NR,9)	W	77	68
Jan. 22	at Kentucky (24,8)	L	51	67
Jan. 25	at Georgia (24,19)	L	79	85
Feb. 1	vs. Tennessee	L	57	60
Feb. 5	vs. Ole Miss	W	77	71
Feb. 8	vs. LSU	W	56	54
Feb. 15	at Alabama	L	68	84
Feb. 19	vs. Mississippi State (NR,19)	L	46	63
Feb. 22	at Ole Miss	W	80	75
Feb. 26	at LSU	L	63	94
Mar. 1	vs. Florida (NR,4)	L	70	73
Mar. 5	vs. Arkansas	W	69	54
Mar. 8	at Mississippi State (NR,21)	L	45	67
Mar. 14	vs. Tennessee %	W	66	53
Mar. 15	vs. Kentucky (NR,2) %	L	58	78
Mar. 21	vs. Saint Joseph's (OT) @	W	65	63
Mar. 23	vs. Wake Forest (NR,8) @	W	68	62
Mar. 28	vs. Syracuse (NR,12) !	L	78	79

- (Nashville, Tenn.)
^ - San Juan Shootout (Caguas, P.R.)
% - SEC Tournament (New Orleans, La.)
@ - NCAA Tournament First/Second Rounds (Tampa, Fla.)
! - NCAA Tournament Sweet 16 (Albany, N.Y.)

2003-04
Record: 14-14, 5-11 SEC

COACH: Cliff Ellis
CAPTAIN: Kyle Davis

		RESULT	
Nov. 17	vs. College of Charleston #	W	66 62
Nov. 21	vs. Western Kentucky	W	86 64
Nov. 23	vs. Maryland-Eastern Shore	W	85 61
Nov. 29	vs. Grambling State ^	W	105 56
Dec. 1	vs. Colorado State	W	84 54
Dec. 7	vs. Air Force	W	68 49
Dec. 10	vs. Montana	W	73 51
Dec. 20	at UNLV %	L	69 82
Dec. 22	vs. Georgia State	L	72 77
Dec. 30	vs. Southern Miss	W	78 60
Jan. 2	vs. New Orleans	W	70 55
Jan. 7	at Vanderbilt (NR,20)	L	53 59
Jan. 10	vs. Ole Miss	W	80 53
Jan. 14	vs. South Carolina (OT)	L	51 53
Jan. 17	at Alabama	L	46 69
Jan. 21	vs. Arkansas	W	70 63
Jan. 24	at Florida (NR,17)	L	52 68
Jan. 31	vs. Mississippi State (NR,11)	L	68 73
Feb. 4	at Arkansas	L	52 74
Feb. 7	vs. Georgia	W	57 54
Feb. 14	at Ole Miss	L	68 72
Feb. 18	at LSU (NR,24)	W	80 68
Feb. 21	vs. Kentucky (NR,9)	L	59 68
Feb. 24	vs. Alabama	L	71 72
Feb. 28	at Tennessee	L	69 75
Mar. 2	at Mississippi State (NR,5)	L	91 105
Mar. 6	vs. LSU	W	78 66
Mar. 11	Georgia @	L	59 73

- NABC Classic (Auburn, Ala.)
^ - (Huntsville, Ala.)
% - Las Vegas Showdown (Las Vegas, Nev.)
@ - SEC Tournament (Atlanta, Ga.)

2004-05
Record: 14-17, 4-12 SEC

COACH: Jeff Lebo
CAPTAINS: Nathan Watson, Ian Young, Quinell Brown

		RESULT	
Nov. 19	at Temple	W	80 78
Nov. 22	vs. Furman	W	85 74
Nov. 24	vs. Nicholls State	W	92 78
Nov. 27	vs. Louisiana Tech	W	79 67
Nov. 30	vs. Colorado State (OT)	W	79 76
Dec. 3	vs. Virginia (NR,24) #	L	87 89
Dec. 5	vs. Wofford	L	78 85
Dec. 7	at College of Charleston	W	76 61
Dec. 12	vs. UNLV (OT)	L	87 91
Dec. 20	vs. Delaware ^	W	74 46
Dec. 21	vs. Middle Tennessee State ^	W	79 74
Dec. 22	vs. Toledo ^	L	65 68
Dec. 30	vs. Belmont	W	73 69
Jan. 5	at Mississippi State (NR,18)	L	53 90
Jan. 12	vs. Florida (OT)	L	78 84
Jan. 15	vs. Ole Miss	L	72 79
Jan. 22	at Arkansas	L	59 95
Jan. 26	vs. Alabama (NR,14)	L	55 60
Jan. 29	vs. Tennessee	W	62 59
Feb. 2	at Ole Miss	L	55 70
Feb. 5	vs. Mississippi State	W	90 76
Feb. 9	at LSU	L	69 90
Feb. 12	at South Carolina	W	74 71
Feb. 16	vs. Vanderbilt	L	43 67
Feb. 19	at Georgia	L	45 57
Feb. 23	at Kentucky (NR,5)	L	73 81
Feb. 26	vs. LSU	L	64 77
Mar. 2	at Alabama (NR,19)	L	53 94
Mar. 5	vs. Arkansas	W	77 64
Mar. 10	vs. Vanderbilt %	W	77 73
Mar. 11	vs. LSU %	L	58 89

- (Richmond, Va.)
^ - San Juan Shootout (Carolina, P.R.)
% - SEC Tournament (Atlanta, Ga.)

2005-06
Record: 12-16, 4-12 SEC

COACH: Jeff Lebo
CAPTAINS: Ronny LeMelle, Frank Tolbert

		RESULT	
Nov. 20	vs. Lipscomb	W	69 54
Nov. 25	vs. Gardner-Webb	W	70 43
Nov. 28	at Colorado State	L	67 77
Dec. 1	vs. McNeese State	W	91 76
Dec. 4	at Pittsburgh	L	41 78
Dec. 14	vs. Southeastern Louisiana	W	66 51
Dec. 18	vs. Temple	W	73 42
Dec. 22	at Texas A&M	L	67 72
Dec. 29	vs. Winthrop	W	64 62
Dec. 31	vs. Jacksonville State	W	87 83
Jan. 4	vs. Southern Miss	W	80 57
Jan. 7	at Vanderbilt	L	50 74
Jan. 11	vs. Alabama	L	52 56
Jan. 14	at Florida (NR,2)	L	57 69
Jan. 21	vs. Arkansas	L	52 68
Jan. 24	vs. Kentucky	L	62 71
Jan. 28	vs. Georgia	W	66 65
Feb. 1	at LSU (NR,24)	L	69 84
Feb. 4	at Mississippi State	L	53 71
Feb. 8	vs. Ole Miss	W	58 50
Feb. 11	at Arkansas	L	64 84
Feb. 15	at Tennessee (NR,8)	L	89 105
Feb. 18	vs. LSU (NR,25)	L	61 65
Feb. 22	vs. Mississippi State	W	75 71
Feb. 25	at Ole Miss	W	58 54
Mar. 1	at Alabama	L	61 71
Mar. 4	vs. South Carolina	L	63 67
Mar. 9	vs. Vanderbilt #	L	71 76

- SEC Tournament (Nashville, Tenn.)

2006-07
Record: 17-15, 7-9 SEC

COACH: Jeff Lebo
CAPTAINS: Quantez Robertson, Korvotney Barber, Rasheem Barrett

		RESULT	
Nov. 10	vs. Troy	W	71 68
Nov. 17	vs. Winston-Salem State	W	95 62
Nov. 19	vs. East Tennessee State #	W	64 58
Nov. 21	vs. Miles College #	W	79 58
Nov. 24	vs. Oklahoma State ^	L	65 66
Nov. 25	vs. Wisconsin (NR,7) ^	L	63 77
Nov. 28	vs. Nicholls State (OT)	W	92 87
Nov. 30	vs. Louisiana-Monroe	W	81 60
Dec. 3	vs. Pittsburgh (NR,2)	L	66 74
Dec. 6	vs. South Alabama	W	82 71
Dec. 16	vs. Wofford	W	86 76
Dec. 19	vs. Tennessee State	W	86 59
Dec. 22	vs. Texas A&M (NR,13)	L	58 87
Dec. 30	vs. Charleston Southern	W	69 53
Jan. 2	at Southern Miss	L	54 56
Jan. 6	vs. Vanderbilt	W	68 65
Jan. 8	at Kentucky	L	57 84
Jan. 13	at LSU (NR,13)	L	63 65
Jan. 17	vs. Tennessee (NR,22)	W	83 80
Jan. 20	at Mississippi State	L	76 87
Jan. 23	vs. Alabama (NR,12)	W	81 57
Jan. 27	vs. Florida (NR,1)	L	66 91
Jan. 31	at South Carolina	W	80 75
Feb. 3	vs. Ole Miss	L	59 82
Feb. 7	at Arkansas	L	57 65
Feb. 10	vs. Mississippi State	L	83 91
Feb. 17	at Georgia	L	79 86
Feb. 21	vs. Arkansas	W	67 59
Feb. 24	at Alabama (NR,25)	W	86 77
Feb. 28	vs. LSU	W	80 68
Mar. 3	at Ole Miss	L	79 83
Mar. 8	vs. Georgia %	L	65 80

- South Padre Invitational (Auburn, Ala.)
^ - South Padre Invitational (South Padre Island, Texas)
% - SEC Tournament (Atlanta, Ga.)

2007-08
Record: 14-16, 4-12 SEC

COACH: Jeff Lebo
CAPTAINS: Quantez Robertson, Korvotney Barber

		RESULT	
Nov. 9	at Tulane	L	62 77
Nov. 13	vs. Kennesaw State	W	74 62
Nov. 16	at Alabama State	W	63 60
Nov. 19	at Charleston Southern #	W	89 59
Dec. 2	vs. George Washington ^	W	74 70
Dec. 5	vs. West Virginia %	L	59 88
Dec. 15	vs. Southern @	W	71 63
Dec. 19	vs. Mercer	W	68 59
Dec. 22	vs. Alabama A&M	W	67 56
Dec. 29	vs. Towson	W	79 59
Jan. 2	vs. Texas A&M-Corpus Christi	W	76 58
Jan. 6	vs. Xavier	L	57 80
Jan. 10	vs. Arkansas	L	70 76
Jan. 12	at Florida	L	56 72
Jan. 16	at LSU	W	74 67
Jan. 19	vs. Ole Miss (NR,15)	W	80 77
Jan. 22	vs. Presbyterian	W	78 65
Jan. 26	at Alabama	L	77 97
Jan. 30	vs. LSU	L	80 81
Feb. 2	at Vanderbilt (NR,18)	L	71 78
Feb. 6	vs. Kentucky	L	63 66
Feb. 9	vs. Mississippi State	L	64 83
Feb. 16	at Ole Miss	W	90 78
Feb. 20	at Tennessee (NR,2)	L	70 89
Feb. 24	vs. Alabama	W	88 76
Feb. 27	at Mississippi State	L	78 89
Mar. 1	vs. South Carolina	L	63 69
Mar. 5	vs. Georgia	L	54 59
Mar. 8	at Arkansas	L	64 77
Mar. 13	vs. Vanderbilt (NR,17) !	L	82 93

- (North Charleston, S.C.)
^ - BB&T Classic (Washington, D.C.)

WAREAGLE

AUBURN MEN'S BASKETBALL

% - Big East/SEC Invitational (BJCC/Birmingham, Ala.)
 @ - Coors Classic (Mobile, Ala.)
 ! - SEC Tournament (Atlanta, Ga.)

2008-09

Record: 24-12, 10-6 SEC

COACH: Jeff Lebo

CAPTAINS: Quantez Robertson, Korvotney Barber

		RESULT	
Nov. 14	vs. Missouri State	W	75 60
Nov. 19	vs. Mercer #	L	74 78
Nov. 22	vs. George Washington	W	83 71
Nov. 25	vs. Bethune-Cookman #	W	61 46
Nov. 28	vs. Dayton (OT) ^	L	59 60
Nov. 29	vs. Northern Iowa ^	L	61 67
Dec. 3	at Xavier	L	74 81
Dec. 6	vs. Louisiana-Monroe	W	78 55
Dec. 17	vs. Tuskegee	W	75 32
Dec. 20	at Virginia	W	58 56
Dec. 22	vs. Alabama State	W	77 72
Dec. 29	vs. Alabama A&M	W	82 40
Dec. 31	vs. Southeastern Louisiana	W	77 65
Jan. 3	vs. Tulane	W	78 53
Jan. 10	at South Carolina	L	56 68
Jan. 14	vs. Florida	L	65 68
Jan. 17	vs. Alabama	W	85 71
Jan. 21	at Kentucky	L	64 73
Jan. 24	at Arkansas	W	73 51
Jan. 27	vs. Texas-Pan American	W	66 63
Jan. 31	vs. Vanderbilt	L	75 82
Feb. 4	at Ole Miss	L	59 78
Feb. 7	vs. Tennessee	W	78 77
Feb. 11	vs. Arkansas	W	75 62
Feb. 14	vs. Mississippi State	W	91 76
Feb. 18	at Georgia	W	71 59
Feb. 21	at LSU (NR,23)	L	72 79
Feb. 25	vs. Ole Miss	W	77 64
Feb. 28	at Mississippi State	W	76 58
Mar. 3	at Alabama	W	77 73
Mar. 7	vs. LSU (NR,11)	W	69 53
Mar. 13	vs. Florida %	W	61 58
Mar. 14	vs. Tennessee %	L	85 94
Mar. 18	vs. UT Martin @	W	87 82
Mar. 20	vs. Tulsa !	W	74 55
Mar. 24	vs. Baylor \$	L	72 74

- Chicago Invitational (Auburn, Ala.)
 ^ - Chicago Invitational (Hoffman Estates, Ill.)
 % - SEC Tournament (Tampa, Fla.)
 @ - NIT First Round (Auburn, Ala.)
 ! - NIT Second Round (Auburn, Ala.)
 \$ - NIT Quarterfinals (Auburn, Ala.)

2009-10

Record: 15-17, 6-10 SEC

COACH: Jeff Lebo

CAPTAINS: Lucas Hargrove, Frankie Sullivan

		RESULT	
Nov. 13	Niagara	W	69 65
Nov. 16	Missouri State	L	62 73
Nov. 20	Central Florida #	L	74 84
Nov. 21	IUPUI #	W	80 65
Nov. 22	North Carolina State #	L	58 60
Nov. 25	High Point	W	75 54
Dec. 1	Alabama A&M	W	87 52
Dec. 4	Troy	L	77 81
Dec. 7	Virginia	W	68 67
Dec. 17	Florida State	L	72 76
Dec. 20	Sam Houston State	L	89 107
Dec. 22	Alabama State	W	94 78
Dec. 29	Charleston Southern	W	77 62
Jan. 2	Georgia Southern	W	95 75
Jan. 5	West Georgia	W	96 72
Jan. 9	South Carolina	L	71 80
Jan. 14	Tennessee (NR,9)	L	55 81
Jan. 16	Kentucky (NR,2)	L	67 72
Jan. 20	LSU	W	84 80
Jan. 23	Vanderbilt	L	74 82
Jan. 28	Ole Miss (NR,18)	L	74 84
Jan. 30	Alabama	W	58 57

Feb. 6	Arkansas (OT)	L	79 82
Feb. 10	Georgia	W	82 63
Feb. 13	Mississippi State (OT)	L	75 85
Feb. 18	Florida	L	70 78
Feb. 20	Arkansas	W	92 83
Feb. 24	Ole Miss	L	75 85
Feb. 27	LSU	W	74 59
Mar. 3	Mississippi State	W	89 80
Mar. 6	Alabama	L	61 73
Mar. 11	Florida ^	L	69 78

- Glenn Wilkes Classic (Daytona Beach, Fla.)
 ^ - SEC Tournament (Nashville, Tenn.)

2010-11

Record: 11-20, 4-12 SEC

COACH: Tony Barbee

CAPTAINS: Josh Wallace, Earnest Ross

		RESULT	
Nov. 12	vs. UNC Asheville (OT)	L	69 70
Nov. 19	vs. Samford	L	68 79
Nov. 20	vs. Campbell	L	54 61
Nov. 21	vs. Middle Tennessee	W	68 66
Nov. 27	vs. Jacksonville	L	55 69
Nov. 30	vs. Georgia Southwestern	W	78 50
Dec. 5	vs. Arkansas-Pine Bluff	W	76 72
Dec. 11	vs. Rutgers #	L	54 63
Dec. 15	at South Florida	L	49 61
Dec. 18	vs. Presbyterian	L	59 62
Dec. 21	vs. USC Upstate	W	68 54
Dec. 29	vs. Georgia Southern (OT)	W	88 84
Dec. 31	vs. Grambling State	W	63 45
Jan. 3	vs. Florida State	W	65 60
Jan. 8	vs. LSU	L	55 62
Jan. 11	at Kentucky (NR,13)	L	54 78
Jan. 16	at Mississippi State	L	66 85
Jan. 20	vs. Florida	L	40 45
Jan. 22	vs. Alabama	L	58 68
Jan. 25	at Arkansas	L	64 73
Jan. 29	at South Carolina	W	79 64
Feb. 3	vs. Tennessee	L	56 69
Feb. 5	at Georgia (OT)	L	72 81
Feb. 12	vs. Mississippi State	W	65 62
Feb. 16	at Ole Miss	L	59 90
Feb. 19	vs. Vanderbilt (NR,18)	L	60 77
Feb. 23	at Alabama	L	49 51
Feb. 26	vs. Arkansas	L	55 57
Mar. 2	vs. Ole Miss	W	76 73
Mar. 5	at LSU	W	60 51
Mar. 10	vs. Georgia ^	L	51 69

- SEC-Big East Invitational (Pittsburgh, Pa.)
 ^ - SEC Tournament (Atlanta, Ga.)

2011-12

Record: 15-16, 5-11 SEC

COACH: Tony Barbee

CAPTAINS: Kenny Gabriel, Frankie Sullivan

		RESULT	
Nov. 11	vs. McNeese State	W	84 62
Nov. 14	vs. Kennesaw State	W	68 55
Nov. 25	vs. Nicholls State	W	78 57
Nov. 28	vs. Arkansas-Pine Bluff	W	72 59
Dec. 2	vs. Seton Hall #	L	59 81
Dec. 14	vs. South Florida	W	52 40
Dec. 17	vs. North Florida	W	84 71
Dec. 19	vs. Florida A&M	W	76 69
Dec. 22	vs. Hawai'i ^	W	65 62
Dec. 23	vs. Long Beach State ^	L	43 64
Dec. 25	vs. UTEP ^	L	76 83
Dec. 30	vs. Georgia Southern	W	78 75
Jan. 2	vs. Bethune-Cookman	W	67 41
Jan. 4	at Florida State	L	56 85
Jan. 7	at Vanderbilt	L	35 65
Jan. 11	vs. Kentucky (NR,2)	L	53 68
Jan. 14	vs. Ole Miss (2OT)	W	69 68
Jan. 17	at LSU (OT)	L	58 65
Jan. 21	vs. South Carolina	W	63 52
Jan. 25	at Arkansas	L	53 56
Jan. 28	at Tennessee	L	49 64
Feb. 1	vs. Georgia	W	59 51

Feb. 4	at Mississippi State (NR,19)	L	88 91
Feb. 7	vs. Alabama	L	50 68
Feb. 11	at Ole Miss	L	54 61
Feb. 18	vs. Mississippi State (NR,23)	W	65 55
Feb. 21	at Florida (NR,11)	L	47 63
Feb. 25	vs. Arkansas	L	71 77
Feb. 29	at Alabama	L	49 55
Mar. 3	vs. LSU	W	67 52
Mar. 8	vs. Ole Miss %	L	54 68

- Big East/SEC Challenge (Newark, N.J.)
 ^ - Hawaiian Airlines Diamond Head Classic (Honolulu, Hawaii)
 % - SEC Tournament (New Orleans, La.)

2012-13

Record: 9-23, 3-15 SEC

COACH: Tony Barbee

		RESULT	
Nov. 9	vs. IPFW	W	61 50
Nov. 15	vs. Murray State #	L	59 79
Nov. 16	at College of Charleston #	W	55 51
Nov. 18	vs. Dayton #	L	63 73
Nov. 21	at Boston College	L	49 50
Nov. 25	vs. Rhode Island (2OT)	L	72 78
Nov. 30	vs. DePaul ^	L	76 80
Dec. 11	vs. Grambling State	W	92 42
Dec. 15	vs. Furman	W	64 50
Dec. 18	vs. Tennessee Tech	W	81 62
Dec. 22	vs. Winthrop	L	67 74
Dec. 29	vs. Illinois (NR,12) %	L	79 81
Jan. 2	vs. Florida State	W	78 72
Jan. 9	vs. LSU	W	68 63
Jan. 12	at South Carolina	W	74 71
Jan. 16	at Arkansas (2OT)	L	80 88
Jan. 19	vs. Kentucky	L	73 75
Jan. 23	at Vanderbilt	L	61 73
Jan. 26	vs. Ole Miss (NR,23)	L	61 63
Jan. 30	at Georgia	L	49 57
Feb. 2	at Missouri (NR,17)	L	77 91
Feb. 6	vs. Alabama	W	49 37
Feb. 9	at Kentucky	L	62 72
Feb. 13	vs. Arkansas	L	75 83
Feb. 16	vs. Florida (NR,7)	L	52 83
Feb. 20	vs. Texas A&M	L	56 65
Feb. 23	at Ole Miss	L	55 88
Feb. 26	at Alabama	L	43 61
Mar. 2	vs. Vanderbilt	L	55 62
Mar. 6	vs. Tennessee	L	75 82
Mar. 9	at Mississippi State (OT)	L	71 74
Mar. 13	vs. Texas A&M @	L	62 71

- Charleston Classic (Charleston, S.C.)
 ^ - SEC/Big East Challenge (Auburn, Ala.)
 % - United Center (Chicago, Ill.)
 @ - SEC Tournament (Nashville, Tenn.)

2013-14

Record: 14-16, 6-12 SEC

COACH: Tony Barbee

CAPTAINS: Allen Payne, KT Harrell

		RESULT	
Nov. 8	vs. Nicholls	W	76 54
Nov. 15	vs. Northwestern State	L	92 111
Nov. 19	vs. Jacksonville State	W	78 54
Nov. 23	vs. Murray State	W	75 67
Nov. 26	vs. Tennessee State	W	78 73
Dec. 2	at Iowa State (NR,17) #	L	70 99
Dec. 8	vs. Illinois ^	L	62 81
Dec. 19	vs. Clemson	W	66 64
Dec. 22	vs. Boston College	W	77 67
Dec. 30	vs. Arkansas-Pine Bluff	W	91 59
Jan. 4	vs. Florida A&M	W	81 50
Jan. 9	at Ole Miss	L	62 65
Jan. 11	vs. Missouri (NR,21)	L	68 70
Jan. 15	at Tennessee	L	67 78
Jan. 18	vs. Florida (NR,7)	L	61 68
Jan. 22	at Mississippi State	L	74 82
Jan. 25	at Arkansas	L	67 86
Jan. 30	vs. Alabama	W	74 55
Feb. 1	vs. Georgia	W	74 67

Feb. 5	at South Carolina	W	79	74
Feb. 8	at LSU	L	80	87
Feb. 12	vs. Kentucky (NR,13)	L	56	64
Feb. 15	vs. Mississippi State	W	92	82
Feb. 19	at Florida (NR,2)	L	66	71
Feb. 22	vs. Vanderbilt	L	59	67
Feb. 26	vs. South Carolina	W	83	67
Mar. 1	at Alabama	L	57	73
Mar. 5	vs. Tennessee	L	54	82
Mar. 8	at Texas A&M	W	69	64
Mar. 12	vs. South Carolina %	L	56	74

- Big 12/SEC Challenge (Ames, Iowa)
^ - (Atlanta, Ga.)
% - SEC Tournament (Atlanta, Ga.)

2014-15

Record: 15-20, 4-14 SEC

COACH: Bruce Pearl
CAPTAIN: KT Harrell

		RESULT	
Nov. 14	vs. Milwaukee	W	83 73
Nov. 17	at Colorado #	L	59 90
Nov. 21	vs. Louisiana	W	105 80
Nov. 24	vs. Tulsa ^	L	35 53
Nov. 26	vs. Oregon State ^	W	71 69
Dec. 3	at Texas Tech %	L	44 46
Dec. 5	vs. Coastal Carolina	L	54 58
Dec. 14	at Clemson	L	61 72
Dec. 17	vs. Winthrop	W	80 62
Dec. 20	vs. Xavier (2OT)	W	89 88
Dec. 23	vs. Texas Southern	W	61 60
Dec. 29	vs. Middle Tennessee	W	64 48
Jan. 3	vs. North Alabama	W	82 61
Jan. 6	at Vanderbilt	L	52 64
Jan. 10	vs. Missouri	W	85 79
Jan. 15	at Florida	L	55 75
Jan. 17	vs. South Carolina	W	71 68
Jan. 21	vs. Mississippi State	W	71 78
Jan. 24	at Alabama	L	55 57
Jan. 27	vs. Texas A&M	L	61 71
Jan. 31	at Tennessee	L	63 71
Feb. 5	at LSU	W	81 77
Feb. 7	vs. Ole Miss	L	79 86
Feb. 10	vs. Arkansas (NR,23)	L	87 101
Feb. 14	at Georgia	L	69 68
Feb. 17	vs. Alabama	L	68 79
Feb. 21	at Kentucky (NR, 1)	L	75 110
Feb. 24	vs. LSU	L	61 84
Feb. 28	at Texas A&M	L	51 80
Mar. 3	at Missouri	L	61 63
Mar. 7	vs. Georgia	L	61 64
Mar. 11	vs. Mississippi State @	W	74 68
Mar. 12	vs. Texas A&M @	W	66 59
Mar. 13	vs. LSU (OT) @	W	73 70
Mar. 14	vs. Kentucky (NR,1) @	L	67 91

- ESPN College Hoops Tip-Off Marathon (Boulder, Colo.)
^ - MGM Grand Main Event (Las Vegas, Nev.)
% - SEC/Big 12 Challenge (Lubbock, Texas)
@ - SEC Tournament (Nashville, Tenn.)

2015-16

Record: 11-20, 5-13 SEC

COACH: Bruce Pearl

		RESULT	
Nov. 13	vs. UAB	W	75 74
Nov. 17	vs. Colorado #	L	84 91
Nov. 20	vs. Georgia Southern	W	92 62
Nov. 27	vs. Northwestern State	W	119 81
Dec. 2	at Coastal Carolina	W	81 78
Dec. 12	at Middle Tennessee (OT) ^	L	81 88
Dec. 15	vs. Mercer	W	78 71
Dec. 19	at Xavier (NR,10)	L	61 85
Dec. 22	vs. New Mexico %	W	83 78
Dec. 23	vs. Harvard %	L	51 69
Dec. 25	at Hawai'i %	L	67 79
Jan. 2	vs. Tennessee	W	83 77
Jan. 5	vs. South Carolina (NR,20)	L	69 81
Jan. 9	at Missouri	L	61 76

Jan. 12	at Vanderbilt	L	57	75
Jan. 16	vs. Kentucky (NR,13)	W	75	70
Jan. 19	vs. Alabama	W	83	77
Jan. 23	at Florida	L	63	95
Jan. 27	at Ole Miss	L	63	80
Jan. 30	vs. Oklahoma State @	L	63	74
Feb. 2	vs. LSU	L	68	80
Feb. 6	at Georgia	L	55	65
Feb. 9	at Tennessee	L	45	71
Feb. 13	vs. Vanderbilt	L	57	86
Feb. 17	at Arkansas	W	90	86
Feb. 20	vs. Ole Miss	L	59	69
Feb. 24	vs. Georgia	W	84	81
Feb. 27	at Alabama	L	57	65
Mar. 1	vs. Texas A&M (NR,18)	L	63	81
Mar. 5	at Mississippi State	L	66	79
Mar. 9	vs. Tennessee !	L	59	97

- ESPN College Hoops Tip-Off Marathon (Auburn, Ala.)

^ - MTSU home game (Nashville, Tenn.)
% - Diamond Head Classic (Honolulu, Hawai'i)
@ - Big 12/SEC Challenge (Auburn, Ala.)
! - SEC Tournament (Nashville, Tenn.)

2016-17

Record: 6-14, 0-11 SEC

COACH: Bruce Pearl

		RESULT	
Nov. 11	vs. North Florida	W	83 66
Nov. 14	vs. Georgia State #	W	83 65
Nov. 17	vs. Eastern Kentucky #	W	85 64
Nov. 22	vs. Texas Tech ^	W	67 65
Nov. 23	vs. Purdue (NR,17) ^	L	71 96
Nov. 29	vs. USC Upstate	W	90 83
Dec. 3	at UAB	W	74 70
Dec. 12	vs. Boston College %	L	71 72
Dec. 15	vs. Coastal Carolina	##	117 72
Dec. 18	vs. Mercer	##	76 74
Dec. 21	vs. Oklahoma @	##	74 70
Dec. 23	at UConn (OT)	##	70 67
Dec. 29	vs. Georgia	L	84 96
Jan. 4	at Vanderbilt	L	61 80
Jan. 7	vs. Ole Miss	L	85 88
Jan. 10	at Missouri	##	77 72
Jan. 14	at Kentucky (NR, 6)	L	72 92
Jan. 18	vs. LSU	##	78 74
Jan. 21	vs. Alabama	##	84 64
Jan. 24	at South Carolina (NR,23)	L	69 98
Jan. 28	at TCU!	##	88 80
Jan. 31	vs. Tennessee	L	77 87
Feb. 4	at Alabama	##	82 77
Feb. 7	vs. Mississippi State	##	98 92
Feb. 11	at Ole Miss	L	84 90
Feb. 14	vs. Florida (NR,13)	L	95 114
Feb. 18	at Texas A&M	L	62 81
Feb. 21	at LSU	##	98 75
Feb. 25	vs. Arkansas	L	68 79
Mar. 1	at Georgia	L	78 79
Mar. 4	vs. Missouri	##	89 78
Mar. 8	vs. Missouri (OT) \$	L	83 86

- Cancun Challenge (Auburn, Ala.)
^ - Cancun Challenge (Cancun, Mexico)
% - Under Armour Reunion (New York, N.Y.)
@ - Hall of Fame's Birthday of Basketball (Uncasville, Conn.)
! - SEC/Big 12 Challenge (Fort Worth, Texas)
\$ - SEC Tournament (Nashville, Tenn.)

Record from 2016-17 do not include results that were vacated by the NCAA Committee on Infractions. Those wins vacated are designated in *bold italics*

2017-18

Record: 26-8, 13-5 SEC

COACH: Bruce Pearl

SEC CHAMPIONS

		RESULT	
Nov. 10	vs. Norfolk State	W	102 74
Nov. 16	vs. Indiana State #	W	83 64
Nov. 17	vs. Temple #	L	74 88
Nov. 19	vs. Hofstra #	W	89 78
Nov. 24	vs. Winthrop	W	119 85
Nov. 29	at Dayton	W	73 60
Dec. 3	vs. George Mason	W	79 63
Dec. 6	vs. Gardner-Webb	W	80 55
Dec. 9	vs. UAB	W	85 80
Dec. 16	vs. Middle Tennessee ^	W	76 70
Dec. 19	at Murray State	W	81 77
Dec. 23	vs. Connecticut	W	89 64
Dec. 30	vs. Cornell	W	98 77
Jan. 2	at Tennessee (NR,23)	W	94 84
Jan. 6	vs. Arkansas (NR,22)	W	88 77
Jan. 9	vs. Ole Miss (22,NR)	W	85 70
Jan. 13	at Mississippi State (22,NR)	W	76 68
Jan. 17	at Alabama (17,NR)	L	71 76
Jan. 20	vs. Georgia (17,NR)	W	79 65
Jan. 24	at Missouri (12,NR)	W	91 73
Jan. 27	vs. LSU (17,NR)	W	95 70
Jan. 30	at Ole Miss (11,NR)	W	79 70
Feb. 3	vs. Vanderbilt (11,NR)	W	93 81
Feb. 7	vs. Texas A&M (8,NR)	L	80 81
Feb. 10	at Georgia (8,NR)	W	78 61
Feb. 14	vs. Kentucky (10,NR)	W	76 66
Feb. 17	at South Carolina (10,NR)	L	75 84
Feb. 21	vs. Alabama % (16,NR)	W	90 71
Feb. 24	at Florida (12,NR)	L	66 72
Feb. 27	at Arkansas (14,NR)	L	82 91
Mar. 3	vs. South Carolina (14,NR)	W	79 70
Mar. 9	vs. Alabama % (16,NR)	L	63 81
Mar. 16	vs. Charleston @ (19,NR)	W	62 58
Mar. 18	vs. Clemson @ (19,20)	L	53 84

- Charleston Classic (Charleston, S.C.)
^ - Mike Slive Invitational (Birmingham, Ala.)
% - SEC Tournament (St. Louis, Mo.)
@ - NCAA First/Second Rounds (San Diego, Calif.)

2018 FINAL RANKINGS ASSOCIATED PRESS & USA TODAY

1. Virginia	1. Villanova
2. Villanova	2. Michigan
3. Xavier	3. Kansas
4. Kansas	4. Duke
5. Michigan State	5. Virginia
6. Cincinnati	6. Texas Tech
7. Michigan	7. Loyola (Ill.)
8. Gonzaga	8. Xavier
9. Duke	9. Purdue
10. North Carolina	10. Gonzaga
19. Auburn	23. Auburn

2018-19

Record: 30-10, 11-7 SEC

COACH: Bruce Pearl

SEC TOURNAMENT CHAMPIONS

NCAA FINAL FOUR

		RESULT	
Nov. 6	vs. South Alabama (11,NR)	W	101 58
Nov. 9	vs. Washington (11,25)	W	88 66
Nov. 14	vs. Mississippi College (9,NR)	W	103 52
Nov. 19	vs. Xavier ! (9,NR) (OT)	W	88 79
Nov. 20	vs. Duke ! (8,1)	L	72 78
Nov. 21	vs. Arizona ! (8,NR)	W	73 57
Nov. 28	vs. Saint Peter's (8,NR)	W	99 49
Dec. 4	vs. UNC Asheville (,NR)	W	67 41
Dec. 8	vs. Dayton (8,NR)	W	82 72
Dec. 15	at UAB ^ (8,NR) (OT)	W	75 71
Dec. 19	at NC State (7,NR)	L	71 78
Dec. 22	vs. Murray State (7,NR)	W	93 88
Dec. 29	vs. North Florida (12,NR)	W	95 49
Jan. 9	at Ole Miss (11,NR)	L	67 82
Jan. 12	vs. Georgia (11,NR)	W	93 78
Jan. 16	at Texas A&M (14,NR)	W	85 66
Jan. 19	vs. Kentucky (14,12)	L	80 82
Jan. 22	at South Carolina (16,NR)	L	77 80
Jan. 26	at Mississippi State (16,22)	L	84 92
Jan. 30	vs. Missouri	W	92 58
Feb. 2	vs. Alabama	W	84 63
Feb. 5	vs. Florida	W	76 62
Feb. 9	at LSU (NR,21)	L	78 83
Feb. 13	vs. Ole Miss	L	55 60
Feb. 16	at Vanderbilt	W	64 53
Feb. 20	vs. Arkansas	W	79 56
Feb. 23	at Kentucky (NR,4)	L	53 80
Feb. 27	at Georgia	W	78 75
Mar. 2	Mississippi State	W	80 75
Mar. 5	at Alabama	W	66 60
Mar. 9	vs. Tennessee (NR,5)	W	84 80
Mar. 14	vs. Missouri % (22,NR)	W	81 71
Mar. 15	vs. South Carolina % (22,NR)	W	73 64
Mar. 16	vs. Florida % (22,NR)	W	65 62
Mar. 17	vs. Tennessee % (22,8)	W	84 64
Mar. 21	vs. New Mexico State @ (14,NR)	W	78 77
Mar. 23	vs. Kansas @ (14,17)	W	89 75
Mar. 29	vs. North Carolina # (14,3)	W	97 80
Mar. 31	vs. Kentucky # (14,7) (OT)	W	77 71
Apr. 6	vs. Virginia \$ (14,2)	L	62 63

2019 FINAL RANKINGS
ASSOCIATED PRESS & USA TODAY

1. Duke	1. Virginia
2. Virginia	2. Texas Tech
3. North Carolina	3. Michigan State
4. Gonzaga	4. Duke
5. Michigan State	5. Auburn
6. Tennessee	6. Gonzaga
7. Kentucky	7. Kentucky
8. Michigan	8. Purdue
9. Texas Tech	9. North Carolina
10. Florida State	10. Tennessee
14. Auburn	

2019-20

Record: 25-6, 12-6 SEC

COACH: Bruce Pearl

		RESULT	
Nov. 5	vs. Georgia Southern (24,NR)	W	83 74
Nov. 8	vs. Davidson ! (24,NR)	W	76 66
Nov. 12	at South Alabama (22,NR)	W	70 69
Nov. 15	vs. CSUN (22,NR)	W	116 70
Nov. 18	vs. Colgate (18,NR)	W	91 62
Nov. 25	vs. New Mexico ^ (18,NR)	W	84 59
Nov. 26	vs. Richmond ^ (18,NR)	W	79 65
Dec. 5	vs. Furman (14,NR) (OT)	W	81 78
Dec. 14	vs. Saint Louis @ (12,NR)	W	67 61
Dec. 19	vs. NC State (12,NR)	W	79 73
Dec. 21	vs. Lehigh (12,NR)	W	74 51
Dec. 29	vs. Lipscomb (8,NR)	W	86 59
Jan. 4	at Mississippi State (8,NR)	W	80 68
Jan. 8	vs. Vanderbilt (5,NR)	W	83 79
Jan. 11	vs. Georgia (5,NR)	W	82 60
Jan. 15	at Alabama (4,NR)	L	64 83
Jan. 18	at Florida (4,NR)	L	47 69
Jan. 22	vs. South Carolina (16,NR)	W	80 67
Jan. 25	vs. Iowa State \$ (16,NR)	W	80 76
Jan. 28	at Ole Miss (17,NR) (2OT)	W	83 82
Feb. 1	vs. Kentucky (17,13)	W	75 66
Feb. 4	at Arkansas (11,NR) (OT)	W	79 76
Feb. 8	vs. #18 LSU (11,18) (OT)	W	91 90
Feb. 12	vs. Alabama (11,NR) (OT)	W	95 91
Feb. 15	at Missouri (11,NR)	L	73 85
Feb. 19	at Georgia (13,NR)	L	55 65
Feb. 22	vs. Tennessee (13,NR)	W	73 66
Feb. 25	vs. Ole Miss (15,NR)	W	67 58
Feb. 29	at #8 Kentucky (15,8)	L	66 73
Mar. 4	vs. Texas A&M (17,NR)	L	75 78
Mar. 7	vs. Tennessee (17,NR)	W	85 63

! - Veterans Classic (Annapolis, Md.)
^ - Legends Classic (Brooklyn, N.Y.)
@ - Mike Slive Invitational (Birmingham, Ala.)
\$ - Big 12/SEC Challenge (Auburn, Ala.)

*** 2020 SEC and NCAA Tournaments canceled due to COVID-19 pandemic ***

2020 FINAL RANKINGS
ASSOCIATED PRESS & USA TODAY

1. Kansas	1. Kansas
2. Gonzaga	2. Gonzaga
3. Dayton	3. Dayton
4. Florida State	4. Baylor
5. Baylor	5. Florida State
6. San Diego State	6. San Diego State
7. Creighton	7. Kentucky
8. Kentucky	8. Duke
9. Michigan State	T-9. Villanova
10. Villanova	T-9. Creighton
20. Auburn	20. Auburn

2020-21

Record: 13-14, 7-11 SEC

COACH: Bruce Pearl

		RESULT	
Nov. 26	vs. Saint Joseph's ! (OT)	W	96 91
Nov. 27	vs. Gonzaga ! (NR, 1)	L	67 90
Nov. 30	at UCF	L	55 63
Dec. 4	vs. South Alabama	W	90 81
Dec. 12	vs. Memphis %	W	74 71
Dec. 15	vs. Texas Southern	W	80 63
Dec. 19	vs. Troy	W	77 41
Dec. 22	vs. Appalachian St.	W	67 53
Dec. 30	vs. Arkansas	L	85 97
Jan. 2	at Texas A&M	L	66 68
Jan. 6	at Ole Miss	L	61 72
Jan. 9	vs. Alabama	L	90 94
Jan. 13	at Georgia	W	95 77
Jan. 16	vs. Kentucky	W	66 59
Jan. 20	at Arkansas	L	73 75
Jan. 23	at South Carolina	W	109 86
Jan. 26	vs. Missouri (NR, 12)	W	88 82
Jan. 30	at Baylor \$ (NR, 2)	L	72 84
Feb. 2	vs. Georgia	L	86 91
Feb. 6	vs. Ole Miss (OT)	L	85 86
Feb. 9	at Vanderbilt	W	73 67
Feb. 13	at Kentucky	L	80 82
Feb. 20	at LSU	L	80 104
Feb. 23	vs. Florida	L	57 74
Feb. 27	vs. Tennessee (NR, 25)	W	77 72
Mar. 2	at Alabama (NR, 8)	L	58 70
Mar. 6	vs. Mississippi State	W	78 71

! - Forth Myers Tip-Off (Fort Myers, Fla.)
% - Holiday Hoopsgiving (Atlanta, Ga.)
\$ - Big 12/SEC Challenge (Auburn, Ala.)

Numbers in parenthesis correspond to Auburn's national ranking first and opponent's national ranking heading into the game beginning with the 1950-51 season.

RECORD VS. ALL OPPONENTS

	Won	Lost	First Game	Last Game		Won	Lost	First Game	Last Game		Won	Lost	First Game	Last Game
Air Force	1	1	1981	2003	Eastern Kentucky	4	1	1956	2016	Maryland Eastern Shore	1	0	2003	2003
Alabama	63	99	1924	2021	Eckerd	1	0	1981	1981	Maxwell Field	4	4	1945	1952
Alabama A&M	3	0	2007	2009	Fairleigh Dickinson	1	0	1977	1977	McNeese State	3	0	2001	2011
Alabama State	5	0	1990	2009	Florida	89	81	1927	2021	Memphis	2	0	1953	2020
Alaska-Anchorage	0	1	1990	1990	Florida A&M	8	0	1994	2014	Mercer	16	16	1906	2016
Albany YMCA	0	1	1925	1925	Florida Atlantic	1	0	1993	1993	Miami (Fl.)	1	1	1967	2001
Appalachian State	2	0	1977	2020	Florida International	2	0	1983	2001	Michigan	0	1	1993	1993
Arizona	2	0	1986	2018	Florida State	23	8	1959	2013	Michigan State	0	1	1990	1990
Arkansas	20	36	1968	2021	Fordham	1	0	1993	1993	Middle Tennessee	4	0	2004	2017
Arkansas-Little Rock	1	0	1996	1996	Furman	5	1	1923	2019	Miles College	1	0	2006	2006
Arkansas-Pine Bluff	5	0	1996	2013	Gardner-Webb	2	0	2005	2017	Miwaukee	1	0	2014	2014
Arkansas State	0	1	1980	1980	Georgetown (Ky.)	1	0	1928	1928	Mississippi	77	64	1928	2021
Armstrong State	3	0	1981	1987	George Mason	1	0	2017	2017	Mississippi College	2	1	1939	2018
Athens College	2	0	1964	1972	George Washington	2	1	1980	2008	Mississippi State	78	71	1915	2021
Atlanta Ath. Club	1	13	1906	1924	Georgia	97	96	1908	2021	Missouri	5	6	2013	2021
Augusta Ath. Assn.	1	0	1909	1909	Georgia Southern	8	0	1965	2019	Missouri State	1	1	2008	2009
Augusta College	1	0	1987	1987	Georgia Southwestern	1	0	2010	2010	Mobile YMCA	1	1	1915	1926
Austin Peay	4	0	1980	1987	Georgia State	6	1	1989	2016	Montana	1	0	2003	2003
Ball State	1	1	1993	1994	Georgia Tech	53	61	1906	1988	Montgomery YMCA	14	3	1906	1928
Baylor	2	5	1949	2021	Gonzaga	0	1	2020	2020	Mount St. Mary's	1	0	1989	1989
Belmont	2	0	1999	2004	Grambling	5	0	1988	2012	Murray State	5	1	1996	2018
Besemer Ath. Club	4	4	1908	1914	Gunter Field	1	1	1945	1945	Nashville Ath. Club	1	0	1911	1911
Bethune-Cookman	3	0	1998	2012	Harvard	0	1	2015	2015	Navy	5	1	1960	1998
Birmingham Ath. Club*	11	17	1906	1929	Hawai'i	2	1	1998	2015	Nehi Reds	1	0	1939	1939
Birmingham College	2	0	1918	1918	Hawai'i-Hilo	1	0	1996	1996	Newberry	1	0	1922	1922
Birmingham High School	2	2	1910	1913	High Point	2	0	2001	2009	New Mexico	2	0	2015	2019
Birmingham-Southern	22	4	1926	1986	Houston	1	6	1962	1983	New Mexico State	1	0	2019	2019
Birmingham YMCA	0	2	1910	1911	Hofstra	1	0	2017	2017	New Orleans	1	0	2003	2003
Boston College	2	2	1986	2016	Huntingdon	1	0	1961	1961	Niagara	1	0	2009	2009
Bradley	2	0	1988	1999	Illinois	0	3	1988	2013	Nicholls (State)	5	1	1993	2013
Brigham Young	1	0	1998	1998	Illinois Wesleyan	1	0	1948	1948	Norfolk State	2	0	1995	2017
Buffalo	1	0	1970	1970	Indiana	0	1	1987	1987	N. Alabama (Florence St)	4	0	1959	2015
Butler	2	0	1975	1976	Indiana State	1	0	2017	2017	North Carolina	1	4	1922	2019
Campbell	0	1	2010	2010	IPFW	1	0	2012	2012	North Carolina State	4	6	1926	2019
Camp Benning	6	4	1919	1936	IUPUI	1	0	2009	2009	No. Carolina-Asheville	3	1	1998	2018
Cal State-Chico	1	0	1982	1982	Iona	1	1	1978	1979	No. Carolina-Wilmington	1	1	1992	1993
Cal State-Fullerton	1	0	1983	1983	Iowa State	2	2	1987	2020	North Florida	3	0	2011	2018
Cal State-Northridge	1	0	2019	2019	Jackson State	1	0	1989	1989	North Texas	1	0	2003	2003
Centenary	1	0	1992	1992	Jacksonville	3	2	1966	2010	Northern Iowa	0	1	2008	2008
Centre College	0	1	1921	1921	Jacksonville Navy	0	2	1945	1945	Northwestern State	1	1	2013	2015
Charleston Southern	3	0	2006	2009	Jacksonville State	13	0	1955	2013	Oglethorpe	4	0	1937	1948
Charlotte YMCA	0	1	1920	1920	James Madison	2	1	1992	1995	Ohio University	1	0	1991	1991
The Citadel	1	1	1967	1968	Kansas	2	0	1985	2019	Ohio State	0	1	1999	1999
Clemson	15	13	1920	2015	Kansas State	0	1	1994	1994	Oklahoma	1	1	1979	2016
Coastal Carolina	2	1	1995	2016	Kennesaw State	2	0	2007	2011	Oklahoma City	0	2	1956	1968
Colgate	1	0	2019	2019	Kentucky	22	96	1921	2021	Oklahoma State	2	2	1978	2016
College of Charleston	4	0	2003	2018	Kentucky Wesleyan	1	0	1986	1986	Old Dominion	2	1	1971	1993
Colorado	0	3	1996	2015	LaGrange YMCA	0	1	1929	1929	Oral Roberts	1	1	1978	1979
Colorado State	2	2	1949	2005	Lamar	1	0	1974	1974	Oregon	1	0	2000	2000
Columbia	2	0	1966	1981	Lanett Athletic Club	1	0	1935	1935	Oregon State	1	0	2014	2014
Columbus College	2	0	1984	1985	Lanett Mill	2	0	1939	1939	Paratrooper Infantry 507	0	1	1943	1943
Columbus YMCA	3	12	1906	1924	La Salle	1	0	1995	1995	Pennsylvania	1	0	1999	1999
Connecticut	1	1	1990	2017	Lehigh	1	0	2019	2019	Pepperdine	1	1	1997	1999
Coppin State	1	0	1999	1999	Liberty	1	0	1995	1995	Pittsburgh	0	2	2005	2006
Cornell	1	0	2017	2017	Lincoln Memorial	1	0	1992	1992	Presbyterian	1	1	2008	2010
Creighton	1	1	1977	2000	Lipscomb	2	0	2005	2019	Providence	1	0	2000	2000
Cumberland	0	1	1913	1913	Long Beach State	1	1	1979	2011	Puerto Rico-Mayaguez	2	0	1999	2002
Dartmouth	1	0	1970	1970	Louisiana College	1	0	1992	1992	Purdue	1	2	1985	2016
Davidson	2	0	1952	2019	Louisiana-Lafayette	6	3	1962	2014	Radford	1	0	1985	1985
Dayton	2	4	1966	2018	Louisiana-Monroe	3	0	1995	2008	Rhode Island	0	1	2012	2012
Delaware	2	0	1985	2004	LSU	68	87	1912	2021	Richmond	1	0	2019	2019
Denver	1	0	2002	2002	Louisiana Tech	5	2	1967	2004	Puerto Rico-Mayaguez	2	0	1999	2002
DePaul	0	1	2012	2012	Louisville	1	1	1986	1995	Purdue	1	1	1985	2001
Detroit	1	0	2000	2000	Loyola (New Orleans)	1	0	1964	1964	Radford	1	0	1985	1985
Duke	0	4	1964	2018	Lynn University	1	0	1994	1994	Rhode Island	0	1	2012	2012
Duquesne	2	0	1990	1991	Marion	3	1	1913	1917	Rice	3	1	1956	1966
East Tennessee State	1	0	2006	2006	Marquette	0	2	1995	1998	Richmond	2	1	1977	1984
Eastern Illinois	1	0	1973	1973	Marshall	1	0	2001	2001	Robert Morris	1	0	2000	2000

	Won	Lost	First Game	Last Game		Won	Lost	First Game	Last Game
Rutgers	4	2	1968	2010	White's Business College	1	0	1928	1928
St. Bonaventure	0	1	1968	1968	William & Mary	0	1	1982	1982
St. John's	1	0	1986	1986	Winston-Salem State	1	0	2006	2006
St. Joseph's (Pa.)	3	0	1957	2020	Winthrop	5	1	1996	2017
St. Louis	2	0	1970	2019	Wisconsin	0	1	2006	2006
Saint Peter's	1	0	2018	2018	Wofford	6	2	1923	2006
Samford	22	2	1926	2010	Wyoming	1	0	1959	1959
Sam Houston State	0	1	2009	2009	Xavier	5	5	1963	2018
San Diego	1	0	1987	1987	Youngstown State	1	0	1984	1984
San Jose State	1	0	1988	1988					
Selma YMCA	1	0	1913	1913					
Seton Hall	0	1	2011	2011					
Sewanee	26	1	1927	1941					
Slippery Rock	1	0	1992	1992					
South Alabama	8	4	1973	2020					
South Carolina	27	19	1930	2021					
South Carolina State	1	0	2002	2002					
South Florida	5	1	1975	2011					
Southeastern Louisiana	4	0	1998	2008					
Southern	1	0	2007	2007					
Southern Cal	0	2	1973	1978					
Southern College (Fla.)	2	0	1928	1929					
Southern Illinois	1	0	1978	1978					
So. Ill.-Edwardsville	1	0	1992	1992					
Southern Methodist	0	4	1949	1976					
Southern Mississippi	14	2	1964	2007					
Spring Hill	7	1	1921	1963					
Stanford	0	1	1999	1999					
Stetson	3	1	1982	1986					
Stony Brook	1	0	1999	1999					
Syracuse	0	1	2003	2003					
Talladega Ath. Club	0	1	1916	1916					
Temple	2	3	1978	2017					
Tennessee	44	78	1927	2021					
Tennessee-Chattanooga	2	2	1927	1992					
Tennessee-Martin	2	0	1988	2009					
Tennessee State	2	0	2006	2013					
Tennessee Tech	4	1	1981	2012					
Texas	1	1	1911	1956					
Texas A&M	5	12	1962	2021					
Texas A&M-Corpus Christi	1	0	2008	2008					
Texas Christian	2	1	1958	2017					
Texas-Pan American	1	0	2009	2009					
Texas Southern	4	0	1989	2020					
Texas Tech	2	2	1963	2016					
Texas Wesleyan	1	0	1980	1980					
Toledo	0	2	2000	2004					
Towson	2	0	1981	2007					
Troy	11	1	1949	2020					
Tulane	33	25	1906	2009					
Tulsa	2	1	1976	2014					
Tuskegee	1	0	2008	2008					
UAB	11	10	1983	2018					
UCF	4	2	1986	2020					
USC-Upstate	2	0	2010	2016					
UNLV	1	4	1986	2004					
Utah	1	0	1983	1983					
UTEP	0	3	1974	2011					
Vanderbilt	55	89	1921	2021					
Villanova	2	2	1984	1991					
Virginia	4	4	1920	2019					
Virginia Commonwealth	4	1	1975	1989					
Virginia Military	0	2	1920	1926					
Virginia Tech	6	2	1920	1999					
Wake Forest	4	3	1908	2003					
Washington	1	0	2018	2018					
Washington (St. Louis)	0	1	1948	1948					
Washington & Lee	1	1	1920	1955					
Weber State	1	0	1997	1997					
W. Alabama (Livingston)	2	0	1949	1961					
West Florida	1	0	1994	1994					
West Georgia	1	0	2010	2010					
West Point Ath. Club	2	0	1920	1923					
West Virginia	2	2	1985	2007					
Western Carolina	4	0	1974	1996					
Western Kentucky	1	3	1973	2003					
Western Michigan	0	1	2002	2002					
Wetumpka Ath. Club	3	0	1908	1914					

*Record does not include one tie

RECORD VS. ALL CONFERENCES

AMERICA EAST

	AU:	Won	Lost
Albany (N.Y.)		0	0
Binghamton		0	0
Hartford		0	0
Maine		0	0
Maryland-Baltimore County		0	0
UMass-Lowell		0	0
New Hampshire		0	0
Stony Brook		1	0
Vermont		0	0
TOTALS		1	0

(1.000)

AMERICAN ATHLETIC

	AU:	Won	Lost
Cincinnati		0	0
Connecticut		1	1
East Carolina		0	0
Houston		1	6
Memphis		2	0
Southern Methodist		0	4
Temple		13	2
Tulane		33	25
Tulsa		2	1
UCF		4	2
USF		5	1
Wichita State		0	0
TOTALS		61	42

(.592)

ATLANTIC 10

	AU:	Won	Lost
Davidson		2	0
Dayton		2	4
Duquesne		2	0
Fordham		1	0
George Mason		1	0
George Washington		2	1
La Salle		1	0
Massachusetts		0	0
Rhode Island		0	1
Richmond		3	1
St. Bonaventure		0	1
Saint Joseph's (Pa.)		3	0
Saint Louis		2	0
Virginia Commonwealth		4	1
TOTALS		23	9

(.718)

ATLANTIC COAST

	AU:	Won	Lost
Boston College		2	2
Clemson		15	13
Duke		0	4
Florida State		23	8
Georgia Tech		53	61
Louisville		1	1
Miami (Fla.)		1	1
North Carolina		1	4
North Carolina State		4	6
Notre Dame		0	0
Pittsburgh		0	2
Syracuse		0	1
Virginia		4	4
Virginia Tech		6	2
Wake Forest		4	3
TOTALS		114	112

(.504)

ATLANTIC SUN

	AU:	Won	Lost
Florida Gulf Coast		0	0
Jacksonville		3	2
Kennesaw State		2	0
Liberty		1	0
Lipscomb		2	0
NJIT		0	0
North Alabama		4	0
North Florida		3	0
Stetson		3	1
TOTALS		18	3

(.857)

BIG 12

	AU:	Won	Lost
Baylor		2	5
Iowa State		2	2
Kansas		2	0
Kansas State		0	1
Oklahoma		1	1
Oklahoma State		2	2
Texas		1	1
Texas Tech		2	2
TCU		2	1
West Virginia		2	2
TOTALS		16	17

(.485)

BIG EAST

	AU:	Won	Lost
Butler		2	0
Creighton		1	1
DePaul		0	1
Georgetown		0	0
Marquette		0	2
Providence		1	0
St. John's		1	0
Seton Hall		0	1
Villanova		2	2
Xavier		5	5
TOTALS		12	12

(.500)

BIG SKY

	AU:	Won	Lost
Eastern Washington		0	0
Idaho		0	0
Idaho State		0	0
Montana		1	0
Montana State		0	0
Northern Arizona		0	0
Northern Colorado		0	0
Portland State		0	0
Sacramento State		0	0
Southern Utah		0	0
Weber State		1	0
TOTALS		2	0

(1.000)

BIG SOUTH

	AU:	Won	Lost
Campbell		0	1
Charleston Southern		3	0
Gardner-Webb		2	0
Hampton		0	0
High Point		2	0
Longwood		0	0
Presbyterian		0	1
Radford		1	0
UNC Asheville		3	1
USC Upstate		2	0
Winthrop		5	1
TOTALS		18	4

(.818)

BIG TEN

	AU:	Won	Lost
Illinois		0	3
Indiana		0	1
Iowa		0	0
Maryland		0	0
Michigan		0	1
Michigan State		0	1
Minnesota		0	0
Nebraska		0	0
Northwestern		0	0
Ohio State		0	1
Penn State		0	0
Purdue		1	2
Rutgers		4	2
Wisconsin		0	1
TOTALS		5	12

(.294)

BIG WEST

	AU:	Won	Lost
Cal Poly		0	0
Cal State Fullerton		1	0
Cal State Northridge		1	0
Hawai'i		2	1
Long Beach State		1	1
UC Davis		0	0
UC Irvine		0	0
UC Riverside		0	0
UC Santa Barbara		0	0
TOTALS		5	2

(.714)

COLONIAL

	AU:	Won	Lost
College of Charleston		4	0
Delaware		2	0
Drexel		0	0
Elon		0	0
Hofstra		1	0
James Madison		2	1
Northeastern		0	0
Towson		2	0
UNC Wilmington		1	1
William & Mary		0	1
TOTALS		12	3

(.800)

CONFERENCE USA			
	AU:	Won	Lost
Charlotte		0	0
Florida Atlantic		1	0
Florida International		2	0
Louisiana Tech		5	2
Marshall		1	0
Middle Tennessee		4	1
North Texas		1	0
Old Dominion		2	1
Rice		3	1
Southern Miss		14	2
UAB		11	10
UTEP		0	3
UTSA		0	0
Western Kentucky		1	3
TOTALS		45	23
			(.662)

HORIZON			
	AU:	Won	Lost
Cleveland State		0	0
Detroit Mercy		1	0
Illinois-Chicago		0	0
IUPUI		1	0
Northern Kentucky		0	0
Oakland		0	0
Wisconsin-Green Bay		0	0
Wisconsin-Milwaukee		1	0
Wright State		0	0
Youngstown State		1	0
TOTALS		4	0
			(1.000)

IVY LEAGUE			
	AU:	Won	Lost
Brown		0	0
Columbia		2	0
Cornell		1	0
Dartmouth		1	0
Harvard		0	1
Pennsylvania		1	0
Princeton		0	0
Yale		0	0
TOTALS		5	1
			(.833)

METRO ATLANTIC			
	AU:	Won	Lost
Canisius		0	0
Fairfield		0	0
Iona		1	1
Manhattan		0	0
Marist		0	0
Monmouth		0	0
Niagara		1	0
Quinnipiac		0	0
Rider		0	0
Saint Peter's		1	0
Siena		0	0
TOTALS		3	1
			(.667)

MID-AMERICAN			
	AU:	Won	Lost
Akron		0	0
Ball State		1	1
Bowling Green		0	0
Buffalo		1	0
Central Michigan		0	0
Eastern Michigan		0	0
Kent State		0	0
Miami (Ohio)		0	0
Northern Illinois		0	0
Ohio		1	0
Toledo		0	2
Western Michigan		0	1
TOTALS		3	4
			(.429)

MID-EASTERN ATHLETIC			
	AU:	Won	Lost
Bethune-Cookman		3	0
Coppin State		1	0
Delaware State		0	0
Florida A&M		8	0
Howard		0	0
Maryland-Eastern Shore		1	0
Morgan State		0	0
Norfolk State		2	0
North Carolina A&T		0	0
North Carolina Central		0	0
Savannah State		0	0
South Carolina State		1	0
TOTALS		16	0
			(1.000)

MISSOURI VALLEY			
	AU:	Won	Lost
Bradley		2	0
Drake		0	0
Evansville		0	0
Illinois State		0	0
Indiana State		1	0
Loyola (Ill.)		0	0
Missouri State		1	1
Northern Iowa		0	1
Southern Illinois		1	0
Valparaiso		0	0
TOTALS		5	2
			(.714)

MOUNTAIN WEST			
	AU:	Won	Lost
Air Force		1	1
Boise State		0	0
Colorado State		2	2
Fresno State		0	0
Nevada		0	0
New Mexico		2	0
San Diego State		0	0
San Jose State		1	0
UNLV		1	4
Utah State		0	0
Wyoming		1	0
TOTALS		8	7
			(.533)

NORTHEAST			
	AU:	Won	Lost
Bryant		0	0
Central Connecticut State		0	0
Fairleigh Dickinson		1	0
Long Island		0	0
Merrimack		0	0
Mount St. Mary's		1	0
Robert Morris		1	0
Sacred Heart		0	0
St. Francis (N.Y.)		0	0
St. Francis (Pa.)		0	0
Wagner		0	0
TOTALS		3	0
			(1.000)

OHIO VALLEY			
	AU:	Won	Lost
Austin Peay		4	0
Belmont		2	0
Eastern Illinois		1	0
Eastern Kentucky		4	1
Jacksonville State		13	0
Morehead State		0	0
Murray State		5	1
SIU-Edwardsville		1	0
Southeast Missouri		0	0
Tennessee State		1	0
Tennessee Tech		4	1
UT Martin		2	0
TOTALS		37	3
			(.925)

PACIFIC-12			
	AU:	Won	Lost
Arizona		2	0
Arizona State		0	0
California		0	0
Colorado		0	3
Oregon		1	0
Oregon State		1	0
Stanford		0	1
UCLA		0	0
USC		0	2
Utah		1	0
Washington		1	0
Washington State		0	0
TOTALS		6	6
			(.500)

PATRIOT LEAGUE			
	AU:	Won	Lost
American		0	0
Army		0	0
Boston		0	0
Bucknell		0	0
Colgate		1	0
Holy Cross		0	0
Lafayette		0	0
Lehigh		1	0
Loyola (Md.)		0	0
Navy		5	1
TOTALS		7	1
			(.875)

SOUTHEASTERN			
	AU:	Won	Lost
Alabama		63	99
Arkansas		20	36
Florida		89	81
Georgia		97	96
Kentucky		22	96
LSU		68	87
Mississippi State		78	70
Missouri		5	6
Ole Miss		77	64
South Carolina		27	19
Tennessee		44	78
Texas A&M		5	12
Vanderbilt		55	89
TOTALS	649	833	
			(.438)

SOUTHERN			
	AU:	Won	Lost
The Citadel		1	1
Chattanooga		2	2
East Tennessee State		1	0
Furman		5	1
Mercer		16	16
Samford		22	2
UNCG		0	0
VMI		0	2
Western Carolina		4	0
Wofford		6	2
TOTALS	57	26	
			(.687)

SOUTHLAND			
	AU:	Won	Lost
Abilene Christian		0	0
Central Arkansas		0	0
Houston Baptist		0	0
Incarnate Word		0	0
Lamar		1	0
McNeese State		3	0
New Orleans		1	0
Nicholls State		5	1
Northwestern State		1	1
Sam Houston State		0	1
Southeastern Louisiana		4	0
Stephen F. Austin		0	0
Texas A&M-Corpus Christi		1	0
TOTALS	16	3	
			(.842)

SOUTHWESTERN ATHLETIC			
	AU:	Won	Lost
Alabama A&M		3	0
Alabama State		5	0
Alcorn State		0	0
Arkansas-Pine Bluff		5	0
Grambling State		5	0
Jackson State		1	0
Mississippi Valley State		0	0
Prairie View A&M		0	0
Southern		1	0
Texas Southern		4	0
TOTALS	24	0	
			(1.000)

SUMMIT LEAGUE			
	AU:	Won	Lost
Denver		1	0
IPFW		1	0
North Dakota		0	0
North Dakota State		0	0
Omaha		0	0
Oral Roberts		1	1
South Dakota		0	0
South Dakota State		0	0
Western Illinois		0	0
TOTALS	3	1	
			(.750)

SUN BELT			
	AU:	Won	Lost
Appalachian State		2	0
Arkansas-Little Rock		1	0
Arkansas State		0	1
Coastal Carolina		2	1
Georgia Southern		8	0
Georgia State		6	1
Louisiana-Lafayette		6	3
Louisiana-Monroe		3	0
South Alabama		8	4
Texas-Arlington		0	0
Texas State		0	0
Troy		11	1
TOTALS	47	11	
			(.810)

WEST COAST			
	AU:	Won	Lost
Brigham Young		1	0
Gonzaga		0	0
Loyola Marymount		0	0
Pacific		0	0
Pepperdine		1	1
Portland		0	0
Saint Mary's		0	0
San Diego		1	0
San Francisco		0	0
Santa Clara		0	0
TOTALS	3	1	
			(.750)

WESTERN ATHLETIC			
	AU:	Won	Lost
Cal Baptist		0	0
Cal State Bakersfield		0	0
Chicago State		0	0
Grand Canyon		0	0
UMKC		0	0
New Mexico State		1	0
Seattle		0	0
UT Rio Grande Valley		1	0
Utah Valley		0	0
TOTALS	2	0	
			(1.000)

NOTE: All conferences based on current alignment



SERIES SCORES

WAREAGLE

AUBURN MEN'S BASKETBALL

AIR FORCE (1-1)

Dec. 29, 1980	TOL	L (OT)	46	48
Dec. 7, 2003	H	W	68	49

Key to Abbreviation: TOL—Toledo, Ohio

ALABAMA (63-99)

Mar. 1, 1924	ATL%	L	19	40
Feb. 28, 1941	LOU*	L	16	38
Dec. 21, 1948	BHAM	L	45	46
Jan. 5, 1949	H	L	38	45
Jan. 27, 1949	A	L	37	39
Dec. 20, 1949	H	W	45	40
Jan. 28, 1950	A	W	66	58
Feb. 18, 1950	H	W	67	58
Dec. 19, 1950	A	L	46	70
Jan. 18, 1951	H	L	64	65
Feb. 10, 1951	A	L	44	63
Feb. 2, 1952	H	L	60	62
Feb. 23, 1952	A	L	50	63
Feb. 28, 1952	LOU*	L	49	63
Jan. 17, 1953	A	L	51	61
Feb. 28, 1953	H	W	78	73
Dec. 19, 1953	BHAM	L	62	70
Jan. 16, 1954	A	L	58	70
Mar. 5, 1954	H	L	55	57
Jan. 15, 1955	MONT	L	78	99
Mar. 5, 1955	MONT	L	80	84
Jan. 14, 1956	MONT	L	77	86
Mar. 2, 1956	MONT	L	82	93
Jan. 19, 1957	MONT	W (OT)	92	88
Mar. 1, 1957	MONT	L (2OT)	79	81
Jan. 18, 1958	MONT	L	65	83
Mar. 1, 1958	MONT	W	67	65
Dec. 20, 1958	BHAM	W	79	60
Jan. 17, 1959	MONT	W	57	55
Feb. 28, 1959	MONT	W	69	50
Dec. 19, 1959	BHAM	W	59	52
Jan. 16, 1960	MONT	W	69	66
Feb. 27, 1960	MONT	W (OT)	63	61
Dec. 17, 1960	BHAM	W	74	62
Jan. 28, 1961	MONT	L (OT)	66	71
Mar. 4, 1961	MONT	W	80	69
Jan. 20, 1962	MONT	W	60	50
Mar. 4, 1962	MONT	W	62	49
Jan. 19, 1963	MONT	W (OT)	81	78
Mar. 2, 1963	MONT	W (OT)	74	67
Jan. 18, 1964	MONT	L	72	86
Feb. 29, 1964	MONT	W	83	76
Jan. 16, 1965	MONT	W	93	68
Mar. 6, 1965	MONT	W	80	60
Jan. 22, 1966	MONT	W	90	71
Mar. 5, 1966	MONT	L	83	88
Feb. 11, 1967	MONT	W	66	63
Mar. 3, 1967	MONT	W (OT)	99	96
Feb. 10, 1968	A	L	63	64
Mar. 2, 1968	H	W	73	69
Jan. 15, 1969	H	W	78	63
Feb. 17, 1969	A	W	60	53
Jan. 12, 1970	A	W	86	77
Feb. 14, 1970	H	W	121	78
Jan. 11, 1971	H	W	83	72
Feb. 13, 1971	A	W	92	76
Jan. 22, 1972	A	L	66	89
Feb. 19, 1972	H	L	78	79
Jan. 20, 1973	H	L	64	76
Feb. 17, 1973	A	L	75	87
Feb. 2, 1974	H	L	64	73
Mar. 4, 1974	A	L	84	97
Feb. 1, 1975	A	L	53	77

Mar. 8, 1975	H	W	76	70
Jan. 10, 1976	H	L	62	63
Feb. 7, 1976	A	L	75	86
Jan. 3, 1977	H	L	71	74
Mar. 5, 1977	A	L	77	81
Jan. 28, 1978	H	L	74	81
Feb. 25, 1978	A	L	86	89
Jan. 20, 1979	H	L	76	83
Feb. 17, 1979	A	L	73	80
Jan. 23, 1980	H	L (OT)	46	50
Feb. 20, 1980	A	L	47	59
Jan. 28, 1981	A	L	73	83
Feb. 25, 1981	H	W	56	54
Jan. 27, 1982	H	L	65	67
Feb. 24, 1982	A	L	72	74
Jan. 5, 1983	H	W	91	80
Mar. 6, 1983	A	L	78	86
Mar. 10, 1983	BHAM*	L	61	62
Jan. 5, 1984	A	W	91	86
Mar. 3, 1984	H	W	83	70
Jan. 16, 1985	H	L	55	60
Feb. 16, 1985	A	L (2OT)	72	74
Mar. 9, 1985	BHAM*	W (OT)	53	49
Jan. 16, 1986	A	L	56	60
Feb. 15, 1986	H	W	71	69
Jan. 22, 1987	A	L	82	88
Feb. 21, 1987	H	L	75	77
Mar. 7, 1987	ATL*	L	68	87
Jan. 27, 1988	H	W	84	74
Feb. 27, 1988	A	L	77	82
Jan. 28, 1989	H	L	64	67
Mar. 2, 1989	A	L	58	74
Jan. 27, 1990	A	L	59	78
Feb. 28, 1990	H	L	65	80
Mar. 10, 1990	ORL*	L	71	87
Jan. 3, 1991	H	L	56	68
Feb. 2, 1991	A	L	80	88
Mar. 9, 1991	NASH*	L	59	77
Jan. 18, 1992	H	W	81	63
Mar. 7, 1992	A	L	80	82
Jan. 27, 1993	A	L	78	81
Mar. 3, 1993	H	W	78	70
Jan. 25, 1994	H	L	69	74
Mar. 5, 1994	A	L	68	83
Mar. 11, 1994	MEM*	L	55	83
Feb. 1, 1995	A	L	63	65
Feb. 18, 1995	H	L	73	86
Jan. 10, 1996	A	L	65	72
Feb. 14, 1996	H	L	72	75
Jan. 28, 1997	H	W	72	62
Feb. 22, 1997	A	L	50	55
Jan. 18, 1998	H	W	94	40
Feb. 4, 1998	A	L	62	76
Jan. 23, 1999	A	W	73	58
Feb. 13, 1999	H	W	102	61
Mar. 5, 1999	ATL*	W	93	61
Feb. 2, 2000	H	W	77	63
Feb. 22, 2000	A	L	64	68
Jan. 27, 2001	A	L	80	81
Feb. 21, 2001	H	W (OT)	72	69
Jan. 12, 2002	H	W	59	56
Feb. 27, 2002	A	L	68	73
Jan. 18, 2003	H	W	77	68
Feb. 15, 2003	A	L	68	84
Jan. 17, 2004	A	L	46	69
Feb. 24, 2004	H	L	71	72
Jan. 26, 2005	H	L	55	60
Mar. 2, 2005	A	L	53	94
Jan. 11, 2006	H	L	52	56
Mar. 1, 2006	A	L	61	71

Jan. 23, 2007	H	W	81	57
Feb. 24, 2007	A	W	86	77
Jan. 26, 2008	A	L	77	97
Feb. 24, 2008	H	W	88	76
Jan. 17, 2009	H	W	85	71
Mar. 3, 2009	A	W	77	73
Jan. 30, 2010	H	W	58	57
Mar. 6, 2010	A	L	61	73
Jan. 22, 2011	H	L	58	68
Feb. 23, 2011	A	L	49	51
Feb. 7, 2012	H	L	50	68
Feb. 29, 2012	A	L	49	55
Feb. 6, 2013	H	W	49	37
Feb. 26, 2013	A	L	43	61
Jan. 30, 2014	H	W	74	55
Mar. 1, 2014	A	L	57	73
Jan. 24, 2015	A	L	55	57
Feb. 17, 2015	H	L	68	79
Jan. 19, 2016	H	W	83	77
Feb. 27, 2016	A	L	57	65
Jan. 21, 2017	H	W	84	64
Feb. 4, 2017	A	W	82	77
Jan. 17, 2018	A	L	71	76
Feb. 21, 2018	H	W	90	71
Mar. 9, 2018	STL*	L	63	81
Feb. 2, 2019	H	W	84	63
Mar. 5, 2019	A	W	66	60
Jan. 15, 2020	A	L	64	83
Feb. 12, 2020	H	W (OT)	95	91
Jan. 9, 2021	H	L	90	94
Mar. 2, 2021	A	L	58	70

%Southern Conference Tournament; *SEC Tournament; ATL—Atlanta, Ga.; BHAM—Birmingham, Ala.; LOU—Louisville, Ky.; MONT—Montgomery, Ala.; NASH—Nashville, Tenn.; ORL—Orlando, Fla.; MEM—Memphis, Tenn.; STL—St. Louis, Mo.

SERIES NOTES

All Games at Auburn: Auburn leads 32-28
 All Games at Auburn Arena: Auburn leads 6-4
 All Games at BEMC: Auburn leads 22-20
 All Games at Alabama: Alabama leads 51-9
 All Games at Coleman Coliseum: Alabama leads 44-8
 Bruce Pearl vs. Alabama: 10-10
 Nate Oats vs. Auburn: 3-1
 All Games at Neutral Sites: Auburn leads 22-20
 All Games at Birmingham: Auburn leads 4-3
 All Games at Montgomery: Auburn leads 17-9
 SEC Tournament Games: Alabama leads 8-2
 Current Series Streak: 2 by Alabama
 Longest Auburn Streak: 8 ('57-'58/'60-'61)
 Longest Alabama Streak: 11 ('75-'76/'80-'81)
Bold Italics - wins vacated by NCAA Committee on Infractions

ALABAMA A&M (3-0)

Dec. 22, 2007	H	W	67	56
Dec. 29, 2008	H	W	82	40
Dec. 1, 2009	A	W	87	52

ALABAMA STATE (5-0)

Dec. 11, 1989	H	W	98	79
Dec. 17, 1994	H	W	102	62
Nov. 16, 2007	A	W	63	60
Dec. 22, 2008	H	W	77	72
Dec. 22, 2009	H	W	94	78

ALASKA-ANCHORAGE (0-1)

Nov. 26, 1989 A L 94 109

ALBANY YMCA (0-1)

Dec. 19, 1924 L 21 28

APPALACHIAN STATE (2-0)

Nov. 29, 1976 H W 84 61

Dec. 22, 2020 H W 67 53

ARIZONA (2-0)

Mar. 14, 1986 LB^ W 73 63

Nov. 21, 2018 MAUI W 73 57

^NCAA Tournament; LB—Long Beach, Calif.; MAUI—Maui, Hawaii

ARKANSAS (20-36)

Dec. 27, 1967 OKC W 65 58

Jan. 4, 1992 A L 92 110

Feb. 26, 1992 H L 74 82

Jan. 23, 1993 A W 100 89

Mar. 6, 1993 H W 81 80

Jan. 15, 1994 H L 105 117

Feb. 26, 1994 A L 81 91

Jan. 14, 1995 H W 104 90

Mar. 4, 1995 A L 66 68

Jan. 6, 1996 H W 101 76

Feb. 17, 1996 A L 77 87

Jan. 8, 1997 H L 55 56

Feb. 11, 1997 A L 42 75

Jan. 21, 1998 H L 65 79

Feb. 21, 1998 A L 83 107

Jan. 6, 1999 H W 83 66

Feb. 24, 1999 A L 88 104

Feb. 5, 2000 H W 73 55

Mar. 5, 2000 A L 55 64

Mar. 12, 2000 ATL* L 67 75

Jan. 17, 2001 A L 72 82

Feb. 14, 2001 H W 71 63

Jan. 5, 2002 H L 77 83

Feb. 2, 2002 A L 60 62

Jan. 11, 2003 A W 52 37

Mar. 5, 2003 H W 69 54

Jan. 21, 2004 H W 70 63

Feb. 4, 2004 A L 52 74

Jan. 22, 2005 A L 59 95

Mar. 5, 2005 H W 77 64

Jan. 21, 2006 H L 52 68

Feb. 11, 2006 A L 64 84

Feb. 7, 2007 A L 57 65

Feb. 21, 2007 H W 67 59

Jan. 10, 2008 H L 70 76

Mar. 8, 2008 A L 64 77

Jan. 24, 2009 A W 73 51

Feb. 11, 2009 H W 75 62

Feb. 6, 2010 A L (OT) 79 82

Feb. 20, 2010 H W 92 83

Jan. 25, 2011 A L 64 73

Feb. 26, 2011 H L 55 57

Jan. 25, 2012 A L 53 56

Feb. 25, 2012 H L 71 77

Jan. 16, 2013 A L (2OT) 80 88

Feb. 13, 2013 H L 75 83

Jan. 25, 2014 A L 67 86

Feb. 10, 2015 H L 87 101

Feb. 17, 2016 A W 90 86

Feb. 25, 2017 H L 68 79

Jan. 6, 2018 H W 88 77

Feb. 27, 2018 A L 82 91

Feb. 20, 2019 H W 79 56

Feb. 4, 2020 A W (OT) 79 76

Dec. 30, 2020 H L 85 97

Jan. 20, 2020 A L 73 75

*SEC Tournament; OKC—Oklahoma City, Okla.; ATL—Atlanta, Ga.

SERIES NOTES

All Games at Auburn: Auburn leads 14-13

All Games at Auburn Arena: Arkansas leads 6-2

All Games at BEMC: Auburn leads 12-7

All Games at Arkansas: Arkansas leads 22-5

All Games at Bud Walton Arena: Arkansas leads 21-4

Bruce Pearl vs. Arkansas: 9-8

Eric Musselman vs. Auburn: 2-1

All Games at Neutral Sites: Series tied 1-1

SEC Tournament Games: Arkansas leads 1-0

Current Series Streak: 2 by Arkansas

Longest Auburn Streak: 3 ('02-'03/'03-'04)

Longest Arkansas Streak: 8 ('11-'15)

ARKANSAS-LITTLE ROCK (1-0)

Dec. 5, 1996 H W 75 63

ARKANSAS PINE BLUFF (5-0)

Nov. 25, 1996 H W 89 56

Nov. 21, 1999 H W 100 44

Dec. 4, 2010 H W 76 72

Nov. 28, 2011 H W 72 59

Dec. 30, 2013 H W 91 59

ARKANSAS STATE (0-1)

Dec. 7, 1979 COL L (OT) 62 69

COL—Columbia, Mo.

ARMSTRONG STATE (3-0)

Dec. 6, 1980 H W 79 70

Dec. 3, 1984 H W 80 47

Dec. 1, 1986 H W 94 54

ATHENS COLLEGE (2-0)

Dec. 27, 1963 H W 83 51

Dec. 4, 1971 H W 95 71

ATLANTA ATHLETIC CLUB (1-13)

Feb. 16, 1906 A W 28 17

1909-10 A L 23 44

1911-12 A L 22 60

Jan. 11, 1913 A L 30 62

Jan. 10, 1914 A L 20 70

Jan. 18, 1915 A L 29 43

1914-15 A L 18 76

1918-19 A L 23 40

1918-19 A L 26 36

1919-20 A L 19 57

1919-20 H L 24 44

Jan. 15, 1921 A L 17 42

Jan. 14, 1922 A L 12 42

Jan. 12, 1924 L 22 31

AUGUST ATHLETIC ASSOCIATION (1-0)

Jan. 27, 1909 H W 37 9

AUGUST COLLEGE (1-0)

Dec. 18, 1986 H W 89 66

AUSTIN PEAY (4-0)

Dec. 18, 1979 BHAM W 65 61

Dec. 20, 1980 A W 52 51

Dec. 5, 1981 H W 67 56

Dec. 11, 1986 H W 1155 93

BHAM—Birmingham, Ala.

BALL STATE (1-1)

Dec. 7, 1993 H W 92 87

Dec. 3, 1994 A L 74 82

BAYLOR (2-5)

Dec. 27, 1948 OKC L 44 59

Dec. 20, 1957 A L 53 62

Dec. 6, 1958 H W 71 60

Dec. 9, 1995 A W 83 64

Dec. 14, 1996 H L 63 68

Mar. 24, 2009 H+ L 72 74

Jan. 30, 2021 A L 72 84

+National Invitational Tournament; OKC—Oklahoma City, Okla.

BELMONT (2-0)

Dec. 1, 1999 H W 65 56

Dec. 30, 2004 H W 73 69

BESSEMER ATHLETIC CLUB (4-4)

Feb. 16, 1908 A W 34 13

Jan. 16, 1909 H L 14 17

1909-10 H W 26 18

1909-10 A W 23 10

1910-11 W 28 24

1911-12 L 19 20

Feb. 5, 1913 A L 9 31

Jan. 30, 1914 A L 27 68

BETHUNE-COOKMAN (3-0)

Dec. 29, 1998 H W 99 46

Nov. 25, 2008 H W 61 46

Jan. 2, 2012 H W 67 41

BIRMINGHAM ATHLETIC CLUB (11-17-1)

Mar. 16, 1906 A T 14 14

Feb. 16, 1907 A L 23 29

1906-07 L 20 21

Feb. 8, 1908 W 26 14

Feb. 15, 1908 L 21 25

1909-10 A L 31 33

1909-10 H W 31 19

1909-10 A W 26 19

1910-11 L 19 53

1911-12 L 26 35

1911-12 L 9 27

Feb. 6, 1913 A L 12 35

Jan. 23, 1914 H L 19 42

Jan. 20, 1918 L 19 27

Feb. 12, 1919 L 22 38

1919-20 H W 27 21

1919-20 A W 25 20

Feb. 12, 1921 A L 34 39

Feb. 4, 1922 A W 29 19

Feb. 18, 1922 H W 34 21

1922-23 W 31 17

1922-23 L 19 42

Jan. 19, 1924 W 44 23

Feb. 16, 1924 L (OT) 32 36

Feb. 14, 1925 L 25 35

Jan. 23, 1926 A L 27 44

Feb. 13, 1926 H W 39 32

1928-29 H W 37 34

1928-29 A L 20 38

BIRMINGHAM COLLEGE (2-0)

1917-18 W 27 24

1917-18 W 19 11

BIRMINGHAM HIGH SCHOOL (2-2)

1909-10 H W 29 16

1910-11 L 21 28

1911-12 W 31 8

Feb. 7, 1913 A L 24 34

BIRMINGHAM-SOUTHERN (22-4)

1925-26 A W 32 17

Jan. 8, 1932 A W 41 23

Jan. 20, 1933 A L 33 50

Jan. 26, 1934 H L 22 39

Jan. 26, 1935 H L 20 37

Feb. 2, 1935 A L 40 46

Jan. 24, 1936 A W 26 17

Feb. 28, 1936 N W 41 22

Jan. 30, 1937 A W 39 22

Jan. 19, 1938 A W 49 39

Feb. 18, 1938 A W 50 17

Jan. 28, 1939 H W 50 17



Feb. 11, 1939	H	W	52	35
Dec. 4, 1948	A	W	40	32
Dec. 1, 1949	H	W	79	49
Jan. 4, 1950	A	W	70	48
Nov. 30, 1950	A	W	57	56
Dec. 6, 1950	H	W	69	57
Nov. 29, 1951	A	W	65	59
Dec. 15, 1951	H	W	79	46
Dec. 13, 1952	A	W	87	61
Jan. 6, 1953	H	W	84	59
Dec. 1, 1953	H	W	81	50
Dec. 4, 1953	A	W	93	66
Dec. 4, 1954	H	W	90	77
Dec. 3, 1955	H	W	81	64
Nov. 26, 1985	H	W	61	51

BIRMINGHAM YMCA (0-2)				
1909-10	A	L	12	23
1910-11		L	27	30

BOSTON COLLEGE (2-2)				
Dec. 23, 1985	ORL	W	89	85
Nov. 21, 2012	A	L	49	50
Dec. 22, 2013	H	W	77	67
Dec. 12, 2016	NY	L	71	72

ORL—Orlando, Fla.; NY—New York, N.Y.

BRADLEY (2-0)				
Mar. 17, 1988	ATL^	W	90	86
Dec. 16, 1999	MOB	W	78	64

^NCAA Tournament; ATL—Atlanta, Ga.; MOB—Mobile, Ala.

BYU (1-0)				
Nov. 23, 1998	H	W	62	43

BUFFALO (1-0)				
Dec. 27, 1969	BHAM	W	84	61

BHAM—Birmingham, Ala.

BUTLER (2-0)				
Dec. 7, 1974	A	W	74	71
Dec. 1, 1975	H	W	80	69

CAL STATE-CHICO (1-0)				
Dec. 21, 1981	H	W	104	61

CAL STATE-FULLERTON (1-0)				
Dec. 28, 1982	SLC	W	69	60

SLC—Salt Lake City, Utah

CAL STATE-NORTHRIDGE (1-0)				
Nov. 15, 2019	H	W	116	70

CAMPBELL (0-1)				
Nov. 20, 2010	H	L	54	61

CAMP BENNING (6-4)				
Jan. 25, 1919	H	W	68	9
Jan. 17, 1921	A	L	11	19
Feb. 14, 1922	H	L	17	30
1922-23		W	24	19
Jan. 16, 1924		W	42	18
Jan. 13, 1925	H	L	27	36
Feb. 12, 1925	A	W	38	36
1928-29	H	W	40	38
1928-29	A	L	37	43
1930-31		W	54	13

CENTENARY (1-0)				
Dec. 21, 1992	H	W	86	61

CENTRAL COLLEGE (0-1)				
Jan. 31, 1921	A	L	24	42

CHARLESTON SOUTHERN (3-0)				
Dec. 30, 2006	H	W	69	53
Nov. 19, 2007	A1	W	89	59
Dec. 29, 2009	H	W	77	62

A1—North Charleston (S.C.) Coliseum

CHARLOTTE YMCA (0-1)				
1919-20	A	L	30	36

THE CITADEL (1-1)				
Dec. 1, 1966	A	W	105	83
Dec. 1, 1967	H	L	70	73

CLEMSON (15-13)				
1919-20	A	W	60	12
Mar. 3, 1921	ATL%	W	45	25
Jan. 21, 1922	H	W	32	19
1922-23		L	19	24
Feb. 3, 1927	H	W	45	26
Feb. 4, 1927	H	W	45	23
Jan. 18, 1928	H	W	56	26
Jan. 19, 1928	H	W	30	23
Feb. 27, 1928	ATL%	W	27	26
Feb. 1, 1929	A	L	20	46
Jan. 10, 1930	H	L	31	39
Jan. 10, 1931	H	W	44	20
Jan. 26, 1931	A	L	33	37
1935-36	H	L	23	33
1935-36	H	L	18	31
Feb. 15, 1937		W	41	33
Feb. 16, 1937		W	33	26
Dec. 17, 1956	CHAR	W	89	64
Dec. 27, 1964	GRE	L	65	77
Dec. 21, 1968	BHAM	W	92	72
Dec. 4, 1969	A	W	61	60
Dec. 30, 1971	GRE	L	67	77
Nov. 30, 1973	A	L	72	87
Dec. 27, 1974	MIN	L	59	63
Mar. 18, 1993	A+	L	72	84
Dec. 19, 2013	H	W	66	64
Dec. 14, 2014	A	L	61	72
Mar. 18, 2018	SD^	L	53	84

%Southern Conference Tournament; +National Invitation Tournament; ^NCAA Tournament; ATL—Atlanta, Ga.; CHAR—Charlotte, N.C.; GRE—Greenville, S.C.; BHAM—Birmingham, Ala.; MIN—Minneapolis, Minn.; SD—San Diego, Calif.

COASTAL CAROLINA (3-1)				
Dec. 17, 1995	H	W	82	66
Dec. 5, 2014	H	L	54	58
Dec. 2, 2015	A	W	81	78
Dec. 15, 2016	H	W	117	72

Bold Italics - wins vacated by NCAA Committee on Infractions

COLGATE (1-0)				
Nov. 18, 2019	H	W	91	62

COLLEGE OF CHARLESTON (4-0)				
Nov. 17, 2003	H	W	66	62
Dec. 7, 2004	A	W	76	61
Nov. 16, 2012	A	W	55	51
Mar. 16, 2018	SD^	W	62	58

^NCAA Tournament; SD—San Diego, Calif.

COLORADO (0-3)				
Nov. 29, 1996	H1LO	L (OT)	72	78
Nov. 17, 2014	A	L	59	90
Nov. 17, 2015	H	L	84	91

H1LO—Hilo, Hawaii

COLORADO STATE (2-2)				
Dec. 28, 1948	OKC	L	41	46
Dec. 1, 2003	H	W	84	54
Nov. 30, 2004	H	W (OT)	79	76
Nov. 28, 2005	A	L	67	77

OKC—Oklahoma City, Okla.

COLUMBIA (2-0)				
Dec. 20, 1965	TAM	W (OT)	76	75
Dec. 30, 1980	TOL	W	63	55

TAM—Tampa, Fla.; TOL—Toledo, Ohio

COLUMBUS COLLEGE (2-0)				
Nov. 28, 1983	H	W	58	54
Nov. 26, 1984	H	W	91	56

COLUMBUS YMCA (3-12)				
Feb. 7, 1906	H	L	16	18
Feb. 14, 1907	H	W (OT)	29	27
Feb. 26, 1907	A	W	16	11
1907-08		L	32	37
Mar. 2, 1908	H	L	19	33
Jan. 8, 1909	H	L	14	41
1909-10	A	L	8	44
1909-10	H	L	16	42
1910-11		L	33	45
1911-12		L	12	19
1912-13	H	L	13	77
Jan. 9, 1914	A	L	3	74
Feb. 14, 1914	H	L	11	41
Feb. 27, 1915	A	L	29	51
Jan. 8, 1924		W	36	19

CONNECTICUT (1-1)				
Nov. 25, 1989	ANCH	L	81	95
Dec. 23, 2016	HART	W (OT)	70	67
Dec. 23, 2017	H	W	89	64

ANCH—Anchorage, Alaska; HART—Hartford, Conn.

Bold Italics - wins vacated by NCAA Committee on Infractions

COPPIN STATE (1-0)				
Dec. 13, 1999	H	W	63	35

CORNELL (1-0)				
Dec. 30, 2017	H	W	98	77

CREIGHTON (1-1)				
Dec. 28, 1976	LOU	L	76	81
Mar. 16, 2000	MINN^	W	72	69

^NCAA Tournament; LOU—Louisville, Ky.; MINN—Minneapolis, Minn.

CUMBERLAND (0-1)				
Jan. 23, 1913	H	L	19	35

DARTMOUTH (1-0)				
Dec. 20, 1969	NASH	W	85	76

NASH—Nashville, Tenn.

DAVIDSON (2-0)				
Dec. 28, 1951	CHAR	W	66	59
Nov. 8, 2019	ANN	W	76	66

CHAR—Charlotte, N.C.; ANN—Annapolis, Md.

DAYTON (2-4)				
Dec. 29, 1965	NO	L	71	85
Dec. 18, 1972	A	L	63	106
Nov. 28, 2008	HE	L (OT)	59	60
Nov. 18, 2012	CHAR	L	63	73
Nov. 29, 2017	A	W	73	60
Dec. 8, 2018	H	W	82	72

NO—New-Orleans, La.; HE—Hoffman Estates, Ill.; CHAR—Charleston, S.C.

DELAWARE (2-0)				
Dec. 22, 1984	CHAT	W	95	63
Dec. 20, 2004	CARO	W	74	46
CHAT—Chattanooga, Tenn.; CARO—Carolina, P.R.				
DENVER (1-0)				
Dec. 21, 2002	CAG	W	63	58
CAG—Caguas, Puerto Rico				
DEPAUL (0-1)				
Nov. 30, 2012	H	L	76	80
DETROIT (1-0)				
Dec. 9, 2000	BHAM	W	75	72
BHAM—Birmingham, Ala.				
DUKE (0-4)				
Dec. 30, 1963	NO	L	67	84
Dec. 26, 1975	A	L	74	85
Dec. 30, 1981	A	L	71	72
Nov. 20, 2018	MAUI	L	72	78
NO—New Orleans, La.; MAUI—Maui, Hawaii				
DUQUESNE (2-0)				
Dec. 9, 1989	BHAM	W	79	74
Dec. 13, 1990	A	W	75	71
BHAM—Birmingham, Ala.				
EAST TENNESSEE STATE (1-0)				
Nov. 17, 2006	H	W	64	58
EASTERN ILLINOIS (1-0)				
Dec. 7, 1972	H	W	82	75
EASTERN KENTUCKY (4-1)				
Dec. 17, 1955	MONT	L	71	93
Dec. 19, 1983	H	W	100	60
Dec. 15, 1986	A	W	97	82
Dec. 28, 1991	CHAT	W	104	92
Nov. 17, 2016	H	W	85	64
MONT—Montgomery, Ala.; CHAT—Chattanooga, Tenn.				
ECKERD (1-0)				
Dec. 13, 1980	H	W	106	66
FAIRLEIGH DICKINSON (1-0)				
Dec. 4, 1976	H	W	86	59
FLORIDA (89-82)				
Jan. 15, 1927	H	W	51	34
Feb. 5, 1927	A	W	40	28
Jan. 13, 1928	A	W	39	23
Jan. 14, 1928	A	W	43	33
Feb. 21, 1928	H	W	50	28
Feb. 22, 1928	H	W	38	29
Jan. 25, 1929	A	L	34	44
Jan. 26, 1929	A	W	39	32
Feb. 18, 1929	H	L	29	46
Feb. 19, 1929	H	W	51	26
Jan. 22, 1932	A	W	43	26
Jan. 23, 1932	A	W	28	21
Feb. 17, 1933	H	W	32	30
Feb. 18, 1933	H	W	16	11
Feb. 17, 1934	A	L	21	39
Feb. 18, 1934	A	W	23	21
Feb. 8, 1935	H	L	25	35
Feb. 9, 1935	H	W	39	34
Feb. 21, 1936	A	W	32	16
Feb. 22, 1936	A	L	13	20
Feb. 12, 1937	H	W	35	34
Feb. 13, 1937	H	W	51	40
Feb. 25, 1938	A	L	34	43
Feb. 26, 1938	A	L	35	51
Feb. 24, 1939	H	W	40	38
Feb. 25, 1939	H	L	25	31

Feb. 23, 1940	H	L	37	42
Feb. 20, 1942	H	W	47	23
Feb. 21, 1942	H	W	38	36
Feb. 12, 1945	A	L	33	58
Feb. 13, 1945	A	W	42	40
Feb. 19, 1945	H	W	43	41
Feb. 20, 1945	H	L	48	62
Jan. 29, 1946	H	W	49	36
Jan. 30, 1946	H	W	51	40
Feb. 8, 1946	A	W	60	53
Feb. 9, 1946	A	L	34	53
Jan. 17, 1947	A	L	32	48
Jan. 18, 1947	A	L	28	39
Feb. 7, 1947	H	L	42	48
Feb. 8, 1947	H	W	36	30
Dec. 12, 1947	A	W	43	41
Dec. 13, 1947	A	L	39	47
Feb. 5, 1948	H	W	53	50
Feb. 6, 1948	H	L	37	39
Jan. 8, 1949	A	L	45	61
Feb. 17, 1949	H	W	44	43
Jan. 14, 1950	H	W	72	46
Feb. 20, 1950	A	L	41	43
Feb. 17, 1951	A	L	61	82
Feb. 23, 1951	H	W (OT)	83	77
Jan. 3, 1952	A	L	63	64
Feb. 8, 1952	H	W	61	52
Feb. 4, 1953	H	L	62	66
Feb. 21, 1953	A	L	67	71
Jan. 29, 1954	A	W	83	76
Feb. 13, 1954	H	W	85	65
Jan. 29, 1955	H	W	91	69
Feb. 12, 1955	A	W	70	66
Jan. 2, 1956	H	W	89	77
Feb. 11, 1956	H	W	77	73
Jan. 28, 1957	H	W	76	61
Feb. 9, 1957	A	W	73	70
Jan. 11, 1958	A	L	66	90
Feb. 10, 1958	H	W	76	69
Jan. 10, 1959	A	W	63	54
Feb. 9, 1959	H	W	93	71
Jan. 9, 1960	A	W	73	69
Feb. 8, 1960	H	W	89	51
Jan. 13, 1961	A	L	53	58
Feb. 13, 1961	H	L	60	78
Jan. 13, 1962	A	L	40	43
Feb. 12, 1962	H	W	64	60
Jan. 12, 1963	A	W	81	56
Feb. 11, 1963	H	W	88	59
Jan. 11, 1964	A	L	46	63
Feb. 10, 1964	H	W	79	58
Jan. 9, 1965	H	W	74	63
Feb. 7, 1965	A	W	83	79
Jan. 24, 1966	H	L	64	68
Feb. 9, 1966	A	W	86	66
Jan. 30, 1967	H	W	87	61
Feb. 18, 1967	A	L	59	79
Jan. 29, 1968	A	L	60	65
Feb. 17, 1968	H	W	73	65
Jan. 4, 1969	A	L	59	68
Feb. 8, 1969	H	W (OT)	81	80
Jan. 3, 1970	H	W	91	75
Feb. 7, 1970	A	L	68	70
Jan. 2, 1971	A	L	60	66
Feb. 6, 1971	H	W	85	70
Jan. 8, 1972	H	W	79	74
Feb. 12, 1972	A	W	103	100
Jan. 6, 1973	A	L	55	65
Feb. 10, 1973	H	L (OT)	74	76
Jan. 14, 1974	H	L	81	92
Feb. 16, 1974	A	L	77	85
Jan. 13, 1975	A	W	84	68
Feb. 15, 1975	H	W	76	75
Jan. 31, 1976	A	W	92	86
Feb. 28, 1976	H	W	89	80
Jan. 22, 1977	H	L	73	77
Feb. 19, 1977	A	L	68	79
Jan. 14, 1978	A	W	81	72
Feb. 11, 1978	H	W	92	84
Jan. 6, 1979	H	W	91	86

Feb. 3, 1979	A	W (OT)	93	92
Jan. 5, 1980	H	W	82	62
Feb. 2, 1980	A	L	60	70
Jan. 10, 1981	A	L	59	63
Feb. 7, 1981	H	L	50	55
Mar. 4, 1981	BHAM*	L (OT)	48	50
Jan. 9, 1982	H	W	80	60
Feb. 6, 1982	A	L	66	69
Jan. 8, 1983	A	L	75	92
Feb. 5, 1983	H	W	62	54
Jan. 7, 1984	H	W	82	66
Feb. 5, 1984	A	W	67	65
Jan. 5, 1985	H	W	80	74
Feb. 6, 1985	A	W (OT)	81	78
Mar. 8, 1985	BHAM*	W	43	42
Jan. 4, 1986	A	L	59	62
Feb. 6, 1986	H	W	67	65
Jan. 31, 1987	H	W	81	68
Feb. 9, 1987	A	W	84	70
Jan. 6, 1988	H	W	72	67
Feb. 6, 1988	A	W	58	57
Jan. 14, 1989	H	L	75	79
Feb. 15, 1989	A	L	79	90
Jan. 13, 1990	A	L	62	84
Feb. 14, 1990	H	W	75	55
Jan. 5, 1991	A	L	82	84
Feb. 6, 1991	H	L (OT)	84	87
Feb. 19, 1992	A	L	81	92
Jan. 6, 1993	H	L	73	76
Feb. 2, 1994	A	L	67	68
Jan. 25, 1995	H	W	77	71
Feb. 10, 1996	A	W	73	70
Jan. 11, 1997	H	W	79	65
Feb. 11, 1998	A	L	64	81
Mar. 5, 1998	ATL*	L	64	68
Jan. 16, 1999	H	W	88	69
Feb. 27, 2000	A	L	59	88
Mar. 10, 2000	ATL*	W	78	70
Jan. 24, 2001	H	L	63	65
Feb. 20, 2002	A	L	61	89
Mar. 7, 2002	ATL*	L	63	81
Mar. 1, 2003	H	L	70	73
Jan. 24, 2004	A	L	52	68
Jan. 12, 2005	H	L (OT)	78	84
Jan. 14, 2006	A	L	57	69
Jan. 27, 2007	H	L	66	91
Jan. 12, 2008	A	L	56	72
Jan. 14, 2009	H	L	65	68
Mar. 13, 2009	TAM*	W	61	58
Feb. 18, 2010	A	L	70	78
Mar. 11, 2010	NASH*	L	69	78
Jan. 20, 2011	H	L	40	45
Feb. 21, 2012	A	L	47	63
Feb. 16, 2013	H	L	52	83
Jan. 18, 2014	H	L	61	68
Feb. 19, 2014	A	L	66	71
Jan. 15, 2015	A	L	55	75
Jan. 23, 2016	A	L	63	95
Feb. 14, 2017	H	L	95	114
Feb. 24, 2018	A	L	66	72
Feb. 5, 2019	H	W	76	62
Mar. 16, 2019	NASH*	W	65	62
Jan. 18, 2020	A	L	47	69
Feb. 23, 2020	H	L	57	74

*SEC Tournament; BHAM—Birmingham, Ala.; ATL—Atlanta, Ga; TAM—Tampa, Fla.; NASH—Nashville, Tenn.

SERIES NOTES

- All Games at Auburn: Auburn leads 55-27
- All Games at Auburn Arena: Florida leads 4-2
- All Games at BEMC: Auburn leads 20-12
- All Games at Florida: Florida leads 50-30
- All Games at O'Connell Center: Florida leads 22-5
- Bruce Pearl vs. Florida: 10-11
- Michael White vs. Auburn: 5-2
- All Games at Neutral Sites: Series tied 4-4
- SEC Tournament Games: Florida leads 3-3
- Current Series Streak: 2 by Florida
- Longest Auburn Streak: 8 ('53-'54/'56-'57)
- Longest Florida Streak: 11 ('10-'18)

FLORIDA A&M (8-0)				
Dec. 29, 1994	A	W	83	70
Dec. 30, 1995	A	W	84	54
Dec. 28, 1996	A	W	95	57
Dec. 6, 1997	H	W	79	69
Nov. 16, 1998	H	W	94	47
Nov. 17, 2000	H	W	87	52
Dec. 19, 2011	H	W	76	69
Jan. 4, 2014	H	W	81	50

FLORIDA ATLANTIC (1-0)				
Feb. 5, 1994	H	W	91	78

FLORIDA INTERNATIONAL (2-0)				
Dec. 18, 1982	H	W	115	77
Nov. 30, 2001	H	W	67	55

FLORIDA SOUTHERN (2-0)				
1927-28	H	W	51	18
1928-29	H	W	33	29

FLORIDA STATE (23-8)				
Dec. 17, 1958	H	W	95	74
Dec. 29, 1958	A	W	69	62
Dec. 12, 1959	H	W	62	58
Dec. 28, 1959	A	W	76	63
Dec. 10, 1960	H	W	74	57
Jan. 17, 1961	COL	W	74	67
Dec. 9, 1961	H	L	52	56
Dec. 30, 1961	A	W	62	57
Dec. 8, 1962	H	W	65	47
Dec. 21, 1962	A	W (OT)	77	70
Dec. 7, 1963	A	L	67	69
Jan. 28, 1964	H	W	63	59
Dec. 5, 1964	H	W	92	68
Jan. 25, 1965	A	L	55	58
Dec. 21, 1965	TAM	W	59	58
Dec. 27, 1965	PENS	W	80	64
Dec. 27, 1966	MOB	W	67	59
Dec. 4, 1978	H	L	70	71
Feb. 4, 1980	A	L	69	73
Dec. 17, 1980	BHAM	W	78	74
Dec. 19, 1981	A	W	77	76
Dec. 1, 1982	H	W	78	68
Dec. 5, 1983	A	W	76	69
Dec. 3, 1989	A	L	78	82
Dec. 15, 1990	H	W	99	96
Dec. 6, 1998	A	W	80	68
Dec. 5, 1999	H	W	55	54
Dec. 17, 2009	A	L	72	76
Jan. 3, 2011	H	W	65	60
Jan. 4, 2012	A	L	56	85
Jan. 2, 2013	H	W	78	72

COL—Columbus, Ga.; TAM—Tampa, Fla.; PENS—Pensacola, Fla.; MOB—Mobile, Ala.; BHAM—Birmingham, Ala.; Ala.

FORDHAM (1-0)				
Dec. 30, 1993	TUCS	W	81	60

TUCS—Tucson, Ariz.

FURMAN (5-1)				
1922-23		L	22	43
Dec. 29, 1964	A	W	107	86
Dec. 29, 1971	A	W	103	78
Nov. 22, 2004	H	W	85	74
Dec. 15, 2012	H	W	64	50
Dec. 5, 2019	H	W (OT)	81	78

GARDNER-WEBB (2-0)				
Nov. 25, 2005	H	W	70	43
Dec. 6, 2017	H	W	80	55

GEORGE MASON (1-0)				
Dec. 3, 2017	H	W	79	63

GEORGETOWN (KY.) (1-0)				
Feb. 9, 1928	H	W	41	25

GEORGE WASHINGTON (2-1)				
Dec. 8, 1979	COL	L	60	71
Dec. 2, 2007	DC	W	74	70
Nov. 22, 2008	H	W	83	71

COL—Columbia, Mo.; DC—Washington, D.C.

GEORGIA (97-96)				
1907-08	COL	W	34	20
1908-09	A	L	37	48
1909-10	A	L	35	40
1909-10	H	W	56	21
1910-11	A	L	24	26
1911-12	A	L	19	40
Jan. 10, 1913	A	L	12	92
Mar. 1, 1913	H	L	21	67
Jan. 16, 1914	A	L	16	80
Feb. 28, 1914	H	L	15	46
Feb. 7, 1916	A	L	14	81
Feb. 8, 1916	H	L	18	45
Jan. 19, 1917	A	L	18	90
Jan. 14, 1919	A	W	25	20
Jan. 29, 1919	H	W	35	22
1919-20	A	L	16	31
1919-20	H	W	31	29
Jan. 12, 1921	H	L	22	31
Feb. 5, 1921	A	L	23	29
Mar. 4, 1921	ATL%	L	24	32
1921-22	A	L	15	39
1921-22	H	L	17	31
1922-23	A	L	29	35
1922-23	H	W	45	16
Jan. 30, 1924	H	L	17	32
Feb. 5, 1924	A	L	18	33
Feb. 10, 1925	A	L	17	40
Feb. 17, 1925	H	L	21	37
Feb. 4, 1926	A	L	28	49
Feb. 3, 1928	H	W	28	25
Feb. 2, 1929	A	L	31	39
Mar. 1, 1929	ATL%	L	24	42
Jan. 29, 1930	H	L	35	43
Jan. 23, 1931	A	L	27	30
Feb. 28, 1931	N%	L	27	31
Feb. 15, 1932	H	W	26	24
Feb. 11, 1933	A	L	21	22
Feb. 10, 1934	H	W	30	21
Feb. 5, 1935	A	L	29	33
Feb. 15, 1936	H	W	33	26
Feb. 29, 1936	N*	W	43	26
1936-37	A	L	19	21
Feb. 12, 1938	H	W	34	27
Feb. 4, 1939	A	L	21	43
Feb. 10, 1939	H	W	34	29
Feb. 3, 1940	H	L	28	32
Feb. 9, 1940	H	L	47	48
Feb. 28, 1940	KNOX*	L	41	48
Feb. 8, 1941	H	W	43	39
Feb. 26, 1941	A	L	31	36
Feb. 6, 1942	A	W	32	28
Feb. 13, 1942	H	W	53	41
Feb. 5, 1943	H	W	47	32
Feb. 13, 1943	A	L	31	51
Jan. 18, 1945	A	L	50	59
Feb. 3, 1945	H	L	43	59
1945-46	A	L	37	38
Jan. 21, 1946	H	W	40	37
Jan. 25, 1947	H	L	40	44
1946-47	A	L	45	60
Jan. 16, 1948	H	W	52	41
Feb. 21, 1948	A	L	36	74
Jan. 14, 1949	A	L	52	55
1948-49	H	W	53	47
Feb. 9, 1950	H	W	67	54
Feb. 25, 1950	A	W	55	46
Jan. 13, 1951	H	W (OT)	69	68
Jan. 27, 1951	A	W	61	49
Dec. 8, 1951	A	W	62	48

Jan. 26, 1952	H	W	65	51
Dec. 19, 1952	BHAM	W	71	49
Jan. 9, 1953	A	W	64	59
Jan. 21, 1953	H	W	78	69
Dec. 18, 1953	BHAM	W	75	73
Jan. 23, 1954	A	W	81	66
Feb. 15, 1954	H	W	80	61
Jan. 22, 1955	A	L	83	88
Jan. 31, 1955	H	W	78	76
Jan. 21, 1956	A	W	60	59
Feb. 13, 1956	H	W	96	80
Jan. 12, 1957	A	L	72	75
Jan. 26, 1957	H	W	73	66
Jan. 25, 1958	COL	W	90	62
Feb. 8, 1958	H	W	75	73
Jan. 24, 1959	A	W	81	61
Feb. 7, 1959	H	W	95	69
Jan. 23, 1960	A	L	59	68
Feb. 6, 1960	H	W	72	45
Jan. 21, 1961	COL	W	78	68
Feb. 11, 1961	H	W	73	69
Jan. 27, 1962	COL	W	83	47
Feb. 10, 1962	H	W	74	49
Jan. 26, 1963	A	W	78	62
Feb. 9, 1963	H	W (OT)	70	67
Jan. 25, 1964	A	W	85	77
Feb. 8, 1964	H	L	67	71
Jan. 23, 1965	H	W	95	65
Feb. 6, 1965	A	L	60	62
Feb. 16, 1966	A	L	74	83
Feb. 23, 1966	H	W	74	63
Jan. 28, 1967	H	W	73	64
Feb. 1, 1967	A	W	62	49
Jan. 27, 1968	A	L	74	76
Jan. 31, 1968	H	W	62	56
Jan. 6, 1969	A	L	69	74
Jan. 20, 1969	H	L	84	85
Jan. 5, 1970	H	L	64	68
Jan. 19, 1970	A	L	67	71
Jan. 4, 1971	A	W	79	58
Jan. 18, 1971	H	L	76	77
Jan. 10, 1972	H	W	99	93
Jan. 24, 1972	A	L	72	79
Jan. 8, 1973	A	L (OT)	72	84
Jan. 22, 1973	H	L	64	68
Jan. 28, 1974	A	L	82	85
Mar. 2, 1974	H	W	97	84
Jan. 27, 1975	H	W	65	64
Mar. 1, 1975	A	L (OT)	90	93
Jan. 17, 1976	A	W	94	70
Feb. 14, 1976	H	W	88	79
Jan. 10, 1977	A	W	95	71
Feb. 7, 1977	H	W	83	74
Jan. 2, 1978	A	W	76	69
Mar. 4, 1978	H	W	81	80
Jan. 11, 1979	A	W	84	77
Feb. 22, 1979	H	W	73	68
Mar. 1, 1979	BHAM*	W (4OT)	95	91
Jan. 19, 1980	H	W	58	53
Feb. 16, 1980	A	W (OT)	69	65
Feb. 27, 1980	BHAM*	W	79	71
Jan. 24, 1981	A	L	63	67
Feb. 21, 1981	H	L	65	76
Jan. 23, 1982	H	W	82	74
Feb. 20, 1982	A	L	56	57
Jan. 22, 1983	H	W	66	64
Feb. 19, 1983	A	L	60	67
Jan. 22, 1984	A	L	86	90
Feb. 18, 1984	H	W	81	63
Jan. 19, 1985	A	L	80	97
Feb. 21, 1985	H	L	84	86
Jan. 18, 1986	H	W	84	69
Feb. 19, 1986	A	W (OT)	87	86
Jan. 7, 1987	H	W (OT)	62	58
Feb. 7, 1987	A	L	71	75
Jan. 13, 1988	A	L	68	87
Feb. 13, 1988	H	W	64	57
Mar. 11, 1988	BR*	L	60	65
Feb. 2, 1989	H	L	62	75
Mar. 4, 1989	A	L	76	80

Jan. 31, 1990	A	L	75	88
Mar. 3, 1990	H	L	79	94
Jan. 23, 1991	A	W (2OT)	59	58
Feb. 23, 1991	H	L	77	86
Feb. 1, 1992	H	W	89	84
Feb. 6, 1993	A	L	69	96
Jan. 5, 1994	H	L (OT)	80	83
Jan. 21, 1995	A	L	77	83
Jan. 13, 1996	H	W	89	86
Jan. 25, 1997	A	L	48	53
Jan. 3, 1998	H	W	73	62
Jan. 30, 1999	A	W	85	74
Jan. 8, 2000	H	W	67	52
Jan. 10, 2001	A	L (OT)	80	85
Feb. 9, 2002	H	W	75	72
Jan. 25, 2003	A	L	79	85
Feb. 7, 2004	H	W	57	54
Mar. 11, 2004	ATL*	L	59	73
Feb. 19, 2005	A	L	45	57
Jan. 28, 2006	H	W	66	65
Feb. 17, 2007	A	L	79	86
Mar. 8, 2007	ATL*	L	65	80
Mar. 5, 2008	H	L	54	59
Feb. 18, 2009	A	W	71	59
Feb. 10, 2010	H	W	82	63
Feb. 5, 2011	A	L (OT)	72	81
Mar. 10, 2011	ATL*	L	51	69
Feb. 1, 2012	H	W	59	51
Jan. 30, 2013	A	L	49	57
Feb. 1, 2014	H	W	74	67
Feb. 14, 2015	A	W	69	68
Mar. 7, 2015	H	L	61	64
Feb. 6, 2016	A	L	55	65
Feb. 24, 2016	H	W	84	81
Dec. 29, 2016	H	L	84	96
Mar. 1, 2017	A	L	78	79
Jan. 20, 2018	H	W	79	65
Feb. 10, 2018	A	W	78	61
Jan. 12, 2019	H	W	93	78
Feb. 27, 2019	A	W	78	75
Jan. 11, 2020	H	W	82	60
Feb. 19, 2020	A	L	55	65
Jan. 13, 2021	A	W	95	77
Feb. 2, 2021	H	L	86	91

%Southern Conference Tournament; *SEC Tournament;
 COL—Columbus, Ga.; ATL—Atlanta, Ga.; KNOX—
 Knoxville, Tenn.; BHAM—Birmingham, Ala.; BR—Baton
 Rouge, La.

SERIES NOTES

All Games at Auburn: Auburn leads 62-25
 All Games at Auburn Arena: Auburn leads 6-3
 All Games at BEMC: Auburn leads 22-11
 All Games at Georgia: Georgia leads 63-26
 All Games at Stegeman Coliseum: Georgia leads 29-15
 Bruce Pearl vs. Georgia: 18-9
 Tom Crean vs. Auburn: 2-4
 All Games at Neutral Sites: Auburn leads 9-8
 SEC Tournament Games: Georgia leads 5-3
 Current Series Streak: 1 by Georgia
 Longest Auburn Streak: 13 ('48-'49/'53-'54)
 Longest Georgia Streak: 9 ('10-'11/'16-'17)

GEORGIA SOUTHERN (8-0)

Dec. 21, 1964	H	W	80	64
Dec. 2, 1994	MUN	W	77	45
Dec. 19, 2000	H	W	93	79
Jan. 2, 2010	H	W	95	75
Dec. 29, 2010	H	W (OT)	88	84
Dec. 30, 2011	H	W	78	75
Nov. 20, 2015	H	W	92	62
Nov. 5, 2019	H	W	83	74

MUN—Muncie, Ind.

GEORGIA STATE (6-1)

Nov. 29, 1988	H	W	74	70
Feb. 5, 1990	A	W	79	66
Nov. 26, 1990	H	W	83	65
Dec. 7, 1996	H	W	66	48
Nov. 26, 2002	H	W	100	71
Dec. 22, 2003	H	L	72	77
Nov. 14, 2016	H	W	83	65

GEORGIA TECH (53-61)

Feb. 17, 1906	A	W	26	6
Feb. 4, 1909	A	W	24	8
Feb. 12, 1913	A	W	36	27
Feb. 22, 1913	H	W	23	19
Feb. 20, 1914	A	L	12	50
Feb. 23, 1914	H	L	6	21
Jan. 22, 1920	A	W	29	24
Mar. 9, 1920	H	W	26	17
Jan. 22, 1921	A	W	30	28
Jan. 28, 1922	A	L	17	35
Feb. 11, 1922	H	W	29	26
Jan. 12, 1923	A	L	17	35
Feb. 23, 1923	H	W	29	26
Jan. 11, 1924	A	L	24	39
Feb. 9, 1924	H	L	18	33
Feb. 29, 1924	ATL*	W	35	29
Jan. 17, 1925	H	L	21	28
Feb. 7, 1925	A	W	15	14
Jan. 9, 1926	H	W	32	28
Feb. 19, 1926	A	L	18	28
Jan. 5, 1927	A	L (OT)	20	22
Feb. 12, 1927	H	W	42	24
Jan. 7, 1928	H	W	56	29
Feb. 28, 1928	A	W	30	29
Feb. 6, 1929	A	L	25	42
Feb. 16, 1929	H	L	41	46
Feb. 18, 1930	H	L	34	47
Feb. 19, 1930	A	L	29	40
Jan. 28, 1931	H	L	33	37
Feb. 24, 1931	A	L	22	47
Jan. 12, 1932	H	W	25	22
Feb. 13, 1932	A	L	28	36
Feb. 15, 1933	H	L	20	29
Feb. 20, 1933	A	L	18	29
Jan. 11, 1934	H	L	26	28
Feb. 14, 1934	A	L	20	24
Feb. 6, 1935	A	L	24	25
Feb. 13, 1935	H	L	19	34
Feb. 4, 1936	H	W	31	28
Feb. 19, 1936	A	L	22	46
Feb. 11, 1937	A	L	28	42
Feb. 27, 1937	H	L	33	35
Jan. 28, 1938	A	L		
Feb. 14, 1938	A	L	42	43
Feb. 28, 1938	A	L	32	54
Feb. 22, 1939	H	W	38	24
Feb. 27, 1939	A	W	49	33
Feb. 6, 1940	A	L	31	53
Feb. 21, 1940	H	W (OT)	39	38
Feb. 1, 1941	A	L	39	48
Feb. 5, 1941	H	W	51	45
Jan. 31, 1942	A	L	42	48
Feb. 3, 1942	H	W	43	38
Jan. 22, 1943	H	L	32	59
Jan. 30, 1943	A	L	21	53
Jan. 20, 1945	H	L	41	74
Feb. 17, 1945	A	L	39	53
Jan. 4, 1946	A	L	22	45
Jan. 16, 1946	H	L	26	53
Jan. 15, 1947	H	L	42	55
Jan. 29, 1947	A	L	49	65
Jan. 30, 1948	H	W	38	31
Feb. 25, 1948	A	L	43	50
Jan. 11, 1949	H	W	41	33
Feb. 23, 1949	A	L	57	66
Jan. 10, 1950	A	L	49	65
Feb. 22, 1950	H	L	53	61
Jan. 31, 1951	A	L	44	64
Feb. 14, 1951	H	W	75	63

Dec. 29, 1951	CHAR	L	62	79
Jan. 9, 1952	A	L	54	56
Feb. 13, 1952	H	L	50	58
Dec. 10, 1952	H	W	71	61
Jan. 14, 1953	A	L	61	79
Dec. 12, 1953	MONT	W	83	56
Jan. 20, 1954	H	W	80	56
Feb. 8, 1954	A	W	59	53
Jan. 26, 1955	H	L	70	73
Feb. 7, 1955	A	L	67	75
Feb. 7, 1956	H	W (OT)	77	74
Jan. 22, 1957	H	L	74	81
Feb. 4, 1957	A	L (OT)	67	76
Jan. 22, 1958	A	W	80	72
Feb. 3, 1958	H	W	99	78
Jan. 21, 1959	H	W	66	55
Feb. 3, 1959	A	W	51	40
Jan. 19, 1960	A	W	66	59
Feb. 2, 1960	H	W	48	45
Jan. 24, 1961	H	L (OT)	43	48
Feb. 7, 1961	A	W	38	36
Jan. 23, 1962	A	W	52	40
Feb. 5, 1962	H	W	48	39
Jan. 22, 1963	A	L	64	69
Feb. 3, 1964	H	L	57	62
Dec. 1, 1964	A	W	60	52
Feb. 26, 1965	H	L	54	59
Dec. 18, 1965	A	W	79	74
Feb. 19, 1966	H	W	90	73
Dec. 21, 1966	A	L (OT)	76	78
Dec. 16, 1967	A	W	63	52
Feb. 24, 1969	H	W	87	85
Jan. 17, 1970	A	L	74	86
Dec. 19, 1970	A	L	76	87
Jan. 14, 1971	A	L	81	90
Dec. 11, 1971	A	W	76	62
Feb. 15, 1972	H	W	91	77
Nov. 25, 1972	A	L	83	90
Feb. 26, 1973	H	W	79	69
Dec. 13, 1973	A	W	88	86
Feb. 27, 1974	H	W	92	70
Jan. 15, 1975	A	W	87	75
Feb. 11, 1976	H	W	72	51
Feb. 1, 1978	A	W	77	72
Dec. 21, 1978	BHAM	W	60	57
Dec. 30, 1987	A	L	72	83

%Southern Conference Tournament; ATL—Atlanta, Ga.;
 BHAM—Birmingham, Ala.; CHAR—Charlotte, N.C.;
 MONT—Montgomery, Ala.

GEORGIA SOUTHWESTERN (1-0)

Nov. 30, 2010	H	W	78	50
---------------	---	---	----	----

GONZAGA (0-1)

Nov. 27, 2020	FTM	L	67	90
---------------	-----	---	----	----

FTM—Fort Myers, Fla.

GRAMBLING STATE (5-0)

Dec. 14, 1987	H	W	98	59
Dec. 5, 2000	H	W	104	60
Nov. 29, 2003	HUNTS	W	105	56
Dec. 31, 2010	H	W	63	45
Dec. 11, 2012	H	W	92	42

HUNTS—Huntsville, Ala.

GUNTER FIELD (1-1)

1944-45	L	40	44
1944-45	W	52	39

HARVARD (0-1)

Dec. 23, 2015	HONO	L	51	69
---------------	------	---	----	----

HONO—Honolulu, Hawai'i

HAWAII (2-1)

Nov. 29, 1998	A	W	84	57
Dec. 22, 2011	A	W	65	62
Dec. 25, 2015	A	L	67	79

HAWAII-HILO (1-0)

Nov. 30, 1996	A	W (OT)	98	92
---------------	---	--------	----	----

HIGH POINT (2-0)

Nov. 16, 2001	H	W	63	59
Nov. 25, 2009	H	W	75	54

HOFSTRA (1-0)

Nov. 19, 2017	CHAR	W	89	78
---------------	------	---	----	----

CHAR—Charleston, S.C.

HOUSTON (1-6)

Dec. 23, 1961	A	L	49	54
Dec. 29, 1962	NO	W (OT)	71	69
Dec. 15, 1964	A	L	48	50
Dec. 30, 1965	NO	L	76	89
Dec. 21, 1970	A	L	76	79
Dec. 1, 1977	H	L	87	88
Dec. 8, 1982	A	L	65	77

NO—New Orleans, La.

HUNTINGDON (1-0)

Dec. 3, 1960	H	W	66	44
--------------	---	---	----	----

ILLINOIS (0-3)

Dec. 12, 1987	A	L	103	107
Dec. 29, 2012	CHI	L	79	81
Dec. 8, 2013	ATL	L	62	81

CHI—Chicago, Ill.; ATL—Atlanta, Ga.

ILLINOIS WESLEYAN (1-0)

1947-48		W	44	42
---------	--	---	----	----

INDIANA (0-1)

Mar. 14, 1987	INDY^	L	90	107
---------------	-------	---	----	-----

^NCAA Tournament; INDY—Indianapolis, Ind.

IPFW (1-0)

Nov. 9, 2012	H	W	61	50
--------------	---	---	----	----

INDIANA STATE (1-0)

Nov. 16, 2018	CHAR	W	83	64
---------------	------	---	----	----

CHAR—Charleston, S.C.

IUPUI (1-0)

Nov. 21, 2009	DAY	W	80	65
---------------	-----	---	----	----

DAY—Daytona Beach, Fla.

IONA (1-1)

Dec. 17, 1977	A	L	82	105
Dec. 9, 1978	H	W	74	66

IOWA STATE (2-2)

Dec. 28, 1986	ELP	W	89	87
Mar. 18, 2000	MINN^	L	60	79
Dec. 2, 2013	A	L	70	99
Jan. 25, 2020	H	W	80	76

^NCAA Tournament; ELP—El Paso, Texas; MINN—Minneapolis, Minn.

JACKSON STATE (1-0)

Dec. 17, 1988	H	W	74	51
---------------	---	---	----	----

JACKSONVILLE (3-2)

Dec. 11, 1965	H	W	77	69
Dec. 1, 1973	CLEM	L	78	90
Nov. 26, 1976	BHAM	W	92	67
Feb. 21, 1977	A	W	80	66
Nov. 27, 2010	H	L	55	69

CLEM—Clemson, S.C.; BHAM—Birmingham, Ala.

JACKSONVILLE NAVY (0-2)

Feb. 9, 1945	A	L	43	80
Feb. 10, 1945	A	L	23	51

JACKSONVILLE STATE (13-0)

Dec. 11, 1954	H	W	78	67
Jan. 28, 1956	H	W	73	64
Dec. 4, 1956	H	W	72	65
Dec. 3, 1957	H	W	89	50
Dec. 2, 1958	H	W	111	54
Dec. 4, 1961	H	W	73	37
Dec. 11, 1965	H	W	78	50
Nov. 30, 1995	H	W	91	74
Dec. 16, 1997	H	W	89	61
Nov. 19, 2000	H	W	91	51
Nov. 18, 2001	H	W	75	53
Dec. 31, 2005	H	W	87	83
Nov. 19, 2013	H	W	78	54

JAMES MADISON (2-1)

Feb. 12, 1992	H	W	87	71
Dec. 5, 1992	A	L	80	89
Nov. 25, 1995	SANJ	W	82	71

SANJ—San Juan, P.R.

KANSAS (2-0)

Mar. 16, 1985	SB^	W	66	64
Mar. 23, 2019	SLC^	W	89	75

^NCAA Tournament; SB—South Bend, Ind.; SLC—Salt Lake City, Utah

KANSAS STATE (0-1)

Dec. 30, 1994	TAL	L	75	78
---------------	-----	---	----	----

TAL—Tallahassee, Fla.

KENNESAW STATE (2-0)

Nov. 13, 2007	H	W	74	62
Nov. 14, 2011	H	W	68	55

KENTUCKY (22-96)

Jan. 29, 1921	A	L	25	40
Feb. 8, 1926	A	L	26	35
Feb. 28, 1942	LOU*	L	31	40
Feb. 28, 1946	LOU*	L	24	69
Feb. 28, 1947	LOU*	L	18	84
Mar. 4, 1949	LOU*	L	39	70
Jan. 5, 1951	A	L	35	79
Mar. 2, 1951	LOU*	L	54	84
Jan. 30, 1952	H	L	48	88
Feb. 27, 1954	MONT	L	79	109
Feb. 26, 1955	A	L	59	93
Feb. 4, 1956	MONT	L	81	82
Feb. 25, 1957	A	L	85	103
Feb. 24, 1958	BHAM	W	64	63
Feb. 21, 1959	A	L	56	75
Feb. 20, 1960	H	W	61	60
Feb. 27, 1961	A	L	51	77
Feb. 26, 1962	H	L	60	63
Feb. 23, 1963	A	L	59	78
Feb. 22, 1964	MONT	L	79	99
Jan. 18, 1965	A	L	67	73
Feb. 20, 1965	H	W	88	69
Jan. 29, 1966	A	L	78	115
Feb. 12, 1966	H	L	64	77
Jan. 21, 1967	A	L	58	60
Feb. 27, 1967	H	W	60	49
Jan. 20, 1968	H	W	74	73
Feb. 26, 1968	A	L	57	89
Feb. 3, 1969	A	L	93	105
Mar. 3, 1969	H	L	86	90
Feb. 2, 1970	H	L	83	84
Mar. 2, 1970	A	L	81	102
Feb. 1, 1971	A	L	76	114
Mar. 1, 1971	H	L	83	102
Feb. 7, 1972	H	L	72	78
Mar. 6, 1972	A	L	67	102
Feb. 5, 1973	A	L	57	88
Mar. 3, 1973	H	L	79	91
Jan. 12, 1974	A	L	58	79
Feb. 11, 1974	H	W (OT)	99	97
Jan. 11, 1975	H	W	90	85
Feb. 10, 1975	A	L	76	119

Jan. 26, 1976	H	W (OT)	91	84
Feb. 23, 1976	A	L	82	93
Jan. 15, 1977	H	L	68	75
Feb. 12, 1977	A	L	82	89
Jan. 9, 1978	H	L	77	101
Feb. 6, 1978	A	L	81	104
Jan. 25, 1979	H	L (OT)	83	86
Jan. 29, 1979	A	L	59	66
Jan. 2, 1980	A	L	65	67
Jan. 30, 1980	H	L	62	64
Feb. 28, 1980	BHAM*	L	61	69
Jan. 7, 1981	H	L	66	79
Feb. 4, 1981	A	L	74	102
Jan. 6, 1982	A	L	71	83
Feb. 3, 1982	H	W (OT)	83	81
Mar. 4, 1982	A*	L	66	89
Jan. 15, 1983	A	W	75	67
Feb. 12, 1983	H	L	69	71
Jan. 13, 1984	H	W	82	63
Feb. 11, 1984	A	L	64	84
Mar. 10, 1984	NASH*	L	49	51
Jan. 2, 1985	A	L	61	68
Feb. 2, 1985	H	L (OT)	47	49
Jan. 6, 1986	H	W	60	56
Jan. 31, 1986	A	L	71	81
Jan. 3, 1987	H	L	60	63
Feb. 4, 1987	A	L	71	75
Mar. 6, 1987	ATL*	W	79	72
Jan. 9, 1988	A	W	53	52
Feb. 10, 1988	H	L	62	69
Jan. 25, 1989	A	L	76	86
Feb. 20, 1989	H	W	77	75
Jan. 24, 1990	H	W	74	70
Feb. 24, 1990	A	L	95	98
Jan. 29, 1991	H	L	81	89
Mar. 2, 1991	A	L	93	114
Feb. 8, 1992	H	L	67	85
Feb. 27, 1993	A	L	78	80
Jan. 30, 1994	H	L	74	91
Jan. 4, 1995	A	L	64	98
Mar. 10, 1995	ATL*	L	81	93
Feb. 27, 1996	H	L	73	88
Jan. 18, 1997	A	L	53	77
Mar. 7, 1997	MEM*	L	50	92
Feb. 25, 1998	H	L	58	83
Jan. 20, 1999	A	L	62	72
Mar. 6, 1999	ATL*	L	57	69
Jan. 11, 2000	H	W	66	63
Feb. 28, 2001	A	L	78	90
Jan. 22, 2002	H	L	62	69
Jan. 22, 2003	A	L	51	67
Mar. 15, 2003	NO*	L	58	78
Feb. 21, 2004	H	L	59	68
Feb. 23, 2005	A	L	73	81
Jan. 24, 2006	H	L	62	71
Jan. 10, 2007	A	L	57	84
Feb. 6, 2008	H	L	63	66
Jan. 21, 2009	A	L	64	73
Jan. 16, 2010	H	L	67	72
Jan. 11, 2011	A	L	54	78
Jan. 11, 2012	H	L	53	68
Jan. 19, 2013	H	L	53	75
Feb. 9, 2013	A	L	62	72
Feb. 12, 2014	H	L	56	64
Feb. 21, 2015	A	L	75	110
Mar. 14, 2015	NASH	L	67	91
Jan. 16, 2016	H	W	75	70
Jan. 14, 2017	A	L	72	92
Feb. 14, 2018	H	W	76	66
Jan. 19, 2019	H	L	80	82
Feb. 23, 2019	A	L	53	80
Mar. 31, 2019	KC^	W (OT)	77	71
Feb. 1, 2020	H	W	75	66
Feb. 29, 2020	A	L	66	73
Jan. 16, 2021	H	W	66	59
Feb. 13, 2021	A	L	80	82

*SEC Tournament; ^NCAA Tournament; LOU—Louisville, Ky.; MONT—Montgomery, Ala.; BHAM—Birmingham, Ala.; NO—New Orleans, La.; NASH—Nashville, Tenn.; ATL—Atlanta, Ga.; MEM—Memphis, Tenn.; KC—

Kansas City, Mo.

SERIES NOTES

All Games at Auburn: Kentucky leads 31-17
All Games at Auburn Arena: Kentucky leads 5-3
All Games at BEMC: Kentucky leads 24-9
All Games at Kentucky: Kentucky leads 50-2
All Games at Rupp Arena: Kentucky leads 30-2
Bruce Pearl vs. Kentucky: 8-17
John Calipari vs. Auburn: 12-5
All Games at Neutral Sites: Kentucky leads 15-3
SEC Tournament Games: Kentucky leads 13-1
Current Series Streak: 1 by Kentucky
Longest Auburn Streak: 2 ('66-'67/'67-'68, '73-'74/'74-'75, '86-'87/'87-'88 and '19/'20)
Longest Kentucky Streak: 18 ('01-'15)

KENTUCKY WESLEYAN (1-0)

Dec. 6, 1985 BG W 80 71
BG—Bowling Green, Ky.

LAGRANGE YMCA (0-1)

1928-29 H L 29 32

LAMAR (1-0)

Dec. 22, 1973 ELP W 88 78
ELP—El Paso, Texas

LANETT ATHLETIC CLUB (1-0)

Jan. 5, 1935 A W 44 25

LANETT MILL (2-0)

Dec. 16, 1938 H W 40 21
Jan. 4, 1939 A W 38 21

LA SALLE (1-0)

Nov. 24, 1995 SANJ W 70 60
SANJ—San Juan, P.R.

LEHIGH (1-0)

Dec. 21, 2019 H W 74 51

LIBERTY (1-0)

Dec. 8, 1995 WACO W 63 58
WACO—Waco, Texas

LINCOLN MEMORIAL (1-0)

Dec. 15, 1992 H W 77 51

LIPSCOMB (2-0)

Nov. 20, 2005 H W 69 54
Dec. 29, 2019 H W 86 59

LONG BEACH STATE (1-1)

Dec. 21, 1979 LAF W 74 69
Dec. 23, 2011 HONO L 43 64
LAF—Lafayette, La.; HONO—Honolulu, Hawaii

LOUISIANA COLLEGE (1-0)

Dec. 1, 1992 H W 98 60

LSU (68-87)

Feb. 10, 1912 H W 38 15
Feb. 10, 1916 H W 24 23
Feb. 13, 1917 H L 13 37
Jan. 18, 1918 A L 31 43
Jan. 19, 1918 A L 27 34
Feb. 13, 1920 H W 33 21
Jan. 28, 1929 H L 28 45
Jan. 29, 1929 H L 28 65
Feb. 7, 1930 A L 27 44
Feb. 8, 1930 A L 45 49
Feb. 8, 1932 A W 48 34
Feb. 9, 1932 A W 34 30
Feb. 27, 1932 ATL% W 30 22
Jan. 24, 1933 H L 25 26

Jan. 25, 1933	H	W	25	24
Feb. 24, 1933	ATL*	L	33	57
Feb. 5, 1934	A	L	17	40
Feb. 6, 1934	A	L	16	38
Feb. 1, 1937	H	W	37	24
Feb. 2, 1937	H	L	34	54
Mar. 3, 1938	A*	L	34	60
Jan. 5, 1940	A	L	39	50
Jan. 6, 1940	A	W	42	26
Feb. 11, 1941	H	W	50	49
Feb. 16, 1942	A	L	49	63
Feb. 6, 1943	H	L	37	62
Feb. 25, 1943	LOU*	L	38	67
Feb. 15, 1947	A	L	53	76
Jan. 23, 1948	H	W	51	48
Feb. 4, 1950	H	W	70	66
Feb. 13, 1950	A	L	61	76
Mar. 3, 1950	LOU*	L	45	73
Feb. 5, 1951	H	L	74	75
Feb. 16, 1952	A	L	64	70
Feb. 14, 1953	H	L	57	65
Feb. 20, 1954	A	L	59	77
Feb. 19, 1955	H	W	75	71
Feb. 18, 1956	A	W	80	71
Feb. 16, 1957	H	W	99	62
Feb. 15, 1958	A	W	76	58
Feb. 14, 1959	H	W	115	67
Feb. 13, 1960	A	W	63	61
Feb. 18, 1961	H	W	69	65
Dec. 15, 1962	BHAM	W	67	50
Feb. 17, 1962	A	W	55	50
Feb. 16, 1963	H	W	82	57
Feb. 15, 1964	A	L	66	86
Feb. 13, 1965	H	W	101	60
Jan. 8, 1966	A	W	74	66
Jan. 3, 1967	H	W	70	59
Feb. 8, 1967	A	W	80	63
Jan. 3, 1968	A	L	72	76
Feb. 7, 1968	H	W	74	69
Jan. 11, 1969	H	W	90	71
Feb. 15, 1969	A	L	81	93
Jan. 10, 1970	A	W	79	70
Feb. 16, 1970	H	L	64	70
Jan. 9, 1971	H	L	92	106
Feb. 15, 1971	A	L	94	114
Jan. 15, 1972	A	W	77	73
Feb. 14, 1972	H	W	85	77
Jan. 13, 1973	H	L	60	79
Feb. 12, 1973	A	L	74	76
Jan. 26, 1974	H	L	76	87
Feb. 25, 1974	A	W	96	89
Jan. 25, 1975	A	W	87	78
Feb. 24, 1975	H	W	110	94
Jan. 3, 1976	A	W	102	86
Mar. 6, 1976	H	W	90	80
Jan. 29, 1977	A	L	73	77
Feb. 26, 1977	H	L	76	86
Jan. 23, 1978	A	L	79	90
Feb. 20, 1978	H	L (OT)	95	101
Jan. 15, 1979	A	L	82	94
Feb. 12, 1979	H	L	68	78
Jan. 16, 1980	A	L	82	93
Feb. 13, 1980	H	L	44	50
Jan. 21, 1981	H	L	64	74
Feb. 18, 1981	A	L	47	58
Jan. 20, 1982	A	L	68	69
Feb. 17, 1982	H	W	82	72
Jan. 29, 1983	A	W	64	62
Feb. 26, 1983	H	L	61	87
Jan. 27, 1984	H	W	80	78
Feb. 25, 1984	A	L	80	81
Jan. 26, 1985	A	L	62	80
Feb. 27, 1985	H	L	73	78
Mar. 7, 1985	BHAM*	W	58	55
Feb. 4, 1986	H	L	61	63
Feb. 26, 1986	A	W	92	86
Jan. 28, 1987	A	L	73	75
Mar. 1, 1987	H	W	100	62
Feb. 3, 1988	H	L	69	78
Mar. 5, 1988	A	W	89	80

Jan. 7, 1989	A	L	77	104
Feb. 8, 1989	H	L	91	104
Jan. 6, 1990	H	L	70	77
Feb. 7, 1990	A	L	71	82
Mar. 9, 1990	ORL*	W	78	76
Jan. 12, 1991	H	L	84	96
Feb. 13, 1991	A	L	61	98
Mar. 8, 1991	NASH*	W	92	77
Jan. 8, 1992	H	L	70	87
Feb. 22, 1992	A	L	82	99
Jan. 9, 1993	A	L	81	87
Feb. 13, 1993	H	L	73	75
Jan. 8, 1994	A	L	72	83
Feb. 12, 1994	H	W	111	83
Jan. 11, 1995	H	L	73	76
Feb. 25, 1995	A	L	78	89
Jan. 21, 1996	H	W	95	87
Feb. 24, 1996	A	L	67	93
Jan. 22, 1997	A	L	59	75
Feb. 8, 1997	H	W	76	72
Jan. 14, 1998	A	L	54	59
Feb. 14, 1998	H	W	66	44
Jan. 9, 1999	A	W	73	70
Feb. 6, 1999	H	W	80	54
Feb. 9, 2000	A	L	68	83
Mar. 1, 2000	H	L	53	55
Jan. 13, 2001	H	W	85	69
Feb. 10, 2001	A	W	76	65
Jan. 19, 2002	A	L	58	75
Mar. 2, 2002	H	L	54	59
Feb. 8, 2003	H	W	56	54
Feb. 26, 2003	A	L	63	94
Feb. 18, 2004	A	W	80	68
Mar. 6, 2004	H	W	78	66
Feb. 9, 2005	A	L	69	90
Feb. 26, 2005	H	L	64	77
Mar. 11, 2005	ATL*	L	58	89
Feb. 1, 2006	A	L	69	84
Feb. 18, 2006	H	L	61	65
Jan. 13, 2007	A	L	63	65
Feb. 28, 2007	H	W	80	68
Jan. 16, 2008	A	W	74	67
Jan. 30, 2008	H	L	80	81
Feb. 21, 2009	A	L	72	79
Mar. 7, 2009	H	W	69	53
Jan. 20, 2010	A	W	84	80
Feb. 27, 2010	H	W	74	59
Jan. 8, 2011	H	L	55	62
Mar. 5, 2011	A	W	60	51
Jan. 17, 2012	A	L (OT)	58	65
Mar. 3, 2012	H	W	68	54
Jan. 9, 2013	H	W	68	63
Feb. 8, 2014	A	L	80	87
Feb. 5, 2015	A	W	81	77
Feb. 24, 2015	H	L	61	84
Mar. 13, 2015	NASH*	W (OT)	73	70
Feb. 2, 2016	H	L	68	80
Jan. 18, 2017	H	W	78	74
Feb. 21, 2017	A	W	98	75
Jan. 27, 2018	H	W	95	70
Feb. 9, 2019	A	L	78	83
Feb. 8, 2020	H	W (OT)	91	90
Feb. 20, 2021	A	L	80	104

%Southern Conference Tournament; *SEC Tournament; ATL—Atlanta, Ga.; LOU—Louisville, Ky.; BHAM—Birmingham, Ala.; ORL—Orlando, Fla.; NASH—Nashville, Tenn.

SERIES NOTES

All Games at Auburn: Auburn leads 36-35
All Games at Auburn Arena: Auburn leads: 4-3
All Games at BEMC: LSU leads 23-19
All Games at LSU: LSU leads 48-24
All Games at Maravich Assembly Center: LSU leads 31-14
Bruce Pearl vs. LSU: 9-7
Will Wade vs. Auburn: 2-2
All Games at Neutral Sites: Auburn leads 6-4
SEC Tournament Games: Auburn leads 5-4
Current Series Streak: 1 by LSU
Longest Auburn Streak: 10 ('54-'55/'62-'63)

WARR EAGLE

AUBURN MEN'S BASKETBALL

Longest LSU Streak: 11 ('76-'77/'81-'82)

Bold Italics - wins vacated by NCAA Committee on Infractions

WAREAGLE

LOUISIANA-LAFAYETTE (6-3)

Dec. 6, 1961	H	W	62	46
Dec. 10, 1966	H	W	78	68
Dec. 18, 1968	A	L	76	80
Dec. 1, 1978	BHAM	W	83	82
Dec. 22, 1979	A	L	75	92
Dec. 17, 1985	A	L (OT)	64	66
Dec. 13, 1986	H	W	107	91
Dec. 4, 2000	H	W	93	86
Nov. 21, 2014	H	W	105	80

BHAM—Birmingham, Ala.

LOUISIANA-MONROE (3-0)

Dec. 15, 1995	H	W	80	71
Nov. 30, 2006	H	W	81	60
Dec. 6, 2008	H	W	78	55

LOUISIANA TECH (5-2)

Dec. 6, 1966	H	W	88	77
Dec. 19, 1968	A	W	97	84
Dec. 1, 1970	H	W	93	87
Dec. 16, 1971	A	L	82	107
Dec. 18, 1992	WILM	W	65	45
Dec. 4, 2001	H	L	66	67
Nov. 27, 2004	H	W	79	67

WILM—Wilmington, N.C.

LOUISVILLE (1-1)

Mar. 22, 1986	HOU^	L	76	84
Nov. 26, 1995	SANJ	W	82	78

^NCAA Tournament; HOU—Houston, Texas; SANJ—San Juan, P.R.

LOYOLA-NEW ORLEANS (1-0)

Dec. 31, 1963	A	W	62	52
---------------	---	---	----	----

LYNN UNIVERSITY (1-0)

Nov. 26, 1994	H	W	78	70
---------------	---	---	----	----

MARION (3-1)

Jan. 23, 1913	A	W	26	15
Jan. 21, 1916	H	L	24	27
Feb. 5, 1916	A	W	18	6
Jan. 26, 1917		W	38	18

MARQUETTE (0-2)

Mar. 15, 1995	H+	L	61	68
Mar. 16, 1998	A+	L (OT)	60	75

+National Invitation Tournament

MARSHALL (1-0)

Dec. 15, 2001	MOB	W	78	60
---------------	-----	---	----	----

MOB—Mobile, Ala.

MARYLAND-EASTERN SHORE (1-0)

Nov. 23, 2003	H	W	85	61
---------------	---	---	----	----

MAXWELL FIELD (4-4)

1944-45		L	41	48
1944-45		L	31	72
1945-46		L	41	48
1945-46		L	35	36
1946-47		W	65	38
1946-47		W	57	34
Dec. 4, 1951	H	W	75	41
Dec. 19, 1951	A	W	63	54

MCNEESE STATE (3-0)

Nov. 27, 2001	H	W	78	74
Dec. 1, 2005	H	W	91	76
Nov. 11, 2011	H	W	84	62

MEMPHIS (2-0)

Jan. 2, 1953	A	W	78	64
Dec. 12, 2020	ATL	W	74	71

ATL—Atlanta, Ga.

MERCER (16-16)

Feb. 15, 1906		W	64	8
1906-07		W	48	9
1908-09		W	26	23
1909-10	A	W	38	20
1909-10	H	W	56	19
Jan. 18, 1913	H	W	33	31
Mar. 1, 1913	A	L	19	36
Jan. 31, 1914	H	W	25	23
Feb. 21, 1914	A	L	13	60
Jan. 11, 1921	H	W (OT)	36	31
Jan. 13, 1922	A	L	7	31
Feb. 2, 1922	H	L	26	28
Feb. 27, 1923	ATL%	L	24	45
Dec. 18, 1924		L	21	28
Jan. 31, 1925		L	27	38
1928-29	A	L	41	46
1928-29	A	L	29	31
Jan. 13, 1945		L	36	41
Feb. 2, 1945		L	34	40
1946-47		L	54	55
1946-47		L	47	71
Jan. 19, 1948		W	72	53
1947-48		L	46	63
Nov. 29, 1982	H	W	85	76
Dec. 14, 1983	A	W	65	63
Dec. 8, 1984	H	W	70	69
Dec. 16, 1987	H	W	80	48
Dec. 3, 1988	H	W	87	66
Nov. 20, 2000	H	L	88	92
Dec. 19, 2007	H	W	68	59
Nov. 19, 2008	H	L	74	78
Dec. 15, 2015	H	W	78	71
Dec. 18, 2016	H	W	76	74

%Southern Conference Tournament; ATL—Atlanta, Ga.

Bold Italics - wins vacated by NCAA Committee on Infractions

MIAMI (FLA.) (1-1)

Dec. 17, 1966	KNOX	L	73	87
Mar. 14, 2001	H+	W	60	58

+National Invitation Tournament; KNOX—Knoxville, Tenn.

MICHIGAN (0-1)

Dec. 28, 1993	TUCS	L	81	102
---------------	------	---	----	-----

TUCS—Tucson, Ariz.

MICHIGAN STATE (0-1)

Nov. 24, 1989	ANCH	L	79	92
---------------	------	---	----	----

ANCH—Anchorage, Alaska

MIDDLE TENNESSEE (4-0)

Dec. 21, 2004	CARO	W	79	74
Nov. 21, 2010	H	W	68	66
Dec. 29, 2014	H	W	64	48
Dec. 12, 2015	A1	L (OT)	81	88
Dec. 16, 2017	BIRM	W	76-70	

CARO—Carolina, Puerto Rico; A1—Nashville, Tenn.; BIRM—Birmingham, Ala.

MILES (1-0)

Nov. 21, 2006	H	W	79	58
---------------	---	---	----	----

MILWAUKEE (1-0)

Nov. 14, 2014	H	W	83	73
---------------	---	---	----	----

MISSISSIPPI (77-64)

Feb. 10, 1928	H	L	42	43
Feb. 11, 1928	H	W	58	38
Mar. 2, 1928	ATL%	L	30	31
Jan. 13, 1941	H	W	43	30
Dec. 19, 1941	A	W	34	31
Dec. 13, 1946	A	L	38	58
Jan. 12, 1948	A	W	59	50
Jan. 17, 1949	A	L	43	47
Feb. 28, 1949	H	W	65	61
Dec. 9, 1949	H	W	64	60
Jan. 30, 1950	A	W	77	63
Dec. 9, 1950	H	L	61	65
Jan. 19, 1952	A	L	58	76
Jan. 3, 1953	MEM	L	55	65
Feb. 11, 1953	H	W	72	65
Jan. 11, 1954	A	W	66	61
Jan. 10, 1955	H	W	85	81
Jan. 9, 1956	A	L	69	76
Jan. 7, 1957	H	W	88	66
Jan. 6, 1958	A	W	71	51
Jan. 5, 1959	H	W	60	47
Jan. 4, 1960	A	L	56	64
Jan. 9, 1961	H	W	51	40
Jan. 8, 1962	A	W	64	58
Jan. 7, 1963	H	W	79	44
Jan. 6, 1964	A	L (OT)	58	59
Jan. 4, 1965	A	W	77	53
Jan. 11, 1965	H	W	67	52
Feb. 5, 1966	A	W	70	55
Feb. 26, 1966	H	W	86	74
Jan. 7, 1967	A	W	67	56
Feb. 20, 1967	H	W	86	67
Jan. 6, 1968	H	W	90	71
Feb. 19, 1968	A	L	56	57
Dec. 14, 1968	A	W	75	64
Mar. 8, 1969	H	W	80	70
Dec. 13, 1969	H	W	91	77
Mar. 7, 1970	A	W	67	66
Dec. 12, 1970	A	L	96	108
Mar. 6, 1971	H	W	86	85
Jan. 3, 1972	H	L	65	69
Mar. 9, 1972	A	L	83	89
Jan. 2, 1973	A	W	66	58
Mar. 8, 1973	H	W	77	73
Jan. 7, 1974	A	L	65	93
Feb. 9, 1974	H	W	85	75
Jan. 6, 1975	H	W	104	86
Feb. 8, 1975	A	L	70	72
Jan. 5, 1976	A	W	72	66
Mar. 8, 1976	H	W	103	88
Jan. 31, 1977	A	W	72	65
Feb. 28, 1977	H	W	97	84
Jan. 21, 1978	A	L	75	84
Feb. 18, 1978	H	W	92	67
Jan. 13, 1979	A	L	62	77
Feb. 10, 1979	H	W (2OT)	56	54
Dec. 5, 1979	H	W	76	73
Jan. 26, 1980	A	L	54	71
Jan. 3, 1981	A	L	45	46
Jan. 31, 1981	H	L	58	61
Jan. 2, 1982	H	W	75	71
Jan. 30, 1982	A	L	57	64
Jan. 31, 1983	A	L	48	61
Mar. 1, 1983	H	W	82	59
Jan. 31, 1984	H	W	60	50
Feb. 27, 1984	A	L	71	72
Jan. 24, 1985	H	W	93	73
Feb. 23, 1985	A	W	69	57
Mar. 6, 1985	BHAM*	W	68	60
Jan. 22, 1986	A	W	73	61
Feb. 22, 1986	H	W	75	73
Jan. 24, 1987	H	W	85	61
Feb. 25, 1987	A	L	67	73
Jan. 30, 1988	A	L	66	69
Mar. 2, 1988	H	W	92	76
Jan. 18, 1989	H	L	64	65
Feb. 18, 1989	A	L	77	80
Mar. 9, 1989	KNOX*	L	68	80
Jan. 17, 1990	A	L	72	80

AUBURN MEN'S BASKETBALL

Feb. 17, 1990	H	W	95	84
Jan. 9, 1991	A	W	62	60
Feb. 9, 1991	H	W	72	69
Jan. 13, 1992	A	W	96	83
Feb. 29, 1992	H	W	110	84
Feb. 3, 1993	A	W	85	74
Feb. 24, 1993	H	W	83	73
Jan. 19, 1994	A	L (2OT)	85	88
Mar. 2, 1994	H	L	62	68
Jan. 8, 1995	H	W	88	74
Feb. 4, 1995	A	L	75	77
Jan. 24, 1996	A	L	69	82
Feb. 21, 1996	H	W	69	62
Feb. 1, 1997	A	L	46	57
Mar. 1, 1997	H	L	63	71
Jan. 31, 1998	H	W	68	67
Feb. 28, 1998	A	L	67	74
Jan. 13, 1999	A	W	74	59
Feb. 9, 1999	H	W	95	66
Jan. 22, 2000	A	L (OT)	77	79
Feb. 19, 2000	H	W	75	72
Feb. 3, 2001	H	L	70	74
Feb. 24, 2001	A	L	62	64
Jan. 9, 2002	A	L	65	69
Feb. 13, 2002	H	W	65	62
Feb. 5, 2003	H	W	77	71
Feb. 22, 2003	A	W	80	75
Jan. 10, 2004	H	W	80	53
Feb. 14, 2004	A	L	68	72
Jan. 15, 2005	H	L	72	79
Feb. 2, 2005	A	L	55	70
Feb. 8, 2006	H	W	58	50
Feb. 25, 2006	A	W	58	54
Feb. 3, 2007	H	L	59	82
Mar. 3, 2007	A	L	79	83
Jan. 19, 2008	H	W	80	77
Feb. 16, 2008	A	W	90	78
Feb. 4, 2009	A	L	59	78
Feb. 25, 2009	H	W	77	64
Jan. 28, 2010	H	L	74	84
Feb. 24, 2010	A	L	75	85
Feb. 16, 2011	A	L	59	90
Mar. 2, 2011	H	W	76	73
Jan. 14, 2012	H	W (2OT)	69	68
Feb. 11, 2012	A	L	54	61
Mar. 8, 2012	NO*	L	54	68
Jan. 26, 2013	H	L	61	63
Feb. 23, 2013	A	L	55	88
Jan. 9, 2014	A	L	62	65
Feb. 7, 2015	H	L	79	86
Jan. 27, 2016	A	L	63	80
Feb. 20, 2016	H	L	59	69
Jan. 7, 2017	H	L	85	88
Feb. 11, 2017	A	L	84	90
Jan. 9, 2018	H	W	85	70
Jan. 30, 2018	A	W	79	70
Jan. 9, 2019	A	L	67	82
Feb. 13, 2019	H	L	55	60
Jan. 28, 2020	A	W (2OT)	83	82
Feb. 25, 2020	H	W	67	58
Jan. 6, 2021	A	L	61	72
Feb. 6, 2021	H	L (OT)	84	86

%Southern Conference Tournament; *SEC Tournament; ATL—Atlanta, Ga.; MEM—Memphis, Tenn.; BHAM—Birmingham, Ala.; KNOX—Knoxville, Tenn.; NO—New Orleans, La.

SERIES NOTES

All Games at Auburn: Auburn leads 51-17
 All Games at Auburn Arena: Ole Miss leads 6-4
 All Games at BEMC: Auburn leads 33-9
 All Games at Ole Miss: Ole Miss leads 43-25
 All Games at The Pavilion: Ole Miss leads 4-2
 All Games at Tad Smith Coliseum: Ole Miss leads 33-15
 Bruce Pearl vs. Ole Miss: 8-11
 Kermit Davis vs. Auburn: 4-6
 All Games at Neutral Sites: Ole Miss leads 4-1
 SEC Tournament Games: Ole Miss leads 2-1
 Current Series Streak: 2 by Ole Miss
 Longest Auburn Streak: 7 ('64-'65/'67-'68, '89-'90/'92-'93)
 Longest Ole Miss Streak: 10 ('12-'17)

MISSISSIPPI COLLEGE (2-1)				
Feb. 2, 1939	H	L	44	59
Nov. 30, 1981	H	W	88	54
Nov. 14, 2018	H	W	103	52

MISSISSIPPI STATE (78-70)				
Jan. 22, 1915	A	L	16	44
Jan. 23, 1915	A	L	11	32
Feb. 22, 1915	H	W	19	18
Feb. 23, 1915	H	W	21	17
Jan. 10, 1927	H	L	31	34
Jan. 11, 1927	H	W	27	24
Mar. 1, 1928	ATL%	W	42	34
Feb. 3, 1941	H	L	44	48
Dec. 18, 1941	A	W	39	29
Feb. 14, 1942	H	L	40	41
Dec. 11, 1942	A	L	35	41
Dec. 12, 1942	A	L	26	36
Dec. 17, 1942	H	L	37	38
Dec. 18, 1942	H	L	40	44
Dec. 10, 1945	H	W	55	47
Dec. 11, 1945	H	W	37	26
Feb. 15, 1946	A	W	40	30
Feb. 16, 1946	A	L	31	39
Dec. 14, 1946	A	L	35	61
Dec. 6, 1947	H	L	35	49
Dec. 11, 1948	H	L	53	54
Jan. 18, 1949	A	L	43	47
Jan. 12, 1950	A	W	65	64
Feb. 1, 1950	H	W	65	60
Feb. 24, 1951	H	W	92	85
Jan. 18, 1952	A	W	68	61
Jan. 31, 1953	H	W	82	60
Jan. 2, 1954	BHAM	W	76	75
Jan. 9, 1954	A	L	74	79
Jan. 8, 1955	H	W	79	58
Jan. 7, 1956	A	W	81	68
Jan. 5, 1957	H	W	86	66
Dec. 14, 1958	BHAM	L	37	52
Jan. 4, 1958	A	L	42	70
Jan. 3, 1959	H	W	97	66
Jan. 2, 1960	A	W	64	48
Jan. 7, 1961	H	L	48	56
Jan. 6, 1962	A	L	48	51
Jan. 5, 1963	H	L	53	62
Jan. 4, 1964	A	W (OT)	64	63
Jan. 2, 1965	A	W	71	70
Jan. 3, 1966	H	L	72	83
Jan. 9, 1967	A	L (OT)	54	59
Feb. 13, 1967	H	W	68	57
Jan. 8, 1968	H	L	62	66
Feb. 12, 1968	A	W	74	72
Dec. 16, 1968	A	L	59	65
Feb. 12, 1969	H	W	87	68
Dec. 15, 1969	H	W	94	66
Feb. 11, 1970	A	W (OT)	71	69
Dec. 14, 1970	A	W	73	70
Feb. 10, 1971	H	W	92	68
Dec. 13, 1971	H	W	85	75
Feb. 21, 1972	A	L	60	62
Jan. 15, 1973	H	W	82	77
Feb. 19, 1973	A	L	87	94
Jan. 21, 1974	A	W	87	81
Feb. 23, 1974	H	L	60	67
Jan. 20, 1975	H	W	98	89
Feb. 22, 1975	A	W	78	74
Jan. 12, 1976	H	W	75	70
Feb. 9, 1976	A	L	74	75
Jan. 5, 1977	H	L	79	81
Mar. 7, 1977	A	L	75	89
Jan. 30, 1978	H	W	85	74
Feb. 27, 1978	A	L (OT)	82	83
Jan. 22, 1979	H	L	72	74
Feb. 19, 1979	A	L	66	73
Jan. 12, 1980	H	W	77	67
Feb. 9, 1980	A	L	72	76
Jan. 17, 1981	A	L	61	69
Feb. 14, 1981	H	W	66	55
Jan. 16, 1982	H	W	62	49

Feb. 13, 1982	A	L	45	59
Mar. 3, 1982	LEX*	W (OT)	38	36
Jan. 3, 1983	H	W	77	66
Mar. 3, 1983	A	L	53	69
Dec. 22, 1983	A	W	73	55
Mar. 1, 1984	H	W	68	53
Jan. 12, 1985	H	W	62	53
Feb. 13, 1985	A	L	65	82
Jan. 11, 1986	A	W	72	56
Feb. 12, 1986	H	W	69	64
Mar. 6, 1986	LEX*	L	63	65
Jan. 10, 1987	A	W	66	52
Feb. 12, 1987	H	W	59	45
Jan. 16, 1988	H	W	65	57
Feb. 17, 1988	A	W	77	61
Jan. 11, 1989	A	L	56	69
Feb. 11, 1989	H	W	70	68
Jan. 10, 1990	H	W	93	71
Feb. 10, 1990	A	W	77	74
Jan. 26, 1991	H	L	64	84
Feb. 27, 1991	A	L	76	94
Jan. 29, 1992	H	L	72	75
Mar. 4, 1992	A	L	70	77
Jan. 3, 1993	A	L	71	77
Feb. 17, 1993	H	W	83	77
Jan. 12, 1994	H	L (OT)	86	91
Feb. 19, 1994	A	W	76	65
Feb. 11, 1995	A	W	70	69
Mar. 1, 1995	H	W	76	69
Feb. 4, 1996	H	L (OT)	75	78
Mar. 2, 1996	A	L	51	67
Mar. 8, 1996	NO*	L	58	69
Feb. 5, 1997	H	W	81	68
Feb. 26, 1997	A	W	68	64
Jan. 28, 1998	A	W	69	66
Feb. 7, 1998	H	W (OT)	68	66
Jan. 27, 1999	H	W	64	54
Feb. 27, 1999	A	W	76	73
Jan. 16, 2000	A	W	51	45
Jan. 29, 2000	H	W	73	57
Jan. 31, 2001	H	W	60	56
Feb. 17, 2001	A	L	74	85
Jan. 30, 2002	H	L	64	72
Feb. 16, 2002	A	L	53	89
Feb. 19, 2003	H	L	46	63
Mar. 8, 2003	A	L	45	67
Jan. 31, 2004	H	L	68	73
Mar. 2, 2004	A	L	91	105
Jan. 5, 2005	A	L	53	90
Feb. 5, 2005	H	W	90	76
Feb. 4, 2006	A	L	53	71
Feb. 22, 2006	H	W	75	71
Jan. 20, 2007	A	L	76	87
Feb. 10, 2007	H	L	83	91
Feb. 9, 2008	H	L	64	83
Feb. 27, 2008	A	L	78	89
Feb. 14, 2009	H	W	91	76
Feb. 28, 2009	A	W	76	58
Feb. 13, 2010	A	L (OT)	75	85
Mar. 3, 2010	H	W	89	80
Jan. 16, 2011	A	L	66	85
Feb. 12, 2011	H	W	65	62
Feb. 4, 2012	A	L	88	91
Feb. 18, 2012	H	W	65	55
Mar. 9, 2013	A	L (OT)	71	74
Jan. 22, 2014	A	L	74	82
Feb. 15, 2014	H	W	92	82
Jan. 21, 2015	H	L	71	78
Mar. 11, 2015	NASH*	W	74	68
Mar. 5, 2016	A	L	66	79
Feb. 7, 2017	H	W	98	92
Jan. 13, 2018	A	W	76	68
Jan. 26, 2019	A	L	84	92
Mar. 2, 2019	H	W	80	75
Jan. 4, 2020	A	W	80	68
Mar. 6, 2021	H	W	78	71

%Southern Conference Tournament; *SEC Tournament; ATL—Atlanta, Ga.; BHAM—Birmingham, Ala.; LEX—Lexington, Ky; NO—New Orleans, La.; NASH—Nashville, Tenn.

SERIES NOTES

All Games at Auburn: Auburn leads 47-23
 All Games at Auburn Arena: Auburn leads 5-1
 All Games at BEMC: Auburn leads 30-12
 All Games at Miss. State: Miss. State leads 44-27
 All Games at Humphrey Coliseum: Miss. State leads 29-14
 Bruce Pearl vs. Mississippi State: 10-5
 Ben Howland vs. Auburn: 2-5
 All Games at Neutral Sites: Auburn leads 4-3
 SEC Tournament Games: Series tied 2-2
 Current Series Streak: 3 by Auburn
 Longest Auburn Streak: 9 ('96-'97/'00-'01)
 Longest Mississippi State Streak: 8 ('00-'01/'04-'05)
Bold Italics - wins vacated by NCAA Committee on Infractions

MISSOURI (5-6)

Feb. 2, 2013	A	L	77	91
Jan. 11, 2014	H	L	68	70
Jan. 10, 2015	H	W	85	79
Mar. 3, 2015	A	L	61	63
Jan. 9, 2016	A	L	61	76
Jan. 10, 2017	A	W	77	72
Mar. 4, 2017	H	W	89	78
Mar. 8, 2017	NASH*	L (OT)	83	86
Jan. 24, 2018	A	W	91	73
Jan. 30, 2019	H	W	92	58
Mar. 14, 2019	NASH*	W	81	71
Feb. 15, 2020	A	L	73	85
Jan. 23, 2021	A	W	109	86

*SEC Tournament; NASH—Nashville, Tenn.

SERIES NOTES

All Games at Auburn: Auburn leads 2-1
 All Games at Auburn Arena: Auburn leads 2-1
 All Games at Missouri: Missouri leads 4-2
 All Games at Mizzou Arena: Missouri leads 4-2
 Bruce Pearl vs. Missouri: 5-5
 Cuonzo Martin vs. Auburn: 6-5
 All Games at Neutral Sites: 1-1
 SEC Tournament Games: 1-1
 Current Series Streak: 1 by Auburn
 Longest Auburn Streak: 3 ('18-'19)
 Longest Missouri Streak: 2 ('13-'14, '15-'16)
Bold Italics - wins vacated by NCAA Committee on Infractions

MISSOURI STATE (1-1)

Nov. 14, 2008	H	W	75	60
Nov. 16, 2009	A	L	62	73

MOBILE YMCA (1-1)

Feb. 26, 1915	H	W	29	22
Jan. 28, 1926	A	L	17	19

MONTANA (1-0)

Dec. 10, 2003	H	W	73	51
---------------	---	---	----	----

MONTGOMERY YMCA (14-3)

Feb. 7, 1906	H	W	29	12
Feb. 5, 1908	A	W	25	18
1907-08	A	L	21	27
Feb. 22, 1908	H	L	27	31
1909-10	H	W	24	16
1909-10	A	W	26	17
Feb. 8, 1913	H	W	39	23
Jan. 24, 1914	H	W	24	20
Jan. 21, 1916	H	L	16	29
Feb. 10, 1916	H	W	58	18
Jan. 31, 1917		W	43	25
Jan. 11, 1919	H	W	59	10
1919-20	H	W	55	19
1919-20	A	W	38	19
1922-23		W	37	22
Jan. 28, 1925	H	W	34	12
1927-28	H	W	38	12

MOUNT ST. MARY'S (1-0)

Nov. 26, 1988	H	W	89	83
---------------	---	---	----	----

MURRAY STATE (5-1)

Dec. 21, 1996	BHAM	W	86	72
Dec. 14, 2002	H	W	72	53
Nov. 15, 2012	CHAR	L	59	79
Nov. 23, 2013	H	W	75	67
Dec. 19, 2017	A	W	81	77
Dec. 22, 2018	H	W	93	88

BHAM—Birmingham, Ala.; CHAR—Charleston, S.C.

NASHVILLE ATHLETIC CLUB (1-0)

1910-11		W	36	34
---------	--	---	----	----

NAVY (5-1)

Dec. 18, 1959	BHAM	L	61	68
Dec. 28, 1974	MINN	W	73	69
Dec. 16, 1978	STP	W	63	57
Dec. 28, 1989	PEN	W	75	61
Dec. 30, 1997	H	W	70	54
Dec. 19, 1998	A	W	88	70

BHAM—Birmingham, Ala.; MINN—Minneapolis, Minn.; STP—St. Petersburg, Fla.; PEN—Pensacola, Fla.

NEHI REDS (1-0)

Dec. 17, 1938	H	W	41	36
---------------	---	---	----	----

NEWBERRY (1-0)

Feb. 24, 1922	ATL%	W	32	21
---------------	------	---	----	----

%Southern Conference Tournament; ATL—Atlanta, Ga.

NEW MEXICO (2-0)

Dec. 22, 2015	HONO	W	83	78
Nov. 25, 2019	BKLYN	W	84	59

HONO—Honolulu, Hawai'i; BKLYN—Brooklyn, N.Y.

NEW MEXICO STATE (1-0)

Mar. 21, 2019	SLC^	W	78	77
---------------	------	---	----	----

^NCAA Tournament; SLC—Salt Lake City, Utah

NEW ORLEANS (1-0)

Jan. 2, 2004	H	W	70	55
--------------	---	---	----	----

NIAGARA (1-0)

Nov. 13, 2009	H	W	69	65
---------------	---	---	----	----

NICHOLLS STATE (5-1)

Nov. 30, 1993	H	L	76	79
Nov. 17, 1997	H	W	96	75
Nov. 24, 2004	H	W	92	78
Nov. 28, 2006	H	W	92	87
Nov. 25, 2011	H	W	78	57
Nov. 8, 2013	H	W	76	54

NORFOLK STATE (2-0)

Dec. 29, 1995	TALL	W	92	56
Nov. 10, 2017	H	W	102	74

TALL—Tallahassee, Fla.

NORTH ALABAMA (4-0)

Dec. 27, 1958	H	W	104	78
Dec. 1, 1959	H	W	95	69
Jan. 2, 1961	H	W	76	50
Jan. 3, 2015	H	W	82	61

NORTH CAROLINA (1-4)

Feb. 27, 1922	ATL%	L	27	32
Feb. 26, 1927	ATL%	L	15	28
Feb. 28, 1932	ATL%	L	31	52
Mar. 22, 1985	BHAM^	L	56	62
Mar. 29, 2019	KC^	W	97	80

%Southern Conference Tournament; ^NCAA Tournament; ATL—Atlanta, Ga.; BHAM—Birmingham, Ala.; KC—Kansas City, Mo.

NORTH CAROLINA STATE (4-6)

Feb. 5, 1926	A	L	36	43
Feb. 26, 1926	ATL%	L	26	32
Jan. 12, 1931	H	W	30	28
Feb. 26, 1932	ATL%	W	34	33
Dec. 17, 1969	A	L	69	76
Dec. 5, 1970	H	W	91	85
Dec. 27, 1975	A	L	74	79
Nov. 22, 2009	DAY	L	58	60
Dec. 19, 2018	A	L	71	78
Dec. 19, 2019	H	W	79	73

%Southern Conference Tournament; ATL—Atlanta, Ga.; DAY—Daytona Beach, Fla.

NORTH FLORIDA (3-0)

Dec. 17, 2011	H	W	84	71
Nov. 11, 2016	H	W	83	66
Dec. 29, 2018	H	W	95	49

NORTH TEXAS (1-0)

Jan. 2, 2003	H	W	90	65
--------------	---	---	----	----

NORTHERN IOWA (0-1)

Nov. 29, 2008	HE	L	61	67
---------------	----	---	----	----

HE—Hoffman Estates, Ill.

NORTHWESTERN STATE (1-0)

Nov. 15, 2013	H	L	92	111
---------------	---	---	----	-----

OGLETHORPE (4-0)

Jan. 28, 1938	H	W	46	43
Jan. 29, 1938	H	W	49	14
Feb. 12, 1948	H	W	55	23
Feb. 13, 1948	H	W	65	31

OHIO (1-0)

Dec. 8, 1990	H	W	75	65
--------------	---	---	----	----

OHIO STATE (0-1)

Mar. 18, 1999	KNOX^	L	64	72
---------------	-------	---	----	----

^NCAA Tournament; KNOX—Knoxville, Tenn.

OKLAHOMA (1-1)

Dec. 15, 1978	STP	W	78	70
Mar. 19, 1988	ATL^	L	87	1077
Dec. 21, 2016	UNCA	W	74	70

^NCAA Tournament; STP—St. Petersburg, Fla.; ATL—Atlanta, Ga.; UNCA—Uncasville, Conn.

Bold Italics - wins vacated by NCAA Committee on Infractions

OKLAHOMA CITY (0-2)

Dec. 20, 1955	A	L	58	76
Dec. 28, 1967	A	L	68	78

OKLAHOMA STATE (2-1)

Dec. 10, 1977	HUNT	W	112	94
Mar. 13, 1999	INDY^	W	81	74
Nov. 24, 2006	SOPA	L	65	66

^NCAA Tournament; HUNT—Huntington, W. Va.; INDY—Indianapolis, Ind.; SOPA—So. Padre Island, Texas

OLD DOMINION (2-1)

Dec. 30, 1970	A	L	76	89
Dec. 28, 1992	H	W	96	85
Dec. 18, 1993	A	W	101	87

ORAL ROBERTS (1-1)

Feb. 13, 1978	H	W	82	78
Jan. 8, 1979	A	L	62	63

OREGON (1-0)

Dec. 16, 2000	LV	W (OT)	101	97
---------------	----	--------	-----	----

LV—Las Vegas, Nev.

OREGON STATE (1-0)				
Nov. 26, 2014	LV	W	71	69
LV—Las Vegas, Nev.				

PARATROOPER INFANTRY 507 (0-1)				
Jan. 15, 1943	H	L	30	40

PENNSYLVANIA (1-0)				
Dec. 11, 1999	BHAM	W	77	70
BHAM—Birmingham, Ala.				

PEPPERDINE (1-1)				
Dec. 12, 1997	PROVO	L	55	62
Dec. 22, 1999	SANJ	W	87	76
PROVO—Provo, Utah; SANJ—San Juan, P.R.				

PITTSBURGH (0-2)				
Dec. 4, 2005	A	L	41	78
Dec. 3, 2006	H	L	66	74

PRESBYTERIAN (1-1)				
Jan. 22, 2008	H	W	78	65
Dec. 18, 2010	H	L	59	62

PROVIDENCE (1-0)				
Nov. 26, 2000	KC	W	80	69
KC—Kansas City, Mo.				

PUERTO RICO-MAYAGUEZ (2-0)				
Dec. 20, 1999	A	W	109	52
Dec. 20, 2002	A	W	94	64

PURDUE (1-2)				
Mar. 14, 1985	SB^	W	59	58
Mar. 20, 2001	A+	L	61	79
Nov. 23, 2016	CAN	L	71	96
^NCAA Tournament; +National Invitation Tournament; SB—South Bend, Ind.; CAN—Cancun, Mexico				

RADFORD (1-0)				
Dec. 12, 1984	H	W	79	57

RHODE ISLAND (0-1)				
Nov. 25, 2012	H	L (2OT)	72	78

RICE (3-1)				
Dec. 21, 1955	A	L (2OT)	80	82
Dec. 8, 1956	BHAM	W	88	68
Dec. 17, 1964	A	W	94	71
Dec. 2, 1965	H	W	91	74
BHAM—Birmingham, Ala.				

RICHMOND (3-1)				
Dec. 1, 1976	H	W	86	63
Dec. 12, 1978	A	W	84	72
Mar. 15, 1984	CHAR^	L	71	72
Nov. 26, 2019	BKLYN	W	79	65
^NCAA Tournament; CHAR—Charlotte, N.C.; BKLYN—Brooklyn, N.Y.				

ROBERT MORRIS (1-0)				
Nov. 24, 2000	KC	W	89	71
KC—Kansas City, Mo.				

RUTGERS (4-2)				
Dec. 19, 1967	TAM	W	70	62
Dec. 29, 1976	LOU	W	78	75
Nov. 27, 1998	HON	W	70	55
Nov. 24, 2001	A	L	56	57
Dec. 8, 2002	H	W	82	70
Dec. 11, 2010	PIT	L	54	63
TAM—Tampa, Fla.; LOU—Louisville, Ky.; HON—Honolulu, Hawaii; PIT—Pittsburgh, Pa.				

ST. BONAVENTURE (0-1)				
Dec. 18, 1967	TAM	L	73	77
TAM—Tampa, Fla.				

ST. JOHN'S (1-0)				
Mar. 16, 1986	LB^	W	81	65
^NCAA Tournament; LB—Long Beach, Calif.				

ST. JOE'S (3-0)				
Dec. 18, 1956	CHAR	W	66	64
Mar. 21, 2003	TAM*	W (OT)	65	63
Nov. 26, 2020	FTM	W (OT)	96	91
*NCAA Tournament; CHAR—Charlotte, N.C.; TAM—Tampa, Fla.; FTM—Fort Myers, Fla.				

SAINT LOUIS (2-0)				
Dec. 19, 1969	NASH	W	70	66
Dec. 14, 2019	BIRM	W	67	61
NASH—Nashville, Tenn.; BIRM—Birmingham, Ala.				

SAINT PETER'S (1-0)				
Nov. 28, 2018	H	W	99	49

SAMFORD (22-2)				
Dec. 6, 1925	A	W	32	16
Jan. 11, 1926	H	W	35	21
Jan. 27, 1940	H	L	33	37
Feb. 10, 1941	H	W	35	21
Feb. 28, 1948	H	W	33	32
Dec. 3, 1948	A	W	57	30
Dec. 2, 1949	A	W	59	36
Dec. 10, 1949	H	W	73	49
Dec. 1, 1950	A	W	70	57
Dec. 13, 1950	H	W	70	53
Nov. 30, 1951	A	W	69	39
Dec. 5, 1951	H	W	88	51
Dec. 2, 1952	H	W	80	52
Dec. 6, 1952	A	W	80	74
Dec. 5, 1953	A	W (OT)	70	63
Jan. 5, 1954	H	W	84	56
Jan. 5, 1955	H	W	98	77
Dec. 10, 1955	H	W	97	54
Jan. 2, 1957	H	W	101	70
Dec. 30, 1957	H	W	106	47
Dec. 7, 1959	H	W	104	57
Dec. 4, 1962	H	W	69	50
Dec. 3, 1963	H	W	102	44
Nov. 19, 2010	H	L	68	79

SAM HOUSTON STATE (0-1)				
Dec. 20, 2009	H	L	89	107

SAN DIEGO (1-0)				
Mar. 12, 1987	INDY*	W	62	61
*NCAA Tournament; INDY—Indianapolis, Ind.				

SAN JOSE STATE (1-0)				
Dec. 11, 1987	CHAM	W	70	65
CHAM—Champaign, Ill.				

SELMA YMCA (1-0)				
Jan. 24, 1913	A	W	29	15

SETON HALL (0-1)				
Dec. 2, 2011	A*	L	59	81
*Big East-SEC Challenge (Newark, N.J., Prudential Center)				

SLIPPERY ROCK (1-0)				
Dec. 20, 1991	PEN	W	93	66
PEN—Pensacola, Fla.				

SMU (0-4)				
Dec. 29, 1948	OKC	L	41	59
Dec. 19, 1957	A	L	65	75
Dec. 20, 1963	A	L	70	84
Dec. 19, 1975	ELP	L	85	87
ELP—El Paso, Texas; OKC—Oklahoma City, Okla.				

SOUTH ALABAMA (8-4)				
Dec. 1, 1972	H	L	64	68
Dec. 9, 1983	A	L	73	95
Nov. 27, 1987	BHAM	W	120	67
Dec. 21, 1991	PEN	L	87	107
Dec. 12, 1995	A	W	59	50
Dec. 18, 1996	H	W	60	51
Dec. 1, 2000	H	L	66	68
Dec. 18, 2001	H	W	73	58
Dec. 6, 2006	H	W	82	71
Nov. 6, 2018	H	W	101	58
Nov. 12, 2019	A	W	70	69
Dec. 4, 2020	H	W	90	81
BHAM—Birmingham, Ala.; PEN—Pensacola, Fla.				

SOUTH CAROLINA (27-19)				
Feb. 11, 1930	H	W	30	22
Jan. 6, 1931	H	W	39	21
Jan. 24, 1931	A	W	36	16
Jan. 8, 1935	A	L	34	35
Jan. 9, 1935	A	L	26	42
Dec. 29, 1951	CHAR	L	67	70
Nov. 30, 1968	A	L	49	51
Dec. 1, 1969	H	L	64	86
Dec. 3, 1970	A	L	69	86
Dec. 1, 1971	H	L	63	84
Jan. 22, 1992	H	W	85	68
Jan. 16, 1993	A	W	83	81
Feb. 16, 1994	H	W	88	70
Feb. 15, 1995	A	W	80	78
Mar. 9, 1995	ATL*	W	81	66
Feb. 7, 1996	H	W	84	73
Jan. 4, 1997	A	L	56	66
Jan. 24, 1998	H	L	56	61
Feb. 3, 1999	A	W	76	48
Jan. 19, 2000	H	W	65	61
Mar. 11, 2000	ATL*	W (OT)	77	72
Jan. 20, 2001	A	W	60	57
Feb. 23, 2002	H	W	50	46
Jan. 15, 2003	A	W	67	60
Jan. 14, 2004	H	L (OT)	51	53
Feb. 12, 2005	A	W	74	71
Mar. 4, 2006	H	L	63	67
Jan. 31, 2007	A	W	80	75
Mar. 1, 2008	H	L	63	69
Jan. 10, 2009	A	L	56	68
Jan. 9, 2010	H	L	71	80
Jan. 29, 2011	A	W	79	64
Jan. 21, 2012	H	W	63	52
Jan. 12, 2013	A	W	74	71
Feb. 5, 2014	A	W	79	74
Feb. 26, 2014	H	W	83	67
Mar. 12, 2014	ATL*	L	56	74
Jan. 17, 2015	H	W	71	68
Jan. 5, 2016	H	L	69	81
Jan. 24, 2017	A	L	69	98
Feb. 17, 2018	A	L	75	84
Mar. 3, 2018	H	W	79	70
Jan. 22, 2019	A	L	77	80
Mar. 15, 2019	NASH*	W	73	64
Jan. 22, 2020	H	W	80	67
Jan. 23, 2021	A	W	109	86
*SEC Tournament; CHAR—Charlotte, N.C.; ATL—Atlanta, Ga.; NASH—Nashville, Tenn.				

SERIES NOTES

All Games at Auburn: Auburn leads 12-8
 All Games at Auburn Arena: Auburn leads 5-1
 All Games at BEMC: South Carolina leads 7-5
 All Games at South Carolina: Auburn leads 12-9
 All Games at Colonial Center: Auburn leads 7-4
 Bruce Pearl vs. South Carolina: 17-6

Frank Martin vs. Auburn: 5-8
 All Games at Neutral Sites: Auburn leads 3-2
 SEC Tournament Games: Auburn leads 3-1
 Current Series Streak: 3 by Auburn
 Longest Auburn Streak: 6 ('91-'92/'95-'96;'98-'99/'02-'03)
 Longest South Carolina Streak: 7 ('34-'35/'71-'72)

SOUTH CAROLINA STATE (1-0)				
Dec. 4, 2002	H	W	85	65

SOUTH FLORIDA (5-1)				
Dec. 2, 1974	H	W	77	52
Dec. 13, 1975	A	W	79	78
Dec. 3, 1977	H	W	71	54
Dec. 15, 1979	A	W	74	56
Dec. 15, 2010	A	L	49	61
Dec. 14, 2011	H	W	52	40

SOUTHEASTERN LOUISIANA (4-0)				
Nov. 13, 1998	H	W	114	60
Dec. 2, 2002	H	W	77	47
Dec. 14, 2005	H	W	66	51
Dec. 31, 2008	H	W	77	65

SOUTHERN (1-0)				
Dec. 15, 2007	MOB	W	71	63

MOB—Mobile, Ala.

SOUTHERN CAL (0-2)				
Dec. 15, 1972	A	L	66	73
Dec. 29, 1977	NO	L	74	85

NO—New Orleans, La.

SOUTHERN ILLINOIS (1-0)				
Dec. 9, 1977	HUNT	W	66	65

HUNT—Huntington, W. Va.

SIUE (1-0)				
Nov. 25, 1991	H	W	109	86

SOUTHERN MISS (14-2)				
Dec. 14, 1963	H	W	80	74
Dec. 27, 1968	MOB	W	73	70
Dec. 29, 1989	PEN	L	73	84
Dec. 14, 1991	H	W	93	78
Feb. 22, 1993	A	W	81	75
Feb. 22, 1994	H	W	89	73
Feb. 22, 1995	A	W	81	79
Nov. 21, 1997	H	W	83	70
Mar. 11, 1998	H+	W	77	62
Dec. 30, 1999	H	W	56	50
Dec. 30, 2000	H	W	73	69
Dec. 29, 2001	H	W	64	55
Dec. 30, 2002	H	W	92	46
Dec. 30, 2003	H	W	78	60
Jan. 4, 2006	H	W	80	57
Jan. 2, 2007	A	L	54	56

+National Invitation Tournament; MOB—Mobile, Ala.; PEN—Pensacola, Fla.

SPRING HILL (7-1)				
Feb. 22, 1921	H	W	41	32
Jan. 6, 1939	H	W	30	22
Jan. 7, 1939	H	W	44	23
Dec. 14, 1939	H	W	37	34
Dec. 15, 1939	H	L	33	34
Jan. 3, 1941	H	W	35	30
Jan. 4, 1941	H	W	46	34
Dec. 19, 1962	H	W	71	51

STANFORD (0-1)				
Nov. 27, 1999	ANA	L	58	67

ANA—Anaheim, Calif. (Wooden Classic)

STETSON (3-1)				
Dec. 2, 1981	H	W	60	59
Dec. 6, 1982	A	L	58	59
Nov. 24, 1984	H	W	92	50
Dec. 14, 1985	DB	W	77	54

DB—Daytona Beach, Fla.

STONY BROOK (1-0)				
Jan. 2, 2000	H	W	100	45

SUWANEE (26-1)				
Feb. 11, 1927	H	W	46	15
Feb. 18, 1927	A	W	35	28
Jan. 10, 1935	A	L	18	19
Feb. 14, 1935	H	W	28	13
Feb. 15, 1935	H	W	33	24
Jan. 10, 1936	A	W	25	23
Jan. 11, 1936	A	W	34	25
Feb. 10, 1936	H	W	41	31
Feb. 11, 1936	H	W	42	18
Jan. 15, 1937	A	W	41	34
Jan. 16, 1937	A	W	34	29
Feb. 8, 1937	H	W	39	32
Feb. 9, 1937	H	W	36	16
Jan. 14, 1938	A	W	36	31
Jan. 15, 1938	A	W	38	19
Jan. 13, 1939	H	W	41	31
Jan. 14, 1939	H	W	38	27
Feb. 17, 1939	A	W	34	27
Feb. 18, 1939	A	W	39	28
Jan. 12, 1940	A	W	51	32
Jan. 13, 1940	A	W	64	32
Feb. 16, 1940	H	W	46	30
Feb. 17, 1940	H	W	63	34
Jan. 10, 1941	H	W	36	24
Jan. 11, 1941	H	W	39	25
Feb. 14, 1941	A	W	39	28
Feb. 15, 1941	A	W	46	31

SYRACUSE (0-1)				
Mar. 28, 2003	ALB^	L	78	79

^NCAA Tournament; ALB—Albany, N.Y.

TALLADEGA ATHLETIC CLUB (0-1)				
Feb. 3, 1916		L	4	31

TCU (2-1)				
Dec. 13, 1957	BHAM	W	75	63
Dec. 28, 1966	MOB	W	80	79
Dec. 1, 1996	HILO	L	66	86
Jan. 28, 2017	A	W	88	80

BHAM—Birmingham, Ala.; MOB—Mobile, Ala.; HILO—Hilo, Hawaii
Bold Italics - wins vacated by NCAA Committee on Infractions

TEMPLE (2-3)				
Dec. 30, 1977	NO	L	73	74
Nov. 11, 1997	ALB	L	42	68
Nov. 19, 2004	A	W	80	78
Dec. 18, 2005	H	W	73	42
Nov. 17, 2017	CHAR	L	74	88

NO—New Orleans, La.; ALB—Albuquerque, N.M.; CHAR—Charleston, S.C.

TENNESSEE (44-78)				
Feb. 15, 1927	A	L	23	24
Jan. 29, 1928	H	W	63	14
Jan. 25, 1930	H	L	18	33
Mar. 1, 1934	ATL*	L	26	43
Feb. 1, 1935	A	L	27	48
Mar. 1, 1936	A*	L	25	43
Mar. 3, 1939	A*	L	35	49
Jan. 31, 1941	H	L	33	51
Jan. 23, 1942	A	L	23	43
Jan. 29, 1943	A	L	23	57
Feb. 29, 1945	LOU*	L	26	56

Jan. 11, 1947	H	L	30	66
Feb. 3, 1947	H	L	27	63
Jan. 8, 1951	A	W	63	59
Feb. 9, 1952	H	W	60	55
Jan. 26, 1953	A	L	70	72
Mar. 1, 1954	H	L	86	92
Dec. 18, 1954	MONT	W	73	64
Feb. 28, 1955	A	L	77	86
Feb. 25, 1956	H	L	87	91
Feb. 23, 1957	A	L	75	85
Feb. 22, 1958	H	W	72	66
Feb. 23, 1959	A	L	55	56
Feb. 22, 1960	H	W	72	63
Feb. 25, 1961	A	W	41	38
Feb. 24, 1962	H	W	60	51
Feb. 25, 1963	A	L	47	55
Feb. 24, 1964	H	L	62	68
Feb. 22, 1965	A	L	38	69
Jan. 17, 1966	H	W	51	47
Dec. 16, 1966	A	L	49	73
Feb. 25, 1967	H	L	45	54
Feb. 24, 1968	A	W	53	52
Mar. 3, 1968	H	L (OT)	54	63
Feb. 1, 1969	A	L	59	64
Mar. 1, 1969	H	W	71	60
Jan. 31, 1970	H	W	61	55
Feb. 28, 1970	A	W	77	64
Jan. 30, 1971	A	L	68	90
Feb. 27, 1971	H	L	71	76
Feb. 5, 1972	H	L	67	76
Mar. 4, 1972	A	L	70	80
Feb. 3, 1973	A	L	74	82
Mar. 5, 1973	H	L	72	80
Jan. 5, 1974	H	L	77	89
Feb. 4, 1974	A	L	80	88
Jan. 4, 1975	A	L	81	96
Feb. 3, 1975	H	W	62	59
Jan. 19, 1976	A	L	78	83
Feb. 16, 1976	H	W	73	72
Jan. 8, 1977	A	L	79	87
Feb. 5, 1977	H	L	83	93
Jan. 4, 1978	A	L	76	80
Mar. 6, 1978	H	W	107	94
Feb. 7, 1979	A	L	62	73
Feb. 24, 1979	H	L	55	60
Mar. 2, 1979	BHAM*	L	64	75
Dec. 12, 1979	A	L	58	61
Feb. 23, 1980	H	L	63	72
Dec. 3, 1980	H	W	75	65
Feb. 28, 1981	A	L	63	75
Dec. 12, 1981	A	L	79	86
Feb. 27, 1982	H	W	56	54
Jan. 24, 1983	H	L	77	80
Feb. 22, 1983	A	L	74	82
Jan. 24, 1984	A	W	79	72
Feb. 20, 1984	H	L	54	57
Mar. 9, 1984	NASH*	W	60	58
Jan. 9, 1985	A	L	74	86
Feb. 9, 1985	H	W	75	60
Jan. 8, 1986	H	W	59	45
Feb. 8, 1986	A	L	79	80
Jan. 14, 1987	H	W	66	56
Feb. 14, 1987	A	L	84	103
Jan. 20, 1988	A	L	64	75
Feb. 20, 1988	H	W	73	68
Jan. 4, 1989	H	L	73	84
Feb. 4, 1989	A	L	72	89
Jan. 3, 1990	A	L	70	72
Feb. 3, 1990	H	W	89	83
Jan. 19, 1991	A	W	67	63
Feb. 19, 1991	H	W	74	65
Jan. 25, 1992	A	L	74	82
Jan. 20, 1993	H	W	88	75
Mar. 11, 1993	LEX*	L	76	78
Jan. 22, 1994	A	L	85	92
Jan. 18, 1995	H	W	61	57
Jan. 3, 1996	A	L	62	66
Jan. 15, 1997	H	W	43	35
Mar. 6, 1997	MEM*	W	67	54
Jan. 7, 1998	A	W	74	69

Jan. 2, 1999	H	W	90	62
Jan. 25, 2000	A	L	76	105
Jan. 6, 2001	H	L (2OT)	88	96
Mar. 8, 2001	NASH*	L	66	73
Jan. 27, 2002	A	L	59	82
Feb. 1, 2003	H	L	57	60
Mar. 14, 2003	NO*	W	66	53
Feb. 28, 2004	A	L	69	75
Jan. 29, 2005	H	W	62	59
Feb. 15, 2006	A	L	89	105
Jan. 17, 2007	H	W	83	80
Feb. 20, 2008	A	L	70	89
Feb. 7, 2009	H	W	78	77
Mar. 14, 2009	TAM*	L	85	94
Jan. 14, 2010	A	L	55	81
Feb. 3, 2011	H	L	56	69
Jan. 28, 2012	A	L	49	64
Mar. 6, 2013	H	L	75	82
Jan. 15, 2014	A	L	67	78
Mar. 5, 2014	H	L	54	82
Jan. 31, 2015	A	L	63	71
Jan. 2, 2016	H	W	83	77
Feb. 9, 2016	A	L	45	71
Mar. 9, 2016	NASH*	L	59	97
Jan. 31, 2017	H	L	77	87
Jan. 2, 2018	A	W	94	84
Mar. 9, 2019	H	W	84	80
Mar. 17, 2019	NASH*	W	84	64
Feb. 22, 2020	H	W	73	66
Mar. 7, 2020	A	W	85	63
Feb. 27, 2021	H	W	77	72

*SEC Tournament; ATL—Atlanta, Ga.; LOU—Louisville, Ky.; MONT—Montgomery, Ala.; BHAM—Birmingham, Ala.; NASH—Nashville, Tenn.; LEX—Lexington, Ky.; MEM—Memphis, Tenn.; NO—New Orleans, La.; TAM—Tampa, Fla.

SERIES NOTES

All Games at Auburn: Auburn leads 30-24
 All Games at Auburn Arena: Series tied 4-4
 All Games at BEMC: Auburn leads 19-12
 All Games at Tennessee: Tennessee leads 47-9
 All Games at Thompson-Boling: Tennessee leads 17-4
 Bruce Pearl vs. Tennessee: 7-4
 Rick Barnes vs. Auburn: 3-7
 All Games at Neutral Sites: Tennessee leads 6-5
 SEC Tournament Games: Tennessee leads 8-4
 Current Series Streak: 6 by Auburn
 Longest Auburn Streak: 6 (*18-Present)
 Longest Tennessee Streak: 11 (*29-'30/'46-'47)

TENNESSEE CHATTANOOGA (2-2)

Feb. 16, 1927	A	L	34	39
Jan. 2, 1962	H	W	67	47
Dec. 17, 1962	H	W	79	37
Dec. 29, 1991	A	L	75	87

TENNESSEE-MARTIN (2-0)

Dec. 7, 1987	H	W	99	77
Mar. 18, 2009	H+	W	87	82

+National Invitation Tournament

TENNESSEE STATE (2-0)

Dec. 19, 2006	H	W	86	59
Nov. 26, 2014	H	W	78	73

TENNESSEE TECH (4-1)

Dec. 8, 1980	H	W	77	62
Dec. 7, 1981	A	W	88	61
Dec. 4, 1982	H	W	74	65
Dec. 21, 1989	HUNTS	L	70	72
Dec. 18, 2012	H	W	81	62

HUNTS—Huntsville, Ala.

TEXAS (1-1)

1910-11		W	45	27
Dec. 16, 1955	MONT	L	76	83

MONT—Montgomery, Ala.

TEXAS A&M (5-12)

Dec. 22, 1961	HOU	L	50	62
Dec. 17, 1990	H	W	95	71
Dec. 4, 1991	A	W	86	83
Dec. 22, 2005	A	L	67	72
Dec. 22, 2006	H	L	58	87
Feb. 20, 2013	H	L	56	65
Mar. 13, 2013	NASH*	L	62	71
Mar. 8, 2014	A	W	69	64
Jan. 27, 2015	H	L	61	71
Feb. 28, 2015	A	L	55	80
Mar. 12, 2015	NASH*	W	66	59
Mar. 1, 2016	H	L	63	81
Feb. 18, 2017	A	L	62	81
Feb. 7, 2018	H	L	80	81
Jan. 16, 2019	A	W	85	66
Mar. 4, 2020	H	L	75	78
Jan., 2, 2021	A	L	66	68

*SEC Tournament; HOU—Houston, Texas; NASH—Nashville, Tenn.

SERIES NOTES

All Games at Auburn: Texas A&M leads 6-1
 All Games at Auburn Arena: Texas A&M leads 5-0
 All Games at BEMC: Series tied 1-1
 All Games at Texas A&M: Texas A&M leads, 4-3
 All Games at Reed Arena: Texas A&M leads 4-2
 Bruce Pearl vs. Texas A&M: 2-7
 Buzz Williams vs. Auburn: 2-0
 All Games at Neutral Sites: Texas A&M leads 2-1
 SEC Tournament Games: Series tied 1-1
 Current Series Streak: 2 by Texas A&M
 Longest Auburn Streak: 2 (*90-'91)
 Longest Texas A&M Streak: 4 (*05-'13)

TEXAS A&M-CORPUS CHRISTI (1-0)

Jan. 2, 2008	H	W	76	58
--------------	---	---	----	----

TEXAS-PAN AMERICAN (1-0)

Jan. 27, 2009	H	W	66	63
---------------	---	---	----	----

TEXAS SOUTHERN (4-0)

Dec. 10, 1988	H	W	109	81
Nov. 24, 1990	H	W	85	77
Dec. 23, 2014	H	W	61	60
Dec. 15, 2021	H	W	80	63

TEXAS TECH (2-2)

Dec. 14, 1962	H	W	86	57
Dec. 19, 1963	A	L	71	83
Dec. 3, 2014	A	L	44	46
Nov. 22, 2016	CAN	W	67	65

CAN—Cancun, Mexico

TEXAS WESLEYAN (1-0)

Dec. 3, 1979	H	W	90	51
--------------	---	---	----	----

TOLEDO (0-2)

Nov. 25, 2000	KC	L (2OT)	90	95
Dec. 22, 2004	CARO	L	65	68

KC—Kansas City, Mo.; CARO—Carolina, Puerto Rico

TOWSON (2-0)

Dec. 1, 1980	H	W	87	63
Dec. 29, 2007	H	W	79	59

TROY (11-1)

1948-49	H	W	69	44
Dec. 13, 1949	H	W	77	40
Nov. 27, 1950	H	W	96	57
Nov. 27, 1951	H	W	83	58
Dec. 5, 1959	H	W	72	46
Dec. 11, 1991	H	W	141	116
Dec. 9, 1993	H	W	113	86
Dec. 14, 1994	H	W	95	71
Dec. 22, 2002	CAG	W	94	66
Nov. 10, 2006	H	W	71	68
Dec. 4, 2009	H	L	77	81
Dec. 19, 2021	H	W	77	41

CAG—Caguas, Puerto Rico

TULANE (33-25)

Jan. 19, 1906	H	W	27	7
1906-07		W	35	15
Jan. 18, 1909	H	W	29	15
Jan. 25, 1924		L	19	32
Jan. 26, 1924		L	22	27
Jan. 5, 1925	A	L	18	33
Jan. 6, 1925	A	L	31	45
Jan. 29, 1926	A	L	30	33
Jan. 30, 1926	A	L	31	52
Jan. 28, 1927	A	W	42	33
Jan. 29, 1927	A	W	35	12
Jan. 30, 1927	H	W	50	11
Feb. 1, 1927	H	W	33	30
Jan. 27, 1928	A	W	32	17
Jan. 28, 1928	A	W	49	31
Feb. 8, 1929	H	L	35	48
Feb. 9, 1929	H	W	40	25
Feb. 11, 1930	A	L	40	45
Feb. 12, 1930	A	L	37	41
Feb. 6, 1931	H	W	44	22
Feb. 7, 1931	H	W	51	35
Feb. 5, 1932	A	L	21	26
Feb. 6, 1932	A	W	42	37
Feb. 3, 1933	H	W	22	19
Feb. 4, 1933	H	L	18	35
Feb. 3, 1934	A	L	18	34
Feb. 4, 1934	A	L	20	30
Mar. 2, 1939	KNOX*	W	43	30
Jan. 24, 1941	H	W	45	41
Feb. 17, 1942	A	L	41	50
Feb. 27, 1942	LOU*	W	45	36
Feb. 8, 1943	H	L	30	50
1945-46	H	L	48	56
1946-47		L	35	66
1947-48	A	L	37	70
Mar. 4, 1948	LOU*	L	40	47
Jan. 31, 1949	H	L	51	56
Feb. 11, 1950	A	W	64	60
Feb. 3, 1951	H	W	92	71
Feb. 18, 1952	A	W	63	61
Feb. 16, 1953	H	L	65	70
Feb. 22, 1954	A	W	65	62
Feb. 21, 1955	H	L	79	90
Feb. 20, 1956	A	L	75	86
Feb. 18, 1957	H	W	78	54
Feb. 17, 1958	A	W	63	49
Feb. 16, 1959	H	W	79	56
Feb. 15, 1960	A	W (OT)	53	51
Feb. 20, 1961	H	W	63	44
Feb. 19, 1962	A	W	81	64
Feb. 18, 1963	H	W	63	61
Feb. 17, 1964	A	W	78	72
Feb. 15, 1965	H	W	87	73
Jan. 11, 1966	A	W	92	58
Dec. 28, 1990	A1	W	84	71
Mar. 13, 1996	H+	L (OT)	73	87
Nov. 9, 2007	A	L	62	77
Jan. 3, 2009	H	W	78	53

*SEC Tournament; +National Invitation Tournament; KNOX—Knoxville, Tenn.; LOU—Louisville, Ky.; A1—New Orleans, La.

TULSA (2-1)				
Dec. 20, 1975	ELP	W	92	74
Mar. 20, 2009	H+	W	74	55
Nov. 24, 2014	LV	L	35	53

+National Invitation Tournament; ELP—El Paso, Texas; LV—Las Vegas, Nev.

TUSKEGEE (1-0)				
Dec. 17, 2008	H	W	75	32

UAB (11-10)				
Nov. 26, 1982	BJCC	W	63	61
Dec. 2, 1983	BJCC	L (OT)	62	69
Nov. 30, 1984	BJCC	W	61	59
Dec. 10, 1985	BJCC	L	56	62
Nov. 28, 1986	BJCC	W	68	58
Feb. 25, 1989	BJCC	L	76	105
Dec. 1, 1989	H	L	65	75
Nov. 30, 1990	A	L	65	71
Nov. 29, 1991	BJCC	L	74	88
Feb. 9, 1993	A	W	86	74
Dec. 16, 1993	H	L	65	69
Nov. 30, 1994	A	W	60	54
Dec. 3, 1995	H	L	54	66
Nov. 22, 1996	A	L	57	64
Dec. 20, 1997	BJCC	L	65	71
Dec. 12, 1998	BJCC	W	77	64
Nov. 19, 1999	H	W	65	59
Nov. 13, 2015	H	W	75	74
Dec. 3, 2016	A	W	74	70
Dec. 9, 2017	H	W	85	80
Dec. 15, 2018	BJCC	W (OT)	75	71

UCF (4-2)				
Dec. 22, 1985	A	W	78	49
Dec. 29, 1988	A	W	95	68
Nov. 14, 1997	A	W	70	63
Nov. 19, 1998	H	W	77	42
Nov. 20, 2009	DAY	L	74	84
Nov. 30, 2020	A	L	55	63

DAY—Daytona Beach, Fla.

UNC ASHEVILLE (3-1)				
Dec. 3, 1998	H	W	91	60
Dec. 20, 2001	H	W	83	38
Nov. 12, 2010	H	L (OT)	69	70
Dec. 4, 2018	H	W	67	41

UNLV (1-4)				
Mar. 20, 1986	HOU^	W	70	63
Feb. 1, 1987	H	L	85	104
Dec. 17, 1991	A	L	82	85
Dec. 20, 2003	A	L	69	82
Dec. 12, 2004	H	L (OT)	87	91

^NCAA Tournament; HOU—Houston, Texas

USC-UPSTATE (2-0)				
Dec. 21, 2010	H	W	68	54
Nov. 29, 2016	H	W	90	83

UNC-WILMINGTON (1-1)				
Dec. 19, 1992	A	L	80	91
Nov. 28, 1993	H	W	94	75

UTAH (1-0)				
Dec. 29, 1982	A	W	71	62

UTEP (0-3)				
Dec. 21, 1973	A	L	56	68
Dec. 29, 1986	A	L	82	87
Dec. 25, 2011	HAW	L	76	83

HAW—Honolulu, Hawaii

VANDERBILT (55-88)				
Jan. 28, 1921	A	W	27	7
Feb. 17, 1927	A	L	35	39
Feb. 1, 1928	H	W	62	28
Jan. 26, 1930	H	L	27	29
Jan. 31, 1931	H	L	26	36
Feb. 14, 1931	H	W	42	25
Jan. 9, 1932	A	W	36	23
Jan. 30, 1932	H	W	38	23
Jan. 22, 1933	A	L	24	25
Feb. 9, 1933	H	L	20	21
Jan. 9, 1934	A	L	22	31
Jan. 27, 1934	H	L	33	48
Jan. 11, 1935	A	L	27	37
Jan. 12, 1935	A	L	24	41
Feb. 15, 1935	H	L	25	37
Jan. 9, 1936	A	L	27	47
Jan. 25, 1936	H	L	32	37
Jan. 16, 1939	H	L	39	41
Feb. 16, 1939	A	L	42	49
Jan. 11, 1940	A	L	45	51
Jan. 20, 1940	H	L	46	50
Jan. 25, 1941	H	W	45	44
Feb. 13, 1941	A	L	39	47
Jan. 16, 1942	H	W	35	33
Jan. 26, 1942	A	W	50	45
Feb. 26, 1942	LOU*	W	36	34
Jan. 11, 1943	A	L	39	54
Jan. 23, 1943	H	L	43	48
Jan. 24, 1947	H	L	37	38
Feb. 1, 1947	A	L	58	59
Jan. 21, 1948	H	W	46	41
Feb. 2, 1948	A	L	47	55
Jan. 22, 1949	H	W	48	46
Feb. 5, 1949	A	L	42	52
Jan. 21, 1950	H	L	47	58
Feb. 6, 1950	A	L	51	63
Jan. 6, 1951	A	L	51	61
Jan. 12, 1952	H	L	61	73
Feb. 7, 1953	A	W	71	66
Dec. 30, 1953	A	L	48	96
Feb. 6, 1954	H	W	76	73
Feb. 5, 1955	A	L	74	79
Feb. 27, 1956	H	W	74	65
Feb. 2, 1957	A	L	78	83
Feb. 1, 1958	H	W	77	69
Jan. 31, 1959	A	W	64	61
Jan. 30, 1960	H	W	55	54
Feb. 4, 1961	A	L	53	58
Feb. 3, 1962	H	W	89	68
Feb. 2, 1963	A	W	62	59
Feb. 1, 1964	H	W	81	63
Jan. 30, 1965	A	L	77	105
Mar. 1, 1965	H	L	64	79
Jan. 31, 1966	A	L	63	68
Feb. 14, 1966	H	L	76	91
Dec. 31, 1966	H	W	64	51
Jan. 16, 1967	A	L	65	71
Dec. 4, 1967	A	L	65	78
Jan. 15, 1968	H	L	65	74
Jan. 25, 1969	A	W	92	79
Feb. 22, 1969	H	W	85	75
Jan. 24, 1970	A	W	84	75
Feb. 21, 1970	H	L	74	92
Jan. 23, 1971	A	L	86	107
Feb. 20, 1971	H	W	96	94
Jan. 29, 1972	A	L	77	85
Feb. 26, 1972	H	L	87	93
Jan. 27, 1973	H	W	81	77
Feb. 24, 1973	A	L	70	98
Jan. 19, 1974	A	L	51	96
Feb. 18, 1974	H	L	79	89
Jan. 18, 1975	H	W	93	89
Feb. 17, 1975	A	L	78	85
Jan. 24, 1976	H	L	59	71
Feb. 21, 1976	A	L	72	80
Jan. 17, 1977	H	W	74	69
Feb. 14, 1977	A	W (OT)	76	71
Jan. 7, 1978	H	W	74	61
Feb. 4, 1978	A	L	78	91

Jan. 3, 1979	H	L	55	57
Jan. 27, 1979	A	L	59	66
Feb. 28, 1979	BHAM*	W	59	53
Jan. 9, 1980	A	L	57	66
Feb. 6, 1980	H	L	73	77
Jan. 14, 1981	H	L	81	97
Feb. 11, 1981	A	W	69	55
Jan. 13, 1982	A	L	68	78
Feb. 10, 1982	H	L	60	71
Jan. 17, 1983	A	L	62	64
Feb. 14, 1983	H	W	72	71
Jan. 17, 1984	H	L	71	73
Feb. 13, 1984	A	W	73	67
Mar. 8, 1984	A*	W	59	58
Jan. 30, 1985	A	W	86	80
Mar. 2, 1985	H	W	84	58
Jan. 29, 1986	H	W	97	70
Mar. 1, 1986	A	W	79	65
Jan. 17, 1987	A	L	75	91
Feb. 23, 1987	H	W	91	83
Jan. 23, 1988	H	L	71	75
Feb. 24, 1988	A	W	81	68
Dec. 14, 1988	A	L	77	93
Feb. 22, 1989	H	L	62	77
Jan. 20, 1990	H	W	82	79
Feb. 20, 1990	A	W	87	74
Jan. 16, 1991	H	L	59	80
Feb. 16, 1991	A	L	70	90
Feb. 4, 1992	A	L	83	89
Jan. 30, 1993	H	L	70	73
Feb. 9, 1994	A	L	60	84
Mar. 10, 1994	MEM*	W	81	56
Feb. 8, 1995	H	L	59	77
Jan. 31, 1996	A	L	62	76
Mar. 7, 1996	NO*	W	68	65
Feb. 15, 1997	H	L	61	75
Feb. 18, 1998	A	L	66	82
Feb. 17, 1999	H	W	81	63
Feb. 16, 2000	A	W	86	80
Mar. 3, 2001	H	W	69	66
Jan. 16, 2002	A	L	67	73
Jan. 8, 2003	H	W	62	59
Jan. 7, 2004	A	L	53	59
Feb. 16, 2005	H	L	43	67
Mar. 10, 2005	ATL*	W	77	73
Jan. 7, 2006	A	L	50	74
Mar. 9, 2006	NASH*	L	71	76
Jan. 6, 2007	H	W	68	65
Feb. 2, 2008	A	L	71	78
Mar. 13, 2008	ATL*	L	82	93
Jan. 31, 2009	H	L	75	82
Jan. 23, 2010	A	L	74	82
Feb. 19, 2011	H	L	60	77
Jan. 7, 2012	A	L	35	65
Jan. 23, 2013	A	L	61	73
Mar. 2, 2013	H	L	55	62
Feb. 22, 2014	H	L	59	67
Jan. 6, 2015	A	L	52	64
Jan. 12, 2016	A	L	57	75
Feb. 13, 2016	H	L	57	86
Jan. 4, 2017	A	L	61	80
Feb. 3, 2018	H	W	93	81
Feb. 16, 2019	A	W	64	53
Jan. 8, 2020	H	W	83	79
Feb. 9, 2021	A	W	73	67

*SEC Tournament; LOU—Louisville, Ky.; BHAM—Birmingham, Ala.; MEM—Memphis, Tenn.; NO—New Orleans, La.; ATL—Atlanta, Ga.; NASH—Nashville, Tenn.

SERIES NOTES

All Games at Auburn: Vanderbilt leads 36-31
 All Games at Auburn Arena: Vanderbilt leads 4-2
 All Games at BEMC: Vanderbilt leads 18-15
 All Games at Vanderbilt: Vanderbilt leads 51-19
 All Games at Memorial Gym: Vanderbilt leads 38-15
 Bruce Pearl vs. Vanderbilt: 12-8
 Jerry Stackhouse vs. Auburn: 0-2
 All Games at Neutral Sites: Auburn leads 5-1
 SEC Tournament Games: Auburn leads 6-2
 Current Series Streak: 4 by Auburn
 Longest Auburn Streak: 6 ('83-'84/'85-'86)
 Longest Vanderbilt Streak: 13 ('32-'33/'39-'40/'08-'17)

VCU (4-1)				
Mar. 3, 1975	H	W	117	72
Dec. 16, 1976	A	W	109	59
Dec. 21, 1984	CHAT	L	59	78
Dec. 5, 1987	H	W	93	80
Dec. 20, 1988	A	W	85	79

CHAT—Chattanooga, Tenn.

VILLANOVA (2-2)				
Dec. 28, 1983	JACK	W	95	83
Dec. 29, 1987	ATL	W	65	64
Dec. 28, 1988	ORL	L	83	84
Dec. 27, 1990	NO	L	71	88

JACK—Jacksonville, Fla.; ATL—Atlanta, Ga.; ORL—Orlando, Fla.; NO—New Orleans, La.

VIRGINIA (4-4)				
1919-20	A	W	27	21
Feb. 18, 1925	ATL&	L	27	29
Feb. 27, 1931	ATL&	W	33	26
Dec. 8, 2001	BHAM	L	72	77
Dec. 3, 2004	RICH	L	87	89
Dec. 20, 2008	A	W	58	56
Dec. 7, 2009	H	W	68	67
Apr. 6, 2019	MINN^	L	62	63

&Southern Conference Tournament; ^NCAA Tournament; ATL—Atlanta, Ga.; BHAM—Birmingham, Ala.; RICH—Richmond, Va.; MINN—Minneapolis, Minn.

VMI (0-2)				
1919-20	A	L	19	45
Feb. 6, 1926	A	L	25	41

VIRGINIA TECH (6-2)				
1919-20	A	L	20	26
Feb. 25, 1927	ATL&	W	38	33
Dec. 16, 1960	BHAM	W	76	73
Dec. 16, 1961	BHAM	W	77	63
Dec. 29, 1967	OKC	W	76	61
Dec. 8, 1973	H	W	76	74
Dec. 14, 1974	A	L	82	83
Dec. 21, 1999	SANJ	W	73	63

&Southern Conference Tournament; ATL—Atlanta, Ga.; BHAM—Birmingham, Ala.; OKC—Oklahoma City, Okla.; SANJ—San Juan, Puerto Rico

WAKE FOREST (4-3)				
1907-08		W	38	13
Dec. 19, 1956	CHAR	L	48	58
Dec. 7, 1957	COL	W	78	66
Dec. 9, 1967	A	W	66	63
Dec. 6, 1969	H	L	81	95
Dec. 27, 1983	JACK	L	67	76
Mar. 23, 2003	TAM^	W	68	62

^NCAA Tournament; CHAR—Charlotte, N.C.; COL—Columbus, Ga.; JACK—Jacksonville, Fla.; TAM—Tampa, Fla.

WASHINGTON (1-0)				
Nov. 9, 2018	H	W	88	66

WASHINGTON (ST. LOUIS) (0-1)				
1947-48		L	29	59

WASHINGTON & LEE (1-1)				
1919-20	A	L	10	34
Dec. 17, 1954	MONT	W	91	81

MONT—Montgomery, Ala.

WEBER STATE (1-0)				
Dec. 13, 1997	PROVO	W	63	58

PROVO—Provo, Utah

WEST ALABAMA (2-0)				
1948-49		W	49	44
Dec. 1, 1960	H	W	90	50

WEST FLORIDA (1-0)				
Dec. 12, 1994	H	W	96	59

WEST POINT ATHLETIC CLUB (2-0)				
1919-20	A	W	38	8
1922-23		W	25	18

WEST VIRGINIA (2-2)				
Dec. 29, 1984	A	W	59	58
Nov. 22, 1985	HART	L	58	75
Dec. 3, 1985	H	W	84	59
Dec. 5, 2007	BHAM	L	59	88

HART—Hartford, Conn.; BHAM—Birmingham, Ala.

WESTERN CAROLINA (4-0)				
Dec. 4, 1973	H	W	95	85
Dec. 9, 1974	H	W	85	77
Dec. 3, 1975	A	W	88	76
Dec. 15, 1996	H	W	80	55

WEST GEORGIA (1-0)				
Jan. 5, 2010	H	W	96	72

WESTERN KENTUCKY (1-3)				
Dec. 16, 1972	LA	L	72	87
Dec. 7, 1985	A	L	58	71
Dec. 1, 2002	NASH	L	70	89
Nov. 21, 2003	H	W	86	64

LA—Los Angeles, Calif.; NASH—Nashville, Tenn.

WESTERN MICHIGAN (0-1)				
Dec. 17, 2002	H	L	54	72

WETUMPKA ATHLETIC CLUB (3-0)				
1907-08	H	W	47	11
1909-10	H	W	56	12
Jan. 17, 1914	H	W	82	17

WHITE'S BUSINESS COLLEGE (1-0)				
1927-28	H	W	92	13

WILLIAM & MARY (0-1)				
Dec. 29, 1981	DUR	L	48	58

DUR—Durham, N.C.

WINSTON-SALEM STATE (1-0)				
Nov. 17, 2006	H	W	95	62

WINTHROP (5-1)				
Dec. 30, 1996	H	W	80	55
Mar. 11, 1999	INDY^	W	80	41
Dec. 29, 2005	H	W	64	62
DEC. 22, 2012	H	L	67	74
Dec. 17, 2014	H	W	80	62
Nov. 24, 2017	H	W	119	85

^NCAA Tournament; INDY—Indianapolis, Ind.

WISCONSIN (0-1)				
Nov. 25, 2006	SOPA	L	63	77

SOPAD—South Padre Island, Texas

WOFFORD (6-2)				
1922-23		W	42	19
1922-23		L	19	20
Dec. 19, 1995	H	W	73	56
Nov. 25, 1997	H	W	68	51
Dec. 15, 1998	H	W	79	51
Nov. 22, 2002	H	W	81	63
Dec. 5, 2004	H	L	78	85
Dec. 16, 2006	H	W	86	76

WYOMING (1-0)				
Dec. 19, 1958	BHAM	W	70	47

BHAM—Birmingham, Ala.

XAVIER (5-5)				
Dec. 28, 1962	NO	W	64	57
Dec. 28, 1968	MOB	W	75	73
Dec. 29, 1970	NOR	W	86	73
Dec. 18, 1971	BHAM	L	60	71
Dec. 19, 1972	A	L	60	67
Jan. 6, 2008	H	L	57	80
Dec. 3, 2008	A	L	74	81
Dec. 20, 2014	H	W (2OT)	89	88
Dec. 19, 2015	A	L	61	85
Nov. 19, 2018	MAUI	W (OT)	88	79

NO—New Orleans, La.; MOB—Mobile, Ala.; NOR—Norfolk, Va.; BHAM—Birmingham, Ala.; MAUI—Maui, Hawaii

YOUNGSTOWN STATE (1-0)				
Dec. 8, 1983	MOB	W	78	52

MOB—Mobile, Ala.

YEAR-BY-YEAR/COACHING RECORDS

WAREAGLE

AUBURN MEN'S BASKETBALL

Year	Coach	Won	Overall Lost	Tied	Pct.	Won	SEC Lost	Pct.	Finish
1905-06	Mike Donahue	5	1	1	.786				
1906-07	Mike Donahue	4	2		.667				
1907-08	Mike Donahue	6	5		.545				
1908-09	Mike Donahue	4	3		.571				
1909-10	Mike Donahue	11	6		.647				
1910-11	Mike Donahue	3	5		.375				
1911-12	Mike Donahue	2	6		.250				
1912-13	Mike Donahue	6	9		.400				
1913-14	Mike Donahue	3	10		.231				
1914-15	Mike Donahue	3	5		.375				
1915-16	Mike Donahue	3	5		.375				
1916-17	Mike Donahue	2	2		.500				
1917-18	Mike Donahue	2	3		.400				
1918-19	Mike Donahue	4	3		.571				
1919-20	Mike Donahue	11	7		.611				
1920-21	Mike Donahue	5	8		.385				
1921-22	Wilbur Hutsell	5	8		.385				
1922-23	Wilbur Hutsell	7	7		.500				
1923-24	Wilbur Hutsell	4	9		.308				
1924-25	Herb Bunker	3	11		.214				
1925-26	Mike Papke	5	10		.333				
1926-27	Mike Papke	13	6		.684				
1927-28	Mike Papke	20	2		.909				
1928-29	George Bohler	6	15		.286				
1929-30	Hal Lee	1	10		.091				
1930-31	Sam McAllister	9	6		.600				
1931-32	Sam McAllister	12	3		.800				
1932-33	Sam McAllister	4	9		.308	4	7	.364	9th
1933-34	Ralph Jordan	2	11		.154	2	9	.182	12th
1934-35	Ralph Jordan	4	13		.235	3	9	.250	11th
1935-36	Ralph Jordan	10	7		.588	7	4	.636	5th
1936-37	Ralph Jordan	11	4		.733	7	4	.636	4th
1937-38	Ralph Jordan	14	5		.737	6	3	.667	4th
1938-39	Ralph Jordan	16	6		.727	8	4	.667	5th
1939-40	Ralph Jordan	7	10		.412	6	7	.462	8th
1940-41	Ralph Jordan	13	6		.684	6	5	.545	7th
1941-42	Ralph Jordan	11	6		.647	9	5	.643	5th
1942-43	Bob Evans	1	14		.067	1	12	.083	11th
1943-44	No Team								
1944-45	Bob Evans	3	14		.176	2	6	.250	9th
1945-46	Ralph Jordan	7	9		.438	7	6	.538	5th
1946-47	V.J. Edney	3	18		.143	1	15	.063	12th
1947-48	Danny Doyle	12	10		.545	7	7	.500	4th
1948-49	Danny Doyle	9	15		.375	5	11	.313	10th
1949-50	Joel Eaves	17	7		.708	12	6	.667	3rd
1950-51	Joel Eaves	12	10		.545	6	8	.429	5th
1951-52	Joel Eaves	14	12		.538	6	8	.429	9th
1952-53	Joel Eaves	13	8		.619	6	7	.462	5th
1953-54	Joel Eaves	16	8		.667	8	6	.571	5th
1954-55	Joel Eaves	11	9		.550	6	8	.429	8th
1955-56	Joel Eaves	11	10		.523	8	6	.571	4th
1956-57	Joel Eaves	13	8		.619	8	6	.571	6th
1957-58	Joel Eaves	16	6		.727	11	3	.786	2nd
1958-59	Joel Eaves	20	2		.909	12	2	.857	2nd
1959-60	Joel Eaves	19	3		.864	12	2	.857	SEC Champs
1960-61	Joel Eaves	15	7		.682	8	6	.571	5th
1961-62	Joel Eaves	18	6		.750	11	3	.786	3rd
1962-63	Joel Eaves	18	4		.818	10	4	.714	2nd
1963-64	Bill Lynn	11	12		.478	6	8	.429	10th
1964-65	Bill Lynn	16	9		.640	11	5	.688	3rd
1965-66	Bill Lynn	16	10		.615	8	8	.500	7th
1966-67	Bill Lynn	17	8		.680	12	6	.667	4th
1967-68	Bill Lynn	13	13		.500	8	10	.444	6th
1968-69	Bill Lynn	15	10		.600	10	8	.556	4th
1969-70	Bill Lynn	15	11		.577	11	7	.611	3rd
1970-71	Bill Lynn	11	15		.423	8	10	.445	6th
1971-72	Bill Lynn	10	16		.385	6	12	.333	7th

Year	Coach	Won	Overall Lost	Tied	Pct.	Won	SEC Lost	Pct.	Finish
1972-73	Bill Lynn	6	20		.222	4	14	.222	9th
1973-74	Bob Davis	10	16		.385	5	13	.278	9th
1974-75	Bob Davis	18	8		.692	12	6	.667	3rd
1975-76	Bob Davis	16	10		.615	11	7	.611	4th
1976-77	Bob Davis	13	13		.500	6	12	.333	7th
1977-78	Bob Davis	13	14		.481	8	10	.444	5th
1978-79	Sonny Smith	13	16		.448	5	13	.278	9th
1979-80	Sonny Smith	10	18		.357	5	13	.278	9th
1980-81	Sonny Smith	11	16		.407	4	14	.222	9th
1981-82	Sonny Smith	14	14		.500	7	11	.389	7th
1982-83	Sonny Smith	15	13		.536	8	10	.444	8th
1983-84	Sonny Smith	20	11		.645	12	6	.667	2nd
1984-85	Sonny Smith	22	12		.647	8	10	.444	7th
1985-86	Sonny Smith	22	11		.667	13	5	.722	2nd
1986-87	Sonny Smith	18	13		.581	9	9	.500	5th
1987-88	Sonny Smith	19	11		.633	11	7	.611	2nd
1988-89	Sonny Smith	9	19		.321	2	16	.111	10th
1989-90	Tommy Joe Eagles	13	18		.419	8	10	.444	6th
1990-91	Tommy Joe Eagles	13	16		.448	5	13	.278	7th
1991-92	Tommy Joe Eagles	12	15		.444	5	11	.313	5th-Western
1992-93	Tommy Joe Eagles	15	12		.556	8	8	.500	3rd-Western
1993-94	Tommy Joe Eagles	11	17		.393	3	13	.188	6th-Western
1994-95	Cliff Ellis	16	13		.552	7	9	.438	4th-Western
1995-96	Cliff Ellis	19	13		.594	6	10	.375	t-4th-Western
1996-97	Cliff Ellis	16	15		.516	6	10	.375	t-3rd-Western
1997-98	Cliff Ellis	16	14		.533	7	9	.438	3rd-Western
1998-99	Cliff Ellis	29	4		.879	14	2	.875	SEC Champs
1999-2000	Cliff Ellis	24	10		.706	9	7	.563	2nd-Western
2000-01	Cliff Ellis	18	14		.563	7	9	.438	t-4th-Western
2001-02	Cliff Ellis	12	16		.429	4	12	.250	6th-Western
2002-03	Cliff Ellis	22	12		.647	8	8	.500	t-2nd-Western
2003-04	Cliff Ellis	14	14		.500	5	11	.313	t-4th-Western
2004-05	Jeff Lebo	14	17		.452	4	12	.250	t-5th-Western
2005-06	Jeff Lebo	12	16		.429	4	12	.250	t-5th-Western
2006-07	Jeff Lebo	17	15		.531	7	9	.438	t-3rd-Western
2007-08	Jeff Lebo	14	16		.467	4	12	.250	6th-Western
2008-09	Jeff Lebo	24	12		.667	10	6	.625	2nd-Western
2009-10	Jeff Lebo	15	17		.469	6	10	.375	t-4th-Western
2010-11	Tony Barbee	11	20		.355	4	12	.250	5th-Western
2011-12	Tony Barbee	15	16		.484	5	11	.313	t-10th
2012-13	Tony Barbee	9	23		.281	3	15	.167	14th
2013-14	Tony Barbee	14	16		.467	6	12	.333	12th
2014-15	Bruce Pearl	15	20		.429	4	14	.222	13th
2015-16	Bruce Pearl	11	20		.355	5	13	.278	13th
2016-17	Bruce Pearl ##	6	14		.300	0	11	.000	11th
2017-18	Bruce Pearl	26	8		.765	13	5	.722	SEC Champs
2018-19	Bruce Pearl	30	10		.750	11	7	.611	t-4th
2019-20	Bruce Pearl	25	6		.806	12	6	.667	t-2nd
2020-21	Bruce Pearl	13	14		.481	7	11	.389	t-10th

COACHING RECORDS

Years	Coach	Seasons	Won	Overall Lost	Tied	Pct.	Won	SEC Lost	Pct.
1905-06 to 1920-21	Mike Donahue	16	74	80	1	.481			
1921-22 to 1923-24	Wilbur Hutsell	3	16	24		.421			
1924-25	Herb Bunker	1	3	11		.214			
1925-26 to 1927-28	Mike Papke	3	38	18		.679			
1928-29	George Bohler	1	6	15		.286			
1929-30	Hal Lee	1	1	10		.091			
1930-31 to 1932-33	Sam McAllister	3	25	18		.581	4	7	.364
1933-34 to 1941-42, 1945-46	Ralph Jordan	10	95	77		.552	61	56	.521
1942-43, 1944-45	Bob Evans	2	4	28		.125	3	18	.143
1946-47	V.J. Edney	1	3	18		.143	1	15	.063
1947-48 to 1948-49	Danny Doyle	2	21	25		.457	12	18	.400
1949-50 to 1962-63	Joel Eaves	14	213	100		.681	124	75	.623
1963-64 to 1972-73	Bill Lynn	10	130	124		.512	84	88	.488
1973-74 to 1977-78	Bob Davis	5	70	61		.534	42	48	.467
1978	Paul Lambert		2 months						
1978-79 to 1988-89	Sonny Smith	11	173	154		.529	84	114	.424
1989-90 to 1993-94	Tommy Joe Eagles	5	64	78		.451	29	55	.345
1994-95 to 2003-04	Cliff Ellis	10	186	125		.598	73	87	.456
2004-05 to 2009-10	Jeff Lebo	6	96	93		.508	35	61	.365
2010-11 to 2013-14	Tony Barbee	4	49	75		.395	18	50	.264
2014-15 to Present	Bruce Pearl ##	7	126	92		.578	41	60	.406
TOTALS		115 (87 SEC)	1393	1226	1	.532	622	759	.450

Does not include 12 wins, 7 SEC wins vacated by NCAA Committee on Infractions



100-POINT GAMES

#WREAGLE

AUBURN MEN'S BASKETBALL

AUBURN 100-POINT GAMES BY DATE			
1/2/57	Howard	W	101-70
12/30/57	Howard	W	106-47
12/2/58	Jacksonville State	W	111-54
12/27/58	Florence State	W	104-78
2/14/59	LSU	W	115-67
12/7/59	Howard	W	104-57
12/3/63	Howard	W	102-44
12/29/64	vs. Furman	W	107-86
2/13/65	LSU	W	101-60
12/1/66	The Citadel	W	105-83
2/14/70	Alabama	W	121-78
12/29/71	at Furman	W	103-78
2/12/72	at Florida	W	103-100
1/6/75	Ole Miss	W	104-86
2/24/75	LSU	W	110-94
3/3/75	VCU	W	117-72
1/3/76	at LSU	W	102-86
3/8/76	Ole Miss	W	103-88
12/16/77	at VCU	W	109-59
12/10/77	vs. Oklahoma State	W	112-94
3/6/78	Tennessee	W	107-94
12/13/80	Eckerd College	W	106-66
12/21/81	Cal State-Chico	W	104-61
12/18/82	Florida International	W	115-77
12/19/83	Eastern Kentucky	W	100-60
12/11/86	Austin Peay	W	115-93
12/13/86	Southwestern Louisiana	W	107-91
3/1/87	LSU	W	100-62
11/27/87	vs. South Alabama	W	120-67
12/12/87	at Illinois	L (OT)	103-107
12/10/88	Texas Southern	W	109-81
11/25/91	SIU Edwardsville	W	109-86
12/11/91	Troy State	W	141-116
12/28/91	vs. Eastern Kentucky	W	104-92
2/29/92	Ole Miss	W	110-84
1/23/93	at #8 Arkansas	W	100-89
12/9/93	Troy State	W	113-86
12/18/93	at Old Dominion	W	101-87
1/15/94	#3 Arkansas	L	105-117
2/12/94	LSU	W	111-83
12/17/94	Alabama State	W	102-62
1/14/95	#4 Arkansas	W	104-90
1/6/96	Arkansas	W	101-76
11/13/98	Southwestern Louisiana	W	114-60
2/13/99	Alabama	W	102-61
11/21/99	Arkansas-Pine Bluff	W	100-44
12/20/99	at Puerto Rico-Mayaguez	W	109-52
1/2/00	Stony Brook	W	100-45
12/5/00	Grambling	W	104-60
12/16/00	vs. Oregon	W	101-97
11/26/02	Georgia State	W	100-71
11/29/03	vs. Grambling State	W	105-56
11/21/14	Louisiana	W	105-80
11/27/15	Northwestern State	W	119-81
12/15/16	Coastal Carolina	W	117-72
11/10/17	Norfolk State	W	102-74
11/24/17	Winthrop	W	119-85
11/6/18	South Alabama	W	101-58
11/14/18	Mississippi College	W	103-52
11/15/19	CSUN	W	116-70
1/23/21	at South Carolina	W	109-86

AUBURN 100-POINT GAMES BY POINTS			
12/11/91	Troy State	W	141-116
2/14/70	Alabama	W	121-78
11/27/87	vs. South Alabama	W	120-67
11/24/17	Winthrop	W	119-85
11/27/15	Northwestern State	W	119-81
12/15/16	Coastal Carolina	W	117-72
3/3/75	VCU	W	117-72
11/15/19	CSUN	W	116-70
12/11/86	Austin Peay	W	115-93
12/18/82	Florida International	W	115-77
2/14/59	LSU	W	115-67
11/13/98	Southwestern Louisiana	W	114-60
12/9/93	Troy State	W	113-86
12/10/77	vs. Oklahoma State	W	112-94
2/12/94	LSU	W	111-83
12/2/58	Jacksonville State	W	111-54
2/29/92	Ole Miss	W	110-84
2/24/75	LSU	W	110-94
1/23/21	at South Carolina	W	109-86
12/20/99	at Puerto Rico-Mayaguez	W	109-52
11/25/91	SIU Edwardsville	W	109-86
12/10/88	Texas Southern	W	109-81
12/16/77	at VCU	W	109-59
12/13/86	Southwestern Louisiana	W	107-91
3/6/78	Tennessee	W	107-94
12/29/64	vs. Furman	W	107-86
12/13/80	Eckerd College	W	106-66
12/30/57	Howard	W	106-47
11/21/14	Louisiana	W	105-80
11/29/03	vs. Grambling State	W	105-56
1/15/94	#3 Arkansas	L	105-117
12/1/66	The Citadel	W	105-83
12/5/00	Grambling	W	104-60
1/14/95	#4 Arkansas	W	104-90
12/28/91	vs. Eastern Kentucky	W	104-92
1/6/75	Ole Miss	W	104-86
12/21/81	Cal State-Chico	W	104-61
12/7/59	Howard	W	104-57
12/27/58	Florence State	W	104-78
11/14/18	Mississippi College	W	103-52
12/12/87	at Illinois	L (OT)	103-107
3/8/76	Ole Miss	W	103-88
2/12/72	at Florida	W	103-100
12/29/71	at Furman	W	103-78
11/10/17	Norfolk State	W	102-74
2/13/99	Alabama	W	102-61
12/17/94	Alabama State	W	102-62
1/3/76	at LSU	W	102-86
12/3/63	Howard	W	102-44
11/6/18	South Alabama	W	101-58
12/16/00	vs. Oregon	W	101-97
1/6/96	Arkansas	W	101-76
12/18/93	at Old Dominion	W	101-87
2/13/65	LSU	W	101-60
1/2/57	Howard	W	101-70
11/26/02	Georgia State	W	100-71
1/2/00	Stony Brook	W	100-45
11/21/99	Arkansas-Pine Bluff	W	100-44
1/23/93	at #8 Arkansas	W	100-89
3/1/87	LSU	W	100-62
12/19/83	Eastern Kentucky	W	100-60

OPPONENT 100-POINT GAMES BY DATE			
2/27/54	vs. Kentucky	L	79-109
2/25/57	at Kentucky	L	85-103
1/30/65	at Vanderbilt	L	77-105
1/29/66	at Kentucky	L	78-115
2/3/69	at Kentucky	L	93-105
3/2/70	at #1 Kentucky	L	81-102
12/12/70	at Ole Miss	L	96-108
1/9/71	LSU	L	92-106
1/23/71	at Vanderbilt	L	86-107
2/1/71	at #11 Kentucky	L	76-114
2/15/71	at LSU	L	94-114
3/1/71	#10 Kentucky	L	83-102
12/16/71	at Louisiana Tech	L	82-107
2/12/72	at Florida	W	103-100
3/6/72	at Kentucky	L	67-102
12/18/72	at Dayton	L	63-106
2/10/75	at #5 Kentucky	L	76-119
12/17/77	at Iona College	L	82-105
1/9/78	#1 Kentucky	L	77-101
2/6/78	at #1 Kentucky	L	81-104
2/20/78	LSU	L (OT)	95-101
2/4/81	at #6 Kentucky	L	74-102
2/1/87	#3 UNLV	L	85-104
2/14/87	at Tennessee	L	84-103
3/14/87	vs. #3 Indiana	L	90-107
12/12/88	at Illinois	L (OT)	103-107
3/19/88	vs. #8 Oklahoma	L	87-107
1/7/89	at LSU	L	77-104
2/8/89	#19 LSU	L	91-104
2/25/89	at UAB	L	76-105
11/26/89	at Alaska-Anchorage	L	94-109
3/2/91	at #13 Kentucky	L	93-114
12/11/91	Troy State	W	141-116
12/21/91	vs. South Alabama	L	87-107
1/4/92	at #16 Arkansas	L	92-110
12/28/93	vs. #7 Michigan	L	81-102
1/15/94	#3 Arkansas	L	105-117
2/21/98	at Arkansas	L	83-107
2/24/99	at Arkansas	L	88-104
1/25/00	at #11 Tennessee	L	76-105
3/2/04	at #5 Mississippi State	L	91-105
2/15/06	at #8 Tennessee	L	89-105
12/20/10	Sam Houston State	L	89-107
11/15/13	Northwestern State	L	92-111
2/10/15	#23 Arkansas	L	87-101
2/21/15	at #1 Kentucky	L	75-110
2/14/17	#13 Florida	L	95-114
2/20/21	at LSU	L	80-104

100- POINT GAMES/OVERTIME RECORDS

OPPONENT 100-POINT GAMES BY POINTS

2/10/75	at #5 Kentucky	L	76-119
1/15/94	#3 Arkansas	L	105-117
12/11/91	Troy State	W	141-116
1/29/66	at #2 Kentucky	L	78-115
2/14/17	#13 Florida	L	95-114
3/2/91	at #13 Kentucky	L	93-114
2/15/71	at LSU	L	94-114
2/1/71	at #11 Kentucky	L	76-114
11/15/13	Northwestern State	L	92-111
2/21/15	at #1 Kentucky	L	75-110
1/4/92	at #16 Arkansas	L	92-110
11/26/89	at Alaska-Anchorage	L	94-109
2/27/54	vs. #2 Kentucky	L	79-109
12/12/70	at Ole Miss	L	96-108
12/20/10	Sam Houston State	L	89-107
2/21/98	at Arkansas	L	83-107
12/21/91	vs. South Alabama	L	87-107
3/19/88	vs. #8 Oklahoma	L	87-107
12/12/88	at Illinois	L (OT)	103-107
3/14/87	vs. #3 Indiana	L	90-107
12/16/71	at Louisiana Tech	L	82-107
1/23/71	at Vanderbilt	L	86-107
12/18/72	at Dayton	L	63-106
1/9/71	LSU	L	92-106
2/15/06	at #8 Tennessee	L	89-105
3/2/04	at #5 Mississippi State	L	91-105
1/25/00	at #11 Tennessee	L	76-105
2/25/89	at UAB	L	76-105
12/17/77	at Iona College	L	82-105
2/3/69	at #5 Kentucky	L	93-105
1/30/65	at Vanderbilt	L	77-105
2/20/21	at LSU	L	80-104
2/24/99	at Arkansas	L	88-104
2/8/89	#19 LSU	L	91-104
1/7/89	at LSU	L	77-104
2/1/87	#3 UNLV	L	85-104
2/6/78	at #1 Kentucky	L	81-104
2/14/87	at Tennessee	L	84-103
2/25/57	at #3 Kentucky	L	85-103
12/28/93	vs. #7 Michigan	L	81-102
2/4/81	at #6 Kentucky	L	74-102
3/6/72	at Kentucky	L	67-102
3/1/71	#10 Kentucky	L	83-102
3/2/70	at #1 Kentucky	L	81-102
2/10/15	#23 Arkansas	L	87-101
2/20/78	LSU	L (OT)	95-101
1/9/78	#1 Kentucky	L	77-101
2/12/72	at Florida	W	103-100

OVERTIME RECORDS

1906-07	Columbus YMCA	W	29-27
1920-21	Mercer	W	36-31
1923-24	Birmingham Ath. Club	W	32-36
1926-27	at Georgia Tech	L	20-22
1930-31	North Carolina State	W	30-28
1939-40	Georgia Tech	W	39-38
1950-51	Georgia	W	69-68
	Florida	W	83-77
1953-54	at Howard	W	70-63
1955-56	at Rice (2 OT)	L	80-82
	Georgia Tech	W	77-74
1956-57	vs. Alabama	W	92-88
	at Georgia Tech	L	67-76
	vs. Alabama (2 OT)	L	79-81
1959-60	at Tulane	W	53-51
	at Alabama	W	63-61
1960-61	Georgia Tech	L	43-48
	at Alabama	L	66-71
1962-63	at Florida State (2 OT)	W	77-70
	at Houston	W	71-69
	vs. Alabama	W	81-78
	Georgia	W	70-67
	vs. Alabama	W	74-67
1963-64	at Miss. State	W	64-63
	at Ole Miss	L	58-59
1965-66	at Columbia	W	76-75
1966-67	at Georgia Tech	L	76-78
	at Mississippi State	L	55-59
	at Alabama	W	99-96
1967-68	Tennessee	L	54-63
1968-69	Florida	W	81-80
1969-70	at Mississippi State	W	71-69
1972-73	at Georgia	L	72-84
	Florida	L	74-76
1973-74	Kentucky	W	99-97
1974-75	at Georgia	L	90-93
1975-76	at SMU	L	85-87
	Kentucky	W	91-84
	Tennessee	W	73-72
1976-77	at Vanderbilt	W	76-71
1977-78	LSU	L	95-101
	at Mississippi State	L	82-83
1978-79	Kentucky	L	83-86
	at Florida	W	93-92
	Ole Miss (2 OT)	W	56-54
	vs. Georgia (4 OT)	W	95-91
1979-80	vs. Arkansas State	L	62-69
	Alabama	L	46-50
	at Georgia	W	69-65
1980-81	vs. Air Force	L	46-48
	vs. Florida	L	48-50
1981-82	Kentucky	W	83-81
	vs. Mississippi State	W	38-36
1983-84	at UAB	L	62-69
1984-85	Kentucky	L	47-49
	at Florida	W	81-78
	at Alabama (2 OT)	L	72-74
	vs. Alabama	W	53-49
1985-86	at Southwestern Louisiana	L	64-66
	at Georgia	W	87-86
1986-87	Georgia	W	62-58
1987-88	at Illinois	L	103-107
1990-91	at Georgia (2 OT)	W	59-58

	Florida	L	84-87
1993-94	Georgia	L	80-83
	Mississippi State	L	86-91
	at Ole Miss (2 OT)	L	85-88
1995-96	Mississippi State	L	75-78
	Tulane (NIT)	L	73-87
1996-97	vs. Colorado	L	72-78
	at Hawaii-Hilo	W	98-92
1997-98	Mississippi State	W	68-66
	at Marquette (NIT)	L	60-75
1999-00	at Ole Miss	L	77-79
	vs. South Carolina	W	77-72
2000-01	vs. Toledo (2 OT)	L	90-95
	vs. Oregon	W	101-97
	Tennessee (2 OT)	L	88-96
	at Georgia	L	80-85
	Alabama	W	72-69
2002-03	vs. St. Joe's (NCAA)	W	65-63
2003-04	South Carolina	L	51-53
2004-05	Colorado State	W	79-76
	UNLV	L	87-91
	Florida	L	78-84
2006-07	Nicholls State	W	92-87
2008-09	vs. Dayton	L	59-60
2009-10	at Arkansas	L	79-82
	at Mississippi State	L	75-85
2010-11	UNC Asheville	L	69-70
	Georgia Southern	W	88-84
	at Georgia	L	72-81
2011-12	Ole Miss (2 OT)	W	69-68
	at LSU	L	58-65
2012-13	Rhode Island (2 OT)	L	72-78
	at Arkansas (2 OT)	L	80-88
	at Mississippi State	L	71-74
2014-15	Xavier (2 OT)	W	89-88
	vs. LSU (SEC)	W	73-70
2015-16	vs. Middle Tennessee	L	81-88
2016-17	vs. UConn	W	70-67
	vs. Missouri (SEC)	L	83-86
2018-19	vs. Xavier	W	88-79
	at UAB	W	75-71
	vs. Kentucky (NCAA)	W	77-71
2019-20	Furman	W	81-78
	at Ole Miss (2 OT)	W	83-82
	at Arkansas	W	79-76
	LSU	W	91-90
	Alabama	W	95-91
2020-21	vs. St. Joseph's	W	96-91
	Ole Miss	L	84-86

Won 58, Lost 54 (.517)

AUBURN IN THE TOP 25

#WREAGLE

AUBURN MEN'S BASKETBALL

1954-55

Jan. 10 20th

1957-58

Feb. 24 20th
March 3 16th
March 10 16th

1958-59

Dec. 8 12th
Dec. 15 13th
Dec. 22 8th
Dec. 29 9th
Jan. 5 6th
Jan. 12 5th
Jan. 19 5th
Jan. 26 4th
Feb. 2 4th
Febr. 9 4th
Feb. 16 2nd
Feb. 23 6th
March 2 7th
March 9 8th

1959-60

Feb. 8 17th
Feb. 15 17th
Feb. 22 13th
Feb. 29 11th
March 7 11th

1960-61

Dec. 12 11th
Dec. 19 9th
Dec. 26 9th
Jan. 2 10th

1962-63

Dec. 31 10th
Feb. 8 9th

1974-75

Jan. 20 20th
Jan. 27 14th

1975-76

Preseason 20th
Dec. 1 17th
Dec. 8 17th
Dec. 15 17th

1976-77

Dec. 27 20th

1982-83

Jan. 17 20th

1983-84

Jan. 30 19th
Feb. 6 16th
Feb. 20 19th

1985-86

Preseason 10th
Nov. 25 19th
Dec. 2 19th

1986-87

Preseason 12th
Dec. 1 7th
Dec. 8 7th
Dec. 15 6th
Dec. 22 5th
Dec. 29 5th
Jan. 5 13th
Jan. 12 10th
Jan. 19 17th
Jan. 26 18th
Feb. 2 20th

1987-88

Jan. 11 19th

1995-96

Jan. 15 23rd
Jan. 22 21st
Jan. 29 22nd

1998-99

Dec. 14 19th
Dec. 21 18th
Dec. 28 17th
Jan. 4 14th
Jan. 11 8th
Jan. 18 6th
Jan. 25 7th
Feb. 1 6th
Feb. 8 3rd
Feb. 15 3rd
Feb. 22 2nd
March 1 4th
March 8 4th

1999-2000

Preseason 4th
Nov. 15 3rd
Nov. 22 2nd
Nov. 29 7th
Dec. 6 8th
Dec. 13 6th
Dec. 20 7th
Dec. 27 4th
Jan. 3 4th
Jan. 10 4th
Jan. 17 4th
Jan. 24 7th
Jan. 31 10th
Feb. 7 9th
Feb. 14 12th
Feb. 21 11th
Feb. 28 19th
March 13 24th

2002-03

Jan. 20 24th

2017-18

Jan. 8 22th
Jan. 15 17th
Jan. 22 17th
Jan. 29 11th
Feb. 5 8th
Feb. 12 10th
Feb. 19 12th
Feb. 26 14th
March 5 16th
March 12 19th
March 19 19th

2018-19

Preseason 11th
Nov. 12 9th
Nov. 19 8th
Nov. 26 8th
Dec. 3 8th
Dec. 10 8th
Dec. 17 7th
Dec. 24 12th
Dec. 31 12th
Jan. 7 11th
Jan. 14 14th
Jan. 21 16th
March 11 22nd
March 18 14th

2019-20

Preseason 24th
Nov. 11 22nd
Nov. 18 19th
Nov. 25 18th
Dec. 2 14th
Dec. 9 12th
Dec. 16 12th
Dec. 23 8th
Dec. 30 8th
Jan. 6 5th
Jan. 13 4th
Jan. 20 16th
Jan. 27 17th
Feb. 3 11th
Feb. 10 11th
Feb. 17 13th
Feb. 24 15th
March 2 17th
March 9 20th
March 18 20th

RANKING NOTES

CONSECUTIVE WEEKS RANKED

31 Dec. 14, 1998-Mar. 13, 2000
23 Jan. 8, 2018-Jan. 21, 2019
22 Mar. 11, 2019-Mar. 18, 2020
14 Dec. 8, 1958-Mar. 9, 1959
11 Pre 1986-1987-Feb. 2, 1987

RECORD VS. RANKED TEAMS

vs. Top 25 68-211
vs. Top 20 58-192
vs. Top 15 44-152
vs. Top 10 28-111
vs. Top 5 9-57

RECORD WHEN RANKED

In Top 25 155-58
In Top 20 138-51
In Top 15 108-36
In Top 10 69-23
In Top 5 29-11

PRESEASON RANKING

Season	Rank
1976	20th
1986	10th
1987	12th
2000	4th
2018	11th
2019	24th

FINAL RANKING

Season	Rank
1958	16th
1959	8th
1960	11th
1999	4th
2000	24th
2017	19th
2019	14th
2020	20th

HIGHEST RANKING ACHIEVED

2nd Nov. 22, 2000

WHEN AUBURN IS RANKED		
Rank	Record	Last Game
1st	0-0	none
2nd	1-4	L, 67-58 vs. Stanford (11/27/99)
3rd	5-0	W, 100-44 vs. Arkansas-PB (11/21/99)
4th	15-5	L, 69-47 at Florida (1/18/20)
5th	8-2	W, 82-60 vs. Georgia (1/11/20)
6th	11-1	W, 87-67 vs. Pepperdine (12/22/99)
7th	7-2	W, 93-88 vs. Murray State (12/22/18)
8th	13-5	W, 80-68 at Mississippi State (1/4/20)
9th	5-0	W, 88-79 (OT) vs. Xavier (11/19/18)
10th	4-4	L, 84-75 at South Carolina (2/17/18)
11th	12-2	L, 85-73 at Missouri (2/15/20)
12th	7-1	W, 74-51 vs. Lehigh (12/21/19)
13th	7-3	W, 73-66 vs. Tennessee (2/22/20)
14th	10-4	W, 81-78 (OT) vs. Furman (12/5/19)
15th	3-1	L, 73-66 at #8 Kentucky(2/29/20)
16th	3-4	W, 80-76 vs. Iowa State (1/25/20)
17th	14-4	W, 85-63 at Tennessee (3/7/20)
18th	5-2	W, 79-65 vs. Richmond (11/26/19)
19th	5-2	W, 91-62 vs. Colgate (11/18/19)
20th	3-5	L, 75-71 at Georgia (2/7/87)
21st	0-1	L, 82-69 at Ole Miss (1/24/96)
22nd	11-3	W, 116-70 vs. CSUN (11/15/19)
23rd	3-1	L, 75-67 vs. Arkansas (3/12/00)
24th	3-2	W, 76-66 vs. Davidson (11/8/19)
25th	0-0	none

AUBURN VS. RANKED OPPONENTS		
Rank	Record	Last Game
1st	1-13	L, 90-67 vs. Gonzaga (11/27/21)
2nd	1-16	L, 84-72 at Baylor (1/30/21)
3rd	1-15	W, 97-80 vs. North Carolina (3/29/19)
4th	3-6	L, 80-53 at Kentucky (2/23/19)
5th	3-9	W, 84-80 vs. Tennessee (3/9/19)
6th	3-7	L, 92-72 at Kentucky (1/14/17)
7th	3-13	L, 68-61 vs. Florida (1/18/14)
8th	4-14	L, 70-58 at Alabama (3/2/21)
9th	5-15	L, 81-55 at Tennessee (1/14/10)
10th	3-6	W, 78-70 vs. Florida (3/10/00)
11th	3-10	L, 63-47 at Florida (2/21/12)
12th	4-8	W, 88-82 vs. Missouri (1/26/21)
13th	6-11	W, 75-66 vs. Kentucky (2/1/20)
14th	3-7	L, 64-56 vs. Kentucky (2/14/14)
15th	1-5	W, 80-77 vs. Ole Miss (1/19/08)
16th	2-3	L, 110-92 at Arkansas (1/4/92)
17th	4-12	W, 89-75 vs. Kansas (3/23/19)
18th	3-7	W, 91-90 (OT) vs. LSU (2/8/20)
19th	3-10	L, 91-88 at Mississippi State (2/4/12)
20th	2-8	L, 84-53 vs. Clemson (3/18/18)
21st	1-3	L, 83-78 at LSU (2/9/19)
22nd	2-2	L, 92-84 at Mississippi State (1/26/19)
23rd	3-4	W, 94-84 at Tennessee (1/2/18)
24th	2-7	L, 69-84 at LSU (2/1/06)
25th	3-3	W, 77-72 vs. Tennessee (2/27/21)

#WAR EAGLE

RANKED AUBURN VS. OPPONENTS BY DATE (OVERALL: 155-58)

1/15/55	#20 Auburn vs. #14 Alabama	L	99-78
3/1/58	#16 Auburn vs. Alabama	W	67-65
12/17/58	Florida State at #13 Auburn	W	95-74
12/19/58	#13 Auburn vs. Wyoming	W	70-47
12/20/58	#13 Auburn vs. Alabama	W	79-60
12/27/58	Florence State at #8 Auburn	W	104-78
12/29/58	#8 Auburn at Florida State	W	69-62
1/3/59	Mississippi State at #9 Auburn	W	97-66
1/5/59	Ole Miss at #9 Auburn	W	60-47
1/10/59	#6 Auburn at Florida	W	63-54
1/17/59	#5 Auburn vs. Alabama	W	57-55
1/21/59	Georgia Tech at #5 Auburn	W	66-55
1/24/59	#5 Auburn at Georgia	W	81-61
1/31/59	#4 Auburn at Vanderbilt	W	64-61
2/3/59	#4 Auburn at Georgia Tech	W	51-40
2/7/59	Georgia at #4 Auburn	W	95-69
2/9/59	Florida at #4 Auburn	W	93-71
2/14/59	LSU at #4 Auburn	W	115-67
2/16/59	Tulane at #4 Auburn	W	79-56
2/21/59	#2 Auburn at #3 Kentucky	L	75-56
2/23/59	#2 Auburn at Tennessee	L	56-55
2/28/59	#6 Auburn vs. Alabama	W	69-50
2/13/60	#17 Auburn at LSU	W	63-61
2/15/60	#17 Auburn at Tulane	W	53-51 (OT)
2/20/60	Kentucky at #17 Auburn	W	61-60
2/22/60	Tennessee at #17 Auburn	W	72-63
2/27/60	#13 Auburn vs. Alabama	W	63-61 (OT)
12/16/60	#11 Auburn vs. Virginia Tech	W	76-73
12/17/60	#11 Auburn vs. Alabama	W	74-62

1/2/61	Florence State at #9 Auburn	W	76-50
1/7/61	Mississippi St. at #10 Auburn	L	56-48
1/25/75	#20 Auburn at LSU	W	87-78
1/27/75	Georgia at #14 Auburn	W	65-64
2/1/75	#14 Auburn at #9 Alabama	L	77-53
12/3/75	#17 Auburn at Western Carolina	W	88-76
12/13/75	#17 Auburn at South Florida	W	79-78
12/19/75	#17 Auburn vs. SMU	L	87-85 (OT)
12/20/75	#17 Auburn vs. Tulsa	W	92-74
12/28/76	#20 Auburn vs. Creighton	L	81-76
12/29/76	#20 Auburn vs. Rutgers	W	78-75
1/3/77	#4 Alabama at #20 Auburn	L	74-71
1/22/83	Georgia at #20 Auburn	W	66-64
1/31/84	Ole Miss at #19 Auburn	W	60-50
2/5/84	#19 Auburn at Florida	W	67-65
2/11/84	#16 Auburn at #6 Kentucky	L	84-64
11/22/85	#10 Auburn vs. West Virginia	L	75-58
11/28/86	#12 Auburn at UAB	W	68-58
12/1/86	Armstrong State at #12 Auburn	W	94-54
12/11/86	Austin Peay at #7 Auburn	W	115-93
12/13/86	SW Louisiana at #7 Auburn	W	107-91
12/15/86	#7 Auburn at Eastern Kentucky	W	97-82
12/18/86	Augusta College at #6 Auburn	W	89-66

AUBURN MEN'S BASKETBALL



RANKED AUBURN VS. OPPONENTS BY DATE (OVERALL: 155-58)

WAREAGLE

12/28/86	#5 Auburn vs. Iowa State	W	89-87	12/21/99	#6 Auburn vs. Virginia Tech	W	73-63
12/29/86	#5 Auburn vs. UTEP	L	87-82	12/22/99	#6 Auburn vs. Pepperdine	W	87-67
1/3/87	#11 Kentucky at #5 Auburn	L	63-60	12/30/99	Southern Miss at #4 Auburn	W	56-50
1/7/87	Georgia at #13 Auburn	W	62-58 (OT)	1/2/00	Stony Brook at #4 Auburn	W	100-45
1/10/87	#13 Auburn at Mississippi State	W	66-52	1/8/00	Georgia at #4 Auburn	W	67-52
1/14/87	Tennessee at #10 Auburn	W	66-56	1/11/00	#20 Kentucky at #4 Auburn	W	66-63
1/17/87	#10 Auburn at Vanderbilt	L	91-75	1/16/00	#4 Auburn at Mississippi State	W	51-45
1/22/87	#17 Auburn at #13 Alabama	L	82-88	1/19/00	South Carolina at #4 Auburn	W	65-61
1/24/87	Ole Miss at #17 Auburn	W	85-61	1/22/00	#4 Auburn at Ole Miss	L	79-77 (OT)
1/28/87	#18 Auburn at LSU	L	75-73	1/25/00	#7 Auburn at #11 Tennessee	L	105-76
1/31/87	#19 Florida at #18 Auburn	W	81-68	1/29/00	Mississippi State at #7 Auburn	W	73-57
1/1/87	#3 UNLV at #18 Auburn	L	104-85	2/2/00	Alabama at #10 Auburn	W	77-63
2/4/87	#20 Auburn at Kentucky	L	75-71	2/5/00	Arkansas at #10 Auburn	W	73-55
2/7/87	#20 Auburn at Georgia	L	75-71	2/9/00	#8 Auburn at #25 LSU	L	83-68
				2/16/00	#11 Auburn at #24 Vanderbilt	W	86-80
1/13/88	#19 Auburn at Georgia	L	68-87	2/19/00	Ole Miss at #11 Auburn	W	75-72
1/16/88	Mississippi State at #19 Auburn	W	65-57	2/22/00	#8 Auburn at Alabama	L	68-64
				2/27/00	#8 Auburn at #9 Florida	L	88-59
1/21/96	LSU at #23 Auburn	W	95-87	3/1/00	#12 LSU at #13 Auburn	L	55-53
1/24/96	#21 Auburn at Ole Miss	L	82-69	3/5/00	#13 Auburn at Arkansas	L	64-55
1/31/96	#22 Auburn at Vanderbilt	L	76-62	3/10/00	#23 Auburn vs. #10 Florida	W	78-70
2/4/96	Mississippi State at #22 Auburn	L	78-75 (OT)	3/11/00	#23 Auburn vs. South Carolina	W	77-72 (OT)
2/7/96	South Carolina at #22 Auburn	W	84-73	3/12/00	#23 Auburn vs. Arkansas	L	75-67
2/10/96	#22 Auburn at Florida	W	73-70	3/16/00	#22 Auburn vs. Creighton	W	72-69
				3/18/00	#22 Auburn vs. #6 Iowa State	L	79-60
12/12/98	#24 Auburn at UAB	W	77-64	1/22/03	#24 Auburn at #8 Kentucky	L	67-51
12/15/98	Wofford at #18 Auburn	W	79-51	1/25/03	#24 Auburn at #19 Georgia	L	85-79
12/19/98	#18 Auburn at Navy	W	88-70				
12/29/98	Bethune Cookman at #15 Auburn	W	99-46	1/9/18	Ole Miss at #22 Auburn	W	85-70
1/2/99	Tennessee at #15 Auburn	W	90-62	1/13/18	#22 Auburn at Mississippi State	W	76-68
1/6/99	#18 Arkansas at #14 Auburn	W	83-66	1/17/18	#17 Auburn at Alabama	L	76-71
1/9/99	#14 Auburn at LSU	W	73-70	1/20/18	Georgia at #17 Auburn	W	79-65
1/13/99	#8 Auburn at Ole Miss	W	74-59	1/24/18	#17 Auburn at Missouri	W	91-73
1/16/99	Florida at #8 Auburn	W	88-69	1/27/18	LSU at #17 Auburn	W	95-70
1/20/99	#6 Auburn at #7 Kentucky	L	72-62	1/30/18	#11 Auburn at Ole Miss	W	79-70
1/23/99	#6 Auburn at Alabama	W	73-58	2/3/18	Vanderbilt at #11 Auburn	W	93-81
1/27/99	Mississippi State at #7 Auburn	W	64-54	2/7/18	Texas A&M #8 Auburn	L	81-80
1/30/99	#7 Auburn at Georgia	W	85-74	2/10/18	#8 Auburn at Georgia	W	78-61
2/3/99	#6 Auburn at South Carolina	W	76-48	2/14/18	Kentucky at #10 Auburn	W	76-66
2/6/99	LSU at #6 Auburn	W	80-54	2/17/18	#10 Auburn at South Carolina	L	84-75
2/9/99	Ole Miss at #3 Auburn	W	95-66	2/21/18	Alabama at #12 Auburn	W	90-71
2/13/99	Alabama at #3 Auburn	W	102-61	2/24/18	#12 Auburn at Florida	L	72-66
2/17/99	Vanderbilt at #3 Auburn	W	81-63	2/27/18	#14 Auburn at Arkansas	L	91-82
2/24/99	#2 Auburn at Arkansas	L	104-84	3/3/18	South Carolina at #14 Auburn	W	79-70
2/27/99	#2 Auburn at Mississippi State	W	76-73	3/9/18	#16 Auburn vs. Alabama	L	81-63
3/5/99	#4 Auburn vs. Alabama	W	93-61	3/16/18	#19 Auburn vs. Charleston	W	62-58
3/6/99	#4 Auburn vs. #14 Kentucky	L	69-57	3/18/18	#19 Auburn vs. #20 Clemson	L	84-53
3/11/99	#4 Auburn vs. Winthrop	W	80-41				
3/13/99	#4 Auburn vs. Oklahoma State	W	81-74	11/6/18	South Alabama at #11 Auburn	W	101-58
3/18/99	#4 Auburn vs. Ohio State	L	72-64	11/9/18	#25 Washington at #11 Auburn	W	88-66
				11/14/18	Mississippi College at #9 Auburn	W	103-52
11/19/99	UAB at #3 Auburn	W	65-59	11/19/18	#9 Auburn vs. Xavier	W	88-79 (OT)
11/21/99	Arkansas-Pine Bluff at #3 Auburn	W	100-44	11/20/18	#8 Auburn vs. #1 Duke	L	78-72
11/27/99	#2 Auburn vs. #7 Stanford	L	67-58	11/21/18	#8 Auburn vs. Arizona	W	73-57
12/1/99	Belmont at #5 Auburn	W	65-56	11/28/18	Saint Peter's at #8 Auburn	W	99-49
12/5/99	Florida State at #5 Auburn	W	55-54	12/4/18	UNC Asheville #8 Auburn	W	67-41
12/11/99	#8 Auburn vs. Pennsylvania	W	77-70	12/8/18	Dayton #8 Auburn	W	82-72
12/13/99	Coppin State at #6 Auburn	W	63-35	12/15/18	#8 Auburn vs. UAB	W	75-71 (OT)
12/16/99	#6 Auburn vs. Bradley	W	78-64	12/19/18	#7 Auburn at NC State	L	78-71
12/20/99	#6 Auburn v. Puerto Rico-Mayaguez	W	109-52	12/22/18	Murray State #7 Auburn	W	93-88

AUBURN MEN'S BASKETBALL

RANKED AUBURN VS. OPPONENTS BY DATE (OVERALL: 155-58)

12/29/18	North Florida at #12 Auburn	W	95-49
1/9/19	#11 Auburn at Ole Miss	L	82-67
1/12/19	Georgia at #11 Auburn	W	93-78
1/16/19	#14 Auburn at Texas A&M	W	85-66
1/19/19	#12 Kentucky at #14 Auburn	L	82-80
1/22/19	#16 Auburn at South Carolina	L	80-77
1/26/19	#16 Auburn at #22 Mississippi State	L	92-84
3/14/19	#22 Auburn vs. Missouri	W	81-71
3/15/19	#22 Auburn vs. South Carolina	W	73-64
3/16/19	#22 Auburn vs. Florida	W	65-62
3/17/19	#22 Auburn vs. #8 Tennessee	W	84-64
3/21/19	#14 Auburn vs. NMSU	W	78-77
3/23/19	#14 Auburn vs. #17 Kansas	W	89-75
3/29/19	#14 Auburn vs. #3 North Carolina	W	97-80
3/31/19	#14 Auburn vs. #7 Kentucky	W	77-71 (OT)
4/6/19	#14 Auburn vs. #2 Virginia	L	63-62

11/5/19	Georgia Southern at #24 Auburn	W	83-74
11/8/19	#24 Auburn vs. Davidson	W	76-66
11/12/19	#22 Auburn at South Alabama	W	70-69
11/15/19	CSUN at #22 Auburn	W	116-70
11/18/19	Colgate at #19 Auburn	W	91-62
11/25/19	#18 Auburn vs. New Mexico	W	84-59
11/26/19	#18 Auburn vs. Richmond	W	79-65
12/5/19	Furman at #14 Auburn	W	81-78 (OT)
12/14/19	#12 Auburn vs. Saint Louis	W	67-61
12/19/19	NC State at #12 Auburn	W	79-73
12/21/19	Lehigh at #12 Auburn	W	74-51
12/29/19	Lipscomb at #8 Auburn	W	86-59
1/4/20	#8 Auburn at Mississippi State	W	80-68
1/8/20	Vanderbilt at #5 Auburn	W	83-79
1/11/20	Georgia at #5 Auburn	W	82-60
1/15/20	#4 Auburn at Alabama	L	83-64
1/18/20	#4 Auburn at Florida	L	69-47
1/22/20	South Carolina at #16 Auburn	W	80-67
1/25/20	Iowa State at #16 Auburn	W	80-76
1/28/20	#17 Auburn at Ole Miss	W	83-82 (2OT)
2/1/20	#13 Kentucky at #17 Auburn	W	75-66
2/4/20	#11 Auburn at Arkansas	W	79-76 (OT)
2/8/20	#18 LSU at #11 Auburn	W	91-90 (OT)
2/12/20	Alabama at #11 Auburn	W	95-91 (OT)
2/15/20	#11 Auburn at Missouri	L	85-73
2/19/20	#13 Auburn at Georgia	L	65-55
2/22/20	Tennessee at #13 Auburn	W	73-66
2/25/20	Ole Miss at #15 Auburn	W	67-58
2/29/20	#15 Auburn at #8 Kentucky	L	73-66
3/4/20	Texas A&M at #17 Auburn	L	78-75
3/7/20	#17 Auburn at Tennessee	W	85-63



RANKED AUBURN VS. OPPONENTS BY AUBURN RANKING (OVERALL: 155-58)

NO. 1 AUBURN VS. OPPONENTS (0-0)

NO. 2 AUBURN VS. OPPONENTS (1-4)

2/21/59	#2 Auburn at #3 Kentucky	L	75-56
2/23/59	Tennessee at #2 Auburn	L	56-55
2/24/99	#2 Auburn at Arkansas	L	104-84
2/27/99	#2 Auburn at Mississippi State	W	76-73
11/27/99	#2 Auburn vs. #7 Stanford	L	67-58

NO. 3 AUBURN VS. OPPONENTS (5-0)

2/9/99	Ole Miss at #3 Auburn	W	95-66
2/13/99	Alabama at #3 Auburn	W	102-61
2/17/99	Vanderbilt at #3 Auburn	W	81-63
11/19/99	UAB at #3 Auburn	W	65-59
11/21/99	Arkansas-Pine Bluff at #3 Auburn	W	100-44

NO. 4 AUBURN VS. OPPONENTS (15-5)

1/31/59	#4 Auburn at Vanderbilt	W	64-61
2/3/59	#4 Auburn at Georgia Tech	W	51-40
2/7/59	Georgia at #4 Auburn	W	95-69
2/9/59	Florida at #4 Auburn	W	93-71
2/14/59	LSU at #4 Auburn	W	115-67
2/16/59	Tulane at #4 Auburn	W	79-56
3/5/99	#4 Auburn vs. Alabama	W	93-61
3/6/99	#4 Auburn vs. #14 Kentucky	L	69-57
3/11/99	#4 Auburn vs. Winthrop	W	80-41
3/13/99	#4 Auburn vs. Oklahoma State	W	81-74
3/18/99	#4 Auburn vs. Ohio State	L	72-64
12/30/99	Southern Miss at #4 Auburn	W	56-50
1/2/00	Stony Brook at #4 Auburn	W	100-45
1/8/00	Georgia at #4 Auburn	W	67-52
1/11/00	#20 Kentucky at #4 Auburn	W	66-63
1/16/00	#4 Auburn at Mississippi State	W	51-45
1/19/00	South Carolina at #4 Auburn	W	65-61
1/22/00	#4 Auburn at Ole Miss	L	79-77 (OT)
1/15/20	#4 Auburn at Alabama	L	83-64
1/18/20	#4 Auburn at Florida	L	69-47

NO. 5 AUBURN VS. OPPONENTS (8-2)

1/17/59	#5 Auburn vs. Alabama	W	57-55
1/21/59	Georgia Tech at #5 Auburn	W	66-55
1/24/59	#5 Auburn at Georgia	W	81-61
12/28/86	#5 Auburn vs. Iowa State	W	89-87
12/29/86	#5 Auburn vs. UTEP	L	87-82
1/3/87	#11 Kentucky at #5 Auburn	L	63-60
12/1/99	Belmont at #5 Auburn	W	65-56
12/5/99	Florida State at #5 Auburn	W	55-54
1/8/20	Vanderbilt at #5 Auburn	W	83-79
1/11/20	Georgia at #5 Auburn	W	82-60

NO. 6 AUBURN VS. OPPONENTS (11-1)

1/10/59	#6 Auburn at Florida	W	63-54
2/28/59	#6 Auburn vs. Alabama	W	69-50
12/18/86	Augusta College at #6 Auburn	W	89-66
1/20/99	#6 Auburn at #7 Kentucky	L	72-62
1/23/99	#6 Auburn at Alabama	W	73-58
2/3/99	#6 Auburn at South Carolina	W	76-48
2/6/99	LSU at #6 Auburn	W	80-54
12/13/99	Coppin State at #6 Auburn	W	63-35
12/16/99	#6 Auburn vs. Bradley	W	78-64
12/20/99	#6 Auburn vs. Puerto Rico-Mayaguez	W	109-52
12/21/99	#6 Auburn vs. Virginia Tech	W	73-63
12/22/99	#6 Auburn vs. Pepperdine	W	87-67

NO. 7 AUBURN VS. OPPONENTS (8-1)

12/11/86	Austin Peay at #7 Auburn	W	115-93
12/13/86	SW Louisiana at #7 Auburn	W	107-91
12/15/86	#7 Auburn at Eastern Kentucky	W	97-82
12/27/99	Mississippi State at #7 Auburn	W	64-54
1/30/99	#7 Auburn at Georgia	W	85-74
1/25/00	#7 Auburn at #11 Tennessee	L	105-76
1/29/00	Mississippi State at #7 Auburn	W	73-57
12/8/18	#7 Auburn at NC State	L	78-71
12/22/18	Murray State at #7 Auburn	W	93-88

NO. 8 AUBURN VS. OPPONENTS (13-5)

12/27/58	Florence State at #8 Auburn	W	104-78
12/29/58	#8 Auburn at Florida State	W	69-62
1/13/99	#8 Auburn at Ole Miss	W	74-59
1/16/99	Florida at #8 Auburn	W	88-69
12/11/99	#8 Auburn vs. Pennsylvania	W	77-70
2/9/00	#8 Auburn at #25 LSU	L	83-68
2/22/00	#8 Auburn at Alabama	L	68-64
2/27/00	#8 Auburn at #9 Florida	L	88-59
2/7/18	Texas A&M #8 Auburn	L	81-80
2/10/18	#8 Auburn at Georgia	W	78-61
11/20/18	#8 Auburn vs. #1 Duke	L	78-72
11/21/18	#8 Auburn vs. Arizona	W	73-57
11/28/18	Saint Peter's at #8 Auburn	W	99-49
12/4/18	UNC Asheville at #8 Auburn	W	67-41
12/8/18	Dayton at #8 Auburn	W	82-72
12/15/18	#8 Auburn vs. UAB	W	75-71 (OT)
12/29/19	Lipscomb at #8 Auburn	W	86-59
1/4/20	#8 Auburn at Mississippi State	W	80-68

NO. 9 AUBURN VS. OPPONENTS (5-0)

1/3/59	#8 Mississippi State at #9 Auburn	W	97-66
1/5/59	Ole Miss at #9 Auburn	W	60-47
1/2/61	Florence State at #9 Auburn	W	76-50
11/14/18	Mississippi College at #9 Auburn	W	103-52
11/19/18	#9 Auburn vs. Xavier	W	88-79 (OT)

NO. 10 AUBURN VS. OPPONENTS (4-4)

1/7/61	Mississippi State at #10 Auburn	L	56-48
11/22/85	#10 Auburn vs. West Virginia	L	75-58
1/14/87	Tennessee at #10 Auburn	W	66-56
1/17/87	#10 Auburn at Vanderbilt	L	91-75
2/2/00	Alabama at #10 Auburn	W	77-63
2/5/00	Arkansas at #10 Auburn	W	73-55
2/14/18	Kentucky at #10 Auburn	W	76-66
2/17/18	#10 Auburn at South Carolina	L	84-75

NO. 11 AUBURN VS. OPPONENTS (12-2)

12/16/60	#11 Auburn vs. Virginia Tech	W	76-73
12/17/60	#11 Auburn vs. Alabama	W	74-62
2/16/00	#11 Auburn at #24 Vanderbilt	W	86-80
2/19/00	Ole Miss at #11 Auburn	W	75-72
1/30/18	#11 Auburn at Ole Miss	W	79-70
2/3/18	Vanderbilt at #11 Auburn	W	93-81
11/6/18	South Alabama at #11 Auburn	W	101-58
11/9/18	#25 Washington at #11 Auburn	W	88-66
1/9/19	#11 Auburn at Ole Miss	L	82-67
1/12/19	Georgia at #11 Auburn	W	93-78
2/4/20	#11 Auburn at Arkansas	W	79-76 (OT)
2/8/20	#18 LSU at #11 Auburn	W	91-90 (OT)
2/12/20	Alabama at #11 Auburn	W	95-91 (OT)
2/15/20	#11 Auburn at Missouri	L	85-73

WAREAGLE

AUBURN MEN'S BASKETBALL

RANKED AUBURN VS. OPPONENTS BY AUBURN RANKING (OVERALL: 155-58)
NO. 12 AUBURN VS. OPPONENTS (7-1)

11/28/86	#12 Auburn at UAB	W	68-58
12/1/86	Armstrong State at #12 Auburn	W	94-54
2/21/18	Alabama at #12 Auburn	W	90-71
2/24/18	#12 Auburn at Florida	L	72-66
12/29/18	North Florida at #12 Auburn	W	95-49
12/14/19	#12 Auburn vs. Saint Louis	W	67-61
12/19/19	NC State at #12 Auburn	W	79-73
12/21/19	Lehigh at #12 Auburn	W	74-51

NO. 13 AUBURN VS. OPPONENTS (7-3)

12/17/58	Florida State at #13 Auburn	W	95-74
12/19/58	#13 Auburn vs. Wyoming	W	70-47
12/20/58	#13 Auburn vs. Alabama	W	79-60
2/27/60	#13 Auburn vs. Alabama	W	63-61 (OT)
1/7/87	Georgia at #13 Auburn	W	62-58 (OT)
1/10/87	#13 Auburn at Mississippi State	W	66-52
3/1/00	#12 LSU at #13 Auburn	L	55-53
3/5/00	#13 Auburn at Arkansas	L	64-55
2/19/20	#13 Auburn at Georgia	L	65-55
2/22/20	Tennessee at #13 Auburn	W	73-66

NO. 14 AUBURN VS. OPPONENTS (10-4)

1/27/75	Georgia at #14 Auburn	W	65-64
2/1/75	#14 Auburn at #9 Alabama	L	77-53
1/6/99	#18 Arkansas at #14 Auburn	W	83-66
1/9/99	#14 Auburn at LSU	W	73-70
2/27/18	#14 Auburn at Arkansas	L	91-82
3/3/18	South Carolina at #14 Auburn	W	79-70
1/16/19	#14 Auburn at Texas A&M	W	85-66
1/19/19	#12 Kentucky at #14 Auburn	L	82-80
3/21/19	#14 Auburn vs. New Mexico State	W	78-77
3/23/19	#14 Auburn vs. #17 Kansas	W	89-75
3/29/19	#14 Auburn vs. #3 North Carolina	W	97-80
3/31/19	#14 Auburn vs. #7 Kentucky	W	77-71 (OT)
4/6/19	#14 Auburn vs. #2 Virginia	L	63-62
12/5/19	Furman at #14 Auburn	W	81-78 (OT)

NO. 15 AUBURN VS. OPPONENTS (3-1)

12/29/98	Bethune-Cookman at #15 Auburn	W	99-46
1/2/99	Tennessee at #15 Auburn	W	90-62
2/25/20	Ole Miss at #15 Auburn	W	67-58
2/29/20	#15 Auburn at #8 Kentucky	L	73-66

NO. 16 AUBURN VS. OPPONENTS (3-4)

3/1/58	#16 Auburn vs. Alabama	W	67-65
2/11/84	#16 Auburn at #6 Kentucky	L	84-64
3/9/18	#16 Auburn vs. Alabama	L	81-63
1/22/19	#16 Auburn at South Carolina	L	80-77
1/26/19	#16 Auburn at #22 Mississippi State	L	92-84
1/22/20	South Carolina at #16 Auburn	W	80-67
1/25/20	Iowa State at #16 Auburn	W	80-76

NO. 17 AUBURN VS. OPPONENTS (14-4)

2/13/60	#17 Auburn at LSU	W	63-61
2/15/60	#17 Auburn at Tulane	W	53-51 (OT)
2/20/60	Kentucky at #17 Auburn	W	61-60
2/22/60	Tennessee at #17 Auburn	W	72-63
12/3/75	#17 Auburn at Western Carolina	W	88-76
12/13/75	#17 Auburn at South Florida	W	79-78
12/19/75	#17 Auburn vs. SMU	L	87-85 (OT)
12/20/75	#17 Auburn vs. Tulsa	W	92-74
1/22/87	#17 Auburn at #13 Alabama	L	88-82
1/24/87	Ole Miss at #17 Auburn	W	85-61
1/17/18	#17 Auburn at Alabama	L	76-71
1/20/18	Georgia at #17 Auburn	W	79-65
1/24/18	#17 Auburn at Missouri	W	91-73
1/27/18	LSU at #17 Auburn	W	95-70
1/28/20	#17 Auburn at Ole Miss	W	83-82 (2OT)

2/1/20	#13 Kentucky at #17 Auburn	W	75-66
3/4/20	Texas A&M at #17 Auburn	L	78-75
3/7/20	#17 Auburn at Tennessee	W	85-63

NO. 18 AUBURN VS. OPPONENTS (5-2)

1/28/87	#18 Auburn at LSU	L	75-73
1/31/87	#19 Florida at #18 Auburn	W	81-68
2/1/87	#3 UNLV at #18 Auburn	L	104-85
12/15/98	Wofford at #18 Auburn	W	79-51
12/19/98	#18 Auburn at Navy	W	88-70
11/25/19	#18 Auburn vs. New Mexico	W	84-59
11/26/19	#18 Auburn vs. Richmond	W	79-65

NO. 19 AUBURN VS. OPPONENTS (5-2)

1/31/84	Ole Miss at #19 Auburn	W	60-50
2/5/84	#19 Auburn at Florida	W	67-65
1/13/88	#19 Auburn at Georgia	L	87-68
1/16/88	Mississippi State at #19 Auburn	W	65-57
3/16/18	#19 Auburn vs. Charleston	W	62-58
3/18/18	#19 Auburn vs. #20 Clemson	L	84-53
11/18/19	Colgate at #19 Auburn	W	91-62

NO. 20 AUBURN VS. OPPONENTS (3-5)

1/15/55	#20 Auburn vs. #14 Alabama	L	99-78
1/25/75	#20 Auburn at LSU	W	87-78
12/28/76	#20 Auburn vs. Creighton	L	81-76
12/29/76	#20 Auburn vs. Rutgers	W	78-75
1/3/77	#4 Alabama at #20 Auburn	L	74-71
1/22/83	Georgia at #20 Auburn	W	66-64
2/4/87	#20 Auburn at Kentucky	L	75-71
2/7/87	#20 Auburn at Georgia	L	75-71

NO. 21 AUBURN VS. OPPONENTS (0-1)

1/24/96	#21 Auburn at Ole Miss	L	82-69
---------	------------------------	---	-------

NO. 22 AUBURN VS. OPPONENTS (11-3)

1/31/96	#22 Auburn at Vanderbilt	L	76-62
2/4/96	Mississippi State at #22 Auburn	L	78-75 (OT)
2/7/96	South Carolina at #22 Auburn	W	84-73
2/10/96	#22 Auburn at Florida	W	73-70
3/16/00	#22 Auburn vs. Creighton	W	72-69
3/18/00	#22 Auburn vs. #6 Iowa State	L	79-60
1/9/18	Ole Miss at #22 Auburn	W	85-70
1/13/18	#22 Auburn at Mississippi State	W	76-68
3/14/19	#22 Auburn vs. Missouri	W	81-71
3/15/19	#22 Auburn vs. South Carolina	W	73-64
3/16/19	#22 Auburn vs. Florida	W	65-62
3/17/19	#22 Auburn vs. #8 Tennessee	W	84-64
11/12/19	#22 Auburn at South Alabama	W	70-69
11/15/19	CSUN at #22 Auburn	W	116-70

NO. 23 AUBURN VS. OPPONENTS (3-0)

1/21/96	LSU at #23 Auburn	W	95-87
3/10/00	#23 Auburn vs. #10 Florida	W	78-70
3/11/00	#23 Auburn vs. South Carolina	W	77-72 (OT)
3/12/00	#23 Auburn vs. Arkansas	L	75-67

NO. 24 AUBURN VS. OPPONENTS (3-2)

12/12/98	#24 Auburn at UAB	W	77-64
1/22/03	#24 Auburn at #8 Kentucky	L	67-51
1/25/03	#24 Auburn at #19 Georgia	L	85-79
11/5/19	Georgia Southern at #24 Auburn	W	83-74
11/8/19	#24 Auburn vs. Davidson	W	76-66

NO. 25 AUBURN VS. OPPONENTS (0-0)

AUBURN VS. RANKED OPPONENTS BY OPPONENT RANKING (72-117)

WAREAGLE

AUBURN MEN'S BASKETBALL

1/5/51	Auburn at #3 Kentucky	L	79-35	12/3/70	Auburn at #3 South Carolina	L	86-69
3/2/51	Auburn vs. #1 Kentucky	L	84-54	12/5/70	#19 N.C. State at Auburn	W	91-85
2/14/53	#8 LSU at Auburn	L	65-57	1/30/71	Auburn at #8 Tennessee	L	90-68
12/30/53	#19 Vanderbilt at Auburn	L	96-48	2/1/71	Auburn at #11 Kentucky	L	114-76
2/20/54	Auburn at #13 LSU	L	77-59	2/27/71	#17 Tennessee at Auburn	L	76-71
2/27/54	Auburn vs. #2 Kentucky	L	109-79	3/1/71	#10 Kentucky at Auburn	L	102-83
1/15/55	#20 Auburn vs. #16 Alabama	L	99-78	12/1/71	#12 South Carolina at Auburn	L	84-63
2/5/55	Auburn at #20 Vanderbilt	L	79-74	1/20/73	#11 Alabama at Auburn	L	76-64
2/26/55	Auburn at #2 Kentucky	L	93-59	2/17/73	Auburn at #17 Alabama	L	87-75
3/5/55	Auburn vs. #11 Alabama	L	84-80	12/1/73	Auburn vs. #17 Jacksonville	L	90-78
12/20/55	Auburn at #15 Oklahoma City	L	76-58	2/2/74	#8 Alabama at Auburn	L	73-64
1/14/56	Auburn vs. #19 Alabama	L	86-77	2/18/74	#5 Vanderbilt at Auburn	L	89-79
2/4/56	Auburn vs. #7 Kentucky	L	82-81	3/4/74	Auburn at #7 Alabama	L	97-84
2/27/56	#7 Vanderbilt at Auburn	W	74-65	1/11/75	#7 Kentucky at Auburn	W	90-85
3/2/56	Auburn vs. #3 Alabama	L	93-82	2/1/75	#14 Auburn at #9 Alabama	L	77-53
2/25/57	Auburn at #3 Kentucky	L	103-85	3/8/75	#7 Alabama at Auburn	W	76-70
1/4/58	Auburn at #9 Mississippi State	L	70-42	12/27/75	Auburn at #9 N.C. State	L	79-74
2/22/58	#20 Tennessee at Auburn	W	72-66	1/10/76	#10 Alabama at Auburn	L	63-62
2/24/58	Auburn vs. #13 Kentucky	W	64-63	1/19/76	Auburn at #9 Tennessee	L	83-78
1/3/59	#8 Mississippi State at #9 Auburn	W	97-66	2/7/76	Auburn at #17 Alabama	L	86-75
2/21/59	#2 Auburn at #3 Kentucky	L	75-56	2/16/76	#8 Tennessee at Auburn	W	73-72 (OT)
1/19/60	Auburn at #6 Georgia Tech	W	66-59	1/3/77	#4 Alabama at #20 Auburn	W	74-71
2/2/60	#6 Georgia Tech at Auburn	W	48-45	1/15/77	#2 Kentucky at Auburn	L	75-68
1/6/62	Auburn at #9 Mississippi State	L	51-48	2/5/77	#11 Tennessee at Auburn	L	93-83
2/26/62	#3 Kentucky at Auburn	L	63-60	2/12/77	Auburn at #3 Kentucky	L	89-82
1/22/63	Auburn at #9 Georgia Tech	L	69-64	3/5/77	Auburn at #12 Alabama	L	81-77
2/1/64	#5 Vanderbilt at Auburn	W	81-63	1/9/78	#1 Kentucky at Auburn	L	101-77
2/22/64	Auburn vs. #3 Kentucky	L	99-79	2/6/78	Auburn at #1 Kentucky	L	104-81
2/22/65	Auburn at #8 Tennessee	L	69-38	1/15/79	Auburn at #13 LSU	L	94-82
3/1/65	#9 Vanderbilt at Auburn	L	79-64	1/20/79	#18 Alabama at Auburn	L	83-76
1/29/66	Auburn at #2 Kentucky	L	115-78	1/27/79	Auburn at #19 Vanderbilt	L	66-59
1/31/66	Auburn at #4 Vanderbilt	L	68-63	2/17/79	Auburn at #20 Alabama	L	80-73
2/12/66	#1 Kentucky at Auburn	L	77-64	3/2/79	Auburn vs. #20 Tennessee	L	75-64
2/14/66	#5 Vanderbilt at Auburn	L	91-76	1/2/80	Auburn at #2 Kentucky	L	67-65
12/31/66	#9 Vanderbilt at Auburn	W	64-51	1/16/80	Auburn at #14 LSU	L	93-82
1/9/67	Auburn at #10 Mississippi State	L	59-54	1/30/80	#3 Kentucky at Auburn	L	64-62
2/25/67	#9 Tennessee at Auburn	L	54-45	2/13/80	#5 LSU at Auburn	L	50-44
1/15/68	#8 Vanderbilt at Auburn	L	74-65	2/28/80	Auburn vs. #2 Kentucky	L	69-61
2/26/68	Auburn at #5 Kentucky	L	89-57	1/7/81	#4 Kentucky at Auburn	L	79-66
12/4/68	Auburn at #9 Vanderbilt	L	73-70	1/21/81	#5 LSU at Auburn	L	74-64
12/20/68	#9 Kentucky at Auburn	W	74-73	2/4/81	Auburn at #6 Kentucky	L	102-74
2/3/69	Auburn at #5 Kentucky	L	105-93	2/18/81	Auburn at #4 LSU	L	58-47
3/3/69	#17 Kentucky at Auburn	L	90-86	2/28/81	Auburn at #10 Tennessee	L	75-63
12/1/69	#1 South Carolina at Auburn	L	86-64	1/6/82	Auburn at #3 Kentucky	L	83-71
2/2/70	#2 Kentucky at Auburn	L	84-83	1/27/82	#13 Alabama at Auburn	L	67-65
3/2/70	Auburn at #1 Kentucky	L	102-81	2/3/82	#9 Kentucky at Auburn	W	83-81 (OT)
				2/24/82	Auburn at #17 Alabama	L	74-72
				2/27/82	#19 Tennessee at Auburn	W	56-54
				3/4/82	Auburn vs. #15 Kentucky	L	89-66

AUBURN VS. RANKED OPPONENTS BY OPPONENT RANKING (72-117)

12/8/82	Auburn at #9 Houston	L	77-65	12/28/93	Auburn vs. #7 Michigan	L	102-81
1/5/83	#5 Alabama at Auburn	W	91-80	1/14/94	#3 Arkansas at Auburn	L	117-105
1/15/83	Auburn at #6 Kentucky	W	75-67	1/30/94	#7 Kentucky at Auburn	L	91-74
2/12/83	#13 Kentucky at Auburn	L	71-69	2/2/94	Auburn at #24 Florida	L	68-67
				2/26/94	Auburn at #1 Arkansas	L	91-81
12/27/83	Auburn vs. #10 Wake Forest	L	76-67				
1/13/84	#2 Kentucky at Auburn	W	82-63	1/4/95	Auburn at #6 Kentucky	L	98-64
1/27/84	#10 LSU at Auburn	W	80-78	1/14/95	#4 Arkansas at Auburn	W	104-90
2/11/84	#16 Auburn at #6 Kentucky	L	84-64	1/25/95	#23 Florida at Auburn	W	77-71
3/10/84	Auburn vs. #3 Kentucky	L	51-49	2/1/95	Auburn at #20 Alabama	L	65-63
				2/11/95	Auburn at #21 Mississippi State	W	70-69
11/30/84	Auburn at #13 UAB	W	61-59	2/18/95	#18 Alabama at Auburn	L	86-73
3/16/85	Auburn vs. #13 Kansas	W	66-64	3/1/95	#14 Mississippi State at Auburn	W	76-69
3/22/85	Auburn vs. #7 North Carolina	L	62-56	3/4/95	Auburn at #7 Arkansas	L	68-66
				3/10/95	Auburn vs. #3 Kentucky	L	93-81
12/10/85	Auburn at #16 UAB	L	62-56				
1/6/86	#12 Kentucky at Auburn	W	60-56	11/26/95	Auburn vs. #13 Louisville	W	82-71
1/31/86	Auburn at #8 Kentucky	L	81-71	1/13/96	#17 Georgia at Auburn	W	89-86
2/15/86	#18 Alabama at Auburn	W	71-69	2/27/96	#1 Kentucky at Auburn	L	88-73
3/16/86	Auburn vs. #4 St. John's	W	81-65	3/8/96	Auburn vs. #25 Mississippi State	L	69-58
3/20/86	Auburn vs. #11 UNLV	W	70-63				
3/22/86	Auburn vs. #22 Louisville	L	84-76	1/18/97	Auburn at 4 Kentucky	L	77-53
				3/7/97	Auburn vs. #6 Kentucky	L	92-50
1/3/87	#11 Kentucky at #5 Auburn	L	63-60				
1/22/87	#17 Auburn at #13 Alabama	L	88-82	11/11/97	Auburn vs. #24 Temple	L	68-42
1/31/87	#19 Florida at #18 Auburn	W	81-68	1/21/98	#18 Arkansas at Auburn	L	79-65
2/1/87	#3 UNLV at #18 Auburn	L	104-85	1/24/98	#14 South Carolina at Auburn	L	61-56
2/21/87	#12 Alabama at Auburn	L	77-75	1/31/98	#12 Ole Miss at Auburn	W	68-67
3/7/87	Auburn vs. #9 Alabama	L	87-68	2/25/98	#7 Kentucky at Auburn	L	83-58
3/14/87	Auburn vs. #3 Indiana	L	107-90	2/28/98	Auburn at #13 Ole Miss	L	74-67
1/9/88	Auburn at #1 Kentucky	W	53-52	1/6/99	#18 Arkansas at #14 Auburn	W	83-66
2/6/88	Auburn at #10 Florida	W	58-57	1/20/99	#6 Auburn at #7 Kentucky	L	72-62
2/24/88	Auburn at #17 Vanderbilt	W	81-68	3/6/99	#4 Auburn vs. #14 Kentucky	L	69-57
3/17/88	Auburn vs. #11 Bradley	W	90-86	3/14/99	Auburn vs. #14 Ohio State	L	72-64
3/19/88	Auburn vs. #8 Oklahoma	L	107-87				
				11/27/99	#2 Auburn vs. #7 Stanford	L	67-58
1/4/89	#19 Tennessee at Auburn	L	84-73	1/11/00	#20 Kentucky at #4 Auburn	W	66-63
2/8/89	#19 LSU at Auburn	L	104-91	1/25/00	#7 Auburn at #11 Tennessee	L	105-76
				2/9/00	#8 Auburn at #25 LSU	L	83-68
1/6/90	#17 LSU at Auburn	L	77-70	2/16/00	#11 Auburn at #24 Vanderbilt	W	86-80
1/27/90	Auburn at #24 Alabama	L	78-59	2/27/00	#8 Auburn at #9 Florida	L	88-59
2/7/90	Auburn at #11 LSU	L	82-71	3/1/00	#12 LSU at #13 Auburn	L	55-53
3/9/90	Auburn vs. #16 LSU	W	78-76	3/10/00	#23 Auburn vs. #10 Florida	W	78-70
				3/18/00	#22 Auburn vs. #6 Iowa State	L	79-60
1/29/91	#10 Kentucky at Auburn	L	89-81				
2/13/91	Auburn at #20 LSU	L	98-61	1/6/01	#5 Tennessee at Auburn	L	96-88
3/2/91	Auburn at #13 Kentucky	L	114-93	1/25/01	#14 Florida at Auburn	L	65-63
3/8/91	Auburn vs. #16 LSU	W	92-77	1/27/01	Auburn at #15 Alabama	L	81-80
				2/21/01	#14 Alabama at Auburn	W	72-69 (OT)
1/4/92	Auburn at #16 Arkansas	L	110-92	2/24/01	Auburn at #12 Ole Miss	L	64-62
1/18/92	#9 Alabama at Auburn	W	81-63	2/28/01	Auburn at #15 Kentucky	L	90-78
2/8/92	#19 Kentucky at Auburn	L	85-67	3/8/01	Auburn vs. #24 Tennessee	L	73-66
2/26/92	#9 Arkansas at Auburn	L	82-74				
3/7/92	Auburn at #20 Alabama	L	82-80	12/8/01	Auburn vs. #7 Virginia	L	77-72
				1/12/02	#14 Alabama at Auburn	W	59-56
1/23/93	Auburn at #8 Arkansas	W	100-89	1/22/02	#8 Kentucky at Auburn	L	69-62
1/30/93	#15 Vanderbilt at Auburn	L	73-70	2/9/02	#17 Georgia at Auburn	W	75-72
2/27/93	Auburn at #2 Kentucky	L	80-78	2/20/02	Auburn at #8 Florida	L	89-61
3/6/93	#13 Arkansas at Auburn	W	81-80	2/27/02	Auburn at #6 Alabama	L	73-68
				3/7/02	Auburn vs. #11 Florida	L	81-63



AUBURN VS. RANKED OPPONENTS BY OPPONENT RANKING (72-117)

WAREAGLE

1/18/03	#9 Alabama at Auburn	W	77-68	12/2/13	Auburn at #17 Iowa State	L	99-70
1/22/03	#24 Auburn at #8 Kentucky	L	67-51	1/11/14	#21 Missouri at Auburn	L	70-68
1/25/03	#24 Auburn at #19 Georgia	L	85-79	1/18/14	#7 Florida at Auburn	L	68-61
2/19/03	#19 Mississippi State at Auburn	L	63-46	2/14/14	#14 Kentucky at Auburn	L	64-56
3/1/03	#4 Florida at Auburn	L	73-70	2/19/14	Auburn at #2 Florida	L	71-66
3/8/03	Auburn at #21 Mississippi State	L	67-45				
3/15/03	Auburn vs. #2 Kentucky	L	78-58	2/10/15	#23 Arkansas at Auburn	L	101-87
3/23/03	Auburn vs. #8 Wake Forest	W	68-62	2/21/15	Auburn at #1 Kentucky	L	110-75
3/28/03	Auburn vs. #12 Syracuse	L	79-78	3/14/15	Auburn vs. #1 Kentucky	L	91-67
1/7/04	Auburn at #20 Vanderbilt	L	59-53	12/19/15	Auburn at #10 Xavier	L	85-61
1/24/04	Auburn at #17 Florida	L	68-52	1/5/16	#20 South Carolina at Auburn	L	81-69
1/31/04	#11 Mississippi State at Auburn	L	73-68	1/16/16	#13 Kentucky at Auburn	W	75-70
2/18/04	Auburn at #24 LSU	W	80-68	3/1/16	#18 Texas A&M at Auburn	L	81-63
2/21/04	#9 Kentucky at Auburn	L	68-59				
3/2/04	Auburn at #5 Mississippi State	L	105-91	11/23/16	Auburn vs. #17 Purdue	L	96-71
				1/14/17	Auburn at #6 Kentucky	L	92-72
12/3/04	Auburn vs. #24 Virginia	L	89-87	1/24/17	Auburn at #23 South Carolina	L	98-69
1/5/05	Auburn at #18 Mississippi State	L	90-53	2/14/17	#13 Florida at Auburn	L	114-95
1/26/05	#14 Alabama at Auburn	L	60-55				
2/23/05	Auburn at #5 Kentucky	L	81-73	1/2/18	Auburn at #23 Tennessee	W	94-84
3/2/05	Auburn at #19 Alabama	L	94-53	1/6/18	#22 Arkansas at Auburn	W	88-77
				3/18/18	#19 Auburn vs. #20 Clemson	L	84-53
1/14/06	Auburn at #2 Florida	L	69-57				
2/1/06	Auburn at #24 LSU	L	84-69	11/9/18	#25 Washington at #11 Auburn	W	88-66
2/15/06	Auburn at #8 Tennessee	L	105-89	11/20/18	#8 Auburn vs. #1 Duke	L	78-72
2/18/06	#25 LSU at Auburn	L	65-61	1/19/19	#12 Kentucky at #14 Auburn	L	82-80
				1/26/19	#16 Auburn at #22 Mississippi State	L	92-84
11/25/06	Auburn vs. #7 Wisconsin	L	77-63	2/9/19	Auburn at #21 LSU	L	83-78
12/3/06	#2 Pittsburgh at Auburn	L	74-66	2/23/19	Auburn at #4 Kentucky	L	80-53
12/22/06	#13 Texas A&M at Auburn	L	87-58	3/9/19	#5 Tennessee vs. Auburn	W	84-80
1/13/07	Auburn at #13 LSU	L	65-63	3/17/19	#22 Auburn vs. #8 Tennessee	W	84-64
1/17/07	#22 Tennessee at Auburn	W	83-80	3/23/19	#14 Auburn vs. #17 Kansas	W	89-75
1/23/07	#12 Alabama at Auburn	W	81-57	3/29/19	#14 Auburn vs. #3 North Carolina	W	97-80
1/27/07	#1 Florida at Auburn	L	91-66	3/31/19	#14 Auburn vs. #7 Kentucky	W	77-71 (OT)
2/24/07	Auburn at #25 Alabama	W	86-77	4/6/19	#14 Auburn vs. #2 Virginia	L	63-62
1/19/08	#15 Ole Miss at Auburn	W	80-77	2/1/20	#13 Kentucky at #17 Auburn	W	75-66
2/2/08	Auburn at #18 Vanderbilt	L	78-71	2/8/20	#18 LSU at #11 Auburn	W	91-90 (OT)
2/20/08	Auburn at #2 Tennessee	L	89-70	2/29/20	#15 Auburn at #8 Kentucky	L	73-66
3/13/08	Auburn vs. #17 Vanderbilt	L	93-82				
				11/27/20	Auburn vs. #1 Gonzaga	L	67-90
2/21/09	Auburn at #23 LSU	L	79-72	1/26/21	#12 Missouri at Auburn	W	88-82
3/7/09	#11 LSU at Auburn	W	69-53	1/30/21	Auburn at #2 Baylor	L	72-84
				2/27/21	#25 Tennessee at Auburn	W	77-72
1/14/10	Auburn at #9 Tennessee	L	81-55	3/2/21	Auburn at #8 Alabama	L	58-70
1/28/10	Auburn at #18 Ole Miss	L	84-74				
1/11/11	Auburn at #13 Kentucky	L	78-54				
2/19/11	#18 Vanderbilt at Auburn	L	77-60				
1/11/12	#2 Kentucky at Auburn	L	68-53				
2/4/12	Auburn at #19 Mississippi State	L	91-88				
2/18/12	#23 Mississippi State at Auburn	W	65-55				
2/21/12	Auburn at #11 Florida	L	63-47				
12/29/12	Auburn vs. #12 Illinois	L	81-79				
1/26/13	#23 Ole Miss at Auburn	L	63-61				
2/2/13	Auburn at #17 Missouri	L	91-77				
2/16/13	#7 Florida at Auburn	L	83-52				

AUBURN MEN'S BASKETBALL

AUBURN VS. RANKED OPPONENTS BY OPPONENT RANKING (72-117)

AUBURN VS. #1 TEAMS (1-13)

3/2/51	Auburn vs. #1 Kentucky	L	84-54
2/12/66	#1 Kentucky at Auburn	L	77-64
12/1/69	#1 South Carolina at Auburn	L	86-64
3/2/70	Auburn at #1 Kentucky	L	102-81
1/9/78	#1 Kentucky at Auburn	L	101-77
2/6/78	Auburn at #1 Kentucky	L	104-81
1/9/88	Auburn at #1 Kentucky	W	53-52
2/26/94	Auburn at #1 Arkansas	L	91-81
2/27/96	#1 Kentucky at Auburn	L	88-73
1/27/07	#1 Florida at Auburn	L	91-66
2/21/15	Auburn at #1 Kentucky	L	110-75
3/14/15	Auburn vs. #1 Kentucky	L	91-67
11/20/18	#8 Auburn vs. #1 Duke	L	78-72
11/27/20	Auburn vs. #1 Gonzaga	L	67-80

AUBURN VS. #2 TEAMS (1-16)

2/27/54	Auburn vs. #2 Kentucky	L	109-79
2/26/55	Auburn at #2 Kentucky	L	93-59
1/29/66	Auburn at #2 Kentucky	L	115-78
2/2/70	#2 Kentucky at Auburn	L	84-83
1/15/77	#2 Kentucky at Auburn	L	75-68
1/2/80	Auburn at #2 Kentucky	L	67-65
2/28/80	Auburn vs. #2 Kentucky	L	69-61
1/13/84	#2 Kentucky at Auburn	W	82-63
2/27/93	Auburn at #2 Kentucky	L	80-78
3/15/03	Auburn vs. #2 Kentucky	L	78-58
1/14/06	Auburn at #2 Florida	L	69-57
12/3/06	#2 Pittsburgh at Auburn	L	74-66
2/20/08	Auburn at #2 Tennessee	L	89-70
1/11/12	#2 Kentucky at Auburn	L	68-53
2/19/14	Auburn at #2 Florida	L	71-66
4/6/19	#14 Auburn vs. #2 Virginia	L	63-62
1/30/21	Auburn at #2 Baylor	L	72-84

AUBURN VS. #3 TEAMS (1-15)

1/5/51	Auburn at #3 Kentucky	L	79-35
3/2/56	Auburn vs. #3 Alabama	L	93-82
2/25/57	Auburn at #3 Kentucky	L	103-85
2/21/59	#2 Auburn at #3 Kentucky	L	75-56
2/26/62	#3 Kentucky at Auburn	L	63-60
2/22/64	Auburn vs. #3 Kentucky	L	99-79
12/3/70	Auburn at #3 South Carolina	L	86-69
2/12/77	Auburn at #3 Kentucky	L	89-82
1/30/80	#3 Kentucky at Auburn	L	64-62
1/6/82	Auburn at #3 Kentucky	L	83-71
3/10/84	Auburn vs. #3 Kentucky	L	51-49
2/1/87	#3 UNLV at #18 Auburn	L	104-85
3/14/87	Auburn vs. #3 Indiana	L	107-90
1/14/94	#3 Arkansas at Auburn	L	117-105
3/10/95	Auburn vs. #3 Kentucky	L	93-81
3/29/19	#14 Auburn vs. #3 North Carolina	W	97-80

AUBURN VS. #4 TEAMS (3-6)

1/31/66	Auburn at #4 Vanderbilt	L	68-63
1/3/77	#4 Alabama at #20 Auburn	W	74-71
1/7/81	#4 Kentucky at Auburn	L	79-66
2/18/81	Auburn at #4 LSU	L	58-47
3/16/86	Auburn vs. #4 St. John's	W	81-65
1/14/95	#4 Arkansas at Auburn	W	104-90
1/18/97	Auburn at #4 Kentucky	L	77-53
3/1/03	#4 Florida at Auburn	L	73-70
2/23/19	Auburn at #4 Kentucky	L	80-53

AUBURN VS. #5 TEAMS (3-9)

2/1/64	#5 Vanderbilt at Auburn	W	81-63
2/14/66	#5 Vanderbilt at Auburn	L	91-76
2/26/68	Auburn at #5 Kentucky	L	89-57
2/3/69	Auburn at #5 Kentucky	L	105-93
2/18/74	#5 Vanderbilt at Auburn	L	89-79
2/13/80	#5 LSU at Auburn	L	50-44
1/21/81	#5 LSU at Auburn	L	74-64
1/5/83	#5 Alabama at Auburn	W	91-80
1/6/01	#5 Tennessee at Auburn	L	96-88
3/2/04	Auburn at #5 Mississippi St.	L	105-91
2/23/05	Auburn at #5 Kentucky	L	81-73
3/9/19	#5 Tennessee at Auburn	W	84-80

AUBURN VS. #6 TEAMS (3-7)

1/19/60	Auburn at #6 Georgia Tech	W	66-59
2/2/60	#6 Georgia Tech at Auburn	W	48-45
2/4/81	Auburn at #6 Kentucky	L	102-74
1/15/83	Auburn at #6 Kentucky	W	75-67
2/11/84	#16 Auburn at #6 Kentucky	L	84-64
1/4/95	Auburn at #6 Kentucky	L	98-64
3/7/97	Auburn vs. #6 Kentucky	L	92-50
3/18/00	#22 Auburn vs. #6 Iowa State	L	79-60
2/27/02	Auburn at #6 Alabama	L	73-68
1/14/17	Auburn at #6 Kentucky	L	92-72

AUBURN VS. #7 TEAMS (4-13)

2/4/56	Auburn vs. #7 Kentucky	L	82-81
2/27/56	#7 Vanderbilt at Auburn	W	74-65
3/4/74	Auburn at #7 Alabama	L	97-84
1/11/75	#7 Kentucky at Auburn	W	90-85
3/8/75	#7 Alabama at Auburn	W	76-70
3/22/85	Auburn vs. #7 North Carolina	L	62-56
12/28/93	Auburn vs. #7 Michigan	L	102-81
1/30/94	#7 Kentucky at Auburn	L	91-74
3/4/95	Auburn at #7 Arkansas	L	68-66
2/25/98	#7 Kentucky at Auburn	L	83-58
1/20/99	#6 Auburn at #7 Kentucky	L	72-62
11/27/99	#2 Auburn vs. #7 Stanford	L	67-58
12/8/01	Auburn vs. #7 Virginia	L	77-72
11/25/06	Auburn vs. #7 Wisconsin	L	77-63
2/16/13	#7 Florida at Auburn	L	83-52
1/18/14	#7 Florida at Auburn	L	68-61
3/31/19	#14 Auburn vs. #7 Kentucky	W	77-71 (OT)

AUBURN VS. #8 TEAMS (5-14)

2/14/53	#8 LSU at Auburn	L	65-57
1/3/59	#8 Mississippi State at #9 Auburn	W	97-66
2/22/65	Auburn at #8 Tennessee	L	69-38
1/15/68	#8 Vanderbilt at Auburn	L	74-65
1/30/71	Auburn at #8 Tennessee	L	90-68
2/2/74	#8 Alabama at Auburn	L	73-64
2/16/76	#8 Tennessee at Auburn	W	73-72 (OT)
2/12/79	#8 LSU at Auburn	L	68-58
1/31/86	Auburn at #8 Kentucky	L	81-71
3/19/88	Auburn vs. #8 Oklahoma	L	107-87
1/23/93	Auburn at #8 Arkansas	W	100-89
1/22/02	#8 Kentucky at Auburn	L	69-62
2/20/02	Auburn at #8 Florida	L	89-61
1/22/03	#24 Auburn at #8 Kentucky	L	67-51
3/23/03	Auburn vs. #8 Wake Forest	W	68-62
2/15/06	Auburn at #8 Tennessee	L	105-89
3/17/19	#22 Auburn vs. #8 Tennessee	W	84-64
2/29/20	#15 Auburn at #8 Kentucky	L	73-66
3/2/21	Auburn at #8 Alabama	L	58-70



AUBURN VS. RANKED OPPONENTS BY OPPONENT RANKING (72-117)

AUBURN VS. #9 TEAMS (5-15)

1/4/58	Auburn at #9 Mississippi State	L	70-42
1/6/62	Auburn at #9 Mississippi State	L	51-48
1/22/63	Auburn at #9 Georgia Tech	L	69-64
3/1/65	#9 Vanderbilt at Auburn	L	79-64
12/31/66	#9 Vanderbilt at Auburn	W	64-51
2/25/67	#9 Tennessee at Auburn	L	54-45
12/4/68	Auburn at #9 Vanderbilt	L	73-70
12/20/68	#9 Kentucky at Auburn	W	74-73
2/1/75	#14 Auburn at #9 Alabama	L	77-53
12/27/75	Auburn at #9 North Carolina State	L	79-74
1/19/76	Auburn at #9 Tennessee	L	83-78
2/3/82	#9 Kentucky at Auburn	W	83-81 (OT)
12/8/82	Auburn at #9 Houston	L	77-65
3/7/87	Auburn vs. #9 Alabama	L	87-68
1/18/92	#9 Alabama at Auburn	W	81-63
2/26/92	#9 Arkansas at Auburn	L	82-74
2/27/00	#8 Auburn at #9 Florida	L	88-59
1/18/03	#9 Alabama at Auburn	W	77-68
2/21/04	#9 Kentucky at Auburn	L	68-59
1/14/10	Auburn at #9 Tennessee	L	81-55

AUBURN VS. #10 TEAMS (3-7)

1/9/67	Auburn at #10 Mississippi State	L	59-54
3/1/71	#10 Kentucky at Auburn	L	102-83
1/10/76	#10 Alabama at Auburn	L	63-62
2/28/81	Auburn at #10 Tennessee	L	75-63
12/27/83	Auburn vs. #10 Wake Forest	L	76-67
1/27/84	#10 LSU at Auburn	W	80-78
2/6/88	Auburn at #10 Florida	W	58-57
1/29/91	#10 Kentucky at Auburn	L	89-81
3/10/00	#23 Auburn vs. #10 Florida	W	78-70
12/19/15	Auburn at #10 Xavier	L	85-61

AUBURN VS. #11 TEAMS (3-10)

3/5/55	Auburn vs. #11 Alabama	L	84-80
2/1/71	Auburn at #11 Kentucky	L	114-76
1/20/73	#11 Alabama at Auburn	L	76-64
2/5/77	#11 Tennessee at Auburn	L	93-83
3/20/86	Auburn vs. #11 UNLV	W	70-63
1/3/87	#11 Kentucky at #5 Auburn	L	63-60
3/17/88	Auburn vs. #11 Bradley	W	90-86
2/7/90	Auburn at #11 LSU	L	82-71
1/25/00	#7 Auburn at #11 Tennessee	L	105-76
3/7/02	Auburn vs. #11 Florida	L	81-63
1/31/04	#11 Mississippi State at Auburn	L	73-68
3/7/09	#11 LSU at Auburn	W	69-53
2/21/12	Auburn at #11 Florida	L	63-47

AUBURN VS. #12 TEAMS (4-8)

12/1/71	#12 South Carolina at Auburn	L	84-63
3/5/77	Auburn at #12 Alabama	L	81-77
1/6/86	#12 Kentucky at Auburn	W	60-56
2/21/87	#12 Alabama at Auburn	L	77-75
1/31/98	#12 Ole Miss at Auburn	W	68-67
3/1/00	#12 LSU at #13 Auburn	L	55-53
2/24/01	Auburn at #12 Ole Miss	L	64-62
3/28/03	Auburn vs. #12 Syracuse	L	79-78
1/23/07	#12 Alabama at Auburn	W	81-57
12/29/12	Auburn vs. #12 Illinois	L	81-79
1/19/19	#12 Kentucky at #14 Auburn	L	82-80
1/26/21	#12 Missouri at Auburn	W	88-82

AUBURN VS. #13 TEAMS (7-11)

2/20/54	Auburn at #13 LSU	L	77-59
2/24/58	Auburn vs. #13 Kentucky	W	64-63
1/15/79	Auburn at #13 LSU	L	94-82
1/27/82	#13 Alabama at Auburn	L	67-65
2/12/83	#13 Kentucky at Auburn	L	71-69
11/30/84	Auburn at #13 UAB	W	61-59
3/16/85	Auburn vs. #13 Kansas	W	66-64
1/22/87	#17 Auburn at #13 Alabama	L	88-82
3/2/91	Auburn at #13 Kentucky	L	114-93
3/6/93	#13 Arkansas at Auburn	W	81-80
11/26/95	Auburn vs. #13 Louisville	W	82-71
2/28/98	Auburn at #13 Ole Miss	L	74-67
12/22/06	#13 Texas A&M at Auburn	L	87-58
1/13/07	Auburn at #13 LSU	L	65-63
1/11/11	Auburn at #13 Kentucky	L	78-54
1/16/16	#13 Kentucky at Auburn	W	75-70
2/14/17	#13 Florida at Auburn	L	114-95
2/1/20	#13 Kentucky at #17 Auburn	W	75-66

AUBURN VS. #14 TEAMS (3-7)

1/16/80	Auburn at #14 LSU	L	93-82
3/1/95	#14 Mississippi State at Auburn	W	76-69
1/24/98	#14 South Carolina at Auburn	L	61-56
3/6/99	#4 Auburn vs. #14 Kentucky	L	69-57
3/14/99	Auburn vs. #14 Ohio State	L	72-64
1/25/01	#14 Florida at Auburn	L	65-63
2/21/01	#14 Alabama at Auburn	W	72-69 (OT)
1/12/02	#14 Alabama at Auburn	W	59-56
1/26/05	#14 Alabama at Auburn	L	60-55
2/14/14	#14 Kentucky at Auburn	L	64-56

AUBURN VS. #15 TEAMS (1-5)

12/20/55	Auburn at #15 Oklahoma City	L	76-58
3/4/82	Auburn vs. #15 Kentucky	L	89-66
1/30/93	#15 Vanderbilt at Auburn	L	73-70
1/27/01	Auburn at #15 Alabama	L	81-80
2/28/01	Auburn at #15 Kentucky	L	90-78
1/19/08	#15 Ole Miss at Auburn	W	80-77

AUBURN VS. #16 TEAMS (2-3)

1/15/55	Auburn vs. #16 Alabama	L	99-78
12/10/85	Auburn at #16 UAB	L	62-56
3/9/90	Auburn vs. #16 LSU	W	78-76
3/8/91	Auburn vs. #16 LSU	W	92-77
1/4/92	Auburn at #16 Arkansas	L	110-92

AUBURN VS. #17 TEAMS (4-12)

3/3/69	#17 Kentucky at Auburn	L	90-86
2/27/71	#17 Tennessee at Auburn	L	76-71
2/17/73	Auburn at #17 Alabama	L	87-75
12/1/73	Auburn vs. #17 Jacksonville	L	90-78
2/7/76	Auburn at #17 Alabama	L	86-75
2/24/82	Auburn at #17 Alabama	L	74-72
2/24/88	Auburn at #17 Vanderbilt	W	81-68
1/6/90	#17 LSU at Auburn	L	77-70
1/13/96	#17 Georgia at Auburn	W	89-86
2/9/02	#17 Georgia at Auburn	W	75-72
1/24/04	Auburn at #17 Florida	L	68-52
3/13/08	Auburn vs. #17 Vanderbilt	L	93-82
2/2/13	Auburn at #17 Missouri	L	91-77
12/2/13	Auburn at #17 Iowa State	L	99-70
11/23/16	Auburn vs. #17 Purdue	L	96-71
3/23/19	#14 Auburn vs. #17 Kansas	W	89-75

AUBURN VS. RANKED OPPONENTS BY OPPONENT RANKING (72-117)

AUBURN VS. #18 TEAMS (3-8)

1/20/79	#18 Alabama at Auburn	L	83-76
2/15/86	#18 Alabama at Auburn	W	71-69
2/18/95	#18 Alabama at Auburn	L	86-73
1/21/98	#18 Arkansas at Auburn	L	79-65
1/6/99	#18 Arkansas at Auburn	W	83-66
1/5/05	Auburn at #18 Mississippi State	L	90-53
2/2/08	Auburn at #18 Vanderbilt	L	78-71
1/28/10	#18 Ole Miss at Auburn	L	84-74
2/19/11	#18 Vanderbilt at Auburn	L	77-60
3/1/16	#18 Texas A&M at Auburn	L	81-63
2/8/20	#18 LSU at #11 Auburn	W	91-90 (OT)

AUBURN VS. #19 TEAMS (3-10)

12/30/53	Auburn at #19 Vanderbilt	L	96-48
1/14/56	Auburn vs. #19 Alabama	L	86-77
12/5/70	#19 North Carolina State at Auburn	W	91-85
1/27/79	Auburn at #19 Vanderbilt	L	66-59
2/27/82	#19 Tennessee at Auburn	W	56-54
1/31/87	#19 Florida at Auburn	W	81-68
1/4/89	#19 Tennessee at Auburn	L	84-73
2/8/89	#19 LSU at Auburn	L	104-91
2/8/92	#19 Kentucky at Auburn	L	85-67
1/25/03	Auburn at #19 Georgia	L	85-79
2/19/03	#19 Mississippi State at Auburn	L	63-46
3/2/05	Auburn at #19 Alabama	L	94-53
2/4/12	Auburn at #19 Mississippi State	L	91-88

AUBURN VS. #20 TEAMS (2-9)

2/5/55	Auburn at #20 Vanderbilt	L	79-74
2/22/58	#20 Tennessee at Auburn	W	72-66
2/17/79	Auburn at #20 Alabama	L	80-73
3/2/79	Auburn vs. #20 Tennessee	L	75-64
2/13/91	Auburn at #20 LSU	L	98-61
3/7/92	Auburn at #20 Alabama	L	82-80
2/1/95	Auburn at #20 Alabama	L	65-63
1/11/00	#20 Kentucky at Auburn	W	66-63
1/7/04	Auburn at #20 Vanderbilt	L	59-53
1/5/16	#20 South Carolina at Auburn	L	81-69
3/18/18	#19 Auburn vs. #20 Clemson	L	84-53

AUBURN VS. #21 TEAMS (1-3)

2/11/95	Auburn at #21 Mississippi State	W	70-69
3/8/03	Auburn at #21 Mississippi State	L	67-45
1/11/14	#21 Missouri at Auburn	L	70-68
2/9/19	Auburn at #21 LSU	L	83-78

AUBURN VS. #22 TEAMS (2-2)

3/22/86	Auburn vs. #22 Louisville	L	84-76
1/17/07	#22 Tennessee at Auburn	W	83-80
1/6/18	#22 Arkansas at Auburn	W	88-77
1/26/19	#16 Auburn at #22 Mississippi State	L	92-84

AUBURN VS. #23 TEAMS (3-4)

1/25/95	#23 Florida at Auburn	W	77-71
2/21/09	Auburn at #23 LSU	L	79-72
2/18/12	#23 Mississippi State at Auburn	W	65-55
1/26/13	#23 Ole Miss at Auburn	L	63-61
2/10/15	#23 Arkansas at Auburn	L	101-87
1/24/17	Auburn at #23 South Carolina	L	98-69
1/2/18	Auburn at #23 Tennessee	W	94-86

AUBURN VS. #24 TEAMS (2-7)

1/27/90	Auburn at #24 Alabama	L	78-59
3/9/91	Auburn vs. #24 Alabama	L	77-59
2/2/94	Auburn at #24 Florida	L	68-67
11/11/97	Auburn vs. #24 Temple	L	68-42
2/16/00	Auburn at #24 Vanderbilt	W	86-80
3/8/01	Auburn vs. #24 Tennessee	L	73-66
2/18/04	Auburn at #24 LSU	W	80-68
12/3/04	Auburn vs. #24 Virginia	L	89-87
2/1/06	Auburn at #24 LSU	L	84-69

AUBURN VS. #25 TEAMS (3-3)

3/8/96	Auburn vs. #25 Mississippi State	L	69-58
2/9/00	Auburn at #25 LSU	L	83-68
2/18/06	#25 LSU at Auburn	L	65-61
2/24/07	Auburn at #25 Alabama	W	86-77
11/9/18	#25 Washington at #11 Auburn	W	88-66
2/27/21	#25 Tennessee at Auburn	W	77-72



TOURNAMENT PARTICIPATION

TOURNAMENT PARTICIPATION BY TOURNAMENT

ALL COLLEGE CLASSIC (2-4)

- 1948 Baylor 59, Auburn 44
Colorado A&M 46, Auburn 41
SMU 59, Auburn 41
1967 Auburn 65, Arkansas 58
Oklahoma City 78, Auburn 68
Auburn 76, Virginia Tech 61

BANK ONE FIESTA BOWL BASKETBALL CLASSIC (1-1)

- 1993 Michigan 102, Auburn 81
Auburn 81, Fordham 60

BAYOU CLASSIC (1-1)

- 1979 Auburn 74, Cal. St.-Long Beach 69
SW Louisiana 92, Auburn 75

BIG APPLE NIT (0-1)

- 1985 West Virginia 75, Auburn 58

BIG ISLAND INVITATIONAL (1-2)

- 1996 Colorado 78, Auburn 72 (OT)
Auburn 98, Hawaii-Hilo 92 (OT)
Texas Christian 86, Auburn 66

BIG SUN TOURNAMENT (2-0)

- 1978 Auburn 78, Oklahoma 70
Auburn 63, Navy 57

BIRMINGHAM CLASSIC (8-2)

- 1957 Auburn 75, TCU 63
Miss. State 52, Auburn 37
1958 Auburn 70, Wyoming 47
Auburn 79, Alabama 60
1959 Navy 68, Auburn 61
Auburn 59, Alabama 52
1960 Auburn 76, VPI 73
Auburn 74, Alabama 62
1961 Auburn 67, LSU 50
Auburn 77, VPI 63

BLADE GRASS CLASSIC (1-1)

- 1980 Air Force 48, Auburn 46 (OT)
Auburn 63, Columbia 55

BLUE ANGELS CLASSIC (2-2)

- 1989 Auburn 75, Navy 61
Southern Miss 84, Auburn 73
1991 Auburn 93, Slippery Rock 66
South Alabama 107, Auburn 87

BLUEBONNET BOWL TOURNAMENT (1-1)

- 1964 Houston 50, Auburn 48
Auburn 94, Rice 71

BLUE GRAY TOURNAMENT (2-2)

- 1954 Auburn 91, Washington & Lee 81
Auburn 73, Tennessee 64
1955 Texas 83, Auburn 76
Eastern Kentucky 93, Auburn 71

CANCUN CHALLENGE (3-1)

- 2016 Auburn 83, Georgia State 65
Auburn 85, Eastern Kentucky 64
Auburn 67, Texas Tech 65
#17 Purdue 96, Auburn 71

CAPITAL CITY CLASSIC (3-1)

- 1994 Auburn 83, Florida A&M 70
Kansas State 78, Auburn 75
1995 Auburn 92, Norfolk State 56
Auburn 84, Florida A&M 54

CARDINAL VARSITY CLUB CLASSIC (1-1)

- 1994 Auburn 77, Georgia Southern 45
Ball State 82, Auburn 74

CAROLINA INVITATIONAL (1-2)

- 1951 Auburn 66, Davidson 59
Georgia Tech 79, Auburn 62
South Carolina 70, Auburn 67

CAROUSEL TOURNAMENT (2-1)

- 1956 Auburn 89, Clemson 64
Auburn 66, St. Joseph's 64
Wake Forest 58, Auburn 48

CHARLESTON CLASSIC (3-4)

- 2012 Murray State 79, Auburn 59
Auburn 55, Col. of Charleston 51
Dayton 73, Auburn 63
Boston College 50, Auburn 49
2017 Auburn 83, Indiana State 64
Temple 88, Auburn 74
Auburn 89, Hofstra 78

COLONIAL CLASSIC (1-1)

- 1983 Auburn 78, Youngstown State 52
South Alabama 95, Auburn 73

COTTON STATE CLASSIC (1-1)

- 1987 Auburn 65, Villanova 64
Georgia Tech 83, Auburn 72

COUGAR CLASSIC (1-1)

- 1997 Pepperdine 62, Auburn 55
Auburn 63, Weber State 58

DR. PEPPER CLASSIC (1-1)

- 1991 Auburn 104, Eastern Kentucky 92
Tenn.-Chattanooga 87, Auburn 75

DR. PEPPER INVITATIONAL (2-0)

- 1995 Auburn 63, Liberty 58
Auburn 83, Baylor 64

ENERGIA SYSTEMS THANKSGIVING TOURNAMENT (2-1)

- 2000 Auburn 89, Robert Morris 71
Toledo 95, Auburn 90 (2OT)
Auburn 80, Providence 69

ESPN COLLEGE HOOPS TIP-OFF MARATHON (0-2)

- 2014 Colorado 90, Auburn 59
2015 Colorado 91, Auburn 84

FORT MYERS TIP-OFF (1-1)

- 2020 Auburn 96, Saint Joseph's 91 (OT)
Gonzaga 90, Auburn 67

GATOR BOWL TOURNAMENT (1-1)

- 1983 Wake Forest 76, Auburn 67
Auburn 95, Villanova 83

GREAT ALASKA SHOOTOUT (0-3)

- 1989 Michigan State 92, Auburn 79
Connecticut 95, Auburn 81
Alaska-Anchorage 109, Auburn 94

HAWAIIAN AIRLINES DIAMOND HEAD CLASSIC (2-4)

- 2011 Auburn 65, Hawai'i 62
Long Beach State 64, Auburn 48
UTEP 83, Auburn 76
2015 Auburn 83, New Mexico 78
Harvard 69, Auburn 51
Hawai'i 79, Auburn 67

HOUSTON CLASSIC (0-2)

- 1961 Texas A&M 62, Auburn 50
Houston 54, Auburn 49

ILLINI CLASSIC (1-1)

- 1987 Auburn 70, San Jose St. 65
Illinois 107, Auburn 103 (OT)

- IPTAY TOURNAMENT (0-2)**
 1973 Clemson 87, Auburn 72
 Jacksonville 90, Auburn 78
- IRON DUKE CLASSIC (0-2)**
 1981 William & Mary 58, Auburn 48
 Duke 72, Auburn 71
- KRYSTAL CLASSIC (1-1)**
 1984 VCU 78, Auburn 59
 Auburn 95, Delaware 63
- LEGENDS CLASSIC (2-0)**
 2019 #18 Auburn 84, New Mexico 59
 #18 Auburn 79, Richmond 65
- LOUISVILLE CLASSIC (1-1)**
 1976 Creighton 81, Auburn 76
 Auburn 78, Rutgers 75
- MARSHALL MEMORIAL INVITATIONAL (2-0)**
 1977 Auburn 66, Southern Illinois 65
 Auburn 112, Oklahoma State 94
- MAUI INVITATIONAL (2-1)**
 2018 #9 Auburn 88, Xavier 79 (OT)
 #1 Duke 78, #8 Auburn 72
 #8 Auburn 73, Arizona 57
- MEMPHIS INVITATIONAL (1-1)**
 1953 Auburn 78, Memphis State 64
 Ole Miss 65, Auburn 55
- MGM GRAND MAIN EVENT (1-1)**
 2014 Tulsa 53, Auburn 35
 Auburn 71, Oregon State 69
- MIKE SLIVE INVITATIONAL (2-0)**
 2018 #8 Auburn 75, UAB 71 (OT)
 2019 #12 Auburn 67, Saint Louis 61
- MOBILE CLASSIC (4-0)**
 1966 Auburn 67, Florida State 59
 Auburn 80, TCU 79
 1968 Auburn 73, Southern Miss 70
 Auburn 75, Xavier 73
- OLD DOMINION TOURNAMENT (1-1)**
 1970 Auburn 86, Xavier 73
 Old Dominion 89, Auburn 76
- PILLSBURY CLASSIC (1-1)**
 1974 Clemson 63, Auburn 59
 Auburn 73, Navy 69
- POINSETTIA TOURNAMENT (2-2)**
 1964 Clemson 77, Auburn 65
 Auburn 107, Furman 86
 1971 Auburn 103, Furman 78
 Clemson 77, Auburn 67

- PUERTO RICO SHOOTOUT (3-0)**
 1995 Auburn 70, La Salle 60
 Auburn 82, James Madison 71
 Auburn 82, #13 Louisville 78
- RED LOBSTER CLASSIC (3-1)**
 1985 Auburn 78, Central Florida 49
 Auburn 89, Boston College 85
 1988 Villanova 84, Auburn 83
 Auburn 95, Central Florida 68
- SAN JUAN SHOOTOUT (8-1)**
 1999 #6 Auburn 109, P.R.-Mayaguez 52
 #6 Auburn 73, Virginia Tech 63
 #6 Auburn 87, Pepperdine 76
 2002 Auburn 94, P. R.-Mayaguez 64
 Auburn 63, Denver 58
 Auburn 94, Troy State 66
 2004 Auburn 74, Delaware 46
 Auburn 79, Middle Tenn. State 74
 Toledo 68, Auburn 65
- SEC-BIG EAST CHALLENGE (0-4)**
 2007 West Virginia 88, Auburn 59
 2010 Rutgers 63, Auburn 54
 2011 Seton Hall 81, Auburn 59
 2012 DePaul 80, Auburn 76
- SEC-BIG 12 CHALLENGE (2-3)**
 2013 #17 Iowa State 99, Auburn 70
 2014 Texas Tech 46, Auburn 44
 2016 Oklahoma State 74, Auburn 63
 2017 Auburn 88, TCU 80
 2019 #16 Auburn 80, Iowa State 76
- SHOW ME CLASSIC (0-2)**
 1979 Arkansas State 69, Auburn 62
 George Washington 71, Auburn 60
- SOUTH PADRE ISLAND INVITATIONAL (2-2)**
 2006 Auburn 95, Winston-Salem St. 62
 Auburn 64, East Tenn. State 58
 Oklahoma State 66, Auburn 65
 #7 Wisconsin 77, Auburn 63
- SUGAR BOWL TOURNAMENT (4-6)**
 1962 Auburn 64, Xavier 57
 Auburn 71, Houston 69
 1963 Duke 84, Auburn 67
 Auburn 62, Loyola (N.O.) 52
 1965 Dayton 85, Auburn 71
 Houston 89, Auburn 76
 1977 Southern Cal 85, Auburn 74
 Temple 74, Auburn 73
 1990 Villanova 88, Auburn 71
 Auburn 84, Tulane 71
- SUN BOWL CLASSIC (3-3)**
 1973 UTEP 68, Auburn 56
 Auburn 88, Lamar 78
 1975 SMU 87, Auburn 85 (OT)
 Auburn 92, Tulsa 74
 1986 Auburn 89, Iowa State 87
 UTEP 87, Auburn 82

- TAMPA INVITATIONAL (3-1)**
 1965 Auburn 76, Columbia 75 (OT)
 Auburn 59, Florida State 58
 1967 St. Bonaventure 77, Auburn 73
 Auburn 70, Rutgers 62
- TROJAN CLASSIC (0-2)**
 1972 Southern Cal 73, Auburn 66
 Western Kentucky 87, Auburn 72
- UNITED AIRLINES TIP-OFF CLASSIC (2-0)**
 1998 Auburn 70, Rutgers 55
 Auburn 84, Hawaii 57
- USAIR EAST COAST CLASSIC (1-1)**
 1992 Auburn 65, Louisiana Tech 45
 UNC-Wilmington 91, Auburn 80
- UTAH HILTON CLASSIC (2-0)**
 1982 Auburn 69, Cal State-Fullerton 60
 Auburn 71, Utah 62
- VANDERBILT CLASSIC (2-0)**
 1969 Auburn 70, St. Louis 66
 Auburn 85, Dartmouth 76
- VETERANS CLASSIC (1-0)**
 1969 #24 Auburn 76, Davidson 66
- VOLUNTEER INVITATIONAL (0-2)**
 1966 Tennessee 73, Auburn 49
 Miami (Fla.) 87, Auburn 73
- WENDY'S CLASSIC (1-1)**
 1985 Auburn 80, Kentucky Wesleyan 71
 Western Kentucky 71, Auburn 58

TOURNAMENT PARTICIPATION BY YEAR

1948

All College Classic in Oklahoma City, Okla.
Dec. 27—Baylor 59, Auburn 44
Dec. 28—Colorado A&M 46, Auburn 41
Dec. 29—SMU 59, Auburn 41

1951

Carolina Invitational in Charlotte, N.C.
Dec. 28—Auburn 66, Davidson 59
Dec. 29—Georgia Tech 79, Auburn 62
Dec. 29—South Carolina 70, Auburn 67

1953

Memphis Invitational in Memphis, Tenn.
Jan. 2—Auburn 78, Memphis State 64
Jan. 3—Ole Miss 65, Auburn 55

1954

Blue-Gray Tournament in Montgomery, Ala.
Dec. 17—Auburn 91, Washington & Lee 81
Dec. 18—Auburn 73, Tennessee 64
(CHAMPIONS)

1955

Blue-Gray Tournament in Montgomery, Ala.
Dec. 16—Texas 83, Auburn 76
Dec. 17—Eastern Ky. 93, Auburn 71

1956

Carousel Tournament in Charlotte, N.C.
Dec. 17—Auburn 89, Clemson 64
Dec. 18—Auburn 66, St. Joseph's 64
Dec. 19—Wake Forest 58, Auburn 48

1957

Birmingham Classic in Birmingham, Ala.
Dec. 13—Auburn 75, TCU 63
Dec. 14—Mississippi State 52, Auburn 37

1958

Birmingham Classic in Birmingham, Ala.
Dec. 19—#13 Auburn 70, Wyoming 47
Dec. 20—#13 Auburn 79, Alabama 60
(CHAMPIONS)

1959

Birmingham Classic in Birmingham, Ala.
Dec. 18—Navy 68, Auburn 61
Dec. 19—Auburn 59, Alabama 52

1960

Birmingham Classic in Birmingham, Ala.
Dec. 16—#11 Auburn 76, VPI 73
Dec. 17—#11 Auburn 74, Alabama 62
(CHAMPIONS)

1961

Birmingham Classic in Birmingham, Ala.
Dec. 15—Auburn 67, LSU 50
Dec. 16—Auburn 77, VPI 63
(CHAMPIONS)

Houston Classic in Houston, Texas
Dec. 22—Texas A&M 62, Auburn 50
Dec. 23—Houston 54, Auburn 49

1962

Sugar Bowl Tournament in New Orleans, La.
Dec. 28—Auburn 64, Xavier 57
Dec. 29—Auburn 71, Houston 69 (OT)
(CHAMPIONS)

1963

Sugar Bowl Tournament in New Orleans, La.
Dec. 30—Duke 84, Auburn 67
Dec. 31—Auburn 62, Loyola (N.O.) 52

1964

Bluebonnet Bowl Tour. in Houston, Texas
Dec. 15—Houston 50, Auburn 48
Dec. 17—Auburn 94, Rice 71

Poinsettia Classic in Greenville, S.C.
Dec. 27—Clemson 77, Auburn 65
Dec. 29—Auburn 107, Furman 86

1965

Tampa Invitational in Tampa, Fla.
Dec. 20—Auburn 76, Columbia 75 (OT)
Dec. 21—Auburn 59, Florida State 58
(CHAMPIONS)

Sugar Bowl Tournament in New Orleans, La.
Dec. 29—Dayton 85, Auburn 71
Dec. 30—Houston 89, Auburn 76

1966

Volunteer Invitational in Knoxville, Tenn.
Dec. 16—Tennessee 73, Auburn 49
Dec. 17—Miami (Fla.) 87, Auburn 73

Mobile Classic in Mobile, Ala.
Dec. 27—Auburn 67, Florida State 59
Dec. 28—Auburn 80, TCU 79
(CHAMPIONS)

1967

Tampa Invitational in Tampa, Fla.
Dec. 18—St. Bonaventure 77, Auburn 73
Dec. 19—Auburn 70, Rutgers 62

All-College Classic in Oklahoma City, Okla.
Dec. 27—Auburn 65, Arkansas 58
Dec. 28—Oklahoma City 78, Auburn 68
Dec. 29—Auburn 76, Virginia Tech 61

1968

Mobile Classic in Mobile, Ala.
Dec. 27—Auburn 73, Southern Miss 70
Dec. 28—Auburn 75, Xavier 73
(CHAMPIONS)

1969

Vanderbilt Classic in Nashville, Tenn.
Dec. 19—Auburn 70, St. Louis 66
Dec. 20—Auburn 85, Dartmouth 76
(CHAMPIONS)

1970

Old Dominion Tournament in Norfolk, Va.
Dec. 29—Auburn 86, Xavier 73
Dec. 30—Old Dominion 89, Auburn 76

1971

Poinsettia Tournament in Greenville, S.C.
Dec. 29—Auburn 103, Furman 78
Dec. 30—Clemson 77, Auburn 67

1972

Trojan Classic in Los Angeles, Calif.
Dec. 15—Southern Cal 73, Auburn 66
Dec. 16—Western Kentucky 87, Auburn 72

1973

IPTAY Tournament in Clemson, S.C.
Nov. 30—Clemson 87, Auburn 72
Dec. 1—#17 Jacksonville 90, Auburn 78

Sun Carnival in El Paso, Texas
Dec. 21—Texas-El Paso 68, Auburn 56
Dec. 22—Auburn 88, Lamar 78

1974

Pillsbury Classic in Minneapolis, Minn.
Dec. 27—Clemson 63, Auburn 59
Dec. 28—Auburn 73, Navy 69

1975

Sun Carnival in El Paso, Texas
Dec. 19—SMU 87, #17 Auburn 85 (OT)
Dec. 20—#17 Auburn 92, Tulsa 74

1976

Louisville Classic in Louisville, Ky.
Dec. 28—Creighton 81, #20 Auburn 76
Dec. 29—#20 Auburn 78, Rutgers 75

1977

Marshall Memorial Inv. in Huntington, W. Va.
Dec. 10—Auburn 66, Southern Illinois 65
Dec. 11—Auburn 112, Oklahoma St. 94
(CHAMPIONS)

Sugar Bowl Tournament in New Orleans, La.
Dec. 29—Southern Cal 85, Auburn 74
Dec. 30—Temple 74, Auburn 73

1978

Big Sun Tournament in St. Petersburg, Fla.
Dec. 15—Auburn 78, Oklahoma 70
Dec. 16—Auburn 63, Navy 57
(CHAMPIONS)

1979

Show Me Classic in Columbia, Mo.
Dec. 7—Arkansas State 69, Auburn 62
Dec. 8—George Washington 71, Auburn 60

Bayou Classic in Lafayette, La.
Dec. 21—Auburn 74, Cal St.-Long Beach 69
Dec. 22—Southwestern La. 92, Auburn 75

1980

Blade-Glass Classic in Toledo, Ohio
Dec. 29—Air Force 48, Auburn 46 (OT)
Dec. 30—Auburn 63, Columbia 55

1981

Iron Duke Classic in Durham, N.C.
Dec. 29—William & Mary 58, Auburn 48
Dec. 30—Duke 72, Auburn 71

1982

Utah-Hilton Classic in Salt Lake City, Utah
Dec. 28—Auburn 69, Cal State-Fullerton 60
Dec. 29—Auburn 71, Utah 62
(CHAMPIONS)

1983

Colonial Classic in Mobile, Ala.
Dec. 8—Auburn 78, Youngstown State 52
Dec. 9—South Alabama 95, Auburn 73

Gator Bowl Tournament in Jacksonville, Fla.
Dec. 27—#10 Wake Forest 76, Auburn 67
Dec. 28—Auburn 95, Villanova 83

TOURNAMENT PARTICIPATION BY YEAR

1984

Krystal Classic in Chattanooga, Tenn.
Dec. 21—VCU 78, Auburn 59
Dec. 22—Auburn 95, Delaware 63

1985

Big Apple NIT in Hartford, Conn.
Nov. 22—West Virginia 75, #10 Auburn 58

Wendy's Classic in Bowling Green, Ky.
Dec. 6—Auburn 80, Kentucky Wesleyan 71
Dec. 7—Western Kentucky 71, Auburn 58

Red Lobster Classic in Orlando, Fla.
Dec. 22—Auburn 78, Central Florida 49
Dec. 23—Auburn 89, Boston College 85
(CHAMPIONS)

1986

Sun Bowl Classic in El Paso, Texas
Dec. 28—#5 Auburn 89, Iowa State 87
Dec. 29—UTEP 87, Auburn 82

1987

Illini Classic in Champaign, Ill.
Dec. 11—Auburn 70, San Jose State 65
Dec. 12—Illinois 107, Auburn 103 (OT)

Cotton States Classic in Atlanta, Ga.
Dec. 29—Auburn 65, Villanova 64
Dec. 30—Georgia Tech 83, Auburn 72

1988

Red Lobster Classic in Orlando, Fla.
Dec. 28—Villanova 84, Auburn 83
Dec. 29—Auburn 95, Central Florida 68

1989

Great Alaska Shootout in Anchorage, Alaska
Nov. 24—Michigan State 92, Auburn 79
Nov. 25—Connecticut 95, Auburn 81
Nov. 26—Alaska-Anchorage 109, Auburn 94

Blue Angels Classic in Pensacola, Fla.
Dec. 28—Auburn 75, Navy 61
Dec. 29—Southern Miss 84, Auburn 73

1990

USF&G Sugar Bowl Tourney in New Orleans, La.
Dec. 27—Villanova 88, Auburn 71
Dec. 28—Auburn 84, Tulane 71

1991

Blue Angels Classic in Pensacola, Fla.
Dec. 20—Auburn 93, Slippery Rock 66
Dec. 21—South Alabama 107, Auburn 87

Dr. Pepper Classic in Chattanooga, Tenn.
Dec. 28—Auburn 104, Eastern Kentucky 92
Dec. 29—Tenn.-Chattanooga 87, Auburn 75

1992

USAir East Coast Classic in Wilmington, N.C.
Dec. 18—Auburn 65, Louisiana Tech 45
Dec. 19—UNC-Wilmington 91, Auburn 80

1993

Bank One Fiesta Bowl Basketball Classic in Tucson, Ariz.
Dec. 28—#7 Michigan 102, Auburn 81
Dec. 30—Auburn 81, Fordham 60

1994

Cardinal Varsity Club Classic in Muncie, Ind.
Dec. 2—Auburn 77, Georgia Southern 45
Dec. 3—Ball State 82, Auburn 74

Capital City Classic in Tallahassee, Fla.
Dec. 29—Auburn 83, Florida A&M 70
Dec. 30—Kansas State 78, Auburn 75

1995

Puerto Rico Shootout in Bayamon, P.R.
Nov. 24—Auburn 70, La Salle 60
Nov. 25—Auburn 82, James Madison 71
Nov. 26—Auburn 82, #13 Louisville 78
(CHAMPIONS)

Dr. Pepper Invitational in Waco, Texas
Dec. 8—Auburn 63, Liberty 58
Dec. 9—Auburn 83, Baylor 64
(CHAMPIONS)

Capital City Classic in Tallahassee, Fla.
Dec. 29—Auburn 92, Norfolk State 56
Dec. 30—Auburn 84, Florida A&M 54
(CHAMPIONS)

1996

Big Island Invitational in Hilo, Hawaii
Nov. 29—Colorado 78, Auburn 72 (OT)
Nov. 30—Auburn 98, Hawaii-Hilo 92 (OT)
Dec. 1—Texas Christian 86, Auburn 66

1997

Cougar Classic in Provo, Utah
Dec. 12—Pepperdine 62, Auburn 55
Dec. 13—Auburn 63, Weber State 58

1998

United Airlines Tip-Off Classic in Honolulu, Hawaii
Nov. 27—Auburn 70, Rutgers 55
Nov. 28—Auburn 84, Hawaii 57
(CHAMPIONS)

1999

San Juan Shootout in San Juan, P.R.
Dec. 20—#6 Auburn 109, P.R.-Mayaguez 52
Dec. 21—#6 Auburn 73, Virginia Tech 63
Dec. 22—#6 Auburn 87, Pepperdine 76
(CHAMPIONS)

2000

Energia Systems Thanksgiving
Tournament in Kansas City, Mo.
Nov. 24—Auburn 89, Robert Morris 71
Nov. 25—Toledo 95, Auburn 90 (2OT)
Nov. 26—Auburn 80, Providence 69

2002

San Juan Shootout in Caguas, P.R.
Dec. 20—Auburn 94, P.R.-Mayaguez 64
Dec. 21—Auburn 63, Denver 58
Dec. 22—Auburn 94, Troy State 66
(CHAMPIONS)

2004

San Juan Shootout in Carolina, P.R.
Dec. 20—Auburn 74, Delaware 46
Dec. 21—Auburn 79, Middle Tenn. State 74
Dec. 22—Toledo 68, Auburn 65
(CHAMPIONS)

*(Auburn crowned as champions
via tiebreaker)*

2006

South Padre Island Invitational in South
Padre Island, Texas and Auburn, Ala.
Nov. 17—Auburn 95, Winston-Salem 62
Nov. 19—Auburn 64, East Tenn. State 58
Nov. 24—Oklahoma State 66, Auburn 65
Nov. 25—Wisconsin 77, Auburn 63

2011

Hawaiian Airlines Diamond Head Classic in
Honolulu, Hawaii
Dec. 22—Auburn 65, Hawaii 62
Dec. 23—Long Beach State 64, Auburn 43
Dec. 25—UTEP 83, Auburn 76

2012

Charleston Classic in Charleston, S.C.
Nov. 15—Murray State 79, Auburn 59
Nov. 16—Auburn 55, Col. of Charleston 51
Nov. 18—Dayton 73, Auburn 63
Nov. 21—Boston College 50, Auburn 49*
*(*Finale was in Chestnut Hill, Mass.)*

2014

MGM Grand Main Event in Las Vegas, Nev.
Nov. 24—Tulsa 53, Auburn 35
Nov. 26—Auburn 71, Oregon State 69

2015

Hawaiian Airlines Diamond Head Classic in
Honolulu, Hawaii
Dec. 22—Auburn 83, New Mexico 78
Dec. 23—Harvard 69, Auburn 51
Dec. 25—Hawaii 79, Auburn 67

2016

Cancun Classic in Cancun, Mexico
Nov. 14—Auburn 83, Georgia State 65
Nov. 17—Auburn 85, Eastern Kentucky 64
Nov. 22—Auburn 67, Texas Tech 65
Nov. 23—#17 Purdue 96, Auburn 71

2017

Charleston Classic in Charleston, S.C.
Nov. 16—Auburn 83, Indiana State 64
Nov. 17—Temple 88, Auburn 74
Nov. 19—Auburn 89, Hofstra 78

2018

Maui Invitational in Maui, Hawaii
Nov. 19—#9 Auburn 88, Xavier 79 (OT)
Nov. 20—#1 Duke 78, #8 Auburn 72
Nov. 21—#9 Auburn 73, Arizona 57

Mike Slive Invitational in Birmingham, Ala.
Dec. 15—#8 Auburn 75, UAB 71 (OT)

2019

Legends Classic in Brooklyn, N.Y.
Nov. 25—#18 Auburn 84, New Mexico 59
Nov. 26—#18 Auburn 79, Richmond 65

Mike Slive Invitational in Birmingham, Ala.
Dec. 14—#12 Auburn 67, Saint Louis 61

2020

Fort Myers Tip-Off in Fort Myers, Fla.
Nov. 26—Auburn 96, St. Joseph's 91 (OT)
Nov. 27—#1 Gonzaga 90, Auburn 67

1933

Atlanta Athletic Club in Atlanta, Ga.
February 24—LSU 57, Auburn 33

1934

Atlanta Athletic Club in Atlanta, Ga.
February 23—Tennessee 43, Auburn 26

1935

No SEC Tournament held

1936

Alumni Memorial Gymnasium in
Knoxville, Tenn.
February 28—Auburn 43, Georgia 26
February 29—Tennessee 43, Auburn 25

1937

Alumni Memorial Gymnasium in
Knoxville, Tenn.
Feb. 26-March 1-Auburn did not
participate.

1938

John Parker Agricultural Center in Baton
Rouge, La.
March 3—LSU 60, Auburn 34

1939

Alumni Memorial Gymnasium in
Knoxville, Tenn.
March 1—Auburn 43, Tulane 30
March 2—Tennessee 49, Auburn 35

1940

Alumni Memorial Gymnasium in
Knoxville, Tenn.
February 28—Georgia 48, Auburn 41

1941

Jefferson County Armory in Louisville, Ky.
February 28—Alabama 38, Auburn 16

1942

Jefferson County Armory in Louisville, Ky.
February 26—Auburn 36, Vanderbilt 34
February 27—Auburn 45, Tulane 36
February 28—Kentucky 40, Auburn 31

1943

Jefferson County Armory in Louisville, Ky.
February 25—LSU 67, Auburn 38

1944

Jefferson County Armory in Louisville, Ky.
February 24-25—Auburn did not
participate due to World War II.

1945

Jefferson County Armory in Louisville, Ky.
February 29—Tennessee 56, Auburn 24

1946

Jefferson County Armory in Louisville, Ky.
February 28—Kentucky 69, Auburn 24

1947

Jefferson County Armory in Louisville, Ky.
February 28—Kentucky 84, Auburn 18

1948

Jefferson County Armory in Louisville, Ky.
March 4—Tulane 47, Auburn 40

1949

Jefferson County Armory in Louisville, Ky.
March 4—Kentucky 70, Auburn 39

1950

Jefferson County Armory in Louisville, Ky.
March 3—LSU 73, Auburn 45

1951

Jefferson County Armory in Louisville, Ky.
March 2—Kentucky 84, Auburn 54

1952

Jefferson County Armory in Louisville, Ky.
February 28—Alabama 63, Auburn 49

1959

Birmingham-Jefferson Civic Center in Bir-
mingham, Ala.
February 28—Auburn 59, Vanderbilt 53
March 1—Auburn 95, Georgia 91 (4OT)
March 2—#20 Tennessee 74, Auburn 65

1980

Birmingham-Jefferson Civic Center in Bir-
mingham, Ala.
February 27—Auburn 79, Georgia 71
February 28—#2 Kentucky 69, Auburn 61

1981

Birmingham-Jefferson Civic Center in Bir-
mingham, Ala.
March 4—Florida 50, Auburn 48 (OT)

1982

Rupp Arena in Lexington, Ky.
March 3—Auburn 38, Miss. State 36 (OT)
March 4—#15 Kentucky 89, Auburn 66

1983

Birmingham-Jefferson Civic Center in Bir-
mingham, Ala.
March 10—Alabama 62, Auburn 61

1984

Memorial Gymnasium in Nashville, Tenn.
March 8—Auburn 59, Vanderbilt 58
March 9—Auburn 60, Tennessee 58
March 10—#3 Kentucky 51, Auburn 49

1985

Birmingham-Jefferson Civic Center in Bir-
mingham, Ala.
March 6—Auburn 68, Ole Miss 60
March 7—Auburn 58, LSU 55
March 8—Auburn 43, Florida 42
March 9—Auburn 53, Alabama 49 (OT)
(CHAMPIONS)

1986

Rupp Arena in Lexington, Ky.
March 6—Mississippi State 65, Auburn 63

1987

The Omni in Atlanta, Ga.
March 6—Auburn 79, Kentucky 72
March 7—#9 Alabama 87, Auburn 68

1988

Assembly Center in Baton Rouge, La.
March 11—Georgia 65, Auburn 60

1989

Thompson-Boling Arena in Knoxville, Tenn.
March 9—Ole Miss 80, Auburn 68

1990

Orlando Arena in Orlando, Fla.
March 9—Auburn 78, #11 LSU 76
March 10—Alabama 87, Auburn 71

1991

Memorial Gymnasium in Nashville, Tenn.
March 8—Auburn 92, #16 LSU 77
March 9—#24 Alabama 77, Auburn 59

1992

Birmingham-Jefferson Civic Center in Bir-
mingham, Ala.
Ineligible to compete

1993

Rupp Arena in Lexington, Ky.
March 11—Tennessee 78, Auburn 76

1994

The Pyramid in Memphis, Tenn.
March 10—Auburn 81, Vanderbilt 56
March 11—Alabama 83, Auburn 55

1995

The Georgia Dome in Atlanta, Ga.
March 9—Auburn 81, South Carolina 66
March 10—#3 Kentucky 93, Auburn 81

1996

The Louisiana Superdome in New Orleans, La.
March 7—Auburn 68, Vanderbilt 65
March 8—#25 Miss. State 69, Auburn 58

1997

The Pyramid in Memphis, Tenn.
 March 6—Auburn 67, Tennessee 54
 March 7—#6 Kentucky 92, Auburn 50

1998

The Georgia Dome in Atlanta, Ga.
 March 5—Florida 68, Auburn 64

1999

The Georgia Dome in Atlanta, Ga.
 March 5—#4 Auburn 93, Alabama 61
 March 6—#14 Kentucky 69, #4 Auburn 57

2000

The Georgia Dome in Atlanta, Ga.
 March 10—#23 Auburn 78, #10 Florida 70
 March 11—#23 Auburn 77, So. Carolina 72 (OT)
 March 12—Arkansas 75, #23 Auburn 67

2001

Gaylord Entertainment Center in Nashville, Tenn.
 March 8—#24 Tennessee 73, Auburn 66

2002

The Georgia Dome in Atlanta, Ga.
 March 7—#11 Florida 81, Auburn 63

2003

The Louisiana Superdome in New Orleans, La.
 March 13—Auburn 66, Tennessee 53
 March 14—#2 Kentucky 78, Auburn 58

2004

The Georgia Dome in Atlanta, Ga.
 March 11—Georgia 73, Auburn 59

2005

The Georgia Dome in Atlanta, Ga.
 March 10—Auburn 77, Vanderbilt 73
 March 11—LSU 89, Auburn 58

2006

Gaylord Entertainment Center in Nashville, Tenn.
 March 9—Vanderbilt 76, Auburn 71

2007

The Georgia Dome in Atlanta, Ga.
 March 8—Georgia 80, Auburn 65

2008

The Georgia Dome in Atlanta, Ga.
 March 13—#17 Vanderbilt 93, Auburn 82

2009

St. Pete Times Forum in Tampa, Fla.
 March 13—Auburn 61, Florida 58
 March 14—Tennessee 94, Auburn 85

2010

Bridgestone Arena in Nashville, Tenn.
 March 11—Florida 78, Auburn 69

2011

Georgia Dome in Atlanta, Ga.
 March 10—Georgia 69, Auburn 51

2012

New Orleans Arena in New Orleans, La.
 March 8—Ole Miss 68, Auburn 54

2013

Bridgestone Arena in Nashville, Tenn.
 March 13—Texas A&M 71, Auburn 62

2014

Georgia Dome in Atlanta, Ga.
 March 12—South Carolina 74, Auburn 56

2015

Bridgestone Arena in Nashville, Tenn.
 March 11—Auburn 74, Mississippi State 68
 March 12—Auburn 66, Texas A&M 59
 March 13—Auburn 73, LSU 70 (OT)
 March 14—#1 Kentucky 91, Auburn 67

2016

Bridgestone Arena in Nashville, Tenn.
 March 9—Tennessee 97, Auburn 59

2017

Bridgestone Arena in Nashville, Tenn.
 March 8—Missouri 86, Auburn 83 (OT)

2018

Scottrade Center in St. Louis, Mo.
 March 7—Alabama 81, #16 Auburn 63

2019

Bridgestone Arena in Nashville, Tenn.
 March 14—#22 Auburn 81, Missouri 71
 March 15—#22 Auburn 73, South Carolina 64
 March 16—#22 Auburn 65, Florida 62
 March 17—#22 Auburn 84, #8 Tennessee 64

2020

Bridgestone Arena in Nashville, Tenn.
 Canceled due to COVID-19 pandemic



Head coach Bruce Pearl cuts down the nets after Auburn won the 2019 SEC Tournament.

SOUTHERN CONFERENCE TOURNAMENT

1921

Southern Intercollegiate Tournament in Atlanta, Ga.
 March 3—Auburn 45, Clemson 25
 March 4—Georgia 32, Auburn 24

1922

Southern Intercollegiate Tournament in Atlanta, Ga.
 February 24—Auburn 32, Newberry 21
 February 27—North Carolina 32, Auburn 27

1923

Southern Conference Tournament in Atlanta, Ga.
 February 27—Mercer 45, Auburn 24

1924

Southern Conference Tournament in Atlanta, Ga.
 February 29—Auburn 35, Georgia Tech 29
 March 1—Alabama 40, Auburn 19

1925

Southern Conference Tournament in Atlanta, Ga.
 February 18—Virginia 29, Auburn 27

1926

Southern Conference Tournament in Atlanta, Ga.
 February 26—N.C. State 32, Auburn 26

1927

Southern Conference Tournament in Atlanta, Ga.
 February 25—Auburn 38, VPI 33
 February 26—North Carolina 28, Auburn 15

1928

Southern Conference Tournament in Atlanta, Ga.
 February 27—Auburn 27, Clemson 26
 February 28—Auburn 30, Georgia Tech 29
 March 1—Auburn 42, Mississippi State 34
 March 2—Ole Miss 32, Auburn 31

1929

Southern Conference Tournament in Atlanta, Ga.
 March 1—Georgia 42, Auburn 24

1930

Auburn did not participate

1931

Southern Conference Tournament in Atlanta, Ga.
 February 27—Auburn 33, Virginia 26
 February 28—Georgia 31, Auburn 27

1932

Southern Conference Tournament in Atlanta, Ga.
 February 26—Auburn 34, N.C. State 33
 February 27—Auburn 30, LSU 22
 February 28—North Carolina 52, Auburn 31

NCAA TOURNAMENT

RESULTS (17-10, .630)

1984

NCAA East First Round at the Charlotte Coliseum in Charlotte, N.C.
March 15—Richmond 72, Auburn 71

1985

NCAA Southeast First and Second Rounds at the Athletic and Convocation Center in South Bend, Ind.
March 14—Auburn 59, Purdue 58
March 16—Auburn 66, #13 Kansas 64
Southeast Regional at the Birmingham Coliseum in Birmingham, Ala.
March 22—#7 North Carolina 62, Auburn 56

1986

NCAA West First and Second Rounds at the Long Beach Arena in Long Beach, Calif.
March 14—Auburn 73, Arizona 63
March 16—Auburn 81, #4 St. John's 65
West Regional Semifinals/Finals at The Summit in Houston, Texas
March 20—Auburn 70, UNLV 63
March 22—Louisville 84, Auburn 76

1987

NCAA Midwest First and Second Rounds at the Indiana Hoosier Dome in Indianapolis, Ind.
March 12—Auburn 62, San Diego 61
March 14—Indiana 107, Auburn 90

1988

NCAA Southeast First and Second Rounds at The Omni in Atlanta, Ga.
March 17—Auburn 90, Bradley 86
March 19—Oklahoma 107, Auburn 87

1999

NCAA South First and Second Rounds at the RCA Dome in Indianapolis, Ind.
March 11—Auburn 80, Winthrop 41
March 13—Auburn 81, Oklahoma State 74
South Regional Semifinals at Thompson-Boling Arena in Knoxville, Tenn.
March 18—Ohio State 72, Auburn 64

2000

NCAA Midwest First and Second Rounds at the Hubert H. Humphrey Metrodome in Minneapolis, Minn.
March 16—#22 Auburn 72, Creighton 69
March 17—#6 Iowa State 79, #22 Auburn 60

2003

NCAA East First and Second Rounds at the St. Pete Times Forum in Tampa, Fla.
March 21—Auburn 65, Saint Joseph's 63 (ot)
March 23—Auburn 68, #8 Wake Forest 62
East Regional Semifinals at the Pepsi Arena in Albany, N.Y.
March 28—#12 Syracuse 79, Auburn 78

2018

NCAA Midwest First and Second Rounds at Viejas Arena in San Diego, Calif.
March 16—#19 Auburn 62, College of Charleston 58
March 18—#20 Clemson 84, #19 Auburn 53

2019

NCAA Midwest First and Second Rounds at the Vivint Arena in Salt Lake City, Utah
March 21—#14 Auburn 78, New Mexico State 77
March 23—#14 Auburn 89, #17 Kansas 75
Midwest Regional Semifinals/Finals at the Sprint Center in Kansas City, Mo.
March 29—#14 Auburn 97, #3 North Carolina 80
March 31—#14 Auburn 77, #7 Kentucky 71 (OT)
NCAA Final Four at U.S. Bank Stadium in Minneapolis, Minn.
April 6—#2 Virginia 63, #14 Auburn 62

2020

Canceled due to COVID-19 pandemic

RECORDS

INDIVIDUAL SINGLE GAME

Points—36, Chris Morris (1988 vs. Bradley)
Field Goals—12, Chuck Person (1986 vs. UNLV and St. John's)
12, Marquis Daniels (2003 vs. Syracuse)
Field Goals Att.—25, Chuck Person (1985 vs. North Carolina)
3-Pointers Made—7, Bryce Brown (2019 vs. Kansas)
3-Pointers Attempted—11, Bryce Brown (2019 vs. Kansas)
Free Throws—12, Jeff Moore (1988 vs. Oklahoma)
12, Chris Morris (1988 vs. Bradley)
Free Throws Attempted—13, Jeff Moore (1988 vs. Oklahoma)
13, Chris Morris (1988 vs. Bradley)
Rebounds—17, Charles Barkley (1984 vs. Richmond)
Assists—11, Jared Harper (2019 vs. North Carolina)

NCAA TOURNAMENT

Points by a Player—95, Chuck Person (1986, 4 games)
Field Goals by a Player—44, Chuck Person (1986, 4 games)
3-Pointers by a Player—19, Bryce Brown (2019, 5 games)
Free Throws by a Player—19, Jared Harper (2019, 5 games)
Rebounds by a Player—38, Chuck Person (1986, 4 games)
Assists by a Player—34, Gerald White (1986, 4 games)
Points by a Team—403 (2019, 5 games)
Field Goals by a Team—141 (2019, 5 games)
Free Throws by a Team—63 (2019, 5 games)
Rebounds by a Team—157 (2019, 5 games)

CAREER

Points—162, Chuck Person (1984, '85, '86, 8 games)
Field Goals—76, Chuck Person (1984, '85, '86, 8 games)
3-Pointers—25, Bryce Brown (2018, '19, 7 games)
Free Throws—30, Jeff Moore (1985, '86, '87, '88, 11 games)
Rebounds—94, Jeff Moore (1985, '86, '87, '88, 11 games)
Assists—63, Gerald White (1984, '85, '86, '87, 10 games)

TEAM SINGLE GAME

Points—97 (2019 vs. North Carolina)
Field Goals—36 (2019 vs. North Carolina, 1987 vs. Indiana)
Field Goals Attempted—86 (1987 vs. Indiana)
Field Goal Percentage—.545 (36-66, 2019 vs. North Carolina)
3-Pointers—17 (2019 vs. North Carolina)
3-Pointers Attempted—37 (2019 vs. North Carolina)
3-Point Percentage—.524 (11-21, 2000 vs. Winthrop)
Free Throws—23 (1988 vs. Bradley)
Free Throws Attempted—32 (2018 vs. Charleston)
Free Throw Percentage—.923 (12-13, 1987 vs. Indiana)
Rebounds—57 (1988 vs. Oklahoma)
Personal Fouls—25 (1987 vs. Indiana)

NCAA TOURNAMENT BOX SCORES

(12 seed) **Richmond 72**, (5 seed) **Auburn 71**
 March 15, 1984
 NCAA First Round East Regional
 Charlotte Coliseum • Charlotte, N.C.

Richmond	FG-FGA	FT-FTA	REB	PF	TP	MIN	A	TO	BLK	S
John Newman	11-22	4-5	1	3	26	39	0	3	2	1
John Davis	3-5	0-1	12	4	6	36	4	2	0	2
Bill Flye	8-14	3-4	5	5	19	38	0	4	0	2
Greg Beckwith	1-3	3-4	7	1	5	40	9	1	0	4
Kelvin Johnson	6-10	4-5	2	3	16	40	2	3	0	0
Tim Hardin	0-1	0-0	1	2	0	5	0	0	0	0
Lee Goss	0-0	0-1	0	0	0	2	0	0	0	0
Totals	29-55	14-20	31	18	72	200	15	13	2	9

FG%: 1st Half 18-28 .643, 2nd Half 11-27 .407, Game 29-55 .527; FT%: 1st Half 3-3 1.000, 2nd Half 11-17 .647, Game 14-20 .700; Team Rebounds: 3; Deadball Rebounds: 2.

Auburn	FG-FGA	FT-FTA	REB	PF	TP	MIN	A	TO	BLK	S
Greg Turner, F	4-9	4-6	3	2	12	32	1	3	1	0
Chuck Person, F	5-16	0-1	9	5	10	34	1	2	0	1
Charles Barkley, C	8-10	7-9	17	4	23	32	4	4	2	2
Gerald White, G	4-10	1-1	0	4	9	33	3	3	0	0
Frank Ford, G	0-1	0-0	2	0	0	22	2	1	0	0
Paul Daniels	2-3	0-0	1	3	4	25	2	1	1	0
Vern Strickland	5-10	1-2	1	3	11	21	1	1	0	2
Carey Holland	1-1	0-0	0	0	2	1	0	0	0	0
Totals	29-60	13-19	34	21	71	200	14	15	4	5

FG%: 1st Half 10-24 .417, 2nd Half 19-36 .528, Game 29-60 .483; FT%: 1st Half 2-5 .400, 2nd Half 11-14 .786, Game 13-19 .684; Team Rebounds: 1; Deadball Rebounds: 2.

SCORE BY PERIODS	1	2	F
Richmond	39	33	72
Auburn	22	49	71

OFFICIALS—Jim Howell, Phil Robinson, Jim Burr
 TECHNICAL FOULS—None.
 ATTENDANCE—11,666



(11 seed) **Auburn 59**, (6 seed) **Purdue 58**
 March 14, 1985
 NCAA First Round Southeast Regional
 Athletic & Convocation Center • South Bend, Ind.

Auburn	FG-FGA	FT-FTA	REB	PF	TP	MIN	A	TO	BLK	S
Chuck Person, F	9-17	2-2	8	3	20	39	0	2	1	2
Chris Morris, F	9-14	1-2	3	1	19	37	0	2	2	0
Jeff Moore, C	1-5	0-0	7	3	2	28	1	1	1	0
Frank Ford, G	4-7	1-1	6	2	9	39	3	3	0	3
Gerald White, G	3-5	1-4	5	1	7	37	4	3	0	0
Carey Holland	1-1	0-0	0	1	2	10	0	0	0	0
Johnny Lynn	0-2	0-0	1	0	0	7	0	0	0	0
Darren Guest	0-1	0-0	0	0	0	3	0	0	0	0
Totals	27-52	5-9	35	11	59	200	8	11	4	5

FG%: 1st Half 14-28 .500, 2nd Half 13-24 .541, Game 27-52 .519; FT%: 1st Half 3-5 .600, 2nd Half 2-4 .500, Game 5-9 .555; Team Rebounds: 5; Deadball Rebounds: 1.

Purdue	FG-FGA	FT-FTA	REB	PF	TP	MIN	A	TO	BLK	S
Mark Atkinson	0-2	0-0	3	4	0	36	2	0	1	1
Todd Mitchell	0-2	0-0	2	2	0	11	0	0	0	2
James Bullock	6-15	1-3	10	4	13	40	0	3	0	0
Troy Lewis	9-17	1-2	2	1	19	30	1	0	0	1
Steve Reid	9-17	0-2	3	4	18	39	6	1	1	2
Mack Gadis	0-1	0-0	0	0	0	10	0	1	0	0
Herb Robinson	0-0	0-0	0	0	0	5	0	0	0	0
Robert Littlejohn	3-5	2-2	9	0	8	29	0	2	0	1
Totals	27-59	4-9	29	15	58	200	9	7	2	7

FG%: 1st Half 12-29 .413, 2nd Half 15-30 .500, Game 27-59 .457; FT%: 1st Half 1-3 .333, 2nd Half 3-6 .500, Game 4-9 .444; Team Rebounds: 0; Deadball Rebounds: 1.

SCORE BY PERIODS	1	2	F
Auburn	31	28	59
Purdue	25	33	58

OFFICIALS—Tom Fraim, Rich Eichorst, Ron Labetich
 TECHNICAL FOULS—None.
 ATTENDANCE—10,480



#WAR EAGLE

AUBURN MEN'S BASKETBALL



NCAA TOURNAMENT BOX SCORES

(11 seed) Auburn 66, (3 Seed) #13 Kansas 64
March 16, 1985
NCAA Second Round Southeast Regional
Athletic & Convocation Center • South Bend, Ind.

Auburn	FG-FGA	FT-FTA	REB	PF	TP	MIN	A	TO	BLK	S
Chuck Person, F	10-19	1-2	5	4	21	31	2	0	0	0
Chris Morris, F	4-9	0-1	4	1	8	40	1	0	1	0
Jeff Moore, C	2-7	1-1	5	1	5	25	0	1	1	0
Frank Ford, G	9-9	5-6	7	3	23	37	1	4	0	0
Gerald White, G	1-2	7-8	2	3	9	38	5	4	0	0
Carey Holland	0-0	0-0	3	2	0	20	0	1	0	0
Johnny Lynn	0-0	0-0	0	0	0	5	0	0	0	0
Darren Guest	0-3	0-0	5	0	0	4	0	1	1	1
Totals	26-49	14-18	33	14	66	200	9	11	3	1

FG%: 1st Half 13-26 .500, 2nd Half 13-23 .565, Game 26-49 .531; FT%: 1st Half 4-5 .800, 2nd Half 10-13 .769, Game 14-18 .778; Team Rebounds: 2; Deadball Rebounds: 1.

Kansas	FG-FGA	FT-FTA	REB	PF	TP	MIN	A	TO	BLK	S
Danny Manning	3-12	1-2	8	4	7	22	1	0	0	1
Ron Kellogg	8-16	1-1	5	2	17	38	1	0	0	1
Greg Dreiling	1-4	0-0	6	4	2	29	0	3	0	0
Cedric Hunter	4-9	1-2	3	2	9	33	4	0	0	2
Calvin Thompson	10-16	1-2	1	3	21	37	2	1	0	0
Mark Turgeon	1-2	0-0	1	0	2	7	0	1	0	0
Milton Newton	0-1	0-0	1	0	0	4	0	0	0	0
Chris Piper	3-4	0-0	1	3	6	20	1	0	0	2
Tad Boyle	0-0	0-0	0	0	0	2	0	0	0	0
Mark Pellock	0-0	0-0	1	0	0	8	0	0	0	1
Totals	30-64	4-7	30	18	64	200	9	5	0	7

FG%: 1st Half 14-28 .500, 2nd Half 16-36 .444, Game 30-64 .469; FT%: 1st Half 0-0 .000, 2nd Half 4-7 .571, Game 4-7 .571; Team Rebounds: 3; Deadball Rebounds: 0.

SCORE BY PERIODS	1	2	F
Auburn	30	36	—
Kansas	28	36	—

OFFICIALS—Tom Fraim, Jim Bain, Larry Lembo
 TECHNICAL FOULS—None.
 ATTENDANCE—10,751 (c)

(2 seed) #7 North Carolina 62, (11 seed) Auburn 56
March 22, 1985
NCAA Southeast Regional Semifinal
Birmingham Coliseum • Birmingham, Ala.

Auburn	FG-FGA	FT-FTA	REB	PF	TP	MIN	A	TO	BLK	S
Chuck Person, F	8-25	0-0	12	4	16	39	3	3	1	2
Chris Morris, F	3-10	1-2	9	2	7	38	0	0	0	2
Jeff Moore, C	2-3	0-0	2	3	4	17	1	0	0	0
Frank Ford, G	8-14	1-2	4	2	17	37	3	2	0	0
Gerald White, G	2-5	0-0	1	4	4	37	2	0	0	0
Carey Holland	2-2	4-8	1	2	8	22	0	0	1	0
Johnny Lynn	0-0	0-0	0	1	0	5	0	0	0	0
Darren Guest	0-0	0-0	1	0	0	5	0	0	0	0
Totals	25-59	6-12	33	18	56	200	9	5	2	4

FG%: 1st Half 9-27 .333, 2nd Half 16-32 .500, Game 25-59 .424; FT%: 1st Half 5-9 .556, 2nd Half 1-3 .333, Game 6-12 .500; Team Rebounds: 3; Deadball Rebounds: 3.

North Carolina	FG-FGA	FT-FTA	REB	PF	TP	MIN	A	TO	BLK	S
Dave Popson	2-4	0-0	4	1	4	14	0	0	0	0
Brad Daugherty	5-8	0-2	8	2	10	39	3	2	2	0
Joe Wolf	4-6	2-2	7	3	10	35	3	1	0	0
Buzz Peterson	0-5	0-0	2	2	0	29	2	4	0	0
Kenny Smith	9-12	4-5	3	1	22	38	6	0	0	2
Ranzino Smith	1-5	2-2	2	0	4	14	1	0	0	0
Curtis Hunter	0-1	0-2	1	0	0	5	0	0	0	0
Warren Martin	4-8	4-5	5	3	12	26	1	1	1	0
Totals	25-49	12-18	32	12	62	200	16	8	3	2



FG%: 1st Half 14-27 .519, 2nd Half 11-22 .500, Game 25-49 .510; FT%: 1st Half 5-10 .500, 2nd Half 7-8 .875, Game 12-18 .667; Team Rebounds: 0; Deadball Rebounds: 2.

SCORE BY PERIODS	1	2	F
Auburn	23	33	—
North Carolina	33	29	—

OFFICIALS—Tim Higgins, Jim Burr, J.C. Leinbech
 TECHNICAL FOULS—None.
 ATTENDANCE—16,843 (c)

WAREAGLE

AUBURN MEN'S BASKETBALL



NCAA TOURNAMENT BOX SCORES

(8 seed) Auburn 73, (9 seed) Arizona 63
 March 14, 1986
 NCAA First Round West Regional
 Long Beach Arena • Long Beach, Calif.

Arizona	FG-FGA	FT-FTA	REB	PF	TP	MIN	A	TO	BLK	S
Anthony Cook	4-6	0-0	6	2	8	35	0	2	1	0
Sean Elliott	10-17	0-0	6	2	20	38	6	1	0	0
John Edgar	7-11	1-3	2	0	15	35	3	3	1	0
Craig McMillan	3-12	2-4	0	4	8	40	6	3	0	3
Steve Kerr	5-12	0-0	3	4	10	37	3	0	0	2
Joe Turner	1-2	0-0	3	0	2	8	1	0	0	0
Ken Lofton	0-0	0-0	0	3	0	2	1	0	0	0
Rolf Jacobs	0-0	0-0	0	1	0	1	0	0	0	0
Eric Cooper	0-0	0-0	0	1	0	1	0	1	0	0
Bruce Fraser	0-0	0-0	0	0	0	1	0	0	0	0
David Haskin	0-0	0-0	1	0	0	1	0	0	0	0
Bruce Wheatley	0-0	0-0	0	0	0	1	0	0	0	0
Totals	30-60	3-7	23	17	63	200	20	10	2	5

FG%: 1st Half 17-32 .531, 2nd Half 13-28 .464, Game 30-60 .500; FT%: 1st Half 0-1 .000, 2nd Half 3-6 .500, Game 3-7 .429; Team Rebounds: 2; Deadball Rebounds: 2.

Auburn	FG-FGA	FT-FTA	REB	PF	TP	MIN	A	TO	BLK	S
Chris Morris, F	5-7	0-1	4	1	10	31	2	0	1	0
Chuck Person, F	9-22	2-2	8	3	20	37	0	4	0	0
Jeff Moore, C	4-8	3-3	12	3	11	28	3	4	0	1
Gerald White, G	4-5	4-5	6	1	12	32	6	1	0	1
Frank Ford, G	3-6	2-3	2	1	8	39	2	0	1	1
Mike Jones	5-6	2-2	3	3	12	21	0	3	1	0
Terrance Howard	0-2	0-0	0	0	0	8	2	0	0	0
Melvin Haralson	0-0	0-0	0	0	0	1	0	0	0	0
Johnny Lynn	0-1	0-1	0	0	0	1	0	0	0	0
Rob Jones	0-0	0-0	1	0	0	1	0	0	0	1
Gary Godfrey	0-0	0-0	0	0	0	1	0	0	0	0
Totals	30-57	13-17	37	12	73	200	15	12	3	4

FG%: 1st Half 15-28 .536, 2nd Half 15-29 .517, Game 30-57 .526; FT%: 1st Half 2-2 1.000, 2nd Half 11-15 .733, Game 13-17 .765; Team Rebounds: 1; Deadball Rebounds: 1.

SCORE BY PERIODS	1	2	F	
Arizona	34	29	—	63
Auburn	32	41	—	73

OFFICIALS—Joe Forte, Rick Wulkow, Tony Stigliano
 TECHNICAL FOULS—None
 ATTENDANCE—11,690 (c)



(8 seed) Auburn 81, (1 seed) #4 St. John's 65
 March 16, 1986
 NCAA Second Round West Regional
 Long Beach Arena • Long Beach, Calif.

Auburn	FG-FGA	FT-FTA	REB	PF	TP	MIN	A	TO	BLK	S
Chris Morris, F	4-8	1-1	5	0	9	36	2	4	0	1
Chuck Person, F	12-22	3-3	15	1	27	37	1	1	0	2
Jeff Moore, F	7-14	1-1	5	3	15	26	0	1	0	0
Gerald White, G	3-5	4-5	3	2	10	30	9	5	0	4
Frank Ford, G	4-9	0-0	5	1	8	37	2	2	0	0
Terrance Howard	3-4	0-0	2	2	6	14	2	0	0	0
Mike Jones	2-4	2-3	2	2	6	20	0	2	1	0
Totals	35-66	11-13	38	11	81	200	16	15	1	7

FG%: 1st Half 21-40 .525, 2nd Half 14-26 .538, Game 35-66 .530; FT%: 1st Half 2-3 .667, 2nd Half 9-10 .900, Game 11-13 .846; Team Rebounds: 1; Deadball Rebounds: 3.

St. John's	FG-FGA	FT-FTA	REB	PF	TP	MIN	A	TO	BLK	S
Willie Glass	5-9	2-2	1	0	12	32	1	3	0	3
Shelton Jones	3-4	0-0	4	1	6	29	0	2	0	1
Walter Berry	9-14	2-2	7	3	20	39	0	3	1	1
Ron Rowan	6-16	2-2	2	4	14	36	2	3	0	2
Mark Jackson	1-8	1-2	4	4	3	38	12	3	0	1
John Hempel	4-6	0-0	1	2	8	16	0	1	0	1
Terry Bross	1-2	0-0	1	1	2	8	0	1	0	0
Steve Shurina	0-0	0-0	0	1	0	2	0	0	0	0
Totals	29-59	7-8	22	16	65	200	15	16	1	9

FG%: 1st Half 15-30 .500, 2nd Half 14-29 .483, Game 29-59 .492; FT%: 1st Half 2-2 1.000, 2nd Half 5-6 .833, Game 7-8 .875; Team Rebounds: 2; Deadball Rebounds: 3.

SCORE BY PERIODS	1	2	F	
Auburn	44	37	—	81
St. John's	32	33	—	65

OFFICIALS—Paul Hausman, Gene Monje, Mac Chauvin
 TECHNICAL FOULS—None.
 ATTENDANCE—11,690 (c)



#WAR EAGLE

AUBURN MEN'S BASKETBALL

NCAA TOURNAMENT BOX SCORES

(8 seed) Auburn 70, (4 seed) #11 UNLV 63

March 20, 1986

NCAA West Regional Semifinal

The Summit • Houston, Texas

Auburn	FG-FGA	FT-FTA	REB	PF	TP	MIN	A	TO	BLK	S
Chris Morris, F	3-8	3-3	8	4	9	39	0	2	1	1
Chuck Person, F	12-22	1-2	11	1	25	37	0	1	0	2
Jeff Moore, C	5-10	1-2	9	2	11	32	4	5	0	1
Gerald White, G	3-4	6-7	1	2	12	33	10	3	0	1
Frank Ford, G	3-8	3-4	6	0	9	39	1	5	0	5
Terrance Howard	0-1	0-0	0	1	0	8	0	1	0	0
Mike Jones	2-5	0-0	1	2	4	12	2	3	1	0
Totals	28-58	14-18	41	12	70	200	17	20	2	10

FG%: 1st Half 11-26 .423, 2nd Half 17-32 .531, Game 28-58 .483; FT%: 1st Half 3-4 .750, 2nd Half 11-14 .786, Game 14-18 .778; Team Rebounds: 5; Deadball Rebounds: 1.

UNLV	FG-FGA	FT-FTA	REB	PF	TP	MIN	A	TO	BLK	S
Anthony Jones	8-19	0-3	4	1	16	39	4	1	0	1
Armon Gilliam	9-13	3-4	3	1	21	37	0	1	0	0
John Flowers	1-1	0-0	0	2	2	20	0	1	0	0
Mark Wade	0-0	0-1	3	5	0	36	12	6	0	2
Freddie Banks	9-21	2-2	1	2	20	35	6	1	0	1
Gary Graham	0-2	0-0	2	4	0	9	1	1	0	0
Eldridge Hudson	2-5	0-0	9	4	4	24	2	1	0	2
Totals	29-61	5-10	28	19	63	200	25	12	0	6

FG%: 1st Half 17-29 .586, 2nd Half 12-32 .375, Game 29-61 .475; FT%: 1st Half 0-0 .000, 2nd Half 5-10 .500, Game 5-10 .500; Team Rebounds: 6; Deadball Rebounds: 1.

SCORE BY PERIODS	1	2	F
Auburn	25	45	70
UNLV	34	29	63

OFFICIALS—Lenny Wirtz, Tim Higgins, Charlie Vacca

TECHNICAL FOULS—None.

ATTENDANCE—10,936

(2 seed) #7 Louisville 84, (8 seed) Auburn 76

March 22, 1986

NCAA West Regional Final

The Summit • Houston, Texas

Auburn	FG-FGA	FT-FTA	REB	PF	TP	MIN	A	TO	BLK	S
Chris Morris, F	7-10	3-3	9	4	17	34	1	4	1	4
Chuck Person, F	11-24	1-2	4	3	23	38	1	2	0	0
Jeff Moore, C	4-8	3-5	6	2	11	31	2	0	0	0
Gerald White, G	3-6	2-2	2	2	8	34	9	4	0	1
Frank Ford, G	6-10	1-2	3	4	13	34	5	0	0	1
Terrance Howard	1-1	0-0	0	3	2	12	2	0	0	0
Mike Jones	1-3	0-0	1	3	2	17	0	0	1	0
Totals	33-62	10-14	27	21	76	200	20	10	2	6

FG%: 1st Half 20-32 .625, 2nd Half 13-30 .433, Game 33-62 .532; FT%: 1st Half 3-5 .600, 2nd Half 7-9 .778, Game 10-14 .714; Team Rebounds: 2; Deadball Rebounds: 2.

Louisville	FG-FGA	FT-FTA	REB	PF	TP	MIN	A	TO	BLK	S
Herbert Crook	8-12	4-5	11	3	20	39	3	1	0	1
Billy Thompson	5-10	3-4	7	4	13	26	4	4	0	1
Pervis Ellison	7-14	1-3	10	2	15	35	0	2	2	3
Milt Wagner	4-9	8-8	2	2	16	40	9	2	0	0
Jeff Hall	7-12	0-0	0	1	14	36	2	1	0	0
Mark McSwain	2-3	0-0	4	2	4	15	2	1	0	0
Kevin Walls	1-2	0-0	0	1	2	4	0	0	0	0
Tony Kimbro	0-1	0-0	1	0	0	5	0	1	0	0
Totals	34-63	16-20	37	15	84	200	20	12	2	5

FG%: 1st Half 22-39 .564, 2nd Half 12-24 .500, Game 34-63 .540; FT%: 1st Half 0-0 .000, 2nd Half 16-20 .800, Game 16-20 .800; Team Rebounds: 2; Deadball Rebounds: 0.

SCORE BY PERIODS	1	2	F
Auburn	43	33	76
Louisville	44	40	84


OFFICIALS—Don Rutledge, Lenny Wirtz, Charlie Vacca

TECHNICAL FOULS—None.

ATTENDANCE—9,650

#WREAGLE

AUBURN MEN'S BASKETBALL



NCAA TOURNAMENT BOX SCORES

(8 seed) Auburn 62, (9 seed) San Diego 61
 March 12, 1987
 NCAA First Round Midwest Regional
 Indiana Hoosier Dome • Indianapolis, Ind.

(1 seed) #3 Indiana 107, (8 seed) Auburn 90
 March 14, 1987
 NCAA Second Round Midwest Regional
 Indiana Hoosier Dome • Indianapolis, Ind.

San Diego	FG-A	3FG-A	FT-A	REB	PF	TP	MIN	A	TO	BLK	S
Mark Manor	5-10	1-2	0-0	5	2	11	31	3	1	0	0
Mike Madden	3-8	0-0	1-3	11	1	7	34	3	2	2	1
Scott Thompson	5-11	0-1	4-4	4	4	14	25	1	2	1	0
Paul Leonard	3-7	0-2	0-0	2	1	6	38	5	3	0	1
Danny Means	7-12	2-5	2-3	4	1	18	30	2	0	0	3
Steve Krallman	1-2	0-0	0-2	2	2	2	20	0	1	0	1
Marty Munn	0-2	0-2	0-0	0	2	0	11	0	0	0	0
Eric Musselman	1-2	1-2	0-0	0	1	3	2	0	0	0	0
Mike Haupt	0-0	0-0	0-0	1	1	0	9	1	1	0	1
Totals	25-54	4-14	7-12	30	15	61	200	15	10	3	7

FG%: 1st Half 14-28 .500, 2nd Half 11-26 .423, Game 25-54 .463; 3FG%: 1st Half 4-9 .444, 2nd Half 0-5 .000, Game 4-14 .286; FT%: 1st Half 1-4 .250, 2nd Half 6-8 .750, Game 7-12 .583; Team Rebounds: 1; Deadball Rebounds: 1.

Auburn	FG-A	3FG-A	FT-A	REB	PF	TP	MIN	A	TO	BLK	S
Mike Jones, F	11-16	0-0	2-4	7	3	24	32	2	1	2	0
Chris Morris, F	6-12	1-2	1-1	11	3	14	38	2	2	2	0
Jeff Moore, C	4-13	0-0	6-7	14	3	14	33	0	0	0	0
Gerald White, G	2-6	0-4	0-0	3	2	4	34	5	1	0	2
Frank Ford, G	2-9	0-2	2-4	5	2	6	40	3	4	0	3
Terrance Howard	0-1	0-1	0-0	0	1	0	17	0	1	0	0
Johnny Lynn	0-2	0-0	0-0	0	0	0	5	0	0	0	0
John Caylor	0-0	0-0	0-0	0	0	0	1	0	0	0	0
Totals	25-59	1-9	11-16	42	14	62	200	12	9	4	5

FG%: 1st Half 11-26 .423, 2nd Half 14-33 .424, Game 25-59 .424; 3FG%: 1st Half 0-5 .000, 2nd Half 1-4 .250, Game 1-9 .111; FT%: 1st Half 6-7 .857, 2nd Half 5-9 .556, Game 11-16 .688; Team Rebounds: 2; Deadball Rebounds: 0.

SCORE BY PERIODS	1	2	F
San Diego	33	28	61
Auburn	28	34	62

OFFICIALS—Mickey Crowley, Chuck Weinkauf, Rusty Herring
 TECHNICAL FOULS—None
 ATTENDANCE—29,610

Auburn	FG-A	3FG-A	FT-A	REB	PF	TP	MIN	A	TO	BLK	S
Mike Jones, F	10-22	1-2	9-9	9	1	30	36	1	2	0	1
Chris Morris, F	5-11	0-0	0-1	4	5	10	22	2	0	0	0
Jeff Moore, C	11-20	0-0	2-2	10	4	24	33	1	0	0	1
Gerald White, G	6-13	4-9	1-1	1	2	17	37	10	4	1	1
Frank Ford, G	4-11	1-2	0-0	3	5	9	28	0	0	0	0
Terrance Howard	0-4	0-0	0-0	4	4	0	19	1	2	0	0
Johnny Lynn	0-4	0-1	0-0	2	2	0	13	0	2	0	1
John Caylor	0-0	0-0	0-0	0	2	0	10	0	1	0	2
Derrick Dennison	0-1	0-0	0-0	0	0	0	2	0	0	0	0
Totals	36-86	6-14	12-13	34	25	90	200	15	11	1	6



FG%: 1st Half 19-44 .432, 2nd Half 17-42 .405, Game 36-86 .419; 3FG%: 1st Half 3-5 .600, 2nd Half 3-9 .333, Game 6-14 .429; FT%: 1st Half 7-7 1.000, 2nd Half 5-6 .833, Game 12-13 .923; Team Rebounds: 1; Deadball Rebounds: 0.

Indiana	FG-A	3FG-A	FT-A	REB	PF	TP	MIN	A	TO	BLK	S
Daryl Thomas	9-14	0-0	9-10	8	1	27	36	0	4	0	3
Dean Garrett	4-6	0-0	1-2	3	4	9	16	0	1	2	0
Steve Alford	10-17	7-11	4-5	3	2	31	38	5	2	0	0
Keith Smart	7-12	0-2	6-7	9	3	20	39	15	5	0	1
Steve Eyl	0-0	0-0	0-0	5	3	0	16	2	1	0	0
Todd Meier	0-0	0-0	0-0	2	1	0	9	0	0	0	0
Kreigh Smith	0-0	0-0	0-0	0	0	0	2	0	0	0	0
Joe Hillman	1-2	0-0	0-0	0	0	2	2	0	0	0	0
Brian Sloan	0-0	0-0	0-0	0	0	0	1	1	0	0	0
Tony Freeman	0-0	0-0	0-0	0	0	0	1	0	0	0	0
Dave Minor	0-0	0-0	0-0	1	0	0	1	0	0	0	0
Totals	38-63	7-13	24-28	45	14	107	200	24	18	2	5

FG%: 1st Half 18-27 .667, 2nd Half 20-36 .556, Game 38-63 .603; 3FG%: 1st Half 2-3 .667, 2nd Half 5-10 .500, Game 7-13 .538; FT%: 1st Half 15-18 .833, 2nd Half 9-10 .900, Game 24-28 .857; Team Rebounds: 1; Deadball Rebounds: 1. Half 3-5 .600, 2nd Half 3-9 .333, Game 6-14 .429; FT%: 1st Half 7-7 1.000, 2nd Half 5-6 .833, Game 12-13 .923; Team Rebounds: 1; Deadball Rebounds: 0.

SCORE BY PERIODS	1	2	F
Auburn	48	42	90
Indiana	53	54	107

OFFICIALS—Rick Wulkow, Chuck Weinkauf, Rusty Herring
 TECHNICAL FOULS—None
 ATTENDANCE—34,076



WAREAGLE

AUBURN MEN'S BASKETBALL

NCAA TOURNAMENT BOX SCORES

(8 seed) Auburn 90, (9 seed) #11 Bradley 86

March 17, 1988

NCAA First Round Southeast Regional

The Omni • Atlanta, Ga.

Bradley	FG-A	3FG-A	FT-A	REB	PF	TP	MIN	A	TO	BLK	S
Donald Powell	4-9	0-0	2-5	7	5	10	37	1	0	0	3
Trevor Trimpe	1-4	1-4	0-0	1	1	3	11	2	0	0	0
Luke Jackson	7-10	0-1	0-3	5	2	14	34	2	3	0	0
Anthony Manuel	0-3	0-0	0-0	4	4	0	40	10	6	0	0
Hersey Hawkins	15-25	6-8	8-11	10	3	44	40	6	4	2	3
Jerry Thomas	4-9	0-1	0-0	1	5	8	25	3	0	0	0
Paul Wilson	3-6	1-3	0-2	5	3	7	13	1	2	0	1
Totals	34-66	8-17	10-21	39	23	86	200	25	15	2	7

FG%: 1st Half 21-35 .600, 2nd Half 13-31 .419, Game 34-66 .515; 3FG%: 1st Half 5-6 .833, 2nd Half 3-11 .273, Game 8-17 .471; FT%: 1st Half 6-9 .667, 2nd Half 4-12 .333, Game 10-21 .476; Team Rebounds: 5; Deadball Rebounds: 4.

Auburn	FG-A	3FG-A	FT-A	REB	PF	TP	MIN	A	TO	BLK	S
John Caylor, F	5-8	3-6	5-6	5	2	18	38	2	3	0	2
Chris Morris, F	11-23	2-5	12-13	12	3	36	37	4	3	3	2
Jeff Moore, C	6-16	0-0	1-1	13	2	13	36	1	2	1	1
Terrance Howard, G	2-4	0-1	0-0	5	1	4	24	5	1	0	1
Derrick Dennison, G	1-6	1-2	2-2	1	3	5	17	3	0	0	1
Johnny Lynn	1-4	1-3	0-0	0	0	3	21	7	1	0	1
Matt Geiger	1-3	0-0	1-3	3	3	3	7	1	2	0	0
Keenan Carpenter	3-8	0-1	2-2	2	3	8	20	0	0	0	1
Totals	30-72	7-18	23-27	44	17	90	200	23	12	4	9

FG%: 1st Half 17-41 .415, 2nd Half 13-31 .419, Game 30-72 .417; 3FG%: 1st Half 4-10 .400, 2nd Half 3-8 .375, Game 7-18 .389; FT%: 1st Half 7-8 .875, 2nd Half 16-19 .842, Game 23-27 .852; Team Rebounds: 3; Deadball Rebounds: 1.

SCORE BY PERIODS

	1	2	F
Bradley	53	33	86
Auburn	45	45	90

OFFICIALS—Jack Hannon, Dick Lynch, Dave Hall

TECHNICAL FOULS—Morris

ATTENDANCE—10,566

(1 seed) #8 Oklahoma 107, (8 seed) Auburn 87

March 19, 1988

NCAA Second Round Southeast Regional

The Omni • Atlanta, Ga.

Auburn	FG-A	3FG-A	FT-A	REB	PF	TP	MIN	A	TO	BLK	S
John Caylor, F	6-12	2-5	0-0	9	5	14	25	2	4	0	0
Chris Morris, F	6-13	1-4	4-4	5	5	17	23	2	3	3	0
Jeff Moore, C	5-18	0-0	12-13	11	4	22	34	2	1	1	1
Terrance Howard, G	3-13	1-6	0-0	4	2	7	34	8	8	0	1
Derrick Dennison, G	3-9	1-1	0-1	7	2	7	23	0	5	0	1
Johnny Lynn	4-5	3-4	3-3	3	2	14	23	3	4	0	1
Matt Geiger	0-1	0-0	2-2	3	3	2	15	1	0	0	1
Keenan Carpenter	2-10	0-4	0-0	2	1	4	20	0	0	0	0
Dustin Hester	0-0	0-0	0-0	0	0	0	1	0	0	0	0
Pete McBee	0-0	0-0	0-0	0	0	0	1	0	0	0	0
John Walker	0-3	0-0	0-0	1	0	0	1	0	0	0	0
Totals	29-84	8-24	21-23	57	24	87	200	18	25	4	5

FG%: 1st Half 11-35 .314, 2nd Half 18-49 .367, Game 29-84 .345; 3FG%: 1st Half 4-7 .571, 2nd Half 4-17 .235, Game 8-24 .333; FT%: 1st Half 11-11 1.000, 2nd Half 10-12 .833, Game 21-23 .913; Team Rebounds: 12; Deadball Rebounds: 0.

Oklahoma	FG-A	3FG-A	FT-A	REB	PF	TP	MIN	A	TO	BLK	S
Harvey Grant	4-10	0-0	0-1	2	4	8	19	1	2	1	1
Dave Sieger	5-9	5-9	0-0	1	4	15	28	6	0	0	4
Stacey King	14-22	0-0	9-12	9	2	37	40	3	3	2	1
Mookie Blaylock	8-14	2-4	3-3	4	1	21	39	9	1	0	4
Ricky Grace	5-9	1-3	4-4	6	3	15	37	8	2	0	2
Art Pollard	0-0	0-0	0-0	0	0	0	1	0	1	0	0
Mike Bell	0-0	0-0	0-0	1	0	0	2	0	1	1	0
Terrence Mullins	4-6	1-1	0-1	4	2	9	12	2	0	0	1
Andre Wiley	0-0	0-0	0-2	1	5	0	9	1	2	0	1
Anthony Martin	1-6	0-0	0-0	3	2	2	13	1	1	0	2
Totals	41-76	9-17	16-23	39	23	107	200	31	13	4	16

FG%: 1st Half 20-37 .541, 2nd Half 21-39 .538, Game 41-76 .539; 3FG%: 1st Half 7-12 .583, 2nd Half 2-5 .400, Game 9-17 .529; FT%: 1st Half 4-7 .571, 2nd Half 12-16 .750, Game 16-23 .696; Team Rebounds: 8; Deadball Rebounds: 3.

SCORE BY PERIODS

	1	2	F
Auburn	37	50	87
Oklahoma	51	56	107


OFFICIALS—Joe Silvester, Jack Hannon, Eric Harmon

TECHNICAL FOULS—None

ATTENDANCE—14,528

WAREAGLE

AUBURN MEN'S BASKETBALL



NCAA TOURNAMENT BOX SCORES

(1 seed) #4 Auburn 80, (16 seed) Winthrop 41
 March 11, 1999
 NCAA South Regional First Round
 RCA Dome • Indianapolis, Ind.

Winthrop	FG-A	3FG-A	FT-A	REB	PF	TP	MIN	A	TO	BLK	S
Heson Groves,F	1-6	0-0	1-2	5	2	3	37	2	5	1	0
Jacques Vandescure,F	2-5	0-0	2-5	7	1	6	26	1	4	0	1
Eric Fisher, C	1-2	0-0	0-0	2	3	2	10	0	0	3	1
Roger Toxey, G	0-6	0-2	0-0	1	1	0	20	0	3	0	1
Tyson Waterman, G	2-8	2-6	0-0	3	2	6	27	2	1	0	1
Pierre Wooten	1-5	0-0	2-4	2	2	4	7	0	0	0	0
Robbie Waldrop	2-5	2-5	0-0	1	0	6	13	1	2	0	0
Adrian Stockman	0-2	0-0	0-0	2	0	0	10	1	3	0	1
Rob Wallace	1-3	1-3	0-0	2	1	3	7	0	0	0	1
Dan Tollens	1-3	0-1	0-0	2	0	2	8	0	3	0	0
Reggie Coles	1-4	1-2	0-0	0	1	3	3	0	0	0	0
Juon. Pinckney	1-2	0-0	0-0	3	3	2	12	0	1	0	0
Eyo Effiong	1-4	0-0	2-5	1	3	4	18	0	2	1	0
Owen Barnes	0-0	0-0	0-0	0	0	0	2	0	0	0	0
Team				10							
Totals	14-55	6-19	7-16	41	19	41	200	7	25	5	6

FG%: 1st Half 7-25 .280, 2nd Half 7-30 .233, Game 14-55 .255; 3FG%: 1st Half 3-10 .300, 2nd Half 3-9 .333, Game 6-19 .316; FT%: 1st Half 1-2 .500, 2nd Half 6-14 .429, Game 7-16 .438; Deadball Rebounds: 4.

Auburn	FG-A	3FG-A	FT-A	REB	PF	TP	MIN	A	TO	BLK	S
Chris Porter, F	4-9	0-0	1-1	5	3	9	24	0	1	0	4
Bryant Smith, F	3-11	1-1	2-4	9	2	9	26	1	3	0	2
Mamadou N'diaye,C	2-8	0-0	2-2	10	2	6	24	0	2	2	1
Scott Pohlman, G	4-8	3-5	3-5	0	1	14	23	1	2	0	2
Doc Robinson,G	6-9	2-4	0-0	3	0	14	23	4	2	0	2
Reggie Sharp	1-5	0-0	1-2	1	2	3	16	3	1	0	0
Jay Heard	3-6	2-5	1-2	9	0	9	16	4	1	0	4
Charlton Barker	0-0	0-0	2-4	2	0	2	2	0	0	0	0
Corey Watkins	0-0	0-0	0-0	0	0	0	1	1	0	0	0
Daymeon Fishback	1-6	1-4	2-2	4	1	5	19	0	1	0	1
Mack McGadney	2-7	0-2	0-0	4	0	4	8	0	0	0	0
Abe Smith	0-0	0-0	0-0	1	0	0	2	0	1	0	0
Adrian Chilliast	1-2	0-0	0-0	2	0	2	10	0	0	0	0
Adrian Person	1-3	1-2	0-0	2	2	3	6	0	0	0	0
Team				3							
Totals	28-74	10-23	14-22	55	13	80	200	14	14	2	16

FG%: 1st Half 13-33 .394, 2nd Half 15-41 .366, Game 28-74 .378; 3FG%: 1st Half 5-11 .455, 2nd Half 5-12 .417, Game 10-23 .435; FT%: 1st Half 6-8 .750, 2nd Half 8-14 .571, Game 14-22 .636; Deadball Rebounds: 4.

SCORE BY PERIODS	1	2	F	
Winthrop	18	23	--	41
Auburn	37	43	--	80

OFFICIALS--Donnee Gray, Tom Clark, Tim Gabutero
 TECHNICAL FOULS--None
 ATTENDANCE--27,184



(1 seed) #4 Auburn 81, (9 seed) Oklahoma State 74
 March 13, 1999
 NCAA South Regional Second Round
 RCA Dome • Indianapolis, Ind.

Oklahoma State	FG-A	3FG-A	FT-A	REB	PF	TP	MIN	A	TO	BLK	S
Glendon Alexander,F	1-7	0-3	3-4	1	0	5	26	1	1	0	0
Desmond Mason, F	8-11	2-4	8-9	9	1	26	37	2	1	0	2
Alex Webber, C	2-2	0-0	0-0	0	4	4	11	0	0	0	0
Adrian Peterson,G	11-16	4-8	1-2	4	2	27	39	0	2	0	1
Doug Gottlieb,G	1-4	0-0	1-2	2	3	3	36	12	6	0	0
Fredrik Jonzen	1-3	0-0	0-0	2	0	2	9	0	1	0	1
Brian Montonati	0-4	0-0	1-2	4	5	1	25	1	3	2	0
Joe Adkins	2-5	2-5	0-1	4	2	6	17	2	2	0	1
Team				2							
Totals	26-52	8-20	14-20	28	17	74	200	18	16	2	5

FG%: 1st Half 11-28 .393, 2nd Half 15-24 .625, Game 26-52 .500; 3FG%: 1st Half 3-9 .333, 2nd Half 5-11 .455, Game 8-20 .400; FT%: 1st Half 8-13 .615, 2nd Half 6-7 .857, Game 14-20 .700; Deadball Rebounds: 1.

Auburn	FG-A	3FG-A	FT-A	REB	PF	TP	MIN	A	TO	BLK	S
Chris Porter, F	4-8	0-0	1-2	10	1	9	33	1	3	0	2
Bryant Smith, F	6-11	1-4	4-4	4	1	17	36	2	0	0	0
Mamadou N'diaye,C	3-6	0-0	1-2	7	3	7	29	0	1	1	0
Scott Pohlman, G	11-17	2-3	4-4	3	2	28	32	1	0	0	0
Doc Robinson, G	6-9	1-3	0-0	1	4	13	24	3	1	0	0
Reggie Sharp	1-4	0-3	0-0	1	1	2	9	2	1	0	1
Jay Heard	2-4	1-2	0-0	2	2	5	18	2	1	0	3
Charlton Barker	0-0	0-0	2-4	2	0	2	2	0	0	0	0
Daymeon Fishback	0-4	0-1	0-0	2	0	0	8	0	0	0	0
Mack McGadney	0-1	0-1	0-0	2	2	0	9	1	0	0	0
Adrian Chilliast	0-0	0-0	0-0	0	1	0	2	0	2	0	0
Team				3							
Totals	33-64	5-17	10-12	35	17	81	200	12	9	1	6

FG%: 1st Half 15-36 .417, 2nd Half 18-28 .643, Game 33-64 .516; 3FG%: 1st Half 3-11 .273, 2nd Half 2-6 .333, Game 5-17 .294; FT%: 1st Half 4-4 1.000, 2nd Half 6-8 .750, Game 10-12 .833; Deadball Rebounds: 1.

SCORE BY PERIODS	1	2	F	
Oklahoma State	33	41	--	74
Auburn	37	44	--	81

OFFICIALS--Ted Hillary, Donnee Gray, Lonnie Dixon
 TECHNICAL FOULS--None
 ATTENDANCE--30,318



#WAR EAGLE

AUBURN MEN'S BASKETBALL

NCAA TOURNAMENT BOX SCORES

(4 seed) #14 Ohio State 72, (1 seed) #4 Auburn 64

March 18, 1999

NCAA South Regional Semifinal

Thompson-Boling Arena • Knoxville, Tenn.

Ohio State	FG-A	3FG-A	FT-A	REB	PF	TP	MIN	A	TO	BLK	S
Brian Brown, F	2-9	1-4	4-6	6	0	9	33	4	1	1	1
Jason Singleton, F	3-4	0-0	1-3	2	4	7	21	1	1	0	1
Ken Johnson, C	2-4	0-0	0-2	2	4	4	25	0	1	1	0
Scoonie Penn, G	9-16	4-7	4-4	3	4	26	36	4	0	1	3
Michael Redd, G	9-19	1-3	3-4	10	2	22	36	2	2	0	1
Neshaun Coleman	0-1	0-1	0-0	3	0	0	4	0	0	0	0
Boban Savovic	1-3	0-2	0-0	0	1	2	12	0	1	0	0
Jon Sanderson	0-2	0-0	0-1	2	1	0	6	0	1	0	0
George Reese	1-4	0-0	0-3	3	0	2	27	0	2	0	1
Team				6							
Totals	27-62	6-17	12-23	37	16	72	200	11	9	3	7

FG%: 1st Half 14-35 .400, 2nd Half 13-27 .481, Game 27-62 .435; 3FG%: 1st Half 3-10 .300, 2nd Half 3-7 .429, Game 6-17 .353; FT%: 1st Half 0-0 .000, 2nd Half 12-23 .522, Game 12-23 .522; Deadball Rebounds: 5.

Auburn	FG-A	3FG-A	FT-A	REB	PF	TP	MIN	A	TO	BLK	S
Chris Porter, F	6-10	2-3	1-2	11	5	15	32	2	5	0	0
Bryant Smith, F	4-9	0-3	2-2	2	1	10	33	1	2	0	2
Mamadou N'diaye, C	1-3	0-0	1-2	11	3	3	34	1	4	3	1
Scott Pohlman, G	2-8	1-5	2-2	2	2	7	24	3	2	0	0
Doc Robinson, G	5-13	2-3	2-3	0	3	14	33	6	3	0	0
Reggie Sharp	0-0	0-0	0-0	0	0	0	3	0	0	0	0
Jay Heard	0-3	0-2	1-2	1	1	1	9	0	0	0	1
Daymeon Fishback	4-10	3-6	1-2	9	1	12	23	1	1	0	0
Mack McGadney	1-3	0-0	0-0	1	1	2	6	0	0	0	1
Abe Smith	0-0	0-0	0-0	0	0	0	1	0	0	0	0
Adrian Chilliest	0-0	0-0	0-0	0	0	0	2	0	1	0	0
Team				4							
Totals	23-59	8-22	10-15	41	17	64	200	14	18	3	5

FG%: 1st Half 8-29 .276, 2nd Half 15-30 .500, Game 23-59 .390; 3FG%: 1st Half 4-11 .364, 2nd Half 4-11 .364, Game 8-22 .364; FT%: 1st Half 6-11 .545, 2nd Half 4-4 1.000, Game 10-15 .667; Deadball Rebounds: 4.

SCORE BY PERIODS	1	2	F	
Ohio State	31	41	--	72
Auburn	26	38	--	64

OFFICIALS--Tim Higgins, Lonnie Dixon, Dick Cartmell
 TECHNICAL FOULS--None
 ATTENDANCE--23,898



(7 seed) #22 Auburn 72, (10 seed) Creighton 69

March 16, 2000

NCAA Midwest Regional First Round

Hubert H. Humphrey Metrodome • Minneapolis, Minn.

Creighton	FG-A	3FG-A	FT-A	REB	PF	TP	MIN	A	TO	BLK	S
Matt West, F	1-3	1-2	0-0	1	0	3	22	0	0	0	0
Donnie Johnson, F	2-6	0-0	0-0	0	4	4	18	2	2	0	2
Alan Huss, C	1-6	0-1	0-0	5	2	2	21	2	0	0	0
Ben Walker, G	6-13	1-3	0-0	5	1	13	32	0	1	0	1
Ryan Sears, G	6-12	4-10	2-5	4	2	18	38	8	0	0	2
Kyle Korver	4-13	2-10	0-0	2	1	10	28	3	0	1	2
Livan Pyfrom	1-2	0-0	1-2	1	1	3	9	0	1	0	1
Justin Haynes	2-4	1-1	0-0	4	3	5	17	0	1	1	0
Terrell Taylor	4-6	3-5	0-0	1	4	11	14	1	1	1	0
Dan Kolder	0-0	0-0	0-0	0	0	0	1	0	0	0	0
Team				6							
Totals	27-65	12-32	3-7	29	18	69	200	16	6	3	8

FG%: 1st Half 10-29 .345, 2nd Half 17-36 .472, Game 27-65 .415; 3FG%: 1st Half 4-15 .267, 2nd Half 8-17 .471, Game 12-32 .375; FT%: 1st Half 1-2 .500, 2nd Half 2-5 .400, Game 3-7 .429; Deadball Rebounds: 2.

Auburn	FG-A	3FG-A	FT-A	REB	PF	TP	MIN	A	TO	BLK	S
Mack McGadney, F	6-11	2-4	1-3	3	1	15	33	2	0	1	0
Mamadou N'diaye, C	4-5	0-0	7-9	11	1	15	32	2	1	3	1
Jay Heard, G	2-4	2-3	0-0	1	1	6	14	0	1	1	0
Daymeon Fishback, G	6-9	4-5	0-0	6	1	16	32	1	3	1	0
Doc Robinson, G	3-10	1-3	2-2	6	2	9	33	6	1	0	0
Marquis Daniels	2-4	1-2	0-1	0	0	5	14	0	3	0	0
Scott Pohlman	2-7	1-4	1-1	2	2	6	26	1	3	0	0
Reggie Sharp	0-0	0-0	0-0	4	1	0	16	0	1	0	0
Jimbo Tolbert	0-0	0-0	0-0	0	0	0	0+	0	1	0	0
Team				5					1		
Totals	25-50	11-21	11-16	38	9	72	200	12	15	6	1

FG%: 1st Half 16-26 .615, 2nd Half 9-24 .375, Game 25-50 .500; 3FG%: 1st Half 6-12 .500, 2nd Half 5-9 .556, Game 11-21 .524; FT%: 1st Half 2-3 .667, 2nd Half 9-13 .692, Game 11-16 .688; Deadball Rebounds: 3.

SCORE BY PERIODS	1	2	F	
Creighton	25	44	--	69
Auburn	40	32	--	72

OFFICIALS--Donnee Gray, Reggie Greenwood, Andy Rios
 TECHNICAL FOULS--None
 ATTENDANCE--20,013



NCAA TOURNAMENT BOX SCORES

(2 seed) #6 Iowa State 79, (7 seed) #22 Auburn 60
 March 18, 2000
 NCAA Midwest Regional Second Round
 Hubert H. Humphrey Metrodome • Minneapolis, Minn.

Auburn	FG-A	3FG-A	FT-A	REB	PF	TP	MIN	A	TO	BLK	S
Mack McGadney, F	4-10	0-2	0-0	6	5	8	24	0	1	0	0
Mamadou N'diaye, C	4-7	0-0	1-3	3	4	9	34	0	1	2	1
Jay Heard, G	2-6	0-2	0-1	1	2	4	16	1	0	0	0
Daymeon Fishback, G	3-9	2-8	0-0	6	3	8	31	3	2	0	0
Doc Robinson, G	5-18	2-8	0-0	3	1	12	33	2	2	0	0
Marquis Daniels	5-7	1-1	1-1	7	4	12	30	0	1	0	2
Scott Pohlman	1-5	1-3	0-0	1	2	3	23	3	1	0	0
Reggie Sharp	0-0	0-0	0-0	0	0	0	6	2	1	0	0
Jamison Brewer	0-1	0-0	4-5	0	0	4	3	0	1	0	0
Team				4					1		
Totals	24-63	6-24	6-10	31	21	60	200	11	11	2	3


FG%: 1st Half 14-27 .519, 2nd Half 10-36 .278, Game 24-63 .381; 3FG%: 1st Half 3-9 .333, 2nd Half 3-15 .200, Game 6-24 .250; FT%: 1st Half 2-4 .500, 2nd Half 4-6 .667, Game 6-10 .600; Deadball Rebounds: 0.

Iowa State	FG-A	3FG-A	FT-A	REB	PF	TP	MIN	A	TO	BLK	S
Stevie Johnson, F	6-8	1-1	8-11	8	4	21	34	1	0	1	0
Marcus Fizer, F	7-17	0-3	8-9	12	3	22	38	1	2	0	0
Kantrail Horton, G	1-3	0-2	0-0	2	1	2	37	4	1	0	0
Jamaal Tinsley, G	3-10	2-4	4-6	4	3	12	38	7	4	2	3
Michael Nurse, G	4-5	1-2	5-5	5	3	14	37	2	2	0	1
Martin Rancik	1-1	0-0	0-0	2	1	2	4	0	0	0	0
Brandon Hawkins	1-2	0-1	0-0	2	0	2	8	1	1	0	1
Richard Evans	2-2	0-0	0-0	2	0	4	4	0	0	0	0
Team				1					1		
Totals	25-48	4-13	25-31	38	15	79	200	16	11	3	5

FG%: 1st Half 11-24 .458, 2nd Half 14-24 .583, Game 25-48 .521; 3FG%: 1st Half 1-5 .200, 2nd Half 3-8 .375, Game 4-13 .308; FT%: 1st Half 9-10 .900, 2nd Half 16-21 .762, Game 25-31 .806; Deadball Rebounds: 3.

SCORE BY PERIODS	1	2	F
Auburn	33	27	--
Iowa State	32	47	--

OFFICIALS--Mike Sanzere, Bob Donato, Donnee Gray
 TECHNICAL FOULS--None
 ATTENDANCE--26,328



(10 seed) Auburn 65, (7 seed) Saint Joseph's 63 (ot)
 March 21, 2003
 NCAA East Regional First Round
 St. Pete Times Forum • Tampa, Fla.

Auburn	FG-A	3FG-A	FT-A	REB	PF	TP	MIN	A	TO	BLK	S
Marquis Daniels, F	10-19	3-4	2-4	8	1	25	42	4	1	0	2
Marco Killingsworth, F	7-15	0-2	1-1	7	1	15	36	1	4	0	1
Kyle Davis, C	3-5	0-0	1-2	9	3	7	33	1	4	4	0
Derrick Bird, G	3-8	2-6	3-4	1	4	11	37	0	4	1	0
Lewis Monroe, G	0-4	0-2	0-0	4	2	0	41	4	1	0	0
Brandon Robinson	0-1	0-0	1-2	4	3	1	0	1	0	0	1
Nathan Watson	2-5	2-4	0-0	2	1	6	13	0	0	0	0
Donny Calton	0-0	0-0	0-0	0	1	0	0+	0	0	0	0
Chris Lollar	0-0	0-0	0-0	0	0	0	2	1	0	0	0
Team				3							
Totals	25-57	7-18	8-13	38	16	65	225	11	15	5	4

FG%: 1st Half 13-30 .433, 2nd Half 9-21 .429, OT 3-6 .500, Game 25-57 .439; 3FG%: 1st Half 4-11 .364, 2nd Half 3-7 .429, OT 0-0 .000, Game 7-18 .389; FT%: 1st Half 2-4 .500, 2nd Half 4-6 .667, OT 2-3 .667, Game 8-13 .615; Deadball Rebounds: 2.

Saint Joe's	FG-A	3FG-A	FT-A	REB	PF	TP	MIN	A	TO	BLK	S
Pat Carroll, F	0-5	0-5	0-0	1	1	0	22	1	1	0	1
Dave Mallon, F	1-3	1-2	0-0	1	0	3	9	1	0	0	0
Alexandre Sazanov, C	2-4	0-0	3-4	4	3	7	13	0	3	0	0
Tyrone Barley, G	0-4	0-2	0-0	3	4	0	34	6	2	0	3
Jameer Nelson, G	11-22	3-7	7-8	9	2	32	45	1	0	0	1
Chris Cologer	0-0	0-0	0-0	3	0	0	9	0	0	0	0
Dwayne Lee	0-0	0-0	0-0	0	0	0	0+	0	0	0	0
Chet Stachitas	0-1	0-1	0-0	0	0	0	2	0	0	0	0
Delonte West	3-13	2-7	2-2	3	3	10	33	2	2	0	2
Dwayne Jones	4-5	0-0	1-2	6	1	9	32	0	0	4	0
John Bryant	1-2	0-0	0-0	2	5	2	26	0	3	0	1
Team				4					1		
Totals	22-59	6-24	13-16	36	19	63	225	11	12	4	8

FG%: 1st Half 7-24 .292, 2nd Half 13-30 .433, OT 2-5 .400, Game 22-59 .373; 3FG%: 1st Half 2-10 .200, 2nd Half 2-10 .200, OT 2-4 .500, Game 6-24 .250; FT%: 1st Half 3-4 .750, 2nd Half 10-12 .833, OT 0-0 .000, Game 13-16 .813; Deadball Rebounds: 1.

SCORE BY PERIODS	1	2	OT	F
Auburn	32	25	8	--
Saint Joseph's	19	38	6	--

OFFICIALS--Steve Welmer, Curtis Shaw, Rick Hartzell
 TECHNICAL FOULS--None
 ATTENDANCE--17,024



WAREAGLE

AUBURN MEN'S BASKETBALL

NCAA TOURNAMENT BOX SCORES

(10 seed) Auburn 68, (2 seed) #8 Wake Forest 62
March 23, 2003
NCAA East Regional Second Round
St. Pete Times Forum • Tampa, Fla.

Auburn	FG-A	3FG-A	FT-A	REB	PF	TP	MIN	A	TO	BLK	S
Marquis Daniels, F	7-15	0-4	4-7	4	4	18	26	1	4	0	3
Marco Killingsworth, F	4-10	0-1	3-4	8	2	11	32	3	4	0	1
Kyle Davis, C	1-3	0-0	0-0	4	2	2	26	1	2	4	1
Derrick Bird, G	3-10	1-6	2-2	2	3	9	33	1	0	0	0
Lewis Monroe, G	2-6	2-5	6-6	1	2	12	37	3	3	0	3
Brandon Robinson	5-9	0-1	1-1	3	4	11	22	0	1	2	0
Nathan Watson	2-3	1-2	0-0	6	1	5	21	2	0	0	1
Chris Lollar	0-0	0-0	0-0	0	0	0	3	0	0	0	0
Team				5							
Totals	24-56	4-19	16-20	33	18	68	200	11	14	6	9

FG%: 1st Half 14-31 .452, 2nd Half 10-25 .400, Game 24-56 .429; 3FG%: 1st Half 3-10 .300, 2nd Half 1-9 .111, Game 4-19 .211; FT%: 1st Half 3-4 .750, 2nd Half 13-16 .813, Game 16-20 .800; Deadball Rebounds: 1.

Wake Forest	FG-A	3FG-A	FT-A	REB	PF	TP	MIN	A	TO	BLK	S
Jamaal Levy, F	1-4	0-1	1-2	7	5	3	34	1	2	3	0
Vytas Danelius, F	1-6	0-4	2-3	7	3	4	36	1	2	1	1
Eric Williams, C	1-4	0-0	2-2	0	4	4	10	0	1	0	1
Taron Downey, G	3-6	3-5	0-0	4	2	9	36	1	4	0	1
Josh Howard, G	4-10	0-3	6-6	8	4	14	34	1	7	3	4
Chris Ellis	0-0	0-0	0-0	0	1	0	8	0	0	0	0
Justin Gray	8-15	5-9	5-6	4	2	26	30	1	0	0	0
Richard Joyce	0-0	0-0	0-0	0	0	0	0+	0	0	0	0
Steve Lepore	0-1	0-1	0-0	0	1	0	1	0	0	0	0
Trent Strickland	0-3	0-0	2-2	1	1	2	11	0	1	0	0
Team				4					1		
Totals	18-49	8-23	18-21	35	23	62	200	5	18	7	7

FG%: 1st Half 11-23 .478, 2nd Half 7-26 .269, Game 18-49 .367; 3FG%: 1st Half 5-11 .455, 2nd Half 3-12 .250, Game 8-23 .348; FT%: 1st Half 11-12 .917, 2nd Half 7-9 .778, Game 18-21 .857; Deadball Rebounds: 1.

SCORE BY PERIODS	1	2	F
Auburn	34	34	--
Wake Forest	38	24	--

OFFICIALS--Tony Greene, Steve Welmer, Ted Hillary
 TECHNICAL FOULS--None.
 ATTENDANCE--21,304 (c)

(3 seed) #12 Syracuse 79, (10 seed) Auburn 78
March 28, 2003
NCAA East Regional Sweet 16
Pepsi Arena • Albany, N.Y.

Auburn	FG-A	3FG-A	FT-A	REB	PF	TP	MIN	A	TO	BLK	S
Marquis Daniels, F	12-21	0-1	3-4	9	3	27	38	4	4	0	2
Marco Killingsworth, F	0-3	0-0	2-2	5	3	2	18	0	3	0	0
Kyle Davis, C	1-6	0-0	0-0	6	4	2	20	0	2	4	0
Derrick Bird, G	3-10	3-9	2-2	4	2	11	38	5	1	0	0
Lewis Monroe, G	4-7	3-5	1-2	2	4	12	35	1	0	0	0
Troy Gaines	0-0	0-0	0-0	0	0	0	0+	1	0	0	0
Brandon Robinson	2-8	0-0	4-4	9	0	8	20	2	4	0	1
Nathan Watson	5-8	4-7	2-2	1	3	16	29	2	1	0	2
Rodney Tucker	0-0	0-0	0-0	0	0	0	2	0	1	1	0
Team				4							
Totals	27-63	10-22	14-17	40	19	78	200	15	17	5	5

FG%: 1st Half 9-30 .300, 2nd Half 18-33 .545, Game 27-63 .429; 3FG%: 1st Half 3-7 .429, 2nd Half 7-15 .467, Game 10-22 .455; FT%: 1st Half 6-7 .857, 2nd Half 8-10 .800, Game 14-17 .824; Deadball Rebounds: 2.

Syracuse	FG-A	3FG-A	FT-A	REB	PF	TP	MIN	A	TO	BLK	S
Hakim Warrick, F	6-12	0-0	3-4	4	5	15	25	1	2	0	3
Carmelo Anthony, F	7-17	2-4	2-3	8	2	18	34	3	2	1	2
Craig Forth, C	0-1	0-0	0-0	1	2	0	12	1	0	2	1
Kueth Duany, G	3-9	2-6	4-4	5	0	12	26	0	1	0	1
Gerry McNamara, G	2-6	1-4	4-5	2	2	9	37	3	0	0	0
Billy Edelin	1-2	0-0	3-4	6	2	5	17	4	3	0	1
Jeremy McNeil	3-6	0-0	0-0	7	3	6	27	0	2	4	0
Josh Pace	7-13	0-0	0-1	2	1	14	12	2	0	0	1
Team				1							
Totals	29-66	5-14	16-21	36	17	79	200	14	10	7	9

FG%: 1st Half 14-34 .412, 2nd Half 15-32 .469, Game 29-66 .439; 3FG%: 1st Half 3-9 .333, 2nd Half 2-5 .400, Game 5-14 .357; FT%: 1st Half 6-6 1.000, 2nd Half 10-15 .667, Game 16-21 .762; Deadball Rebounds: 3.

SCORE BY PERIODS	1	2	F
Auburn	27	51	--
Syracuse	37	42	--

OFFICIALS--John Clougherty, John Higgins, Rick Hartzell
 TECHNICAL FOULS--None
 ATTENDANCE--15,093 (c)



#WREAGLE

AUBURN MEN'S BASKETBALL

NCAA TOURNAMENT BOX SCORES

(4 seed) #19 Auburn 62, (13 seed) Charleston 58
 March 16, 2018
 NCAA Midwest Regional First Round
 Viejas Arena • San Diego, Calif.

Charleston	FG-A	3FG-A	FT-A	REB	PF	TP	MIN	A	TO	BLK	S
Jarrell Brantley, F	9-16	2-5	4-7	7	3	24	38	2	4	0	0
Grant Riler, G	6-15	2-8	2-4	6	3	16	40	1	7	0	1
Cameron Johnson, G	2-4	0-2	0-0	3	4	4	24	1	2	0	2
Nick Harris, F	1-3	0-0	1-2	7	4	3	24	1	1	0	0
Joe Chealey, G	1-3	0-1	0-1	3	5	2	20	2	3	0	1
Marquise Pointer	4-8	1-4	0-1	3	5	9	34	3	3	0	2
Jaylen McManus	0-2	0-2	0-0	4	2	0	17	0	1	0	0
Evan Bailey	0-0	0-0	0-0	1	0	0	3	0	0	0	0
Team				4							
Totals	23-51	5-22	7-14	40	23	58	200	10	21	0	6

FG%: 1st Half 11-27 .407, 2nd Half 12-24 .500, Game 23-51 .451; 3FG%: 1st Half 2-10 .200, 2nd Half 3-12 .250, Game 5-22 .227; FT%: 1st Half 1-2 .500, 2nd Half 6-12 .500, Game 7-14 .500; Deadball Rebounds: 5.

Auburn	FG-A	3FG-A	FT-A	REB	PF	TP	MIN	A	TO	BLK	S
Mustapha Heron, G	6-15	0-5	5-6	5	1	16	36	2	3	0	2
Desean Murray, F	4-9	1-3	2-4	7	5	11	28	0	2	0	2
Bryce Brown, G	3-11	3-10	1-4	3	0	10	34	1	0	0	1
Horace Spencer, F	2-8	0-0	3-6	4	0	7	24	2	4	2	1
Jared Harper, G	1-7	1-4	3-6	2	4	6	18	2	2	0	2
Malik Dunbar	2-2	0-0	2-4	3	1	6	13	0	0	0	1
Davion Mitchell	2-3	0-1	0-2	0	3	4	20	2	0	0	1
Chuma Okeke	1-4	0-1	0-0	9	4	2	27	1	0	2	0
Team				3					1		
Totals	21-59	5-24	15-32	36	18	62	200	10	12	4	0

FG%: 1st Half 9-32 .281, 2nd Half 12-27 .444, Game 21-59 .356; 3FG%: 1st Half 0-13 .000, 2nd Half 5-11 .454, Game 5-24 .208; FT%: 1st Half 7-13 .539, 2nd Half 8-19 .421, Game 15-32 .469; Deadball Rebounds: 9.

SCORE BY PERIODS	1	2	F
College of Charleston	25	33	--
Auburn	25	37	--

OFFICIALS--Doug Shows, Dwayne Gladden, Kelly Self
 TECHNICAL FOULS--None
 ATTENDANCE--10,092



(5 seed) #20 Clemson 84, (4 seed) #19 Auburn 53
 March 18, 2018
 NCAA Midwest Regional Second Round
 Viejas Arena • San Diego, Calif.

Clemson	FG-A	3FG-A	FT-A	REB	PF	TP	MIN	A	TO	BLK	S
Elijah Thomas, F	7-10	0-0	4-7	11	2	18	27	2	0	3	1
Aamir Simms, F	1-2	1-1	0-0	2	0	3	23	1	0	3	1
Marcquise Reed, G	6-17	0-4	4-5	7	2	16	34	3	1	0	1
Shelton Mitchell, G	2-6	1-3	5-7	6	1	10	31	6	2	0	1
Gabe Devoe, G	8-13	6-9	0-0	5	2	22	24	5	2	0	0
Clyde Trapp	0-1	0-1	0-0	0	0	0	8	0	0	0	0
Lyles Davis	0-0	0-0	0-0	1	0	0	0	2	1	0	0
Mark Donnal	0-3	0-2	0-0	1	3	0	13	2	1	0	0
Isaac Fields	0-0	0-0	0-0	0	0	0	2	0	0	0	0
Malik William	1-1	0-0	1-2	1	0	3	2	0	0	0	0
Anthony Oliver II	2-5	2-5	0-0	6	0	6	9	0	0	0	0
Scott Spencer	0-1	0-1	0-0	2	2	0	10	0	0	0	0
David Skara	2-2	0-0	2-2	4	4	6	15	0	0	0	0
Team				4							
Totals	29-61	10-26	16-23	50	16	84	200	19	7	6	4

FG%: 1st Half 16-30 .533, 2nd Half 13-31 .419, Game 29-61 .475; 3FG%: 1st Half 4-11 .364, 2nd Half 6-15 .400, Game 10-26 .385; FT%: 1st Half 7-10 .700, 2nd Half 9-13 .692, Game 16-23 .696; Deadball Rebounds: 5.

Auburn	FG-A	3FG-A	FT-A	REB	PF	TP	MIN	A	TO	BLK	S
Horace Spencer, F	3-6	0-0	4-4	9	4	10	26	2	0	1	1
Desean Murray, F	0-6	0-3	0-0	3	2	0	27	2	1	0	0
Jared Harper, G	2-12	1-6	0-0	3	2	5	31	1	1	0	0
Bryce Brown, G	4-13	3-9	1-1	0	1	12	30	0	1	0	0
Mustapha Heron, G	3-10	1-2	5-6	1	5	12	25	1	2	0	1
Chuma Okeke	2-9	1-6	2-4	8	3	7	25	3	1	2	0
Davion Mitchell	1-5	0-2	0-0	1	2	2	17	0	0	0	1
Malik Dunbar	2-5	1-4	0-0	2	0	5	13	0	0	0	1
Patrick Keim	0-0	0-0	0-0	0	0	0	2	0	0	0	0
Will Macoy	0-0	0-0	0-0	0	0	0	2	0	0	0	0
Cole Blackstock	0-0	0-0	0-0	0	0	0	2	0	0	0	0
Team				5					1		
Totals	21-59	5-24	15-32	36	18	62	200	10	12	4	0

FG%: 1st Half 6-33 .182, 2nd Half 11-33 .333, Game 17-66 .258; 3FG%: 1st Half 3-15 .200, 2nd Half 4-17 .235, Game 7-32 .219; FT%: 1st Half 4-6 .667, 2nd Half 8-9 .889, Game 12-15 .800; Deadball Rebounds: 4.

SCORE BY PERIODS	1	2	F
Clemson	43	41	--
Auburn	19	34	--

OFFICIALS--John Higgins, Earl Walton, James Breeding
 TECHNICAL FOULS--None
 ATTENDANCE--11,628



#WAREAGLE

AUBURN MEN'S BASKETBALL

NCAA TOURNAMENT BOX SCORES

(5 seed) #14 Auburn 78, (12 seed) New Mexico State 77

March 21, 2019

NCAA Midwest Regional First Round

Vivint Arena • Salt Lake City, Utah

NMSU	FG-A	3FG-A	FT-A	REB	PF	TP	MIN	A	TO	BLK	S
C.J. Bobbitt, F	1-3	0-2	0-0	2	0	2	10	1	0	0	0
Eli Chuha, F	3-4	0-1	0-0	5	3	6	16	0	0	0	0
Terrell Brown, G	2-6	0-4	8-11	5	1	12	32	2	5	0	1
Clayton Henry, G	0-0	0-0	0-0	0	2	0	8	0	1	1	1
AJ Harris, G	2-6	0-3	2-4	2	2	6	28	2	4	0	0
Shunn Buchanan	1-1	0-0	0-0	0	2	2	12	2	0	0	0
JoJo Zamora	2-5	2-5	0-0	0	1	6	10	1	1	0	0
Ivan Aurrecochea	4-6	0-0	5-5	9	2	13	23	0	2	0	0
Trevelin Queen	4-13	4-8	2-2	5	2	14	30	6	0	0	2
Johnny McCants	6-7	1-2	3-5	7	4	16	31	0	2	1	2
Team				4					1		
Totals	25-51	7-25	20-27	39	19	77	200	14	16	2	6

FG%: 1st Half 11-27 .407, 2nd Half 14-24 .583, Game 25-51 .490; 3FG%: 1st Half 2-13 .154, 2nd Half 5-12 .417, Game 7-25 .280; FT%: 1st Half 5-7 .714, 2nd Half 15-20 .750, Game 20-27 .741; Deadball Rebounds: 4.

Auburn	FG-A	3FG-A	FT-A	REB	PF	TP	MIN	A	TO	BLK	S
Chuma Okeke, F	3-9	2-5	5-5	5	2	13	31	1	1	1	3
Anfernee McLemore, F	1-1	1-1	0-0	2	3	3	13	1	0	0	1
Jared Harper, G	6-11	4-8	1-3	1	5	17	31	4	3	0	0
Bryce Brown, G	4-12	2-8	2-3	3	2	12	30	5	2	0	2
Malik Dunbar, G	1-5	1-4	2-2	1	1	5	20	0	1	0	0
Horace Spencer	0-1	0-0	0-1	2	5	0	17	0	2	1	1
Danjel Purifoy	2-4	0-2	0-0	0	2	4	10	0	0	0	0
Samir Doughty	1-3	1-2	1-4	1	1	4	20	1	0	0	0
J'Von McCormick	6-8	1-1	3-3	2	1	16	17	1	1	0	2
Austin Wiley	2-3	0-0	0-0	2	2	4	11	0	0	0	0
Team				5					0		
Totals	26-57	12-31	14-21	24	24	78	200	13	10	2	9

FG%: 1st Half 11-28 .393, 2nd Half 15-29 .517, Game 26-57 .456; 3FG%: 1st Half 3-12 .250, 2nd Half 9-19 .474, Game 12-31 .387; FT%: 1st Half 7-7 1.000, 2nd Half 7-14 .500, Game 14-21 .667; Deadball Rebounds: 4.

SCORE BY PERIODS

	1	2	F
New Mexico State	29	48	--
Auburn	32	46	--

OFFICIALS--Mike Nance, Brent Hampton, Randy McCall

TECHNICAL FOULS--New Mexico State-Eli Chuha

ATTENDANCE--16,576

(5 seed) #14 Auburn 89, (4 seed) #17 Kansas 75

March 23, 2019

NCAA Midwest Regional Second Round

Vivint Arena • Salt Lake City, Utah

Auburn	FG-A	3FG-A	FT-A	REB	PF	TP	MIN	A	TO	BLK	S
Chuma Okeke, F	4-10	2-5	2-2	5	1	12	34	4	2	1	4
Anfernee McLemore, F	4-7	2-4	1-2	5	1	11	19	0	0	0	0
Jared Harper, G	6-13	2-7	4-4	0	2	18	35	6	2	0	0
Bryce Brown, G	9-13	7-11	0-0	3	1	25	31	2	0	0	0
Malik Dunbar, G	3-4	0-1	0-1	0	1	6	17	2	0	0	0
Horace Spencer	0-1	0-0	1-2	2	4	1	7	0	1	0	2
Danjel Purifoy	0-1	0-0	0-0	2	4	0	6	0	0	0	1
Samir Doughty	1-2	0-1	2-2	5	2	4	22	1	1	0	2
J'Von McCormick	2-6	0-1	2-2	2	2	6	14	2	0	0	0
Myles Parker	0-0	0-0	0-0	0	1	0	1	0	0	0	0
Cole Blackstock	0-0	0-0	0-0	0	0	0	1	0	0	0	0
Austin Wiley	3-4	0-0	0-0	1	2	6	13	0	1	2	0
Team				2					0		
Totals	32-61	13-30	12-15	27	21	89	200	17	7	3	9

FG%: 1st Half 20-36 .556, 2nd Half 12-25 .480, Game 32-61 .525; 3FG%: 1st Half 9-17 .529, 2nd Half 4-13 .308, Game 13-30 .433; FT%: 1st Half 2-2 1.000, 2nd Half 10-13 .769, Game 12-15 .800; Deadball Rebounds: 1.

Kansas	FG-A	3FG-A	FT-A	REB	PF	TP	MIN	A	TO	BLK	S
Dedric Lawson, F	8-17	2-3	7-7	10	3	25	37	3	3	1	0
David McCormack, F	5-6	0-0	1-1	6	1	11	21	2	2	0	0
Quentin Grimes, G	5-11	2-6	3-4	2	3	15	34	2	4	0	1
Devon Dotson, G	5-9	2-5	1-2	4	5	13	34	3	2	0	2
Ochai Agbaji, G	1-5	0-2	0-0	1	0	2	24	0	0	0	0
Marcus Garrett	3-6	0-0	1-1	3	4	7	20	0	3	0	0
Charlie Moore	0-3	0-1	0-0	3	1	0	7	3	1	0	0
K.J. Lawson	0-2	0-2	2-2	4	0	2	14	0	1	0	1
Mitch Lightfoot	0-0	0-0	0-1	2	0	0	9	0	0	0	0
Team				3					0		
Totals	27-59	6-19	15-18	38	17	75	200	13	16	1	4

FG%: 1st Half 8-27 .296, 2nd Half 19-32 .594, Game 27-59 .458; 3FG%: 1st Half 1-10 .100, 2nd Half 5-9 .556, Game 6-19 .316; FT%: 1st Half 8-10 .800, 2nd Half 7-8 .875, Game 15-18 .833; Deadball Rebounds: 1.

SCORE BY PERIODS

	1	2	F
Auburn	51	38	--
Kansas	25	50	--

OFFICIALS--Kipp Kissinger, DJ Carstensen, Lamar Simpson

TECHNICAL FOULS--None

ATTENDANCE--17,792

#WAREAGLE

AUBURN MEN'S BASKETBALL



NCAA TOURNAMENT BOX SCORES

(5 seed) #14 Auburn 97, (1 seed) #3 North Carolina 80
 March 29, 2019
 NCAA Midwest Regional Sweet 16
 Sprint Center • Kansas City, Mo.

Auburn	FG-A	3FG-A	FT-A	REB	PF	TP	MIN	A	TO	BLK	S
Chuma Okeke, F	8-11	3-5	1-3	11	0	20	25	2	2	1	2
Anfernee McLemore, F	1-3	1-3	0-0	4	2	3	19	0	0	1	0
Jared Harper, G	3-8	1-5	2-2	1	4	9	25	11	2	0	0
Bryce Brown, G	3-7	2-6	4-5	4	0	12	32	2	1	0	2
Malik Dunbar, G	5-10	3-7	0-0	4	1	13	23	1	1	3	0
Horace Spencer	2-3	0-0	0-2	2	3	4	14	0	0	0	1
Danjel Purifoy	4-6	4-6	0-0	2	1	12	12	1	0	0	0
Samir Doughty	4-6	2-3	0-0	1	1	10	10	2	2	0	1
J'Von McCormick	5-11	0-1	0-1	2	2	10	10	2	1	0	2
Myles Parker	1-1	1-1	0-0	0	0	3	3	0	0	0	0
Will Macoy	0-0	0-0	0-0	0	0	0	0	0	0	0	0
Cole Blackstock	0-0	0-0	0-0	0	2	0	0	0	0	0	0
Austin Wiley	0-0	0-0	1-4	5	1	1	1	0	0	1	0
Team				0					2		
Totals	36-66	17-37	8-17	36	17	97	200	21	11	6	8

FG%: 1st Half 18-38 .474, 2nd Half 18-28 .643, Game 36-66 .545; 3FG%: 1st Half 5-19 .263, 2nd Half 12-18 .667, Game 17-37 .459; FT%: 1st Half 0-3 .000, 2nd Half 8-14 .571, Game 8-17 .471; Deadball Rebounds: 3,1.

North Carolina	FG-A	3FG-A	FT-A	REB	PF	TP	MIN	A	TO	BLK	S
Garrison Brooks, F	2-2	0-0	2-2	4	3	6	28	1	0	1	0
Luke Maye, F	6-14	1-4	0-1	7	2	13	28	3	3	0	1
Coby White, G	4-15	0-7	7-8	3	2	15	31	4	2	0	2
Cameron Johnson, G	4-11	2-7	5-5	5	2	15	29	0	1	1	3
Kenny Williams, G	4-6	2-3	0-0	5	1	10	34	3	4	0	1
Seventh Woods	1-1	0-0	0-0	2	1	2	8	1	2	0	0
Leaky Black	0-1	0-1	0-0	3	2	0	8	1	0	0	0
Andrew Platek	0-0	0-0	1-2	1	1	1	3	0	0	0	0
Brandon Robinson	3-6	2-4	1-2	4	1	9	16	3	0	0	0
Nassir Little	2-7	0-2	0-1	3	1	4	13	0	2	0	0
Sterling Manley	2-2	0-0	1-1	0	0	5	1	0	0	0	0
K.J. Smith	0-0	0-0	0-0	1	0	0	1	0	0	0	0
Team				2					0		
Totals	28-65	7-28	17-22	40	16	80	200	16	14	2	7

FG%: 1st Half 14-32 .438, 2nd Half 14-33 .414, Game 28-65 .431; 3FG%: 1st Half 5-15 .333, 2nd Half 2-13 .154, Game 7-28 .250; FT%: 1st Half 6-10 .600, 2nd Half 11-12 .917, Game 17-22 .773; Deadball Rebounds: 1.

SCORE BY PERIODS	1	2	F
Auburn	41	56	-- 97
North Carolina	39	41	-- 80

OFFICIALS--Gerry Pollard, Mike Reed, Michael Stephens
 TECHNICAL FOULS--None
 ATTENDANCE--17,385



(5 seed) #14 Auburn 77, (2 seed) #7 Kentucky 71 (OT)
 March 31, 2019
 NCAA Midwest Regional Elite Eight
 Sprint Center • Kansas City, Mo.

Auburn	FG-A	3FG-A	FT-A	REB	PF	TP	MIN	A	TO	BLK	S
Horace Spencer, F	0-3	0-2	0-0	3	5	0	13	0	1	1	1
Anfernee McLemore, F	4-10	0-2	0-1	5	4	8	30	0	0	2	2
Jared Harper, G	7-18	1-6	11-11	4	0	26	39	5	4	2	3
Bryce Brown, G	8-12	4-7	4-5	2	1	24	39	0	2	0	3
Malik Dunbar, G	0-0	0-0	1-2	2	4	1	13	0	0	1	0
Danjel Purifoy	2-8	2-6	0-0	7	3	6	32	2	0	0	1
Samir Doughty	1-4	0-0	1-3	7	0	3	33	1	0	0	0
J'Von McCormick	1-4	0-0	0-0	1	1	2	12	0	0	1	0
Austin Wiley	3-6	0-0	1-2	2	3	7	14	0	2	0	0
Team				4							
Totals	26-65	7-23	18-24	37	21	77	225	8	9	7	10

FG%: 1st Half 11-30 .367, 2nd Half 10-28 .357, OT 5-7 .714; Game 26-65 .400; 3FG%: 1st Half 3-11 .273, 2nd Half 4-11 .364, OT 0-1 .000; Game 7-23 .304; FT%: 1st Half 5-8 .625, 2nd Half 6-7 .857, OT 7-9 .778; Game 18-24 .750; Deadball Rebounds: 2,3.

Kentucky	FG-A	3FG-A	FT-A	REB	PF	TP	MIN	A	TO	BLK	S
Reid Travis, F	4-5	0-0	1-3	6	3	9	44	1	0	0	0
EJ Montgomery, F	0-0	0-0	0-0	1	0	0	8	0	0	1	0
Ashton Hagans, G	4-8	1-4	1-1	5	2	10	38	3	7	0	1
Keldon Johnson, G	5-13	0-2	4-6	10	3	14	38	3	0	1	1
Tyler Herro, G	3-11	1-5	0-0	3	3	7	36	6	2	1	1
Nick Richards	0-0	0-0	0-0	0	1	0	1	0	0	0	0
Immanuel Quickley	1-6	1-6	0-0	0	2	3	19	1	0	0	0
Jemarl Baker	0-0	0-0	0-0	0	2	0	4	0	0	0	0
PJ Washington	10-18	2-4	6-11	13	3	28	37	0	5	2	2
Team				3							
Totals	27-61	5-21	12-21	41	19	71	225	14	14	5	5

FG%: 1st Half 11-24 .458, 2nd Half 12-29 .414, OT 4-8 .500; Game 27-61 .443; 3FG%: 1st Half 4-13 .308, 2nd Half 0-5 .000, OT 1-3 .333; Game 5-21 .238; FT%: 1st Half 9-13 .692, 2nd Half 1-4 .250, OT 2-4 .500; Game 12-21 .571; Deadball Rebounds: 4,1.

SCORE BY PERIODS	1	2	OT	F
Auburn	30	30	17	-- 77
Kentucky	35	35	11	-- 71

OFFICIALS--Brian Dorsey, Mike Roberts, Terry Wymer
 TECHNICAL FOULS--None
 ATTENDANCE--17,174



#WAREAGLE

AUBURN MEN'S BASKETBALL

(1 seed) #2 Virginia 63, (5 seed) #14 Auburn 62
 April 6, 2019
 NCAA Final Four
 U.S. Bank Stadium • Minneapolis, Minn.

#WREAGLE

Auburn	FG-A	3FG-A	FT-A	REB	PF	TP	MIN	A	TO	BLK	S
Danjel Purifoy, F	2-7	0-4	3-4	5	1	7	29	0	0	0	1
Anfernee McLemore, F	3-4	1-2	2-2	12	3	9	29	0	0	1	1
Jared Harper, G	4-10	2-6	1-2	1	1	11	33	3	3	0	0
Bryce Brown, G	4-12	4-10	0-0	3	1	12	33	3	0	0	0
Malik Dunbar, G	0-4	0-3	0-0	2	2	0	10	0	0	0	0
Horace Spencer	1-1	0-0	0-0	1	1	2	11	2	0	0	1
Samir Doughty	4-10	2-5	3-4	5	2	13	28	0	0	0	0
J'Von McCormick	2-5	0-1	2-2	0	1	6	16	1	1	0	0
Austin Wiley	1-2	0-0	0-0	1	0	2	11	0	0	2	0
Team				3					1		
Totals	21-55	9-31	11-14	33	12	62	200	9	5	3	3

FG%: 1st Half 14-27 .519, 2nd Half 10-36 .278, Game 24-63 .381; 3FG%: 1st Half 3-9 .333, 2nd Half 3-15 .200, Game 6-24 .250; FT%: 1st Half 2-4 .500, 2nd Half 4-6 .667, Game 6-10 .600; Deadball Rebounds: 0.

Virginia	FG-A	3FG-A	FT-A	REB	PF	TP	MIN	A	TO	BLK	S
Mamadi Diakite, F	1-4	0-2	0-2	6	1	2	36	0	1	5	0
Kihei Clark, G	3-7	1-1	2-2	2	2	9	46	3	0	0	1
Kyle Guy, G	5-11	2-6	3-3	3	1	15	39	4	1	0	0
Ty Jerome, G	8-16	4-9	1-3	9	4	21	33	6	2	1	0
De'Andre Hunter, F	7-11	0-1	0-2	5	1	14	37	2	2	2	0
Braxton Key	1-1	0-0	0-0	2	1	2	10	0	0	1	0
Jack Salt	0-1	0-0	0-0	2	2	0	9	0	0	0	0
Team				2					2		
Totals	25-51	7-19	6-12	31	12	63	200	15	8	9	1

FG%: 1st Half 12-28 .429, 2nd Half 13-23 .565, Game 25-51 .490; 3FG%: 1st Half 3-9 .333, 2nd Half 4-10 .400, Game 7-19 .368; FT%: 1st Half 1-3 .333, 2nd Half 5-9 .556, Game 6-12 .500; Deadball Rebounds: 3.

SCORE BY PERIODS

	1	2	F
Auburn	31	31	-- 62
Virginia	28	35	-- 63

OFFICIALS--Doug Sirmons, Keith Kimble, James Breeding

TECHNICAL FOULS--None

ATTENDANCE--72,711



AUBURN MEN'S BASKETBALL

NATIONAL INVITATION TOURNAMENT

RESULTS (4-6, .400)

1993

NIT First Round at the Littlejohn Coliseum in Clemson, S.C.
March 18—Clemson 84, Auburn 72

1995

NIT First Round at Beard-Eaves-Memorial Coliseum in Auburn, Ala.
March 15—Marquette 68, Auburn 61

1996

NIT First Round at Beard-Eaves-Memorial Coliseum in Auburn, Ala.
March 13—Tulane 87, Auburn 73 (OT)

1998

NIT First Round at Beard-Eaves-Memorial Coliseum in Auburn, Ala.
March 11—Auburn 77, Southern Miss 62
NIT Second Round at the Bradley Center in Milwaukee, Wis.
March 16—Marquette 75, Auburn 60 (ot)

2001

NIT First Round at Beard-Eaves-Memorial Coliseum in Auburn, Ala.
March 14—Auburn 60, Miami, Fla. 58
NIT Second Round at Mackey Arena in West Lafayette, Ind.
March 20—Purdue 79, Auburn 61

2009

NIT First Round at Beard-Eaves-Memorial Coliseum in Auburn, Ala.
March 18—Auburn 87, UT Martin 82
NIT Second Round at Beard-Eaves-Memorial Coliseum in Auburn, Ala.
March 20—Auburn 74, Tulsa 55
NIT Third Round at Beard-Eaves-Memorial Coliseum in Auburn, Ala.
March 24—Baylor 74, Auburn 72

RECORDS

INDIVIDUAL SINGLE GAME

Points—28, Wesley Person (1993 at Clemson)
Field Goals—11, Wesley Person (1993 at Clemson)
Field Goals Attempted—22, Wesley Person (1993 at Clemson)
3-Pointers Made—6, Wesley Person (1993 at Clemson)
3-Pointers Attempted—13, Wesley Person (1993 at Clemson)
3-Point Pct.—.600, Scott Pohlman (3-5, 1998 vs. Southern Miss)
.600, Rasheem Barrett (3-5, 2009 vs. Baylor)
Free Throws— 6, DeWayne Reed (2009 vs. UT Martin)
6, Quantez Robertson (2009 vs. Tulsa)
Free Throws Att.— 10, DeWayne Reed (2009 vs. UT Martin)
Rebounds—13, Korvotney Barber (2009 vs. Baylor)
Assists—7, Jamison Brewer (2001 vs. Miami, Fla.)
Blocks—13, Kyle Davis (2001 vs. Miami, Fla.)
*NIT record

TEAM SINGLE GAME

Field Goals—32 (1993 at Clemson)
Field Goals Attempted—80 (1993 at Clemson)
Field Goal Percentage—.456 (26-57, 2009 vs. Southern Miss)
3-Pointers Made—14 (2009 vs. UT Martin)
3-Pointers Attempted—37 (1993 at Clemson)
3-Point Percentage—.483 (14-29, 2009 vs. UT Martin)
Free Throws—17 (1996 vs. Tulane)
Free Throws Attempted—35 (2009 vs. UT Martin)
Free Throw Percentage—.714 (1998 vs. Southern Miss)
Rebounds—43 (2009 vs. Tulsa)
Fouls—19 ('95 vs. Marquette)/('98 at Marquette)/('01 at Purdue)

ALL-TIME LINEUPS

1949-50 (17-7, 12-6 SEC)

F—Jack Glasgow, 5.6 ppg
F—George Hill, 8.0 ppg
C—Bill Lynn, 14.7 ppg
G—Don Lanford, 10.5 ppg
G—Roy Brawner, 6.2 ppg
Top Sub—Dan Pridgen, 4.3 ppg

1950-51 (12-10, 6-8 SEC)

F—George Hill, 9.3 ppg, 7.8 rpg
F—Bubber Farish, 7.1 ppg, 3.6 rpg
C—Dan Pridgen, 13.9 ppg, 9.1 rpg
G—Don Lanford, 11.2 ppg, 5.8 rpg
G—Roy Brawner, 8.7 ppg, 4.2 rpg
Top Sub—Roger Weldon, 5.8 ppg, 4.8 rpg

1951-52 (14-12, 6-8 SEC)

F—Bill Fickling, 7.1 ppg, 6.8 rpg
F—Roger Weldon, 8.3 ppg, 5.5 rpg
C—Jim Martin, 8.3 ppg, 8.0 rpg
G—Inman Veal, 10.9 ppg, 4.3 rpg
G—Vince Dooley, 6.0 ppg, 4.9 rpg
Top Subs—Jack Turner, 7.5 ppg, 3.1 rpg;
Bubber Farish, 4.3 ppg, 2.5 rpg;
Robert Fenn, 6.7 ppg, 7.8 rpg

1952-53 (13-8, 6-7 SEC)

F—Bill Fickling, 5.3 ppg, 5.7 rpg
F—Jim O'Donnell, 9.6 ppg, 5.7 rpg
C—Bob Miller, 15.8 ppg, 12.3 rpg
G—Jack Turner, 10.7 ppg, 4.0 rpg
G—Bill Kirkpatrick, 5.3 ppg, 1.3 rpg
Top Subs—John Cochran, 6.4 ppg,
7.4 rpg; Bubber Farish, 6.0 ppg, 2.6 rpg

1953-54 (17-7, 8-6 SEC)

F—Bill Fickling, 5.9 ppg, 4.7 rpg
F—John Cochran, 8.2 ppg, 5.9 rpg
C—Bob Miller, 17.8 ppg, 11.5 rpg
G—Bill Kirkpatrick, 9.7 ppg, 1.8 rpg
G—Jack Turner, 9.3 ppg, 4.4 rpg
Top Subs—Jim O'Donnell, 8.0 ppg,
5.4 rpg; Jim Martin, 6.8 ppg, 5.9 rpg

1954-55 (11-9, 6-8 SEC)

F—Jim O'Donnell, 15.9 ppg, 8.6 rpg
F—Herb Slayden, 8.0 ppg, 5.0 rpg
C—Gordon Mummert, 11.2 ppg, 8.5 rpg
G—Bill Kirkpatrick, 18.7 ppg, 3.0 rpg
G—Brownie Nelson, 10.6 ppg, 6.2 rpg
Top Subs—Henry Sturkie, 5.2 ppg,
4.2 rpg; Jim Diamond, 8.6 ppg, 9.9 rpg

1955-56 (11-10, 8-6 SEC)

F—Jim O'Donnell, 14.9 ppg, 8.6 rpg
F—Kay Slayden, 14.1 ppg, 6.5 rpg
C—Bill McGriff, 15.9 ppg, 10.2 rpg
G—Henry Sturkie, 9.1 ppg, 4.1 rpg
G—Brownie Nelson, 9.9 ppg, 5.5 rpg
Top Subs—Jim Diamond, 4.2 ppg, 4.3 rpg;
Terry Chandler, 4.3 ppg, 2.7 rpg

1956-57 (13-8, 8-6 SEC)

F—Henry Sturkie, 7.9 ppg, 5.0 rpg
F—Rex Frederick, 15.6 ppg, 15.3 rpg
C—Bill McGriff, 11.3 ppg, 8.0 rpg
G—Henry Hart, 14.2 ppg, 6.7 rpg
G—Jimmy Lee, 15.9 ppg, 4.6 rpg
Top Subs—Terry Chandler, 4.5 ppg, 2.3 rpg;
Bob Tucker, 3.4 ppg, 1.4 rpg

1957-58 (16-6, 11-3 SEC)

F—Rex Frederick, 16.1 ppg, 14.8 rpg
F—Terry Chandler, 6.4 ppg, 5.2 rpg
C—Bill McGriff, 6.7 ppg, 5.2 rpg
G—Jimmy Lee, 13.8 ppg, 3.4 rpg
G—Bob Tucker, 10.5 ppg, 3.6 rpg
Top Subs—Bill Gregory, 5.4 ppg, 6.0 rpg;
Shot Johnston, 7.8 ppg, 7.4 rpg

1958-59 (20-2, 12-2 SEC)

F—David Vaughn, 9.6 ppg, 5.0 rpg
F—Jimmy Fibbe, 11.1 ppg, 7.5 rpg
C—Rex Frederick, 12.7 ppg, 12.9 rpg
G—Jimmy Lee, 13.1 ppg, 4.6 rpg
G—Henry Hart, 13.0 ppg, 5.3 rpg
Top Sub—Porter Gilbert, 8.5 ppg, 3.5 rpg

1959-60 (19-3, 12-2 SEC • Champions)

F—Ray Groover, 11.6 ppg, 3.0 rpg
F—David Vaughn, 11.7 ppg, 7.0 rpg
C—Jimmy Fibbe, 12.3 ppg, 6.9 rpg
G—Henry Hart, 15.5 ppg, 5.9 rpg
G—Porter Gilbert, 11.4 ppg, 5.5 rpg
Top Subs—Bayward McManus, 3.3 ppg, 1.7 rpg;
Bill Ross, 3.7 ppg, 1.9 rpg

1960-61 (15-7, 8-6 SEC)

F—David Vaughn, 10.6 ppg, 6.1 rpg
F—Jimmy Fibbe, 14.7 ppg, 6.5 rpg
C—Layton Johns, 5.5 ppg, 6.1 rpg
G—Ray Groover, 14.1 ppg, 3.0 rpg
G—Porter Gilbert, 11.2 ppg, 3.6 rpg
Top Sub—Bill Tinker, 4.9 ppg, 2.8 rpg

1961-62 (18-6, 11-3 SEC)

F—Bill Tinker, 11.8 ppg, 5.3 rpg
F—Mack Kirkland, 7.3 ppg, 6.3 rpg
C—Layton Johns, 15.7 ppg, 11.3 rpg
G—Larry Chapman, 10.6 ppg, 4.0 rpg
G—Bill Ross, 6.7 ppg, 3.7 rpg
Top Sub—John Blackwell, 4.3 ppg, 1.8 rpg

1962-63 (18-4, 10-4 SEC)

F—Bill Tinker, 7.9 ppg, 4.7 rpg
F—John Blackwell, 13.9 ppg, 4.1 rpg
C—Layton Johns, 15.0 ppg, 12.5 rpg
G—Larry Chapman, 10.0 ppg, 3.0 rpg
G—Larry Cart, 13.4 ppg, 3.0 rpg
Top Subs—Freddie Guy, 2.8 ppg, 3.2 rpg;
Joe Newton, 3.6 ppg, 3.7 rpg;
Mack Kirkland, 3.0 ppg, 2.7 rpg

1963-64 (11-12, 6-8 SEC)

F—Freddie Guy, 13.3 ppg, 11.7 rpg
F—Lee DeFore, 17.7 ppg, 7.7 rpg
C—Joe Newton, 10.5 ppg, 7.5 rpg
G—Larry Chapman, 9.1 ppg, 4.0 rpg
G—John Blackwell, 13.1 ppg, 3.9 rpg
Top Sub—Tom Fibbe, 5.2 ppg, 2.6 rpg

1964-65 (16-9, 11-5 SEC)

F—Freddie Guy, 12.4 ppg, 12.2 rpg
F—Lee DeFore, 15.8 ppg, 6.3 rpg
C—Joe Newton, 14.8 ppg, 9.5 rpg
G—Larry Cart, 9.2 ppg, 2.0 rpg
G—Tom Fibbe, 4.9 ppg, 1.8 rpg
Top Sub—Jimmy Montgomery, 4.8 ppg

1965-66 (16-10, 8-8 SEC)

F—Lee DeFore, 23.7 ppg, 9.6 rpg
F—Monk Montgomery, 11.7 ppg, 3.9 rpg
C—Ronnie Quick, 6.6 ppg, 5.5 rpg
G—Bob Buisson, 11.9 ppg, 3.8 rpg
G—Alex Howell, 4.4 ppg, 2.5 rpg
Top Subs—Tee Faircloth, 3.8 ppg, 2.3 rpg;
Joe Millsap, 8.7 ppg, 5.1 rpg

1966-67 (17-8, 12-6 SEC)

F—Wally Tinker, 9.6 ppg, 8.4 rpg
F—Tom Perry, 7.7 ppg, 3.3 rpg
C—Ronnie Quick, 12.2 ppg, 7.6 rpg
G—Bob Buisson, 11.5 ppg, 3.1 rpg
G—Alex Howell, 14.0 ppg, 3.2 rpg
Top Subs—Joe Millsap, 6.8 ppg, 3.3 rpg;
Tee Faircloth, 4.1 ppg, 1.4 rpg

1967-68 (13-13, 8-10 SEC)

F—Wally Tinker, 14.5 ppg, 5.0 rpg
 F—Tom Perry, 9.1 ppg, 3.4 rpg
 C—Bill Alexander, 13.4 ppg, 7.4 rpg
 G—Alex Howell, 12.0 ppg, 3.5 rpg
 G—Carl Shetler, 5.4 ppg, 2.1 rpg
 Top Sub—Ron Jackson, 9.8 ppg, 5.0 rpg

1968-69 (15-10, 10-8 SEC)

F—Tom Perry, 6.4 ppg, 4.1 rpg
 F—Wally Tinker, 13.8 ppg, 7.8 rpg
 C—Bill Alexander, 13.4 ppg, 7.4 rpg
 G—Carl Shetler, 12.9 ppg, 2.5 rpg
 G—John Mengelt, 19.4 ppg, 4.2 rpg
 Top Subs—Ronnie Jackson, 6.5 ppg, 3.2 rpg;
 Randall Walker, 4.6 ppg, 3.2 rpg

1969-70 (15-11, 11-7 SEC)

F—Ronnie Jackson, 4.1 ppg, 5.4 rpg
 F—Henry Harris, 12.5 ppg, 7.5 rpg
 C—Bill Alexander, 13.6 ppg, 12.1 rpg
 G—Carl Shetler, 10.7 ppg, 1.6 rpg
 G—John Mengelt, 26.8 ppg, 6.0 rpg
 Top Sub—Jimmy Walker, 3.7 ppg, 2.0 rpg

1970-71 (11-15, 8-10 SEC)

F—Henry Harris, 11.6 ppg, 6.4 rpg
 F—Jim Retseck, 14.8 ppg, 11.3 rpg
 C—Al Leapheart, 11.2 ppg, 8.3 rpg
 G—John Mengelt, 28.4 ppg, 4.1 rpg
 G—Jimmy Walker, 4.0 ppg, 2.2 rpg
 Top Sub—Gary England, 4.5 ppg, 1.5 rpg

1971-72 (10-16, 6-12 SEC)

F—Jim Retseck, 16.5 ppg, 9.2 rpg
 F—Dan Kirkland, 13.4 ppg, 4.7 rpg
 C—Al Leapheart, 8.2 ppg, 4.2 rpg
 G—Gary England, 9.2 ppg, 2.3 rpg
 G—Henry Harris, 11.3 ppg, 6.2 rpg
 Top Sub—Mike Christian, 8.3 ppg, 1.3 rpg

1972-73 (6-20, 4-14 SEC)

F—Albert Johnson, 7.3 ppg, 6.0 rpg
 F—Gary Redding, 11.5 ppg, 8.2 rpg
 C—Ralph Smith, 7.3 ppg, 5.1 rpg
 G—Gary England, 12.8 ppg, 2.3 rpg
 G—Mike Christian, 12.2 ppg, 3.0 rpg
 Top Sub—Bob Bond, 5.8 ppg, 4.6 rpg

1973-74 (10-16, 5-13 SEC)

F—Gary Redding, 12.0 ppg, 9.4 rpg
 F—Bob Bond, 5.3 ppg, 5.9 rpg
 C—Pepto Bolden, 10.5 ppg, 11.6 rpg
 G—Mike Christian, 14.1 ppg, 2.3 rpg
 G—Eddie Johnson, 21.8 ppg, 4.0 rpg
 Top Sub—Bob Osberry, 9.7 ppg, 5.5 rpg

1974-75 (18-8, 12-6 SEC)

F—Gary Redding, 14.7 ppg, 10.1 rpg
 F—Mike Mitchell, 18.4 ppg, 11.4 rpg
 C—Myles Patrick, 5.8 ppg, 6.2 rpg
 G—Eddie Johnson, 20.9 ppg, 3.8 rpg
 G—Stan Pietkiewicz, 9.6 ppg, 2.8 rpg
 Top Subs—Glenn Moon, 2.6 ppg, 2.7 rpg;
 Wayne Bracy, 3.8 ppg, 1.2 rpg

1975-76 (16-10, 11-7 SEC)

F—Mike Mitchell, 18.7 ppg, 9.6 rpg
 F—Gary Redding, 13.2 ppg, 8.2 rpg
 C—Myles Patrick, 7.5 ppg, 6.9 rpg
 G—Stan Pietkiewicz, 10.1 ppg, 2.7 rpg
 G—Eddie Johnson, 19.7 ppg, 3.9 rpg
 Top Sub—Cedrick Hordges, 4.9 ppg, 3.2 rpg

1976-77 (13-13, 6-12 SEC)

F—Mike Mitchell, 19.4 ppg, 8.5 rpg
 F—Pepto Bolden, 10.0 ppg, 9.0 rpg
 C—Myles Patrick, 9.7 ppg, 6.9 rpg
 G—Eddie Johnson, 15.6 ppg, 2.6 rpg
 G—Stan Pietkiewicz, 11.1 ppg, 2.7 rpg
 Top Sub—Cedrick Hordges, 5.9 ppg, 4.7 rpg

1977-78 (13-14, 8-10 SEC)

F—Mike Mitchell, 24.9 ppg, 8.9 rpg
 F—Myles Patrick, 10.0 ppg, 6.1 rpg
 C—Bobby Cattage, 8.6 ppg, 6.3 rpg
 G—Stan Pietkiewicz, 19.1 ppg, 3.6 rpg
 G—Bubba Price, 7.3 ppg, 2.2 rpg
 Top Sub—Earl Banks, 6.1 ppg, 6.4 rpg

1978-79 (13-16, 5-13 SEC)

F—Rick Valavicius, 14.4 ppg, 4.5 rpg
 F—Earl Banks, 10.9 ppg, 7.1 rpg
 C—Bobby Cattage, 15.9 ppg, 9.3 rpg
 G—Bubba Price, 15.8 ppg, 3.4 rpg
 G—Lewis Card, 2.6 ppg, 1.8 rpg
 Top Subs—Eric Stringer, 4.0 ppg, 1.2 rpg;
 Benny Anthony, 5.6 ppg, 3.7 rpg

1979-80 (10-18, 5-13 SEC)

F—Rick Valavicius, 11.1 ppg, 2.8 rpg
 F—Darrell Lockhart, 8.8 ppg, 5.4 rpg
 C—Earl Banks, 7.3 ppg, 5.9 rpg
 G—Bubba Price, 10.9 ppg, 2.6 rpg
 G—Eric Stringer, 5.2 ppg, 1.6 rpg
 Top Subs—Benny Anthony, 6.1 ppg, 4.1 rpg;
 Frank Poindexter, 8.6 ppg, 2.5 rpg;
 Bobby Cattage, 7.7 ppg, 5.3 rpg

1980-81 (11-16, 4-14 SEC)

F—Darrell Lockhart, 11.2 ppg, 6.4 rpg
 F—Frank Poindexter, 11.5 ppg, 4.1 rpg
 C—Earl Banks, 11.9 ppg, 7.0 rpg
 G—Alvin Mumphord, 7.1 ppg, 2.5 rpg
 G—Byron Henson, 6.2 ppg, 1.8 rpg
 Top Subs—Eric Stringer, 4.6 ppg, 1.2 rpg;
 Bobby Cattage, 4.7 ppg, 3.4 rpg

1981-82 (14-14, 7-11 SEC)

F—Darrell Lockhart, 11.6 ppg, 5.7 rpg
 F—Alvin Mumphord, 8.3 ppg, 2.6 rpg
 C—Charles Barkley, 12.7 ppg, 9.8 rpg
 G—Odell Mosteller, 15.9 ppg, 3.1 rpg
 G—Byron Henson, 3.6 ppg, 1.0 rpg
 Top Subs—Paul Daniels, 1.9 ppg, 1.4 rpg;
 Greg Turner, 6.1 ppg, 3.1 rpg

1982-83 (15-13, 8-10 SEC)

F—Darrell Lockhart, 13.0 ppg, 5.5 rpg
 F—Chuck Person, 9.3 ppg, 4.6 rpg
 C—Charles Barkley, 14.4 ppg, 9.5 rpg
 G—Odell Mosteller, 14.2 ppg, 2.7 rpg
 G—Paul Daniels, 3.7 ppg, 2.4 rpg
 Top Subs—Alvin Mumphord, 5.9 ppg, 2.3 rpg;
 Greg Turner, 4.1 ppg, 2.8 rpg;
 Byron Henson, 2.7 ppg, 0.6 rpg

1983-84 (20-11, 12-6 SEC)

F—Greg Turner, 10.6 ppg, 5.1 rpg
 F—Chuck Person, 19.1 ppg, 8.0 rpg
 C—Charles Barkley, 15.1 ppg, 9.5 rpg
 G—Frank Ford, 7.5 ppg, 3.5 rpg
 G—Gerald White, 8.0 ppg, 1.6 rpg
 Top Subs—Vern Strickland, 6.7 ppg, 3.2 rpg;
 Paul Daniels, 2.5 ppg, 1.3 rpg;
 Carey Holland, 2.2 ppg, 2.3 rpg;
 Mark Cahill, 2.3 ppg, 0.6 rpg

1984-85 (22-12, 8-10 SEC)

F—Chuck Person, 22.0 ppg, 8.9 rpg
 F—Chris Morris, 10.4 ppg, 5.0 rpg
 C—Jeff Moore, 8.2 ppg, 7.1 rpg
 G—Frank Ford, 11.5 ppg, 4.8 rpg
 G—Gerald White, 7.9 ppg, 2.5 rpg
 Top Subs—Carey Holland, 4.8 ppg, 3.6 rpg;
 Johnny Lynn, 1.2 ppg;
 Darren Guest, 1.8 ppg, 2.2 rpg;
 Terrance Howard, 3.1 ppg

1985-86 (22-11, 13-5 SEC)

F—Chuck Person, 21.5 ppg, 7.9 rpg
 F—Chris Morris, 9.8 ppg, 5.2 rpg
 C—Jeff Moore, 10.9 ppg, 7.1 rpg
 G—Frank Ford, 11.1 ppg, 4.4 rpg
 G—Gerald White, 5.3 ppg, 2.6 rpg
 Top Subs—Mike Jones, 8.7 ppg, 3.4 rpg;
 Terrance Howard, 2.5 ppg, 0.9 rpg;
 Johnny Lynn, 2.1 ppg, 0.3 rpg

1986-87 (18-13, 9-9 SEC)

F—Mike Jones, 15.8 ppg, 7.2 rpg
 F—Chris Morris, 13.5 ppg, 7.3 rpg
 C—Jeff Moore, 17.4 ppg, 9.5 rpg
 G—Gerald White, 7.6 ppg, 2.4 rpg
 G—Frank Ford, 12.9 ppg, 6.0 rpg
 Top Subs—Terrance Howard, 3.7 ppg, 1.3 rpg;
 Johnny Lynn, 3.2 ppg, 0.9 rpg;
 Aundrae Davis, 6.8 ppg, 1.5 rpg

1987-88 (19-11, 11-7 SEC)

F—John Caylor, 8.9 ppg, 5.0 rpg
 F—Chris Morris, 20.7 ppg, 9.8 rpg
 C—Jeff Moore, 18.6 ppg, 9.2 rpg
 G—Terrance Howard, 8.1 ppg, 2.7 rpg
 G—Derrick Dennison, 6.6 ppg, 2.6 rpg
 Top Subs—Johnny Lynn, 3.9 ppg, 1.8 rpg;
 Matt Geiger, 6.4 ppg, 4.1 rpg;
 Keenan Carpenter, 4.7 ppg, 1.2 rpg

1988-89 (9-19, 2-16 SEC)

F—Kirt Hankton, 8.1 ppg, 5.4 rpg
 F—Zane Arnold, 3.7 ppg, 4.2 rpg
 C—Matt Geiger, 15.9 ppg, 6.6 rpg
 G—Keenan Carpenter, 19.0 ppg, 3.5 rpg
 G—Derrick Dennison, 12.5 ppg, 4.2 rpg
 Top Subs—Robert McKie, 6.5 ppg, 5.8 rpg;
 Dustin Hester, 0.3 ppg, 1.3 rpg;
 Champ Wrencher, 0.7 ppg, 0.6 rpg;
 Chris Brandt, 1.8 ppg, 1.5 rpg

1989-90 (13-18, 8-10 SEC)

F—Derrick Dennison, 16.0 ppg, 4.4 rpg
 F—Chris Brandt, 11.7 ppg, 6.5 rpg
 C—Zane Arnold, 8.2 ppg, 6.5 rpg
 G—Reggie Gallon, 9.8 ppg, 3.6 rpg
 G—Ronnie Battle, 17.0 ppg, 3.4 rpg
 Top Subs—John Caylor, 8.7 ppg, 6.8 rpg;
 Larry Patrick, 3.5 ppg, 1.4 rpg;
 Champ Wrencher, 1.2 ppg, 0.3 rpg;
 Richard Smith, 0.6 ppg, 1.2 rpg

1990-91 (13-16, 5-13 SEC)

F—Wesley Person, 15.4 ppg, 5.7 rpg
 F—Chris Brandt, 5.0 ppg, 3.9 rpg
 C—Robert McKie, 11.1 ppg, 5.9 rpg
 G—Reggie Gallon, 9.1 ppg, 3.6 rpg
 G—Ronnie Battle, 17.0 ppg, 2.6 rpg
 Top Subs—John Caylor, 7.7 ppg, 5.7 rpg;
 Zane Arnold, 5.1 ppg, 3.7 rpg;
 Larry Patrick, 4.5 ppg;
 Champ Wrencher, 1.7 ppg, 1.2 rpg

1991-92 (12-15, 5-11 SEC)

F—Wesley Person, 19.9 ppg, 6.8 rpg
 F—Aaron Swinson, 14.3 ppg, 7.5 rpg
 C—Chris Brandt, 10.9 ppg, 4.8 rpg
 G—Reggie Gallon, 6.4 ppg, 2.0 rpg
 G—Ronnie Battle, 16.6 ppg, 1.9 rpg
 Top Subs—Champ Wrencher, 3.9 ppg, 1.4 rpg;
 Willie Jones, 6.7 ppg, 4.5 rpg;
 Rod Joyce, 2.8 ppg, 1.5 rpg;
 Cameron Boozer, 3.1 ppg, 1.5 rpg

1992-93 (15-12, 8-8 SEC)

F—Wesley Person, 18.8 ppg, 7.1 rpg
 F—Aubrey Wiley, 9.4 ppg, 5.1 rpg
 C—Aaron Swinson, 15.6 ppg, 7.7 rpg
 G—Reggie Gallon, 8.4 ppg, 2.4 rpg
 G—Ronnie Battle, 16.5 ppg, 1.4 rpg
 Top Subs—Mark Hutton, 6.0 ppg, 5.0 rpg;
 Lance Weems, 1.7 ppg, 1.0 rpg

1993-94 (11-17, 3-13 SEC)

F—Wesley Person, 22.2 ppg, 6.4 rpg
 F—Aubrey Wiley, 11.8 ppg, 9.3 rpg
 C—Aaron Swinson, 20.7 ppg, 8.1 rpg
 G—Shawn Stuart, 2.5 ppg, 2.4 rpg
 G—Wes Flanigan, 6.5 ppg, 4.9 apg
 Top Subs—Lance Weems, 10.4 ppg, 2.5 rpg;
 Leonard Smith, 4.1 ppg, 1.3 rpg;
 Pat Burke, 4.0 ppg, 2.9 rpg

1994-95 (16-13, 7-9 SEC)

F—Chris Davis, 11.6 ppg, 6.1 rpg
 C—Pat Burke, 9.0 ppg, 4.8 rpg
 G—Wes Flanigan, 8.9 ppg, 2.9 apg
 G—Lance Weems, 13.2 ppg, 3.3 rpg
 G—Moochie Norris, 12.5 ppg, 4.9 apg
 Top Subs—Ray Donald, 9.5 ppg, 4.6 rpg;
 Franklin Williams, 7.8 ppg, 4.4 rpg;
 Jim Costner, 3.0 ppg, 2.2 rpg

1995-96 (19-13, 6-10 SEC)

F—Franklin Williams, 10.4 ppg, 4.8 rpg
 C—Pat Burke, 11.0 ppg, 8.7 rpg
 G—Wes Flanigan, 13.4 ppg, 6.7 apg
 G—Lance Weems, 13.4 ppg, 3.6 rpg
 G—Ray Donald, 8.7 ppg, 3.3 rpg
 Top Subs—Derek Caldwell, 6.2 ppg, 1.8 rpg;
 Bryant Smith, 3.6 ppg, 2.0 rpg;
 Alvin Jefferson, 3.3 ppg, 3.1 rpg

1996-97 (16-15, 6-10 SEC)

F—Franklin Williams, 7.9 ppg, 4.2 rpg
 C—Pat Burke, 11.0 ppg, 7.0 rpg
 G—Wes Flanigan, 11.0 ppg, 4.5 apg
 G—Daymeon Fishback, 7.8 ppg, 2.5 rpg
 G—Doc Robinson, 6.2 ppg, 3.1 apg
 Top Subs—Bryant Smith 8.1 ppg, 4.2 rpg;
 Derek Caldwell 5.8 ppg, 1.9 rpg;
 Alvin Jefferson 4.3 ppg, 4.1 rpg;
 Mamadou N'diaye 3.0 ppg, 2.5 rpg

1997-98 (16-14, 7-9 SEC)

F—Bryant Smith, 13.3 ppg, 6.6 rpg
 F—Franklin Williams, 7.4 ppg, 3.8 rpg
 C—Mamadou N'diaye, 8.0 ppg, 6.9 rpg
 G—Doc Robinson, 12.4 ppg, 4.4 apg
 G—Scott Pohlman, 10.6 ppg, 2.6 rpg
 Top Subs—Daymeon Fishback 6.9 ppg, 3.2 rpg;
 Adrian Chilliest, 2.4 ppg, 3.5 rpg;
 Randy Hughes 7.1 ppg, 5.8 rpg;
 Derek Caldwell 3.4 ppg, 1.2 rpg

1998-99 (29-4, 14-2 SEC • Champions)

F—Chris Porter, 16.0 ppg, 8.6 rpg
 F—Bryant Smith, 11.0 ppg, 6.2 rpg
 C—Mamadou N'diaye, 7.2 ppg, 7.5 rpg
 G—Doc Robinson, 11.5 ppg, 5.0 apg
 G—Scott Pohlman, 11.8 ppg, 2.2 rpg
 Top Subs—Jay Heard, 6.2 ppg, 2.2 rpg;
 Mack McGadney, 5.1 ppg, 3.1 rpg;
 Daymeon Fishback, 4.5 ppg, 2.2 rpg;
 Reggie Sharp, 3.5 ppg, 1.2 rpg;
 Adrian Chilliest, 1.7 ppg, 2.5 rpg

1999-2000 (24-10, 9-7 SEC)

F—Chris Porter, 14.6 ppg, 7.3 rpg
 C—Mamadou N'diaye, 8.9 ppg, 7.9 rpg
 G—Daymeon Fishback, 9.6 ppg, 4.1 rpg
 G—Doc Robinson, 11.5 ppg, 5.1 apg
 G—Scott Pohlman, 9.9 ppg, 2.3 rpg
 Top Subs—Mack McGadney, 7.2 ppg, 4.8 rpg;
 Marquis Daniels, 4.5 ppg, 2.6 rpg;
 Jay Heard, 3.6 ppg, 3.2 rpg;
 Reggie Sharp, 3.2 ppg;
 Jamison Brewer, 2.3 ppg, 1.9 apg

2000-01 (18-14, 7-9 SEC)

F—Marquis Daniels, 15.7 ppg, 7.0 rpg
 C—Kyle Davis, 4.8 ppg, 5.9 rpg, 2.8 bpg
 G—Adam Harrington, 15.5 ppg, 4.3 rpg
 G—Scott Pohlman, 12.5 ppg, 2.2 rpg
 G—Jamison Brewer, 8.4 ppg, 7.2 rpg, 5.8 apg
 Top Subs—Mack McGadney, 15.0 ppg,
 8.3 rpg (only played 8 games, tore ACL);
 Lincoln Glass, 7.2 ppg;
 Abdou Diame, 7.0 ppg, 3.3 rpg;
 Reggie Sharp, 2.1 ppg

2001-02 (12-16, 4-12 SEC)

F—Marquis Daniels, 11.6 ppg, 5.3 rpg
 C—Kyle Davis, 5.6 ppg, 5.1 rpg, 3.3 bpg
 G—Adam Harrington, 10.1 ppg, 3.5 rpg
 G—Derrick Bird, 10.6 ppg, 3.2 rpg
 G—Lewis Monroe, 2.7 ppg, 2.2 rpg, 2.5 apg
 Top Subs—Brandon Robinson, 8.5 ppg, 5.2 rpg;
 Marco Killingsworth, 7.8 ppg, 4.2 rpg

2002-03 (22-12, 8-8 SEC)

F—Marquis Daniels, 18.4 ppg, 6.2 rpg
 F—Marco Killingsworth, 13.3 ppg, 6.4 rpg
 C—Kyle Davis, 6.3 ppg, 5.9 rpg, 3.7 bpg
 G—Derrick Bird, 9.8 ppg, 2.9 rpg
 G—Lewis Monroe, 6.2 ppg, 2.4 rpg, 3.3 apg
 Top Subs—Brandon Robinson, 8.2 ppg, 4.5 rpg;
 Nathan Watson, 5.9 ppg, 3.2 rpg

2003-04 (14-14, 5-11 SEC)

F—Brandon Robinson, 12.0 ppg, 6.7 rpg
 F—Marco Killingsworth, 13.7 ppg, 6.9 rpg
 C—Kyle Davis, 6.5 ppg, 6.8 rpg, 2.6 bpg
 G—Ian Young, 10.0 ppg, 2.3 rpg, 2.4 apg
 G—Lewis Monroe, 6.1 ppg, 3.6 apg, 1.5 rpg
 Top Subs—Nathan Watson, 7.5 ppg, 2.7 rpg;
 Quinnet Brown 7.1 ppg, 3.0 rpg;
 Ronny LeMelle 6.0 ppg, 2.1 rpg;
 Troy Gaines 3.8 ppg;
 Dwayne Curtis 2.9 ppg, 2.3 rpg

2004-05 (14-17, 4-12 SEC)

F—Quinnet Brown, 12.8 ppg, 6.0 rpg
 G—Toney Douglas, 16.9 ppg, 5.3 rpg
 G—Ian Young, 13.3 ppg, 4.1 rpg, 4.0 apg
 G—Nathan Watson, 11.3 ppg, 5.7 rpg
 G—Daniel Hayles, 6.0 ppg, 3.1 rpg
 Top Subs—Frank Tolbert, 6.9 ppg, 3.0 rpg;

2005-06 (12-16, 4-12 SEC)

F—Korvotney Barber, 6.8 ppg, 4.8 rpg
 G—Ronny LeMelle, 12.8 ppg, 3.8 rpg
 G—Rasheem Barrett, 11.1 ppg, 3.0 rpg
 G—Frank Tolbert, 9.1 ppg, 3.5 rpg
 G—Quantez Robertson, 8.0 ppg, 4.6 apg, 4.1 rpg
 Top Subs—Josh Dollard, 9.1 ppg, 4.4 rpg;
 Daniel Hayles, 5.8 ppg, 3.1 rpg

2006-07 (17-15, 7-9 SEC)

F—Josh Dollard, 12.5 ppg, 7.0 rpg
 F—Korvotney Barber, 11.3 ppg, 6.6 rpg
 F—Quan Prowell, 12.0 ppg, 5.3 rpg
 G—Frank Tolbert, 11.8 ppg, 4.8 rpg
 G—Quantez Robertson, 8.2 ppg, 5.1 apg
 G—Rasheem Barrett, 11.0 ppg, 3.9 rpg
 G—DeWayne Reed, 5.4 ppg, 3.0 apg

2007-08 (14-16, 4-12 SEC)

F—Quan Prowell, 15.0 ppg, 6.3 rpg
 F—Korvotney Barber, 13.8 ppg, 6.9 rpg
 G—Frank Tolbert, 13.4 ppg, 5.2 rpg
 G—Quantez Robertson, 7.8 ppg, 4.1 apg
 G—Rasheem Barrett, 13.6 ppg, 4.0 rpg
 G—DeWayne Reed, 8.9 ppg, 3.7 apg
 F—Lucas Hargrove, 7.8 ppg, 4.4 rpg

2008-09 (24-12, 10-6 SEC)

F—Korvotney Barber, 12.8 ppg, 9.6 rpg
 G—DeWayne Reed, 13.2 ppg, 2.6 rpg
 G—Tay Waller, 12.1 ppg, 2.8 rpg
 G—Rasheem Barrett, 9.9 ppg, 3.5 rpg
 G—Quantez Robertson, 6.0 ppg, 3.9 rpg, 3.2 apg
 Top Subs—Lucas Hargrove, 8.1 ppg, 5.3 rpg;
 Frankie Sullivan, 7.6 ppg, 1.9 rpg;
 Brendon Knox, 2.5 ppg, 1.7 rpg;
 Johnnie Lett, 2.8 ppg, 3.4 rpg

2009-10 (15-17, 6-10 SEC)

F—Lucas Hargrove, 12.8 ppg, 7.0 rpg
 F—Johnnie Lett, 1.9 ppg, 3.2 rpg
 G—DeWayne Reed, 16.2 ppg, 4.3 apg
 G—Tay Waller, 15.3 ppg, 3.8 rpg
 G—Frankie Sullivan, 12.7 ppg, 3.7 rpg
 Top Subs—Brendon Knox, 8.7 ppg, 3.9 rpg;
 Earnest Ross, 2.8 ppg, 3.0 rpg;
 Kenny Gabriel, 2.8 ppg, 1.4 rpg;
 Andre Malone, 2.7 ppg, 1.9 rpg;
 Ty Armstrong, 2.0 ppg, 1.6 rpg

2010-11 (11-20, 4-12 SEC)

F—Rob Chubb, 7.6 ppg, 3.8 rpg
 F—Kenny Gabriel, 10.3 ppg, 5.8 rpg
 G—Earnest Ross, 13.1 ppg, 6.6 rpg
 G—Josh Wallace, 5.7 ppg, 3.9 apg, 1.7 spg
 G—Allen Payne, 5.6 ppg, 2.9 rpg
 Top Subs—Frankie Sullivan, 8.2 ppg, 3.0 apg, 2.5 spg;
 Chris Denson, 5.9 ppg, 1.6 rpg;
 Josh Langford, 4.6 ppg, 2.6 rpg;
 Adrian Forbes, 3.6 ppg, 2.7 rpg;
 Tony Neysmith, 2.4 ppg, 1.4 apg, 1.3 rpg

2011-12 (15-16, 5-11 SEC)

F—Kenny Gabriel, 12.2 ppg, 7.3 rpg, 2.3 bpg
 F—Allen Payne, 4.3 ppg, 4.0 rpg
 C—Rob Chubb, 8.1 ppg, 5.1 rpg
 G—Josh Wallace, 3.4 ppg, 2.2 apg, 1.3 rpg
 G—Frankie Sullivan, 12.6 ppg, 3.9 rpg, 2.3 apg
 Top Subs—Varez Ward, 9.0 ppg, 3.8 apg, 3.1 rpg;
 Chris Denson, 8.7 ppg, 1.8 rpg, 1.1 apg;
 Josh Langford, 5.2 ppg, 2.1 rpg;
 Adrian Forbes, 2.4 ppg, 3.0 rpg;
 Noel Johnson, 2.1 ppg, 1.5 rpg;
 Willy Kouassi, 1.6 ppg, 2.6 rpg

2012-13 (9-23, 3-15 SEC)

F—Allen Payne, 7.7 ppg, 4.6 rpg
 C—Rob Chubb, 8.8 ppg, 6.6 rpg
 G—Shaquille Johnson, 5.3 ppg, 3.0 rpg
 G—Frankie Sullivan, 14.5 ppg, 2.8 apg
 G—Josh Wallace, 4.1 ppg, 2.8 apg
 Top Subs—Chris Denson, 11.9 ppg, 3.0 rpg;
 Jordan Price, 5.4 ppg, 1.8 rpg;
 Asauhn Dixon-Tatum, 3.7 ppg, 44 blks

2013-14 (14-16, 6-12 SEC)

F—Allen Payne, 7.6 ppg, 5.4 rpg
 C—Asauhn Dixon-Tatum, 6.0 ppg, 6.0 rpg
 G—KT Harrell, 18.3 ppg, 4.0 rpg
 G—Chris Denson, 19.1 ppg, 4.3 rpg
 G—Tahj Shamsid-Deen, 9.5 ppg, 2.9 apg
 Top Subs—Dion Wade, 3.0 ppg;
 Malcolm Canada, 2.8 ppg;
 Matthew Atewe, 1.5 ppg, 3.4 rpg

2014-15 (15-20, 4-14 SEC)

G—KT Harrell, 18.5 ppg, 3.0 rpg
 G—Antoine Mason, 14.4 ppg, 2.4 rpg
 G—K.C. Ross-Miller, 7.1 ppg, 2.4 apg, 1.5 spg
 F—Jordon Granger, 4.9 ppg, 3.4 rpg
 F—Cinmeon Bowers, 12.1 ppg, 9.6 rpg
 Top Subs—Tahj Shamsid-Deen, 6.1 ppg, 1.5 apg;
 Malcolm Canada, 5.7 ppg, 2.0 apg

2015-16 (11-20, 5-13 SEC)

G—Kareem Canty, 18.3 ppg, 3.0 rpg
 G—T.J. Dunans, 11.6 ppg, 3.4 apg, 2.5 rpg
 G—TJ Lang, 7.1 ppg, 2.1 rpg, 0.7 apg
 F—Tyler Harris, 13.9 ppg, 7.7 rpg, 1.3 apg
 F—Cinmeon Bowers, 10.5 ppg, 9.6 rpg
 Top Subs—Bryce Brown, 10.1 ppg, 1.8 apg;
 Horace Spencer, 5.1 ppg, 4.9 rpg, 2.1 bpg;
 Jordon Granger, 4.7 ppg, 2.3 rpg

2016-17 (18-14, 7-11 SEC)

F—Danjel Purifoy, 11.5 ppg, 4.7 rpg
 C—Austin Wiley, 8.8 ppg, 4.7 rpg
 G—Jared Harper, 11.4 ppg, 3.0 apg, 1.9 rpg
 G—Bryce Brown, 7.5 ppg, 2.0 rpg, 1.3 apg
 G—Mustapha Heron, 15.2 ppg, 6.1 rpg
 Top Subs—T.J. Dunans, 8.2 ppg, 3.5 rpg, 2.5 apg;
 Ronnie Johnson, 7.8 ppg, 1.8 rpg, 2.3 apg;
 Anfernee McLemore, 5.4 ppg, 4.5 rpg, 1.2 bpg;
 TJ Lang, 4.3 ppg, 1.8 rpg;
 Horace Spencer, 4.8 ppg, 3.4 rpg, 1.5 bpg

2017-18 (26-8, 13-5 SEC • SEC Champions)

F—Anfernee McLemore, 7.4 ppg, 5.3 rpg, 2.7 bpg
 F—Desean Murray, 10.1 ppg, 6.7 rpg
 G—Mustapha Heron, 16.4 ppg, 5.3 rpg
 G—Bryce Brown, 15.9 ppg, 2.0 rpg
 G—Jared Harper, 13.2 ppg, 5.4 apg
 Top Subs—Chuma Okeke, 7.5 ppg, 5.8 rpg;
 Malik Dunbar, 5.4 ppg, 2.4 rpg;
 Horace Spencer, 4.7 ppg, 4.9 rpg;
 Davion Mitchell, 3.7 ppg, 1.9 apg

2018-19 (30-10, 11-7 SEC • Final Four)

F—Anfernee McLemore, 6.7 ppg, 4.0 rpg
 F—Chuma Okeke, 12.0 ppg, 6.8 rpg
 G—Bryce Brown, 15.9 ppg, 2.1 rpg

G—Jared Harper, 15.3 ppg, 5.8 apg
 G—Samir Doughty, 7.3 ppg, 3.5 rpg
 Top Subs—Austin Wiley 6.9 ppg, 4.0 rpg;
 Malik Dunbar, 6.6 ppg, 3.2 rpg;
 Horace Spencer, 4.2 ppg, 4.0 rpg;
 J'Von McCormick, 4.1 ppg, 1.4 apg

2019-20 (25-6, 12-6 SEC)

F—Isaac Okoro, 12.9 ppg, 4.4 rpg
 F—Danjel Purifoy, 8.5 ppg, 4.4 rpg
 C—Austin Wiley, 10.6 ppg, 9.3 rpg
 G—Samir Doughty, 16.7 ppg, 3.9 rpg
 G—J'Von McCormick, 11.6 ppg, 4.5 apg
 Top Subs—Anfernee McLemore, 6.8 ppg, 4.4 rpg;
 Devan Cambridge, 4.2 ppg, 2.3 rpg;
 Jamal Johnson, 3.5 ppg, 1.3 rpg;
 Allen Flanigan, 3.2 ppg, 2.7 rpg

2020-21 (13-14, 7-11 SEC)

F—JT Thor, 9.4 ppg, 5.0 rpg
 F—Jaylin Williams, 10.9 ppg, 4.7 rpg
 G—Jamal Johnson, 9.4 ppg, 2.5 rpg
 G—Allen Flanigan, 14.3 ppg, 5.5 rpg, 2.9 apg
 G—Devan Cambridge, 8.9 ppg, 3.6 rpg
 G—Sharife Cooper, 20.2 ppg, 8.1 apg
 Top Subs—Dylan Cardwell, 3.8 ppg, 3.6 rpg;
 Chris Moore, 2.8 ppg, 2.0 rpg
 Babatunde Akingbola, 1.9 ppg, 2.6 rpg
 Javon Franlin, 1.3 ppg, 1.6 ppg

ALL-TIME LETTERWINNERS

- A -

Adams, Jeff 1977-78-79
 Akin, J.C. 1926-27-28
 Akingbola, Babatunde 2020-21
 Aihe, Francis 2009
 Alexander, Bill 1968-69-70 (C)
 Allison, Zach 2016
 Anthony, Benny 1977-78-79-80
 Ariail, D.W. 1932-33-34 (C)
 Armstrong, Ty 2010-11
 Arnold, Jamaal 2003
 Arnold, William 1914
 Arnold, Zane 1989-90-91(C)
 Arthur, R.A. 1933
 Ash, Tim 1970-71
 Atewe, Matthew 2014-15
 Austin, Greg 1970

- B -

Baggett, Matt 2002
 Banks, Earl 1978-79-80-81 (C)
 Banks, Michael (mgr.) 2014
 Barber, Korvotney 2006-07-08-09(C)
 Barker, Charlton 1999-2000-01-02
 Barkley, Charles 1982-83-84
 Barks, Earl 1924-25
 Barks, Hub 1918-19-20-21
 Barlow, Keydrick (mgr.) 2008-11
 Barnes, Woodrow 1934-35-36
 Barnhizer, Mark 1977-79
 Barrett, Rasheem 2006-07-08-09
 Bass, Stephen 2015
 Battle, Ronnie 1990-91-92-93
 Baugh, Stephen (mgr.) 2008-09-10-11
 Bearden, J.B. 1958
 Beasley, Bob 1920
 Beasley, Jeremy 1997
 Beatty, Travis 1953
 Beavers, Tim 1972-73-74
 Bedgood, Lance (mgr.) 2000
 Berman, Lior 2020-21
 Bickerstaff, Donald 1945
 Bird, Derrick 2002-03 (C)
 Blackwell, John 1962-63-64 (C)
 Blackstock, Cole 2016-17-18-19
 Bolden, Pepto 1974-75-76 (C)
 Bolling, Rick 1982-83
 Bond, Bobby 1973-74-75-76
 Boozer, Cameron 1992
 Bota, Marin 2001
 Bowen, Sam 1958
 Bowers, Cinmeon 2015-16
 Bracy, Wayne 1975-76-77-78
 Brandt, Chris 1989-90-91-92 (C)
 Brawner, Roy 1948-49-50-51 (C)
 Brewer, Jamison 2000-01
 Bridges, O.W. 1917-18
 Brooks, Ryan 2007-08

Brown, Bryce 2016-17-18-19
 Brown, Earnest 1996
 Brown, L.C. 1934-35
 Brown, Nick (mgr.) 1988-89-90-91-92
 Brown, Quinzel 2004-05 (C)
 Buisson, Bobby 1965-66-67 (C)
 Burbage, Jesse 1915-16
 Burgess, Quinton 1945-46
 Burgess, Thad 1979
 Burke, Pat 1994-95-96-97 (C)
 Burke, T.G. 1911-12
 Burleson, R.A. 1909
 Burnett, John 1962-63
 Burton, Herbert 1943
 Butcher, Donnie 1983

- C -

Cahill, Mark 1981-82-83-84
 Caldwell, Derek 1996-97-98
 Calton, Donny 2000-01-02-03
 Cambridge, Devan 2020-21
 Cameron, Joey 2006
 Campbell, Scott 2005
 Canada, Malcolm 2014-15
 Canty, Kareem 2016
 Canzoneri, A.G. 1941-42-43 (C)
 Card, Lewis 1979
 Cardwell, Dylan 2021
 Cardwell, Kim (mgr.) 1982
 Carley, Ryan (mgr.) 2012
 Carpenter, Keenan 1988-89
 Cart, Larry 1963
 Carter, Kenny 1980
 Carter, Wilmer 1915-16
 Cattage, Bobby 1978-79-80-81
 Caylor, John 1987-88-90-91 (C)
 Chandler, Terry 1956-57-58
 Chapman, Larry 1962-63-64 (C)
 Childers, Edron 1937-38
 Chilliast, Adrian 1996-97-98-99
 Christian, Mike 1972-73-74 (C)
 Christian, Tim 1967
 Chubb, Rob 2010-11-12-13
 Clark, Reid 1995-96
 Clements, E.E. 1913-14-15
 Cochran, John 1952-53-54
 Cohen, Mike 2017
 Collier, Thomas 2018-19-20
 Coleman, Thomas 1957
 Cook, D. 1914
 Cook, F. 1913
 Cook, Preston 2019-20-21
 Cooper, Scott (mgr.) 2000-01
 Cooper, Sharife 2021
 Corley, Chris (mgr.) 1992-93-94-95
 Costner, Jim 1994-95
 Cowart, Pat 1970-71
 Cox, Dan 1974-75

Craft, Collier (mgr.) 2002
 Creel, Eugene M. 1923-24
 Crew, W.R. 1936
 Croker, D.C. 1907
 Culverhouse, H.G. 1909
 Cunningham, Cole (mgr.) 2007-08
 Cunningham, David 1975
 Curlee, A.D. 1936-37-39
 Curtis, Dwayne 2004

- D -

Daniel, Ryan 2005
 Daniels, Marquis 2000-01-02-03(C)
 Daniels, Paul 1981-82-83-84
 Davis, Aundrae 1987
 Davis, Chris 1995
 Davis, J.E. 1911
 Davis, Kyle 2001-02-03-04 (C)
 Davis, Leroy 1995
 Dawson, Bill 1951
 Dawson, William 1947
 Dean, Myers (mgr.) 2008-09-10-11
 DeFore, Lee 1964-65-66 (C)
 Dennison, Derrick 1987-88-89-90 (C)
 Denson, Chris 2011-12-13-14
 Derozan, Kyle 2005
 Devaney, Jim 1980
 Deschamps, Dale 1975-76
 Diame, Abdou 2001
 Diamond, Jim 1954-55-56
 Dickinson, R.A. 1940
 Dixon-Tatum, Asauhn 2013-14
 Dollard, Josh 2006-07
 Donald, Ray 1995-96 (C)
 Dooley, Vince 1952
 Doughty, Samir 2019-20
 Douglas, Toney 2005
 Dowell, William 1922
 Dreyfus, S.C. 1908
 Drum, Jake 2009-10-11-12
 Dryer, T.B. 1907-08
 Dubose, Frank 1927-28-29
 Dudley, Charles 1922-23 (C)
 Ducote, R.J. 1916-18
 Duke, Jesse 1922-23-24
 Dunans, T.J. 2016-17
 Dunbar, Malik 2018-19
 Dunbar, Robert 1941
 Duncan, Benton 1948-49
 Duncan, J.R. 1912-14
 Dundley, Charley 1920

- E -

Eaddy, Bill 1989
 Eaves, Joel 1935-36-37 (C)
 Edun, Moses 2004-05-06
 Edwards, Thomas H., Jr. 1937-38-39
 Ellis, Frank H. 1934
 Ellis, G.J. 1926-27-28
 England, Gary 1971-72-73 (C)
 Evans, G.D. 1925
 Evans, G.P. 1926
 Evola, Harrison (mgr.) 2014

- F -

Faircloth, Tee 1966-67
 Farish, J.P., Jr. 1951-52-53 (C)
 Fells, Orenn 2001
 Fenn, Robert 1952-53
 Fenton, W.V. 1934
 Fibbe, Jimmy 1959-60-61 (C)
 Fibbe, Tommy 1964-65-66
 Fickling, William A. 1952-53-54
 Finney, C.E. 1943
 Fishback, Daymeon 1997-98-99-00
 Fitten, Sam 1982
 Flanigan, Allen 2020-21
 Flanigan, Wes 1994-95(C)-96(C)-97(C)
 Floyd, John (mgr.) 75-76-77-78
 Floyd, M.H. 1916-17-18-19
 Forbes, Adrian 2011-12
 Forbes, C.M. 1914-15
 Ford, Frank 1984-85-86-87
 Franklin, Javon 2020-21
 Franklin, Jim (mgr.) 1986
 Frederick, Rex 1957-58-59 (C)
 Fucci, Dom 1976
 Fuller, Herbert 1945

- G -

Gabriel, Kenny 2010-11-12
 Gaines, Troy 2003-04-05
 Gallina, Ted (mgr.) 1992-93-94
 Gallon, Reggie 1990-91-92-93 (C)
 Gardner, David (mgr.) 1998-99-00
 Geiger, Matt 1988-89
 Gibson, D. 1907-08
 Gibson, Ray 1938-39-40
 Gilbert, Porter 1959-60-61 (C)
 Givan, Alex (mgr.) 2005-06
 Glasgow, Jack 1948-49-50-51
 Glass, Lincoln 2001
 Godfrey, Gary 1982-85-86
 Godfrey, Julian (mgr.) 2006-07
 Gomillion, John 1998
 Gordy, J. 1910
 Gordy, S. 1909
 Gray, W.R. 1925-26
 Granger, Jordon 2013-14-15-16
 Gregory, Bill 1956-57-59
 Greene, Jr., Brian 2013
 Greene, Herbert 1964-65-66
 Gricunas, Benas 2014
 Groover, Ray 1959-60-61
 Guest, Darren 1985
 Guy, Freddie 1963-64-65 (C)

- H -

Hahn, Fred 1922-23-24 (C)
 Hahn, Hub 1918-19-20-21
 Hall, S. 1909
 Hall, S.S. 1926-27
 Hall, W.H. 1917-18
 Hall, W.R. 1917
 Hamilton, David 1999
 Hankton, Kirt 1989
 Haralson, Melvin 1986-87
 Hargrove, Lucas 2007-08-09-10 (C)
 Harper, Jared 2017-18-19
 Harrell, KT 2014-15
 Harrington, Adam 2001-02 (C)
 Harris, Henry 1970-71-72 (C)
 Harris, Tyler 2016
 Harrison, Joe 1922-23-24 (C)
 Hart, Henry 1957-59-60 (C)
 Hart, Jerry (mgr.) 1960
 Hart, Taylor 1979
 Hatfield, L.L. 1930-31-32 (C)
 Hawkins, E.A. 1940-41-42
 Hayes, Earl 1982-83
 Hayles, Daniel 2005-06
 Haynes, Doyle 1954
 Head, Alan (mgr.) 2002
 Heard, Jay 1999-2000
 Helmlinger, John 1960-61-62
 Henderson, Ted 1977
 Henry, Lamar 1964
 Henson, Byron 1980-81-82-83
 Heramb, Matt 2007-08
 Heron, Mustapha 2017-18
 Hester, Dustin 1989
 Hill, Edward 1947
 Hill, George 1948-49-50-51
 Hill, Howard 1922
 Hitt, Dwight 1950
 Hoehle, Gene 1950
 Holland, Carey 1984-85
 Holmes, C.J. 2013-14-15
 Holmes, J.C. 1937-38-39
 Hood, Jeffrey (mgr.) 2003
 Hopkins, Sam (mgr.) 2012-13
 Hordges, Cedrick 1976-77
 Howard, Terrance 1985-86-87-88
 Howell, Alex 1967-68 (C)
 Howell, Brett 2005-06
 Howell, Rex 1966
 Hudson, J.T. 1917
 Hughes, Randy 1998
 Huff, John 1939-40
 Hurt, David 1967-68-69
 Hutton, Mark 1993

- I -

Ingram, Billy Bob 1962-63

- J -

Jackson, Ron 1968-69-70
 Jacobs, Dan (mgr.) 1968-69
 James, Ebb 1927-28
 James, Fob 1926-27-28 (C)
 James, Louie 1928-29-30
 James, Tim 1982
 Jasquith, Andre 1995
 Jefferson, Alvin 1996
 Jenkins, George 1932-33
 Johns, Layton 1960-61-62-63 (C)
 Johnson, Albert 1972-73
 Johnson, Bob 1969
 Johnson, Chris (mgr.) 2013
 Johnson, Eddie 1974-75-76 (C)
 Johnson, J.L. 1943
 Johnson, Jamal 2020-21
 Johnson, Noel 2012-13
 Johnson, Ronnie 2017
 Johnson, Shaquille 2013
 Johnston, Manley 1958
 Jones, Bruce 1923-24
 Jones, C.A. 1916-17
 Jones, Frank 1906
 Jones, Matt (mgr.) 2011
 Jones, Mike 1986-87
 Jones, Mike (mgr.) 1986
 Jones, Rob 1985-86-87
 Jones, Tyrell 2020-21
 Jones, Willie 1992
 Jordan, J.R. 1930-31-32 (C)
 Joyce, Rod 1992-93

- K -

Kaley, C.P. 1931-32-33 (C)
 Kaley, W.E. 1925-27
 Keel, Tim (mgr.) 2005-06-07
 Keim, Patrick 2015-16-17-18
 Kemp, John (mgr.) 1986
 Kidd, Adam (mgr.) 2001
 Killingsworth, Marco 2002-03-04
 Kinlaw, D.C. 1948
 Kirkland, Dan 1971-72
 Kirkland, K. Mack 1962-63
 Kirkpatrick, Bill 1953-54-55 (C)
 Kitchens, Brad (mgr.) 1982
 Knox, Brendon 2009-10
 Kosmala, Daniel (mgr.) 2012
 Kouassi, Willy 2012
 Krezminski, Ted 1946
 Krivacs, Jim 1975



- L -

Lacey, J.E. 1912-13
 Lacey, W.M. 1906-07
 Lacy, John 1920
 Lancaster, Rod 1945-46
 Lang, TJ 2015-16-17
 Lanford, Dan 1948-49-50-51 (C)
 Langford, Josh 2011-12
 Lassiter, Jack 1921
 Lawson, H.B. 1930-31-32
 Lawson, Scott (mgr.) 1991-92
 Leapheart, Al 1970-71-72
 Lee, Jason (mgr.) 2003-04-05
 Lee, Jimmy 1957-58-59 (C)
 LeMelle, Ronny 2004-05-06 (C)
 Leonard, Jimmy 1960-61
 Leopard, Chandler 2021
 Lett, Johnnie 2009-10
 Lewis, Johnathan 2001-03-04
 Lewis, Kelvin 2007
 Locke, T.C. 1909-10
 Lockhart, Darrell 1980-81-82-83 (C)
 Lollar, Chris 2003-04
 Louisell, William 1915
 Loyless, Jimmy Ray (mgr.) 1973-74-75-76
 Lumpkin, T.W. 1930-31-32
 Luquire, Adam 2007-08
 Lynn, Bill 1949-50 (C)
 Lynn, Johnny 1985-86-87-88

- M -

Maasdorp, Chase 2019-21
 Mack, Kendell 1998
 Macoy, Will 2017-18-19-20
 Magri, Ernie 1972-73
 Major, E.A. 1909-10-11-12-13
 Malone, Andre 2010
 Mancini, Frank 1940-41-42
 Mandula, Bob 1973-74
 Martello, Vince 1981
 Martin, James 1952-53-54
 Martin, Terry 1984
 Mason, Antoine 2015
 Mason, Sam 1933
 Mastin, Alex (mgr.) 2012-13
 Mays, Bob (mgr.) 1960
 McAfee, Emmett 1949
 McCormick, J'Von 2019-20
 McCullough, John (mgr.) 1972-73-74
 McFadden, Jeffrey 1987
 McFadden, Frank 1918-19-20-21
 McGadney, Mack 1999-2000-01-02
 McGrew, Roy 1979
 McGriff, Bill 1956-57-58
 McKelvy, Cornelius 1947
 McKie, Robert 1989-91
 McKinney, W.R. 1925-26
 McKinney, Wallace 1922-23-24
 McKinney, William 1924-25
 McKissick, Rex 1936-37-38 (C)
 McLemore, Anfernee 2017-18-19-20
 McLeod, Michael (mgr.) 2000-01-02
 McMahan, Warren 1933-34
 McManus, Bayward 1958-59
 Meagher, John 1945
 Mengelt, John 1969-70-71

Merrell, Doug 2011
 Miaway, Archie 2007
 Miller, Jeff (mgr.) 1979
 Miller, Bob 1966-68
 Miller, Robert 1953-54 (C)
 Miles, David (mgr.) 1979
 Millsap, Joe 1966-67
 Mitchell, Davion 2018
 Mitchell, Dwayne 2002
 Mitchell, Joe Bob 1935-36
 Mitchell, Mike 1975-76-77-78 (C)
 Mobberly, W.C. 1948-49-50-51
 Monroe, Lewis 2002-03-04
 Montgomery, Jimmy 1965-66
 Moon, Glen 1974-75-76
 Moore, Chris 2021
 Moore, Jeff 1985-86-87-88
 Morgan, Malvern 1937-38-39
 Morris, Chris 1985-86-87-88
 Mosteller, Odell 1982-83
 Motley, Marvin 1941-42
 Mullendore, Gary 1971-72
 Mullins, H.L. 1928-29
 Mummert, Gordon 1952-53-54-55
 Mumphord, Alvin 1980-81-82-83 (C)
 Murdock, D.N. 1912
 Murray, Desean 2018

- N -

Naftel, James 1957
 N'diaye, Mamadou 1997-98-99-00
 Neal, Heath (mgr.) 1997-98-99-00
 Nelson, Rolland 1955-56
 Newell, Olin 1914
 Newton, Joe 1963-64-65
 Neysmith, Tony 2010-11-12
 Nixon, Glenn 1948-49
 Noble, A.J. 1913
 Norman, Mandy 1921
 Norris, Moochie 1995 (C)

- O -

O'Cain, Richard 1946-47
 O'Connor, Michael 2005
 O'Daniel, Curtis 1964
 O'Donnell, James 1953-54-55-56 (C)
 Ohman, Brooks (mgr.) 2013-14
 Okeke, Chuma 2018-19
 Okoro, Isaac 2020
 Oliver, David (mgr.) 1995-96-97
 Ondr, Rob (mgr.) 2000-01
 Osberry, Robert 1973-74
 Owens, Brandon (mgr.) 1998

- P -

Page, Josey (mgr.) 1956-67
 Pappas, Ernest 1937
 Parker, T.F. 1909-10
 Parker, Myles 2019-20
 Parks, Ben E. 1942
 Pate, Roy 1930
 Patrick, Larry 1990-91
 Patrick, Myles 1975-76-77-78
 Payne, Allen 2011-12-13-14
 Payne, William 1914-15-16
 Pearson, Chris (mgr.) 2000
 Pearson, J. Tim 1964-65
 Pederson, Alex (mgr.) 2008
 Pellar, Nick 2013
 Pendleton, Jason (mgr.) 1995-96-97
 Perry, Tom 1967-68-69 (C)
 Person, Adrian 1999
 Person, Chuck 1983-84-85-86
 Person, Wesley 1991-92-93-94 (C)
 Petrone, Chas (mgr.) 2010-11-12-13
 Pietkiewicz, Stan 1975-76-77-78 (C)
 Pohlman, Scott 1998-99-2000-01(C)
 Poindexter, Frank 1980-81-82
 Poole, James (mgr.) 1982-83
 Porter, Chris 1999-2000 (C)
 Porter, Will (mgr.) 2005-06-07
 Posey, Leon 1960-61-62
 Powell, Jack 1946-47 (C)
 Powell, Justin 2021
 Powers, Kirk 1978-79
 Price, Bubba 1977-78-79-80 (C)
 Price, Jordan 2013
 Price, Randy 1982
 Pridgen, Dan 1949-50-51
 Prowell, Quan 2007-08
 Purcell, William (mgr.) 1974
 Purchase, Jack 2015
 Purifoy, Danjel 2017-19-20

- Q -

Quick, Ronnie 1966-67
 Quinney, George 1934

- R -

Redd, Albert 1920
 Redding, Gary 1973-74-75-76 (C)
 Reed, DeWayne 2007-08-09-10
 Reed, Trayvon 2015
 Remillard, Jason (mgr.) 1997-98-99-00
 Retseck, Jim 1971-72
 Rice, T.J. 2011-12
 Ridenhour, Jacob (mgr.) 1993-94-95
 Robertson, Quantez 2006-07-08-09(C)
 Robinson, Ardith 1949
 Robinson, Brandon 2002-03-04
 Robinson, Clifton 1998
 Robinson, Doc 1997-98(C)-99(C)-00 (C)
 Rodgers, Hugh 1936
 Rogers, Chris 2005
 Ross, Bill 1960-61-62 (C)
 Ross, Earnest 2010-11
 Ross-Miller, K.C. 2015
 Russell, Erskine 1947-48

- S -

Salter, John 1963
 Samples, Tyrone 1957-58-59
 Sanderson, Jack 1946
 Savage, Zack 1923
 Sawyer, Bill 1981-82
 Scarbrough, L.A. 1909-10-11-12
 Siebert, Robert 1946
 Shamsid-Deen, Tahj 2013-14-15-16
 Sharp, Reggie 1999-2000-01(C)
 Shelby, Matt (mgr.) 2002-03-04-05
 Shepperd, Brian 1983
 Shetler, Carl 1968-69-70 (C)
 Simmons, Eric "Butch" 1975-76
 Sindler, Frank J. 1933
 Slaughter, T.R. 1927
 Slayden, Herb 1955
 Slayden, Kay 1954-55-56
 Smith, A.L. 1928
 Smith, Abe 1999-2000
 Smith, Bryant 1996-97-98-99 (C)
 Smith, Drew 2006-07-08
 Smith, Dudley 1998
 Smith, LaRon 2017
 Smith, Leonard 1994
 Smith, Ralph 1971-72-73
 Smith, Richard 1990
 Smith, William 1972
 Snyder, E. 1926
 Spencer, Dylan 2010-11-12-13
 Spencer, Horace 2016-17-18-19
 Spencer, Howard 1984-85
 Springfield, Mike 1995-96
 Stapler, Scott (mgr.) 1995-96
 Stapleton, Bobby 1945
 Steed, George 1914-15-16
 Sterling, Joseph 1947-48-49
 Stewart, Jack 1930-31-32
 Stockelberg, Frank K. 1924
 Stockton, Cole 2015-16
 Stone, Noah (mgr.) 1993-94
 Strange, George 1935
 Streetman, J.P. 1939-40
 Streit, J.B. 1911
 Strickland, Auby 1917
 Strickland, Trey (mgr.) 2006-07
 Strickland, Vern 1984-86
 Stringer, Eric 1978-79-80-81
 Stuart, Shawn 1993-94
 Sturkie, Henry 1954-55-56-57 (C)
 Sullivan, Frankie 2009-10(C)-11-12(C)-13(C)
 Sutton, Brent 1972-73
 Swinson, Aaron 1992-93-94 (C)

- T -

Tanner, Jack 1942
 Tate, Trey 2016-17
 Taylor, George 1914
 Taylor, Mitch 1992
 Thigpen, James 1916
 Thomas, Darrell 1985
 Thomas, Emmett 1975
 Thomas, Phillip 1996
 Thomas, Randy 1965
 Thompson, Alex 2014-15
 Thor, JT 2021
 Thorington, Garrett (mgr.) 2006-07
 Tinker, Billy 1961-62-63-64
 Tinker, Wally 1967-68-69 (C)
 Tolbert, Frank 2005-06(C)-07-08
 Tolbert, Jimbo (mgr.) 2000-01
 Trapp, J.H. 1919
 Trawick, Garreth(mgr.)2008-09-10-11
 Tucker, Bobby 1956-57-58
 Tucker, Rodney 2003-04
 Turner, Greg 1981-82-83-84
 Turner, Herman (mgr.) 2001-02-03-04
 Turner, Jack 1952-53-54
 Turner, Rodney 1985
 Tyler, David (mgr.) 1988-89-90-91

- V -

Vaughn, David 1959-60-61
 Veal, Inman 1952
 Vines, J.A. 1929
 Valavicius, Rich 1979 (C)-80 (C)

- W -

Waddell, Devin 2014-15-16-17
 Wade, Dion 2014
 Wade, Jimmy 1918-19-20-21
 Wade, Jonathan (mgr.) 2014
 Wadsworth, F.A. 1943
 Waites, Harold 1945
 Walker, Jimmy 1969-70-71 (C)
 Walker, Jonathan 2016
 Walker, Randall 1966-69
 Wallace, Josh 2010-11-12-13
 Waller, Tay 2009-10
 Walter, Bill 1950-51
 Walther, Paul 1946
 Walton, Jamarrus 2013
 Ware, R.Y. 1906-07-08
 Ware, W.J. 1925
 Watkins, Corey 1999
 Watkins, Walter 1914
 Watson, Nathan 2002-03-04-05 (C)
 Webb, Bianca (mgr.) 2014
 Weems, Lance 1993-94-95(C)-96(C)
 Weldon, Roger 1950-51-52 (C)
 Welsh, Richie 1984
 West, Harold 1945
 Westbrook, Stephen (mgr.) 2012
 Whigham, Byrd 1954-55
 Whitaker, H. 1906-07
 White, Gerald 1984-85-86-87
 Wicke, Danny 2003-04
 Wiley, Aubrey 1993-94
 Wiley, Austin 2017-19-20
 Williams, Devontae 2019

Williams, Frank 1942-43
 Williams, Frank 1947 (C)
 Williams, Franklin 1995-96-97-98 (C)
 Williams, Jaylin 2020-21
 Williams Jr., Larry 2008-09-10
 Williams, New 2016
 Williams, Ray 1946-47-48 (C)
 Wills, Bob 1968-69
 Wilson, W.P. 1917
 Wood, Jim 1948
 Woodruff, C.W. 1906-07-08
 Worrill, Jamie 1913
 Wrencher, Champ 1989-90-91-92 (C)
 Wright, T.P. 1911

- Y -

York, Bobby 1970
 Young, B.E. 1943
 Young, Ian 2004-05 (C)

(C) Captain

ALABAMA (233)**ABBEVILLE (1)**

Porter, Chris 1999-2000 (C)

ADGER (1)

Snider, Euil 1926

ALBANY (1)

Caldwell, Derek 1996-97-98

ALEXANDER CITY (1)

Barnes, Woodrow 1934-35-36

ANDALUSIA (1)

Powell, Jack 1946-47 (C)

ANNISTON (1)

Stewart, Jack 1930-31-32

ASHLAND (1)

Weems, Lance 1993-94-95(C)-96(C)

ATHENS (1)

Leopard, Chandlerl 2021

AUBURN (18)

Beasley, Bob 1920

Brandt, Chris 1989-90-91-92 (C)

Burgess, Thad 1979

Card, Lewis 1979

Clements, Edwin Erwin 1913-14-15

Cook, Preston 2019-20-21

Dowell, William 1922

Gregory, Bill 1956-57-59

Howell, Brett 2005-06

Huff, Heath 2017

James, Ebb 1927-28

James, Fob 1926-27-28 (C)

James, Louie 1928-29-30

Meagher, John 1945

Naftel, James 1957

Powers, Kirk 1978-79

Smith, Dudley 1998

Stockton, Cole 2015

AUTAUGAVILLE (1)

Motley, Marvin 1941-42

BESSEMER (3)

Canzoneri, Albert 1941-42-43 (C)

Lacey, Joseph Edwin 1912-13

Lacey, William Morris 1906-07

BIRMINGHAM (54)

Ariail, David William 1932-33-34 (C)

Arnold, Zane 1989-90-91(C)

Arthur, Robert 1933

Banks, Earl 1978-79-80-81 (C)

Barks, Earl 1924-25

Barks, Hub 1918-19-20-21

Berman, Lior 2020-21

Bracy, Wayne 1975-76-77-78

Burbage, Jesse 1915-16

Cameron, Joey 2006

Collier, Thomas 2018-19-20

Cunningham, David 1975

Dryer, Thomas Bailey 1907-08

Duke, Jesse 1922-23-24

Dunbar, Robert 1941

Ellis, Frank H. 1934

Frederick, Rex 1957-58-59 (C)

Gibson, De Witt 1907-08

Hahn, Fred 1922-23-24 (C)

Hahn, Hub 1918-19-20-21

Hall, W.R. 1917

Johnson, Albert 1972-73

Johnson, Jamal 2020-21

Johnston, Manley 1958

Keim, Patrick 2016-17-18

Lewis, Johnathan 2001-03-04

Lollar, Chris 2003-04

Macy, Will 2017-18-19-20

Major, Earl Alexander 1909-10-11-12-13

Merrell, Doug 2011

Miller, Robert 1953-54 (C)

Moore, Jeff 1985-86-87-88

Mumphord, Alvin 1980-81-82-83 (C)

Murdock, D.N. 1912

Osberry, Robert 1973-74

Pappas, Ernest 1937

Parker, Thomas Frances 1909-10

Pate, Roy 1930

Price, Bubba 1977-78-79-80 (C)

Rogers, Chris 2005

Russell, Erskine 1947-48

Sobera, Carter 2021

Smith, Ralph 1971-72-73

Spencer, Dylan 2010-11-12-13

Springfield, Mike 1995-96

Strange, George 1935

Streit, John Bradley 1911

Taylor, George 1914

Turner, Jack 1952-53-54

Ware, Robert Young 1906-07-08

Ware, William Judson 1925

Watkins, Corey 1999

Williams Jr., Larry 2008-09-10

Woodruff, Charles Williamson 1906-07-08

Wrencher, Champ 1989-90-91-92 (C)

BOLIGEE (1)

Harris, Henry 1970-71-72 (C)

BRANTLEY (3)

Person, Chuck 1983-84-85-86

Person, Wesley 1991-92-93-94 (C)

Wiley, Aubrey 1993-94

CAMDEN (1)

Cook, Daniel 1914

CAMP HILL (1)

Slaughter, T.R. 1927

CENTREVILLE (1)

Purifoy, Danjel 2017-19-20

CHEROKEE (1)

Alexander, Bill 1968-69-70 (C)

CULLMAN (2)

Chandler, Terry 1956-57-58

Lynn, Bill 1949-50 (C)

DADEVILLE (2)

Fitten, Sam 1982

Newell, Olin 1914

DAPHNE (1)

Manci, Frank 1940-41-42

DAWSON (1)

Smith, A. Luther 1928

DOUBLE SPRINGS (1)

Martin, James 1952-53-54

DORA (2)

Hawkins, E.A. 1940-41-42

Tanner, Jack 1942

DOTHAN (3)

Brooks, Ryan 2007-08

Tate, Trey – 2017

Thompson, Alex 2014-15

DUTTON (1)

McGriff, Bill 1956-57-58

ENSLEY (1)

Mandy, Norman 1921

EQUALITY (1)

McKissick, Rex 1936-37-38 (C)

ENTERPRISE (1)

Clark, Reid 1995-96

EUFAULA (1)

Greene, Herbert 1964-65-66

EVA (1)

Childers, Edron 1937-38

Nelson, Rolland 1955-56

FAIRFIELD (1)

McGrew, Roy 1979

FAIRVIEW (1)

Baggett, Matt 2002

FAYETTE (2)

Bolling, Rick 1982-83

Newton, Joe 1963-64-65

FORT PAYNE (1)

Watson, Nathan 2002-03-04-05 (C)

GADSDEN (3)

Cochran, John 1952-53-54
Strickland, Vern 1984-86
Sturkie, Henry 1954-55-56-57 (C)

GERALDINE (2)

Gilbert, Porter 1959-60-61 (C)
Vines, J.A. 1929

GOODWATER (1)

Crew, Buddy 1936

GORDO (1)

Savage, Zach 1923

HALEYVILLE (1)

Duncan, Benton 1948-49

HARTFORD (1)

Ross, Bill 1960-61-62 (C)

HEADLAND (1)

Williams, Franklin 1995-96-97-98 (C)

HOBSON CITY (1)

Stringer, Eric 1978-79-80-81

HOOVER (2)

Drum, Jake 2009-10-11-12
Wiley, Austin 2017-19-20

HUNTSVILLE (7)

Cattage, Bobby 1978-79-80-81
Cowart, Pat 1970-71
Cox, Dan 1974-75
Langford, Josh 2011-12
Quick, Ronnie 1966-67
Samples, Tyrone 1957-58-59
Smith, Bryant 1996-97-98-99 (C)

IDER (1)

Smith, William 1972

INDIAN SPRINGS (1)

Luquire, Adam 2007-08

JASPER (3)

Beasley, Jeremy 1997
Burton, Herbert 1943
Gray, W.R. 1925-26

JOPPA (1)

Holmes, J. Crawford 1937-38-39

KILLEN (1)

Blackstock, Cole 2016-17-18-19

LAFAYETTE (1)

Haynes, Doyle 1954

LANETT (2)

Coleman, Thomas 1957
Morgan, Malvern 1937-38-39

LANGDALE (1)

Rodgers, Hugh 1936

LEEDS (1)

Barkley, Charles 1982-83-84

LINEVILLE (1)

Ingram, Billy Bob 1962-63

LOUISVILLE (1)

Whigham, Byrd 1954-55

LUDOWICI (1)

Chapman, Larry 1962-63-64 (C)

MARVEL (1)

Ellis, G.J. 1926-27-28

MADISON (2)

Parker, Myles 2019-20
Walker, Jonathan 2015-16

MILLBROOK (1)

Fenn, Robert 1952-53

MILLERVILLE (1)

Lumpkin, Tom 1930-31-32

MOBILE (13)

Dooley, Vince 1952
Ducote, R.J. 1916-18
Evans, G.D. 1925
Hayles, Daniel 2005-06
Lacy, John 1920
Lang, TJ 2016-17
Lett, Johnnie 2009-10
Louisell, William 1915
McGadney, Mack 1999-2000-01-02
McKinney, W.R. 1925-26
McKinney, Wallace 1922-23-24
McKinney, William 1924-25
Reed, Trayvon 2015

MONTEVALLO (1)

Hayes, Earl 1982-83

MONTGOMERY (17)

Brown, L.C. 1934-35
Burke, Taylor George 1911-12
Dickinson, Robert 1940
Dreyfus, Samuel Cellner. 1908
Edwards, Thomas H., Jr. 1937-38-39
Harrell, KT 2014-15
Harrison, Joe 1922-23-24 (C)
Hatfield, L.L. 1930-31-32 (C)
Hordges, Cedrick 1976-77
Killingsworth, Marco 2002-03-04
Locke, Thomas Courtaney 1909-10
McFadden, Frank 1918-19-20-21
Simmons, Eric "Butch" 1975-76
Thomas, Emmett 1975
Thomas, Randy 1965
Wade, Jimmy 1918-19-20-21
Walter, Bill 1950-51

MONROEVILLE (1)

Farish, Julius P., Jr. 1951-52-53 (C)

MORRIS (1)

Kaley, William 1925-27

MOULTON (1)

Posey, Leon 1960-61-62

MOUNT HOPE (1)

Young, Bluit Edward 1943

NEW DECATUR (1)

Burleson, Richard Alva 1909

NEW MARKET (2)

Robinson, Brandon 2002-03-04
Tucker, Bobby 1956-57-58

NEWTON (1)

Mullins, H.L. 1928-29

NOTASULGA (2)

Akin, James C. 1926-27-28
Bridges, Oma Wesley 1917-18

OAK GROVE (1)

Davis, John Eayres 1911

OPP (1)

Williams, Devontae 2019

OXFORD (1)

Heard, Jay 1999-2000

PELHAM (1)

Allison, Zach 2015-16

PIEDMONT (1)

West, Harold 1945

PISGAH (2)

Tinker, Billy 1961-62-63-64
Tinker, Wally 1967-68-69 (C)

PITTSVIEW (1)

Battle, Ronnie 1990-91-92-93

PRATT CITY (1)

Culverhouse, Harry George 1909

RIVER FALLS (1)

Tolbert, Frank 2005-06(C)-07-08

SCOTTSBORO (2)

Blackwell, John 1962-63-64 (C)
Hurt, David 1967-68-69

SELMA (3)

Beatty, Travis 1953
Jordan, James Ralph 1930-31-32 (C)
Robinson, Doc 1997-98(C)-99(C)-00 (C)

SPRUCE PINE (1)

Glasgow, Jack 1948-49-50-51

SYLACAUGA (1)

Jones, Willie 1992

SLYVANIA (1)

Jones, Rob 1985-86-87

TALLADEGA (2)

Bolden, Pepto 1974-75-76 (C)

Burgess, Quinton 1945-46

TALLASSEE (3)

Mason, Sam 1933

Noble, A.J. 1913

O'Daniel, Curtis 1964

TARRANT CITY (1)

Hall, S.S. 1926-27

TRUSSVILLE (1)

Smith, Drew 2006-07-08

TUSCALOOSA (1)

Pearson, J. Tim 1964-65

TUSCUMBIA (1)

Burnett, John 1962-63

TUSKEGEE (2)

Smith, Leonard 1994

Turner, Greg 1981-82-83-84

UNIONTOWN (1)

Sullivan, Frankie 2009-10(C)-11-12(C)-13(C)

WARRIOR (3)

Creel, Eugene M. 1923-24

Kaley, Charles 1931-32-33 (C)

Wadsworth, Frank 1943

WEBB (1)

Kirkland, K. Mack 1962-63

WETUMPKA (1)

Curlee, Andrew 1936-37-39

ALASKA (1)**ANCHORAGE (1)**

Thor, JT 2021

ARIZONA (1)**TUCSON (1)**

Gaines, Troy 2003-04-05

ARKANSAS (5)**LITTLE ROCK (2)**

Chilliest, Adrian 1996-97-98-99

Flanigan, Allen 2020-21

Flanigan, Wes 1994-95(C)-96(C)-97(C)

Franklin, Javon 2020-21

WEST MEMPHIS (1)

Moore, Chris 2021

CALIFORNIA (1)**INGLEWOOD (1)**

Williams, New 2016-17

CONNECTICUT (1)**WATERBURY (1)**

Heron, Mustapha 2017-18

FLORIDA (38)**BAKER (1)**

Martello, Vince 1981

BALDWIN (1)

Holland, Carey 1984-85

BRANDON (1)

Gomillion, John 1998

BRADENTON (1)

Helmlinger, John 1960-61-62

CAPE CORAL (1)

Burke, Pat 1994-95-96-97 (C)

CLEARWATER (1)

Geiger, Matt 1988-89

CORAL GABLES (1)

Sawyer, Bill 1981-82

CRESTVIEW (1)

Hester, Dustin 1989

DAYTONA BEACH (1)

Daniels, Paul 1981-82-83-84

FORT LAUDERDALE (1)

Miller, Bob 1966-68

FORT WALTON (1)

Gibson, Ray 1938-39-40

JACKSONVILLE (2)

Arnold, William 1914

Joyce, Rod 1992-93

JAY (1)

Diamond, Jim 1954-55-56

KISSIMMEE (1)

Ford, Frank 1984-85-86-87

LAKELAND (2)

Davis, Chris 1995

Fenton, Benny 1934

LAKELAND RANCH (1)

Maasdorp, Chase 2019-21

MARIANNA (1)

Streetman, Jay Patrick 1939-40

MELBOURNE (1)

Armstrong, Ty 2010-11

MIAMI (2)

Gallon, Reggie 1990-91-92-93 (C)

McKie, Robert 1989-91

NAPLES (1)

Robinson, Clifton 1998

ORLANDO (3)

Daniels, Marquis 2000-01-02-03(C)

Poindexter, Frank 1980-81-82

Young, Ian 2004-05 (C)

PALM BAY (1)

Smith, LaRon 2017

PENSACOLA (4)

Carter, Wilmer 1915-16

Donald, Ray 1995-96 (C)

Duncan, J.R. 1912-14

Wallace, Josh 2010-11-12-13

TAMPA (1)

Jackson, Ron 1968-69-70

WEIRSDALE (2)

Adams, Jeff 1977-78-79

Johnson, Eddie 1974-75-76 (C)

WEST PALM BEACH (2)

Godfrey, Gary 1982-85-86

Patrick, Larry 1990-91

WINTER PARK (2)

Aihe, Francis 2009

Pietkiewicz, Stan 1975-76-77-78 (C)

GEORGIA (97)**ALBANY (3)**

Brown, Earnest 1996

Davis, Leroy 1995

James, Tim 1982

ALPHARETTA (1)

Rice, T.J. 2011-12

AMERICUS (1)

Stapleton, Bobby 1945

ATLANTA (14)

Barrett, Rasheem 2006-07-08-09
 DeFore, Lee 1964-65-66 (C)
 Dennison, Derrick 1987-88-89-90 (C)
 Dunnans, T.J. – 2016-17
 Eaves, Joel 1935-36-37 (C)
 Guy, Freddie 1963-64-65 (C)
 Johnson, Shaquille 2013
 Malone, Andre 2010
 McFadden, Jeffrey 1987
 Martin, Terry 1984
 Mitchell, Mike 1975-76-77-78 (C)
 Morris, Chris 1985-86-87-88
 Mummert, Gordon 1952-53-54-55
 Okeke, Chuma 2018-19
 Redding, Gary 1973-74-75-76 (C)

AUGUSTA (2)

Cardwell, Dylan 2021
 White, Gerald 1984-85-86-87

BAINBRIDGE (1)

Anthony, Benny 1977-78-79-80

BARNESVILLE (1)

York, Bobby 1970

BLAKELY (2)

Davis, Kyle 2001-02-03-04 (C)
 Howell, Alex 1967-68 (C)

BRUNSWICK (1)

Swinson, Aaron 1992-93-94 (C)

CARROLLTON (1)

Walker, Randall 1966-69

CALHOUN (1)

Leonard, Jimmy 1960-61

COLLEGE PARK (2)

Davis, Aundrae 1987
 Weldon, Roger 1950-51-52 (C)

COLUMBUS (12)

Denson, Chris 2011-12-13-14
 Dudley, Charles 1922-23 (C)
 Fuller, Herbert 1945
 Gordy, S. 1909
 Jenkins, George 1932-33
 Jones, Mike 1986-87
 Kirkland, Dan 1971-72
 Prowell, Quan 2007-08
 Scarbrough, L.A. 1909-10-11-12
 Slayden, Kay 1954-55-56
 Whitaker, H. 1906-07
 Worrill, Jamie 1913

COMPTON (1)

Hamilton, David 1999

COVINGTON (1)

Christian, Tim 1967

CRANDALL (1)

Henry, Lamarr 1964

DANVILLE (1)

Millsap, Joe 1966-67

DOUGLASVILLE (1)

Heramb, Matt 2007-08

DECATUR (2)

Price, Jordan 2013
 Shamsid-Deen, Tahj 2013-14-15-16

DUBLIN (1)

Perry, Tom 1967-68-69 (C)

EAST POINT (2)

Brewer, Jamison 2000-01
 Walker, Jimmy 1969-70-71 (C)

ELLENWOOD (1)

Edun, Moses 2004-05-06

FAYETTEVILLE (1)

Johnson, Noel 2012-13

FORSYTHE (1)

Jefferson, Alvin 1996

FORT BENNING (2)

Lee, Jimmy 1957-58-59 (C)
 Quinney, George 1934

FORT VALLEY (1)

Faircloth, Tee 1966-67

HAMILTON (1)

McManus, Bayward 1958-59

HINESVILLE (1)

Mitchell, Davion 2018

JONESBORO (1)

Douglas, Toney 2005

LAGRANGE (1)

Huff, John 1939-40

LITHONIA (3)

Barker, Charlton 1999-2000-01-02
 Leapheart, Al 1970-71-72
 Thomas, Phillip 1996

MABLETON (1)

Harper, Jared 2017-18-19

MACON (5)

Dubose, Frank 1927-28-29
 Fickling, William A. 1952-53-54
 Howard, Terrance 1985-86-87-88
 Patrick, Myles 1975-76-77-78
 Veal, Inman 1952

MANCHESTER (2)

Barber, Korvotney 2006-07-08-09(C)
 Waller, Tay 2009-10

NAHUNTA (2)

Johns, Layton 1960-61-62-63 (C)
 Williams, Jaylin 2020-21

NELSON (1)

Lawson, Harbin B. 1930-31-32

NORCROSS (2)

Miaway, Archie 2007
 Neysmith, Tony 2010-11-12

PEACHTREE CITY (1)

Chubb, Rob 2010-11-12-13

POWDER SPRINGS (2)

Cooper, Sharife 2021
 Okoro, Isaac 2020

QUITMAN (1)

Groover, Ray 1959-60-61

ROSSVILLE (1)

Costner, Jim 1994-95

ROSWELL (2)

Pohlman, Scott 1998-99-2000-01(C)
 Smith, Abe 1999-2000

SANDY SPRINGS (1)

Wills, Bob 1968-69

SAVANNAH (1)

Salter, John 1963

STATESBORO (1)

Taylor, Mitch 1992

STILLMORE (1)

Hughes, Randy 1998

STONE MOUNTAIN (3)

Brown, Bryce 2016-17-18-19
 Cahill, Mark 1981-82-83-84
 Tucker, Rodney 2003-04

SUMMERVILLE (1)

Mosteller, Odell 1982-83

THOMASTON (1)

Lockhart, Darrell 1980-81-82-83 (C)

WARWICK (1)

McLemore, Anfernee 2017-18-19-20

WEST GREEN (1)

Park, Ben E. 1942



INDIANA (14)**ANDERSON (1)**

Dixon-Tatum, Asaahn 2013-14

BEAN BLOSSOM (1)

Bond, Bobby 1973-74-75-76

DANVILLE (1)

Christian, Mike 1972-73-74 (C)

ELWOOD (1)

Mengelt, John 1969-70-71

GARY (1)

Mandula, Bob 1973-74

HAMMOND (1)

Valavicius, Rich 1978-80

INDIANAPOLIS (1)

Johnson, Ronnie 2017

LAPEL (1)

Barnhizer, Mark 1977-79

LOGANSPORT (1)

Cart, Larry 1963

MICHIGAN CITY (1)

Retseck, Jim 1971-72

MITCHELL (1)

Beavers, Tim 1972-73-74

MUNSTER (1)

Pellar, Nick 2013

SHELBYVILLE (1)

Ash, Tim 1970-71

SOUTH BEND (1)

Glass, Lincoln 2001

SOUTHPORT (1)

Krivacs, Jim 1975

ILLINOIS (8)**CHICAGO (4)**

Brown, Quinnel 2004-05 (C)

Curtis, Dwayne 2004

Greene, Jr., Brian 2013

Jones, Tyrell 2020

Smith, Richard 1990

DES PLAINES (1)

Deschamps, Dale 1975-76

HARVEY (1)

Guest, Darren 1985

PARK RIDGE (1)

Henderson, Ted 1977

KANSAS (1)**WICHITA (1)**

Hutton, Mark 1993

KENTUCKY (13)**ASHLAND (1)**

Dawson, Bill 1951

BOWLING GREEN (1)

Fishback, Daymeon 1997-98-99-00

CENTRAL CITY (1)

Mobberly, William C. 1948-49-50-51

COVINGTON (2)

Sterling, Joseph 1947-48-49

Walther, Paul 1946

FRANKFORT (2)

Fibbe, Jimmy 1959-60-61 (C)

Fibbe, Tommy 1964-65-66

LEXINGTON (2)

Austin, Greg 1970

Fucci, Dom 1976

NANCY (1)

Shepperd, Brian 1983

OLIVE HILL (1)

Brawner, Roy 1948-49-50-51 (C)

PIKEVILLE (1)

Butcher, Donnie 1983

PROSPECT (1)

Powell, Justin 2021

LOUISIANA (6)**CROWLEY (1)**

Shetler, Carl 1968-69-70 (C)

MORGANZA (1)

Derozan, Kyle 2005

NEW ORLEANS (4)

Buisson, Bobby 1965-66-67 (C)

Hankton, Kirt 1989

McCormick, J'Von 2019-20

Mitchell, Dwayne 2002

MASSACHUSETTS (1)**BERNARDSTON (1)**

Harrington, Adam 2001-02 (C)

MICHIGAN (4)**DETROIT (2)**

Campbell, Scott 2005

Krezminski, Ted 1946

YPSILANTI (2)

Bird, Derrick 2002-03 (C)

Eaddy, Bill 1989

MISSISSIPPI (6)**DURANT (1)**

O'Cain, Richard 1946-47

JACKSON (2)

Haralson, Melvin 1986-87

Hitt, Dwight 1950

NETTLETON (1)

Arnold, Jamaal 2003

SHANNON (1)

Sharp, Reggie 1999-2000-01(C)

TUPELO (1)

Trapp, John Herman 1919

MISSOURI (2)**KANSAS CITY (1)**

Sanderson, Jack 1946

ST. LOUIS (1)

Granger, Jordon 2013-14-15

NEW JERSEY (3)**HACKENSACK (1)**

O'Donnell, James 1953-54-55-56)

VOORHEES (1)

Cohen, Mike 2017

WESTWOOD (1)

Magri, Ernie 1972-73

NEW YORK (4)**DIX HILLS (1)**

Harris, Tyler 2016

EAST HAMPTON (1)

Carter, Kenny 1980

ISLIP (1)

Sindler, Frank J. 1933

QUEENS (1)

Mason, Antoine 2015

NORTH CAROLINA (9)**CARY (1)**

Ross, Earnest 2010-11

CHARLOTTE (1)

Gabriel, Kenny 2010-11-12

GOLDSBORO (1)

Spencer, Howard 1984-85

GREENSBORO (1)

Cressman, Ty 2021

RALEIGH (1)

Lanford, Don 1948-49-50-51 (C)

LETTERWINNERS BY HOMETOWN

RUTHERFORDTOWN (1)

Carpenter, Keenan 1988-89

STANLEY (1)

Murray, Desean 2018

SUMMERFIELD (1)

Waddell, Devin 2014-15-16-17

VANCEBORO (1)

Lancaster, Rod 1945-46

WINSTON-SALEM (1)

Fells, Orenn 2001

OHIO (3)

CINCINNATI (2)

Payne, Allen 2011-12-13-14
Robertson, Quantez 2006-07-08-09(C)

SPRINGFIELD (1)

Sutton, Brent 1972-73

OKLAHOMA (2)

TULSA (2)

McAfee, Emmett 1949
Nixon, Glenn 1948-49

PENNSYLVANIA (3)

HARRISBURG (1)

LeMelle, Ronny 2004-05-06 (C)

PHILADELPHIA (2)

Doughty, Samir 2019
Spencer, Horace 2016-17-18-19

SOUTH CAROLINA (5)

GEORGETOWN (1)

Knox, Brendon 2009-10

HEMINGWAY (1)

Dollard, Josh 2006-07

NORTH AUGUSTA (1)

Dunbar, Malik 2018-19

PONTIAC (1)

Hargrove, Lucas 2007-08-09-10 (C)

ST. STEPHEN (1)

Mack, Kendell 1998

TENNESSEE (15)

CHATTANOOGA (2)

Johnson, Bob 1969
Vaughn, David 1959-60-61

CRIPPLE CREEK (1)

Montgomery, Jimmy 1965-66

GOODLETTSVILLE (1)

Moon, Glen 1974-75-76

HENDERSONVILLE (2)

Lynn, Johnny 1985-86-87-88

Wicke, Danny 2003-04

KNOXVILLE (1)

England, Gary 1971-72-73 (C)

MADISON (1)

Daniel, Ryan 2005

MEMPHIS (3)

Hoehle, Gene 1950
Hudson, J.T. 1917
Payne, William 1914-15-16

MURFREESBORO (1)

Bass, Stephen 2015

NASHVILLE (1)

Cambridge, Devan 2020-21

SURGOINSVILLE (1)

Kirkpatrick, Bill 1953-54-55 (C)

TALBOTT (1)

Caylor, John 1987-88-90-91 (C)

TEXAS (5)

AUSTIN (1)

Canada, Malcolm 2014-15

FORT WORTH (2)

Calton, Donny 2000-01-02-03
Lewis, Kelvin 2007

GRAND PRAIRE (1)

Ross-Miller, K.C. 2015

HOUSTON (1)

Reed, DeWayne 2007-08-09-10

VIRGINIA (1)

RICHMOND (1)

Henson, Byron 1980-81-82-83

WASHINGTON, D.C. (3)

Devaney, Jim 1980
Holmes, C.J. 2013-14-15
Norris, Moochie 1995 (C)

WISCONSIN (1)

RACINE (1)

Bowers, Cinmeon 2015-2016

INTERNATIONAL (11)

AUSTRALIA (1)

MELBOURNE (1)
Purchase, Jack 2015

BAHAMAS (1)

EIGHT MILE ROCK (1)
Stuart, Shawn 1993-94

BELGIUM (1)

ANTWERP (1)
Wade, Dion 2014

CANADA (1)

BRAMPTON, ONTARIO (1)
Atewe, Matthew 2014-15

CROATIA (1)

TIJARICA (1)
Bota, Marin 2001

IVORY COAST (1)

ABIDJAN (1)
Kouassi, Willy 2012

JAMAICA (1)

SPANISH TOWN (1)
Forbes, Adrian 2011-12

NIGERIA (1)

OGUN (1)
Akingbola, Babatunde 2020-21

PANAMA CANAL ZONE (1)

Stockelberg, Frank K. 1924

SENEGAL (2)

DAKAR (1)
N'diaye, Mamadou 1997-98-99-00

THEIS (1)

Diame, Abdou 2001

VIRGIN ISLANDS (1)

ST. THOMAS (1)
Welsh, Richie 1984

ALL-TIME ROSTER (SINCE 1936)

0

Josh Langford (2011-12)
Asaahn Dixon-Tatum (2013-14)
Horace Spencer (2016-19)
Tyrell Jones (2020)

00

Paul Daniels (1981-84)
Byron Bell (1993)
Kerry Harvis (2006)
Malcolm Canada (2015)
Chandler Leopard (2020)

1

Frank Tolbert (2005-08)
Korvotney Barber (2009)
Andre Malone (2010)
Varez Ward (2012)
KT Harrell (2013-15)
Kareem Canty (2016)
Jared Harper (2017-19)
Jamal Johnson (2020-21)

2

Abdou Diame (2001-02)
Daniel Hayles (2005-06)
Archie Miaway (2007)
Allen Payne (2011-14)
Bryce Brown (2016-19)
Jaylin Williams (2020-21)

3

Taylor Hart (1948-50)
Byron Henson (1980-83)
Kirt Hankton (1989)
Champ Wrencher (1990-92)
Jim Costner (1994-95)
Earnest Brown (1996-97)
Reggie Sharp (1999)
Marquis Daniels (2000-03)
Ian Young (2004-05)
Josh Dollard (2006-07)
Chris Denson (2011-14)
Patrick Keim (2015)
Danjel Purifoy (2017-20)
Sharife Cooper (2021)

4

Glenn Nixon (1948-1949)
Lewis Card (1979-80)
Aaron Swinson (1992-94)
Chris Davis (1995-96)
Derek Caldwell (1998)
Chris Porter (1999-2000)
Marco Killingsworth (2002-04)
Emanuel Willis (2006)
Lucas Hargrove (2007-10)
Dylan Spencer (2013)
Devin Waddell (2014)

Trayvon Reed (2015)
T.J. Dunans (2016-17)
Chuma Okeke (2018)
Malik Dunbar (2019)
Javon Franklin (2020-021)

5

Jim Duce (1980)
Derek Caldwell (1995-97)
Clifton Robinson (1998)
Jamison Brewer (2000-01)
Kelvin Lewis (2007)
Ty Armstrong (2010-11)
Shaquille Johnson (2013)
Cinmeon Bowers (2015-16)
Mustapha Heron (2017-18)
Chuma Okeke (2019)
J'Von McCormick (2020)
Chris Moore (2021)

10

Bob Seibert (1946)
Dick O'Cain (1947)
Dwight Hitt (1950)
Jimmy Willet (1951)
Frank Davis (1952)
Bill Kirkpatrick (1953-55)
Bill Wallace (1974, 1976)
Jim Krivacs (1975)
Jim Devaney (1980-81)
Rick Bolling (1982-83)
Robert Holler (1984)
Terrance Howard (1985-88)
Scott Pohlman (1998-2001)
Troy Gaines (2003-05)
Larry Williams Jr. (2008-10)
Jordan Price (2013)
Heath Huff (2017)
Davion Mitchell (2018)
Samir Doughty (2019-20)
JT Thor (2021)

11

Jack Sanderson (1946)
Bill Mobberly (1951)
Vince Dooley (1952)
Kay Slayden (1953)
Brownie Nelson (1955-56)
Sam Bowen (1958)
Joe Woods (1959)
George Cochran (1960)
John Burnett (1961-63)
Herbert Greene (1964-65)
Bill Turner (1974-75)
Mark Barnhizer (1977-79)
Greg Turner (1981-84)
Rodney Turner (1985)
Melvin Haralson (1986-87)
David Williams (1988)
Wesley Person (1991-94)

Phillip Thomas (1996)
Reggie Sharp (2000-01)
Derrick Bird (2002-03)
Josh Wallace (2010-13)
Dion Wade (2014)

12

Connie McKelvey (1947)
Erskine Russell (1947-48)
Don Lanford (1949-51)
Travis Beatty (1953)
Bobby Tucker (1956-58)
Porter Gilbert (1959-61)
Larry Cart (1963-65)
Bob Miller (1966-68)
Mike Newell (1969)
Pat Cowart (1970-71)
Mike Christian (1972-74)
Odell Mosteller (1982-83)
Gerald White (1984-87)
Johnny Benjamin (1989)
Mitch Taylor (1992)
Leonard Smith (1993-94)
Alex Franco (1995)
Jay Heard (1999-2000)
Moses Edun (2004-06)
DeWayne Reed (2007-10)
Nick Pellar (2013)
K.C. Ross-Miller (2015)
Tyler Harris (2016)
LaRon Smith (2017)
Devontae Williams (2018)
J'Von McCormick (2019)
Lior Berman (2020-21)

13

Jack Glasgow (1948-50)
Sam Fitten (1982)
Chuck Johnson (1983)
Ritchie Welsh (1984)
Mike Jones (1986-88)
Bryant Smith (1996-99)
Brandon Robinson (2002-04)
Matt Heramb (2007-08)
Tahj Shamsid-Deen (2014-15)
Desean Murray (2017-18)
Babatunde Akingbola (2020-21)

14

Ted Krezmenski (1946)
Roy Brawner (1949-51)
Inman Veal (1952)
Walt Stoudemire (1953)
Jim Naftel (1955-56)
Jerry Hart (1958)
Jimmy DeVenney (1960)
Myles Patrick (1975-78)
Roy McGrew (1979-80)
Tim James (1982-83)
Johnny Lynn (1985-88)

Reggie Gallon (1989-93)
Charlton Barker (2000-02)
Michael O'Connor (2005)
Drew Smith (2006-09)
Antoine Mason (2015)
Malik Dunbar (2018)
Preston Cook (2019-20-21)

15

Jack Powell (1946)
George Hill (1949-51)
Bill Fickling (1952-54)
Robert Burgess (1955)
Terry Chandler (1956-58)
Tommy Henderson (1959)
Tim Pearson (1963-65)
Alex Howell (1966-68)
John Mengelt (1969-71)
Rex Howell (1973)
Paul Seymour (1975)
Ted Henderson (1976-77)
Thad Burgess (1979)
Kyle Anderson (1983)
Frank Ford (1984-87)
Kelvin Ardister (1989)
Larry Patrick (1990-91)
Leonard Smith (1992)
Lance Weems (1993-96)
Jimbo Tolbert (mgr.), (2000)
Danny Wicke (2003)
Brett Howell (2005-06)
Tony Neysmith (2010-12)

16

Miller (1947)

17

Jack Colbert (1946)
Diffley (1947)

18

Herbert Burton (1942)
Ray Williams (1946)

20

Ernest Pappas (1937-39)
Frank Mancini (1940-42)
Dick O'Cain (1946)
John Logue (1953)
Byrd Whigham (1954-55)
Bayward McManus (1958-60)
Larry Chapman (1961-64)
Tee Faircloth (1965-67)
Barry Timmerman (1968)
Jimmy Walker (1969-71)
Tim Beavers (1972-74)
Wayne Bracy (1975-78)
Aundrae Davis (1987)
Dustin Hester (1988-90)
Shawn Stuart (1993-94)
Mike Springfield (1995-96)
Danny Wicke (2004)
Frankie Sullivan (2009-10)
Alex Thompson (2014-15)
Jonathan Walker (2016)
Samir Doughty (2018)
Myles Parker (2019-20)
Carter Sobera (2021)

21

Crawford Holmes (1937-39)
Quentin Burgess (1945-46)
Andy Robinson (1949)
Bill Walters (1950-51)
Jack Turner (1953-54)
Henry Sturkie (1954-57)
Jimmy Lee (1957-59)
Bill Ross (1960-62)
Billy Biles (1963)
Mike Keeble (1964)
Tom Perry (1967-69)
Greg Austin (1970)
Jimmy Elliot (1972)
Bob Mandula (1974-76)
Bubba Price (1977-80)
Mark Reed (1982)
Mark Cahill (1983-84)
Rob Jones (1986-87)
Ronnie Battle (1989-93)
Adam Harrington (2001-02)
Quinnel Brown (2004-05)
Rasheem Barrett (2006-09)
Shareif Adamu (2013)
Malcolm Canada (2014)
Patrick Keim (2016-18)
Will Macoy (2020)
Ty Cressman (2021)

22

Tommie Edwards (1937-39)
Fagan Canzoneri (1941)
Shag Hawkins (1942)
Joe Womack (1946)
Jack Glasgow (1948-51)
Dan Pridgen (1949-50)
Doyle Haynes (1954)
R.T. Lee (1956)
Henry Sturkie (1956-57)
Ray Groover (1958-61)
John Blackwell (1962-64)
Bobby Buisson (1965-67)
Carl Shetler (1968-70)
Gary England (1971-73)
Eddie Johnson (1974-77)
Eric Stringer (1978-81)
Randall Ridley (1982)
Robert Leak (1983)
John Caylor (1987-90)
Wes Flanigan (1994-97)
Marin Bota (2001)
Lewis Monroe (2002-04)
Scott Campbell (2005)
Kenny Gabriel (2010-12)
C.J. Holmes (2013-15)
Zach Allison (2016)
Will Macoy (2017-19)
Allen Flanigan (2020-21)

23

Andrew Curlee (1936-37)
J.P. Streetman (1939-40)
Bob Dunbar (1941)
Marvin Roberts (1946)
Frank Williams (1947)
Dick Webb (1949)
Bob Smith (1951)
Kay Slayden (1954-56)

Jimmy Fibbe (1959-61)
Harvey Johnston (1962)
Tommy Fibbe (1964-66)
Dan Cox (1974-75)
Dom Fucci (1976-77)
Alvin Mumphord (1980-83)
Pete McBee (1988)
Rod Joyce (1990-93)
Leroy Davis (1994-95)
Daymeon Fishback (1997-2000)
Dwayne Mitchell (2002)
Toney Douglas (2005)
Quantez Robertson (2006-09)
Frankie Sullivan (2011-13)
T.J. Lang (2015-17)
Isaac Okoro (2020)
Jaylin Williams (2021)

24

Theron Karge (1937)
Earl Tanner (1940-42)
Rod Lancaster (1946)
Joe Sterling (1947-49)
Roger Weldon (1951-52)
Jim O'Donnell (1953-56)
Ty Samples (1958-59)
John Giblaint (1960)
Gusty Nordgren (1961)
Stan Pietkiewicz (1975-78)
Kenny Carter (1980)
Mark Cahill (1981-82)
Donnie Butcher (1983-84)
Derrick Dennison (1988-90)
Moochie Norris (1995)
Dudley Smith (1998)
Nathan Watson (2002-05)
Quan Prowell (2007-08)
Tay Waller (2009-10)
T.J. Rice (2011-12)
Brian Greene, Jr. (2013)
Jack Purchase (2015)
Anfernee McLemore (2017-20)
Justin Powell (2021)

25

Buddy Crew (1936)
Red Childers (1937-38)
Marvin Motley (1941-42)
Johnny Adcock (1946)
Emmett McAfee (1949)
Gene Hoele (1950)
J.P. Farish Jr. (1951-53)
Jim Diamond (1954-56)
Henry Hart (1957-60)
Bill Tinker (1961-64)
Gary Lambert (1966)
Tim Christian (1967-68)
Henry Harris (1970-72)
Bob Osberry (1973-74)
Kirk Powers (1978-79)
Taylor Hart (1980)
Bill Sawyer (1981-82)
Terry Martin (1984)
Gary Godfrey (1985-86)
Matt Geiger (1988-89)
Marcus Ford (1990)
Mark Hutton (1993)
Tommy Dyer (1994)

Reid Clark (1995-96)
 Kendell Mack (1998)
 Adam Luquire (2007-08)
 Jake Drum (2009-12)
 Jordon Granger (2013-16)
 Mike Cohen (2017)
 Brett Easterling (2018)
 Chandler Leopard (2021)

26

Bill Dudley (1938)

27

Frank Hamm (1937)
 Billy Ray (1946)
 Ray Williams (1946-48)

28

Joel Eaves (1935-37)

29

Cecil Wallace (1937-39)
 Tom Martin (1940-41)

30

Rogers (1937)
 Ray Gibson (1938-40)
 John Lockard (1951)
 Mack Lee (1953-54)
 David Vaughn (1959-61)
 Lamar Henry (1962-64)
 Joe Millsap (1965-67)
 Bob Wills (1968-69)
 Brent Sutton (1972-74)
Mike Mitchell (1975-78)
 Randy Price (1982)
 Keenan Carpenter (1988-89)
 Johnathan Lewis (2001)
 Jamaal Arnold (2003)
 Brendon Knox (2009-10)

31

Malvern Morgan (1937-39)
 Leroy Sudduth (1951)
 Johnny Cochran (1952-54)
 Mack Kirkland (1961)
 Curt O'Daniel (1962-65)
 Harold Carden (1966)
 Tim Ash (1970-71)
 David Cunningham (1974-75)
 Vern Strickland (1984-86)
 Richard Smith (1990-91)
 Pat Burke (1993-97)
 Mack McGadney (1999-2002)
 Benas Griciunas (2014)
 Devin Waddell (2015-17)

32

Rex McKissick (1936-38)
 Shag Hawkins (1941)
 Dan Pridgen (1951)
 Jim Martin (1952-54)
 Mack Lee (1955)
Rex Frederick (1957-59)
 Jorge Haeussler (1960)
 Jim Leonard (1961)
 Lee DeFore (1963-66)
 Ron Jackson (1968-70)

Jim Retseck (1971-72)
 Gary Redding (1973-76)
 Darrell Lockhart (1980-83)
 Darren Guest (1985-86)
 Corey Walker (1989)
 Ray Donald (1995-96)
 John Gomillion (1998)
 Rodney Tucker (2003-04)
 Korvotney Barber (2006-08)
 Noel Johnson (2012-13)

33

John Rouche (1937)
 Bob Dickinson (1938-39)
 Bill Dawson (1951)
 Gordon Mummert (1952-53)
 J.B. Bearden (1958)
 Terry Hinote (1960)
 Harvey Johnston (1961)
 John Salter (1962-63)
 Jimmy Montgomery (1965-66)
 Wallace Tinker (1967-69)
 Dan Kirkland (1971-72)
 Glen Moon (1974-76)
 Frank Poindexter (1980-82)
 Tim Tipton (1983)
 Carey Holland (1984-85)
 John Walker (1988)
 Michael Hardin (1992)
 Donny Calton (2000-03)
 Ronny LeMelle (2003-06)
 Earnest Ross (2010-11)
 Chase Maasdorp (2019-20-21)

34

Orville Ginter (1938)
 Ben Park (1942-42)
 Bob Miller (1953-54)
 Manley Johnson (1958)
 John Salter (1961)
 Mack Kirkland (1962-63)
 Randy Thomas (1965-66)
 David Hurt (1967-69)
 Bobby York (1970)
 Mike Pugh (1971)
 Billy Smith (1972)
 Bob Bond (1974-76)
Charles Barkley (1982-84)
 Chris Morris (1985-88)
 Robert McKie (1989-91)
 Cameron Boozer (1992-93)
 Mamadou N'diaye (1997-2000)
 Kyle Davis (2001-04)
 Johnnie Lett (2009-10)
 Devan Cambridge (2020)

35

Bob Fenn (1952-53)
 Bill McGriff (1956-58)
 Leon Posey (1960-62)
 Joe Newton (1963-65)
 Rex Etheridge (1967-68)
 Randall Walker (1967-69)
 Al Leaphart (1970-72)
 Sylvester Davenport (1973)
 Pepto Bolden (1974-77)
 Brian Sheppard (1983)
 Jeff Switzer (1992-93)

Johnathan Lewis (2003-04)
 Ryan Daniel (2005)
 Ryan Brooks (2007-08)
 Ronnie Johnson (2017)
 Devan Cambridge (2021)

40

Dan Fausett (1953)
 Bill Gregory (1956-59)
 John Helmlinger (1960-62)
 Freddie Guy (1963-65)
 Bill Anderson (1967)
 Joe Sigur (1969)
 Tom Bardin (1971)
 Jerry Lamberson (1973)
 Rich Gortney (1974)
 Dale Deschamps (1975-76)
 Michael Rutledge (1984)
 Jeff Moore (1985-88)
 Zane Arnold (1989-91)
 Abe Smith (1999-2000)
 Lincoln Glass (2001-02)
 Doug Merrell (2011)

41

Billy Ingram (1962-63)
 Ronnie Quick (1966-67)
 Mike Scott (1969)
 Mike Poole (1971)
 Albert Johnson (1972-73)
 Emmett Thomas (1974-76)
 Benny Anthony (1977-80)
 Aubrey Wiley (1992-94)
 Alvin Jefferson (1996-97)
 Rob Chubb (2010-13)
 Matthew Atewe (2014)
 Cole Blackstock (2016-19)

42

Bob Wright (1953)
 Thomas Coleman (1956)
 Layton Johns (1961-63)
 Bill Alexander (1968-70)
 Ralph Smith (1971-73)
 Roger Jorgensen (1974-75)
 Cedrick Hordges (1976-77)
 Rich Valavicius (1979-80)
 Adrian Chilliest (1996-99)
 Joey Cameron (2006)
 Francis Aihe (2009)
 Cole Stockton (2015-16)

43

Cameron Boozer (1991)

44

Earl Banks (1978-81)
 Earl Hayes (1982-83)
 Ricky Short (1986)
 Jeffrey McFadden (1987)
 Chris Brandt (1988-92)
 Franklin Williams (1995-98)
 David Hamilton (1999-2000)
 Dwayne Curtis (2004)
 Chris Rogers (2005)
 Dylan Spencer (2010-12)
 New Williams (2016)
 Dylan Cardwell (2021)

45

Bobby Cattage (1978-81)
Chuck Person (1983-86)
 Chuck Simms (1990-91)
 Jeremy Beasley (1997-98)
 Adrian Person (1999)
 Kyle Derozan (2005)
 Adrian Forbes (2011-12)

50

Ray Woodward (1974-75)
 Dennis Tindle (1976-77)
 Doc Robinson (1997-2000)
 Willy Kouassi (2012)
 Austin Wiley (2017-20)

51

Scott Bell (1980)
 Gary Godfrey (1982-83)

52

Joe Baldrian (1975)
 Trey Tate (2016-17)

53

Orenn Fells (2001)
 Matt Baggett (2002)

54

Ernie Magri (1972-73)
 Mike Roach (1974-75)
 Jeff Adams (1976-79)
 Howard Spencer (1984-85)
 Brian Baumgartner (1990)
 Willie Jones (1992)
 Thomas Collier (2018-20)

55

Randy Hughes (1998)
 Chris Lollar (2003-04)

Players Retired Jerseys in **BOLD**

11

Wesley Person (1991-94)



15

John Mengelt (1969-71)



30

Mike Mitchell (1991-94)



32

Rex Frederick (1957-59)



34

Charles Barkley (1982-84)



45

Chuck Person (1983-86)



AUBURN ON TV

#WREAGLE

AUBURN MEN'S BASKETBALL

1949-50	
at Georgia Tech (WSB)	49-65

1959-60	
Kentucky	61-60

1963-64	
Vanderbilt (#5)	81-63

1964-65	
at Vanderbilt	77-105

1965-66	
at LSU	74-66
Kentucky (#1)	64-77

1966-67	
Vanderbilt (#9)	64-51
at Kentucky	58-60

1967-68	
Kentucky (#9)	74-73

1968-69	
Tennessee	71-60

1969-70	
Tennessee	77-64

1970-71	
Florida	85-70
at Alabama	92-76

1971-72	
Alabama	78-79
at Tennessee	70-80

1972-73	
LSU	60-79

1973-74	
LSU	76-87

1974-75	
at LSU	87-78
Florida	76-75
Alabama (#7)	76-70

1975-76	
at LSU	102-86
at Florida	92-86
Georgia	88-79

1976-77	
at LSU	73-77
Tennessee	83-93

1977-78	
at Tennessee	76-80
Alabama	74-81
Mississippi State	85-74

1978-79	
Alabama (#18)	76-83
Mississippi State	72-74
vs. Vanderbilt*	59-53
vs. Georgia*	95-91 (4OT)
vs. Tennessee* (#20)	65-74

1979-80	
at Kentucky	65-67
at Ole Miss (NBC)	54-71
Vanderbilt	73-77
vs. Georgia*	79-71
vs. Kentucky*	61-69

1980-81	
LSU (#5)	64-74
Florida (NBC)	50-55
vs. Florida*	48-50 (OT)

1981-82	
Florida	80-60
Mississippi State (NBC)	62-49
Kentucky (#9)	83-81 (OT)
vs. Mississippi State*	38-36 (OT)
vs. Kentucky* (#15)	66-89

1982-83	
at UAB (Ind.)	63-61
at Florida	75-92
at Vanderbilt	62-64
Georgia	66-64
at Tennessee (ESPN)	74-82
LSU (NBC)	61-87
Ole Miss (ESPN)	82-59
vs. Alabama*	61-62

1983-84	
at UAB (ESPN)	62-69 (OT)
vs. Wake Forest (#10) (ESPN)	67-76
Florida	82-66
Kentucky(#2)(WTBS)	82-63
at Georgia	86-90
LSU (#10) (WTBS)	80-78
Ole Miss (USA)	60-50
at Florida	67-65
at Kentucky (#6)	64-84
at Vanderbilt (ESPN)	73-67
at LSU (CBS)	80-81
Mississippi State (WTBS)	68-53
Alabama	83-70
vs. Vanderbilt*	59-58
vs. Tennessee*	60-58

vs. Kentucky* (#3)	49-51
vs. Richmond+ (ESPN)	71-72

1984-85	
vs. UAB (ESPN)	61-59
vs. VCU (Ind.)	59-78
at Kentucky (WTBS)	61-68
Ole Miss (USA)	93-73
Kentucky (NBC)	47-49 (OT)
Georgia (USA)	84-86
vs. Ole Miss*	68-60
vs. LSU*	58-55
vs. Florida*	43-42
vs. Alabama* (NBC)	53-49 (OT)
vs. Purdue+ (ESPN)	59-58
vs. Kansas+ (#13) (CBS)	66-64
vs. North Carolina+ (#7)(CBS)	56-62

1985-86	
vs. West Virginia (Ind.)	58-75
at UAB (#16) (ESPN)	56-62
at Mississippi State	72-56
at Alabama (USA)	56-60
Florida (USA)	67-65
at Tennessee	79-80
Alabama (#18) (ESPN)	71-69
at Georgia (ESPN)	87-86 (OT)
vs. Mississippi State*	63-65
vs. Arizona+ (CBS)	73-63
vs. St. John's+ (#4) (CBS)	81-65
vs. UNLV+ (#11) (CBS)	70-63
vs. Louisville+ (#7) (CBS)	76-84

1986-87	
at Mississippi State	66-52
at Alabama (#13) (USA)	82-88
Ole Miss	85-61
at LSU	73-75
UNLV (#3) (ABC)	85-104
at Kentucky	71-75
Mississippi State (USA)	59-45
Alabama (#12)	75-77
LSU	100-62
vs. Kentucky*	79-72
vs. Alabama* (#9)	68-87
vs. San Diego+ (CBS)	62-61
vs. Indiana+ (#3) (CBS)	90-107

1987-88	
vs. Villanova (USA)	65-64
Florida	72-67
at Kentucky (#1) (ESPN)	53-52
Mississippi State	65-57
LSU	69-78
at Florida (#10) (ESPN)	58-57
Georgia	64-57
at Alabama	77-82

vs. Georgia*	60-65
vs. Bradley+ (#11) (ESPN)	90-86
vs. Oklahoma+ (#8) (CBS)	87-107

1988-89

at Vanderbilt (ESPN)	77-93
at Mississippi State	56-69
Georgia (ESPN)	62-75
at Tennessee	72-89
at Alabama (ESPN)	58-74
at Georgia	76-80
vs. Ole Miss*	68-80

1989-90

at Ole Miss	72-80
Tennessee	89-83
at LSU (#11)	71-82
at Vanderbilt (ESPN)	87-74
vs. LSU* (#11)	78-76
vs. Alabama*	71-87

1990-91

Alabama (ESPN)	56-68
at Ole Miss	62-60
Vanderbilt	59-80
Kentucky (#10) (ESPN)	81-89
Tennessee (ESPN)	74-65
Georgia	77-86
vs. LSU* (#16)	92-77
vs. Alabama* (#24)	59-77

1991-92

at UNLV (SportsChannel)	82-85
at Ole Miss	96-83
at Vanderbilt (ESPN)	83-89
Kentucky (#19)	67-85
Arkansas (#9)	74-82

1992-93

Florida	73-76
at South Carolina (ESPN)	83-81
Tennessee	88-75
Vanderbilt (#15)	70-73
at Kentucky (#2) (SportSouth)	78-80
Arkansas (#13)	81-80
vs. Tennessee*	76-78

1993-94

at LSU	72-83
Mississippi State	86-91 (OT)
at Ole Miss	85-88 (2OT)
Alabama (ESPN)	69-74
Kentucky (#7) (ABC)	74-91
at Miss. State (SportSouth)	76-65
vs. Vanderbilt*	81-56
vs. Alabama*	55-83

1994-95

at UAB (WBMG-TV)	60-54
at Kentucky (#6)	64-98
Ole Miss (ESPN)	88-74
LSU	73-76
Arkansas (#4) (ABC)	104-90
Florida (#23) (SportsCh.)	77-71
at Alabama (#20)	63-65
at Miss. State (#21)(SS)	70-69

vs. South Carolina*	81-66
vs. Kentucky (#3)*	81-93

1995-96

vs. Louisville(#13)(WDRB-TV)	82-78
Arkansas	101-76
LSU	95-87
at Vanderbilt	62-76
at Florida (SportsSouth)	73-70
at Arkansas	77-87
Kentucky (#1) (ESPN)	73-88
at Mississippi State	51-67
vs. Vanderbilt*	68-65
vs. Mississippi State* (#25)	58-69

1996-97

at UAB (WBMG-TV)	57-64
vs. Murray State (FSS)	86-72
Arkansas	55-56
Florida	79-65
Kentucky (#4)	53-77
at Georgia (CBS)	48-53
Alabama (ESPN)	72-62
at Arkansas (ESPN)	42-75
Vanderbilt (FSS)	61-75
at Alabama (FSS)	50-55
Ole Miss	63-71
vs. Tennessee*	67-54
vs. Kentucky* (#6)	50-92

1997-98

vs. Temple (#24) (FSS)	42-68
Alabama	94-40
South Carolina (#14)	56-61
Ole Miss (#12) (FSS)	68-67
Mississippi State	68-66 (OT)
at Florida (Sunshine)	64-81
at Arkansas (#18)	83-107
Kentucky (#7)	58-83
vs. Florida*	64-68

1998-99

at Hawaii (KFVE-TV)	84-57
at Florida State (FSS)	80-68
Wofford (CSS)	79-51
at Navy (FoxNet)	88-70
Bethune-Cookman (CSS)	99-46
Tennessee (CSS)	90-62
Arkansas (#18)	83-66
Florida (CBS)	88-69
at Kentucky (#7)	62-72
at Alabama (CSS)	73-58
Mississippi State (CSS)	64-54
at Georgia	85-74
LSU (FSS)	80-54
Ole Miss (ESPN)	95-66
Alabama (CSS)	102-61
at Arkansas	88-104
vs. Alabama*	93-61
vs. Kentucky* (#14)	57-69
vs. Winthrop+ (CBS)	80-41
vs. Oklahoma State+ (CBS)	81-74
vs. Ohio St.+ (#14) (CBS)	64-72

1999-00

UAB (FSS)	65-59
Arkansas-Pine Bluff(CSS)	100-44
vs. Stanford (#7) (KCaI9)	58-67
Florida State (FSS)	55-54
vs. Pennsylvania (ESPN)	77-70
Coppin State (CSS)	63-35
vs. Bradley (Comcast)	78-64
Southern Miss (CSS)	56-50
Georgia	67-52
Kentucky (#20) (ESPN)	66-63
at Mississippi State	51-45
South Carolina (CSS)	65-61
at Ole Miss	77-79 (OT)
at Tennessee (#11) (ESPN)	76-105
Mississippi State	73-57
Alabama (CSS)	77-63
Arkansas	73-55
Ole Miss (FSS)	75-72
at Alabama (ESPN)	64-68
at Florida (#9) (CBS)	59-88
LSU (#12)	53-55
at Arkansas (CBS)	55-64
vs. Florida* (#10)	77-70
vs. South Carolina*	77-72 (OT)
vs. Arkansas* (CBS)	67-75
vs. Creighton+ (CBS)	72-69
vs. Iowa State+ (#6) (CBS)	60-79

2000-01

Jacksonville State (CSS)	91-51
Mercer (CSS)	88-92
South Alabama (CSS)	66-68
UL-Lafayette(CSS)	93-86
Grambling (CSS)	104-60
vs. Detroit (Comcast)	75-72
vs. Oregon (ESPN2)	101-97 (OT)
Georgia Southern (FSS)	83-79
Southern Miss (FSS)	73-69
LSU	85-69
Florida (#14) (CSS)	63-65
Arkansas	71-63
at Mississippi State (FSS)	74-85
Alabama (#14) (CSS)	72-69 (OT)
at Kentucky (#15)	78-90
vs. Tennessee* (#24)	66-73
at Purdue@ (ESPN)	61-79

2001-02

vs. Virginia (#7) (Comcast)	72-77
vs. Marshall (Comcast)	78-60
South Alabama (FSS)	73-58
Arkansas (FSS)	77-83
Alabama (#14) (FSS)	59-56
Kentucky (#8) (ESPN)	62-69
at Tennessee	59-82
Mississippi State (JP)	64-72
at Arkansas (JP)	60-62
at Florida (#8) (JP)	61-89
vs. Florida* (#11)	63-81



2002-03

Georgia State (Comcast)	100-71
S.C. State (Comcast)	85-65
Rutgers (FSS)	82-70
Alabama (#9) (JP)	77-68
at Kentucky (#8) (FSS)	51-67
at Georgia (#19) (JP)	79-85
at Alabama (PPV)	68-84
at Ole Miss (FSS)	80-75
Florida (#4) (JP)	70-73
at Mississippi State (#21)	45-67
vs. Tennessee* (JP)	66-53
vs. Kentucky* (#2) (JP)	58-78
vs. St. Joseph's+ (CBS)	65-63
vs. Wake Forest+ (#8) (CBS)	68-62
vs. Syracuse+ (#12) (CBS)	78-79

2003-04

Western Kentucky (FSS)	86-64
Colorado State (FSS)	84-54
Air Force (Comcast)	68-49
at UNLV (ESPN)	69-82
at Vanderbilt	53-59
South Carolina	51-53 (OT)
at Alabama (FSS)	46-69
at Florida (#17) (CBS)	52-68
at Arkansas	52-74
at Ole Miss (FSS)	68-72
Kentucky (#9)	59-68
Alabama (ESPN)	71-72
at Tennessee (FSS)	69-75
at LSU (Comcast)	78-66
vs. Georgia*	59-73

2004-05

vs. Virginia (#24) (FSN)	87-89
Wofford (CSS)	78-85
at Coll. of Charleston (FSN)	76-61
UNLV (ot) (FSN)	87-91
Belmont (CSS)	73-69
Florida (ot) (Sunshine)	78-84
Ole Miss (FSN)	72-79
at Arkansas	59-95
Tennessee (FSN)	62-59
at Kentucky (#5)	73-81
LSU	64-77
Arkansas	77-64
vs. Vanderbilt*	77-73
vs. LSU*	58-89

2005-06

Gardner-Webb (CSS)	70-43
SE Louisiana (CSS)	66-51
Temple (CSS)	73-42
Winthrop (FSN)	64-62
at Vanderbilt (JP)	50-74
Alabama (JP)	52-56
at Florida (#2) (FSN)	57-69
Kentucky (ESPN)	62-71
Georgia (JP)	66-65
at Mississippi State (FSN)	53-71
at Arkansas (FSN)	64-84
LSU (#25) (FSN)	61-65
at Ole Miss (FSN)	58-54
vs. Vanderbilt*	71-76

2006-07

vs. Oklahoma State (CSTV)	65-66
Pittsburgh (#2) (CSS)	66-74
South Alabama (CSS)	82-71
Texas A&M (#13) (CSS)	58-87
at Southern Miss (CSS)	54-56
Vanderbilt (FSN)	68-65
at Kentucky (LFS)	57-84
at LSU (#13) (LFS)	63-65
Tennessee (#22)	83-80
Alabama (#12) (ESPN)	81-57
Florida (#1) (FSN)	66-91
at Arkansas (LFS)	57-65
at Alabama (#25) (FSN)	86-77
at Ole Miss	79-83
vs. Georgia*	65-80

2007-08

vs. George Washington (SS)	74-70
vs. West Virginia (ESPN2)	59-88
vs. Southern (CSS)	71-63
Alabama A&M (CSS)	67-56
Towson (CSS)	79-59
Texas A&M-C.C. (CSS)	76-58
Xavier (FSN)	57-80
Arkansas (ESPN2)	70-76
at Florida (Raycom)	56-72
Ole Miss (#15) (FSN)	80-77
at Alabama (Raycom)	77-97
at Vanderbilt (#18) (FSN)	71-78
Kentucky (Raycom)	63-66
Mississippi State (FSN)	64-83
at Ole Miss (FSN)	90-78
Alabama (CBS)	88-76
South Carolina (FSN)	63-69
at Arkansas (ESPN Classic)	64-77
vs. Vanderbilt* (#17) (Raycom)	82-93

2008-09

at Xavier (CBSCS)	74-81
at Virginia (FSN)	58-56
Alabama A&M (CSS)	82-40
Southeastern La. (CSS)	77-65
Tulane (CSS)	78-53
Florida (Raycom)	65-68
at Kentucky (Raycom)	64-73
at Arkansas (Raycom)	73-51
Tennessee (Raycom)	78-77
Mississippi State (FSN)	91-76
at Mississippi State (FSN)	76-58
at Alabama (ESPN)	77-73
LSU (#11)(Raycom)	69-53
vs. Florida* (Raycom)	61-58
vs. Tennessee* (Raycom/ESPN)	85-94
Baylor@ (ESPN)	72-74

2009-10

Virginia (CSS)	68-67
at Florida State (FSN)	72-76
Sam Houston State (CSS)	89-107
South Carolina (SECN)	71-80
at Tennessee (ESPN2)	55-81
Kentucky (SECN)	67-72
at LSU (SECN)	84-80
at Vanderbilt (SECN)	74-82
Ole Miss (ESPN2)	74-84

Alabama (SECN)	58-57
at Arkansas (SECN)	79-82 (OT)
Georgia (CSS)	82-63
at Mississippi State (FSN)	75-85 (OT)
at Florida (ESPN)	70-78
Arkansas (FSN)	92-83
at Ole Miss (SECN)	75-85
LSU (FSN)	74-59
Mississippi State (SECN)	89-80
at Alabama (SECN)	61-73
vs. Florida* (SECN)	69-78

2010-11

Middle Tennessee State (CSS)	68-66
vs. Rutgers (ESPN2)	54-63
at South Florida (ESPN2)	49-61
Florida State (FSN)	65-60
LSU (FSN)	55-62
at Kentucky (#13) (ESPN2)	54-78
at Mississippi State (FSN)	66-85
Florida (ESPN)	40-45
Alabama (CSS)	58-68
at Arkansas (ESPN2)	64-73
at South Carolina (SECN)	79-64
Tennessee (ESPN2)	56-69
at Georgia (SECN)	72-81 (OT)
Mississippi State (FSN)	65-62
at Ole Miss (SECN)	59-90
Vanderbilt (#18) (SECN)	60-77
at Alabama (SECN)	49-51
Arkansas (SECN)	55-57
Ole Miss (SECN)	76-73
at LSU (FSN)	60-51
Georgia* (SECN)	51-69

2011-12

at Seton Hall (ESPN2)	59-81
South Florida (CSS)	52-40
at Hawaii (ESPN2)	65-62
vs. Long Beach State (ESPN2)	43-64
vs. UTEP (ESPN2)	76-83
Georgia Southern (CSS)	78-75
at Vanderbilt (SECN)	35-65
Kentucky (#2) (SECN)	53-68
Ole Miss (SECN)	69-68 (2ot)
at LSU (ESPN2)	58-65 (ot)
South Carolina (SECN)	63-52
at Arkansas (CSS)	53-56
at Tennessee (ESPN2)	49-64
Georgia (SECN)	59-51
at Miss. St. (#19) (SECN)	88-91
Alabama (ESPN2)	50-68
at Ole Miss (FSN)	54-61
Mississippi State (#23) (FSN)	65-55
at Florida (#11) (ESPN2)	47-63
Arkansas (SECN)	71-77
at Alabama (SECN)	49-55
LSU (CBS)	67-52
Ole Miss* (SECN)	54-68

2012-13

vs. Murray State (ESPN3)	59-79
at Col. of Charleston (ESPN3)	55-51
Season/Opponent	AU-Opp
vs. Dayton (ESPN3)	63-73
at Boston College (ESPN3)	49-50

DePaul (ESPNU)	76-80
Winthrop (CSS)	67-74
vs. Illinois (--,12) (BTN)	79-81
Florida State (FSN)	78-72
LSU (CSS)	68-63
at South Carolina (SECN)	74-71
at Arkansas (SECN)	80-88 (2OT)
Kentucky (ESPNU)	53-75
at Vanderbilt (ESPN3)	61-73
Ole Miss (--,23) (FSN)	61-63
at Georgia (CSS)	49-57
at Missouri (--,17) (SECN)	77-91
Alabama (SECN)	49-37
at Kentucky (SECN)	62-72
Arkansas (CSS)	75-83
Florida (--,7)(SECN)	52-83
Texas A&M (ESPN3)	56-65
at Ole Miss (FSN)	55-88
at Alabama (ESPNU)	43-61
Vanderbilt (ESPN2)	55-62
Tennessee (CSS)	75-82
at Mississippi State (FSN)	71-74 (OT)
vs. Texas A&M* (SECN)	62-71

2013-14

at Iowa State (ESPNU)	70-99
vs. Iowa (FSN)	62-81
Clemson (FSN)	66-64
Boston College (CSS)	77-67
Ark.-Pine Bluff (CSS)	91-59
at Ole Miss (ESPN2)	62-65
Missouri (ESPNU)	68-70
at Tennessee (CSS)	67-78
Florida (SEC-TV)	61-68
at Mississippi State (ESPN3)	74-82
at Arkansas (FSN)	67-86
Alabama (ESPN3)	74-55
Georgia (SEC-TV)	74-67
at South Carolina (ESPN3)	79-74
at LSU (SEC-TV)	80-87
Kentucky (SEC-TV)	56-64
Mississippi State (SEC-TV)	92-82
Florida (FSN)	66-71
Vanderbilt (FSN)	59-67
South Carolina (FSN)	83-67
at Alabama (ESPNU)	57-73
Tennessee (SEC-TV)	54-82
at Texas A&M (SEC-TV)	69-64
vs. South Carolina* (SEC-TV)	56-74

2014-15

Milwaukee (ESPNU)	83-73
at Colorado (ESPN2)	59-90
Louisiana (FSN)	105-80
vs. Tulsa (ESPNU)	35-53
vs. Oregon State (ESPN3)	71-69
at Texas Tech (SECN)	44-46
Coastal Carolina (FSN)	54-58
at Clemson (ESPN3)	61-72
Winthrop (SECN)	80-62
Xavier (SECN)	89-82 (2OT)
Texas Southern (SECN+)	61-60
Middle Tennessee (SECN)	64-48
North Alabama (SECN)	82-61
at Vanderbilt (ESPNU)	52-64
Missouri (SECN)	85-79

at Florida (ESPN2)	55-75
South Carolina (SECN)	71-68
Mississippi State (SECN)	71-78
at Alabama (SECN)	55-57
Texas A&M (SECN)	61-71
at Tennessee (ESPN2)	63-71
at LSU (ESPN2)	81-77
Ole Miss (SECN)	79-86
Arkansas (#23) (ESPNU)	87-101
at Georgia (FSS)	69-68
Alabama (ESPNU)	68-79
at Kentucky (-,1) (ESPN)	75-110
LSU (ESPNU)	61-84
at Texas A&M (SECN)	55-80
at Missouri (SECN)	61-63
Georgia (SECN)	61-64
vs. Mississippi State* (SECN)	74-68
vs. Texas A&M* (SECN)	66-59
vs. LSU* (SECN)	73-70 (OT)
vs. Kentucky* (#1) (ESPN)	67-91

2015-16

UAB (SECN+)	75-74
Colorado (ESPN)	84-91
Georgia Southern (SECN+)	92-62
Northwestern State (SECN)	119-81
at Coastal Carolina (BigSouthNet)	81-78
at Middle Tenn. St. (MTSU)	81-88 (OT)
Mercer (SECN)	78-71
at Xavier (#10) (FS1)	61-85
vs. New Mexico (ESPNU)	83-78
vs. Harvard (ESPNU)	51-69
at Hawai'i (ESPN2)	67-79
Tennessee (CBS)	83-77
South Carolina (SECN)	69-81
at Missouri (ESPN2)	61-76
at Vanderbilt (ESPNU)	57-75
Kentucky (#13) (ESPN)	75-70
Alabama (SECN)	83-77
at Florida (SECN)	63-95
at Ole Miss (SECN)	63-80
Oklahoma State (ESPN2)	63-74
LSU (SECN)	68-80
at Georgia (SECN)	55-65
at Tennessee (SECN)	45-71
Vanderbilt (ESPN2)	57-86
at Arkansas (SECN)	90-86
Ole Miss (SECN)	59-69
Georgia (SECN)	84-81
at Alabama (SECN)	57-65
Texas A&M (#18) (ESPNU)	63-81
at Mississippi State (SECN)	66-79
vs. Tennessee* (SECN)	59-97

2016-17

North Florida (SECN+)	83-66
Georgia State (SECN)	83-65
Eastern Kentucky (SECN)	85-64
vs. Texas Tech (CBSSN)	67-65
vs. Purdue (#17) (CBSSN)	71-96
USC Upstate (SECN+)	90-83
at UAB (beIN)	74-70
vs. Boston College (FS1)	71-72
Coastal Carolina (SECN)	117-72
Mercer (SECN)	76-74
vs. Oklahoma (CBSSN)	74-70

at UConn (ESPN2)	70-67 (OT)
Georgia (ESPNU)	84-96
at Vanderbilt (SECN)	61-80
Ole Miss (SECN)	85-88
at Missouri (SECN)	77-72
at Kentucky (#6) (ESPN)	72-92
LSU (SECN)	78-74
Alabama (ESPN2)	84-64
at South Carolina (#23) (SECN)	69-98
at TCU (ESPNU)	88-80
Tennessee (SECN)	77-87
at Alabama (SECN)	82-77
Mississippi State (ESPNU)	98-92
at Ole Miss (SECN)	84-90
Florida (#13) (SECN)	95-114
at Texas A&M (ESPNU)	62-81
at LSU (SECN)	98-75
Arkansas (SECN)	68-79
at Georgia (SECN)	78-79
Missouri (SECN)	89-78
vs. Missouri* (SECN)	83-86 (OT)

2017-18

vs. Indiana State (ESPNU)	83-64
vs. Temple (ESPN2)	74-88
vs. Hofstra (ESPNU)	89-78
Winthrop (SECN)	119-85
at Dayton (CBS Sports)	73-60
UAB (SECN)	85-80
vs. Middle Tennessee (SECN)	76-70
UConn (ESPN2)	89-64
Cornell (SECN)	98-77
at Tennessee (#23) (ESPNU)	94-84
Arkansas (#22) (ESPNU)	88-77
Ole Miss (ESPNU)	85-70
at Mississippi State (SECN)	76-68
at Alabama (SECN)	71-76
Georgia (SECN)	79-65
at Missouri (SECN)	91-73
LSU (SECN)	95-70
at Ole Miss (SECN)	79-70
Vanderbilt (SECN)	93-81
Texas A&M (ESPN2)	80-81
at Georgia (SECN)	78-61
Kentucky (ESPN2)	76-66
at South Carolina (SECN)	75-84
Alabama (SECN)	90-71
at Florida (SECN)	66-72
at Arkansas (SECN)	82-91
South Carolina (SECN)	79-70
vs. Alabama* (ESPN)	63-81
vs. College of Charleston+ (truTV)	62-58
vs. Clemson (#20)+ (TBS)	53-84

2018-19

South Alabama (SECN)	101-58
Washington (#25) (SECN)	88-66
vs. Xavier (ESPN2)	88-79 (OT)
vs. Duke (#1) (ESPN)	72-78
vs. Arizona (ESPN2)	73-57
UNC Asheville (SECN)	67-41
Dayton (SECN)	82-72
vs. UAB (CBSSN)	75-71 (OT)
at NC State (ESPN2)	71-78
Murray State (SECN)	93-88
at Ole Miss (ESPN2)	67-82

Georgia (ESPN2)	93-78
at Texas A&M (ESPNU)	85-66
Kentucky (#12) (ESPN)	80-82
at South Carolina (SECN)	77-80
at Mississippi State (#22) (SECN)	84-92
Missouri (SECN)	92-58
Alabama (ESPN2)	84-63
Florida (ESPNU)	76-62
at LSU (#21) (ESPN2)	78-83
Ole Miss (SECN)	55-60
at Vanderbilt (ESPNU)	64-53
Arkansas (SECN)	79-56
at Kentucky (#4) (CBS)	53-80
at Georgia (ESPNU)	78-75
Mississippi State (ESPNU)	80-75
at Alabama (ESPNU)	66-60
Tennessee (#5) (ESPN)	84-80
vs. Missouri* (SECN)	81-71
vs. South Carolina* (ESPN)	73-64
vs. Florida* (ESPN)	65-62
vs. Tennessee* (#8) (ESPN)	84-64
vs. New Mexico State+ (TNT)	78-77
vs. Kansas+ (#17) (TBS)	89-75
vs. North Carolina+ (#3) (TBS)	97-80
vs. Kentucky+ (#7) (CBS)	77-71 (OT)
vs. Virginia+ (#2) (CBS)	62-63

2019-20

Georgia Southern (SECN)	83-74
vs. Davidson (CBSSN)	76-66
at South Alabama (ESPN+)	70-69
CSUN (SECN)	116-70
Colgate (SECN)	91-62
vs. New Mexico (ESPNEWS)	84-59
vs. Richmond (ESPN2)	79-65
Furman (SECN)	81-78 (OT)
vs. Saint Louis (ESPN2)	67-61
NC State (ESPN2)	79-73
Lehigh (SECN)	74-51
Lipscomb (SECN)	86-59
at Mississippi State (SECN)	80-68
Vanderbilt (SECN)	83-79
Georgia (ESPNEWS)	82-60
at Alabama (ESPN2)	64-83
at Florida (CBS)	47-69
South Carolina (ESPNU)	80-67
Iowa State (ESPNU)	80-76
at Ole Miss (ESPNU)	83-82 (2OT)
Kentucky (ESPN) (#13)	75-66
at Arkansas (SECN)	79-76 (OT)
LSU (ESPN) (#18)	91-90 (OT)
Alabama (ESPN2)	95-91 (OT)
at Missouri (ESPN2)	73-85
at Georgia (ESPN2)	55-65
Tennessee (CBS)	73-66
Ole Miss (SECN)	67-58
at Kentucky (CBS) (#8)	66-73
Texas A&M (ESPN2)	75-78
at Tennessee (ESPN2)	85-63

*SEC Tournament
 +NCAA Tournament
 @National Invitation Tournament
 (National Rankings in parenthesis)

2020-21

vs. Saint Joseph's (FS1)	96-91 (OT)
vs. Gonzaga (#1) (FOX)	67-90
at UCF (ESPN+)	55-63
South Alabama (SECN)	90-81
vs. Memphis (ESPNU)	74-71
Texas Southern (SECN+)	80-63
Troy (SECN)	77-41
Appalachian State (SECN)	67-53
Arkansas (ESPN2)	85-97
at Texas A&M (SECN)	66-68
at Ole Miss (SECN)	61-72
Alabama (ESPN2)	90-94
at Georgia (SECN)	95-77
Kentucky (ESPN)	66-59
at Arkansas (SECN)	73-75
at South Carolina (ESPN2)	109-85
Missouri (#12) (ESPN2)	88-82
at Baylor (#2) (ESPN)	72-84
Georgia (SECN)	86-91
Ole Miss (ESPN2)	84-86 (OT)
at Vanderbilt (SECN)	73-67
Kentucky (CBS)	80-82
at LSU (ESPN)	80-104
Florida (ESPN)	57-74
Tennessee (#25) (ESPN)	77-72
Alabama (#8) (ESPN2)	58-70
Mississippi State (SECN)	78-71

TELEVISION SUMMARY

Total TV Games: 708 (354-354, .500)
 Home Games: 321 (203-118, .632)
 Away Games: 245 (71-174, .290)
 Neutral Games: 142 (72-70, .507)

ABC: 3 (1-2, .333)
 BeIN: 1 (1-0, 1.000)
 Big Ten Network: 1 (0-1, .000)
 CBS: 34 (16-18, .470)
 CBSCS/CSTV/CBSSN: 8 (5-3, .625)
 College Sports SE: 18 (18-0, 1.000)
 Comcast (CSS): 39 (26-13, .667)
 NBC: 6 (2-4, .333)
 ESPN: 63 (27-36, .429)
 ESPN2: 47 (17-30, .362)
 ESPN3/+: 15 (8-7, .533)
 ESPNEWS: 2 (2-0, 1.000)
 ESPNU: 44 (20-24, .455)
 ESPN Classic: 1 (0-1, .000)
 Fox: 1 (0-1, .000)
 FS1: 3 (1-2, .333)
 FSN South: 74 (41-33, .554)
 Independent: 14 (8-6, .571)
 SEC Network: 107 (64-43, .598)
 SEC Networ+: 1, (1-0, 1.000)
 SportsChannel: 2 (1-1, .500)
 SportsSouth: 1 (1-0, 1.000)
 Sunshine Network: 2 (0-2, .000)
 TBS: 3 (2-1, .667)
 TNT: 1 (1-0, 1.000)
 truTV: 1 (1-0, 1.000)
 USA: 8 (5-3, .625)
 WTBS: 4 (3-1, .750)

SEC CHAMPIONS

Year	Regular Season Champion (SEC Record, Overall)	Tournament Champion	Year	Regular Season Champion (SEC Record, Overall)	Tournament Champion
1933	Kentucky (8-0, 20-3)	Kentucky	1978	Kentucky (16-2, 30-2)	
1934	Alabama (13-2, 16-2)	Alabama	1979	LSU (14-4, 23-6)	Tennessee
1935	LSU (12-0, 14-1), Kentucky (11-0, 19-2)		1980	Kentucky (15-3, 29-6)	LSU
1936	Tennessee (8-4, 15-6)	Tennessee	1981	LSU (17-1, 31-5)	Ole Miss
1937	Kentucky (5-3, 17-5)	Kentucky	1982	Kentucky (13-5, 22-8)	Alabama
1938	Georgia Tech (9-2, 18-2)	Georgia Tech	1983	Kentucky (13-5, 23-8)	Georgia
1939	Kentucky (5-2, 16-4)	Kentucky	1984	Kentucky (14-4, 29-5)	Kentucky
1940	Kentucky (4-4, 15-6)	Kentucky	1985	LSU (13-5, 19-10)	Auburn
1941	Tennessee (8-3, 17-5)	Tennessee	1986	Kentucky (17-1, 32-4)	Kentucky
1942	Kentucky (6-2, 19-6)	Kentucky	1987	Alabama (16-2, 28-5)	Alabama
1943	Tennessee (6-3, 14-4)	Tennessee	1988	Kentucky (13-5, 27-6)	Vacated
1944	Kentucky (0-0, 19-2)	Kentucky	1989	Florida (13-5, 21-13)	Alabama
1945	Kentucky (4-1, 22-4)	Kentucky	1990	Georgia (13-5, 20-9)	Alabama
1946	Kentucky (6-0, 28-2)	Kentucky	1991	LSU (13-5, 20-10), Miss. State (13-5,20-9)	Alabama
1947	Kentucky (11-0, 34-3)	Kentucky	1992	Arkansas (13-3, 26-8)	Kentucky
1948	Kentucky (9-0, 36-3)	Kentucky	1993	Vanderbilt (14-2, 28-6)	Kentucky
1949	Kentucky (13-0, 32-2)	Kentucky	1994	Arkansas (14-2, 31-3)	Kentucky
1950	Kentucky (11-2, 25-5)	Kentucky	1995	Kentucky (14-2, 28-5)	Kentucky
1951	Kentucky (14-0, 32-2)	Vanderbilt	1996	Kentucky (16-0, 34-2)	Mississippi State
1952	Kentucky (14-0, 29-3)	Kentucky	1997	South Carolina (15-1, 24-8)	Kentucky
1953	LSU (13-0, 25-2)		1998	Kentucky (14-2, 35-4)	Kentucky
1954	Kentucky (14-0, 25-0), LSU (14-0, 21-5)		1999	Auburn (14-2, 29-4)	Kentucky
1955	Kentucky (12-2, 23-3)		2000	Florida (12-4, 29-8), Kentucky (12-4, 23-10)	Arkansas
1956	Alabama (14-0, 21-3)			LSU (12-4, 28-6), Tennessee (12-4, 26-7)	
1957	Kentucky (12-2, 23-5)		2001	Kentucky (24-10, 12-4), Florida (24-7, 12-4)	Kentucky
1958	Kentucky (12-2, 23-6)		2002	Alabama (12-4, 27-8)	Mississippi State
1959	Mississippi State (13-1, 24-1)		2003	Kentucky (16-0, 32-4)	Kentucky
1960	Auburn (12-2, 19-3)		2004	Mississippi State (14-2, 26-4)	Kentucky
1961	Mississippi State (11-3, 19-6)		2005	Kentucky (14-2, 28-6)	Florida
1962	Mississippi State (13-1, 24-1), Kentucky (13-1, 23-3)		2006	LSU (14-2, 27-9)	Florida
1963	Mississippi State (12-2, 22-6)		2007	Florida (13-3, 35-5)	Florida
1964	Kentucky (11-3, 21-6)		2008	Tennessee (14-2, 31-5)	Georgia
1965	Vanderbilt (15-1, 24-4)		2009	LSU (13-3, 27-8)	Mississippi State
1966	Kentucky (15-1, 32-2)		2010	Kentucky (14-2, 35-3)	Kentucky
1967	Tennessee (15-3, 21-7)		2011	Florida (13-3, 29-8)	Kentucky
1968	Kentucky (15-3, 22-5)		2012	Kentucky (16-0, 38-2)	Vanderbilt
1969	Kentucky (16-2, 23-5)		2013	Florida (14-4, 29-8)	Ole Miss
1970	Kentucky (17-1, 26-2)		2014	Florida (18-0, 36-2)	Florida
1971	Kentucky (16-2, 22-4)		2015	Kentucky (18-0, 38-1)	Kentucky
1972	Kentucky (14-4, 21-7), Tennessee (14-4, 19-6)		2016	Texas A&M (13-5, 28-9), Kentucky (13-5, 27-9)	Kentucky
1973	Kentucky (14-4, 20-8)		2017	Kentucky (16-2, 32-6)	Kentucky
1974	Vanderbilt (15-3, 23-3), Alabama (15-3, 22-4)		2018	Auburn (13-5, 26-8) , Tennessee (13-5, 26-9)	Kentucky
1975	Kentucky (15-3, 26-5), Alabama (15-3, 22-5)		2019	LSU (16-2, 28-7)	Auburn
1976	Alabama (15-3, 23-5)		2020	Kentucky (15-3, 25-6)	**Canceled (COVID-19)**
1977	Tennessee (16-2, 22-6), Kentucky (16-2, 26-4)				

#WAR EAGLE



Auburn celebrates winning the 2018 Southeastern Conference Championship

AUBURN MEN'S BASKETBALL

ALL-TIME SEC STANDINGS

WAREAGLE

ALL-TIME OVERALL RECORDS

Team	Yrs.	Won	Lost	Tied	Pct.
Kentucky#	117	2327	728	1	.762
Arkansas	98	1753	988	0	.640
Alabama#	108	1717	1068	1	.616
Tennessee	112	1692	1075	2	.611
Missouri#	115	1649	1192	0	.580
Vanderbilt	118	1626	1204	0	.575
LSU	113	1600	1206	0	.570
Florida#	102	1469	1135	0	.564
Mississippi State	109	1463	1224	0	.544
Auburn	115	1393	1226	1	.532
South Carolina	113	1440	1282	1	.529
Texas A&M	109	1448	1299	0	.527
Georgia#	116	1422	1337	0	.515
Ole Miss	111	1343	1343	0	.500

On-the-court records: AU 1405-1226-1; UK 2318-713-1; UA 1693-1062-1; UG 1439-1327; UF 1457-1127; MO 1656-1182 before NCAA participation was vacated.

UK 2327-729-1; UA 1719-1069-1; UG 1453-1339; UF 1472-1137; MO 1672-1192 before NCAA participation was vacated.

COMPOSITE SEC TOURNAMENT STANDINGS

Team	Years	Titles	Won	Lost	Pct.
Kentucky	59	31	134	27	.832
Alabama	61	7	70	53	.569
Tennessee	60	4	70	56	.556
Arkansas	30	1	28	28	.500
Florida	55	4	46	51	.474
Georgia	61	2	48	58	.453
LSU	61	1	49	60	.450
South Carolina	29	0	21	29	.420
Missouri	7	0	5	7	.417
Vanderbilt	60	2	40	58	.408
Auburn	57	2	34	55	.382
Mississippi State	60	3	33	57	.367
Ole Miss	59	2	32	57	.360
Texas A&M	8	4	8	.333	0

The 2020 SEC Tournament was canceled after two games due to COVID-19 pandemic.

Former Members

Georgia Tech	1	14	18	.438
Tulane	0	12	16	.429
Sewanee	0	0	2	.000

CONFERENCE GAMES ONLY (1933-PRESENT)

Team	Yrs.	Won	Lost	Pct.	Championships
Kentucky	88	1020	293	.777	49
Alabama	88	815	628	.565	8
Tennessee	88	763	588	.565	10
Arkansas	30	263	234	.529	2
LSU	89	711	684	.510	11
Vanderbilt	89	697	679	.507	3
Florida	88	661	666	.498	7
Texas A&M	9	74	80	.481	1
Auburn	88	622	759	.450	3
Mississippi State	88	615	795	.436	6
Georgia	89	561	813	.408	1
South Carolina	30	199	297	.401	1
Ole Miss	88	538	851	.387	0
Missouri	9	49	102	.325	0

Former Members

Georgia Tech	32	201	207	.493	1
Tulane	34	195	252	.436	0
Sewanee	8	3	76	.030	0

On-the-court records: AU 622-759; MO 58-102 before NCAA participation was vacated.

AUBURN MEN'S BASKETBALL

ALL-AMERICANS

1931-32

Jack Stewart College Humor Magazine (Second Team)

1958-59

Rex Frederick Helms Athletic Foundation (Second Team)

1959-60

Henry Hart Helms Athletic Foundation (Second Team)

1965-66

Lee DeFore Helms Athletic Foundation (36-man roster)

1969-70

John Mengelt Helms Athletic Foundation (36-man roster)

1970-71

John Mengelt Helms Athletic Foundation (36-man roster)

1977-78

Mike Mitchell Converse Yearbook (Second Team)

1983-84

Charles Barkley Basketball Times (Second Team)
National Association of Basketball Coaches (Third Team)

1984-85

Chuck Person The Sporting News (second team)
McGregor (Third Team)

1985-86

Chuck Person Basketball Weekly (Second Team)
National Association of Basketball Coaches (Third Team)

1993-94

Wesley Person Associated Press (Honorable Mention)
United States Basketball Writers Association (Honorable Mention)

1998-99

Chris Porter John Wooden Award (First Team)
Basketball Times (First Team)
College Hoops Insider (First Team)
Associated Press (Second Team)
United States Basketball Writers Association (Second Team)

Doc Robinson College Hoops Insider (First Team)
Associated Press (Honorable Mention)



Charles Barkley




Lee DeFore



Rex Frederick



Henry Hart



John Mengelt



Mike Mitchell



Chuck Person




Wesley Person



Chris Porter



Doc Robinson




Jack Stewart

Year	Player	AP	+UPI	*Coaches
1950	Don Lanford, G	2	--	--
	Bill Lynn, F	3	--	--
1951	Don Lanford, G	3	--	--
1954	Bob Miller, F	3	--	--
1955	Bill Kirkpatrick, G	2	1	--
1956	Jim O'Donnell, G	3	--	--
1957	Rex Frederick, C	3	--	--
1958	Rex Frederick, F	1	--	1
	Jimmy Lee, G	3	--	--
1959	Rex Frederick, F	1	--	1
	Jimmy Lee, F	2	--	--
	Henry Hart, G	2	--	--
1960	Henry Hart, F	1	--	1
	David Vaughn, C	3	--	--
1961	Jim Fibbe, F	2	--	1
1926	Layton Johns, C	2	--	1
	Billy Tinker, F	3	--	--
1963	Layton Johns, F	1	--	1
	John Blackwell, G	3	--	--
1964	Lee DeFore, C	3	--	--
1965	Joe Newton, G	1	2	1
	Freddie Guy, F	3	--	--
	Lee DeFore, F	--	3	--
1966	Lee DeFore, C	3	--	--
1967	Alex Howell, G	--	3	--
	Bobby Buisson, G	--	--	1
1968	Wally Tinker, F	--	3	--
1969	John Mengelt, G	2	2	1
	Wally Tinker, F	3	--	1
1970	John Mengelt, G	1	1	1
	Bill Alexander, F	3	--	--
1971	John Mengelt, G	1	1	1
1972	Henry Harris, G	3	--	--
1973	Gary England, G	3	--	--
1974	Eddie Johnson, G	2	2	1
1975	Eddie Johnson, G	2	2	1
	Mike Mitchell, F	3	3	--
1976	Eddie Johnson, G	1	1	1
	Mike Mitchell, F	2	2	1
1977	Mike Mitchell, F	2	2	1
	Eddie Johnson, G	3	3	--
1978	Mike Mitchell, F	1	1	1
	Stan Pietkiewicz, F	2	2	--
1979	Bobby Cattage, C	--	3	--
1982	Charles Barkley, C	2	2	--
	Odell Mosteller, G	--	2	--
1983	Charles Barkley, C	2	2	1
	Darrell Lockhart, F	3	--	--
1984	Charles Barkley, C	1	1	1
	Chuck Person, F	1	1	1
1985	Chuck Person, F	1	1	1
1986	Chuck Person, F	1	1	1
1987	Jeff Moore, C	2	1	1
	Chris Morris, F	2	3	--
	Frank Ford, G	3	--	--
1988	Chris Morris, F	1	1	1
	Jeff Moore, C	--	3	--
1989	Keenan Carpenter, G	2	3	--
1990	Ronnie Battle, G	3	--	1
	Derrick Dennison, F	--	3	--
1991	Ronnie Battle, G	2	3	--
1992	Wesley Person, F	3	--	--

Year	Player	AP	+UPI	*Coaches
1993	Wesley Person, F/G	2	--	1
	Ronnie Battle, G	--	--	1
	Aaron Swinson, C	3	--	2
1994	Wesley Person, G/F	1	--	1
	Aaron Swinson, F/C	2	--	1
1995	Moochie Norris, G	3	--	3
1996	Wes Flanigan, G	3	--	3
	Lance Weems, G	--	--	3
1997	Pat Burke, C	Hon. Mention	--	--
1998	Bryant Smith, F	Hon. Mention	--	--
1999	Chris Porter, F	1	--	1
	Doc Robinson, G	1	--	1
	Bryant Smith, F	2	--	2
	Mamadou N'diaye, C	3	--	--
2000	Doc Robinson, G	1	--	2
	Chris Peorter, F	2	--	2
2001	Jamison Brewer, G	3	--	--
	Marquis Daniels, F	3	--	3
	Adam Harrington, G	--	--	3
2003	Marquis Daniels, F	2	--	2
2004	Marco Killingsworth, F	3	--	2
2005	Toney Douglas, G	3	--	3
2009	Korvotney Barber, F	2	--	2
2013	Chris Denson, G	Hon. Mention	--	2
2015	KT Harrell, G	2	--	2
2018	Bryce Brown, G	1	--	2
2018	Jared Harper, G	2	--	2
2018	Mustapha Heron, G	2	--	--
2019	Bryce Brown, G	--	--	2
2019	Jared Harper, G	2	--	2
2020	Samir Doughty, G	2	--	1
2020	Isaac Okoro, F	--	--	2

* 10-player squad until a 5-member squad in 1993-94
+ Discontinued after 1990-91 season



Rex Frederick became the first Auburn player to earn first-team All-SEC honors in 1957-58 after averaging 16.1 points and 14.8 rebounds.

HONORS AND AWARDS

SEC PLAYER OF THE YEAR

Southeastern Conference Player of the Year awards have been presented since 1965 by both the Associated Press and United Press International (until 1991) and then by the SEC Coaches. Two Auburn players have received that honor:

- 1984 C Charles Barkley (AP and UPI)
- 1999 F Chris Porter (AP and SEC Coaches)

NATIONAL COACH OF THE YEAR

Head coach Cliff Ellis is the only Auburn Basketball coach to be named National Coach of the Year. Ellis won six different National Coach of the Year awards following the 1998-99 season when the Tigers went 29-4, won the SEC Championship and finished the season ranked fourth in the nation by the Associated Press.

Following is a listing of the National Coach of the Year awards Ellis garnered:

- 1999 Cliff Ellis (Associated Press)
(John & Nellie Wooden Award)
(United States Basketball Writers Association)
(Sports Illustrated)
(The Sporting News)
(Basketball News)

SEC COACH OF THE YEAR

Southeastern Conference Coach of the Year awards have been presented since 1960 by the Associated Press, since 1999 by the SEC Coaches, from 1964-98 by the Knoxville News-Sentinel, from 1965-91 by United Press International and from 1974-90 by the Birmingham Tip-Off Club (Rupp Cup).

Since those awards have been presented, five Auburn coaches have been the recipients:

- 1960 Joel Eaves (AP)
- 1975 Bob Davis (UPI)
- 1984 Sonny Smith (AP, UPI, Knoxville News-Sentinel/
Birmingham Tip-Off Club)
- 1988 Sonny Smith (Knoxville News-Sentinel/
Birmingham Tip-Off Club)
- 1990 Tommy Joe Eagles (Knoxville News-Sentinel/
Birmingham Tip-Off Club)
- 1995 Cliff Ellis (Anniston Star)
- 1999 Cliff Ellis (Associated Press/SEC Coaches/
The Birmingham News)

ALL-TIME SEC TEAM

In 1974, the Orlando Sentinel published an All-Time SEC Team as selected by a special panel of sportswriters.

One Auburn player was named to that all-time squad:

- G John Mengelt (Third Team)

TEAM OF THE DECADE

In 1989, the Birmingham Post-Herald and Jackson Clarion-Ledger published a Southeastern Conference Team of the Decade. The Birmingham Post-Herald lineup was selected by a special panel of sportswriters, sportscasters and officials while the Jackson Clarion-Ledger polled the current league coaches.

Two Auburn players were named to the SEC team of the 1980s (first-team selections) by both newspapers:

F Chuck Person, C Charles Barkley

Charles Barkley was also honored as the SEC Player of the Decade by the Birmingham Post-Herald.

SEC ALL-TOURNAMENT TEAMS

From 1933 through 1952, players named to the all-tournament team at the Southeastern Conference Tournament served as the All-SEC squad (a first and second team). The Associated Press began selecting a regular-season All-SEC squad in 1949. In 1956, the league coaches began selecting a 10-man All-SEC roster and United Press International started its all-conference picks in 1965. When the conference tournament resumed in 1979, members of the working press once again began selecting an all-tournament squad in addition to a tourney MVP.

Auburn has received 12 all-tournament honors and three of them have been named MVP:

- 1942 G Shag Hawkins (First Team)
- 1984 C Charles Barkley (MVP), F Chuck Person
- 1985 F Chuck Person (MVP)
- 2000 G Doc Robinson, C Mamadou N'diaye,
F Mack McGadney
- 2009 F Korvotney Barber
- 2015 G KT Harrell
- 2019 G Bryce Brown (MVP), G Jared Harper, F Chuma Okeke

NAISMITH MEMORIAL BASKETBALL HALL OF FAME

Auburn All-American Charles Barkley became the first player from the state of Alabama to be inducted into the Naismith Memorial Basketball Hall of Fame during Enshrinement ceremonies Sept. 8, 2006, in Springfield, Mass.

Joining Barkley in the Class of 2006 were Dominique Wilkins, Joe Dumars, Geno Auriemma, David Gavitt and Sandro Gambo.

One Auburn player has been named to the Basketball Hall of Fame:

- 2006 Charles Barkley

ALABAMA SPORTS HALL OF FAME

Each fall, the Alabama Sports Hall of Fame, consisting of voters across the state of Alabama, chooses inductees. Eight Auburn basketball Tigers have been inducted into the Hall of Fame, most recently former coach Sonny Smith in 2007. Former Athletic Director Jeff Beard and legendary Coach Joel Eaves were the first Tigers inducted in 1974 and 1978, respectively. Located in the Birmingham-Jefferson County Civic Center complex, the Hall houses many of the state's past and present heroes.

Here is a list of Auburn's Alabama Sports Hall of Fame members:

1974	Athletic Director Jeff Beard
1978	Coach Joel Eaves
1995	John Mengelt
2001	Charles Barkley
2003	Rex Frederick
2005	Chuck Person
2005	Jim Fyffe, announcer
2007	Sonny Smith
2011	Henry Hart
2017	Lee DeFore

USBWA MOST COURAGEOUS AWARD

Wes Flanigan was presented the United States Basketball Writers' "Most Courageous Award" at the 1997 NCAA Final Four in Indianapolis. Flanigan, an All-SEC point guard as a junior at Auburn in 1995-96 season, was diagnosed with bone cancer and underwent successful four-hour surgery in May 1996 before his senior season. He returned to the court five months later and ended up leading the 1996-97 Tigers in scoring (11.0) and assists (4.5). Flanigan's story was featured on CBS, ESPN, CNN, FOX SportsSouth, Intersport Television, Atlanta Journal-Constitution, Memphis Commercial Appeal, Louisville Courier-Journal, Arkansas-Democrat Gazette, The State (Columbia, S.C.), every major newspaper in the state of Alabama among others. In fact, Tommy Hicks, a columnist for The Mobile Press-Register, won the Alabama Sports Writers Association's "Herby Kirby Award" in 1997 for the top sports article among Alabama newspapers.

ESPN SILVER ANNIVERSARY ALL-SEC TEAM

Auburn All-American Chuck Person was named to ESPN's "Silver Anniversary All-SEC team," featuring the top five players from the Southeastern Conference over 25 seasons from 1979-80 to 2003-04. It was done as part of ESPN's 25th-anniversary celebration. The team was compiled through a vote of a seven-member panel of media and conference representatives. The five man team consists of F Chuck Person (Auburn), F Jamal Mashburn (Kentucky), C Shaquille O'Neal (LSU), G Chris Jackson (LSU) and G Allan Houston (Tennessee).

HALL OF HONOR

Nine former Tiger players and a friend of the University have been inducted into the Auburn Hall of Honor:

C Bill Alexander, 1968-70
C Frank DuBose, 1927-29
G Joel Eaves, 1935-37, (head coach 1949-63)
F/C Jimmy Fibbe, 1964-66
C/F Rex Frederick, 1957-59
G Henry Hart, 1957-59
G Shag Hawkins, 1940-42
G John Mengelt, 1969-71
C Jack Stewart, 1930-32
Roy B. Sewell, lifetime supporter

ACADEMIC ALL-SEC

Academic All-SEC awards have been presented since 1962. The following qualifications were established in 1978: (1) maintain a "B" average for college career; (2) be in residence a full academic year; (3) be either a starter or top substitute. In 1984, the SEC Academic Honor Roll was established with the following guidelines: (1) have at least a 3.0 grade-point average (on 4.0 scale) for either the past year or for academic career; (2) be at least a sophomore in class standing (freshman redshirts are eligible and transfers must have attended current institution for at least one year); (3) have 24 semester or 36 quarter hours toward a degree; (4) receive a letter for that season.

Auburn players have earned 53 Academic All-SEC honors:

1962	F Bill Ross (First Team)
1965	F Freddie Guy (First Team)
1966	C Randall Walker (Second Team)
1969	F Tom Perry (First Team)
1970	G John Mengelt (First Team), F Bill Alexander (Second Team)
1971	G John Mengelt (First Team)
1974	F Gary Redding (Second Team)
1975	F Gary Redding (First Team)
1976	F Gary Redding (First Team)
1983	F Mark Cahill
1984	F Mark Cahill
1995	F Franklin Williams
1999	G Daymeon Fishback, G Scott Pohlman
2000	F Abe Smith
2002	F Mack McGadney
2003	G Derrick Bird
2004	G Lewis Monroe, G Danny Wicke
2005	G Brett Howell
2006	G Brett Howell
2007	G Drew Smith
2008	G Drew Smith, G Ryan Brooks
2009	G Drew Smith
2010	G Josh Wallace, G Dylan Spencer
2012	G Josh Wallace, G Dylan Spencer, F Bernard Morena
2017	F Cole Blackstock, G Ronnie Johnson, G Patrick Keim, G Tahj Shamsid-Deen, F LaRon Smith, G Cole Stockton, F Trey Tate
2018	F Thomas Collier, G Brett Easterling, G Patrick Keim, G Will Macoy, F Anfernee McLemore, G Davion Mitchell, G Devontae Williams
2019	F Cole Blackstock, F Thomas Collier, G Brett Easterling, G Will Macoy, G Devontae Williams
2020	F Thomas Collier, G Will Macoy, F Anfernee McLemore
2021	C Babatunde Akingbola, G Liore Berman, G Devan Cambridge, G Jamal Johnson, G Chandler Leopard, G Chase Maasdorp, F Jaylin Williams

SEC ALL-FRESHMAN TEAM

Since 1984, the Knoxville News-Sentinel has published the Southeastern Conference All-Freshman Team as selected by league coaches, except for the 2004-05 season when the SEC athletic directors voted it down.

Fourteen Auburn players have received all-freshman honors:

1985	F Chris Morris, C Jeff Moore
1990	G Ronnie Battle, G Reggie Gallon
1991	F Wesley Person
1994	G Wes Flanigan
1995	F Franklin Williams
1997	G Daymeon Fishback, C Mamadou N'diaye
1998	G Scott Pohlman
2002	F Brandon Robinson
2006	G Rasheem Barrett, G Quantez Robertson
2007	G DeWayne Reed
2017	G Mustapha Heron
2020	F Isaac Okoro
2021	G Sharife Cooper

SEC PLAYER OF THE WEEK

Southeastern Conference Player of the Week awards have been presented since 1985 as selected by the league media relations staff. The league office began the SEC Freshman of the Week honor in 2005-06.

Since the inception of the weekly award, Auburn players have received the honor 40 times:

2/11/85	F Chuck Person
2/3/85	F Chuck Person
2/24/85	F Chuck Person
12/87	C Jeff Moore
1/11/88	F Chris Morris
2/29/88	F Chris Morris
2/13/89	G Keenan Carpenter
1/13/91	G Ronnie Battle
2/3/92	G Ronnie Battle
1/18/93	G Ronnie Battle
3/1/93	F/G Wesley Person
12/93	G/F Wesley Person
2/20/94	F/C Aaron Swinson
1/11/98	F Bryant Smith
2/2/98	G Doc Robinson
11/23/98	F Chris Porter
1/11/99	F Chris Porter
2/15/99	G Doc Robinson
11/15/99	C Mamadou N'diaye
1/10/00	G Doc Robinson
1/31/00	F Chris Porter
12/11/00	G Jamison Brewer
12/10/01	F Marquis Daniels
1/19/03	F Marquis Daniels
11/21/04	G Ian Young
2/6/05	G Frank Tolbert
11/13/06	F Korvotney Barber
3/5/07	F Korvotney Barber
11/26/07	G Rasheem Barrett
3/9/09	F Korvotney Barber
3/7/11	F Kenny Gabriel
12/23/13	G KT Harrell
11/17/14	F Cinmeon Bowers
12/22/14	G KT Harrell
1/8/18	G Mustapha Heron
1/29/18	G Mustapha Heron
11/12/18	F Chuma Okeke

11/26/18	G Bryce Brown
12/2/19	C Austin Wiley
1/6/20	G J'Von McCormick

SEC ROOKIE/FRESHMAN OF THE WEEK

Southeastern Conference Rookie of the Week awards were presented from 1988-1992 and were reinstated in the 2005-06 season as selected by the league media relations staff.

Eleven Auburn players received the honor 16 times:

1/21/90	G Reggie Gallon
2/11/90	G Ronnie Battle
12/91	F Wesley Person
2/3/91	F Wesley Person
12/91	F Aaron Swinson
1/20/92	F Aaron Swinson
1/27/92	F Aaron Swinson
1/1/06	G Rasheem Barrett
2/16/09	G Frankie Sullivan
12/17/12	G Jordan Price
12/26/16	G Jared Harper
1/23/17	C Austin Wiley
2/6/17	G Jared Harper
12/4/17	F Chuma Okeke
11/18/19	F Isaac Okoro
12/9/19	F Isaac Okoro
12/4/20	G Justin Powell
1/11/21	G Sharife Cooper

BANQUET AWARDS

In 1990, the late Tommy Joe Eagles initiated a year-end Auburn Basketball Awards Banquet. Eight individual awards are presented, including outstanding rebounder, outstanding defensive player, outstanding offensive player, playmaker award, sixth-man award, academic achievement award and most valuable player. The Paul Lambert and Tommy Joe Eagles Memorial Trophy for leadership is given in memory of Auburn's 15th head basketball coach, Paul Lambert, who died in a hotel fire June 6, 1978, in Columbus, Ga., and Tommy Joe Eagles, who died unexpectedly of a heart attack July 30, 1994, two months after becoming the head coach at New Orleans. Recipients are selected by the coaching staff.

The 2020 banquet was canceled due to the COVID-19 pandemic.

Here's a complete list of awards presented at previous banquets:

PAUL LAMBERT/TOMMY JOE EAGLES MEMORIAL TROPHY

1990	G Reggie Gallon
1991	F Chris Brandt
1992	C Chris Brandt
1993	F Rod Joyce
1994	G Leonard Smith
1995	G/F Ray Donald
1996	G Wes Flanigan
1997	G Wes Flanigan
1998	F Franklin Williams
1999	F Bryant Smith
2000	G Daymeon Fishback
2001	G Scott Pohlman
2002	G Charlton Barker
2003	F Marquis Daniels
2004	G Lewis Monroe
2005	G Nathan Watson
2006	G Ronny LeMelle
2007	G Frank Tolbert
2008	G Frank Tolbert
2009	G Quantez Robertson

2010	G Frankie Sullivan
2011	F Kenny Gabriel
2012	G Frankie Sullivan
2014	G KT Harrell
2015	G KT Harrell
2016	F Tyler Harris
2017	G Mustapha Heron
2018	G Bryce Brown, G Jared Harper, G Mustapha Heron
2019	G Bryce Brown, G Jared Harper, F Chuma Okeke

MOST VALUABLE PLAYER

1990	F Derrick Dennison
1991	G Ronnie Battle
1992	F Wesley Person
1993	F/G Wesley Person
1994	G/F Wesley Person
1995	G Moochie Norris
1996	G Wes Flanigan
1997	C Pat Burke
1998	G Doc Robinson
1999	G Doc Robinson, G Scott Pohlman, C Mamadou N'diaye, F Chris Porter, F Bryant Smith
2000	G Doc Robinson
2001	F Marquis Daniels
2002	F Marquis Daniels
2003	F Marquis Daniels
2004	F Marco Killingsworth
2005	G Nathan Watson
2006	G Ronny LeMelle
2007	G Quantez Robertson
2008	G Quantez Robertson, F Quan Prowell
2009	F Korvotney Barber
2010	G Tay Waller
2011	F Kenny Gabriel
2012	F Kenny Gabriel
2014	G Chris Denson

MOST OUTSTANDING REBOUNDER

1990	C Zane Arnold
1991	C Robert McKie
1992	F Aaron Swinson
1993	F/C Aaron Swinson
1994	F/C Aubrey Wiley
1995	F Chris Davis
1996	C Pat Burke
1997	C Pat Burke
1998	C Mamadou N'diaye
1999	F Chris Porter
2000	C Mamadou N'diaye
2001	G Jamison Brewer
2002	F Kyle Davis
2003	C Kyle Davis
2004	F Brandon Robinson
2005	F Quinnel Brown
2006	F Korvotney Barber
2007	F Korvotney Barber, F Josh Dollard
2008	F Quan Prowell
2009	F Korvotney Barber
2010	F Lucas Hargrove
2011	G Earnest Ross
2012	F Kenny Gabriel

JOHN MENGELT FREE THROW AWARD

2015	G KT Harrell
2016	G Bryce Brown
2017	F Danjel Purifoy
2018	F Desean Murray
2019	G Jared Harper

OUTSTANDING DEFENSIVE PLAYER

1990	F Chris Brandt
1991	C Zane Arnold
1992	C Chris Brandt
1993	F Mark Hutton
1994	G Shawn Stuart
1995	G Wes Flanigan
1996	G Wes Flanigan
1997	G Wes Flanigan
1998	F Bryant Smith
1999	F Bryant Smith
2000	C Mamadou N'diaye
2001	C Kyle Davis
2002	G Derrick Bird
2003	G Derrick Bird
2004	F Quinnel Brown
2005	G Nathan Watson
2006	G Rasheem Barrett
2007	G Quantez Robertson
2008	G Quantez Robertson
2009	G Quantez Robertson
2010	G Frankie Sullivan
2011	G Josh Wallace
2012	F Kenny Gabriel
2014	C Asaahn Dixon-Tatum
2015	G Devin Waddell
2016	F Horace Spencer

OUTSTANDING OFFENSIVE PLAYER

1990	G Ronnie Battle
1991	F Wesley Person
1992	G Ronnie Battle
1993	G Ronnie Battle
1994	F/C Aaron Swinson
1995	G Lance Weems
1996	G Lance Weems
1997	F Franklin Williams
1998	G Scott Pohlman
1999	F Chris Porter, G Doc Robinson
2000	F Chris Porter
2001	G Adam Harrington
2002	G Adam Harrington
2003	F Marco Killingsworth
2004	G Ian Young
2005	G Toney Douglas
2006	G Ronny LeMelle
2007	FG%: Korvotney Barber (.607), FT%: Quan Prowell (.762)
2008	F Quan Prowell
2009	F Korvotney Barber, G Rasheem Barrett, G Tay Waller, G DeWayne Reed
2010	G Tay Waller

PLAYMAKER AWARD

1990	G Reggie Gallon
1991	G Reggie Gallon
1992	G Reggie Gallon, G Champ Wrencher
1993	G Reggie Gallon
1994	G Wes Flanigan
1995	G Moochie Norris
1996	G Wes Flanigan

1997	G Doc Robinson
1998	F Kendell Mack, G Clifton Robinson, G John Gomillion, G Dudley Smith
1999	G Scott Pohlman
2000	F Mack McGadney
2001	G Reggie Sharp
2002	F Marco Killingsworth, G Lewis Monroe
2003	G Lewis Monroe
2004	G Ronny LeMelle
2005	G Ian Young
2006	G Quantez Robertson
2007	G Quantez Robertson
2008	G Quantez Robertson
2009	G DeWayne Reed
2010	G DeWayne Reed
2011	G Josh Wallace
2012	G Josh Wallace
2014	G Tahj Shamsid-Deen
2015	G Cinmeon Bowers

SIXTH-MAN AWARD

1990	F John Caylor, G Champ Wrencher
1991	G Larry Patrick
1992	F Jeff Switzer
1993	F Aubrey Wiley
1994	G Lance Weems
1995	C Pat Burke
1996	F Alvin Jefferson
1997	F Alvin Jefferson
1998	G Daymeon Fishback
1999	F Adrian Chilliast
2000	G Reggie Sharp
2001	G Lincoln Glass, F Abdou Diame
2002	G Dwayne Mitchell
2003	F Brandon Robinson, G Nathan Watson
2004	C Dwayne Curtis
2005	G Frank Tolbert
2006	G Frank Tolbert
2009	F Lucas Hargrove, G Frankie Sullivan
2010	C Brendon Knox
2011	G Tony Neysmith
2012	Auburn Student Body
2014	C Matthew Atewe
2015	G Malcolm Canada
2016	G Bryce Brown
2017	G Ronnie Johnson
2018	F Chuma Okeke
2019	G J'Von McCormick

MOST IMPROVED PLAYER AWARD

2015	F Jordon Granger, G TJ Lang
2016	F Horace Spencer
2017	F Anfernee McLemore
2018	G Bryce Brown
2019	F Chuma Okeke

ACADEMIC ACHIEVEMENT AWARD

1990	F John Caylor
1991	F John Caylor
1992	F Jeff Switzer
1993	G Reggie Gallon
1994	F Franklin Williams
1995	F Franklin Williams
1996	F Franklin Williams
1997	G Daymeon Fishback
1998	F Franklin Williams
1999	G Daymeon Fishback

2000	F Abe Smith
2001	G Charlton Barker
2002	F Mack McGadney
2003	F Marquis Daniels
2004	G Lewis Monroe
2005	G Brett Howell
2006	G Brett Howell
2007	G Drew Smith
2008	G Drew Smith
2009	G Drew Smith
2010	G Josh Wallace
2011	G Josh Wallace, G Dylan Spencer, G T.J. Rice
2012	G Josh Wallace
2014	G Tahj Shamsid-Deen
2015	G Patrick Keim
2016	G Cole Stockton
2017	F Anfernee McLemore
2018	F Anfernee McLemore
2019	F Cole Blacktock

MIKE MITCHELL COURAGE AWARD

2015	G Antoine Mason
2016	G T.J. Dunans
2017	C Austin Wiley
2018	F Anfernee McLemore
2019	F Danjel Purifoy, C Austin Wiley

SONNY SMITH MOST OUTSTANDING TEAMMATE AWARD

2012	F Allen Payne
2014	F Allen Payne
2015	G Patrick Keim
2016	F Jordon Granger
2017	F Danjel Purifoy
2018	G Malik Dunbar, F Horace Spencer
2019	G Malik Dunbar

COACHES' AWARD

2015	G Tahj Shamsid-Deen
2016	C Trayvon Reed
2017	G/F Devin Waddell
2018	F Chuma Okeke
2019	G Bryce Brown

IRON TIGER AWARD

2007	G Quantez Robertson
2008	F Quan Prowell
2009	F Lucas Hargrove, G Josh Wallace, G Quantez Robertson, G Jake Drum
2012	F Rob Chubb
2014	F Devin Waddell, G C.J. Holmes
2015	G KT Harrell
2016	F Cinmeon Bowers
2017	F Anfernee McLemore
2018	G Jared Harper
2019	F Horace Spencer

RISING WATERS ACADEMIC AWARD

2017	F Horace Spencer
2018	G Patrick Keim
2019	F Horace Spencer

STUDENT MANAGER OF THE YEAR AWARD

2019	Michael Wilmot
------	----------------



AUBURN IN THE NBA

#WREAGLE

AUBURN IN THE NBA DRAFT

Year	Rnd	Pick	Name, Pos.	Team
1960	12	82	Henry Hart, G	New York Knicks
1963	4	34	Layton Johns, C	Los Angeles Lakers
1965	4	21	Joe Newton, C	Baltimore Bullets
1966	4	31	Lee DeFore, F	New York Knicks
1971	2	21	John Mengelt, SG	Cincinnati Royals
1972	8	120	Henry Harris, G	Houston Rockets
1973	3	46	Jim Retseck, F	Golden State Warriors
1976	5	73	Gary Redding, F	Portland Trailblazers
1977	3	49	Eddie Johnson, SG	Atlanta Hawks
1978	1	15	Mike Mitchell, SF	Cleveland Cavaliers
	7	133	Stan Pietkiewicz, SG/PG	San Diego Clippers
1979	7	143	Rich Valavicius, F	Houston Rockets
1980	8	170	Rich Valavicius, F	Washington Bullets
1981	6	122	Earl Banks, F	Seattle SuperSonics
	8	165	Bobby Cattage, PF	Utah Jazz
1983	2	35	Darrell Lockhart, C	San Antonio Spurs
	10	211	Odell Mosteller, G	Utah Jazz
1984	1	5	Charles Barkley, PF	Philadelphia 76ers
	9	193	Greg Turner, F/C	Kansas City Kings
1986	1	4	Chuck Person, SF/PF	Indiana Pacers
1987	6	138	Frank Ford, G	Los Angeles Lakers
	7	158	Gerald White, G	Dallas Mavericks
1988	1	4	Chris Morris, SF/SG	New Jersey Nets
	3	58	Jeff Moore, C/F	Charlotte Hornets
	3	63	Mike Jones, F	Milwaukee Bucks
1994	1	23	Wesley Person, SG/SF	Phoenix Suns
2000	1	26	Mamadou N'Diaye, C	Denver Nuggets
	2	55	Chris Porter, SF	Golden State Warriors
2001	2	40	Jamison Brewer, PG/SG	Indiana Pacers
2019	1	16	Chuma Okeke, PF	Orlando Magic
2020	1	5	Isaac Okoro, SF	Cleveland Cavaliers
2021	2	37	JT Thor, F	Detroit Pistons
	2	48	Sharife Cooper, G	Atlanta Hawks

UNDRAFTED FREE AGENTS TO PLAY IN THE NBA

Pat Burke, C
 Marquis Daniels, SG/SF
 Jared Harper, PG
 Adam Harrington, SG
 Myles Patrick, SF
 Aaron Swinson, SF

PLAYED AT AUBURN AND TRANSFERRED

Year	Rnd	Pick	Name, Pos.	Team
1979	3	49	Cedrick Hordges, PF	Chicago Bulls
1992	2	42	Matt Geiger, C	Miami Heat
1996	2	33	Moochie Norris, PG	Milwaukee Bucks
2009	1	29	Toney Douglas, PG/SG	Los Angeles Lakers
2021	1	9	Davion Mitchell, G	Sacramento Kings

AUBURN ROSTER IN THE NBA ALL-TIME

BARKLEY, Charles, F - Philadelphia 76ers (1984-1992), Phoenix Suns (1992-1996), Houston Rockets (1996-2000)
BREWER, Jamison, G - Indiana Pacers (2001-2004), New York Knicks (2004-05)
BURKE, Pat, C - Orlando Magic (2002-03), Phoenix Suns (2006-07)
CATTAGE, Bobby, F - Utah Jazz (1981-82), New Jersey Nets (1985-86)
COOPER, Sharife, G - Atlanta Hawks (2021-Present)
DANIELS, Marquis, G/F - Dallas Mavericks (2003-06), Indiana Pacers (2006-2009), Boston Celtics (2009-2012), Milwaukee Bucks (2012-13)
DOUGLAS, Toney, G - New York Knicks (2009-12), Houston Rockets (2012-13), Sacramento Kings (2012-13), Golden State Warriors (2013-14), Miami Heat (2013-14)
GEIGER, Matt, C - Miami Heat (1992-95), Charlotte Hornets (1995-98), Philadelphia 76ers (1998-2002)
HARPER, Jared G - Phoenix Suns (2019-20), New York Knicks (2020-Present)
HARRINGTON, Adam, G - Dallas Mavericks (2002-03), Denver Nuggets (2002-03)
HORDGES, Cedrick, PF - Denver Nuggets (1980-82)
JOHNSON, Eddie, G - Atlanta Hawks (1977-86), Cleveland Cavaliers (1985-86), Seattle Sonics (1986-87)
LOCKHART, Darrell, C - San Antonio Spurs (1983-84)
MENGLT, John, G - Cincinnati Royals (1971-72), Kansas City-Omaha Kings (1972-73), Detroit Pistons (1972-1976), Chicago Bulls (1976-1980), Golden State Warriors (1980-81)
MITCHELL, Davion, G - Sacramento Kings (2021-Present)
MITCHELL, Mike, F - Cleveland Cavaliers (1978-1982), San Antonio Spurs (1982-88)
MORRIS, Chris, F/G - New Jersey Nets (1988-1995), Utah Jazz (1995-1998), Phoenix Suns (1998-99)
N'DIAYE, Mamadou, C - Toronto Raptors (2000-03), Dallas Mavericks (2003-04), Atlanta Hawks (2003-04), Los Angeles Clippers (2004-05)
NORRIS, Moochie, G - Vancouver Grizzlies (1996-97), Seattle Sonics (1998-99), Houston Rockets (1999-04, 2005-06), New York Knicks (2003-05), New Orleans/Oklahoma City Hornets (2005-06)
OKEKE, Chuma, F - Orlando Magic (2019-Present)
OKORO, Isaac, F - Cleveland Cavaliers (2020-Present)
PATRICK, Myles, F - Los Angeles Lakers (1980-81)
PERSON, Chuck, F - Indiana Pacers (1986-92), Minnesota Timberwolves (1992-94), San Antonio Spurs (1994-98), Charlotte Hornets (1998-99), Seattle Sonics (1999-00)
PERSON, Wesley, G - Phoenix Suns (1994-97), Cleveland Cavaliers (1997-02), Memphis Grizzlies (2002-04), Portland Trailblazers (2003-04), Atlanta Hawks (2003-04), Miami Heat (2004-05), Denver Nuggets (2004-05)
PIETKIEWICZ, Stan, G - San Diego Clippers (1978-81), Dallas Mavericks (1980-81)
PORTER, Chris, F - Golden State Warriors (2000-01)
SWINSON, Aaron, F - Phoenix Suns (1994-95)
THOR, JT, F - Detroit Pistons (2021-Present)

AUBURN MEN'S BASKETBALL

AUBURN IN THE NBA

ALL-TIME NBA HONORS AND AWARDS

NAISMITH MEMORIAL BASKETBALL HALL OF FAME

Charles Barkley (2006)

NBA 50 GREATEST PLAYERS

Charles Barkley

NBA LEAGUE MVP

Charles Barkley (1993)

NBA ROOKIE OF THE YEAR

Chuck Person (1987)

ALL-NBA TEAM

Charles Barkley (1986 - 2nd Team, 1987 - 2nd Team, 1988, 1989, 1990, 1991, 1992 - 2nd Team, 1993, 1994 - 2nd Team, 1995 - 2nd Team, 1996 - 3rd Team)

NBA ALL-DEFENSIVE TEAM

Eddie Johnson (1979 - 2nd Team, 1980 - 2nd Team)

NBA ALL-ROOKIE TEAM

Charles Barkley (1985)

Chris Morris (1989 - 2nd Team)

Chuck Person (1987)

Wesley Person (1995 - 2nd Team)

NBA FINALS PARTICIPANTS

Charles Barkley (1993 - Chicago Bulls def. Phoenix Suns, 4-2)

Chris Morris (1997 - Chicago Bulls def. Utah Jazz, 4-2)

Marquis Daniels (2006 - Miami Heat def. Dallas Mavericks, 4-2)

NBA ALL-STAR GAME PARTICIPANTS

Charles Barkley (1987, 1988, 1989, 1990, 1991, 1992, 1993, 1994, 1995, 1996, 1997)

EDDIE JOHNSON (1980, 1981)

Mike Mitchell (1981)

NBA ALL-STAR GAME MVP

Charles Barkley (1991)

AUBURN IN THE NBA - BY TEAM

ATLANTA HAWKS

DRAFT CHOICES

Year	Rnd	Pick	Name
1977	3	49	Eddie Johnson, G
2021	2	48	Sharife Cooper, G

ALL-TIME ROSTER

Name, Pos.	Years
Sharife Cooper, G	2021-Present
Eddie Johnson, SG	1977-86
Mamadou N'Diaye, C	2003-04
Wesley Person, SG/SF	2003-04

BOSTON CELTICS

ALL-TIME ROSTER

Name, Pos.	Years
Marquis Daniels, SG/SF	2009-12

BROOKLYN NETS

DRAFT CHOICES

Year	Rnd	Pick	Name
1988	1	4	Chris Morris, F/G

ALL-TIME ROSTER

Name, Pos.	Years
Bobby Cattage, F	1985-86
Chris Morris, F/G	1988-95

CHARLOTTE HORNETS

DRAFT CHOICES

Year	Rnd	Pick	Name
1988	3	58	Jeff Moore, C/F

ALL-TIME ROSTER

Name, Pos.	Years
Chuck Person, SF/PF	1998-99

CHICAGO BULLS

ALL-TIME ROSTER

Name, Pos.	Years
John Mengelt, SG	1976-80

CLEVELAND CAVALIERS

DRAFT CHOICES

Year	Rnd	Pick	Name
1978	1	15	Mike Mitchell, F
2020	1	5	Isaac Okoro, F

ALL-TIME ROSTER

Name, Pos.	Years
Eddie Johnson, SG	1985-86
Mike Mitchell, SF	1978-82
Isaac Okoro, SF	2020-Present
Wesley Person, SG/SF	1997-02

DALLAS MAVERICKS

DRAFT CHOICES

Year	Rnd	Pick	Name
1987	7	158	Gerald White, G

ALL-TIME ROSTER

Name, Pos.	Years
Marquis Daniels, G/F	2003-06
Adam Harrington, G	2002-03
Mamadou N'Diaye, C	2003-04
Stan Pietkiewicz, G	1980-81

DENVER NUGGETS

DRAFT CHOICES

Year	Rnd	Pick	Name
2000	1	26	Mamadou N'Diaye, C

ALL-TIME ROSTER

Name, Pos.	Years
Adam Harrington, G	2002-03
Wesley Person, G/F	2004-05

DETROIT PISTONS

DRAFT CHOICES

Year	Rnd	Pick	Name
1977	3	49	Eddie Johnson, G
2021	2	37	JT Thor, F

ALL-TIME ROSTER

Name, Pos.	Years
John Mengelt, G	1972-76
JT Thor, F	2021-Present

GOLDEN STATE WARRIORS

DRAFT CHOICES

Year	Rnd	Pick	Name
1973	3	46	Jim Retseck, F
2000	2	55	Chris Porter, F

ALL-TIME ROSTER

Name, Pos.	Years
Toney Douglas, G	2013-14
John Mengelt, G	1980-81
Chris Porter, F	2000-01

HOUSTON ROCKETS

DRAFT CHOICES

Year	Rnd	Pick	Name
1972	8	12	Henry Harris, G
1979	7	143	Rich Valavicius, F

ALL-TIME ROSTER

Name, Pos.	Years
Charles Barkley, F	1996-00
Toney Douglas, G	2012-13
Moochie Norris, G	1999-04, 2005-06

INDIANA PACERS**DRAFT CHOICES**

Year	Rnd	Pick	Name
1986	1	4	Chuck Person, F
2001	2	40	Jamison Brewer, G

ALL-TIME ROSTER

Name, Pos.	Years
Jamison Brewer, G	2001-04
Marquis Daniels, F	2006-09
Chuck Person, F	1986-92

LOS ANGELES CLIPPERS**DRAFT CHOICES**

Year	Rnd	Pick	Name
1978	7	133	Stan Pietkiewicz, G

ALL-TIME ROSTER

Name, Pos.	Years
Mamadou N'Diaye, C	2004-05
Stan Pietkiewicz, G	1978-81

LOS ANGELES LAKES**DRAFT CHOICES**

Year	Rnd	Pick	Name
1963	4	34	Layton Johns, C
1987	6	138	Frank Ford, G

ALL-TIME ROSTER

Name, Pos.	Years
Myles Patrick, F	1980-81

MEMPHIS GRIZZLIES**ALL-TIME ROSTER**

Name, Pos.	Years
Moochie Nooris, G	1996-97*
Wesley Person, G/F	2002-04

*-played for the Vancouver Grizzlies

MIAMI HEAT**ALL-TIME ROSTER**

Name, Pos.	Years
Toney Douglas, G	2013-14
Wesley Person, G/F	2004-05

MILWAUKEE BUCKS**DRAFT CHOICES**

Year	Rnd	Pick	Name
1988	3	63	Mike Jones, F

ALL-TIME ROSTER

Name, Pos.	Years
Marquis Daniels, G/F	2012-13

MINNESOTA TIMBERWOLVES**ALL-TIME ROSTER**

Name, Pos.	Years
Chuck Person, F	1992-94

NEW ORLEANS PELICANS**ALL-TIME ROSTER**

Name, Pos.	Years
Moochie Norris, G	2005-06

NEW YORK KNICKS**DRAFT CHOICES**

Year	Rnd	Pick	Name
1960	12	82	Henry Hart, G
1966	4	31	Lee DeFore, F

ALL-TIME ROSTER

Name, Pos.	Years
Jamison Brewer, G	2004-05
Toney Douglas, G	2009-12
Jared Harper, G	2020-Present
Moochie Norris, G	2003-05

OKLAHOMA CITY THUNDER**DRAFT CHOICES**

Year	Rnd	Pick	Name
1981*	6	122	Earl Banks, F

*Seattle SuperSonics

ALL-TIME ROSTER

Name, Pos.	Years
Eddie Johnson, G	1986-87*
Moochie Norris, G	1998-99*
Chuck Person, F	1999-00*

*-played with Seattle SuperSonics

ORLANDO MAGIC**DRAFT CHOICES**

Year	Rnd	Pick	Name
2019	1	16	Chuma Okeke, F

ALL-TIME ROSTER

Name, Pos.	Years
Pat Burke, C	2002-03
Chuma Okeke, F	2019-Present

PHILADELPHIA 76ERS**DRAFT CHOICES**

Year	Rnd	Pick	Name
1984	1	5	Charles Barkley, F

ALL-TIME ROSTER

Name, Pos.	Years
Charles Barkley, F	1984-92

PHOENIX SUNS**DRAFT CHOICES**

Year	Rnd	Pick	Name
1994	1	23	Wesley Person, G/F

ALL-TIME ROSTER

Name, Pos.	Years
Charles Barkley, F	1992-96
Pat Burke, C	2006-07
Jared Harper, G	2019-20
Chris Morris, F/G	1998-99
Wesley Person, G/F	1994-97
Aaron Swinson, F	1994-95



PORTLAND TRAIL BLAZERS**DRAFT CHOICES**

Year	Rnd	Pick	Name
1976	5	73	Gary Redding, F

ALL-TIME ROSTER

Name, Pos.	Years
Wesley Person, G/F	2003-04

SACRAMENTO KINGS**DRAFT CHOICES**

Year	Rnd	Pick	Name
1971*	2	21	John Mengelt, SG
1984*	9	193	Greg Turner, F/C
2021	1	9	Davion Mitchell, G

*Kansas City Kings

ALL-TIME ROSTER

Name, Pos.	Years
Toney Douglas, G	2012-13
John Mengelt, G	1971-73*
Davion Mitchell, G	2021

*-played for the Cincinnati Royals & Kansas City-Omaha Kings

SAN ANTONIO SPURS**DRAFT CHOICES**

Year	Rnd	Pick	Name
1983	2	35	Darrell Lockhart, C

ALL-TIME ROSTER

Name, Pos.	Years
Darrell Lockhart, C	1983-84
Mike Mitchell, F	1982-88
Chuck Person, F	1994-98

TORONTO RAPTORS**ALL-TIME ROSTER**

Name, Pos.	Years
Mamadou N'Diaye, C	2000-03

UTAH JAZZ**DRAFT CHOICES**

Year	Rnd	Pick	Name
1981	8	165	Bobby Cattage, F
1983	10	211	Odell Mosteller, G

ALL-TIME ROSTER

Name, Pos.	Years
Bobby Cattage, F	1981-82
Chris Morris, F/G	1995-98

WASHINGTON WIZARDS**DRAFT CHOICES**

Year	Rnd	Pick	Name
1965*	4	21	Joe Newton, C
1980**	8	170	Rich Valavicius

*Baltimore Bullets **Washington Bullets

AUBURN IN THE NBA - CAREER STATS

WAREAGLE

CHARLES BARKLEY

Year	Team	GP	GS	MIN	FGM	FGA	FG%	3FGM	3FGA	3FG%	FTM	FTA	FT%	OREB	DREB	REB	AST	TO	STL	BLK	PF	PTS
1984-85	PHL	82	60	2347	427	783	54.5%	1	6	16.7%	293	400	73.3%	266	437	703	155	209	95	80	301	1148
1985-86	PHL	80	80	2952	595	1041	57.2%	17	75	22.7%	396	578	68.5%	354	672	1026	312	350	173	125	333	1603
1986-87	PHL	68	62	2740	557	937	59.4%	21	104	20.2%	429	564	76.1%	390	604	994	331	322	119	104	252	1564
1987-88	PHL	80	80	3170	753	1283	58.7%	44	157	28.0%	714	951	75.1%	385	566	951	254	304	100	103	278	2264
1988-89	PHL	79	79	3088	700	1208	57.9%	35	162	21.6%	602	799	75.3%	403	583	986	325	254	126	67	262	2037
1989-90	PHL	79	79	3085	706	1177	60.0%	20	92	21.7%	557	744	74.9%	361	548	909	307	243	148	50	250	1989
1990-91	PHL	67	67	2498	665	1167	57.0%	44	155	28.4%	475	658	72.2%	258	422	680	284	210	110	33	173	1849
1991-92	PHL	75	75	2881	622	1126	55.2%	32	137	23.4%	454	653	69.5%	271	559	830	308	235	136	44	196	1730
1992-93	PHX	76	76	2859	716	1376	52.0%	67	220	30.5%	445	582	76.5%	237	691	928	385	233	119	74	196	1944
1993-94	PHX	65	65	2298	518	1046	49.5%	48	178	27.0%	318	452	70.4%	198	529	727	296	206	101	37	160	1402
1994-95	PHX	68	66	2382	554	1141	48.6%	74	219	33.8%	379	507	74.8%	203	553	756	276	150	110	45	201	1561
1995-96	PHX	71	71	2632	580	1160	50.0%	49	175	28.0%	440	566	77.7%	243	578	821	262	218	114	56	208	1649
1996-97	HOU	53	53	2009	335	692	48.4%	58	205	28.3%	288	415	69.4%	212	504	716	248	151	69	25	153	1016
1997-98	HOU	68	41	2243	361	744	48.5%	18	84	21.4%	296	397	74.6%	241	553	794	217	147	71	28	187	1036
1998-99	HOU	42	40	1526	240	502	47.8%	4	25	16.0%	192	267	71.9%	167	349	516	192	100	43	13	89	676
1999-00	HOU	20	18	620	106	222	47.7%	6	26	23.1%	71	110	64.5%	71	138	209	63	44	14	4	48	289
Career		1073	1012	39330	8435	15605	54.1%	538	2020	26.6%	6349	8643	73.5%	4260	8286	12546	4215	3376	1648	888	3287	23757

JAMISON BREWER

Year	Team	GP	GS	MIN	FGM	FGA	FG%	3FGM	3FGA	3FG%	FTM	FTA	FT%	OREB	DREB	REB	AST	TO	STL	BLK	PF	PTS
2001-02	IND	13	0	43	2	5	40.0%	0	1	0.0%	0	0	0.0%	2	6	8	9	3	2	0	3	4
2002-03	IND	10	0	80	9	17	52.9%	0	2	0.0%	4	9	44.4%	5	4	9	18	6	2	1	11	22
2003-04	IND	13	1	160	13	35	37.1%	5	14	35.7%	1	6	16.7%	2	9	11	17	10	7	0	9	32
2004-05	NYK	18	0	185	11	37	29.7%	3	15	20.0%	6	13	46.2%	6	16	22	12	13	8	1	11	31
Career		54	1	465	35	94	37.2%	8	32	25.0%	11	28	39.3%	15	35	50	56	32	19	2	34	89

PAT BURKE

Year	Team	GP	GS	MIN	FGM	FGA	FG%	3FGM	3FGA	3FG%	FTM	FTA	FT%	OREB	DREB	REB	AST	TO	STL	BLK	PF	PTS
2002-03	ORL	62	8	783	113	296	38.2%	1	7	14.3%	40	58	69.0%	57	89	146	23	47	19	25	99	267
2005-06	PHX	42	0	346	63	127	49.6%	2	7	28.6%	13	21	61.9%	21	52	73	16	33	6	13	62	141
2006-07	PHX	23	0	164	23	65	35.4%	6	22	27.3%	8	13	61.5%	12	35	47	5	7	3	2	19	60
Career		127	8	1296	199	488	40.8%	9	36	25.0%	61	92	66.3%	90	176	266	44	87	28	40	180	468

BOBBY CATTAGE

Year	Team	GP	GS	MIN	FGM	FGA	FG%	3FGM	3FGA	3FG%	FTM	FTA	FT%	OREB	DREB	REB	AST	TO	STL	BLK	PF	PTS
1981-82	UTH	49	0	337	60	135	44.4%	0	2	0.0%	30	41	73.2%	22	51	73	7	18	7	0	58	150
1985-86	NJN	29	1	185	28	83	33.7%	1	5	20.0%	35	44	79.5%	15	19	34	4	13	6	0	23	92
Career		78	1	522	88	218	40.4%	1	7	14.3%	65	85	76.5%	37	70	107	11	31	13	0	81	242

MARQUIS DANIELS

Year	Team	GP	GS	MIN	FGM	FGA	FG%	3FGM	3FGA	3FG%	FTM	FTA	FT%	OREB	DREB	REB	AST	TO	STL	BLK	PF	PTS
2003-04	DAL	56	15	1039	203	411	49.4%	11	36	30.6%	60	78	76.9%	66	80	146	116	44	53	12	51	477
2004-05	DAL	60	17	1412	220	504	43.7%	7	35	20.0%	98	133	73.7%	87	129	216	128	86	83	14	124	545
2005-06	DAL	62	29	1766	246	512	48.0%	4	19	21.1%	138	183	75.4%	81	143	224	172	100	67	13	143	634
2006-07	IND	45	4	800	129	281	45.9%	6	26	23.1%	56	80	70.0%	26	56	82	57	55	27	7	56	320
2007-08	IND	74	1	1546	241	561	43.0%	27	102	26.5%	97	139	69.8%	66	146	212	137	112	79	18	121	606
2008-09	IND	54	43	1700	311	689	45.1%	18	90	20.0%	93	129	72.1%	80	168	248	114	94	62	26	120	733
2009-10	BOS	51	4	937	124	249	49.8%	6	28	21.4%	34	56	60.7%	27	68	95	66	42	27	6	91	288
2010-11	BOS	49	0	938	114	232	49.1%	4	21	19.0%	39	57	68.4%	24	89	113	64	38	39	22	63	271
2011-12	BOS	38	0	484	52	143	36.4%	0	10	0.0%	17	23	73.9%	16	50	66	47	28	21	9	36	121
2012-13	MIL	59	33	1085	132	351	37.6%	20	72	27.8%	40	54	74.1%	48	102	150	65	45	51	10	77	324
Career		548	146	11704	1772	3933	45.1%	103	439	23.5%	672	932	72.1%	521	1031	1552	966	644	509	137	882	4319

JARED HARPER

Year	Team	GP	GS	MIN	FGM	FGA	FG%	3FGM	3FGA	3FG%	FTM	FTA	FT%	OREB	DREB	REB	AST	TO	STL	BLK	PF	PTS
2019-20	PHX	3	0	8	1	4	25.0%	0	2	0.0%	0	0	0.0%	0	0	0	0	0	0	0	0	2
2020-21	NYK	8	0	16	0	4	0.0%	0	1	0.0%	3	4	75.0%	0	2	2	1	3	0	0	1	3
Career		11	0	24	1	8	12.5%	0	3	0.0%	3	4	75.0%	0	2	2	1	3	0	0	1	5

AUBURN MEN'S BASKETBALL

ADAM HARRINGTON																						
Year	Team	GP	GS	MIN	FGM	FGA	FG%	3FGM	3FGA	3FG%	FTM	FTA	FT%	OREB	DREB	REB	AST	TO	STL	BLK	PF	PTS
2002-03	DAL	13	0	37	4	17	23.5%	1	3	33.3%	2	2	100%	0	2	2	2	2	1	1	2	11
2002-03	DEN	6	0	74	7	20	35.0%	4	11	36.4%	1	2	50.0%	1	5	6	10	0	1	0	6	19
Career		19	0	110	11	37	29.7%	5	14	35.7%	3	4	75.0%	1	7	8	12	2	2	1	8	30

EDDIE JOHNSON																						
Year	Team	GP	GS	MIN	FGM	FGA	FG%	3FGM	3FGA	3FG%	FTM	FTA	FT%	OREB	DREB	REB	AST	TO	STL	BLK	PF	PTS
1977-78	ATL	79	0	1875	332	686	48.4%	0	0	0.0%	164	201	81.6%	51	102	153	235	168	100	4	232	828
1978-79	ATL	78	0	2413	501	982	51.0%	0	0	0.0%	243	292	83.2%	65	105	170	360	213	121	11	241	1245
1979-80	ATL	79	0	2622	590	1212	48.7%	5	13	38.5%	280	338	82.8%	95	105	200	370	189	120	24	216	1465
1980-81	ATL	75	0	2693	573	1136	50.4%	6	20	30.0%	279	356	78.4%	60	119	179	407	197	126	11	188	1431
1981-82	ATL	68	57	2314	455	1011	45.0%	7	30	23.3%	294	385	76.4%	63	128	191	358	186	102	16	188	1211
1982-83	ATL	61	57	1813	389	858	45.3%	14	41	34.1%	186	237	78.5%	26	98	124	318	156	61	6	138	978
1983-84	ATL	67	43	1893	353	798	44.2%	16	43	37.2%	164	213	77.0%	31	115	146	374	173	58	7	155	886
1984-85	ATL	73	66	2367	453	946	47.9%	22	72	30.6%	265	332	79.8%	38	154	192	566	244	43	7	184	1193
1985-86	ATL/CLE	71	9	1477	284	621	45.7%	29	85	34.1%	112	155	72.3%	30	91	121	333	150	18	2	128	709
1986-87	SEA	24	0	508	85	186	45.7%	5	15	33.3%	42	55	76.4%	11	35	46	115	41	12	1	36	217
Career		675	223	19975	4015	8436	47.6%	104	319	32.6%	2029	2564	79.1%	470	1052	1522	3436	1717	761	89	1706	10163

DARRELL LOCKHART																						
Year	Team	GP	GS	MIN	FGM	FGA	FG%	3FGM	3FGA	3FG%	FTM	FTA	FT%	OREB	DREB	REB	AST	TO	STL	BLK	PF	PTS
1983-84	SAN	2	0	14	2	2	100%	0	0	0.0%	0	0	0.0%	0	3	3	0	2	0	0	5	4
Career		2	0	14	2	2	100%	0	0	0.0%	0	0	0.0%	0	3	3	0	2	0	0	5	4

JOHN MENGELT																						
Year	Team	GP	GS	MIN	FGM	FGA	FG%	3FGM	3FGA	3FG%	FTM	FTA	FT%	OREB	DREB	REB	AST	TO	STL	BLK	PF	PTS
1971-72	CIN	78	0	1438	287	605	47.4%	0	0	0.0%	208	252	82.5%	0	0	148	146	0	0	0	163	782
1972-73	KC/DET	79	0	1647	320	651	49.2%	0	0	0.0%	127	160	79.4%	0	0	181	153	0	0	0	148	767
1973-74	DET	77	0	1555	249	558	44.6%	0	0	0.0%	182	229	79.5%	40	166	206	148	0	68	7	164	680
1974-75	DET	80	0	1995	336	701	47.9%	0	0	0.0%	211	248	85.1%	38	153	191	201	0	72	4	198	883
1975-76	DET	67	0	1105	264	540	48.9%	0	0	0.0%	192	237	81.0%	27	88	115	108	0	40	5	138	720
1976-77	CHI	61	0	1178	209	458	45.6%	0	0	0.0%	89	113	78.8%	29	81	110	114	0	37	4	102	507
1977-78	CHI	81	0	1767	325	675	48.1%	0	0	0.0%	184	238	77.3%	41	88	129	232	124	51	4	169	834
1978-79	CHI	75	0	1705	338	689	49.1%	0	0	0.0%	150	182	82.4%	25	93	118	187	120	46	4	148	826
1979-80	CHI	36	0	387	90	166	54.2%	0	6	0.0%	39	49	79.6%	3	20	23	38	36	10	0	54	219
1980-81	GOS	2	0	11	0	4	0.0%	0	0	0.0%	0	0	0.0%	0	0	0	2	0	0	0	0	0
Career		636	0	12788	2418	5047	47.9%	0	6	0.0%	1382	1708	80.9%	203	689	1221	1329	280	324	28	1284	6218

MIKE MITCHELL																						
Year	Team	GP	GS	MIN	FGM	FGA	FG%	3FGM	3FGA	3FG%	FTM	FTA	FT%	OREB	DREB	REB	AST	TO	STL	BLK	PF	PTS
1978-79	CLE	80	0	1576	362	706	51.3%	0	0	0.0%	131	178	73.6%	127	202	329	60	102	51	29	215	855
1979-80	CLE	82	0	2802	775	1482	52.3%	0	6	0.0%	270	343	78.7%	206	385	591	93	172	70	77	259	1820
1980-81	CLE	82	0	3194	853	1791	47.6%	4	9	44.4%	302	385	78.4%	215	287	502	139	175	63	52	199	2012
1981-82	CLE/SAN	84	83	3063	753	1477	51.0%	0	7	0.0%	220	302	72.8%	244	346	590	82	153	60	43	277	1726
1982-83	SAN	80	79	2803	686	1342	51.1%	0	3	0.0%	219	289	75.8%	188	349	537	98	126	57	52	248	1591
1983-84	SAN	79	79	2853	779	1597	48.8%	6	14	42.9%	275	353	77.9%	188	382	570	93	141	62	73	251	1839
1984-85	SAN	82	82	2853	775	1558	49.7%	5	23	21.7%	269	346	77.7%	145	272	417	151	144	61	27	219	1824
1985-86	SAN	82	82	2970	802	1697	47.3%	0	12	0.0%	317	392	80.9%	134	275	409	188	184	56	25	175	1921
1986-87	SAN	40	18	922	208	478	43.5%	1	2	50.0%	92	112	82.1%	38	65	103	38	51	19	9	68	509
1987-88	SAN	68	20	1501	378	784	48.2%	3	12	25.0%	160	194	82.5%	54	144	198	68	52	31	13	101	919
Career		759	360	24537	6371	12912	49.3%	19	88	21.6%	2255	2894	77.9%	1538	2708	4246	1010	1300	530	400	2012	15016

CHRIS MORRIS																						
Year	Team	GP	GS	MIN	FGM	FGA	FG%	3FGM	3FGA	3FG%	FTM	FTA	FT%	OREB	DREB	REB	AST	TO	STL	BLK	PF	PTS
1988-89	NJN	76	48	2096	414	905	45.7%	64	175	36.6%	182	254	71.7%	188	209	397	119	190	102	60	250	1074
1989-90	NJN	80	76	2449	449	1065	42.2%	61	193	31.6%	228	316	72.2%	194	228	422	143	185	130	79	219	1187
1990-91	NJN	79	68	2553	409	962	42.5%	45	179	25.1%	179	244	73.4%	210	311	521	220	167	138	96	248	1042
1991-92	NJN	77	74	2394	346	726	47.7%	22	110	20.0%	165	231	71.4%	199	295	494	197	171	129	81	211	879
1992-93	NJN	77	57	2302	436	907	48.1%	17	76	22.4%	197	248	79.4%	227	227	454	106	119	144	52	171	1086
1993-94	NJN	50	27	1349	203	454	44.7%	53	147	36.1%	85	118	72.0%	91	137	228	83	52	55	49	120	544
1994-95	NJN	71	49	2131	351	856	41.0%	106	317	33.4%	142	195	72.8%	181	221	402	147	117	86	51	155	950
1995-96	UTH	66	33	1424	265	606	43.7%	63	197	32.0%	98	127	77.2%	100	129	229	77	71	63	20	140	691
1996-97	UTA	73	1	977	122	299	40.8%	31	113	27.4%	39	54	72.2%	37	125	162	43	45	29	24	121	314
1997-98	UTA	54	1	538	85	207	41.1%	19	62	30.6%	44	61	72.1%	35	79	114	24	33	25	17	61	233
1998-99	PHX	44	2	535	64	149	43.0%	16	56	28.6%	40	46	87.0%	54	67	121	23	21	16	11	54	184
Career		747	436	18748	3144	7136	44.1%	497	1625	30.6%	1399	1894	73.9%	1516	2028	3544	1182	1171	917	540	1750	8184

MAMADOU N'DIAYE																						
Year	Team	GP	GS	MIN	FGM	FGA	FG%	3FGM	3FGA	3FG%	FTM	FTA	FT%	OREB	DREB	REB	AST	TO	STL	BLK	PF	PTS
2000-01	TOR	3	0	10	1	4	25.0%	0	0	0.0%	2	2	100%	1	1	2						

MOOCHIE NORRIS																						
Year	Team	GP	GS	MIN	FGM	FGA	FG%	3FGM	3FGA	3FG%	FTM	FTA	FT%	OREB	DREB	REB	AST	TO	STL	BLK	PF	PTS
1996-97	VAN	8	0	89	4	22	18.2%	2	10	20.0%	2	5	40.0%	3	9	12	23	5	4	0	5	12
1998-99	SEA	12	0	140	13	40	32.5%	6	15	40.0%	6	16	37.5%	4	16	20	24	16	7	0	17	38
1999-00	HOU	30	0	502	69	159	43.4%	12	29	41.4%	57	73	78.1%	16	52	68	94	30	23	1	32	207
2000-01	HOU	82	6	1654	184	413	44.6%	25	89	28.1%	151	194	77.8%	44	154	198	283	107	69	2	84	544
2001-02	HOU	82	26	2249	251	631	39.8%	36	134	26.9%	127	169	75.1%	73	173	246	403	156	81	4	130	665
2002-03	HOU	82	3	1375	134	330	40.6%	11	45	24.4%	78	114	68.4%	37	122	159	196	86	55	4	72	357
2003-04	HOU/NYK	66	0	847	80	217	36.9%	20	58	34.5%	54	71	76.1%	10	55	65	121	64	44	5	51	234
2004-05	NYK/HOU	38	0	360	35	109	32.1%	0	12	0.0%	20	24	83.3%	10	36	46	39	27	18	2	44	90
2005-06	HOU/NOK	45	0	424	46	112	41.1%	4	14	28.6%	29	42	69.0%	12	42	54	50	33	20	1	49	125
Career		445	35	7637	816	2033	40.1%	116	406	28.6%	524	708	74.0%	209	659	868	1233	524	321	19	484	2272

CHUMA OKEKE																						
Year	Team	GP	GS	MIN	FGM	FGA	FG%	3FGM	3FGA	3FG%	FTM	FTA	FT%	OREB	DREB	REB	AST	TO	STL	BLK	PF	PTS
2020-21	ORL	45	19	1133	135	324	41.7%	49	141	34.8%	30	40	75.0%	42	139	181	101	38	48	22	48	349
Career		45	19	1133	135	324	41.7%	49	141	34.8%	30	40	75.0%	42	139	181	101	38	48	22	48	349

ISAAC OKOR																						
Year	Team	GP	GS	MIN	FGM	FGA	FG%	3FGM	3FGA	3FG%	FTM	FTA	FT%	OREB	DREB	REB	AST	TO	STL	BLK	PF	PTS
2020-21	CLE	67	67	2173	235	559	42.0%	62	214	29.0%	114	157	72.6%	68	138	206	128	86	62	24	185	646
Career		67	67	2173	235	559	42.0%	62	214	29.0%	114	157	72.6%	68	138	206	128	86	62	24	185	646

MYLES PATRICK																						
Year	Team	GP	GS	MIN	FGM	FGA	FG%	3FGM	3FGA	3FG%	FTM	FTA	FT%	OREB	DREB	REB	AST	TO	STL	BLK	PF	PTS
1980-81	LAL	3	0	9	2	5	40.0%	0	0	0.0%	1	2	50.0%	1	1	2	1	1	0	0	3	5
Career		3	0	9	2	5	40.0%	0	0	0.0%	1	2	50.0%	1	1	2	1	1	0	0	3	5

CHUCK PERSON																						
Year	Team	GP	GS	MIN	FGM	FGA	FG%	3FGM	3FGA	3FG%	FTM	FTA	FT%	OREB	DREB	REB	AST	TO	STL	BLK	PF	PTS
1986-87	IND	82	78	2956	635	1358	46.8%	49	138	35.5%	222	297	74.7%	168	509	677	295	211	90	16	310	1541
1987-88	IND	79	71	2807	575	1252	45.9%	59	177	33.3%	132	197	67.0%	171	365	536	309	210	73	8	266	1341
1988-89	IND	80	79	3012	711	1453	48.9%	63	205	30.7%	243	307	79.2%	144	372	516	289	308	83	18	280	1728
1989-90	IND	77	73	2714	605	1242	48.7%	94	253	37.2%	211	270	78.1%	126	319	445	230	170	53	20	217	1515
1990-91	IND	80	79	2566	620	1231	50.4%	69	203	34.0%	165	229	72.1%	121	296	417	238	184	56	17	221	1474
1991-92	IND	81	81	2923	616	1284	48.0%	132	354	37.3%	133	197	67.5%	114	312	426	382	216	68	18	247	1497
1992-93	MIN	78	75	2985	541	1248	43.3%	118	332	35.5%	109	168	64.9%	98	335	433	343	219	67	30	198	1309
1993-94	MIN	77	37	2029	356	843	42.2%	100	272	36.8%	82	108	75.9%	55	198	253	185	121	45	12	164	894
1994-95	SAN	81	1	2033	317	750	42.3%	172	445	38.7%	66	102	64.7%	49	209	258	106	102	45	12	198	872
1995-96	SAN	80	16	2131	308	705	43.7%	190	463	41.0%	67	104	64.4%	76	337	413	100	91	49	26	197	873
1997-98	SAS	61	11	1455	143	398	35.9%	95	276	34.4%	28	37	75.7%	17	187	204	86	67	29	10	121	409
1998-99	CHH	50	21	990	112	289	38.8%	55	157	35.0%	24	32	75.0%	17	115	132	60	41	20	8	90	303
1999-00	SEA	37	0	340	37	123	30.1%	24	95	25.3%	4	8	50.0%	6	47	53	22	12	5	2	56	102
Career		943	622	28941	5576	12176	45.8%	1220	3370	36.2%	1486	2056	72.3%	1162	3601	4763	2645	1952	683	197	2565	13858

WESLEY PERSON																						
Year	Team	GP	GS	MIN	FGM	FGA	FG%	3FGM	3FGA	3FG%	FTM	FTA	FT%	OREB	DREB	REB	AST	TO	STL	BLK	PF	PTS
1994-95	PHX	78	56	1800	309	638	48.4%	116	266	43.6%	80	101	79.2%	67	134	201	105	79	48	24	149	814
1995-96	PHX	82	47	2609	390	877	44.5%	117	313	37.4%	148	192	77.1%	56	265	321	138	89	55	22	148	1045
1996-97	PHX	80	42	2326	409	903	45.3%	171	414	41.3%	91	114	79.8%	68	224	292	123	76	86	20	102	1080
1997-98	CLE	82	82	3198	440	957	46.0%	192	447	43.0%	132	170	77.6%	65	298	363	188	110	129	49	108	1204
1998-99	CLE	45	42	1342	198	437	45.3%	75	200	37.5%	32	53	60.4%	19	123	142	80	41	37	16	52	503
1999-00	CLE	79	38	2056	280	654	42.8%	106	250	42.4%	61	77	79.2%	44	223	267	146	60	40	19	119	727
2000-01	CLE	44	22	958	128	292	43.8%	34	84	40.5%	24	30	80.0%	11	119	130	64	40	27	11	62	314
2001-02	CLE	78	78	2793	467	944	49.5%	143	322	44.4%	99	124	79.8%	50	244	294	173	74	77	37	93	1176
2002-03	MEM	66	44	1941	274	601	45.6%	100	231	43.3%	79	97	81.4%	24	168	192	112	56	42	19	64	727
2003-04	MEM	16	0	284	33	107	30.8%	11	43	25.6%	6	8	75.0%	2	16	18	23	16	5	2	11	83
2003-04	POR/ATL	58	0	1037	126	314	40.1%	55	138	39.9%	31	39	79.5%	16	101	117	66	38	19	9	38	338
2004-05	MIA/DEN	41	3	667	107	226	47.3%	41	89	46.1%	9	13	69.2%	3	80	83	39	17	19	4	30	264
Career		733	454	20731	3128	6843	45.7%	1150	2754	41.8%	786	1010	77.8%	423	1979	2402	1234	680	579	230	965	8192

STAN PIETKIEWICZ																						
Year	Team	GP	GS	MIN	FGM	FGA	FG%	3FGM	3FGA	3FG%	FTM	FTA	FT%	OREB	DREB	REB	AST	TO	STL	BLK	PF	PTS
1978-79	SDC	4	0	32	1	8	12.5%	0	0	0.0%	2	2	100%	0	6	6	3	1	1	0	5	4
1979-80	SDC	50	0	577	91	179	50.8%	9	36	25.0%	37	46	80.4%	26	19	45	94	51	25	4	52	228
1980-81	SDC/DAL	42	0	461	57	138	41.3%	19	48	39.6%	11	14	78.6%	13	29	42	77	22	15	2	28	144
Career		96	0	1070	149	325	45.8%	28	84	33.3%	50	62	80.6%	39	54	93	174	74	41	6	85	376

CHRIS PORTER																						
Year	Team	GP	GS	MIN	FGM	FGA	FG%	3FGM	3FGA	3FG%	FTM	FTA	FT%	OREB	DREB	REB	AST	TO	STL	BLK	PF	PTS
2000-01	GSW	51	35	1147	173	445	38.9%	0	5	0.0%	94	141	66.7%	89	100	189	61	59	45	6	111	440
Career		51	35	1145	173	445	38.9%	0	5	0.0%	94	141	66.7%	89	100	189	61	59	45	6	111	440

AARON SWINSON																			
---------------	--	--	--	--	--	--	--	--	--	--	--	--	--	--	--	--	--	--	--

AUBURN MEDIA INFORMATION

CREENTIALS

Please contact Marlene Navor (mun0002@auburn.edu) in the Auburn Communications office at least 24 hours prior to the game.

INTERVIEW POLICY

Coach Pearl, assistant coaches and selected athletes are available for phone and in-person interviews by contacting Marlene Navor in the communications office. Postgame interviews with Coach Pearl and requested players will be conducted in the media room of Auburn Arena following a brief cooling-off period. Practices are open, however, media wishing to attend are asked notify Marlene Navor at least one day in advance.

GAME DAY SERVICES

Notes for both teams and gameday programs will be provided prior to the game. Stats will be handed out after the game. Wireless internet is available in the media room; ask Marlene Navor for the password.

WEEKLY PRESS CONFERENCE

Head coach Bruce Pearl will conduct press conferences throughout the season. Media members should contact the communications office for accurate dates and times. Video of the press conference will stream live on Facebook at www.facebook.com/AuburnMBB.

SEC TELECONFERENCE

The SEC Conference conducts weekly interviews with every league head coach throughout the season. Bruce Pearl's scheduled time is from 11:03-11:07 a.m. CT each week. Contact Craig Pinkerton (CPinkerton@sec.org) in the SEC office for the appropriate phone number and for the entire lineup of coaches' times.

VIDEO SERVICES

FTP feeds of selected Auburn basketball highlights are available for the media. A number of studio and satellite services may be arranged for electronic media by contacting David Pedersen (djp0043@auburn.edu) in the Auburn video services office.

PHOTO SERVICES

For photos of Auburn basketball or anything pertaining to Auburn Athletics, please contact Marlene Navor (mun0002@auburn.edu) in the Auburn Communications office.

COMMUNICATIONS

Kirk Sampson _____ Associate AD/Communications
 Marlene Navor _____ Director of Communications, Men's Basketball
 Phone _____ 334-750-2381
 Email _____ mun0002@auburn.edu
 Mailing Address _____ Auburn Athletics Communications
 _____ Auburn Athletics Complex
 _____ 392 South Donahue Drive
 _____ Auburn, AL 36849
 Main Office Phone _____ 334-844-9800
 Twitter/Instagram _____ @AuburnMBB
 Facebook _____ /AuburnMBB
 Hashtag _____ #WarEagle

2021-22 AUBURN BASKETBALL RADIO AFFILIATES

City	Affiliate	Frequency
Abbeville	WESZ	98.7 FM
Alexander City	WKGA	97.5 FM
Andalusia	WAAO	93.7 FM
Auburn	WTGZ	93.9 FM
Birmingham	WJQX	100.5 FM
Centre	WEIS	100.5 FM / 990 AM
Columbus, GA	WHAL	94.7 FM / 1460 AM
Conway, AR	KASR	92.7 FM
Cullman	WKUL	92.1 FM
Demopolis	WXAL	1400 AM
Dothan	WESP	102.5 FM
Evergreen	WPPG	101.1 FM
Florence	WMSR	94.9 FM
Foley	WHEP	92.5 FM / 1310 AM
Gadsden	WTDR	99.3 FM / 1350 AM
Greenville	WQZX	94.3 FM
Fort Payne	WZOB	1250 AM
Guntersville	WTWX	95.9 FM
Hackleburg	WFMH	95.5 FM
Huntsville	WBHP	102.5 FM / 1230 AM
Mobile	WAVH	106.5 FM
Montgomery	WLWI	92.3 FM
Moulton	WALW	98.3 FM
Nashville	WBUZ	94.9 FM
Oxford	WTDR	92.7 FM
Roanoke	WELR	102.3 FM
Scottsboro	WWIC	1050 AM
Selma	WHBB	1490 AM
Thomasville	WJDB	95.5 FM
Tuscaloosa	WJQX	100.5 FM
Vernon	WVSA	100.7 FM

2021-22 OPPONENT INFORMATION

Morehead State – Nov. 9 Auburn, Ala. Series: First Meeting

Location _____ Morehead, Ky.
Conference _____ Ohio Valley
Enrollment _____ 9,307
Arena _____ Ellis Johnson Arena
2020-21 Record _____ 23-8
2020-21 Conf. Record _____ 17-3
Postseason _____ NCAA First Round
Head Coach _____ Preston Spradlin
Media Contact _____ Matt Schabert
Phone _____ 606-783-2556
E-Mail _____ m.schabert@moreheadstate.edu
Website _____ www.msueagles.com

UConn – Nov. 24 Paradise Island, Bahamas Series: Auburn Leads 2-1

Location _____ Storrs, Conn.
Conference _____ BIG EAST
Enrollment _____ 32,669
Arena _____ Harry A. Gampel Pavilion
2020-21 Record _____ 15-8
2020-21 Conf. Record _____ 11-6
Postseason _____ NCAA First Round
Head Coach _____ Dan Hurley
Media Contact _____ Phil Chardis
Phone _____ 860-486-3531
E-Mail _____ philip.chardis@uconn.edu
Website _____ www.uconnhuskies.com

UCF – Dec. 1 Auburn, Ala. Series: Auburn Leads 4-2

Location _____ Orlando, Fla.
Conference _____ American Athletic
Enrollment _____ 71,913
Arena _____ Addition Financial Arena
2020-21 Record _____ 11-12
2020-21 Conf. Record _____ 8-10
Postseason _____ None
Head Coach _____ Johnny Dawkins
Media Contact _____ Sean Asher
Phone _____ 689-208-9282
E-Mail _____ sasher@athletics.ucf.edu
Website _____ www.ucfknights.com

North Alabama – Dec. 14 Auburn, Ala. Series: Auburn Leads 4-0

Location _____ Florence, Ala.
Conference _____ Atlantic Sun
Enrollment _____ 8,361
Arena _____ Flowers Hall
2020-21 Record _____ 13-11
2020-21 Conf. Record _____ 7-8
Postseason _____ None
Head Coach _____ Tony Pujol
Media Contact _____ Shane Herrmann
Phone _____ 256-765-4895
E-Mail _____ msherrmann@una.edu
Website _____ www.roarlions.com

ULM – Nov. 12 Auburn, Ala. Series: Auburn Leads 3-0

Location _____ Monroe, La.
Conference _____ Sun Belt
Enrollment _____ 8,854
Arena _____ Fant-Ewing Coliseum
2020-21 Record _____ 7-19
2020-21 Conf. Record _____ 5-13
Postseason _____ None
Head Coach _____ Keith Richard
Media Contact _____ John Lewandowski
Phone _____ 318-342-5378
E-Mail _____ lewandowski@ulm.edu
Website _____ www.ulmwarhawks.com

Loyola Chicago – Nov. 25 Paradise Island, Bahamas Series: First Meeting

Location _____ Chicago, Ill.
Conference _____ Missouri Valley
Enrollment _____ 17,159
Arena _____ Joseph J. Gentile Arena
2020-21 Record _____ 26-5
2020-21 Conf. Record _____ 16-2
Postseason _____ NCAA Sweet 16
Head Coach _____ Drew Valentine
Media Contact _____ Bill Behrns
Phone _____ 773-508-2497
E-Mail _____ bbehrns@luc.edu
Website _____ www.loyolaramblers.com

Yale – Dec. 4 Auburn, Ala. Series: First Meeting

Location _____ New Haven, Conn.
Conference _____ Ivy League
Enrollment _____ 12,060
Arena _____ Payne Whitney Gym
2020-21 Record _____ DNP
2020-21 Conf. Record _____ DNP
Postseason _____ None
Head Coach _____ James Jones
Media Contact _____ Tim Bennett
Phone _____ 203-432-1457
E-Mail _____ timothy.bennett@yale.edu
Website _____ www.yalebulldogs.com

Saint Louis – Dec. 18 St. Louis, Mo. Series: Auburn Leads 2-0

Location _____ St. Louis, Mo.
Conference _____ Atlantic 10
Enrollment _____ 12,649
Arena _____ Chaifetz Arena
2020-21 Record _____ 14-7
2020-21 Conf. Record _____ 6-4
Postseason _____ NIT First Round
Head Coach _____ Travis Ford
Media Contact _____ Brian Kunderman
Phone _____ 314-977-3346
E-Mail _____ brian.kunderman@slu.edu
Website _____ www.slubillikens.com

USF – Nov. 19 Tampa, Fla. Series: Auburn Leads 5-1

Location _____ Tampa, Fla.
Conference _____ American Athletic
Enrollment _____ 50,830
Arena _____ Yuengling Center
2020-21 Record _____ 9-13
2020-21 Conf. Record _____ 4-10
Postseason _____ None
Head Coach _____ Brian Gregory
Media Contact _____ Dave Albrecht
Phone _____ 813-974-7099
E-Mail _____ albrecht25@usf.edu
Website _____ www.gousfbulls.com

Michigan State – Nov. 25 Paradise Island, Bahamas Series: MSU Leads 1-0

Location _____ East Lansing, Mich.
Conference _____ Big Ten
Enrollment _____ 49,809
Arena _____ Breslin Center
2020-21 Record _____ 15-13
2020-21 Conf. Record _____ 9-11
Postseason _____ NCAA First Four
Head Coach _____ Tom Izzo
Media Contact _____ Mike "Mex" Carey
Phone _____ 517-355-2271
E-Mail _____ carey@ath.msu.edu
Website _____ www.msuspartans.com

Nebraska – Dec. 11 Atlanta, Ga. Series: First Meeting

Location _____ Lincoln, Neb.
Conference _____ Big Ten
Enrollment _____ 25,820
Arena _____ Pinnacle Bank Arena
2020-21 Record _____ 7-20
2020-21 Conf. Record _____ 3-16
Postseason _____ None
Head Coach _____ Fred Hoiberg
Media Contact _____ Shamus McKnight
Phone _____ 402-472-7772
E-Mail _____ smcknight@huskers.com
Website _____ www.huskers.com

Murray State – Dec. 22 Auburn, Ala. Series: Auburn Leads 5-1

Location _____ Murray, Ky.
Conference _____ Ohio Valley
Enrollment _____ 9,466
Arena _____ CFSB Center
2020-21 Record _____ 13-13
2020-21 Conf. Record _____ 10-10
Postseason _____ None
Head Coach _____ Matt McMahon
Media Contact _____ Dave Winder
Phone _____ 270-293-0566
E-Mail _____ dwinder@murraystate.edu
Website _____ www.goracers.com

2021-22 OPPONENT INFORMATION

#WREAGLE

LSU – Dec. 29 Auburn, Ala. Series: LSU Leads 87-70

Location _____ Baton Rouge, La.
Conference _____ Southeastern
Enrollment _____ 34,290
Arena _____ Maravich Assembly Center
2020-21 Record _____ 19-10
2020-21 Conf. Record _____ 11-6
Postseason _____ NCAA Second Round
Head Coach _____ Will Wade
Media Contact _____ Kent Lowe
Phone _____ 225-241-4360
E-Mail _____ clowe@lsu.edu
Website _____ www.lsusports.net

Alabama – Jan. 11 // Feb. 1 Tuscaloosa, Ala. // Auburn, Ala. Series: Alabama Leads 99-63

Location _____ Tuscaloosa, Ala.
Conference _____ Southeastern
Enrollment _____ 37,842
Arena _____ Coleman Coliseum
2020-21 Record _____ 26-7
2020-21 Conf. Record _____ 16-2
Postseason _____ NCAA Sweet 16
Head Coach _____ Nate Oats
Media Contact _____ Aaron Jordan
Phone _____ 205-348-6084
E-Mail _____ ajordan@ia.ua.edu
Website _____ www.rolltide.com

Kentucky – Jan. 22 Auburn, Ala. Series: Kentucky Leads 96-22

Location _____ Lexington, Ky.
Conference _____ Southeastern
Enrollment _____ 31,057
Arena _____ Rupp Arena
2020-21 Record _____ 9-16
2020-21 Conf. Record _____ 8-9
Postseason _____ None
Head Coach _____ John Calipari
Media Contact _____ Eric Lindsey
Phone _____ 859-619-0944
E-Mail _____ eric.lindsey@uky.edu
Website _____ www.ukathletics.com

Arkansas – Feb. 8 Fayetteville, Ark. Series: Arkansas Leads 36-20

Location _____ Fayetteville, Ark.
Conference _____ Southeastern
Enrollment _____ 29,068
Arena _____ Bud Walton Arena
2020-21 Record _____ 25-7
2020-21 Conf. Record _____ 13-4
Postseason NCAA Elite Eight (lost to Baylor)
Head Coach _____ Eric Musselman
Media Contact _____ Mike Cawood
Phone _____ 479-575-3114
E-Mail _____ tmcawood@uark.edu
Website _____ www.arkansasrazorback.com

South Carolina – Jan. 4 // March 5 Columbia, S.C. // Auburn, Ala. Series: Auburn Leads 27-19

Location _____ Columbia, S.C.
Conference _____ Southeastern
Enrollment _____ 35,364
Arena _____ Colonial Life Arena
2020-21 Record _____ 6-15
2020-21 Conf. Record _____ 4-11
Postseason _____ None
Head Coach _____ Frank Martin
Media Contact _____ Emily Miles
Phone _____ 803-727-3284
E-Mail _____ efeeney@mailbox.sc.edu
Website _____ www.gamecocksonline.com

Ole Miss – Jan. 15 // Feb. 23 Oxford, Miss. // Auburn, Ala. Series: Auburn Leads 77-64

Location _____ Oxford, Miss.
Conference _____ Southeastern
Enrollment _____ 21,676
Arena _____ The Pavilion at Ole Miss
2020-21 Record _____ 16-12
2020-21 Conf. Record _____ 10-8
Postseason _____ NIT Quarterfinals
Head Coach _____ Kermit Davis
Media Contact _____ Adam Kuffner
Phone _____ 662-915-7031
E-Mail _____ kuffner@olemiss.edu
Website _____ www.olemisssports.com

Missouri – Jan. 25 Columbia, Mo. Series: Auburn Leads 7-6

Location _____ Columbia, Mo.
Conference _____ Southeastern
Enrollment _____ 31,105
Arena _____ Mizzou Arena
2020-21 Record _____ 16-10
2020-21 Conf. Record _____ 8-8
Postseason _____ NCAA First Round
Head Coach _____ Cuonzo Martin
Media Contact _____ Courtney Day
Phone _____ 573-882-7826
E-Mail _____ cmday@missouri.edu
Website _____ www.mutigers.com

Texas A&M – Feb. 12 Auburn, Ala. Series: Texas A&M Leads 12-5

Location _____ College Station, Texas
Conference _____ Southeastern
Enrollment _____ 71,109
Arena _____ Reed Arena
2020-21 Record _____ 8-10
2020-21 Conf. Record _____ 2-8
Postseason _____ None
Head Coach _____ Buzz Williams
Media Contact _____ Evan Roberts
Phone _____ 260-615-8662
E-Mail _____ eroberts@athletics.tamu.edu
Website _____ www.12thman.com

Florida – Jan. 8 // Feb. 19 Auburn, Ala. // Gainesville, Fla. Series: Auburn Leads 89-81

Location _____ Gainesville, Fla.
Conference _____ Southeastern
Enrollment _____ 53,481
Arena _____ Exactech Arena
2020-21 Record _____ 15-10
2020-21 Conf. Record _____ 9-7
Postseason _____ NCAA Second Round
Head Coach _____ Mike White
Media Contact _____ Denver Parler
Phone _____ 352-692-6195
E-Mail _____ denverp@gators.ufl.edu
Website _____ www.floridagators.com

Georgia – Jan. 19 // Feb. 5 Auburn, Ala. // Athens, Ga. Series: Auburn Leads 97-96

Location _____ Athens, Ga.
Conference _____ Southeastern
Enrollment _____ 39,147
Arena _____ Stegeman Coliseum
2020-21 Record _____ 14-12
2020-21 Conf. Record _____ 7-11
Postseason _____ None
Head Coach _____ Tom Crean
Media Contact _____ Mike Mobley
Phone _____ 706-542-9021
E-Mail _____ mmobley@sports.uga.edu
Website _____ www.georgiadogs.com

Oklahoma – Jan. 29 Auburn, Ala. Series: Auburn Leads 2-1

Location _____ Norman, Okla.
Conference _____ Big 12
Enrollment _____ TBA
Arena _____ Lloyd Noble Center
2020-21 Record _____ 16-11
2020-21 Conf. Record _____ 9-8
Postseason _____ NCAA Second Round
Head Coach _____ Porter Moser
Media Contact _____ Brent Beerends
Phone _____ 405-325-7014
E-Mail _____ beerends@ou.edu
Website _____ www.soonersports.com

Vanderbilt – Feb. 16 Auburn, Ala. Series: Vanderbilt Leads 89-55

Location _____ Nashville, Tenn.
Conference _____ Southeastern
Enrollment _____ 13,537
Arena _____ Memorial Gymnasium
2020-21 Record _____ 9-16
2020-21 Conf. Record _____ 3-13
Postseason _____ None
Head Coach _____ Jerry Stackhouse
Media Contact _____ Eric Dolan
Phone _____ 585-260-8322
E-Mail _____ eric.j.dolan@vanderbilt.edu
Website _____ www.vucommadores.com

AUBURN MEN'S BASKETBALL

2021-22 OPPONENT INFORMATION

**Tennessee – Feb. 26
Knoxville, Tenn.
Series: Tennessee Leads 78-44**

Location _____ Knoxville, Tenn.
Conference _____ Southeastern
Enrollment _____ 30,559
Arena _____ Thompson-Boling Arena
2020-21 Record _____ 18-9
2020-21 Conf. Record _____ 10-7
Postseason _____ NCAA First Round
Head Coach _____ Rick Barnes
Media Contact _____ Tom Satkowiak
Phone _____ 865-696-2897
E-Mail _____ tomsid@tennessee.edu
Website _____ www.utsports.com

**Mississippi State – March 2
Starkville, Miss.
Series: Auburn Leads 79-71**

Location _____ Starkville, Miss.
Conference _____ Southeastern
Enrollment _____ 22,986
Arena _____ Humphrey Coliseum
2020-21 Record _____ 18-15
2020-21 Conf. Record _____ 8-10
Postseason _____ NIT Championship Game
Head Coach _____ Ben Howland
Media Contact _____ Matt Dunaway
Phone _____ 662-325-3595
E-Mail _____ mdunaway@athletics.msstate.edu



MEDIA SPOT CHART

#WAREAGLE




#0 K.D. Johnson
G • So.
Atlanta, Ga.



#1 Wendell Green Jr.
G • So.
Detroit, Mich.



#2 Jaylin Williams
F • So.
Nahunta, Ga.



#5 Chris Moore
F • So.
West Memphis, Ark.



#10 Jabari Smith Jr.
F • Fr.
Tyrone, Ga.



#12 Zep Jasper
G • So.
Augusta, Ga.




#13 Walker Kessler
F/C • So.
Newnan, Ga.



#14 Preston Cook
G • Sr.
Auburn, Ala.



#20 Carter Sobera
G • So.
Birmingham, Ala.




#21 Ty Cressman
F • So.
Greensboro, N.C.



#22 Allen Flanigan
G • Jr.
Little Rock, Ark.



#23 Babatunde Akingbola
C • Jr.
Ogun, Nigeria




#24 Lior Berman
G • Jr.
Birmingham, Ala.



#25 Chandler Leopard
G • Jr.
Athens, Ala.



#31 Michael Whitmore
G • Fr.
College Park, Ga.



#33 Chase Maasdorp
G • Jr.
Lakewood Ranch, Fla.



#35 Devan Cambridge
G • Jr.
Nashville, Tenn.



#44 Dylan Cardwell
C • So.
Augusta, Ga.



Bruce Pearl
Head Coach
8th year at AU • 27th overall

AUBURN MEN'S BASKETBALL



BASKETBALL

2021-22 MEDIA GUIDE

