



# 2024 AUBURN SOFTBALL

#WarEagle | 17 All-Americans • Two SEC Tournament Championships • 2015, 2016 Women's College World Series

Softball Contact | Taylor Shirey • @taylor\_shirey14 • trs0010@auburn.edu • (C) 334-750-0710

Auburn Athletics Communications | 392 South Donahue Drive • Auburn, AL 36830 • AuburnTigers.com • @AuburnSoftball

## 2024 SCHEDULE/RESULTS

Date	Opponent	Time/Network/Result
Feb. 9	! (RV)/#23 VIRGINIA TECH	1:00 P.M.
Feb. 9	! BELMONT	4:00 P.M.
Feb. 10	! (RV)/#23 VIRGINIA TECH	1:00 P.M. (SECN+)
Feb. 10	! ILLINOIS	4:00 P.M. (SECN+)
Feb. 11	! BELMONT	2:00 P.M. (SECN+)
Feb. 15	\$ vs. UC Davis	12:30 P.M.
Feb. 15	\$ vs. Utah	3:00 P.M.
Feb. 16	\$ vs. Wichita State	6:00 P.M.
Feb. 17	\$ vs. Clemson	3:00 P.M.
Feb. 23	^ LONGWOOD	1:00 P.M.
Feb. 23	^ SEMO	4:00 P.M.
Feb. 24	^ LONGWOOD	1:00 P.M.
Feb. 24	^ NORTHERN IOWA	4:00 P.M.
Feb. 25	^ NORTHERN IOWA	1:00 P.M.
Feb. 25	^ SEMO	4:00 P.M.
Feb. 28	* at UAB	5:00 P.M.
March 1	& USC UPSTATE	1:00 P.M.
March 1	& NORTHWESTERN	4:00 P.M.
March 2	& NORTH TEXAS	2:00 P.M.
March 2	& NORTHWESTERN	5:00 P.M.
March 3	& NORTH TEXAS	1:00 P.M.
March 3	& USC UPSTATE	4:00 P.M.
March 6	TROY	5:30 P.M.
March 8	* at Missouri	TBA
March 9	* at Missouri	TBA
March 10	* at Missouri	TBA
March 15	* ARKANSAS	5:00 P.M.
March 16	* ARKANSAS	3:00 P.M.
March 17	* ARKANSAS	1:00 P.M.
March 19	* at Troy	6:00 P.M.
March 22	* at Texas A&M	6:00 P.M.
March 23	* at Texas A&M	4:30 P.M. (SECN)
March 24	* at Texas A&M	1:00 P.M.
March 29	* TENNESSEE	5:00 PM (SECN)
March 30	* TENNESSEE	4:00 P.M.
March 31	* TENNESSEE	1:00 P.M.
April 3	SAMFORD	6:00 P.M.
April 5	% LOUISIANA TECH	2:00 P.M.
April 5	% GEORGIA TECH	5:00 P.M.
April 6	% LOUISIANA TECH	1:00 P.M.
April 6	% GEORGIA TECH	4:00 P.M.
April 10	* UAB	6:00 P.M.
April 12	* LSU	TBA
April 13	* LSU	TBA
April 14	* LSU	TBA
April 20	* KENTUCKY	3:00 P.M. (SECN)
April 21	* KENTUCKY	6:00 P.M. (SECN)
April 22	* KENTUCKY	6:00 P.M. (SECN)
April 26	* at Ole Miss	5:00 P.M. (SECN)
April 27	* at Ole Miss	TBA
April 28	* at Ole Miss	12:00 P.M. (SECN)
May 2	* ALABAMA	7:00 P.M. (ESPNU)
May 3	* ALABAMA	5:00 P.M. (SECN)
May 4	* ALABAMA	11:00 A.M. (SECN)
May 7-11	# SEC TOURNAMENT	TBA
May 16-19	NCAA REGIONAL	TBA
May 23-26	NCAA SUPER REGIONAL	TBA
May 30-June 7	WOMEN'S COLLEGE WORLD SERIES	TBA

**BOLD** indicates home contest | All times listed in Central and subject to change

\* - Southeastern Conference Game | ! - Tiger Invite (Auburn, Ala.)  
\$ - Puerto Vallarta College Challenge (Puerto Vallarta, Mexico)

^ - Plainsman Invitational (Auburn, Ala.) | & - Jane B. Moore Memorial (Auburn, Ala.)  
% - War Eagle Classic (Auburn, Ala.) | # - SEC Tournament (Auburn, Ala.)

## TIGER INVITE

### AUBURN TIGERS

**RECORD:** 0-0 (0-0 SEC)  
**RANKINGS:** #19 NFCA | #20 USA Softball | #19 DI Softball | #20 Softball America  
**HEAD COACH:** Mickey Dean (Elon, 1987)  
**CAREER RECORD:** 684-281 (18th Season)  
**RECORD AT AUBURN:** 206-109 (7th Season)



### VIRGINIA TECH HOKIES

**RECORD:** 0-0 (0-0 ACC)  
**RANKINGS:** RV NFCA | #23 USA Softball | NR DI Softball | #18 Softball America  
**HEAD COACH:** Peter D'Amour (Missouri, 2008)  
**CAREER RECORD:** 269-97 (8th Season)  
**RECORD AT VIRGINIA TECH:** 190-60 (6th Season)



### BELMONT BRUINS

**RECORD:** 0-0 (0-0 MVC)  
**RANKINGS:** NR NFCA | NR USA Softball | NR DI Softball | NR Softball America  
**HEAD COACH:** Laura Matthews (Dayton, 2008)  
**CAREER RECORD:** 256-199-1 (12th Season)  
**RECORD AT BELMONT:** 77-67 (4th Season)



### ILLINOIS FIGHTING ILLINI

**RECORD:** 0-0 (0-0 Big Ten)  
**RANKINGS:** NR NFCA | NR USA Softball | NR DI Softball | NR Softball America  
**HEAD COACH:** Tyra Perry (LSU, 1997)  
**CAREER RECORD:** 652-554-1 (23rd Season)  
**RECORD AT ILLINOIS:** 243-166 (9th Season)



## FIRST PITCH

**TELEVISION:** SEC Network+ (Saturday | Sunday)

**LOCATION:** Auburn, Alabama

**STADIUM:** Jane B. Moore Field (2,316)

**TALENT:** JJ Jackson & Amy Reif

**RADIO:** Brit Bowen | Jacob Hillman  
Auburn Sports Network  
WEGL 91.1 FM

### WEATHER FORECAST

**FRIDAY:** 69 Degrees - Cloudy (0%)

**SATURDAY:** 66 Degrees - Light Rain (75%)

**SUNDAY:** 64 Degrees - Thunderstorms/Rain (90%)

## LEADING OFF

- Coming off the program's second consecutive 40-win season, Auburn softball returns to the diamond led by SEC Pitcher of the Year and All-American Maddie Penta and seventh-year head coach Mickey Dean.
- Head Coach Mickey Dean returns after leading the program to its ninth consecutive NCAA Tournament appearances. In his 17th season of collegiate softball, Dean is 16 victories shy of surpassing 700 wins in his head coaching career.
- Auburn holds a 22-4-1 all-time record in season openers with wins in nine of its last 10. Last season, Auburn opened the 2023 campaign with a 6-0 victory over St. John's in Clearwater.
- After leading the country a season ago with 478 total strikeouts as a staff, Auburn returns its entire bullpen from 2023 with additions of true freshmen Chalea Clemmons and Malayna Tamborra.
- Hitting the transfer portal during the offseason, Auburn's offense added power hitters Amelia Lech (Maryland) and Anna Wohlers (DePaul) to the lineup. The duo combined for 28 home runs and 85 RBI in 2023.
- After turning in an undefeated record at Jane B. Moore Field last season, Maddie Penta has not lost a game on The Plains since May 1, 2022 and holds a 15-0 home record during that stretch.

## BY THE NUMBERS

**9** Maddie Penta was tabbed the No. 9 player in the country in both D1 Softball and Softball America's preseason player rankings

**8** Closing in on yet another Auburn record, Maddie Penta is just eight wins shy of becoming the program's all-time wins leader

**27** Eying a historic milestone, Auburn needs just 27 wins over the course of the 2024 season to secure the 1,000th win in program history

#WarEagle



AuburnTigers.com



@AuburnSoftball | @AuburnTigers



/AuburnSoftball  
/AuburnTigers

TEAM SCHEDULE AND MEDIA AVAILABILITY » WEEK OF FEBRUARY 5-11

MONDAY February 5	TUESDAY February 6	WEDNESDAY February 7	THURSDAY February 8	FRIDAY February 9	SATURDAY February 10	SUNDAY February 11
<b>OFF DAY</b>	<b>PRACTICE</b> 3 p.m. to 7 p.m.	<b>PRACTICE</b> 3 p.m. to 7 p.m.	<b>PRACTICE</b> 3 p.m. to 7 p.m.	<b>GAMES</b> Virginia Tech 1 p.m. Belmont 4 p.m.	<b>GAMES</b> Virginia Tech 1 p.m. Illinois 4 p.m.	<b>GAME</b> Belmont 2 p.m.
<b>NO MEDIA</b>	<b>MEDIA AVAILABILITY</b>	<b>MEDIA BY REQUEST</b>	<b>MEDIA BY REQUEST</b>	<b>INTERVIEWS POSTGAME</b>	<b>INTERVIEWS POSTGAME</b>	<b>INTERVIEWS POSTGAME</b>

AUBURN ATHLETICS COMMUNICATIONS

AUBURNTIGERS.COM

For updated game notes, statistics and latest information on Auburn softball and Auburn Athletics, visit AuburnTigers.com.

INTERVIEW POLICY

Coach Dean, assistant coaches and select student-athletes are available for interviews by contacting Taylor Shirey in the communications office. Media availabilities will be conducted in person at approximately 2:45 p.m. CT prior to Tuesday practices throughout the season unless otherwise specified. Specific interview request should be made at least 24 hours in advance to ensure availability. Additional requests will be granted based on student-athlete availability throughout the week.

Postgame interviews with Coach Dean and requested players will be conducted in-person following a brief cool-down period. Interview will be conducted outside Gregg E. Heim Player Development Center.

CREDENTIALS

Media members wishing to cover Auburn softball should contact Taylor Shirey at least 24 hours prior to each home contest. All credentials will be issued on a game-by-game basis. No passes will be issued in advance. Credentials will be available for pick up on game days at Media Will Call located at the main entrance of Jane B. Moore Field. Windows inside the press box will be open at all times, regardless of weather. Please dress accordingly. Limited field access will be granted for photography and videography.

GAME DAY / PRESS SERVICES

Press releases, statistics and game information will be available each week via AuburnTigers.com/Softball. Media members may request to be added to email lists to automatically receive up-to-date information on Auburn softball. Notes and statistics will be available digitally. A limited number of printed copies of game notes, statistics, lineups and final box scores will be available on game days. Wireless internet is available in the press box. Contact Taylor Shirey for password information. Video highlights will also be posted to ImagenCloud.

VIDEO SERVICES

FTP feeds of select Auburn softball highlights are available for the media. A number of studio and satellite services may be arranged for electronic media by emailing T.J. Johnson at tdj0023@auburn.edu.

PHOTOGRAPHY

For photos of Auburn softball or Auburn Athletics, contact Taylor Shirey via email at trs0010@auburn.edu. Credentials to shoot Auburn softball will be issued to only accredited photographers on assignment. Photographers may only shoot in the designated areas.

QUICK FACTS

UNIVERSITY INFORMATION

City \_\_\_\_\_ Auburn, Ala.  
 Founded \_\_\_\_\_ 1856  
 Enrollment \_\_\_\_\_ 33,015  
 Nickname \_\_\_\_\_ Tigers  
 Colors \_\_\_\_\_ Burnt Orange & Navy Blue  
 Affiliation \_\_\_\_\_ NCAA Division I  
 Conference \_\_\_\_\_ Southeastern (SEC)  
 Stadium (Capacity) \_\_\_\_\_ Jane B. Moore Field (2,316)  
 President \_\_\_\_\_ Dr. Christopher B. Roberts  
 Athletics Director \_\_\_\_\_ John Cohen

TEAM INFORMATION

Letterwinners Returning/Lost \_\_\_\_\_ 15/9  
 Starters Returning/Lost \_\_\_\_\_ 4/5  
 Pitchers Returning/Lost \_\_\_\_\_ 5/0  
 Newcomers \_\_\_\_\_ 7  
 2023 Overall Record \_\_\_\_\_ 43-19  
 2023 Conference Record/Finish \_\_\_\_\_ 15-9/3rd

PROGRAM HISTORY

First Year of Softball \_\_\_\_\_ 1997  
 All-Time Record \_\_\_\_\_ 973-621-2 (.610)  
 at Jane B. Moore Field (1998-Present) \_\_\_\_\_ 526-202-1 (.722)  
 at AU City Complex (1997-98) \_\_\_\_\_ 18-18 (.500)  
 Total Home Record \_\_\_\_\_ 544-220-1 (.712)  
 All-Time SEC Record \_\_\_\_\_ 334-365 (.478)  
 SEC Tournament Appearances \_\_\_\_\_ 22  
 SEC Tournament Record \_\_\_\_\_ 22-27 (.449)  
 NCAA Tournament Appearances \_\_\_\_\_ 18  
 NCAA Tournament Record \_\_\_\_\_ 26-30 (.464)

STAFF INFORMATION

Head Coach \_\_\_\_\_ Mickey Dean (Elon, 1987)  
 Career Softball Record \_\_\_\_\_ 684-281 (.709) / 18th Season  
 Record at Auburn \_\_\_\_\_ 206-109 (.654) / 7th Season  
 Associate Head Coach \_\_\_\_\_ Emily Carosone  
 Assistant Coach \_\_\_\_\_ Eugene Lenti  
 Assistant Coach \_\_\_\_\_ Hannah Sparks  
 Video Analyst \_\_\_\_\_ Savanna Parker  
 Director of Operations \_\_\_\_\_ Leisa Lee

MEDIA INFORMATION

Sr. Associate AD/Communications \_\_\_\_\_ Kirk Sampson  
 Assistant Director/Softball Contact \_\_\_\_\_ Taylor Shirey  
 Email \_\_\_\_\_ trs0010@auburn.edu  
 Phone \_\_\_\_\_ 334-750-0710  
 Mailing Address \_\_\_\_\_ Auburn Athletics Complex  
 \_\_\_\_\_ 392 S. Donahue Dr.  
 Website \_\_\_\_\_ AuburnTigers.com  
 Facebook \_\_\_\_\_ Facebook.com/AuburnSoftball  
 X/Instagram \_\_\_\_\_ @AuburnSoftball

GAMEDAY EXPERIENCE: JANE B. MOORE FIELD

» Jane B. Moore Field enters its 26th season hosting the Auburn softball program. On April, 26, 2003, the Auburn Softball Complex was renamed Jane B. Moore Field in honor of Dr. Jane Moore who served more than 20 years as a member of Auburn's Committee on Intercollegiate Athletics. The complex holds dimensions of 201 feet at the corners and 220 feet in straight-away center field.



2024 ROSTER

NUMERICAL ROSTER

No.	Name	Pos.	Ht.	B/T	Year	Hometown (High School/Previous School)
1	Thalia Martin	UTL	5-6	R/R	Fr.	Lilburn, Ga. (Brookwood)
3	Icess Tresvik	UTL	5-9	R/R	Jr.	Wilmington, N.C. (North Carolina A&T)
4	Emmah Rolfe	RHP	5-10	R/R	So.	Madison, Ala. (Bob Jones)
5	Mariah Penta	UTL	5-9	R/R	Fr.	Chesapeake City, Md. (Bohemia Manor)
9	Maddie Penta	RHP	6-2	R/R	Sr.	Chesapeake City, Md. (Bohemia Manor)
10	Makayla Packer	UTL	5-8	R/R	Sr.	Chattanooga, Tenn. (Baylor School)
11	Aubrie Lisenby	C/INF	5-7	R/R	Jr.	Huntsville, Ala. (Bob Jones)
13	Nelia Peralta	INF	5-6	R/R	Jr.	Wellington, Fla. (Wellington)
15	Skylar Elkins	C/UTL	5-8	R/R	So.	Locust Grove, Ga. (Locust Grove)
16	KK McCrary	INF	5-8	R/R	Sr.	Murfreesboro, Tenn. (Tennessee)
17	Chalea Clemmons	1B/LHP	6-1	L/L	Fr.	Alabaster, Ala. (Thompson)
18	Riley McNemar	INF	5-5	R/R	Jr.	Galena, Kan. (Galena)
20	Abbey Smith	OF	5-8	L/R	Jr.	Austin, Texas (James Bowie)
22	Anna Wohlers	C	5-9	L/R	Jr.	Davenport, Iowa (DePaul)
23	Axe Milanowski	INF	5-6	R/R	So.	Dothan, Ala. (Houston Academy)
24	Malayna Tamborra	RHP	5-9	R/R	Fr.	Marietta, Ga. (Mount Paran Christian School)
31	Millie Roberts	C/INF	5-7	R/R	So.	Owensboro, Ky. (Davies County)
34	Amelia Lech	C/UTL	5-10	R/R	Jr.	Thousand Oaks, Calif. (Maryland)
36	Kyla Stroud	INF	5-7	R/R	Fr.	Covington, Ga. (Newton)
55	Shelby Lowe	LHP	5-9	R/L	Sr.	Carrollton, Ala. (Pickens Academy)
66	Annabelle Widra	UTL/RHP	5-7	L/R	Jr.	Hoover, Ala. (Michigan)
99	Rose Roach	INF	5-6	L/R	Jr.	Elburn, Ill. (Kaneland)

ALPHABETICAL ROSTER

No.	Name	Pos.
17	Chalea Clemmons	1B/LHP
15	Skylar Elkins	C/UTL
34	Amelia Lech	C/UTL
11	Aubrie Lisenby	C/INF
55	Shelby Lowe	LHP
1	Thalia Martin	UTL
16	KK McCrary	INF
18	Riley McNemar	INF
23	Axe Milanowski	INF
10	Makayla Packer	UTL
9	Maddie Penta	RHP
5	Mariah Penta	UTL
13	Nelia Peralta	INF
99	Rose Roach	INF
31	Millie Roberts	C/INF
4	Emmah Rolfe	RHP
20	Abbey Smith	OF
36	Kyla Stroud	INF
24	Malayna Tamborra	RHP
3	Icess Tresvik	UTL
66	Annabelle Widra	UTL/RHP
22	Anna Wohlers	C

COACHING STAFF

**HEAD COACH** | MICKEY DEAN (SEVENTH SEASON)  
**ASSOCIATE HEAD COACH** | EMILY CAROSONE (FIRST AS ASSOCIATE HC | SIXTH OVERALL)  
**ASSISTANT COACH** | EUGENE LENTI (FIFTH SEASON)  
**ASSISTANT COACH** | HANNAH SPARKS (FIRST SEASON)  
**VIDEO ANALYST** | SAVANNA PARKER (FIRST SEASON)  
**DIRECTOR OF OPERATIONS** | LEISA LEE (FIFTH SEASON)  
**GRADUATE ASSISTANT** | ABBY TAYLOR  
**GRADUATE ASSISTANT** | HUNTER SEGARS

SUPPORT STAFF

**SPORT ADMINISTRATOR** | CASEY PAGE  
**ATHLETIC TRAINER** | OLIVIA KIM  
**STRENGTH & CONDITIONING** | BRYAN "PK" KARKOSKA  
**EQUIPMENT** | BRAD RAPACZ  
**COMMUNICATIONS** | TAYLOR SHIREY

BY CLASS

FRESHMEN (5)

Chalea Clemmons, Thalia Martin, Mariah Penta, Kyla Stroud, Malayna Tamborra

SOPHOMORES (4)

Skylar Elkins, Axe Milanowski, Millie Roberts, Emmah Rolfe

JUNIORS (9)

Amelia Lech, Aubrie Lisenby, Riley McNemar, Nelia Peralta, Rose Roach, Abbey Smith, Icess Tresvik, Annabelle Widra, Anna Wohlers

SENIORS (4)

Shelby Lowe, KK McCrary, Makayla Packer, Maddie Penta

PRONUNCIATION GUIDE

Emily **CAROSONE** \_\_\_\_\_ care-uh-SONY  
**CHALEA** Clemmons \_\_\_\_\_ chay-LEE  
 Amelia **LECH** \_\_\_\_\_ leck  
 Aubrie **LISENBY** \_\_\_\_\_ liz-IN-bee  
**THALIA** Martin \_\_\_\_\_ ta-LEE-uh  
 KK **MCCRARY** \_\_\_\_\_ muh-CRAIR-ee  
 Riley **MCNEMAR** \_\_\_\_\_ mick-KNEE-mer  
 Axe **MILANOWSKI** \_\_\_\_\_ mil-an-OW-skee  
**NELIA** Peralta \_\_\_\_\_ NELL-ee-uh  
**KYLA** Stroud \_\_\_\_\_ KYE-la  
**MALAYNA** Tamborra \_\_\_\_\_ muh-LANE-na  
**ICESS** Tresvik \_\_\_\_\_ EYE-sis  
 Annabelle **WIDRA** \_\_\_\_\_ WEE-dra  
 Anna **WOHLERS** \_\_\_\_\_ WOOL-ers

INSIDE THE MATCHUP

<b>AUBURN*</b>	<b>VALUE</b>
Batting Average	.273
Hits	419
Runs per Game	5.2
Extra-Base Hits	136
RBI	285
Slugging Percentage	.450
On-Base Percentage	.368
Stolen Bases	95-109

ERA	2.20
Shutouts	23
Walks	97
Strikeouts	478
Batting Average Against	.202
Fielding Percentage	.973

<b>VIRGINIA TECH*</b>	<b>VALUE</b>
Batting Average	.300
Hits	466
Runs per Game	5.9
Extra-Base Hits	181
RBI	328
Slugging Percentage	.550
On-Base Percentage	.374
Stolen Bases	52-58

ERA	1.37
Shutouts	8
Walks	98
Strikeouts	412
Batting Average Against	.273
Fielding Percentage	.968

<b>BELMONT*</b>	<b>VALUE</b>
Batting Average	.254
Hits	382
Runs per Game	3.9
Extra-Base Hits	91
RBI	181
Slugging Percentage	.347
On-Base Percentage	.332
Stolen Bases	82-100

ERA	2.89
Shutouts	9
Walks	110
Strikeouts	401
Batting Average Against	.235
Fielding Percentage	.968

<b>ILLINOIS*</b>	<b>VALUE</b>
Batting Average	.271
Hits	397
Runs per Game	4.0
Extra-Base Hits	109
RBI	201
Slugging Percentage	.399
On-Base Percentage	.336
Stolen Bases	58-67

ERA	3.79
Shutouts	10
Walks	144
Strikeouts	311
Batting Average Against	.250
Fielding Percentage	.968

\*REFLECTS 2023 STATISTICS

PROBABLE AUBURN STARTERS

POS. NO.	NAME	CL.	B/T	AVG.	GP-GS	AB	R	H	2B	3B	HR	RBI	SLG%	OB%
C	11 Aubrie Lisenby	Jr.	R/R	.234	48-37	94	8	22	2	0	2	9	.319	.324
1B	34 Amelia Lech	Jr.	R/R	.285	57-53	144	28	41	11	0	16	47	.694	.411
2B	99 Rose Roach	Jr.	L/R	.245	47-13	53	14	13	4	0	0	10	.321	.293
3B	66 Annabelle Widra	Jr.	L/R	.250	43-27	44	5	11	1	0	3	8	.477	.298
SS	13 Nelia Peralta	Jr.	R/R	.329	62-62	164	39	54	7	2	9	23	.561	.479
LF	20 Abbey Smith	Jr.	L/R	.304	56-3	29	23	7	0	0	0	0	.304	.360
CF	10 Makayla Packer	Sr.	R/R	.307	55-47	101	24	31	3	2	0	7	.376	.355
RF	3 Icess Tresvik	Jr.	R/R	.234	60-51	124	24	29	4	0	9	22	.484	.333
DP	16 KK McCrary	Sr.	R/R	.260	54-42	123	13	32	9	0	1	19	.358	.295

POS.	NO.	NAME	CL.	ERA	W-L	APP-GS	CG-SHO	SV	IP	H	R	ER	BB	SO	AVG.
RHP	9	Maddie Penta	Jr.	1.33	27-7	43-37	17-8	3	220.2	124	50	42	55	303	.160
LHP	55	Shelby Lowe	Sr.	2.70	6-6	31-12	1-1	1	77.2	65	33	30	11	83	.217
RHP	66	Annabelle Widra	Jr.	2.72	9-5	26-11	3-2	2	79.2	78	41	31	17	75	.247

RHP	4	Emmah Rolfe	So.	5.62	1-0	11-1	0-0	0	18.2	23	17	15	14	13	.307
RHP	3	Icess Tresvik	Jr.	12.92	0-1	4-1	0-0	0	4.1	10	9	8	0	4	.435
LHP	17	Chalea Clemmons	Fr.	0.00	0-0	0-0	0-0	0	0.0	0	0	0	0	0	.000
RHP	24	Malayna Tamborra	Fr.	0.00	0-0	0-0	0-0	0	0.0	0	0	0	0	0	.000

REFLECTS 2023 STATISTICS

2024 AUBURN HONOR ROLL

**MADDIE PENTA, SR., RHP**

- USA Softball Collegiate Player of the Year Watchlist
- Softball America Preseason First Team All-American
- Preseason All-SEC Team
- D1 Softball D100 Players - No. 9
- Softball America Preseason Player Rankings - No. 9
- Softball America Preseason Pitcher Rankings - No. 3

**NELIA PERALTA, JR., INF**

- Preseason All-SEC Team

PLAYER TO WATCH: MADDIE PENTA

» All-American and reigning SEC Pitcher of the Year, Maddie Penta returns to the circle after a record-breaking 2023 campaign. Penta closed her junior season as just the second Tiger in program history to record 300 strikeouts in a single season and is on pace to set numerous program records in 2024. The right-handed ace is just eight wins shy of setting the all-time wins record on the Plains.





## NOTEBOOK

a season ago, junior Nelia Peralta returns as the heart of the Auburn offense.

» A staple at the top of the lineup, Peralta led the team in hits (54), runs scored (39), walks (43) and on-base percentage (.479) last season. She was the first player to record 50 hits in a season since a quartet of Tigers did so in 2019. She finished sixth in the SEC in walks per game and ninth in the league in on-base percentage. Her first hit of the 2024 season will be the 100th of her collegiate career.

» Peralta is expected to have a bigger role in generating runs this season and will likely be moved down in order for more RBI opportunities.

» While her offense shined, Peralta overhaul on defense went under the radar. Playing every inning at shortstop, Peralta cut her error in virtually half from 19 in 2022 to just eight in 2023. One of just two Tigers to start all 62 games last season, Peralta will be the veteran of Auburn's infield entering the season.

### PORTAL POWER

» Auburn dipped into the transfer portal over the offseason to bulk up its offense with the addition of Amelia Lech (Maryland) and Anna Wohlers (DePaul). » The powerful duo combined for 62 runs, 96 hits, 56 extra-base hits including 28 home runs and 85 RBI during their 2023 campaigns.

» Coming off the best season of her career to date, Lech was honored as a NFCA Midwest All-Region Team member last season. Wohlers as a two-time All-BIG EAST selection in her two seasons at DePaul.

### NEW KIDS ON THE BLOCK

» Touted as a top-25 recruiting class by Extra Inning Softball, a talented group of freshmen look to leave their mark on The Plains. The group features high school All-Americans, three second-generation student-athletes and some of the nation's top ranked position players.

### CHALEA CLEMMONS

- No. 5 first baseman (Extra Inning SB)
- High school All-American
- Tied the 6A state record for strikeouts in a season (314)

### THALIA MARTIN

- No. 15 overall recruit (Extra Inning SB)
- No. 3 third baseman (Extra Inning SB)
- Minority Softball Prospects All-American

### MARIAH PENTA

- A top-15 recruit (Extra Inning SB)
- Second-generation D1 softball athlete (Mother, Susan, was a pitcher at Delaware)
- Younger sister to All-American Maddie Penta

### KYLA STROUD

- No. 12 overall recruit (Extra Inning SB)
- No. 3 corner infielder (Extra Inning SB)
- Two-time USA All-American
- Father, Horace, was a member of the Auburn football team in the late '80s

### MALAYNA TAMBORRA

- No. 10 overall recruit (Extra Inning SB)
- GADC Pitcher of the Year
- Mother, Stacy, begin her softball career at Oklahoma before transferring to Florida State

### HOME ON THE PLAINS

» The friendly confines of Jane B. Moore Field has been too friendly for opposing teams in recent seasons.

» Since taking over the program in 2018, Mickey Dean has led the Tigers to at least 18 home wins in five of his six seasons. The only exception was the shortened 2020 campaign as the Tigers finished 11-2 at Jane B. Moore Field before the season was suspended.

» Dean currently holds the second-highest winning percentage in home games by a head coach and has also recorded the second most overall home wins.

### CAREER WINNING PERCENTAGE AT HOME

Clint Myers	.877	(122-17)
Mickey Dean	.810	(136-32)
Tina Deese	.643	(259-144)

» Dean isn't the only one that shines when on their home turf. Auburn ace Maddie Penta has not lost a home contest since a 3-6 decision versus Georgia on May 1, 2022.

» Since that defeat, Penta is 15-0 at Jane B. Moore Field after an undefeated performance at home last season. Penta is the only Tiger in program history to make at least 20 home appearances and not suffer a loss in a season.

» During her 15-0 performance, Penta has added a 0.68 earned run average behind five shutouts and has struck out 140. She's had three double-digit strikeout performances in this 20-game span.

### THE CAT IN THE HAT: MICKEY DEAN ERA

» Entering his seventh season on the Plains, Mickey Dean is coming off his best season at Auburn and looks to continue to build off the foundation of set during the 2023 campaign.

» With three 40-win seasons to his credit, including back-to-back seasons of 40+ wins in 2022 and 2023, Dean has brought sustained success while adding to his impressive lists of accomplishments:

### MICKEY DEAN AUBURN HIGHLIGHTS

- The 15 straight wins to open the season were the most in SEC history among first-year head coaches
- All five members of the 2019 senior class was drafted in the 2019 National Pro Fastpitch Draft
- First Auburn freshman pitcher in program history to earn All-SEC honors (Shelby Lowe)
- Auburn's 900th Program Win: Auburn 10, Jacksonville State 0 on Feb 23, 2022
- Maddie Penta earned the program's first NFCA/Division I National Pitcher of the Week honor on March 9, 2022
- Bri Ellis became the first Auburn Tiger to win SEC Freshman of the Year in 20 years
- Bri Ellis earned the first Louisville Slugger/NFCA Division I National Player of the Week honor on Feb. 28, 2023
- 200th Victory at Auburn: Auburn 10, No. 19 South Carolina, 0 on April 30, 2023.
- Milestone victories in 2023: first series win over LSU since 2017; first series win at Alabama since 2017; first series sweep of Missouri in school history
- Maddie Penta selected 2023 SEC Pitcher of the Year - first Auburn

- Maddie Penta named NFCA First-Team All-American to become the first pitcher in program history to win first-team accolades

### PACK THE PLAINS

» With the addition of a brand new outfield deck behind left field, one of the greatest environments in college softball is getting even better.

» Since Mickey Dean took over the helm in 2018, Auburn is just one of four programs in the country to surpass 250,000+ accumulated attendance, joining Alabama, LSU and Arizona. Since that span, Auburn ranks fourth in the country in average attendance with a mark of 1,566.

### IT JUST MEANS MORE... WINS

» Since the expansion of the SEC with the additions of Missouri and Texas A&M in 2014, Auburn has cemented itself as one of the winningest programs in the SEC.

» Winning 40 or more games in eight of the last 10 seasons, Auburn ranks fourth in the SEC with 411 wins in the last decade behind only Florida (489), Alabama (449) and Tennessee (423).

### K-KOUNTER

» One of the top coaches when it comes to developing pitchers, Auburn during the Mickey Dean era has been a strikeout powerhouse.

» Since 2018, Auburn is just one of 15 teams in the country to record 2,000 or more strikeouts. Auburn ranks 10th in the nation with 2,089 while ranking fourth in the SEC behind only Alabama, Mississippi State and Florida.

### TOTAL STRIKEOUTS SINCE 2018

Washington	2,541
UCLA	2,534
Oklahoma	2,492
Alabama	2,359
Michigan	2,351
Virginia Tech	2,273
Louisiana	2,266
Mississippi State	2,170
Florida	2,150
<b>Auburn</b>	<b>2,089</b>

» The one common factor in Auburn's recent success in the circle is from an All-American performance by Maddie Penta. Penta has accounted for more than 32% of Auburn's strikeout totals since 2018. » In 2023, Maddie Penta's 303 strikeouts were more than team strikeout totals for 236 Division I programs. Auburn topped the nation last season with a 478 total strikeouts.

## RECORD WATCH

## MILESTONE TRACKER

MILESTONE	PLAYER	HAS	NEEDS
700 Strikeouts	Maddie Penta	677	23
400 Strikeouts	Shelby Lowe	391	9
100 Hits	Nelia Peralta	99	1
100 Runs	Makayla Packer	86	14
100 Strikeouts	Annabelle Widra	75	25

## CAREER RECORD TRACKER

## HIGHEST STOLEN BASE PCT. (MIN. 30 ATT.)

1.	.880	Shannon Anderson (73-83)	2002-04
2.	.879	<b>Makayla Packer (51-58)</b>	2021-Pr.
3.	.875	Victoria Draper (56-64)	2014-18
4.	.857	<b>Abbey Smith (30-35)</b>	2022-Pr.
5.	.846	Marcella Passarelli (33-39)	1998-01

## TRIPLES

1.	11	Tiffany Howard	2013-16
2.	8	Sara Dean	2002-05
3.	6	Lauren Guzman	2009-12
	6	Kendall Veach	2016-19
	6	Carlee Wallace	2015-17
	6	<b>Makayla Packer</b>	2021-Pr.

## STOLEN BASES

1.	73	Shannon Anderson (73-83)	2002-04
2.	56	Victoria Draper (56-64)	2014-18
3.	51	<b>Makayla Packer (51-58)</b>	2021-Pr.
-----			
10.	32	Lauren Guzman (32-39)	2009-12
11.	31	Ashley Moore (31-47)	1999-02
12.	30	Kristina McCain (30-42)	2004-06
	30	<b>Abbey Smith (30-35)</b>	2022-Pr.

## EARNED RUN AVERAGE (MIN. 350 IP)

1.	1.60	Makayla Martin (485.1 IP)	2016-19
2.	1.61	Kaylee Carlson (520.2 IP)	2016-18
3.	1.75	<b>Maddie Penta (503.2 IP)</b>	2021-Pr.
4.	1.77	Kristen Keyes (637.0 IP)	2002-04

## OPPONENT BATTING AVERAGE (MIN. 350 IP)

1.	.172	Anna Thompson (713.0 IP)	2007-10
2.	.178	<b>Maddie Penta (503.2 IP)</b>	2021-Pr.
3.	.181	Kristen Keyes (637.0 IP)	2002-04

## FEWEST WALKS ALLOWED/7 INN. (MIN. 350 IP)

4.	2.11	Lauren Schmalz (351.1 IP)	2008-12
5.	2.11	<b>Maddie Penta (503.2 IP)</b>	2021-Pr.
6.	2.13	Jaime Rasmussen (371.2 IP)	1999-01

## STRIKEOUTS/7 INN. (MIN. 350 IP)

1.	10.58	Anna Thompson (713.0 IP)	2007-10
2.	9.41	<b>Maddie Penta (503.2 IP)</b>	2021-Pr.
3.	8.50	Holly Currie (644.0 IP)	2004-07

## WINS

1.	67	Kaylee Carlson (67-14)	2016-18
2.	63	Lexi Davis (63-25)	2013-16
3.	61	Makayla Martin (61-19)	2016-19
4.	60	<b>Maddie Penta (60-26)</b>	2021-Pr.
	60	Kristen Keyes (60-40)	2002-04
	60	Holly Currie (60-39)	2004-07

## SAVES

2.	11	Kristen Keyes	2002-04
	11	Holly Currie	2004-07
4.	8	Lauren Schmalz	2008-12
	8	Kaylee Carlson	2016-18
	8	Beth DiPietro	2004-06
7.	7	Mary Petrie	1998-01
	7	<b>Shelby Lowe</b>	2021-Pr.

## APPEARANCES

6.	117	Marcy Harper	2013-16
	117	Jenee Loree	2009-12
8.	110	Makayla Martin	2016-19
9.	106	<b>Maddie Penta</b>	2021-Pr.
	106	Kaylee Carlson	2016-18

## GAMES STARTED

1.	105	Holly Currie	2004-07
2.	94	Anna Thompson	2007-10
3.	92	<b>Maddie Penta</b>	2021-Pr.

## COMPLETE GAMES

1.	64	Kristen Keyes	2002-04
2.	54	Anna Thompson	2007-10
3.	50	Holly Currie	2004-07
4.	44	Kaylee Carlson	2016-18
5.	38	<b>Maddie Penta</b>	2021-23

## SHUTOUTS

4.	16	Makayla Martin	2016-19
5.	14	Kaylee Carlson	2016-18
6.	13	Beth DiPietro	2004-06
	13	<b>Maddie Penta</b>	2021-Pr.
-----			
10.	10	Angel Bunner	2008-12
11.	7	Lauren Schmalz	2008-12
	7	<b>Shelby Lowe</b>	2021-Pr.
	7	Jaime Rasmussen	1999-01
	7	Jennifer Lofton	2000-02

## COMBINED SHUTOUTS

1.	19	Kaylee Carlson	2016-18
2.	17	<b>Maddie Penta</b>	2021-Pr.
	17	Makayla Martin	2016-19
	17	Ashlee Swindle	2017-20
5.	14	Anna Thompson	2007-10
6.	13	Marcy Harper	2013-16
	13	<b>Shelby Lowe</b>	2021-Pr.

## INNINGS PITCHED

4.	545.2	Lexi Davis	2013-16
5.	520.2	Kaylee Carlson	2016-18
6.	503.2	<b>Maddie Penta</b>	2021-Pr.

## FEWEST HITS ALLOWED (MIN. 350 IP)

2.	321	<b>Maddie Penta (503.2 IP)</b>	2021-Pr.
3.	350	Beth DiPietro (418.0 IP)	2004-06
4.	375	Jenne Loree (480.2 IP)	2009-12

## FEWEST RUNS ALLOWED (MIN. 350 IP)

2.	154	<b>Maddie Penta (503.2 IP)</b>	2021-Pr.
3.	156	Kaylee Carlson (520.2 IP)	2016-18
3.	158	Lauren Schmalz (351.1 IP)	2008-12
4.	164	Beth DiPietro (418.0 IP)	2004-06

## FEWEST EARNED RUNS ALLOWED (MIN. 350 IP)

5.	126	<b>Maddie Penta (503.2 IP)</b>	2021-Pr.
6.	147	Angel Bunner (459.0 IP)	2008-12
7.	148	Jaime Rasmussen (371.2 IP)	1999-01
8.	149	Jennifer Lofton (418.0 IP)	1999-01

## FEWEST WALKS ALLOWED (MIN. 350 IP)

6.	152	<b>Maddie Penta (503.2 IP)</b>	2021-Pr.
7.	153	Jennifer Lofton (418.0 IP)	2000-02
8.	178	Denisse Montalvo (412.2 IP)	1997-99

## STRIKEOUTS

1.	1078	Anna Thompson	2007-10
2.	782	Holly Currie	2004-07
3.	727	Kristen Keyes	2002-04
4.	677	<b>Maddie Penta</b>	2021-Pr.
5.	480	Jenee Loree	2009-12
6.	391	<b>Shelby Lowe</b>	2021-Pr.

## STRIKEOUTS LOOKING

3.	153	Holly Currie	2004-07
4.	131	Denisse Montalvo	1997-99
5.	125	<b>Maddie Penta</b>	2021-Pr.
-----			
10.	80	Beth DiPietro	2004-06
	80	Jennifer Lofton	2000-02
12.	78	<b>Shelby Lowe</b>	2021-Pr.

## FEWEST HOMERS ALLOWED (MIN. 350 IP)

10.	39	Holly Currie (644.0 IP)	2004-07
	39	<b>Maddie Penta (503.2 IP)</b>	2021-Pr.

## MOST BATTERS FACED

6.	2086	Jenee Loree	2019-12
7.	2072	Marcy Harper	2013-16
8.	2020	<b>Maddie Penta</b>	2021-Pr.

## MOST AT BATS AGAINST

4.	2112	Lexi Davis	2013-16
5.	1947	Kaylee Carlson	2016-18
6.	1807	<b>Maddie Penta</b>	2021-Pr.

## HIGHEST FIELDING PCT. (MIN. 400 CHANCES)

1.	.998	<b>Aubrie Lisenby (399-32-1)</b>	2022-Pr.
2.	.994	Elizabeth Eisterhold (1414-152-9)	2009-12
3.	.991	Jade Rhodes (1305-44-12)	2013-16
4.	.990	Courtney Shea (510-58-6)	2015-18

**AUBURN IN THE SEC...**

**AUBURN'S SEC RANKINGS\***

Batting Average	.273 (8)
Double Plays per Game	.13 (13)
Doubles	64 (11)
Doubles per Game	1.03 (10)
Earned Run Average	2.20 (4)
Fielding Percentage	.973 (6)
Hit Batters	23 (2)
Home Runs per Game	1.03 (5)
On-Base Percentage	.368 (8)
Scoring	5.21 (6)
Shutouts	23 (1)
Slugging Percentage	.450 (7)
Stolen Bases per Game	1.53 (3)
Total Stolen Bases	95 (3)
Strikeout-to-Walk Ratio	4.93 (1)
Triples per Game	.13 (11)
W/L Percentage	.694 (4)
Walks	212 (3)

**INDIVIDUAL SEC RANKINGS\***

**SHELBY LOWE**

1. Walks Allowed Per Seven Innings	0.99
2. Strikeout-to-Walk Ratio	7.55
4. Hit Batters	4
12. Strikeouts Per Seven Innings	7.5

**MADDIE PENTA**

1. Victories	27
2. Earned Run Average	1.33
2. Innings Pitched	220.2
2. Strikeouts	303
2. Shutouts	8
2. Hits Allowed Per Seven Innings	3.93
5. Strikeouts Per Seven Innings	9.6
4. Strikeout-to-Walk Ratio	5.51
7. Saves	3
9. Walks Allowed Per Seven Innings	1.74

**MAKAYLA PACKER**

14. Stolen Bases	14
------------------	----

**NELIA PERALTA**

6. Walks Per Game	0.69
9. On Base Percentage	.479
24. Home Runs	9

**ABBEY SMITH**

7. Stolen Bases	20
-----------------	----

**ICISS TRESVIK**

24. Home Runs	9
---------------	---

**ANNABELLE WIDRA**

4. Hit Batters	4
6. Strikeout-to-Walk Ratio	4.41
6. Walks Allowed Per Seven Innings	1.49
17. Saves	2
17. Strikeouts Per Seven Innings	6.6

\*REFLECTS 2023 STATISTICS

**2024 SEC PRESEASON COACHES POLL**

RANK	SCHOOL	SEC RECORD	PCT.	OVERALL RECORD	PCT.
1.	Tennessee (6)	0-0	.000	0-0	.000
2.	Georgia (6)	0-0	.000	0-0	.000
3.	LSU	0-0	.000	0-0	.000
4.	Arkansas	0-0	.000	0-0	.000
5.	<b>AUBURN</b>	<b>0-0</b>	<b>.000</b>	<b>0-0</b>	<b>.000</b>
6.	Alabama	0-0	.000	0-0	.000
7.	Florida (1)	0-0	.000	0-0	.000
8.	Texas A&M	0-0	.000	0-0	.000
9.	South Carolina	0-0	.000	0-0	.000
10.	Kentucky	0-0	.000	0-0	.000
11.	Missouri	0-0	.000	0-0	.000
12.	Ole Miss	0-0	.000	0-0	.000
13.	Mississippi State	0-0	.000	0-0	.000

**THIS WEEK IN THE SEC...**

**THURSDAY, FEB. 8**

Tennessee vs. UT Arlington	12 p.m.
Marshall vs. Arkansas	1 p.m.
BYU vs. Ole Miss	5 p.m.
Villanova vs. Alabama	5 p.m.
Arkansas vs. FAU	6 p.m.
Nicholls vs. LSU	6 p.m.

**FRIDAY, FEB. 9**

Longwood vs. Alabama	10 a.m.
Ohio vs. Arkansas	10:30 a.m.
Kentucky vs. UC San Diego	12 p.m.
<b>Virginia Tech vs. Auburn</b>	<b>1 p.m.</b>
Kentucky vs. Stanford	2:30 p.m.
Murray State vs. Georgia	2:30 p.m.
Missouri vs. Utah	3 p.m.
Jacksonville State vs. South Carolina	3 p.m.
Alabama vs. Georgia Tech	3 p.m.
Valparaiso vs. Texas A&M	3:30 p.m.

**Belmont vs. Auburn**

<b>4 p.m.</b>	
Oregon State vs. Florida	4:30 p.m.
South Dakota vs. Georgia	5 p.m.
Nevada vs. Ole Miss	6 p.m.
Memphis vs. LSU	6 p.m.
Missouri vs. NC State	6 p.m.
Tennessee vs. Baylor	6:30 p.m.
Lehigh vs. Texas A&M	6:30 p.m.
Kansas City vs. Ole Miss	8:30 p.m.

**SATURDAY, FEB. 10**

Penn State vs. Arkansas	8 a.m.
Arkansas vs. Michigan State	10:15 a.m.
Stanford vs. Kentucky	11 a.m.
Murray State vs. Georgia	12 p.m.
Missouri vs. South Alabama	12 p.m.

Alabama vs. Longwood	12:30 p.m.
<b>Virginia Tech vs. Auburn</b>	<b>1 p.m.</b>
Florida vs. Michigan	1 p.m.
Pitt vs. LSU	1:30 p.m.
Jacksonville State vs. South Carolina	2 p.m.
Tennessee vs. Baylor	2 p.m.
Purdue vs. Georgia	2:30 p.m.
Alabama vs. Georgia Tech	3 p.m.
Lehigh vs. Texas A&M	3:30 p.m.
<b>Illinois vs. Auburn</b>	<b>4 p.m.</b>
Memphis vs. LSU	4 p.m.
Virginia vs. South Carolina	4:30 p.m.
Florida vs. Illinois State	6 p.m.
Liberty vs. Missouri	6 p.m.
Kentucky vs. San Diego State	6:30 p.m.
Tulsa vs. Texas A&M	6:30 p.m.
Ole Miss vs. Hawai'i	11 p.m.

**SUNDAY, FEB. 11**

Clemson vs. Missouri	9 a.m.
Bethune vs. Florida	11 a.m.
Purdue vs. Georgia	11 a.m.
Tennessee vs. Baylor	11 a.m.
Virginia vs. South Carolina	11:30 a.m.
Tulsa vs. Texas A&M	11:30 a.m.
Minnesota vs. Kentucky	12 p.m.
Pitt vs. LSU	12 p.m.
Florida vs. South Florida	1:30 p.m.
<b>Belmont vs. Auburn</b>	<b>2 p.m.</b>
UNC Greensboro vs. South Carolina	2 p.m.
Ole Miss vs. Hawai'i	5 p.m.



AUBURN ACROSS THE COUNTRY...

AUBURN'S NCAA RANKINGS\*

Batting Average	.273 (114)
Double Plays per Game	.13 (273)
Doubles	64 (106)
Doubles per Game	1.03 (202)
Earned Run Average	2.20 (27)
Fielding Percentage	.973 (37)
Hit Batters	23 (90)
Home Runs per Game	1.03 (36)
On-Base Percentage	.368 (67)
Scoring	5.21 (47)
Shutouts	23 (3)
Slugging Percentage	.450 (54)
Stolen Bases per Game	1.53 (44)
Total Stolen Bases	95 (2)
Strikeout-to-Walk Ratio	4.93 (30)
Triples per Game	.13 (177)
W/L Percentage	.694 (31)
Walks	212 (11)

INDIVIDUAL NCAA RANKINGS\*

SHELBY LOWE

7. Strikeout-to-Walk Ratio	7.55
17. Walks Allowed Per Seven Innings	0.99
72. Hit Batters	4
74. Strikeouts Per Seven Innings	7.5

MADDIE PENTA

2. Strikeouts	303
9. Innings Pitched	220.2
5. Victories	27
11. Shutouts	8
12. Hits Allowed Per Seven Innings	3.93
13. Earned Run Average	1.33
15. Strikeouts Per Seven Innings	9.6
22. Strikeout-to-Walk Ratio	5.51
63. Saves	3

NELIA PERALTA

29. Walks Per Game	0.69
61. On Base Percentage	.479

ABBEY SMITH

98. Stolen Bases	20
------------------	----

ANNABELLE WIDRA

44. Strikeout-to-Walk Ratio	4.41
72. Hit Batters	4
76. Walks Allowed Per Seven Innings	1.49

\*REFLECTS 2023 STATISTICS

NFCA COACHES POLL

RK.	TEAM	2023 RECORD
1.	Oklahoma (32)	61-1
2.	<b>Tennessee</b>	<b>51-10</b>
T3.	Florida State	58-11
T3.	Stanford	47-15
5.	<b>Clemson</b>	<b>49-12</b>
6.	Georgia	42-15
7.	Washington	44-15
8.	Texas	45-15-1
9.	Oklahoma State	47-16
10.	UCLA	52-7
11.	Duke	48-12
12.	<b>Alabama</b>	<b>45-22</b>
13.	<b>Utah</b>	<b>42-16</b>
14.	<b>LSU</b>	<b>42-17</b>
15.	Oregon	38-17
16.	<b>Arkansas</b>	<b>40-19</b>
17.	Florida	38-22
18.	Nebraska	36-22
19.	<b>AUBURN</b>	<b>43-19</b>
20.	<b>Northwestern</b>	<b>42-13</b>
21.	Louisiana	50-16
22.	Baylor	40-18
23.	South Carolina	40-22
24.	San Diego State	39-17
25.	<b>Kentucky</b>	<b>31-22-1</b>

RV: Virginia Tech, Texas A&M, Wichita State, Liberty, California, Arizona, Boston University, McNeese State, Miami University, Charlotte

USA SOFTBALL POLL

RK.	TEAM	2023 RECORD
1.	Oklahoma (25)	61-1
2.	<b>Tennessee</b>	<b>51-10</b>
3.	Stanford	47-15
4.	Florida State	58-11
5.	Texas	45-15-1
6.	Georgia	42-15
7.	<b>Clemson</b>	<b>49-12</b>
8.	UCLA	52-7
9.	Duke	48-12
10.	Washington	44-15
11.	Oklahoma State	47-16
12.	<b>Arkansas</b>	<b>40-19</b>
13.	Oregon	38-17
14.	<b>Alabama</b>	<b>45-22</b>
15.	<b>LSU</b>	<b>42-17</b>
16.	<b>Utah</b>	<b>42-16</b>
17.	Nebraska	36-22
18.	Florida	38-22
19.	Baylor	40-18
20.	<b>AUBURN</b>	<b>43-19</b>
21.	Louisiana	50-16
22.	South Carolina	40-22
23.	<b>Virginia Tech</b>	<b>39-20</b>
24.	<b>Texas A&amp;M</b>	<b>35-21</b>
25.	<b>Northwestern</b>	<b>42-13</b>

RV: San Diego State, Kentucky, UCF, Arizona, Missouri, Wichita State, McNeese, Notre Dame, Arizona State, Liberty, Indiana, Miami (Ohio), Minnesota, Mississippi State, Ole Miss, Central Arkansas, Michigan, North Texas

D1 SOFTBALL POLL

RK.	TEAM	2023 RECORD
1.	Oklahoma	61-1
2.	Stanford	47-15
3.	<b>Tennessee</b>	<b>51-10</b>
4.	Florida State	58-11
5.	Texas	45-15-1
6.	Georgia	42-15
7.	<b>Clemson</b>	<b>49-12</b>
8.	Duke	48-12
9.	UCLA	52-7
10.	Washington	44-15
11.	<b>Alabama</b>	<b>45-22</b>
12.	Oklahoma State	47-16
13.	Nebraska	36-22
T14.	Oregon	38-17
T14.	<b>Utah</b>	<b>42-16</b>
16.	Baylor	40-18
17.	<b>LSU</b>	<b>42-17</b>
18.	<b>Arkansas</b>	<b>40-19</b>
19.	<b>AUBURN</b>	<b>43-19</b>
20.	Florida	38-22
21.	Louisiana	50-16
22.	South Carolina	40-22
23.	San Diego State	39-17
24.	<b>Northwestern</b>	<b>42-13</b>
25.	<b>Texas A&amp;M</b>	<b>35-21</b>

SOFTBALL AMERICA POLL

RK.	TEAM	2023 RECORD
1.	Oklahoma	61-1
2.	<b>Tennessee</b>	<b>51-10</b>
3.	Florida State	58-11
4.	Stanford	47-15
5.	<b>Clemson</b>	<b>49-12</b>
6.	Georgia	42-15
7.	Texas	45-15-1
8.	<b>Arkansas</b>	<b>40-19</b>
9.	Duke	48-12
10.	UCLA	52-7
11.	Baylor	40-18
12.	<b>LSU</b>	<b>42-17</b>
13.	<b>Utah</b>	<b>42-16</b>
14.	Oklahoma State	47-16
15.	Nebraska	36-22
16.	Oregon	38-17
17.	South Carolina	40-22
18.	<b>Virginia Tech</b>	<b>39-20</b>
19.	<b>Texas A&amp;M</b>	<b>35-21</b>
20.	<b>AUBURN</b>	<b>43-19</b>
21.	<b>Alabama</b>	<b>45-22</b>
22.	Washington	44-15
23.	Louisiana	50-16
24.	Florida	38-22
25.	San Diego State	39-17

AU IN THE POLLS

WK	NFCA	USA	D1	SA	RPI
PRE	19	20	19	20	---

## AUBURN BY THE NUMBERS

### UNDER COACH DEAN...

	2024	AT AUBURN
Overall	0-0	206-109
Home	0-0	136-32
Away	0-0	37-49
Neutral	0-0	42-29
vs. SEC	0-0	54-67
Series Game One	0-0	18-24
Series Game Two	0-0	17-24
Series Game Three	0-0	20-20
vs. Non-Conference	0-0	152-41
Day Games	0-0	153-79
Night Games	0-0	53-29
Extra Innings	0-0	8-13
vs. Left-Handed Starters	0-0	19-17
vs. Right-Handed Starters	0-0	187-91
Starter receives decision	0-0	161-84
Reliever receives decision	0-0	42-24
Starter goes 5+ innings	0-0	129-52
Starter goes less than 5 inn.	0-0	75-56
Scoring First	0-0	158-27
Opponent Scores First	0-0	48-82
Leading after 5 innings	0-0	137-12
Trailing after 5 innings	0-0	10-75
Tied after 5 innings	0-0	12-16
Leading after 6 innings	0-0	130-6
Trailing after 6 innings	0-0	4-80
Tied after 6 inning	0-0	11-13
vs. Ranked Opponents	0-0	36-75
vs. Top-10 Opponents	0-0	8-32
Shutouts	0-0	81-29
One-Run Games	0-0	29-48
Two-Run Games	0-0	28-12
Scoring 0-2 Runs	0-0	20-79
Scoring 3-5 Runs	0-0	68-24
Scoring 6-9 Runs	0-0	80-6
Scoring 10+ Runs	0-0	38-0
Opponent Scores 0-2 Runs	0-0	164-25
Opponent Scores 3-5 Runs	0-0	35-40
Opponent Scores 6-9 Runs	0-0	7-34
Opponent Scores 10+ Runs	0-0	0-10
Out-Hit Opponent	0-0	170-13
Out-Hit by Opponent	0-0	23-87
Hits are Tied	0-0	13-9
Without Hitting a Homer	0-0	58-65
Hitting a Homer	0-0	148-44
Opponent Doesn't Hit a Homer	0-0	148-45
Opponent Hits a Homer	0-0	58-65
Errorless	0-0	112-31
Committing One Error	0-0	59-42
Committing 2+ errors	0-0	34-36
Opponent is errorless	0-0	55-50
<b>BY JERSEY</b>		
White	0-0	49-26
Navy	0-0	58-33
Orange	0-0	40-20
Gray	0-0	27-16
Pinstripe	0-0	29-14
Pink	0-0	3-0
<b>BY DAY OF WEEK</b>		
Monday	0-0	4-1
Tuesday	0-0	3-1
Wednesday	0-0	22-4
Thursday	0-0	12-4
Friday	0-0	60-27
Saturday	0-0	56-47
Sunday	0-0	49-25
<b>BY MONTH</b>		
February	0-0	84-16
March	0-0	39-29
April	0-0	38-37
May	0-0	15-27
June	0-0	0-0

### VERSUS CONFERENCE

<b>SEC</b>	<b>0-0</b>
Alabama	0-0
Arkansas	0-0
Kentucky	0-0
LSU	0-0
Missouri	0-0
Ole Miss	0-0
Tennessee	0-0
Texas A&M	0-0
<b>ACC</b>	<b>0-0</b>
Clemson	0-0
Georgia Tech	0-0
Virginia Tech	0-0
<b>AMERICAN</b>	<b>0-0</b>
North Texas	0-0
Wichita State	0-0
<b>BIG SOUTH</b>	<b>0-0</b>
Longwood	0-0
USC Upstate	0-0
<b>BIG TEN</b>	<b>0-0</b>
Illinois	0-0
Northwestern	0-0
<b>BIG WEST</b>	<b>0-0</b>
UC Davis	0-0
<b>CONFERENCE USA</b>	<b>0-0</b>
Louisiana Tech	0-0
UAB	0-0
<b>MISSOURI VALLEY</b>	<b>0-0</b>
Belmont	0-0
Northern Iowa	0-0
<b>OHIO VALLEY</b>	<b>0-0</b>
Southeast Missouri State	0-0
<b>SOUTHERN</b>	<b>0-0</b>
Samford	0-0
<b>SUN BELT</b>	<b>0-0</b>
Troy	0-0
<b>PAC 12</b>	<b>0-0</b>
Utah	0-0

### COME FROM BEHIND WINS [0]

DATE OPPONENT DEFICIT(S) FINAL

### WALK-OFF WINS [0]

DATE OPPONENT SCORE (INN.) FINAL

## AUBURN VS. RANKED OPPONENTS

2024 RESULTS				BREAKDOWN			
DATE	OPPONENT	RANKING	RESULT	YEAR	RECORD	RANKING	RECORD
				1997	2-6	1	3-17
				1998	1-11	2	3-13
				1999	0-8-1	3	4-21
				2000	4-14	4	10-17
				2001	2-12	5	2-7
				2002	5-13	6	5-25
				2003	1-15	7	6-12
				2004	11-12	8	8-18
				2005	8-8	9	3-11
				2006	5-12	10	3-19
				2007	0-12	11	13-17
				2008	5-14	12	15-12
				2009	3-15	13	12-19
				2010	2-17	14	6-17
				2011	7-14	15	15-15
				2012	4-14	16	12-15
				2013	2-10	17	2-5
				2014	10-14	18	9-13
				2015	22-9	19	7-12
				2016	19-11	20	4-8
				2017	13-10	21	5-13-1
				2018	9-11	22	3-1
				2019	7-17	23	7-3
				2020	2-7	24	3-8
				2021	6-16	25	2-7
				2022	5-13		
				2023	7-10		
				2024	0-0		
				<b>TOTAL</b>	<b>162-325-1</b>	<b>TOTAL</b>	<b>162-325-1</b>

## AUBURN HITTING BY THE NUMBERS

### HITTING

Elkins Records Hit _____	0-0
Elkins Records Multi-Hit Game ____	0-0
Elkins Hits Home Run _____	0-0
Lech Records Hit _____	0-0
Lech Records Multi-Hit Game ____	0-0
Lech Hits Home Run _____	0-0
Lisenby Records Hit _____	0-0
Lisenby Records Multi-Hit Game ____	0-0
Lisenby Hits Home Run _____	0-0
Martin Records Hit _____	0-0
Martin Records Multi-Hit Game ____	0-0
Martin Hits Home Run _____	0-0
McCrary Records Hit _____	0-0
McCrary Records Multi-Hit Game ____	0-0
McCrary Hits Home Run _____	0-0
McNemar Records Hit _____	0-0
McNemar Records Multi-Hit Game ____	0-0
McNemar Hits Home Run _____	0-0
Milanowski Records Hit _____	0-0
Milanowski Records Multi-Hit Game ____	0-0
Milanowski Hits Home Run _____	0-0
Packer Records Hit _____	0-0
Packer Records Multi-Hit Game ____	0-0
Packer Records Home Run _____	0-0
Penta, Mariah Records Hit _____	0-0
Penta, Mariah Multi-Hit Game ____	0-0
Penta, Mariah Hits Home Run _____	0-0
Peralta Records Hit _____	0-0
Peralta Records Multi-Hit Game ____	0-0
Peralta Hits Home Run _____	0-0
Roach Records Hit _____	0-0
Roach Records Multi-Hit Game ____	0-0
Roach Hits Home Run _____	0-0
Roberts Records Hit _____	0-0
Roberts Records Multi-Hit Game ____	0-0
Roberts Hits Home Run _____	0-0
Smith Records Hit _____	0-0
Smith Records Multi-Hit Game ____	0-0
Smith Hits Home Run _____	0-0
Stroud Records Hit _____	0-0
Stroud Records Multi-Hit Game ____	0-0
Stroud Hits Home Run _____	0-0
Tresvik Records Hit _____	0-0
Tresvik Records Multi-Hit Game ____	0-0
Tresvik Hits Home Run _____	0-0
Widra Records Hit _____	0-0
Widra Records Multi-Hit Game ____	0-0
Widra Hits Home Run _____	0-0
Wohlers Records Hit _____	0-0
Wohlers Records Multi-Hit Game ____	0-0
Wohlers Hits Home Run _____	0-0

### LEADING OFF

### HOME RUNS

CAREER DINGERS	SOLO	2R	3R	GS	TOTAL
Peralta, Nelia	13	6	---	---	19
Packer, Makayla	7	4	---	1	12
Tresvik, Icess	6	3	---	---	9
Lisenby, Aubrie	1	2	1	---	4
Widra, Annabelle	1	2	---	---	2
McCrary, KK	1	---	---	---	1
McNemar, Riley	---	1	---	---	1
Milanowski, Axe	---	---	1	---	1

### 2024 BREAKDOWN

Total _____	0
At Jane B. Moore Field _____	0
On the Road _____	0
At Neutral Sites _____	0
vs. RHP _____	0
vs. LHP _____	0
w/0 Outs _____	0
w/1 Out _____	0
w/2 Outs _____	0
Solo _____	0
Two Run _____	0
Three Run _____	0
Grand Slam _____	0
Back-to-Back Jacks _____	0
Pinch-Hit Homer _____	0
Walk-Off _____	0
Opponent Total _____	0
Last HR Given Up _____ at Clemson (5/21/23)	
Consecutive Games w/o HR (Season Long) _____	0 (0)

### 2024 TOUCH'EM ALL TRACKER

PLAYER	DATE	OPPONENT	ON-BASE	OUTS
--------	------	----------	---------	------

MULTIPLE-HIT GAMES	2	3	4	5+	2024	CAREER
Nelia Peralta	-	-	-	-	-	26
Makayla Packer	-	-	-	-	-	23
KK McCrary	-	-	-	-	-	8
Icess Tresvik	-	-	-	-	-	6
Aubrie Lisenby	-	-	-	-	-	6
Annabelle Widra	-	-	-	-	-	3
Rose Roach	-	-	-	-	-	2
Abbey Smith	-	-	-	-	-	1
<b>TEAM</b>	<b>0</b>	<b>0</b>	<b>0</b>	<b>0</b>	<b>0</b>	<b>75</b>

MULTIPLE-RBI GAMES	2	3	4	5+	2024	CAREER
Nelia Peralta	-	-	-	-	-	17
Makayla Packer	-	-	-	-	-	11
Aubrie Lisenby	-	-	-	-	-	7
Icess Tresvik	-	-	-	-	-	7
KK McCrary	-	-	-	-	-	4
Rose Roach	-	-	-	-	-	4
Riley McNemar	-	-	-	-	-	2
Axe Milanowski	-	-	-	-	-	2
Annabelle Widra	-	-	-	-	-	2
<b>TEAM</b>	<b>0</b>	<b>0</b>	<b>0</b>	<b>0</b>	<b>0</b>	<b>56</b>

HITTING STREAKS	CURRENT	2024	CAREER
Nelia Peralta	---	---	11
Makayla Packer	1	---	9
Icess Tresvik	2	---	5
Aubrie Lisenby	---	---	4
KK McCrary	---	---	4
Abbey Smith	1	---	4
Annabelle Widra	---	---	4
Rose Roach	3	---	3
Axe Milanowski	---	---	2
Millie Roberts	---	---	1
Riley McNemar	---	---	1

REACHED BASE	CURRENT	2024	CAREER
Nelia Peralta	---	---	29
Makayla Packer	1	---	13
KK McCrary	---	---	7
Icess Tresvik	3	---	7
Aubrie Lisenby	---	---	8
Rose Roach	3	---	5
Abbey Smith	1	---	5
Annabelle Widra	---	---	4
Axe Milanowski	---	---	3
Millie Roberts	---	---	2
Riley McNemar	---	---	2
Skylar Elkins	---	---	1
Maddie Penta	1	---	1

## 2024 RESULTS

**OVERALL RECORD: 0-0 | SEC: 0-0 | HOME: 20-0 | AWAY: 0-0 | NEUTRAL: 0-0**

Date	Opponent	W/L	SCORE	INNINGS	OVERALL	SEC	PITCHER OF RECORD	ATTENDANCE	TIME
------	----------	-----	-------	---------	---------	-----	-------------------	------------	------

() EXTRA INNINGS GAME | \* - Southeastern Conference Game

2023 OVERALL STATISTICS



2023 Auburn Softball  
Overall Statistics for Auburn (as of May 23, 2023)  
(All games Sorted by Batting avg)



Record: 43-19 Home: 26-4 Away: 9-9 Neutral: 8-6 SEC: 15-9

Player	avg	gp-gs	ab	r	h	2b	3b	hr	rbi	tb	slg%	bb	hp	so	gdp	ob%	sf	sh	sb-att	po	a	e	fld%	
13 Nelia Peralta	.329	62-62	164	39	54	7	2	9	23	92	.561	43	5	21	1	.479	1	0	4-7	71	75	8	.948	
5 Lindsey Garcia	.280	61-61	161	30	45	9	1	10	43	86	.534	18	3	29	1	.361	1	1	7-8	42	1	2	.956	
77 Bri Ellis	.275	62-62	153	27	42	8	0	14	47	92	.601	32	7	37	0	.415	3	0	2-2	264	12	3	.989	
3 Icess Tresvik	.234	59-51	124	24	29	4	0	9	22	60	.484	19	0	29	3	.333	1	0	7-7	76	3	0	1.000	
-----																								
25 Kenadie Cooper	.333	43-0	3	15	1	1	0	0	0	2	.667	0	0	0	0	.333	0	0	5-6	0	0	0	.000	
7 Denver Bryant	.319	56-42	116	22	37	4	1	5	16	58	.500	14	1	29	0	.397	0	1	4-4	29	33	11	.849	
10 Makayla Packer	.307	55-47	101	24	31	3	2	0	7	38	.376	7	1	35	1	.355	1	4	14-17	62	2	1	.985	
20 Abbey Smith	.304	59-3	23	29	7	0	0	0	0	7	.304	2	0	3	0	.360	0	1	20-22	20	1	0	1.000	
12 Carlee McCondichie	.303	58-52	119	24	36	5	1	2	22	49	.412	7	1	17	0	.341	2	2	4-6	62	43	4	.963	
16 KK McCrary	.260	54-42	123	13	32	9	0	1	19	44	.358	5	1	14	1	.295	0	3	7-7	18	0	1	.947	
0 Aspyrn Godwin	.253	47-30	79	9	20	3	0	5	19	38	.481	7	0	20	2	.314	0	2	0-0	230	13	2	.992	
66 Annabelle Widra	.250	26-19	44	5	11	1	0	3	8	21	.477	3	0	11	1	.298	0	1	2-2	8	21	5	.853	
23 Axe Milanowski	.250	22-1	12	5	3	1	0	1	6	7	.583	4	1	7	0	.471	0	0	2-2	27	3	1	.968	
99 Rose Roach	.245	47-13	53	14	13	4	0	0	10	17	.321	4	0	9	0	.293	1	2	9-10	29	24	4	.930	
22 Jessie Blaine	.236	56-33	106	10	25	0	1	2	18	33	.311	17	2	12	0	.349	1	1	3-3	46	3	0	1.000	
31 Millie Roberts	.235	25-0	17	2	4	1	0	0	4	5	.294	3	0	6	0	.333	1	0	1-1	1	0	0	1.000	
11 Aubrie Lisenby	.234	48-37	94	8	22	2	0	2	9	30	.319	11	2	18	1	.324	1	3	1-2	187	18	0	1.000	
17 Maia Engelkes	.231	14-1	13	4	3	1	0	1	7	7	.538	3	1	1	0	.412	0	0	0-0	0	0	0	.000	
2 Sydney Cox	.167	27-6	24	5	4	1	0	0	5	5	.208	10	1	4	0	.429	0	2	0-0	7	0	0	1.000	
15 Skylar Elkins	.000	36-0	4	11	0	0	0	0	0	0	.000	2	0	1	0	.333	0	0	3-3	19	0	0	1.000	
4 Emmah Rolfe	.000	1-0	1	0	0	0	0	0	0	0	.000	0	0	0	0	.000	0	0	0-0	0	4	0	1.000	
9 Maddie Penta	.000	1-0	0	1	0	0	0	0	0	0	.000	1	0	0	0	1.000	0	1	0-0	3	32	0	1.000	
18 Riley McNemar	.000	6-0	0	2	0	0	0	0	0	0	.000	0	0	0	0	.000	0	0	0-0	0	0	0	.000	
Totals	.273	62	1534	323	419	64	8	64	285	691	.450	212	26	303	11	.368	13	24	95-109	1203	294	42	.973	
Opponents	.202	62	1486	150	300	46	7	39	132	477	.321	97	23	478	4	.260	7	15	38-48	1155	410	76	.954	

LOB - Team (331), Opp (275). DPs turned - Team (8), Opp (26). IBB - Team (6), B. Ellis 5, N. Peralta 1, Opp (4). Picked off - Ken. Cooper 1, A. Lisenby 1.

(All games Sorted by Earned run avg)

Player	era	w-l	app	gs	cg	sho	sv	ip	h	r	er	bb	so	2b	3b	hr	b/avg	wp	hp	bks	sfa	sha		
9 Maddie Penta	1.33	27-7	43	37	17	8/10	3	220.2	124	50	42	55	303	12	5	16	.160	8	15	0	1	7		
55 Shelby Lowe	2.70	6-6	31	12	1	1/10	1	77.2	65	33	30	11	83	16	1	11	.217	3	4	0	2	3		
66 Annabelle Widra	2.72	9-5	26	11	3	2/4	2	79.2	78	41	31	17	75	13	1	9	.247	3	4	0	0	5		
-----																								
4 Emmah Rolfe	5.62	1-0	11	1	0	0/2	0	18.2	23	17	15	14	13	3	0	2	.311	5	0	0	3	0		
3 Icess Tresvik	12.92	0-1	4	1	0	0/1	0	4.1	10	9	8	0	4	2	0	1	.435	0	0	0	1	0		
Totals	2.20	43-19	62	62	21	23/12	6	401.0	300	150	126	97	478	46	7	39	.202	19	23	0	7	15		
Opponents	4.75	19-43	62	62	20	4/0	2	385.0	419	323	261	212	303	64	8	64	.273	38	26	0	13	24		

PB - Team (12), A. Lisenby 5, A. Godwin 3, S. Elkins 2, J. Blaine 2, Opp (9). Pickoffs - Team (1), A. Lisenby 1, Opp (2). SBA/ATT - M. Penta (22-30), A. Godwin (22-24), A. Lisenby (12-20), E. Rolfe (7-7), A. Widra (4-6), S. Lowe (5-5), J. Blaine (4-4).

2023 CONFERENCE STATISTICS



2023 Auburn Softball  
Conference statistics for Auburn (as of May 23, 2023)  
(SEC games only Sorted by Batting avg)



Record: 15-9 Home: 9-3 Away: 6-6 SEC: 15-9

Player	avg	gp-gs	ab	r	h	2b	3b	hr	rbi	tb	slg%	bb	hp	so	gdp	ob%	sf	sh	sb-att	po	a	e	fld%	
7 Denver Bryant	.322	24-21	59	7	19	2	0	3	10	30	.508	8	0	12	0	.403	0	0	2-2	21	19	3	.930	
13 Nelia Peralta	.299	24-24	67	12	20	2	0	5	8	37	.552	15	2	8	0	.435	1	0	1-3	35	33	2	.971	
11 Aubrie Lisenby	.278	24-20	54	4	15	1	0	2	7	22	.407	7	1	15	0	.365	1	2	1-2	76	10	0	1.000	
77 Bri Ellis	.242	24-24	62	7	15	2	0	4	9	29	.468	16	2	19	0	.413	0	0	0-0	125	6	2	.985	
10 Makayla Packer	.240	23-23	50	5	12	0	0	0	2	12	.240	3	1	18	1	.296	0	3	5-6	39	2	1	.976	
5 Lindsey Garcia	.192	24-24	73	8	14	1	0	5	11	30	.411	4	0	15	1	.234	0	1	1-1	24	1	1	.962	
3 Icess Tresvik	.173	23-19	52	5	9	2	0	2	4	17	.327	7	0	15	3	.271	0	0	2-2	28	0	0	1.000	
-----																								
31 Millie Roberts	.250	5-0	4	0	1	0	0	0	0	1	.250	0	0	3	0	.250	0	0	0-0	0	0	0	.000	
2 Sydney Cox	.250	5-0	4	0	1	0	0	0	0	1	.250	1	0	0	0	.400	0	1	0-0	1	0	0	1.000	
16 KK McCrary	.222	21-14	45	3	10	2	0	0	6	12	.267	2	1	7	1	.271	0	1	2-2	3	0	1	.750	
0 Aspyr Godwin	.222	19-9	27	2	6	1	0	1	4	10	.370	2	0	7	1	.276	0	1	0-0	75	5	0	1.000	
99 Rose Roach	.214	16-6	14	3	3	0	0	0	2	3	.214	2	0	5	0	.294	1	2	1-2	14	9	0	1.000	
22 Jessie Blaine	.179	20-10	39	1	7	0	0	0	2	7	.179	2	2	8	0	.250	1	0	0-0	21	1	0	1.000	
12 Carlee McCondichie	.154	22-18	39	4	6	1	0	1	3	10	.256	2	1	6	0	.214	0	1	1-2	25	16	2	.953	
20 Abbey Smith	.000	22-1	6	8	0	0	0	0	0	0	.000	0	0	1	0	.000	0	1	5-6	10	1	0	1.000	
66 Annabelle Widra	.000	4-3	6	0	0	0	0	0	0	0	.000	0	0	3	0	.000	0	1	0-0	2	4	0	1.000	
17 Maia Engelkes	.000	1-0	1	0	0	0	0	0	0	0	.000	0	0	1	0	.000	0	0	0-0	0	0	0	.000	
15 Skylar Elkins	.000	15-0	0	6	0	0	0	0	0	0	.000	0	0	0	0	.000	0	0	3-3	0	0	0	.000	
23 Axe Milanowski	.000	1-0	0	0	0	0	0	0	0	0	.000	0	0	0	0	.000	0	0	0-0	1	0	0	1.000	
25 Kenadie Cooper	.000	17-0	0	5	0	0	0	0	0	0	.000	0	0	0	0	.000	0	0	1-1	0	0	0	.000	
Totals	.229	24	602	80	138	14	0	23	68	221	.367	71	10	143	7	.319	4	14	25-32	502	128	12	.981	
Opponents	.202	24	609	61	123	22	2	17	54	200	.328	49	11	172	0	.273	2	7	20-26	494	184	20	.971	

LOB - Team (127), Opp (115). DPs turned - Team (2), Opp (14). IBB - Team (5), B. Ellis 4, N. Peralta 1, Opp (4). Picked off - A. Lisenby 1.

(SEC games only Sorted by Earned run avg)

Player	era	w-l	app	gs	cg	sho	sv	ip	h	r	er	bb	so	2b	3b	hr	b/avg	wp	hp	bks	sfa	sha
9 Maddie Penta	1.02	12-2	16	15	13	6/1	1	110.1	54	19	16	29	138	5	2	8	.143	6	5	0	0	3
66 Annabelle Widra	4.10	2-4	9	3	0	0/0	0	29.0	33	19	17	9	18	7	0	4	.287	1	4	0	0	4
-----																						
55 Shelby Lowe	4.85	1-3	9	6	0	0/1	0	21.2	29	15	15	3	15	10	0	4	.312	1	2	0	1	0
4 Emmah Rolfe	8.84	0-0	4	0	0	0/0	0	6.1	7	8	8	8	1	0	0	1	.292	3	0	0	1	0
Totals	2.34	15-9	24	24	13	7/1	1	167.1	123	61	56	49	172	22	2	17	.202	11	11	0	2	7
Opponents	2.42	9-15	24	24	8	2/0	1	164.2	138	80	57	71	143	14	0	23	.229	12	10	0	4	14

PB - Team (4), A. Lisenby 2, A. Godwin 1, J. Blaine 1, Opp (3). Pickoffs - Team (1), A. Lisenby 1, Opp (1). SBA/ATT - M. Penta (13-18), A. Godwin (13-14), A. Lisenby (6-11), E. Rolfe (4-4), A. Widra (2-3), S. Lowe (1-1), J. Blaine (1-1).

### 2023 TEAM HITTING LEADERS

BATTING AVERAGE			SLUGGING PCT.			ON BASE PCT.		
1.	Nelia Peralta	.329	1.	Bri Ellis	.601	1.	Nelia Peralta	.479
2.	Lindsey Garcia	.280	2.	Nelia Peralta	.561	2.	Bri Ellis	.415
3.	Bri Ellis	.275	3.	Lindsey Garcia	.534	3.	Lindsey Garcia	.361
4.	Icess Tresvik	.234	4.	Icess Tresvik	.484	4.	Icess Tresvik	.333
RUNS SCORED			HITS			RUNS BATTED IN		
1.	Nelia Peralta	39	1.	Nelia Peralta	54	1.	Bri Ellis	47
2.	Lindsey Garcia	30	2.	Lindsey Garcia	45	2.	Lindsey Garcia	43
3.	Abbey Smith	29	3.	Bri Ellis	42	3.	Nelia Peralta	23
4.	Bri Ellis	27	4.	Denver Bryant	37	4.	Icess Tresvik	22
5.	Three tied at ...	24	5.	Carlee McCondichie	36		Carlee McCondichie	22
DOUBLES			TRIPLES			HOME RUNS		
1.	KK McCrary	9	1.	Nelia Peralta	2	1.	Bri Ellis	14
	Lindsey Garcia	9		Makayla Packer	2	2.	Lindsey Garcia	10
3.	Bri Ellis	8	3.	Four tied at ...	1	3.	Nelia Peralta	9
4.	Nelia Peralta	7					Icess Tresvik	9
5.	Carlee McCondichie	5				5.	Two tied at ...	5
TOTAL BASES			WALKS			HIT BY PITCH		
1.	Bri Ellis	92	1.	Nelia Peralta	43	1.	Bri Ellis	7
	Nelia Peralta	92	2.	Bri Ellis	32	2.	Nelia Peralta	5
3.	Lindsey Garcia	86	3.	Icess Tresvik	19	3.	Lindsey Garcia	3
4.	Icess Tresvik	60	4.	Lindsey Garcia	18	4.	Aubrie Lisenby	2
5.	Denver Bryant	58	5.	Jessie Blaine	17		Jessie Blaine	2
SAC BUNTS			SAC FLIES			STOLEN BASES		
1.	Makayla Packer	4	1.	Bri Ellis	3	1.	Abbey Smith	20
2.	KK McCrary	3	2.	Carlee McCondichie	2	2.	Makayla Packer	14
	Aubrie Lisenby	3	3.	Eight tied at ...	1	3.	Rose Roach	9
4.	Four tied at ...	2				4.	Three tied at ...	7

### 2023 TEAM PITCHING LEADERS

ERA			OPP. BATTING AVG.			WIN-LOSS PCT.		
1.	Maddie Penta	1.33	1.	Maddie Penta	.160	1.	Maddie Penta	.794
2.	Shelby Lowe	2.70	2.	Shelby Lowe	.217	2.	Annabelle Widra	.643
3.	Annabelle Widra	2.72	3.	Annabelle Widra	.247	3.	Shelby Lowe	.500
WINS			SAVES			INNINGS PITCHED		
1.	Maddie Penta	27	1.	Maddie Penta	3	1.	Maddie Penta	220.2
2.	Annabelle Widra	9	2.	Annabelle Widra	2	2.	Annabelle Widra	79.2
3.	Shelby Lowe	6	3.	Shelby Lowe	1	3.	Shelby Lowe	77.2
4.	Emmah Rolfe	1						
STRIKEOUTS			SO LOOKING			APPEARANCES		
1.	Maddie Penta	303	1.	Maddie Penta	46	1.	Maddie Penta	43
2.	Shelby Lowe	83	2.	Annabelle Widra	23	2.	Shelby Lowe	31
3.	Annabelle Widra	75	3.	Shelby Lowe	12	3.	Annabelle Widra	26
4.	Emmah Rolfe	13	4.	Emmah Rolfe	4	4.	Emmah Rolfe	11
5.	Icess Tresvik	4				5.	Icess Tresvik	4
GAMES STARTED			GAMES FINISHED			GAMES IN RELIEF		
1.	Maddie Penta	37	1.	Shelby Lowe	15	1.	Shelby Lowe	19
2.	Shelby Lowe	12	2.	Annabelle Widra	12	2.	Annabelle Widra	15
3.	Annabelle Widra	11	3.	Emmah Rolfe	6	3.	Emmah Rolfe	10
4.	Icess Tresvik	1	4.	Maddie Penta	5	4.	Maddie Penta	6
	Emmah Rolfe	1	5.	Icess Tresvik	3	5.	Icess Tresvik	3

### 2023 TEAM FIELDING LEADERS

FIELDING PCT.			PUTOUTS			ASSISTS		
1.	Aubrie Lisenby	1.000	1.	Bri Ellis	264	1.	Nelia Peralta	75
	Jessie Blaine	1.000	2.	Aspyn Godwin	230	2.	Carlee McCondichie	43
	Icess Tresvik	1.000	3.	Aubrie Lisenby	187	3.	Denver Bryant	33
	Abbey Smith	1.000	4.	Icess Tresvik	76	4.	Maddie Penta	32
	Maddie Penta	1.000	5.	Nelia Peralta	71	5.	Rose Roach	24







THE LAST TIME A TEAM...

BATTING

Did not strikeout in a game \_\_\_\_\_ vs. North Dakota State (2/25/2023)  
 Hit two grand slams in a game \_\_\_\_\_ at Arkansas (4/15/2016)  
 Hit three home runs in a game \_\_\_\_\_ at #19 Georgia (March 10, 2023)  
 Hit four home runs in a game \_\_\_\_\_ vs. Ole Miss (3/31/2023)  
 Hit five home runs in a game \_\_\_\_\_ vs. Indiana State (2/28/2016)  
 All nine starters scored in a game \_\_\_\_\_ at Mississippi State (3/24/2019)  
 Scored 10+ runs \_\_\_\_\_ 12, vs. Cal State Fullerton (5/19/2023)  
 Scored 15+ runs \_\_\_\_\_ 15 vs. Niagara (4/15/2022)  
 Scored 20+ runs \_\_\_\_\_ 22 vs. Alabama State (3/21/2018)  
 Scored 20+ runs in consecutive games \_ 21, 23 at Arkansas (4/16/2016-4/17/2016)  
 Scored 25+ runs \_\_\_\_\_ 28 vs. Butler (2/13/2016)  
 Scored in every inning \_\_\_\_\_ vs. Cal State Fullerton (5 inn.) (5/19/2023)  
 Had 20+ hits \_\_\_\_\_ 20 at Arkansas (4/16/2016)  
 Had 25+ hits \_\_\_\_\_ 26 vs. Butler (2/13/2016)  
 Drew 10+ walks \_\_\_\_\_ 10, vs. Cal State Fullerton (5/20/2023)  
 Drew 15+ walks \_\_\_\_\_ 16 vs. UL-Lafayette (5/22/2015)  
 Stole 5+ bases \_\_\_\_\_ 5, vs. Cal State Fullerton (5/20/2023)  
 Stole 7+ bases \_\_\_\_\_ 7, vs. North Dakota State (2/25/23)  
 Scored 8+ runs in an inning \_\_\_\_\_ 8 in 5th inn. at South Carolina (4/30/23)  
 Scored 10+ runs in an inning \_\_\_\_\_ 12 in 6th inn. vs. Texas A&M (3/17/2019)  
 Scored 15+ runs in an inning \_\_\_\_\_ 15 in 1st inn. vs. Butler (2/13/2015)

PITCHING

Shut out team in entire series\_ Outscored Arkansas 54-0 (3 games) (4/15-17/2016)  
 Shutout win \_\_\_\_\_ 5-0 vs. Cal State Fullerton (5/20/23)  
 Back-to-back shutouts \_\_\_\_\_ 1-0 (9 inn.) vs. #13 LSU (4/16/23),  
 \_\_\_\_\_ 3-0 vs. Jacksonville State (4/19/23)  
 Three consecutive shutouts \_\_\_\_\_ 4-0 vs. North Dakota State (2/26/2023),  
 \_\_\_\_\_ 7-0 vs. Merrimack (2/25/2023),  
 \_\_\_\_\_ 9-0 vs. North Dakota State (6 inn.) (2/25/2023)  
 Six consecutive shutouts \_\_\_\_\_ 4-0 vs. North Dakota State (2/26/2023),  
 \_\_\_\_\_ 7-0 vs. Merrimack (2/25/2023),  
 \_\_\_\_\_ 9-0 vs. North Dakota State (6 inn.) (2/25/2023),  
 \_\_\_\_\_ 9-0 vs. Brown (5 inn.) (2/24/2023)  
 \_\_\_\_\_ 12-0 vs. Merrimack (5 inn.) (2/24/2023), 11-0, at Troy (3/1/2023)  
 Was shut out \_\_\_\_\_ 0-7 at Clemson (5/21/2023)  
 Was shut out at home \_\_\_\_\_ 0-3 vs. #7 Florida (4/3/2022)  
 Was no-hit \_\_\_\_\_ 0-8 (5 inn.) at South Carolina (4/29/2023)  
 Perfect game against \_\_\_\_\_ 6-0 vs. #1 Washington (2/11/2010)  
 Walked 10+ batters \_\_\_\_\_ 12 at #13 Tennessee (4/30/2016)

FIELDING

Made 5 errors \_\_\_\_\_ 5 at #8 Kentucky (3/27/2022)  
 Made 6+ errors \_\_\_\_\_ 7 vs. South Carolina (3/19/2022)

WINS & LOSSES

Began season with at least 15 straight wins \_\_\_\_\_ 2018  
 Won at least 10 straight games \_\_\_\_\_ 16 (2/11/2023-3/3/2023)  
 Won at least 15 straight games \_\_\_\_\_ 16 (2/11/2023-3/3/2023)  
 Road win vs. ranked SEC foe \_\_\_\_\_ 3-1 at #14 Alabama (4/23/2023)  
 Win vs. ranked team \_\_\_\_\_ 5-2 at #10 Clemson (5/21/2023)  
 Five-game winning streak vs. ranked foes \_\_\_\_\_ (3/17-3/25/2018)  
 Win vs. No. 1 ranked team \_\_\_\_\_ 3-2 vs. #1 Oklahoma (2/9/2017)  
 Win vs. Top 5 team \_\_\_\_\_ 3-0 at #5 Tennessee (4/7/2019)  
 Win vs. Top 10 team \_\_\_\_\_ 5-2 at #10 Clemson (5/21/2023)  
 Home series win vs. ranked SEC team \_\_\_\_\_ 2-1 vs. #13 LSU (4/14/23-4/16/23)  
 Home series sweep vs. ranked SEC team \_\_\_\_\_ 3-0 vs. #18 Kentucky (3/23-3/25/2018)  
 Road series win vs. ranked SEC team \_\_\_\_\_ 2-1 at #14 Alabama (4/22/2023-4/23/2023)  
 Road series sweep vs. ranked SEC team \_\_\_\_\_ 3-0 at #18 Georgia (3/31-2017-4/2/2017)  
 Won in extra innings \_\_\_\_\_ 1-0 (9 inn.) vs. #13 LSU (4/14/23)  
 Lost in extra innings \_\_\_\_\_ 4-5 (9 inn.) vs. Mississippi State (5/6/23)  
 Was run-ruled \_\_\_\_\_ 0-8 (5 inn.) at South Carolina (4/29/2023)  
 Won when trailing after 6 innings \_\_\_\_\_ vs. Texas A&M (3/11/22)  
 Overcame 5+ run deficit to win\_ Trailed 7-0, won 8-7 (10 inn.) vs. UNCW (2/14/2020)

THE LAST TIME AN INDIVIDUAL...

BATTING

Had 4 hits \_\_\_\_\_ 4, Aubrie Lisenby & Jessie Blaine vs. Niagara (4/15/2022)  
 Had 5+ hits \_\_\_\_\_ 5, Jade Rhodes at Arkansas (4/16/2016)  
 Had 4 runs \_\_\_\_\_ 4, Alyssa Rivera vs. UNCW (2/15/2020)  
 Had 5+ runs \_\_\_\_\_ 5, Kim Blair vs. Alabama A&M (2/14/1999)  
 Had 2 doubles \_\_\_\_\_ 2, Nelia Peralta at Mississippi State (4/24/2022)  
 Had 3+ doubles \_\_\_\_\_ 3, Sydney Cox vs. St. John's (2/11/2022)  
 Had 2 triples \_\_\_\_\_ 2, Kendall Veach vs. #18 Georgia (4/2/2017)  
 Had 2 home runs \_\_\_\_\_ 2, Nelia Peralta at Florida (4/7/2023)  
 Had 2 home runs in same inn. \_\_\_\_\_ Justus Perry 3rd inn. vs. Alabama State (3/21/2018)  
 Had 3+ home runs \_\_\_\_\_ 3, Jade Rhodes at Ole Miss (3/14/2015)  
 Had grand slam \_\_\_\_\_ Bri Ellis vs. Cal State Fullerton (5/19/2023)  
 Had back-to-back home runs \_\_\_\_\_ N. Peralta and C. McCondicie vs. Brown (2/3/2023)  
 Had 5 RBI \_\_\_\_\_ Lindsey Garcia vs. Samford (3/29/2023)  
 Had 6-7 RBI \_\_\_\_\_ 6, Alyssa Rivera vs. UNCW (2/15/2020)  
 Had 8+ RBI \_\_\_\_\_ 10, Holly Currie vs. Alabama State (2/9/2005)  
 Hit for the cycle \_\_\_\_\_ Holly Currie vs. Arkansas (3/12/2005)  
 Had 2 stolen bases \_\_\_\_\_ 2, A. Smith and M. Packer vs. Cal State Fullerton (5/20/23)  
 Had 3+ stolen bases \_\_\_\_\_ 3, Lindsey Garcia vs. Fordham (2/10/2023)  
 Had 4 walks \_\_\_\_\_ 4, Bri Ellis at South Carolina (3/30/2023)  
 Had walk-off hit \_\_\_\_\_ Makayla Packer vs. #13 LSU (4/16/2023)  
 Had walk-off home run \_\_\_\_\_ Lindsey Garcia vs. North Dakota State (2/25/2023)  
 Had walk-off grand slam \_\_\_\_\_ Lindsey Garcia vs. North Dakota State (2/25/2023)  
 Had walk-off sac fly \_\_\_\_\_ Tannon Snow vs. Alabama State (2/14/2020)

PITCHING

Threw no-hitter \_\_\_\_\_ Maddie Penta (5.0 IP) at South Carolina (4/30/2023)  
 Combined no-hitter \_\_\_\_\_ M. Penta (5.0) & K. Dismukes (2.0) vs. North Carolina A&T (3/4/2022)  
 Threw 7-inn. no-hitter \_\_\_\_\_ Maddie Penta (7.0 IP) vs. IUPUI (2/27/2021)  
 Threw extra-inn. no-hitter \_\_\_\_\_ Kristen Keyes vs. Georgia Tech (10.0 IP) (4/23/2003)  
 Threw perfect game \_\_\_\_\_ Kaylee Carlson vs. Ohio State (3/18/2017)  
 Threw one-hitter \_\_\_\_\_ Maddie Penta (7.0) vs. Mississippi State (5/7/2023)  
 Combined one-hitter \_\_\_\_\_ M. Penta (4.0) and A. Widra (1.0) at Samford (3/29/2023)  
 Threw CG shutout \_\_\_\_\_ Shelby Lowe (7.0) vs. Cal State Fullerton (5/20/2023)  
 Had 10+ K's \_\_\_\_\_ 10, Maddie Penta vs. Mississippi State (5/5/2023)  
 Had 11+ K's \_\_\_\_\_ 12, Maddie Penta at Florida (4/6/2023)  
 Had 13+ K's \_\_\_\_\_ 17, Maddie Penta vs. Missouri (3/25/2023)  
 Had 15+ K's \_\_\_\_\_ 17, Maddie Penta vs. Missouri (3/25/2023)  
 Had 18+ K's \_\_\_\_\_ 18, Anna Thompson vs. Middle Tennessee (2/20/2009)

ALL-TIME PERFECT GAMES & NO-HITTERS

PERFECT GAMES

- Holly Currie vs. College of Charleston \_\_\_\_\_ 2/11/05
- Kaylee Carlson vs. Ohio State \_\_\_\_\_ 3/18/17

NO-HITTERS

- Brenda Espinoza vs. Jacksonville State \_\_\_\_\_ 2/26/97
- Denisse Montalvo/Mary Petrie vs. AA&M \_\_\_\_\_ 2/14/99
- Kristen Keyes vs. Georgia Tech \_\_\_\_\_ 4/23/03
- Holly Currie vs. College of Charleston \_\_\_\_\_ 2/11/05
- Holly Currie vs. Mercer \_\_\_\_\_ 2/18/06
- Holly Currie vs. Missouri \_\_\_\_\_ 3/24/06
- Beth DiPietro vs. Florida \_\_\_\_\_ 3/28/06
- Holly Currie vs. Tennessee Tech \_\_\_\_\_ 4/3/06
- Holly Currie vs. Ole Miss \_\_\_\_\_ 5/6/06
- Holly Currie vs. Marist \_\_\_\_\_ 5/19/06
- Holly Currie vs. Georgia State \_\_\_\_\_ 2/14/07
- Jenee Loree vs. Texas A&M-CC \_\_\_\_\_ 2/6/09
- Jenee Loree vs. Austin Peay \_\_\_\_\_ 2/21/09
- Anna Thompson vs. Louisiana Tech \_\_\_\_\_ 3/5/10
- Jenee Loree vs. IPFW \_\_\_\_\_ 2/11/12
- Jenee Loree vs. Presbyterian \_\_\_\_\_ 3/11/12
- Marcy Harper vs. Savannah State \_\_\_\_\_ 3/14/13
- Marcy Harper vs. Radford \_\_\_\_\_ 3/14/14
- Lexi Davis vs. IPFW \_\_\_\_\_ 3/14/14
- Marcy Harper vs. Savannah State \_\_\_\_\_ 3/15/14
- Marcy Harper vs. Appalachian State \_\_\_\_\_ 2/11/16
- Rachel Walters vs. Samford \_\_\_\_\_ 3/16/16
- Makayla Martin/Ashlee Swindle vs. Yale \_\_\_\_\_ 2/25/17
- Kaylee Carlson vs. Ohio State \_\_\_\_\_ 3/18/17
- Makayla Martin vs. Maryland \_\_\_\_\_ 2/18/18
- Maddie Penta vs. Southeast Missouri State \_\_\_\_\_ 2/13/21
- Maddie Penta vs. IUPUI \_\_\_\_\_ 2/27/21
- Shelby Lowe vs. St. John's \_\_\_\_\_ 2/11/22
- Maddie Penta/KK Dismukes vs. North Carolina A&T \_\_\_\_\_ 3/4/22
- Annabelle Widra vs. Brown \_\_\_\_\_ 2/24/23
- Maddie Penta vs. North Dakota State \_\_\_\_\_ 2/25/23
- Maddie Penta at South Carolina \_\_\_\_\_ 4/30/23

**STARTERS SUMMARY**

<b>PLAYER</b>	<b>GS</b>	<b>P</b>	<b>C</b>	<b>1B</b>	<b>2B</b>	<b>3B</b>	<b>SS</b>	<b>LF</b>	<b>CF</b>	<b>RF</b>	<b>DP</b>
---------------	-----------	----------	----------	-----------	-----------	-----------	-----------	-----------	-----------	-----------	-----------

**STARTERS BATTING ORDER**

<b>PLAYER</b>	<b>1ST</b>	<b>2ND</b>	<b>3RD</b>	<b>4TH</b>	<b>5TH</b>	<b>6TH</b>	<b>7TH</b>	<b>8TH</b>	<b>9TH</b>
---------------	------------	------------	------------	------------	------------	------------	------------	------------	------------

GAME-BY-GAME STARTERS (BATTING ORDER)

DATE	NO. (#)	RECORD	OPPONENT	1	2	3	4	5	6	7	8	9
------	---------	--------	----------	---	---	---	---	---	---	---	---	---

GAME-BY-GAME STARTERS (POSITION)

DATE	NO. (#)	RECORD	OPPONENT	C	1B	2B	3B	SS	LF	CF	RF	DP
------	---------	--------	----------	---	----	----	----	----	----	----	----	----

## 2024 TEAM GAME HIGHS

**BATTING**

At-Bats  
 Runs scored  
 Hits  
 RBI  
 Doubles  
 Triples  
 Home Runs  
 Total Bases  
 Walks  
 Strikeouts  
 Sac Hits  
 Sac Flies  
 Stolen Bases  
 Hit By Pitch  
 Caught Stealing  
 Runners Left on Base  
 Hit into DP

**FIELDING**

Putouts  
 Assists  
 Errors  
 Passed Balls  
 DPs Turned

**PITCHING**

Innings Pitched  
 Runs Allowed  
 Earned Runs  
 Walks Allowed  
 Strikeouts  
 Hits Allowed  
 Doubles Allowed  
 Triples Allowed  
 Homers Allowed  
 Wild Pitches  
 Hit Batters

## 2024 INDIVIDUAL GAME HIGHS

**BATTING**

At-Bats  
 Runs scored  
 Hits  
 RBI  
 Doubles  
 Triples  
 Home Runs  
 Total Bases  
 Walks  
 Strikeouts  
 Sac Hits  
 Sac Flies  
 Stolen Bases  
 Hit By Pitch  
 Caught Stealing  
 Runners Left on Base  
 Hit into DP

**FIELDING**

Putouts  
 Assists  
 Errors  
 Passed Balls  
 DPs Turned

**PITCHING**

Innings Pitched  
 Runs Allowed  
 Earned Runs  
 Walks Allowed  
 Strikeouts  
 Hits Allowed  
 Doubles Allowed  
 Triples Allowed  
 Homers Allowed  
 Wild Pitches  
 Hit Batters

## HEAD COACH MICKEY DEAN

Mickey Dean enters his seventh season as the head coach of the Auburn softball program. In 17 years at the collegiate level, Dean has coached 12 NCAA Tournament teams, including one super regional participant, and won nine conference championships. He is one of four active head coaches to led three different programs to the NCAA Tournament.

A native of Elkton, Va., Dean has guided 84 all-conference players, 47 all-region honorees and nine all-Americans, including 2017 National Player of the Year, Megan Good, and 2023 SEC Pitcher of the Year, Maddie Penta. He has also been touted as the conference coach of the year eight times.

During his time on the Plains, Dean has guided the Tigers to a 206-109 overall record behind three 40-win seasons to become the second winningest coach in Auburn softball history. He has guided the Tigers to five NCAA Regional appearances. Dean's resume at Auburn also includes seven NFCA All-Region selections, eight All-SEC selections and one NFCA All-American. During his tenure, Bri Ellis became the program's first undisputed SEC Freshman of the Year while Maddie Penta earned the program's first SEC Pitcher of the Year honor.

In his latest season on the Plains, Dean led Auburn to its best season during his tenure. Behind a second straight 40-win season, Auburn closed 2023 with a 43-19 record, its most wins in a season under Dean. Auburn finished conference action with a 15-9 record to finish third in SEC play, its first winning record under head and its highest league finish since 2017. The Tigers also earned their first series win over LSU and first series win at Alabama since 2017 and their first sweep of Missouri in school history. Auburn earned its ninth consecutive NCAA Regional appearance and forced the "if necessary" game at No. 10 Clemson.

Dean reached a coaching milestone during his sixth season at the helm of the Tigers, picking up his 200th victory on the Plains in Auburn's 10-0 victory at South Carolina on April 30.

Offensively, Auburn ranked in the top five in the SEC in runs scored (323) and home runs (64). Nelia Peralta was the heart of Auburn's offense during the 2023 as she led the Tigers in hits (54), runs scored (39), walks (43), batting average (.329) and on-base percentage (.479). Peralta was the first Tiger to record 50 or more hits in a season since 2019 and her efforts were rewarded with an All-SEC Second Team and NFCA All-Southeast Region Third Team honors. Denver Bryant joined Peralta as an All-SEC Second Team member after tuning in a .322 batting average in SEC play.

It was in the circle where a star was born as Maddie Penta put on an all-American performance during her breakout junior season. Penta became just the 16th NFCA All-American in school history and was the

first Tiger pitcher to ever earn first-team accolades.

The SEC leader in wins with 27 to tie the program's single-season record, Penta was dominating throughout the season. The first SEC Pitcher of the Year in program history, Penta ranked second nationally with 303 strikeouts to her credit, which shattered Auburn's junior strikeout record. She is just the second pitcher in program history to record 300 strikeouts in a season, joining Kristen Keyes (2004).

She closed her junior season ranked in the top 10 in 11 Auburn single-season pitching categories, which included finishing first or tied for first in wins, games started and combined shutouts in a season. She also sits in the top 10 in 20 Auburn career pitching categories, including wins, strikeouts, earned run average, innings pitched and shutouts.

Dean came to Auburn in 2018 after five seasons as the head coach at James Madison. During his five-year stint at James Madison, Dean compiled a record of 237-56 (.809). He amassed five 40-win seasons, including the final two campaigns with 52 and 50 victories, respectively. The Dukes broke 104 program records, including over 40 pitching records while boasting one of the nation's top staffs under Dean's guidance.

Prior to his reign in Harrisonburg, Va., Dean spent six seasons as the head coach at Radford where he took the Highlanders to their first-ever NCAA Tournament appearances in 2009 and 2010. On October 20, 2023, Radford Athletics inducted Dean into its Hall of Fame.

Before taking the position at Radford, Dean served as an assistant coach at Akron (2001-02), Indiana (2002-04) and Longwood (2005-06).

In addition to his collegiate coaching experience, Dean has also worked on the professional and international level.

He was the pitching coach for the Venezuelan National Team (2002-08) and the head coach for the Chicago Bandits (2004-10) that finished as the National Pro Fastpitch regular season champions five times and won the title in 2008.

Dean was named NPF Manager of the Year three times and coached world-renowned pitcher Jennie Finch, who was the NPF's Co-Pitcher of the Year in 2005 and has a gold and silver medal from her two Team USA Olympic appearances.

A 1987 graduate of Elon University, Dean was a pitcher on the baseball team where he was a four-year letterwinner.

Dean and his wife, Liz, and have two adult children: Isaac and Eli.



### QUICK FACTS

Hometown/Birthplace \_\_\_\_\_ Elkton, Va.  
 College \_\_\_\_\_ Elon '87  
 Family \_\_\_\_\_ wife, Liz, children: Isaac, Eli

### COACHING RECORDS

Head Coaching Career \_\_\_\_\_ 17th Season  
 Career Record \_\_\_\_\_ 684-281 (.709)  
 NCAA Regionals \_\_\_\_\_ 12  
 NCAA Super Regionals \_\_\_\_\_ 1  
 Conference Championships \_\_\_\_\_ 9

### COACHING CAPSULES

2018-Pr	Auburn - Head Coach	206-109
2013-17	James Madison - Head Coach	237-56
2007-12	Radford - Head Coach	241-116

### YEAR-BY-YEAR RESULTS

2023	Auburn	43-19
2022	Auburn	40-17
2021	Auburn	27-22
2020*	Auburn	16-11
2019	Auburn	39-21
2018	Auburn	41-17
2017	James Madison	52-8
2016	James Madison	50-6
2015	James Madison	48-10
2014	James Madison	45-15
2013	James Madison	42-17
2012	Radford	34-21
2011	Radford	38-21
2010	Radford	38-17
2009	Radford	41-15
2008	Radford	46-15
2007	Radford	44-27

### AUBURN COACHING HIGHLIGHTS

- Five NCAA Regional appearances (2018, 2019, 2021, 2022, 2023)
- Two All-American honoree
- Seven National Pro Fastpitch Draft selections
- Two Finalists for Schutt Sports/NFCA Freshman of the Year
- Two Finalists for USA Softball Collegiate Player of the Year
- Seven NFCA All-Region selections
- SEC Pitcher of the Year [Maddie Penta]
- SEC Freshman of the Year [Bri Ellis]
- Eight All-SEC Team selections
- Three SEC All-Defensive Team selections
- Six SEC All-Freshman/All-Newcomer Team selections
- Four SEC All-Tournament Team selections
- Two National Player/Pitcher of the Week honors
- Twenty-four SEC Weekly honors

PLAYER CAPSULES



**THALIA  
MARTIN**

**1**

**UTILITY**  
Fr. | 5-6 | R/R  
Lilburn, Georgia | Brookwood

SEASON HIGH	CAREER HIGH
AB	
R	
H	
2B	
3B	
HR	
RBI	

2024 SEASON HIGHLIGHTS

Ranked the 15th overall recruit and fourth overall third baseman by Extra Inning Softball ... 7A Second Team All-State selection ... Minority Softball Prospects All-American

GAME BY GAME BATTING

MARTIN'S OVERALL CAREER STATS

YEAR	AVG	GP-GS	AB	R	H	2B	3B	HR	RBI	TB	SLG%	BB	HBP	SO	GDP	OB%	SF	SH	SB-ATT	PO	A	E	FLD%
2024	.000	0-0	0	0	0	0	0	0	0	0	.000	0	0	0	0	.000	0	0	0-0	0	0	0	.000
TOTAL	.000	0-0	0	0	0	0	0	0	0	0	.000	0	0	0	0	.000	0	0	0-0	0	0	0	.000



PLAYER CAPSULES



**ICISS  
TRESVIK**

**3**

**UTILITY**  
**Jr. | 5-9 | R/R**  
 Wilmington, North Carolina | North Carolina A&T

SEASON HIGH

CAREER HIGH

AB	4 (2x), last vs. Mississippi St. (5/6/23)
R	3, vs. Ole Miss (5/11/23)
H	3 (2x), last at South Carolina (4/30/23)
2B	1 (4x), last at South Carolina (4/30/23)
3B	
HR	1 (9x), last vs. Ole Miss (5/11/23)
RBI	3, at South Carolina (4/30/23)

2024 SEASON HIGHLIGHTS

2023 SEC Tournament All-Tournament Team ... started 51 games a season ago, seeing action in all three outfield positions ... finished tied for third on the team with nine home runs in 2023 ... was limited in the fall due to injury

GAME BY GAME BATTING

GAME BY GAME PITCHING

TREVIK'S OVERALL CAREER STATS

YEAR	AVG	GP-GS	AB	R	H	2B	3B	HR	RBI	TB	SLG%	BB	HBP	SO	GDP	OB%	SF	SHSB-ATT	PO	A	E	FLD%	
2023	.234	60-51	124	24	29	4	0	9	22	60	.484	19	0	29	3	.333	1	0	7-7	76	3	0	1.000
2024	.000	0-0	0	0	0	0	0	0	0	0	.000	0	0	0	0	.000	0	0	0-0	0	0	0	.000
<b>TOTAL</b>	<b>.234</b>	<b>60-51</b>	<b>124</b>	<b>24</b>	<b>29</b>	<b>4</b>	<b>0</b>	<b>9</b>	<b>22</b>	<b>60</b>	<b>.484</b>	<b>19</b>	<b>0</b>	<b>29</b>	<b>3</b>	<b>.333</b>	<b>1</b>	<b>0</b>	<b>7-7</b>	<b>76</b>	<b>3</b>	<b>0</b>	<b>1.000</b>

YEAR	ERA	W-L	APP	GS	CG	SHO	SV	IP	H	R	ER	BB	SO	2B	3B	HR	BF	BAVG	WP	HBP	BK	SFA	SHA
2023	12.92	0-1	4	1	0	0/1	0	4.1	10	9	8	0	4	2	0	1	24	.435	0	0	0	1	0
2024	0.00	0-0	0	0	0	0/0	0	0.0	0	0	0	0	0	0	0	0	0	.000	0	0	0	0	0
<b>TOTAL</b>	<b>12.92</b>	<b>0-1</b>	<b>4</b>	<b>1</b>	<b>0</b>	<b>0/1</b>	<b>0</b>	<b>4.1</b>	<b>10</b>	<b>9</b>	<b>8</b>	<b>0</b>	<b>4</b>	<b>2</b>	<b>0</b>	<b>1</b>	<b>24</b>	<b>.435</b>	<b>0</b>	<b>0</b>	<b>0</b>	<b>1</b>	<b>0</b>

PLAYER CAPSULES



**EMMAH  
ROLFE**

**4**

**RIGHT-HANDED PITCHER**  
So. | 5-10 | R/R  
Madison, Alabama | Bob Jones

**SEASON HIGH**

**CAREER HIGH**

IP	3.1, vs. Pitt (2/11/23)
H	7, vs. Pitt (2/11/23)
R	4 (2x), last at South Carolina (4/30/23)
ER	4 (2x), last at South Carolina (4/30/23)
BB	3 (2x), last at South Carolina (4/30/23)
SO	5, vs. Merrimack (2/25/23)
Pitches	58, vs. Pitt (2/11/23)

2024 SEASON HIGHLIGHTS

Posted a 1-0 record behind 11 appearances in 2023... did not allow a run to score over her appearances in the fall

GAME BY GAME PITCHING

ROLFE'S OVERALL CAREER STATS

YEAR	ERA	W-L	APP	GS	CG	SHO	SV	IP	H	R	ER	BB	SO	2B	3B	HR	BF	BAVG	WP	HBP	BK	SFA	SHA
2023	5.62	1-0	11	1	0	0/2	0	18.2	23	17	15	14	13	3	0	2	91	.311	5	0	0	3	0
2024	0.00	0-0	0	0	0	0/0	0	0.0	0	0	0	0	0	0	0	0	0	.000	0	0	0	0	0
<b>TOTAL</b>	<b>5.62</b>	<b>1-0</b>	<b>11</b>	<b>1</b>	<b>0</b>	<b>0/2</b>	<b>0</b>	<b>18.2</b>	<b>23</b>	<b>17</b>	<b>15</b>	<b>14</b>	<b>13</b>	<b>3</b>	<b>0</b>	<b>2</b>	<b>91</b>	<b>.311</b>	<b>5</b>	<b>0</b>	<b>0</b>	<b>3</b>	<b>0</b>

PLAYER CAPSULES



**MARIAH  
PENTA**

**5**

**UTILITY**  
Fr. | 5-9 | R/R  
Chesapeake City, Maryland | Bohemia Manor

SEASON HIGH	CAREER HIGH
AB	_____
R	_____
H	_____
2B	_____
3B	_____
HR	_____
RBI	_____

2024 SEASON HIGHLIGHTS

Ranked the 15th overall recruit of the 2023 class by Extra Inning Softball ... competed in the PGF High School All-American game ... did not compete in the fall due to injury ... younger sister of Auburn All-American Maddie Penta

GAME BY GAME BATTING

PENTA'S OVERALL CAREER STATS

YEAR	AVG	GP-GS	AB	R	H	2B	3B	HR	RBI	TB	SLG%	BB	HBP	SO	GDP	OB%	SF	SHSB-ATT	PO	A	E	FLD%	
2024	.000	0-0	0	0	0	0	0	0	0	0	.000	0	0	0	0	.000	0	0	0-0	0	0	1	.000
<b>TOTAL</b>	<b>.000</b>	<b>0-0</b>	<b>0</b>	<b>0</b>	<b>0</b>	<b>0</b>	<b>0</b>	<b>0</b>	<b>0</b>	<b>0</b>	<b>.000</b>	<b>0</b>	<b>0</b>	<b>0</b>	<b>0</b>	<b>.000</b>	<b>0</b>	<b>0</b>	<b>0-0</b>	<b>0</b>	<b>57</b>	<b>0</b>	<b>.000</b>

PLAYER CAPSULES



**MADDIE  
PENTA**



**RIGHT-HANDED PITCHER**  
**Sr. | 6-2 | R/R**  
 Chesapeake City, Maryland | Bohemia Manor

**SEASON HIGH**

**CAREER HIGH**

IP	10.0, vs. South Carolina (3/21/23)
H	9 (2x), last vs. Oklahoma (3/19/23)
R	5 (8x), last at Clemson (5/20/23)
ER	5 (5x), last at Clemson (5/20/23)
BB	6, vs. Missouri (5/11/23)
SO	17 (2x), last vs. Missouri (3/25/23)
Pitches	161, vs. South Carolina (3/21/22)

2024 SEASON HIGHLIGHTS

Earned All-American honors from NFCA (First Team), D1 Softball (Second Team) and Softball America (Second Team) ... just the 16th NFCA All-American in Auburn history ... first SEC Pitcher of the Year in program history ... a two-time First Team All-SEC selection ... led the SEC a season ago in wins (27), tying the program's single-season record ... finished second in the country last season with 303 strikeouts, becoming just the second pitcher in program history to record 300+ strikeouts in a season ... finished junior campaign ranked in the top 10 in 11 Auburn single-season pitching categories ... needs just eight wins to set the program's career record .... has not lost a game at Jane B. Moore Field since May 1, 2022 and holds a 15-0 home record since that defeat

GAME BY GAME PITCHING

PENTA'S OVERALL CAREER STATS

YEAR	ERA	W-L	APP	GS	CG	SHO	SV	IP	H	R	ER	BB	SO	2B	3B	HR	BF	BAVG	WP	HBP	BK	SFA	SHA
2021	2.78	9-9	21	20	6	3/1	0	88.0	69	42	35	44	105	5	0	8	384	.211	2	9	0	2	2
2022	1.76	24-10	42	35	15	2/6	1	195.0	128	62	49	53	269	19	3	15	785	.181	10	13	0	4	8
2023	1.33	27-7	43	37	17	8/10	3	220.2	124	50	42	55	303	12	5	16	851	.160	8	15	0	1	7
2024	0.00	0-0	0	0	0	0/0	0	0.0	0	0	0	0	0	0	0	0	0	.000	0	0	0	0	0
<b>TOTAL</b>	<b>1.75</b>	<b>60-26</b>	<b>106</b>	<b>92</b>	<b>38</b>	<b>13/17</b>	<b>4</b>	<b>503.2</b>	<b>321</b>	<b>154</b>	<b>126</b>	<b>152</b>	<b>677</b>	<b>36</b>	<b>8</b>	<b>39</b>	<b>2020</b>	<b>.178</b>	<b>20</b>	<b>37</b>	<b>0</b>	<b>7</b>	<b>17</b>

PLAYER CAPSULES



**MAKAYLA  
PACKER**

**10**

**UTILITY**

**Sr. | 5-8 | R/R**

**Chattanooga, Tennessee | Baylor School**

**SEASON HIGH**

**CAREER HIGH**

AB	5, vs. South Carolina (3/19/22)
R	3 (3x), last vs. Syracuse (2/27/22)
H	3 (4x), last at Georgia (3/11/23)
2B	1 (12x), last at Clemson (5/21/23)
3B_1	(6x), last vs. South Alabama (3/5/23)
HR	1 (12x), last at Alabama State (4/7/22)
RBI	4, vs. IUPUI (2/27/21)

**2024 SEASON HIGHLIGHTS**

Returning for senior season after starting 47 games in centerfield in 2023 ... has recorded double-digit stolen bases in every season of her collegiate career ... enters 2024 ranked third in program history with 51 career stolen bases

**GAME BY GAME BATTING**

**PACKER'S OVERALL CAREER STATS**

YEAR	AVG	GP-GS	AB	R	H	2B	3B	HR	RBI	TB	SLG%	BB	HBP	SO	GDP	OB%	SF	SHSB-ATT	PO	A	E	FLD%	
2021	.303	45-38	99	19	30	3	1	3	15	44	.444	10	3	27	1	.384	0	5	16-16	51	2	1	.981
2022	.324	50-49	136	43	44	6	3	9	20	83	.610	16	13	32	0	.442	0	2	21-25	64	2	2	.971
2023	.307	55-47	101	24	31	3	2	0	7	38	.376	7	1	35	1	.355	1	4	14-17	62	2	1	.985
2024	.000	0-0	0	0	0	0	0	0	0	0	.000	0	0	0	0	.000	0	0	0-0	0	0	0	.000
<b>TOTAL</b>	<b>.313</b>	<b>150-134</b>	<b>336</b>	<b>86</b>	<b>105</b>	<b>12</b>	<b>6</b>	<b>12</b>	<b>42</b>	<b>165</b>	<b>.491</b>	<b>33</b>	<b>17</b>	<b>94</b>	<b>2</b>	<b>.401</b>	<b>1</b>	<b>11</b>	<b>51-58</b>	<b>177</b>	<b>6</b>	<b>4</b>	<b>.979</b>

PLAYER CAPSULES



**AUBRIE  
LISENBY**

**11**

**CATCHER/INFIELD**  
**Jr. | 5-7 | R/R**  
**Huntsville, Alabama | Bob Jones**

**SEASON HIGH**

**CAREER HIGH**

AB	4 (8x), last at South Carolina (4/30/23)
R	3, vs. Niagara (4/15/22)
H	4, vs. Niagara (4/15/22)
2B	2, vs. Seton Hall (2/12/22)
3B	
HR	1 (4x), last vs. Ole Miss (3/31/23)
RBI	4, vs. Niagara (4/15/22)

**2024 SEASON HIGHLIGHTS**

Split time behind the plate with former Tigers Aspyr Godwin and Jessie Blaine, making 31 starts ... tied the program's record for best fielding percentage in a single season behind a perfect mark ... threw out 40 percentage of would-be base stealers last season ... enters junior season with the highest career fielding percentage in program history (min. 400 chances)

**GAME BY GAME BATTING**

**LISENBY'S OVERALL CAREER STATS**

YEAR	AVG	GP-GS	AB	R	H	2B	3B	HR	RBI	TB	SLG%	BB	HBP	SO	GDP	OB%	SF	SH	SB-ATT	PO	A	E	FLD%
2022	.269	50-40	104	14	28	6	0	2	18	40	.385	13	1	13	1	.353	1	1	1-1	212	14	1	.996
2023	.234	48-37	94	8	22	2	0	2	9	30	.319	11	2	18	1	.324	1	3	1-2	187	18	0	1.000
2024	.000	0-0	0	0	0	0	0	0	0	0	.000	0	0	0	0	.000	0	0	0-0	0	0	1	.000
<b>TOTAL</b>	<b>.253</b>	<b>98-77</b>	<b>198</b>	<b>22</b>	<b>50</b>	<b>8</b>	<b>0</b>	<b>4</b>	<b>27</b>	<b>70</b>	<b>.354</b>	<b>24</b>	<b>3</b>	<b>31</b>	<b>2</b>	<b>.339</b>	<b>2</b>	<b>4</b>	<b>2-3</b>	<b>399</b>	<b>32</b>	<b>1</b>	<b>.998</b>

PLAYER CAPSULES



**NELIA  
PERALTA**

**13**

**INFIELD**  
**Jr. | 5-6 | R/R**  
**Wellington, Florida | Wellington**

**SEASON HIGH**

**CAREER HIGH**

AB	5 (3x), last at Georgia (3/11/23)
R	3, vs. Brown (2/24/23)
H	3 (2x), last at Mississippi State (3/24/22)
2B	2 (3x), last at Mississippi State (3/24/22)
3B	1 (3x), last vs. Indiana (2/11/23)
HR	2 (2x), last at Florida (4/7/23)
RBI	4, vs. Seton Hall (2/11/22)

**2024 SEASON HIGHLIGHTS**

One of just two Tigers to start all 62 games a season ago ... first Tiger to record 50 hits in a season since 2019 ... reached base safely in 57 of Auburn's 62 games ... 2023 All-SEC Second Team and NFCA All-Southeast Region Third Team

**GAME BY GAME BATTING**

**PERALTA'S OVERALL CAREER STATS**

YEAR	AVG	GP-GS	AB	R	H	2B	3B	HR	RBI	TB	SLG%	BB	HBP	SO	GDP	OB%	SF	SHSB-ATT	PO	A	E	FLD%	
2022	.313	53-52	144	24	45	15	1	10	42	92	.639	21	1	22	3	.394	4	1	1-1	49	76	19	.868
2023	.329	62-62	164	39	54	7	2	9	23	92	.561	43	5	21	1	.479	1	0	4-7	71	75	8	.948
2024	.000	0-0	0	0	0	0	0	0	0	0	.000	0	0	0	0	.000	0	0	0-0	0	0	0	.000
<b>TOTAL</b>	<b>.321</b>	<b>115-114</b>	<b>308</b>	<b>63</b>	<b>99</b>	<b>22</b>	<b>3</b>	<b>19</b>	<b>65</b>	<b>184</b>	<b>.597</b>	<b>64</b>	<b>6</b>	<b>43</b>	<b>4</b>	<b>.441</b>	<b>5</b>	<b>1</b>	<b>5-8</b>	<b>120</b>	<b>151</b>	<b>27</b>	<b>.909</b>

PLAYER CAPSULES



**SKYLAR  
ELKINS**

**15**

**CATCHER / UTILITY**  
So. | 5-8 | R/R  
Locust Grove, Georgia | Locust Grove

**SEASON HIGH**

**CAREER HIGH**

AB	1 (4x), last at Tennessee Tech (3/4/23)
R	1 (11x), last at Clemson (5/21/23)
H	
2B	
3B	
HR	
RBI	

2024 SEASON HIGHLIGHTS

One of Auburn's primary pinch runners as season ago alongside Abbey Smith ... also saw action behind the plate

GAME BY GAME BATTING

ELKINS' OVERALL CAREER STATS

YEAR	AVG	GP-GS	AB	R	H	2B	3B	HR	RBI	TB	SLG%	BB	HBP	SO	GDP	OB%	SF	SHSB-ATT	PO	A	E	FLD%	
2023	.000	36-0	4	11	0	0	0	0	0	0	.000	2	0	1	0	.333	0	0	3-3	19	0	0	1.000
2024	.000	0-0	0	0	0	0	0	0	0	0	.000	0	0	0	0	.000	0	0	0-0	0	0	0	.000
<b>TOTAL</b>	<b>.000</b>	<b>36-0</b>	<b>4</b>	<b>0</b>	<b>0</b>	<b>0</b>	<b>0</b>	<b>0</b>	<b>0</b>	<b>0</b>	<b>.000</b>	<b>2</b>	<b>0</b>	<b>1</b>	<b>0</b>	<b>.333</b>	<b>0</b>	<b>0</b>	<b>3-3</b>	<b>19</b>	<b>0</b>	<b>0</b>	<b>1.000</b>



PLAYER CAPSULES



**KK  
MCCRARY**

**16**

**INFIELD**  
**Sr. | 5-8 | R/R**  
**Murfreesboro, Tennessee | Tennessee**

**SEASON HIGH**

**CAREER HIGH**

AB	4 (6x), last vs. Cal State Fullerton (5/20/23)
R	2 (3x), last at South Carolina (4/30/23)
H	2 (8x), last vs. Cal State Fullerton (5/19/23)
2B	1 (9x), last at South Carolina (4/30/23)
3B	
HR	1, vs. South Alabama (3/3/23)
RBI	3 (3x), last at South Carolina (4/30/23)

**2024 SEASON HIGHLIGHTS**

Appeared in 54 games last season, primarily making starts at designated player and both right and left field ... tied for the team lead with nine doubles in 2023

**GAME BY GAME BATTING**

**McCRARY'S OVERALL CAREER STATS**

YEAR	AVG	GP-GS	AB	R	H	2B	3B	HR	RBI	TB	SLG%	BB	HBP	SO	GDP	OB%	SF	SH	SB-ATT	PO	A	E	FLD%
2023	.260	54-42	123	13	32	9	0	1	19	44	.358	5	1	14	1	.295	0	3	7-7	18	0	1	.947
2024	.000	0-0	0	0	0	0	0	0	0	0	.000	0	0	0	0	.000	0	0	0-0	0	0	0	.000
<b>TOTAL</b>	<b>.260</b>	<b>54-42</b>	<b>123</b>	<b>13</b>	<b>32</b>	<b>9</b>	<b>0</b>	<b>1</b>	<b>19</b>	<b>44</b>	<b>.358</b>	<b>5</b>	<b>1</b>	<b>14</b>	<b>1</b>	<b>.295</b>	<b>0</b>	<b>3</b>	<b>7-7</b>	<b>18</b>	<b>0</b>	<b>1</b>	<b>.947</b>

PLAYER CAPSULES



**CHALEA  
CLEMMONS**

**17**

**FIRST BASE/LEFT-HANDED PITCHER**  
Fr. | 6-1 | L/L  
Alabaster, Alabama | Thompson

SEASON HIGH

CAREER HIGH

_____	IP	_____
_____	H	_____
_____	R	_____
_____	ER	_____
_____	BB	_____
_____	SO	_____
_____	Pitches	_____

2024 SEASON HIGHLIGHTS

Ranked the 5th overall first baseman of her recruiting class by Extra Inning Softball ... All-State honoree at both Thompson and Cullman High Schools ... tabbed a high school all-American ... holds Cullman's home run record with 21

GAME BY GAME BATTING

GAME BY GAME PITCHING

CLEMMONS' OVERALL CAREER STATS

YEAR	AVG	GP-GS	AB	R	H	2B	3B	HR	RBI	TB	SLG%	BB	HBP	SO	GDP	OB%	SF	SHSB-ATT	PO	A	E	FLD%	
2024	.000	0-0	0	0	0	0	0	0	0	0	.000	0	0	0	0	.000	0	0	0-0	0	0	0	.000
TOTAL	.000	0-0	0	0	0	0	0	0	0	0	.000	0	0	0	0	.000	0	0	0-0	0	0	0	.000

YEAR	ERA	W-L	APP	GS	CG	SHO	SV	IP	H	R	ER	BB	SO	2B	3B	HR	BF	BAVG	WP	HBP	BK	SFA	SHA
2024	0.00	0-0	0	0	0	0/0	0	0.0	0	0	0	0	0	0	0	0	0	.000	0	0	0	0	0
TOTAL	0.00	0-0	0	0	0	0/0	0	0.0	0	0	0	0	0	0	0	0	0	.000	0	0	0	0	0

PLAYER CAPSULES



**RILEY  
MCNEMAR**

**18**

**INFIELD**  
**Jr. | 5-5 | R/R**  
**Galena, Kansas | Galena**

**SEASON HIGH**

**CAREER HIGH**

AB	2 (2x), last at Mississippi State (4/24/22)
R	1 (8x), last vs. Austin Peay (2/17/23)
H	1 (6x), last vs. Georgia (4/29/22)
2B	1 (2x), last vs. Chattanooga (3/6/22)
3B	
HR	1, at Arkansas (4/10/22)
RBI	2 (2x), last at Arkansas (4/10/22)

**2024 SEASON HIGHLIGHTS**

Returning to the field after missing the majority of the 2023 campaign with a shoulder injury

**GAME BY GAME BATTING**

**McNEMAR'S OVERALL CAREER STATS**

YEAR	AVG	GP-GS	AB	R	H	2B	3B	HR	RBI	TB	SLG%	BB	HBP	SO	GDP	OB%	SF	SHSB-ATT	PO	A	E	FLD%	
2022	.316	25-2	19	6	6	2	0	1	5	11	.579	1	0	7	1	.350	0	1	0-0	6	3	1	.900
2023	.000	6-0	0	2	0	0	0	0	0	0	.000	0	0	0	0	.000	0	0	0-0	0	0	0	.000
2024	.000	0-0	0	0	0	0	0	0	0	0	.000	0	0	0	0	.000	0	0	0-0	0	0	0	.000
<b>TOTAL</b>	<b>.316</b>	<b>31-2</b>	<b>19</b>	<b>8</b>	<b>6</b>	<b>2</b>	<b>0</b>	<b>1</b>	<b>5</b>	<b>11</b>	<b>.579</b>	<b>1</b>	<b>0</b>	<b>7</b>	<b>1</b>	<b>.350</b>	<b>0</b>	<b>1</b>	<b>0-0</b>	<b>6</b>	<b>3</b>	<b>1</b>	<b>.900</b>

PLAYER CAPSULES



**ABBEY  
SMITH**

**20**

**OUTFIELD**  
**Jr. | 5-8 | L/R**  
**Austin, Texas | James Bowie**

**SEASON HIGH**

**CAREER HIGH**

AB	3 (3x), last at Georgia (3/11/23)
R	2 (3x), last vs. Pitt (2/11/23)
H	2, Merrimack (2/24/23)
2B	
3B	
HR	
RBI	

**2024 SEASON HIGHLIGHTS**

Auburn's main pinch runner a season ago ... also saw action as a reserve outfielder ... close last season with a team-leading 20 stolen bases, the fifth most in a season in Auburn softball history ... enters junior season with a career .857 stolen base percentage, the fourth highest mark in program history ... one of Auburn top contributor's at the plate during the fall

**GAME BY GAME BATTING**

**SMITH'S OVERALL CAREER STATS**

YEAR	AVG	GP-GS	AB	R	H	2B	3B	HR	RBI	TB	SLG%	BB	HBP	SO	GDP	OB%	SF	SHSB-ATT	PO	A	E	FLD%	
2022	.313	38-5	16	16	5	0	0	0	0	5	.313	3	0	6	0	.421	0	0	10-13	4	0	0	1.000
2023	.304	59-3	23	29	7	0	0	0	0	7	.304	2	0	3	0	.360	0	1	20-22	20	1	0	1.000
2024	.000	0-0	0	0	0	0	0	0	0	0	.000	0	0	0	0	.000	0	0	0-0	0	0	0	.000
<b>TOTAL</b>	<b>.308</b>	<b>97-8</b>	<b>39</b>	<b>45</b>	<b>12</b>	<b>0</b>	<b>0</b>	<b>0</b>	<b>0</b>	<b>12</b>	<b>.308</b>	<b>5</b>	<b>0</b>	<b>9</b>	<b>0</b>	<b>.386</b>	<b>0</b>	<b>1</b>	<b>30-35</b>	<b>24</b>	<b>1</b>	<b>0</b>	<b>1.000</b>

PLAYER CAPSULES



**ANNA  
WOHLERS**

**22**

**CATCHER**  
 Jr. | 5-9 | L/R  
 Davenport, Iowa | DePaul

SEASON HIGH

CAREER HIGH

AB	_____
R	_____
H	_____
2B	_____
3B	_____
HR	_____
RBI	_____

2024 SEASON HIGHLIGHTS

Transferred from DePaul where she was a unanimous First Team All-BIG EAST selection and led the Blue Demons in almost every offensive category in 2023, including batting average, runs scored, hits, doubles, home runs, RBI, slugging percentage and on-base percentage ... added Second Team All-BIG EAST honors in her freshman season

GAME BY GAME BATTING

WOHLERS'S OVERALL CAREER STATS

YEAR	AVG	GP-GS	AB	R	H	2B	3B	HR	RBI	TB	SLG%	BB	HBP	SO	GDP	OB%	SF	SHSB-ATT	PO	A	E	FLD%	
2024	.000	0-0	0	0	0	0	0	0	0	0	.000	0	0	0	0	.000	0	0	0-0	0	0	0	.000
<b>TOTAL</b>	<b>.000</b>	<b>0-0</b>	<b>0</b>	<b>0</b>	<b>0</b>	<b>0</b>	<b>0</b>	<b>0</b>	<b>0</b>	<b>0</b>	<b>.000</b>	<b>0</b>	<b>0</b>	<b>0</b>	<b>0</b>	<b>.000</b>	<b>0</b>	<b>0</b>	<b>0-0</b>	<b>0</b>	<b>0</b>	<b>0</b>	<b>.000</b>

PLAYER CAPSULES



**AXÉ  
MILANOWSKI**

**23**

**INFIELD**  
So. | 5-6 | R/R  
Dothan, Alabama | Houston Academy

**SEASON HIGH**

**CAREER HIGH**

AB	2, at Troy (4/12/23)
R	1 (5x), last vs. Tennessee Tech (3/4/23)
H	1 (3x), last vs. Tennessee Tech (3/4/23)
2B	1, vs. Tennessee Tech (3/4/23)
3B	
HR	1, at Troy (3/1/23)
RBI	3, at Troy (3/1/23)

**2024 SEASON HIGHLIGHTS**

Appeared in 22 contests last season, primarily serving as a pinch runner and pinch hitter ... also saw action off the bench at both corner infield positions

**GAME BY GAME BATTING**

**MILANOWSKI'S OVERALL CAREER STATS**

YEAR	AVG	GP-GS	AB	R	H	2B	3B	HR	RBI	TB	SLG%	BB	HBP	SO	GDP	OB%	SF	SH	SB-ATT	PO	A	E	FLD%
2023	.250	22-1	12	5	3	1	0	1	6	7	.583	4	1	7	0	.471	0	0	2-2	27	3	1	.968
2024	.000	0-0	0	0	0	0	0	0	0	0	.000	0	0	0	0	.000	0	0	0-0	0	0	0	.000
<b>TOTAL</b>	<b>.250</b>	<b>22-1</b>	<b>12</b>	<b>5</b>	<b>3</b>	<b>1</b>	<b>0</b>	<b>1</b>	<b>6</b>	<b>7</b>	<b>.583</b>	<b>4</b>	<b>1</b>	<b>7</b>	<b>0</b>	<b>.471</b>	<b>0</b>	<b>0</b>	<b>2-2</b>	<b>27</b>	<b>3</b>	<b>1</b>	<b>.968</b>

PLAYER CAPSULES



**MALAYNA  
TAMBORRA**

**24**

**RIGHT-HANDED PITCHER**  
Fr. | 5-9 | R/R  
Marietta, Georgia | Mount Paran Christian School

SEASON HIGH

CAREER HIGH

IP	_____
H	_____
R	_____
ER	_____
BB	_____
SO	_____
Pitches	_____

2024 SEASON HIGHLIGHTS

Ranked the No. 10 overall recruit by Extra Inning Softball ... earned both all-county and all-region honors during her career at Mount Paran ... competed in the PGF All-American Game

GAME BY GAME BATTING

GAME BY GAME PITCHING

TAMBORRA'S OVERALL CAREER STATS

YEAR	AVG	GP-GS	AB	R	H	2B	3B	HR	RBI	TB	SLG%	BB	HBP	SO	GDP	OB%	SF	SH	SB-ATT	PO	A	E	FLD%
2024	.000	0-0	0	0	0	0	0	0	0	0	.000	0	0	0	0	.000	0	0	0-0	0	0	0	.000
<b>TOTAL</b>	<b>.000</b>	<b>0-0</b>	<b>0</b>	<b>0</b>	<b>0</b>	<b>0</b>	<b>0</b>	<b>0</b>	<b>0</b>	<b>0</b>	<b>.000</b>	<b>0</b>	<b>0</b>	<b>0</b>	<b>0</b>	<b>.000</b>	<b>0</b>	<b>0</b>	<b>0-0</b>	<b>0</b>	<b>0</b>	<b>0</b>	<b>.000</b>

YEAR	ERA	W-L	APP	GS	CG	SHO	SV	IP	H	R	ER	BB	SO	2B	3B	HR	BF	BAVG	WP	HBP	BK	SFA	SHA
2024	0.00	0-0	0	0	0	0/0	0	0.0	0	0	0	0	0	0	0	0	0	.000	0	0	0	0	0
<b>TOTAL</b>	<b>0.00</b>	<b>0-0</b>	<b>0</b>	<b>0</b>	<b>0</b>	<b>0/0</b>	<b>0</b>	<b>0.0</b>	<b>0</b>	<b>0</b>	<b>0</b>	<b>0</b>	<b>0</b>	<b>0</b>	<b>0</b>	<b>0</b>	<b>0</b>	<b>.000</b>	<b>0</b>	<b>0</b>	<b>0</b>	<b>0</b>	<b>0</b>

PLAYER CAPSULES



**MILLIE  
ROBERTS**

**31**

**CATCHER/INFIELD**  
So. | 5-7 | R/R  
Owensboro, Kentucky | Daviess County

**SEASON HIGH**

**CAREER HIGH**

AB	1 (17x), last vs. LSU (4/15/23)
R	1 (2x), last at Troy (3/1/23)
H	1 (4x), last at Florida (4/7/23)
2B	1, vs. St. John's (2/10/23)
3B	
HR	
RBI	1 (4x), last vs. Villanova (2/18/23)

**2024 SEASON HIGHLIGHTS**

Appeared in 25 contests last season, primarily serving as a pinch hitter ... also spent time as a reserve third baseman

**GAME BY GAME BATTING**

**ROBERTS' OVERALL CAREER STATS**

YEAR	AVG	GP-GS	AB	R	H	2B	3B	HR	RBI	TB	SLG%	BB	HBP	SO	GDP	OB%	SF	SH	SB-ATT	PO	A	E	FLD%
2023	.235	25-0	17	2	4	1	0	0	4	5	.294	3	0	6	0	.333	1	0	1-1	1	0	0	1.000
2024	.000	0-0	0	0	0	0	0	0	0	0	.000	0	0	0	0	.000	0	0	0-0	0	0	0	.000
<b>TOTAL</b>	<b>.235</b>	<b>25-0</b>	<b>17</b>	<b>2</b>	<b>4</b>	<b>1</b>	<b>0</b>	<b>0</b>	<b>4</b>	<b>5</b>	<b>.294</b>	<b>3</b>	<b>0</b>	<b>6</b>	<b>0</b>	<b>.333</b>	<b>1</b>	<b>0</b>	<b>1-1</b>	<b>1</b>	<b>0</b>	<b>0</b>	<b>1.000</b>



PLAYER CAPSULES



**AMELIA  
LECH**

**34**

**CATCHER/UTILITY**  
 Jr. | 5-10 | R/R  
 Thousand Oaks, California | Maryland

SEASON HIGH

CAREER HIGH

AB	_____
R	_____
H	_____
2B	_____
3B	_____
HR	_____
RBI	_____

2024 SEASON HIGHLIGHTS

Transferred from Maryland where she was a 2023 NFCA All-Midwest Region selection ... led Maryland in home runs, RBI, total bases, walks and slugging percentage last season ... one of Auburn's top sluggers during the fall season

GAME BY GAME BATTING

LECH'S OVERALL CAREER STATS

YEAR	AVG	GP-GS	AB	R	H	2B	3B	HR	RBI	TB	SLG%	BB	HBP	SO	GDP	OB%	SF	SHSB-ATT	PO	A	E	FLD%	
2024	.000	0-0	0	0	0	0	0	0	0	0	.000	0	0	0	0	.000	0	0	0-0	0	0	0	.000
TOTAL	.000	0-0	0	0	0	0	0	0	0	0	.000	0	0	0	0	.000	0	0	0-0	0	0	0	.000

PLAYER CAPSULES



**KYLA  
STROUD**

**36**

**INFIELD**  
Fr. | 5-7 | R/R  
Covington, Georgia | Newton

SEASON HIGH	CAREER HIGH
	AB
	R
	H
	2B
	3B
	HR
	RBI

2024 SEASON HIGHLIGHTS

Ranked the 12th overall recruit and third overall corner infielder by Extra Inning Softball ... a two-time USA All-American ... father, Horace, was a member of the Auburn football team in the late 1980s ... was limited in the fall with injury

GAME BY GAME BATTING

STROUD'S OVERALL CAREER STATS

YEAR	AVG	GP-GS	AB	R	H	2B	3B	HR	RBI	TB	SLG%	BB	HBP	SO	GDP	OB%	SF	SH	SB-ATT	PO	A	E	FLD%
2024	.000	0-0	0	0	0	0	0	0	0	0	.000	0	0	0	0	.000	0	0	0-0	0	0	0	.000
TOTAL	.000	0-0	0	0	0	0	0	0	0	0	.000	0	0	0	0	.000	0	0	0-0	0	0	0	.000

PLAYER CAPSULES



**SHELBY  
LOWE**

**55**

**LEFT-HANDED PITCHER**  
**Sr. | 5-9 | R/L**  
**Carrollton, Alabama | Pickens Academy**

**SEASON HIGH**

**CAREER HIGH**

IP	7.1, at Ole Miss (4/23/21)
H	9, vs. Kentucky (4/16/21)
R	7, at Arkansas (4/8/22)
ER	7, at Arkansas (4/8/22)
BB	4, at Kentucky (3/25/22)
SO	13, vs. ULM (2/25/22)
Pitches	125, vs. Kentucky (4/16/21)

**2024 SEASON HIGHLIGHTS**

Appeared in 31 games and made 12 starts as a junior ... alongside Maddie Penta, tied Auburn's single season record with 10 combined shutout bids last season ... finished second in the SEC and seventh nationally with a 7.55 strikeout-to-walk ratio

**GAME BY GAME PITCHING**

**LOWE'S OVERALL CAREER STATS**

YEAR	ERA	W-L	APP	GS	CG	SHO	SV	IP	H	R	ER	BB	SO	2B	3B	HR	BF	BAVG	WP	HBP	BK	SFA	SHA
2021	1.48	13-11	20	26	15	3/1	1	165.2	130	42	35	28	179	24	1	9	650	.216	3	7	0	2	10
2022	2.81	9-3	29	19	4	3/2	5	92.1	77	44	37	19	129	10	1	16	383	.218	5	6	0	1	3
2023	2.70	6-6	31	12	1	1/10	1	77.2	65	33	30	11	83	16	1	11	320	.217	3	4	0	2	3
2024	0.00	0-0	0	0	0	0/0	0	0.0	0	0	0	0	0	0	0	0	0	.000	0	0	0	0	0
<b>TOTAL</b>	<b>2.13</b>	<b>28-20</b>	<b>90</b>	<b>57</b>	<b>20</b>	<b>7/13</b>	<b>7</b>	<b>335.2</b>	<b>272</b>	<b>119</b>	<b>102</b>	<b>58</b>	<b>391</b>	<b>50</b>	<b>3</b>	<b>36</b>	<b>1353</b>	<b>.216</b>	<b>11</b>	<b>17</b>	<b>0</b>	<b>5</b>	<b>16</b>

PLAYER CAPSULES



**ANNABELLE  
WIDRA**

66

**UTILITY/RIGHT-HANDED PITCHER**  
 Jr. | 5-7 | L/R  
 Hoover, Ala. | Michigan

SEASON HIGH

CAREER HIGH

AB	4, vs. Indiana (2/11/23)
R	2, vs. Illinois (2/12/23)
H	2 (3x), last vs. Austin Peay (2/17/23)
2B	1, vs. Austin Peay (2/17/23)
3B	
HR	1 (3x), last vs. UAB (2/22/23)
RBI	3, vs. Illinois (2/12/23)

2024 SEASON HIGHLIGHTS

Appeared in 43 contests last season, earning starts as a pitcher and third baseman.. was one of Auburn's top contributors in the fall both on offense and in the circle ... got engaged in December

GAME BY GAME BATTING

GAME BY GAME PITCHING

WIDRA'S OVERALL CAREER STATS

YEAR	AVG	GP-GS	AB	R	H	2B	3B	HR	RBI	TB	SLG%	BB	HBP	SO	GDP	OB%	SF	SHSB-ATT	PO	A	E	FLD%	
2023	.250	26-19	44	5	11	1	0	3	8	21	.477	3	0	11	1	.298	0	1	2-2	8	21	5	.853
2024	.000	0-0	0	0	0	0	0	0	0	0	.000	0	0	0	0	.000	0	0	0-0	0	0	0	.000
<b>TOTAL</b>	<b>.250</b>	<b>26-19</b>	<b>44</b>	<b>5</b>	<b>11</b>	<b>1</b>	<b>0</b>	<b>3</b>	<b>8</b>	<b>21</b>	<b>.477</b>	<b>3</b>	<b>0</b>	<b>11</b>	<b>1</b>	<b>.298</b>	<b>0</b>	<b>1</b>	<b>2-2</b>	<b>8</b>	<b>21</b>	<b>5</b>	<b>.853</b>

YEAR	ERA	W-L	APP	GS	CG	SHO	SV	IP	H	R	ER	BB	SO	2B	3B	HR	BF	BAVG	WP	HBP	BK	SFA	SHA
2023	2.72	9-5	26	11	3	2/4	2	79.2	78	41	31	17	75	16	1	9	342	.247	3	4	0	0	5
2024	0.00	0-0	0	0	0	0/0	0	0.0	0	0	0	0	0	0	0	0	0	.000	0	0	0	0	0
<b>TOTAL</b>	<b>2.72</b>	<b>9-5</b>	<b>0</b>	<b>0</b>	<b>0</b>	<b>0/0</b>	<b>0</b>	<b>0.0</b>	<b>0</b>	<b>0</b>	<b>0</b>	<b>0</b>	<b>0</b>	<b>0</b>	<b>0</b>	<b>0</b>	<b>0</b>	<b>.000</b>	<b>0</b>	<b>0</b>	<b>0</b>	<b>0</b>	<b>0</b>

PLAYER CAPSULES



**ROSE  
ROACH**

99

**INFIELD**  
**Jr. | 5-6 | L/R**  
**Elburn, Illinois | Kaneland**

**SEASON HIGH**

**CAREER HIGH**

AB	4 (5x), last at Clemson (5/21/23)
R	2 (3x), last vs. Merrimack (2/25/23)
H	2 (3x), last vs. Ole Miss (5/11/23)
2B	1 (6x), last vs. South Carolina (5/12/23)
3B	
HR	
RBI	2 (4x), last vs. Cal State Fullerton (5/20/23)

**2024 SEASON HIGHLIGHTS**

Appeared in 47 games last season, primarily as a pinch runner before earning an expanded role at second base during the final month of the season ... set career high totals in runs scored, RBI and doubles last year ... drove in Auburn's game winning run over Ole Miss at the 2023 SEC Tournament to earn All-Tournament Team honors

**GAME BY GAME BATTING**

**ROACH'S OVERALL CAREER STATS**

YEAR	AVG	GP-GS	AB	R	H	2B	3B	HR	RBI	TB	SLG%	BB	HBP	SO	GDP	OB%	SF	SH	SB-ATT	PO	A	E	FLD%
2022	.271	35-11	48	12	13	2	0	0	5	15	.313	1	1	5	0	.300	0	0	2-3	17	22	5	.886
2023	.245	47-13	53	14	13	4	0	0	10	17	.321	4	0	9	0	.293	1	2	9-10	29	24	4	.930
2024	.000	0-0	0	0	0	0	0	0	0	0	.000	0	0	0	0	.000	0	0	0-0	0	0	0	.000
<b>TOTAL</b>	<b>.257</b>	<b>82-24</b>	<b>101</b>	<b>26</b>	<b>26</b>	<b>6</b>	<b>0</b>	<b>0</b>	<b>15</b>	<b>32</b>	<b>.317</b>	<b>5</b>	<b>1</b>	<b>14</b>	<b>0</b>	<b>.296</b>	<b>1</b>	<b>2</b>	<b>11-13</b>	<b>46</b>	<b>46</b>	<b>9</b>	<b>.911</b>



**1**  
Thalia  
**MARTIN**  
UTL | Fr.



**3**  
Icess  
**TRESVIK**  
UTL | Jr.



**4**  
Emmah  
**ROLFE**  
RHP | So.



**5**  
Mariah  
**PENTA**  
UTL | Fr.



**9**  
Maddie  
**PENTA**  
RHP | Sr.



**10**  
Makayla  
**PACKER**  
UTL | Sr.



**11**  
Aubrie  
**LISENBY**  
C/INF | Jr.



**13**  
Nelia  
**PERALTA**  
INF | Jr.



**15**  
Skylar  
**ELKINS**  
C/UTL | So.



**16**  
KK  
**MCCRARY**  
INF | Sr.



**17**  
Chalea  
**CLEMMONS**  
1B/LHP | Fr.



**18**  
Riley  
**MCNEMAR**  
INF | Jr.



**20**  
Abbey  
**SMITH**  
OF | Jr.




**22**  
Anna  
**WOHLERS**  
C | Jr.



**23**  
Axe  
**MILANOWSKI**  
INF | So.



**24**  
Malayna  
**TAMBORRA**  
RHP | Fr.



**31**  
Millie  
**ROBERTS**  
C/INF | So.



**34**  
Amelia  
**LECH**  
C/UTL | Jr.




**36**  
Kyla  
**STROUD**  
INF | Fr.



**55**  
Shelby  
**LOWE**  
LHP | Sr.



**66**  
Annabelle  
**WIDRA**  
UTL/RHP | Jr.




**99**  
Rose  
**ROACH**  
INF | Jr.



**HC**  
Mickey  
**DEAN**  
Seventh Season



**AC**  
Emily  
**CAROSONE**  
Fourth Season



**AC**  
Eugene  
**LENTI**  
Fifth Season



**AC**  
Hannah  
**SPARKS**  
First Season



**DO**  
LEISA  
**LEE**  
Fifth Season