



Auburn 70, #11 UNLV 63
March 20, 1986
NCAA West Regional Semifinal
The Summit • Houston, Texas

Auburn	FG-FGA	FT-FTA	REB	PF	TP	MIN	A	TO	BLK	S
Chris Morris	3-8	3-3	8	4	9	39	0	2	1	1
Chuck Person	12-22	1-2	11	1	25	37	0	1	0	2
Jeff Moore	5-10	1-2	9	2	11	32	4	5	0	1
Gerald White	3-4	6-7	1	2	12	33	10	3	0	1
Frank Ford	3-8	3-4	6	0	9	39	1	5	0	5
Terrance Howard	0-1	0-0	0	1	0	8	0	1	0	0
Mike Jones	2-5	0-0	1	2	4	12	2	3	1	0
Totals	28-58	14-18	41	12	70	200	17	20	2	10


FG%: 1st Half 11-26 .423, 2nd Half 17-32 .531, Game 28-58 .483; FT%: 1st Half 3-4 .750, 2nd Half 11-14 .786, Game 14-18 .778; Team Rebounds: 5; Deadball Rebounds: 1.

UNLV	FG-FGA	FT-FTA	REB	PF	TP	MIN	A	TO	BLK	S
Anthony Jones	8-19	0-3	4	1	16	39	4	1	0	1
Armon Gilliam	9-13	3-4	3	1	21	37	0	1	0	0
John Flowers	1-1	0-0	0	2	2	20	0	1	0	0
Mark Wade	0-0	0-1	3	5	0	36	12	6	0	2
Freddie Banks	9-21	2-2	1	2	20	35	6	1	0	1
Gary Graham	0-2	0-0	2	4	0	9	1	1	0	0
Eldridge Hudson	2-5	0-0	9	4	4	24	2	1	0	2
Totals	29-61	5-10	28	19	63	200	25	12	0	6

FG%: 1st Half 17-29 .586, 2nd Half 12-32 .375, Game 29-61 .475; FT%: 1st Half 0-0 .000, 2nd Half 5-10 .500, Game 5-10 .500; Team Rebounds: 6; Deadball Rebounds: 1.

SCORE BY PERIODS	1	2	F
Auburn	25	45	70
UNLV	34	29	63

OFFICIALS—Lenny Wirtz, Tim Higgins, Charlie Vacca
 TECHNICAL FOULS—None. ATTENDANCE—10,936



Chuck Person recorded his second consecutive double-double with 25 points and 11 rebounds in leading Auburn past fourth-seeded UNLV 70-63 as the Tigers advanced to the Elite Eight.

#7 Louisville 84, Auburn 76
March 22, 1986
NCAA West Regional Final
The Summit • Houston, Texas

Auburn	FG-FGA	FT-FTA	REB	PF	TP	MIN	A	TO	BLK	S
Chris Morris	7-10	3-3	9	4	17	34	1	4	1	4
Chuck Person	11-24	1-2	4	3	23	38	1	2	0	0
Jeff Moore	4-8	3-5	6	2	11	31	2	0	0	0
Gerald White	3-6	2-2	2	2	8	34	9	4	0	1
Frank Ford	6-10	1-2	3	4	13	34	5	0	0	1
Terrance Howard	1-1	0-0	0	3	2	12	2	0	0	0
Mike Jones	1-3	0-0	1	3	2	17	0	0	1	0
Totals	33-62	10-14	27	21	76	200	20	10	2	6


FG%: 1st Half 20-32 .625, 2nd Half 13-30 .433, Game 33-62 .532; FT%: 1st Half 3-5 .600, 2nd Half 7-9 .778, Game 10-14 .714; Team Rebounds: 2; Deadball Rebounds: 2.

Louisville	FG-FGA	FT-FTA	REB	PF	TP	MIN	A	TO	BLK	S
Herbert Crook	8-12	4-5	11	3	20	39	3	1	0	1
Billy Thompson	5-10	3-4	7	4	13	26	4	4	0	1
Pervis Ellison	7-14	1-3	10	2	15	35	0	2	2	3
Milt Wagner	4-9	8-8	2	2	16	40	9	2	0	0
Jeff Hall	7-12	0-0	0	1	14	36	2	1	0	0
Mark McSwain	2-3	0-0	4	2	4	15	2	1	0	0
Kevin Walls	1-2	0-0	0	1	2	4	0	0	0	0
Tony Kimbro	0-1	0-0	1	0	0	5	0	1	0	0
Totals	34-63	16-20	37	15	84	200	20	12	2	5

FG%: 1st Half 22-39 .564, 2nd Half 12-24 .500, Game 34-63 .540; FT%: 1st Half 0-0 .000, 2nd Half 16-20 .800, Game 16-20 .800; Team Rebounds: 2; Deadball Rebounds: 0.

SCORE BY PERIODS	1	2	F
Auburn	43	33	76
Louisville	44	40	84

OFFICIALS—Don Rutledge, Lenny Wirtz, Charlie Vacca
 TECHNICAL FOULS—None. ATTENDANCE—9,650



Auburn fell one game short of the Final Four with an 84-76 loss to two-seeded Louisville in the West Regional Final. Chris Morris had 17 points and 9 rebounds for the Tigers.

Auburn 62, San Diego 61
March 12, 1987
 NCAA First Round Midwest Regional
 Indiana Hoosier Dome • Indianapolis, Ind.

San Diego	FG-FGA	FT-FTA	REB	PF	TP	MIN	A	TO	BLK	S
Mark Manor	5-10	0-0	5	2	11	31	3	1	0	0
Mike Madden	3-8	1-3	11	1	7	34	3	2	2	1
Scott Thompson	5-11	4-4	4	4	14	25	1	2	1	0
Paul Leonard	3-7	0-0	2	1	6	38	5	3	0	1
Danny Means	7-12	2-3	4	1	18	30	2	0	0	3
Steve Krallman	1-2	0-2	2	2	2	20	0	1	0	1
Marty Munn	0-2	0-0	0	2	0	11	0	0	0	0
Eric Musselman	1-2	0-0	0	1	3	2	0	0	0	0
Mike Haupt	0-0	0-0	1	1	0	9	1	1	0	1
Totals	25-54	7-12	30	15	61	200	15	10	3	7

Three-Point Field Goals: Means 2-5, Manor 1-2, Musselman 1-2, Leonard 0-2, Munn 0-2, Thompson 0-1, Team 4-14.

FG%: 1st Half 14-28 .500, 2nd Half 11-26 .423, Game 25-54 .463; 3FG%: 1st Half 4-9 .444, 2nd Half 0-5 .000, Game 4-14 .286; FT%: 1st Half 1-4 .250, 2nd Half 6-8 .750, Game 7-12 .583; Team Rebounds: 1; Deadball Rebounds: 1.


Auburn	FG-FGA	FT-FTA	REB	PF	TP	MIN	A	TO	BLK	S
Mike Jones	11-16	2-4	7	3	24	32	2	1	2	0
Chris Morris	6-12	1-1	11	3	14	38	2	2	2	0
Jeff Moore	4-13	6-7	14	3	14	33	0	0	0	0
Gerald White	2-6	0-0	3	2	4	34	5	1	0	2
Frank Ford	2-9	2-4	5	2	6	40	3	4	0	3
Terrance Howard	0-1	0-0	0	1	0	17	0	1	0	0
Johnny Lynn	0-2	0-0	0	0	0	5	0	0	0	0
John Caylor	0-0	0-0	0	0	0	1	0	0	0	0
Totals	25-59	11-16	42	14	62	200	12	9	4	5

Three-Point Field Goals: Morris 1-2, White 0-4, Ford 0-2, Howard 0-1, Team 1-9.

FG%: 1st Half 11-26 .423, 2nd Half 14-33 .424, Game 25-59 .424; 3FG%: 1st Half 0-5 .000, 2nd Half 1-4 .250, Game 1-9 .111; FT%: 1st Half 6-7 .857, 2nd Half 5-9 .556, Game 11-16 .688; Team Rebounds: 2; Deadball Rebounds: 0.

SCORE BY PERIODS	1	2	F
San Diego	33	28	—
Auburn	28	34	—

OFFICIALS—Mickey Crowley, Chuck Weinkauf, Rusty Herring
 TECHNICAL FOULS—None
 ATTENDANCE—29,610



No. 8 seeded Auburn survived a first round scare in defeating No. 9 seeded San Diego 62-61. Mike Jones led the Tigers with 24 points.

#3 Indiana 107, Auburn 90
March 14, 1987
 NCAA Second Round Midwest Regional
 Indiana Hoosier Dome • Indianapolis, Ind.

Auburn	FG-FGA	FT-FTA	REB	PF	TP	MIN	A	TO	BLK	S
Mike Jones	10-22	9-9	9	1	30	36	1	2	0	1
Chris Morris	5-11	0-1	4	5	10	22	2	0	0	0
Jeff Moore	11-20	2-2	10	4	24	33	1	0	0	1
Gerald White	6-13	1-1	1	2	17	37	10	4	1	1
Frank Ford	4-11	0-0	3	5	9	28	0	0	0	0
Terrance Howard	0-4	0-0	4	4	0	19	1	2	0	0
Johnny Lynn	0-4	0-0	2	2	0	13	0	2	0	1
John Caylor	0-0	0-0	0	2	0	10	0	1	0	2
Derrick Dennison	0-1	0-0	0	0	0	2	0	0	0	0
Totals	36-86	12-13	34	25	90	200	15	11	1	6

3-Point Field Goals: White 4-9, Ford 1-2, Jones 1-2, Lynn 0-1, Team 6-14.

FG%: 1st Half 19-44 .432, 2nd Half 17-42 .405, Game 36-86 .419; 3FG%: 1st Half 3-5 .600, 2nd Half 3-9 .333, Game 6-14 .429; FT%: 1st Half 7-7 1.000, 2nd Half 5-6 .833, Game 12-13 .923; Team Rebounds: 1; Deadball Rebounds: 0.


Indiana	FG-FGA	FT-FTA	REB	PF	TP	MIN	A	TO	BLK	S
Rick Calloway	7-12	4-4	13	0	18	39	1	5	0	1
Daryl Thomas	9-14	9-10	8	1	27	36	0	4	0	3
Dean Garrett	4-6	1-2	3	4	9	16	0	1	2	0
Steve Alford	10-17	4-5	3	2	31	38	5	2	0	0
Keith Smart	7-12	6-7	9	3	20	39	15	5	0	1
Steve Eyl	0-0	0-0	5	3	0	16	2	1	0	0
Todd Meier	0-0	0-0	2	1	0	9	0	0	0	0
Kreigh Smith	0-0	0-0	0	0	0	2	0	0	0	0
Joe Hillman	1-2	0-0	0	0	2	2	0	0	0	0
Brian Sloan	0-0	0-0	0	0	0	1	1	0	0	0
Tony Freeman	0-0	0-0	0	0	0	1	0	0	0	0
Dave Minor	0-0	0-0	1	0	0	1	0	0	0	0
Totals	38-63	24-28	45	14	107	200	24	18	2	5

3-Point Field Goals: Alford 7-11, Smart 0-2, Team 7-13.

FG%: 1st Half 18-27 .667, 2nd Half 20-36 .556, Game 38-63 .603; 3FG%: 1st Half 2-3 .667, 2nd Half 5-10 .500, Game 7-13 .538; FT%: 1st Half 15-18 .833, 2nd Half 9-10 .900, Game 24-28 .857; Team Rebounds: 1; Deadball Rebounds: 1.

SCORE BY PERIODS	1	2	F
Auburn	48	42	—
Indiana	53	54	—

OFFICIALS—Rick Wulkow, Chuck Weinkauf, Rusty Herring
 TECHNICAL FOULS—None
 ATTENDANCE—34,076



Before a crowd of 34,076 -- the biggest crowd ever to watch Auburn play -- top-seeded Indiana came back to defeat Auburn 107-90 in Indianapolis' Hoosier Dome. Mike Jones scored 30 points and pulled down 9 rebounds to lead the Tigers.



Auburn 90, #11 Bradley 86
March 17, 1988
NCAA First Round Southeast Regional
The Omni • Atlanta, Ga.

Bradley	FG-FGA	FT-FTA	REB	PF	TP	MIN	A	TO	BLK	S
Donald Powell	4-9	2-5	7	5	10	37	1	0	0	3
Trevor Trimpe	1-4	0-0	1	1	3	11	2	0	0	0
Luke Jackson	7-10	0-3	5	2	14	34	2	3	0	0
Anthony Manuel	0-3	0-0	4	4	0	40	10	6	0	0
Hersey Hawkins	15-25	8-11	10	3	44	40	6	4	2	3
Jerry Thomas	4-9	0-0	1	5	8	25	3	0	0	0
Paul Wilson	3-6	0-2	5	3	7	13	1	2	0	1
Totals	34-66	10-21	39	23	86	200	25	15	2	7

Three-Point Field Goals: Trimpe 1-4, Jackson 0-1, Hawkins 6-8, Thomas 0-1, Wilson 1-3, Team 8-17.

FG%: 1st Half 21-35 .600, 2nd Half 13-31 .419, Game 34-66 .515; 3FG%: 1st Half 5-6 .833, 2nd Half 3-11 .273, Game 8-17 .471; FT%: 1st Half 6-9 .667, 2nd Half 4-12 .333, Game 10-21 .476; Team Rebounds: 5; Deadball Rebounds: 4.


Auburn	FG-FGA	FT-FTA	REB	PF	TP	MIN	A	TO	BLK	S
John Caylor	5-8	5-6	5	2	18	38	2	3	0	2
Chris Morris	11-23	12-13	12	3	36	37	4	3	3	2
Jeff Moore	6-16	1-1	13	2	13	36	1	2	1	1
Terrance Howard	2-4	0-0	5	1	4	24	5	1	0	1
Derrick Dennison	1-6	2-2	1	3	5	17	3	0	0	1
Johnny Lynn	1-4	0-0	0	0	3	21	7	1	0	1
Matt Geiger	1-3	1-3	3	3	3	7	1	2	0	0
Keenan Carpenter	3-8	2-2	2	3	8	20	0	0	0	1
Totals	30-72	23-27	44	17	90	200	23	12	4	9

Three-Point Field Goals: Caylor 3-6, Morris 2-5, Howard 0-1, Dennison 1-2, Lynn 1-3, Carpenter 0-1, Team 7-18.

FG%: 1st Half 17-41 .415, 2nd Half 13-31 .419, Game 30-72 .417; 3FG%: 1st Half 4-10 .400, 2nd Half 3-8 .375, Game 7-18 .389; FT%: 1st Half 7-8 .875, 2nd Half 16-19 .842, Game 23-27 .852; Team Rebounds: 3; Deadball Rebounds: 1.

SCORE BY PERIODS	1	2	F
Bradley	53	33	—
Auburn	45	45	—

OFFICIALS—Jack Hannon, Dick Lynch, Dave Hall
 TECHNICAL FOULS—Morris
 ATTENDANCE—10,566



Auburn made its fifth consecutive NCAA appearance defeating Bradley 90-86. Chris Morris led eighth-seeded Auburn with 36 points.

#8 Oklahoma 107, Auburn 87
March 19, 1988
NCAA Second Round Southeast Regional
The Omni • Atlanta, Ga.

Auburn	FG-FGA	FT-FTA	REB	PF	TP	MIN	A	TO	BLK	S
John Caylor	6-12	0-0	9	5	14	25	2	4	0	0
Chris Morris	6-13	4-4	5	5	17	23	2	3	3	0
Jeff Moore	5-18	12-13	11	4	22	34	2	1	1	1
Terrance Howard	3-13	0-0	4	2	7	34	8	8	0	1
Derrick Dennison	3-9	0-1	7	2	7	23	0	5	0	1
Johnny Lynn	4-5	3-3	3	2	14	23	3	4	0	1
Matt Geiger	0-1	2-2	3	3	2	15	1	0	0	1
Keenana Carpenter	2-10	0-0	2	1	4	20	0	0	0	0
Dustin Hester	0-0	0-0	0	0	0	1	0	0	0	0
Pete McBee	0-0	0-0	0	0	0	1	0	0	0	0
John Walker	0-3	0-0	1	0	0	1	0	0	0	0
Totals	29-84	21-23	57	24	87	200	18	25	4	5

Three-Point Field Goals: Caylor 2-5, Morris 1-4, Howard 1-6, Dennison 1-1, Lynn 3-4, Carpenter 0-4, Team 8-24.

FG%: 1st Half 11-35 .314, 2nd Half 18-49 .367, Game 29-84 .345; 3FG%: 1st Half 4-7 .571, 2nd Half 4-17 .235, Game 8-24 .333; FT%: 1st Half 11-11 1.000, 2nd Half 10-12 .833, Game 21-23 .913; Team Rebounds: 12; Deadball Rebounds: 0.


Oklahoma	FG-FGA	FT-FTA	REB	PF	TP	MIN	A	TO	BLK	S
Harvey Grant	4-10	0-1	2	4	8	19	1	2	1	1
Dave Sieger	5-9	0-0	1	4	15	28	6	0	0	4
Stacey King	14-22	9-12	9	2	37	40	3	3	2	1
Mookie Blaylock	8-14	3-3	4	1	21	39	9	1	0	4
Ricky Grace	5-9	4-4	6	3	15	37	8	2	0	2
Art Pollard	0-0	0-0	0	0	0	1	0	1	0	0
Mike Bell	0-0	0-0	1	0	0	2	0	1	1	0
Terrence Mullins	4-6	0-1	4	2	9	12	2	0	0	1
Andre Wiley	0-0	0-2	1	5	0	9	1	2	0	1
Anthony Martin	1-6	0-0	3	2	2	13	1	1	0	2
Totals	41-76	16-23	39	23	107	200	31	13	4	16

Three-Point Field Goals: Sieger 5-9, Blaylock 2-4, Grace 1-3, Mullins 1-1, Team 9-17.

FG%: 1st Half 20-37 .541, 2nd Half 21-39 .538, Game 41-76 .539; 3FG%: 1st Half 7-12 .583, 2nd Half 2-5 .400, Game 9-17 .529; FT%: 1st Half 4-7 .571, 2nd Half 12-16 .750, Game 16-23 .696; Team Rebounds: 8; Deadball Rebounds: 3.

SCORE BY PERIODS	1	2	F
Auburn	37	50	—
Oklahoma	51	56	—

OFFICIALS—Joe Silvester, Jack Hannon, Eric Harmon
 TECHNICAL FOULS—None
 ATTENDANCE—14,528



Auburn lost to top-seeded Oklahoma 107-87 in the second round of the NCAA Tournament. The Sooners advanced to the National Championship game, only to be upset by Kansas and Danny Manning 83-79. Chris Morris scored 17 points in his final game with the Tigers before being a first round pick by the New Jersey Nets.

2008-09 Outlook
 2008-09 Tigers
 Coaching Staff
 Coliseum
 2007-08 Review
 Tiger Records
 AU Hoop History
 Tiger Tracks
 Administration

#4 Auburn 80, Winthrop 41

March 11, 1999
 NCAA South Regional First Round
 RCA Dome • Indianapolis, Ind.

Winthrop	FG	3FG	FT	R	F	TP	M	A	T	B	S
Heson Groves, F	1-6	0-0	1-2	5	2	3	37	2	5	1	0
Jacques Vandescure, F	2-5	0-0	2-5	7	1	6	26	1	4	0	1
Eric Fisher, C	1-2	0-0	0-0	2	3	2	10	0	0	3	1
Roger Toxey, G	0-6	0-2	0-0	1	1	0	20	0	3	0	1
Tyson Waterman, G	2-8	2-6	0-0	3	2	6	27	2	1	0	1
Pierre Wooten	1-5	0-0	2-4	2	2	4	7	0	0	0	0
Robbie Waldrop	2-5	2-5	0-0	1	0	6	13	1	2	0	0
Adrian Stockman	0-2	0-0	0-0	2	0	0	10	1	3	0	1
Rob Wallace	1-3	1-3	0-0	2	1	3	7	0	0	0	1
Dan Tollens	1-3	0-1	0-0	2	0	2	8	0	3	0	1
Reggie Coles	1-4	1-2	0-0	0	1	3	3	0	0	0	0
Juon. Pinckney	1-2	0-0	0-0	3	3	2	12	0	1	0	0
Eyo Effiong	1-4	0-0	2-5	1	3	4	18	0	2	1	0
Owen Barnes	0-0	0-0	0-0	0	0	0	2	0	0	0	0
Team				10							
Totals	14-55	6-19	7-16	41	19	41	200	7	25	5	6

FG%: 1st Half 7-25 .280, 2nd Half 7-30 .233, Game 14-55 .255; 3FG%: 1st Half 3-10 .300, 2nd Half 3-9 .333, Game 6-19 .316; FT%: 1st Half 1-2 .500, 2nd Half 6-14 .429, Game 7-16 .438; Deadball Rebounds: 4.

Auburn	FG	3FG	FT	R	F	TP	M	A	T	B	S
Chris Porter, F	4-9	0-0	1-1	5	3	9	24	0	1	0	4
Bryant Smith, F	3-11	1-1	2-4	9	2	9	26	1	3	0	2
Mamadou N'diaye, C	2-8	0-0	2-2	10	2	6	24	0	2	2	1
Scott Pohlman, G	4-8	3-5	3-5	0	1	14	23	1	2	0	2
Doc Robinson, G	6-9	2-4	0-0	3	0	14	23	4	2	0	2
Reggie Sharp	1-5	0-0	1-2	1	2	3	16	3	1	0	0
Jay Heard	3-6	2-5	1-2	9	0	9	16	4	1	0	4
Charlton Barker	0-0	0-0	2-4	2	0	2	2	0	0	0	0
Corey Watkins	0-0	0-0	0-0	0	0	0	1	1	0	0	0
Daymeon Fishback	1-6	1-4	2-2	4	1	5	19	0	1	0	1
Mack McGadney	2-7	0-2	0-0	4	0	4	8	0	0	0	0
Abe Smith	0-0	0-0	0-0	1	0	0	2	0	1	0	0
Adrian Chilliest	1-2	0-0	0-0	2	0	2	10	0	0	0	0
Adrian Person	1-3	1-2	0-0	2	2	3	6	0	0	0	0
Team				3							
Totals	28-74	10-23	14-22	55	13	80	200	14	14	2	16

FG%: 1st Half 13-33 .394, 2nd Half 15-41 .366, Game 28-74 .378; 3FG%: 1st Half 5-11 .455, 2nd Half 5-12 .417, Game 10-23 .435; FT%: 1st Half 6-8 .750, 2nd Half 8-14 .571, Game 14-22 .636; Deadball Rebounds: 4.

SCORE BY PERIODS	1	2	F	
Winthrop	18	23	--	41
Auburn	37	43	--	80

OFFICIALS--Donnee Gray,
 Tom Clark, Tim Gabutero
 TECHNICAL FOULS--None
 ATTENDANCE--27,184

Doc Robinson scored 14 points to lead No. 1 seeded Auburn to an 80-41 victory over 16th-seeded Winthrop in the NCAA Tournament First Round. Auburn forced 25 Winthrop turnovers.



#4 Auburn 81, Oklahoma State 74

March 13, 1999
 NCAA South Regional Second Round
 RCA Dome • Indianapolis, Ind.

Oklahoma State	FG	3FG	FT	R	F	TP	M	A	T	B	S
Glendon Alexander, F	1-7	0-3	3-4	1	0	5	26	1	1	0	0
Desmond Mason, F	8-11	2-4	8-9	9	1	26	37	2	1	0	2
Alex Webber, C	2-2	0-0	0-0	0	4	4	11	0	0	0	0
Adrian Peterson, G	11-16	4-8	1-2	4	2	27	39	0	2	0	1
Doug Gottlieb, G	1-4	0-0	1-2	2	3	3	36	12	6	0	0
Fredrik Jonzen	1-3	0-0	0-0	2	0	2	9	0	1	0	1
Brian Montonati	0-4	0-0	1-2	4	5	1	25	1	3	2	0
Joe Adkins	2-5	2-5	0-1	4	2	6	17	2	2	0	1
Team				2							
Totals	26-52	8-20	14-20	28	17	74	200	18	16	2	5

FG%: 1st Half 11-28 .393, 2nd Half 15-24 .625, Game 26-52 .500; 3FG%: 1st Half 3-9 .333, 2nd Half 5-11 .455, Game 8-20 .400; FT%: 1st Half 8-13 .615, 2nd Half 6-7 .857, Game 14-20 .700; Deadball Rebounds: 1.

Auburn	FG	3FG	FT	R	F	TP	M	A	T	B	S
Chris Porter, F	4-8	0-0	1-2	10	1	9	33	1	3	0	2
Bryant Smith, F	6-11	1-4	4-4	4	1	17	36	2	0	0	0
Mamadou N'diaye, C	3-6	0-0	1-2	7	3	7	29	0	1	1	0
Scott Pohlman, G	11-17	2-3	4-4	3	2	28	32	1	0	0	0
Doc Robinson, G	6-9	1-3	0-0	1	4	13	24	3	1	0	0
Reggie Sharp	1-4	0-3	0-0	1	1	2	9	2	1	0	1
Jay Heard	2-4	1-2	0-0	2	2	5	18	2	1	0	3
Charlton Barker	0-0	0-0	2-4	2	0	2	2	0	0	0	0
Daymeon Fishback	0-4	0-1	0-0	2	0	0	8	0	0	0	0
Mack McGadney	0-1	0-1	0-0	2	2	0	9	1	0	0	0
Adrian Chilliest	0-0	0-0	0-0	0	1	0	2	0	2	0	0
Team				3							
Totals	33-64	5-17	10-12	35	17	81	200	12	9	1	6

FG%: 1st Half 15-36 .417, 2nd Half 18-28 .643, Game 33-64 .516; 3FG%: 1st Half 3-11 .273, 2nd Half 2-6 .333, Game 5-17 .294; FT%: 1st Half 4-4 1.000, 2nd Half 6-8 .750, Game 10-12 .833; Deadball Rebounds: 1.

SCORE BY PERIODS	1	2	F	
Oklahoma State	33	41	--	74
Auburn	37	44	--	81

OFFICIALS--Ted Hillary, Donnee Gray, Lonnie Dixon
 TECHNICAL FOULS--None
 ATTENDANCE--30,318



Scott Pohlman scored a career-high 28 points on 11-17 shooting from the field to propel fourth-ranked and No. 1 seeded Auburn to an 81-74 victory over Oklahoma State and a berth in the NCAA Sweet 16.



#14 Ohio State 72, #4 Auburn 64
March 18, 1999

NCAA South Regional Semifinal
Thompson-Boling Arena • Knoxville, Tenn.

Ohio State	FG	3FG	FT	R	F	TP	M	A	T	B	S
Brian Brown, F	2-9	1-4	4-6	6	0	9	33	4	1	1	1
Jason Singleton, F	3-4	0-0	1-3	2	4	7	21	1	1	0	1
Ken Johnson, C	2-4	0-0	0-2	2	4	4	25	0	1	1	0
Scoonie Penn, G	9-16	4-7	4-4	3	4	26	36	4	0	1	3
Michael Redd, G	9-19	1-3	3-4	10	2	22	36	2	2	0	1
Neshaun Coleman	0-1	0-1	0-0	3	0	0	4	0	0	0	0
Boban Savovic	1-3	0-2	0-0	0	1	2	12	0	1	0	0
Jon Sanderson	0-2	0-0	0-1	2	1	0	6	0	1	0	0
George Reese	1-4	0-0	0-3	3	0	2	27	0	2	0	1
Team				6							
Totals	27-62	6-17	12-23	37	16	72	200	11	9	3	7

FG%: 1st Half 14-35 .400, 2nd Half 13-27 .481, Game 27-62 .435; 3FG%: 1st Half 3-10 .300, 2nd Half 3-7 .429, Game 6-17 .353; FT%: 1st Half 0-0 .000, 2nd Half 12-23 .522, Game 12-23 .522; Deadball Rebounds: 5.

Auburn	FG	3FG	FT	R	F	TP	M	A	T	B	S
Chris Porter, F	6-10	2-3	1-2	11	5	15	32	2	5	0	0
Bryant Smith, F	4-9	0-3	2-2	2	1	10	33	1	2	0	2
Mamadou N'diaye, C	1-3	0-0	1-2	11	3	3	34	1	4	3	1
Scott Pohlman, G	2-8	1-5	2-2	2	2	7	24	3	2	0	0
Doc Robinson, G	5-13	2-3	2-3	0	3	14	33	6	3	0	0
Reggie Sharp	0-0	0-0	0-0	0	0	0	3	0	0	0	0
Jay Heard	0-3	0-2	1-2	1	1	1	9	0	0	0	1
Daymeon Fishback	4-10	3-6	1-2	9	1	12	23	1	1	0	0
Mack McGadney	1-3	0-0	0-0	1	1	2	6	0	0	0	1
Abe Smith	0-0	0-0	0-0	0	0	0	1	0	0	0	0
Adrian Chilliest	0-0	0-0	0-0	0	0	0	2	0	1	0	0
Team				4							
Totals	23-59	8-22	10-15	41	17	64	200	14	18	3	5

FG%: 1st Half 8-29 .276, 2nd Half 15-30 .500, Game 23-59 .390; 3FG%: 1st Half 4-11 .364, 2nd Half 4-11 .364, Game 8-22 .364; FT%: 1st Half 6-11 .545, 2nd Half 4-4 1.000, Game 10-15 .667; Deadball Rebounds: 4.

SCORE BY PERIODS	1	2	F
Ohio State	31	41	--
Auburn	26	38	--

OFFICIALS--Tim Higgins, Lonnie Dixon, Dick Cartmell
 TECHNICAL FOULS--None
 ATTENDANCE--23,898



Chris Porter recorded a double-double with 15 points and 11 rebounds as top-seeded Auburn lost 72-64 to fourth-seeded Ohio State in the Sweet 16 in Knoxville, Tenn.

#22 Auburn 72, Creighton 69
March 16, 2000

NCAA Midwest Regional First Round
Hubert H. Humphrey Metrodome • Minneapolis, Minn.

Creighton	FG	3FG	FT	R	F	TP	M	A	T	B	S
Matt West, F	1-3	1-2	0-0	1	0	3	22	0	0	0	0
Donnie Johnson, F	2-6	0-0	0-0	0	4	4	18	2	2	0	2
Alan Huss, C	1-6	0-1	0-0	5	2	2	21	2	0	0	0
Ben Walker, G	6-13	1-3	0-0	5	1	13	32	0	1	0	1
Ryan Sears, G	6-12	4-10	2-5	4	2	18	38	8	0	0	2
Kyle Korver	4-13	2-10	0-0	2	1	10	28	3	0	1	2
Livan Pyfrom	1-2	0-0	1-2	1	1	3	9	0	1	0	1
Justin Haynes	2-4	1-1	0-0	4	3	5	17	0	1	1	0
Terrell Taylor	4-6	3-5	0-0	1	4	11	14	1	1	1	0
Dan Kolder	0-0	0-0	0-0	0	0	0	1	0	0	0	0
Team				6							
Totals	27-65	12-32	3-7	29	18	69	200	16	6	3	8

FG%: 1st Half 10-29 .345, 2nd Half 17-36 .472, Game 27-65 .415; 3FG%: 1st Half 4-15 .267, 2nd Half 8-17 .471, Game 12-32 .375; FT%: 1st Half 1-2 .500, 2nd Half 2-5 .400, Game 3-7 .429; Deadball Rebounds: 2.

Auburn	FG	3FG	FT	R	F	TP	M	A	T	B	S
Mack McGadney, F	6-11	2-4	1-3	3	1	15	33	2	0	1	0
Mamadou N'diaye, C	4-5	0-0	7-9	11	1	15	32	2	1	3	1
Jay Heard, G	2-4	2-3	0-0	1	1	6	14	0	1	1	0
Daymeon Fishback, G	6-9	4-5	0-0	6	1	16	32	1	3	1	0
Doc Robinson, G	3-10	1-3	2-2	6	2	9	33	6	1	0	0
Marquis Daniels	2-4	1-2	0-1	0	0	5	14	0	3	0	0
Scott Pohlman	2-7	1-4	1-1	2	2	6	26	1	3	0	0
Reggie Sharp	0-0	0-0	0-0	4	1	0	16	0	1	0	0
Jimbo Tolbert	0-0	0-0	0-0	0	0	0	0+	0	1	0	0
Team				5					1		
Totals	25-50	11-21	11-16	38	9	72	200	12	15	4	1

FG%: 1st Half 16-26 .615, 2nd Half 9-24 .375, Game 25-50 .500; 3FG%: 1st Half 6-12 .500, 2nd Half 5-9 .556, Game 11-21 .524; FT%: 1st Half 2-3 .667, 2nd Half 9-13 .692, Game 11-16 .688; Deadball Rebounds: 3.

SCORE BY PERIODS	1	2	F
Creighton	25	44	--
Auburn	40	32	--

OFFICIALS--Donnee Gray, Reggie Greenwood, Andy Rios
 TECHNICAL FOULS--None
 ATTENDANCE--20,013



Mamadou N'diaye recorded a double-double with 15 points and 11 rebounds and had the game-saving block to lead seventh-seeded Auburn a 72-69 victory over 10th-seeded Creighton in the NCAA Tournament First Round.

#6 Iowa State 79, #22 Auburn 60

March 18, 2000

NCAA Midwest Regional Second Round

Hubert H. Humphrey Metrodome • Minneapolis, Minn.

Auburn	FG	3FG	FT	R	F	TP	M	A	T	B	S
Mack McGadney, F	4-10	0-2	0-0	6	5	8	24	0	1	0	0
Mamadou N'diaye, C	4-7	0-0	1-3	3	4	9	34	0	1	2	1
Jay Heard, G	2-6	0-2	0-1	1	2	4	16	1	0	0	0
Daymeon Fishback, G	3-9	2-8	0-0	6	3	8	31	3	2	0	0
Doc Robinson, G	5-18	2-8	0-0	3	1	12	33	2	2	0	0
Marquis Daniels	5-7	1-1	1-1	7	4	12	30	0	1	0	2
Scott Pohlman	1-5	1-3	0-0	1	2	3	23	3	1	0	0
Reggie Sharp	0-0	0-0	0-0	0	0	0	6	2	1	0	0
Jamison Brewer	0-1	0-0	4-5	0	0	4	3	0	1	0	0
Team				4					1		
Totals	24-63	6-24	6-10	31	21	60	200	11	11	2	3


FG%: 1st Half 14-27 .519, 2nd Half 10-36 .278, Game 24-63 .381; 3FG%: 1st Half 3-9 .333, 2nd Half 3-15 .200, Game 6-24 .250; FT%: 1st Half 2-4 .500, 2nd Half 4-6 .667, Game 6-10 .600; Deadball Rebounds: 0.

Iowa State	FG	3FG	FT	R	F	TP	M	A	T	B	S
Stevie Johnson, F	6-8	1-1	8-11	8	4	21	34	1	0	1	0
Marcus Fizer, F	7-17	0-3	8-9	12	3	22	38	1	2	0	0
Kantrail Horton, G	1-3	0-2	0-0	2	1	2	37	4	1	0	0
Jamaal Tinsley, G	3-10	2-4	4-6	4	3	12	38	7	4	2	3
Michael Nurse, G	4-5	1-2	5-5	5	3	14	37	2	2	0	1
Martin Rancik	1-1	0-0	0-0	2	1	2	4	0	0	0	0
Brandon Hawkins	1-2	0-1	0-0	2	0	2	8	1	1	0	1
Richard Evans	2-2	0-0	0-0	2	0	4	4	0	0	0	0
Team				1					1		
Totals	25-48	4-13	25-31	38	15	79	200	16	11	3	5

FG%: 1st Half 11-24 .458, 2nd Half 14-24 .583, Game 25-48 .521; 3FG%: 1st Half 1-5 .200, 2nd Half 3-8 .375, Game 4-13 .308; FT%: 1st Half 9-10 .900, 2nd Half 16-21 .762, Game 25-31 .806; Deadball Rebounds: 3.

SCORE BY PERIODS	1	2	F
Auburn	33	27	--
Iowa State	32	47	--

OFFICIALS--Mike Sanzere, Bob Donato, Donnee Gray
 TECHNICAL FOULS--None
 ATTENDANCE--26,328



Freshman Marquis Daniels came off the bench to total 10 points and 4 rebounds in the first half, but seventh-seeded Auburn fell to second-seeded Iowa State 79-60 in the NCAA Tournament Second Round before a pro-Cyclone crowd of 26,328.

Auburn 65, Saint Joseph's 63 (ot)

March 21, 2003

NCAA East Regional First Round

St. Pete Times Forum • Tampa, Fla.

Auburn	FG	3FG	FT	R	F	TP	M	A	T	B	S
Marquis Daniels, F	10-19	3-4	2-4	8	1	25	42	4	1	0	2
Marco Killingsworth, F	7-15	0-2	1-1	7	1	15	36	1	4	0	1
Kyle Davis, C	3-5	0-0	1-2	9	3	7	33	1	4	4	0
Derrick Bird, G	3-8	2-6	3-4	1	4	11	37	0	4	1	0
Lewis Monroe, G	0-4	0-2	0-0	4	2	0	41	4	1	0	0
Brandon Robinson	0-1	0-0	1-2	4	3	1	0	1	0	1	21
Nathan Watson	2-5	2-4	0-0	2	1	6	13	0	0	0	0
Donny Calton	0-0	0-0	0-0	0	1	0	0+	0	0	0	0
Chris Lollar	0-0	0-0	0-0	0	0	0	2	1	0	0	0
Team				3							
Totals	25-57	7-18	8-13	38	16	65	225	11	15	5	4

FG%: 1st Half 13-30 .433, 2nd Half 9-21 .429, OT 3-6 .500, Game 25-57 .439; 3FG%: 1st Half 4-11 .364, 2nd Half 3-7 .429, OT 0-0 .000, Game 7-18 .389; FT%: 1st Half 2-4 .500, 2nd Half 4-6 .667, OT 2-3 .667, Game 8-13 .615; Deadball Rebounds: 2.

Saint Joseph's	FG	3FG	FT	R	F	TP	M	A	T	B	S
Pat Carroll, F	0-5	0-5	0-0	1	1	0	22	1	1	0	1
Dave Mallon, F	1-3	1-2	0-0	1	0	3	9	1	0	0	0
Alexandre Sazanov, C	2-4	0-0	3-4	4	3	7	13	0	3	0	0
Tyrone Barley, G	0-4	0-2	0-0	3	4	0	34	6	2	0	3
Jameer Nelson, G	11-22	3-7	7-8	9	2	32	45	1	0	0	1
Chris Cologer	0-0	0-0	0-0	3	0	0	9	0	0	0	0
Dwayne Lee	0-	0-0	0-0	0	0	0+	0	0	0	0	0
Chet Stachitas	0-1	0-1	0-0	0	0	0	2	0	0	0	0
Delonte West	3-13	2-7	2-2	3	3	10	33	2	2	0	2
Dwayne Jones	4-5	0-0	1-2	6	1	9	32	0	0	4	0
John Bryant	1-2	0-0	0-0	2	5	2	26	0	3	0	1
Team				4					1		
Totals	22-59	6-24	13-16	36	19	63	225	11	12	4	8

FG%: 1st Half 7-24 .292, 2nd Half 13-30 .433, OT 2-5 .400, Game 22-59 .373; 3FG%: 1st Half 2-10 .200, 2nd Half 2-10 .200, OT 2-4 .500, Game 6-24 .250; FT%: 1st Half 3-4 .750, 2nd Half 10-12 .833, OT 0-0 .000, Game 13-16 .813; Deadball Rebounds: 1.

SCORE BY PERIODS	1	2	OT	F
Auburn	32	25	8	--
Saint Joseph's	19	38	6	--

OFFICIALS--Steve Welmer, Curtis Shaw, Rick Hartzell
 TECHNICAL FOULS--None
 ATTENDANCE--17,024

Marquis Daniels had 25 points and eight rebounds to lead No. 10 seeded Auburn to a 65-63 overtime victory over No. 7 seeded Saint Joseph's. He scored eight of the Tigers' final 11 points, drilling a 23-foot 3-pointer well beyond the top of the key with :05 left in regulation to give Auburn a 57-55 lead. Daniels also made a reverse layup, was fouled and made the free throw in OT for a 64-63 AU lead with :44 left.





Auburn 68, #8 Wake Forest 62
March 23, 2003
NCAA East Regional Second Round
St. Pete Times Forum • Tampa, Fla.

Auburn	FG	3FG	FT	R	F	TP	M	A	T	B	S
Marquis Daniels, F	7-15	0-4	4-7	4	4	18	26	1	4	0	3
Marco Killingsworth, F	4-10	0-1	3-4	8	2	11	32	3	4	0	1
Kyle Davis, C	1-3	0-0	0-0	4	2	2	26	1	2	4	1
Derrick Bird, G	3-10	1-6	2-2	2	3	9	33	1	0	0	0
Lewis Monroe, G	2-6	2-5	6-6	1	2	12	37	3	3	0	3
Brandon Robinson	5-9	0-1	1-1	3	4	11	22	0	1	2	0
Nathan Watson	2-3	1-2	0-0	6	1	5	21	2	0	0	1
Chris Lollar	0-0	0-0	0-0	0	0	0	3	0	0	0	0
Team				5							
Totals	24-56	4-19	16-20	33	18	68	200	11	14	6	9


FG%: 1st Half 14-31 .452, 2nd Half 10-25 .400, Game 24-56 .429; 3FG%: 1st Half 3-10 .300, 2nd Half 1-9 .111, Game 4-19 .211; FT%: 1st Half 3-4 .750, 2nd Half 13-16 .813, Game 16-20 .800; Deadball Rebounds: 1.

Wake Forest	FG	3FG	FT	R	F	TP	M	A	T	B	S
Jamaal Levy, F	1-4	0-1	1-2	7	5	3	34	1	2	3	0
Vytas Danelius, F	1-6	0-4	2-3	7	3	4	36	1	2	1	1
Eric Williams, C	1-4	0-0	2-2	0	4	4	10	0	1	0	1
Taron Downey, G	3-6	3-5	0-0	4	2	9	36	1	4	0	1
Josh Howard, G	4-10	0-3	6-6	8	4	14	34	1	7	3	4
Chris Ellis	0-0	0-0	0-0	0	1	0	8	0	0	0	0
Justin Gray	8-15	5-9	5-6	4	2	26	30	1	0	0	0
Richard Joyce	0-0	0-0	0-0	0	0	0	0+	0	0	0	0
Steve Lepore	0-1	0-1	0-0	0	1	0	1	0	0	0	0
Trent Strickland	0-3	0-0	2-2	1	1	2	11	0	1	0	0
Team				4					1		
Totals	18-49	8-23	18-21	35	23	62	200	5	18	7	7

FG%: 1st Half 11-23 .478, 2nd Half 7-26 .269, Game 18-49 .367; 3FG%: 1st Half 5-11 .455, 2nd Half 3-12 .250, Game 8-23 .348; FT%: 1st Half 11-12 .917, 2nd Half 7-9 .778, Game 18-21 .857; Deadball Rebounds: 1.

SCORE BY PERIODS	1	2	F
Auburn	34	34	--
Wake Forest	38	24	--

OFFICIALS--Tony Greene, Steve Welmer, Ted Hillary
 TECHNICAL FOULS--None. ATTENDANCE--21,304 (c)



Derrick Bird scored nine points in No. 10 seeded Auburn's 68-62 victory over ACC Champion and No. 2 seeded Wake Forest. Bird held National Player of the Year Josh Howard to 14 points, six below his average, and forced Howard into a game-high seven turnovers.

#12 Syracuse 79, Auburn 78
March 28, 2003
NCAA East Regional Sweet 16
Pepsi Arena • Albany, N.Y.

Auburn	FG	3FG	FT	R	F	TP	M	A	T	B	S
Marquis Daniels, F	12-21	0-1	3-4	9	3	27	38	4	4	0	2
Marco Killingsworth, F	0-3	0-0	2-2	5	3	2	18	0	3	0	0
Kyle Davis, C	1-6	0-0	0-0	6	4	2	20	0	2	4	0
Derrick Bird, G	3-10	3-9	2-2	4	2	11	38	5	1	0	0
Lewis Monroe, G	4-7	3-5	1-2	2	4	12	35	1	0	0	0
Troy Gaines	0-0	0-0	0-0	0	0	0+	1	0	0	0	0
Brandon Robinson	2-8	0-0	4-4	9	0	8	20	2	4	0	1
Nathan Watson	5-8	4-7	2-2	1	3	16	29	2	1	0	2
Rodney Tucker	0-0	0-0	0-0	0	0	0	2	0	1	1	0
Team				4							
Totals	27-63	10-22	14-17	40	19	78	200	15	17	5	5


FG%: 1st Half 9-30 .300, 2nd Half 18-33 .545, Game 27-63 .429; 3FG%: 1st Half 3-7 .429, 2nd Half 7-15 .467, Game 10-22 .455; FT%: 1st Half 6-7 .857, 2nd Half 8-10 .800, Game 14-17 .824; Deadball Rebounds: 2.

Syracuse	FG	3FG	FT	R	F	TP	M	A	T	B	S
Hakim Warrick, F	6-12	0-0	3-4	4	5	15	25	1	2	0	3
Carmelo Anthony, F	7-17	2-4	2-3	8	2	18	34	3	2	1	2
Craig Forth, C	0-1	0-0	0-0	1	2	0	12	1	0	2	1
Kueth Duany, G	3-9	2-6	4-4	5	0	12	26	0	1	0	1
Gerry McNamara, G	2-6	1-4	4-5	2	2	9	37	3	0	0	0
Billy Edelin	1-2	0-0	3-4	6	2	5	17	4	3	0	1
Jeremy McNeil	3-6	0-0	0-0	7	3	6	27	0	2	4	0
Josh Pace	7-13	0-0	0-1	2	1	14	12	2	0	0	1
Team				1							
Totals	29-66	5-14	16-21	36	17	79	200	14	10	7	9

FG%: 1st Half 14-34 .412, 2nd Half 15-32 .469, Game 29-66 .439; 3FG%: 1st Half 3-9 .333, 2nd Half 2-5 .400, Game 5-14 .357; FT%: 1st Half 6-6 1.000, 2nd Half 10-15 .667, Game 16-21 .762; Deadball Rebounds: 3.

SCORE BY PERIODS	1	2	F
Auburn	27	51	--
Syracuse	37	42	--

OFFICIALS--John Clougherty, John Higgins, Rick Hartzell
 TECHNICAL FOULS--None
 ATTENDANCE--15,093 (c)



Marquis Daniels put on a show in No. 10-seeded Auburn's 79-78 heart-breaking loss to eventual National Champion and No. 3 seeded Syracuse before a raucous sold out Orangemen crowd in Albany, N.Y. He had game-highs of 27 points and nine rebounds in his last game as a Tiger. Daniels had 17 second-half points against Syracuse's vaunted 2-3 zone as Auburn came back from 17 points down.

Results

1993

NIT First Round at the Littlejohn Coliseum in Clemson, S.C.
March 18—Clemson 84, Auburn 72

1995

NIT First Round at Beard-Eaves-Memorial Coliseum in Auburn, Ala.
March 15—Marquette 68, Auburn 61

1996

NIT First Round at Beard-Eaves-Memorial Coliseum in Auburn, Ala.
March 13—Tulane 87, Auburn 73 (ot)

1998

NIT First Round at Beard-Eaves-Memorial Coliseum in Auburn, Ala.
March 11—Auburn 77, Southern Miss 62
NIT Second Round at the Bradley Center in Milwaukee, Wis.
March 16—Marquette 75, Auburn 60 (ot)

2001

NIT First Round at Beard-Eaves-Memorial Coliseum in Auburn, Ala.
March 14—Auburn 60, Miami, Fla. 58
NIT Second Round at Mackey Arena in West Lafayette, Ind.
March 20—Purdue 79, Auburn 61

NIT TOTALS:-Won 2, Lost 5 (.286)

Records

Individual Single Game

Points—28, Wesley Person (1993 at Clemson)
Field Goals—11, Wesley Person (1993 at Clemson)
Field Goals Attempted—22, Wesley Person (1993 at Clemson)
3-Pointers Made—6, Wesley Person (1993 at Clemson)
3-Pointers Attempted—13, Wesley Person (1993 at Clemson)
Free Throws—5, Kyle Davis (2001 at Purdue)
Free Throws Attempted—9, Chris Davis (1995 vs. Marquette)
Rebounds—12, Adrian Chilliest (1998 vs. Southern Miss)
Assists—7, Jamison Brewer (2001 vs. Miami, Fla.)
Blocks—13, Kyle Davis (2001 vs. Miami, Fla.)*NIT record

Team Single Game

Points—77 (1998 vs. Southern Miss)
Field Goals—32 (1993 at Clemson)
Field Goals Attempted—80 (1993 at Clemson)
Field Goal Percentage—418 (28-67, 1998 vs. Southern Miss)
3-Pointers—10 (1996 vs. Tulane)
3-Pointers Attempted—37 (1993 at Clemson)
3-Pointers Percentage—345 (10-29, 1996 vs. Tulane)
Free Throws—17 (1996 vs. Tulane)
Free Throws Attempted—24 (1996 vs. Tulane)
Free Throw Percentage—714 (1998 vs. Southern Miss)
Rebounds—39 (1993 at Clemson)
Fouls—19 ('95 vs. Marquette)/('98 at Marquette)/('01 at Purdue)

Opponent Individual Single Game

Points—26, LeVeldro Simmons (1996 for Tulane)
Field Goals—11, Devin Gray (1993 for Clemson)
Field Goals Attempted—25, Jerald Honeycutt (1996 for Tulane)
3-Pointers Made—5, Aaron Hutchins (1995 for Marquette)
3-Pointers Attempted—8, LeVeldro Simmons (1996 for Tulane)
Free Throws—6, LeVeldro Simmons (1996 for Tulane)
Free Throws Attempted—7, LeVeldro Simmons (1996 for Tulane)
Rebounds—15, James Jones (2001 for Miami, Fla.)
Assists—10, Tony Miller (1995 for Marquette)

Opponent Team Single Game

Points—87 (1996 by Tulane)
Field Goals—34 (1996 by Tulane)
Field Goals Attempted—70 (1996 by Tulane)
Field Goal Percentage—524 (33-63, 1993 by Clemson)
3-Pointers—9 (1995 by Marquette & 1993 by Clemson)
3-Pointers Attempted—21 (1996 by Tulane)
3-Point Percentage—474 (9-19, 1995 by Marquette)
Free Throws—19 (2001 by Purdue)

Free Throws Attempted—30 (1998 at Marquette)
Free Throw Percentage—842 (23-30, 1998 at Marquette)
Rebounds—43 (1993 by Clemson)/(2001 by Purdue)
Fouls—20 (1998 by Southern Miss)

Box Scores

Clemson 84, Auburn 72

March 18, 1993

NIT First Round

Littlejohn Coliseum • Clemson, SC

Auburn	FG-FGA	FT-FTA	REB	PF	TP	MIN	A	TO	BLK	S
Wesley Person	11-22	0-1	3	3	28	37	1	3	0	1
Aubrey Wiley	6-7	0-0	11	5	12	27	1	2	1	3
Aaron Swinson	4-8	0-0	4	1	8	23	1	1	0	1
Reggie Gallon	6-14	0-0	3	4	14	37	3	2	0	1
Ronnie Battle	3-18	0-2	3	0	6	36	5	5	0	2
Mark Hutton	2-8	0-0	8	1	4	30	0	1	3	3
Lance Weems	0-2	0-0	1	1	0	6	2	0	0	1
Rod Joyce	0-1	0-0	3	0	0	4	0	2	0	0
Totals	32-80	0-3	39	15	72	200	13	16	4	12

Three-Point Field Goals: Person 6-13, Gallon 2-8, Battle 0-12, Hutton 0-2, Weems 0-2.

FG%: 1st Half 16-37 .432, 2nd Half 16-43 .372, Game 32-80 .400; 3-Point FG%: 1st Half 3-14 .214, 2nd Half 5-23 .217, Game 8-37 .216; FT%: 1st Half 0-1 .000, 2nd Half 0-2 .000, Game 0-3 .000. Team Rebounds: 3; Deadball Rebounds: 3.

Clemson	FG-FGA	FT-FTA	REB	PF	TP	MIN	A	TO	BLK	S
Andre Bovain	8-15	2-3	13	1	21	35	2	5	0	2
Devin Gray	11-17	1-1	9	0	23	36	2	1	1	1
Sharone Wright	4-10	2-4	6	2	10	36	1	5	5	1
Bruce Martin	4-7	0-0	7	0	11	30	1	2	1	2
Chris Whitney	4-9	4-5	4	2	15	36	9	6	0	3
Wayne Buckingham	2-4	0-1	0	0	4	7	0	0	1	3
Lou Richie	0-1	0-0	1	4	0	18	5	3	0	3
Jeff Brown	0-0	0-0	0	4	0	1	0	1	0	0
Frank Tomera	0-0	0-0	0	0	0	1	0	0	0	0
Totals	33-63	9-14	43	9	84	200	20	23	8	15

Three-Point Field Goals: Bovain 3-7, Gray 0-1, Martin 3-6, Whitney 3-6.

FG%: 1st Half 21-35 .600, 2nd Half 12-28 .429, Game 33-63 .524; 3-Point FG%: 1st Half 6-12 .500, 2nd Half 3-8 .375, Game 9-20 .450; FT%: 1st Half 3-4 .750, 2nd Half 6-10 .600, Game 9-14 .643; Team Rebounds: 3; Deadball Rebounds: 1.

SCORE BY PERIODS	1	2	F
Auburn	35	37	—
Clemson	51	33	—

OFFICIALS—Ron Foxcroft, Michael Kitts, John Hughes

TECHNICAL FOULS—None

ATTENDANCE—9,500

**Marquette 68, Auburn 61**

March 15, 1995

NIT First Round

Beard-Eaves-Memorial Coliseum • Auburn, Ala.

Marquette	FG-FGA	FT-FTA	REB	PF	TP	MIN	A	TO	BLK	S
Faisal Abraham	2-5	0-0	4	2	5	17	0	2	1	0
Roney Eford	0-3	0-0	2	2	0	24	4	1	0	1
Amal McCaskill	4-10	0-0	11	2	10	34	2	0	3	1
Anthony Pieper	3-6	4-6	4	1	12	31	1	0	0	0
Tony Miller	2-6	5-7	6	2	9	38	10	4	0	3
Chris Crawford	4-6	0-1	3	3	10	20	2	2	0	0
Aaron Hutchins	7-9	1-2	2	1	20	17	0	1	0	2
Abel Joseph	1-2	0-0	0	0	2	6	0	0	0	0
William Gates	0-0	0-0	1	1	0	8	0	1	0	0
Dwayne Streater	0-1	0-0	0	0	0	2	0	1	0	0
Zack McCall	0-1	0-0	1	0	0	3	0	0	0	0
Richard Shaw	0-0	0-0	0	0	0	0	0	0	0	0
Totals	23-49	13-20	36	14	68	200	19	12	4	7

Three-Point Field Goals: Hutchins 5-7, Crawford 2-3, Pieper 2-4, McCall 0-1, Miller 0-2, Eford 0-2.

FG%: 1st Half 13-25 .520, 2nd Half 10-24 .417, Game 23-49 .469; 3-Point FG%: 1st Half 6-12 .500, 2nd Half 3-7 .429, Game 9-19 .474; FT%: 1st Half 3-5 .600, 2nd Half 10-15 .667, Game 13-20 .650. Team Rebounds: 1; Deadball Rebounds: 4.

Auburn	FG-FGA	FT-FTA	REB	PF	TP	MIN	A	TO	BLK	S
Chris Davis	6-9	4-9	8	2	16	28	1	3	1	0
Pat Burke	3-8	0-0	2	0	6	32	2	3	2	1
Wes Flanigan	2-10	4-5	7	3	8	34	3	1	1	0
Moochie Norris	4-10	0-0	2	4	9	31	6	1	0	1
Ray Donald	2-4	0-0	5	3	6	27	2	0	0	1
Lance Weems	6-15	0-0	5	4	16	28	2	1	0	2
Franklin Williams	0-2	0-0	2	3	0	17	0	2	1	1
Jim Costner	0-0	0-0	0	0	0	3	0	1	0	0
Totals	23-58	8-14	32	19	61	200	16	12	5	6

Three-Point Field Goals: Weems 4-11, Donald 2-3, Norris 1-5, Burke 0-1, Flanigan 0-2.

FG%: 1st Half 14-31 .452, 2nd Half 9-27 .333, Game 23-58 .397; 3-Point FG%: 1st Half 4-11 .364, 2nd Half 3-11 .273, Game 7-22 .318; FT%: 1st Half 5-8 .625, 2nd Half 3-6 .500, Game 8-14 .571; Team Rebounds: 1; Deadball Rebounds: 2.


SCORE BY PERIODS	1	2	F
Marquette	35	33	—
Auburn	37	24	—

OFFICIALS—Hal Lusk, Steven Pyatt, Eddie Jackson

TECHNICAL FOULS—Amal McCaskill

ATTENDANCE—9,359

Moochie Norris dished out a team-high six assists in Auburn's NIT first round game vs. Marquette.

**Tulane 87, Auburn 73 (ot)**

March 13, 1996

NIT First Round

Beard-Eaves-Memorial Coliseum • Auburn, Ala.

Tulane	FG-A	3FG-A	FT-A	REB	PF	TP	MIN	A	TO	BLK	S
Correy Childs, F	2-3	0-0	3-4	3	3	7	30	4	2	0	3
Jerald Honeycutt, F	10-25	2-9	2-2	9	2	24	40	5	1	2	0
Lawrence Nelson, C	1-3	0-0	0-2	2	4	2	20	3	0	0	0
LeVeldro Simmons, G	8-18	4-8	6-7	6	2	26	41	5	4	0	4
Chris Cameron, G	6-8	1-1	0-0	11	2	13	41	3	2	1	2
Rayshard Allen	5-7	0-0	0-1	6	0	10	24	2	2	0	3
Shun Sheffield	0-1	0-0	0-0	0	1	0	7	0	0	0	0
Patrick Lewis	0-3	0-2	0-0	1	1	0	12	2	2	0	0
Keith Harris	2-2	1-1	0-0	1	1	5	10	0	2	0	1
Totals	34-70	8-21	11-16	42	16	87	225	24	15	3	13

FG%: 1st Half 16-32 .500, 2nd Half 18-38 .474, Game 34-70 .486; 3FG%: 1st Half 6-11 .545, 2nd Half 2-10 .200, Game 8-21 .381; FT%: 1st Half 4-4 1.000, 2nd Half 7-12 .583, Game 11-16 .688; Team Rebounds: 3; Deadball Rebounds: 5.

Auburn	FG-A	3FG-A	FT-A	REB	PF	TP	MIN	A	TO	BLK	S
Bryant Smith, G	1-3	0-2	1-2	4	1	3	11	0	1	0	0
Franklin Williams, F	3-7	2-5	2-2	1	0	10	21	0	5	0	1
Pat Burke, C	1-5	1-2	3-5	8	4	6	35	2	2	2	0
Lance Weems, G	6-13	5-9	2-2	5	4	19	35	2	2	0	2
Wes Flanigan, G	1-11	0-1	3-6	4	2	5	41	6	4	0	4
Alvin Jefferson	7-10	0-0	4-5	7	2	18	32	0	2	0	1
Derek Caldwell	0-5	0-3	2-2	2	0	2	13	2	0	0	0
Ray Donald	2-7	2-6	0-0	3	0	6	26	2	2	0	1
Adrian Chilliest	2-3	0-1	0-0	1	2	4	11	1	0	0	0
Totals	23-64	10-29	17-24	38	15	73	225	15	18	2	9

FG%: 1st Half 9-29 .310, 2nd Half 14-35 .400, Game 23-64 .359; 3FG%: 1st Half 2-12 .167, 2nd Half 8-17 .471, Game 10-29 .345; FT%: 1st Half 8-11 .727, 2nd Half 9-13 .692, Game 17-24 .708; Team Rebounds: 3; Deadball Rebounds: 4.

SCORE BY PERIODS	1	2	OT	F
Tulane	42	29	16	—
Auburn	28	43	2	—

OFFICIALS—Michael Constabile, Reginald Cofer, Frankie Borddau

TECHNICAL FOULS—None

ATTENDANCE—5,163



Wes Flanigan had a game-high six assists and four steals in Auburn's 87-73 overtime loss to Tulane in the 1996 NIT First Round at Beard-Eaves-Memorial Coliseum.

Auburn 77, Southern Miss 62

March 11, 1998

NIT First Round

Beard-Eaves-Memorial Coliseum • Auburn, Ala

Southern Miss	FG-A	3FG-A	FT-A	REB	PF	TP	MIN	A	TO	BLK	S
Rod Agee, F	5-10	2-4	2-2	5	4	14	32	5	2	0	1
Kelly McCarty, F	7-14	0-2	2-2	6	3	16	38	0	3	1	0
Pedro Phillips, C	4-8	2-5	0-0	2	4	10	24	4	4	0	0
Mel Cauthen, G	5-9	0-0	0-1	4	1	10	35	5	4	0	2
Jimmie Floyd, G	1-3	0-0	0-0	2	2	2	33	2	2	1	1
Kevin Winn	0-0	0-0	0-0	0	1	0	6	0	1	0	0
Arthur Stapleton	1-5	0-2	3-4	4	1	5	19	4	2	0	2
Robert Lewis	1-1	1-1	0-0	0	0	3	1	0	0	0	0
Vandarel Jones	1-3	0-0	0-0	1	4	2	12	0	3	2	0
Totals	25-53	5-14	7-9	28	20	62	200	20	21	4	6

FG%: 1st Half 14-25 .560, 2nd Half 11-28 .393, Game 25-53 .472; 3FG%: 1st Half 2-4 .500, 2nd Half 3-10 .300, Game 5-14 .357; FT%: 1st Half 6-6 1.000, 2nd Half 1-3 .333, Game 7-9 .778; Team Rebounds: 4; Deadball Rebounds: 5.

Auburn	FG-A	3FG-A	FT-A	REB	PF	TP	MIN	A	TO	BLK	S
Bryant Smith, F	4-12	0-1	1-2	4	4	9	35	4	2	0	5
Adrian Chilliest, F	1-4	0-0	1-2	12	3	3	24	2	1	0	0
Mamadou N'diaye, C	8-11	0-0	3-4	5	4	19	29	2	2	2	0
Scott Pohlman, G	5-9	3-5	1-2	2	0	14	29	1	0	0	3
Doc Robinson, G	4-14	1-4	4-5	2	2	13	34	6	4	0	3
Clifton Robinson	0-0	0-0	0-0	0	0	0	1	0	0	0	0
Daymeon Fishback	2-7	1-5	2-2	7	1	7	24	3	2	1	0
Dudley Smith	0-0	0-0	0-0	0	0	0	1	0	0	0	0
Kendell Mack	0-0	0-0	0-0	0	0	0	3	0	0	0	0
John Gomillion	0-0	0-0	0-0	0	0	0	1	0	0	0	0
Franklin Williams	4-10	1-6	3-4	3	2	12	19	0	2	0	0
Totals	28-67	6-21	15-21	38	16	77	200	18	13	3	11


FG%: 1st Half 12-30 .400, 2nd Half 16-37 .432, Game 28-67 .418; 3FG%: 1st Half 4-13 .308, 2nd Half 2-8 .250, Game 6-21 .286; FT%: 1st Half 6-8 .750 2nd Half 9-13 .692, Game 15-21 .714; Team Rebounds: 3; Deadball Rebounds: 4.

SCORE BY PERIODS	1	2	F
Southern Miss	36	26	— 62
Auburn	34	43	— 77

OFFICIALS—Jackie Loube, Kevin Quirk, George Harry

TECHNICAL FOULS—None

ATTENDANCE—5,191



Mamadou N'diaye, playing two days after his father passed away, scored a career-high 19 points to pace Auburn to a 77-62 victory over Southern Miss in the NIT first round. It was the Tigers's first postseason win in a decade.

Marquette 75, Auburn 60 (ot)

March 16, 1998

NIT Second Round

Bradley Center • Milwaukee, Wis.

Auburn	FG-A	3FG-A	FT-A	REB	PF	TP	MIN	A	TO	BLK	S
Bryant Smith, F	3-5	1-3	3-5	3	0	10	41	3	3	0	3
Adrian Chilliest, F	1-2	0-0	1-2	7	4	3	20	0	3	0	0
Mamadou N'diaye, C	2-5	0-0	3-5	5	4	7	28	0	2	4	0
Scott Pohlman, G	7-14	3-9	2-2	4	2	19	37	0	1	0	1
Daymeon Fishback, G	3-12	0-4	0-0	4	3	6	37	5	0	1	2
Clifton Robinson	2-3	1-1	2-2	1	0	7	6	1	0	0	0
Kendell Mack	0-0	0-0	0-0	0	0	0	3	0	0	0	0
Franklin Williams	1-3	0-2	0-0	2	3	2	19	1	2	0	0
Doc Robinson	3-13	0-5	0-0	2	3	6	34	4	4	0	0
Totals	22-57	5-24	11-16	30	19	60	225	14	16	5	6

FG%: 1st Half 15-30 .500, 2nd Half 7-27 .259, Game 22-57 .386; 3FG%: 1st Half 2-6 .333, 2nd Half 3-18 .167, Game 5-24 .208; FT%: 1st Half 3-4 .750, 2nd Half 8-12 .667, Game 11-16 .688; Team Rebounds: 2; Deadball Rebounds: 8.

Marquette	FG-A	3FG-A	FT-A	REB	PF	TP	MIN	A	TO	BLK	S
Mike Bargaen, F	3-7	1-4	3-4	6	5	10	34	0	2	1	0
Richard Shaw, F	2-5	0-0	3-4	8	1	7	30	0	2	1	0
Jarrod Lovette, C	7-12	1-3	3-4	5	1	18	36	0	2	0	2
Aaron Hutchins, G	3-11	1-6	1-2	5	3	8	38	8	3	0	0
Brian Wardle, G	3-11	2-3	4-5	5	2	12	32	4	1	1	1
John Cliff	2-3	1-2	2-3	2	1	7	15	0	1	0	0
Marcus West	1-2	0-1	4-4	2	0	6	23	2	1	0	1
Abel Joseph	1-1	0-0	2-2	1	1	4	10	1	0	1	0
John Mueller	0-0	0-0	0-0	0	0	0	1	0	0	0	0
Greg Clausen	1-2	0-0	1-2	1	0	3	6	0	0	0	0
Totals	23-54	6-19	23-30	36	14	75	225	15	12	4	4


FG%: 1st Half 10-21 .476, 2nd Half 13-33 .394, Game 23-54 .426; 3FG%: 1st Half 3-6 .500, 2nd Half 3-13 .231, Game 6-19 .316; FT%: 1st Half 7-11 .636 2nd Half 16-19 .842, Game 23-30 .767; Team Rebounds: 1; Deadball Rebounds: 4.

SCORE BY PERIODS	1	2	OT	F
Auburn	35	25	0	— 60
Marquette	30	30	15	— 75

OFFICIALS—Steve Skiles, Tom Grzynski, Norm Nelson

TECHNICAL FOULS—None

ATTENDANCE—8,692



Freshman Scott Pohlman scored a game-high 19 points in Auburn's second round NIT game at Marquette. The Golden Eagles nailed a 3-pointer with :04 left in regulation to send the game into overtime, and then scored all 15 points in extra time to take a 75-60 win.



Auburn 60, Miami (Fla.) 58

March 14, 2001

NIT First Round

Beard-Eaves-Memorial Coliseum • Auburn, Ala.

Miami, Fla.	FG-A	3FG-A	FT-A	REB	PF	TP	MIN	A	TO	BLK	S
Darius Rice, F	5-15	1-8	3-3	4	2	14	34	3	1	0	0
James Jones, F	7-13	2-5	4-6	15	2	20	36	0	2	2	1
Dwayne Wimbley, C	1-7	0-0	1-3	4	4	3	25	0	5	1	1
Michael Simmons, G	0-0	0-0	0-0	1	3	0	20	5	1	0	0
John Salmons, G	6-13	2-2	0-0	2	1	14	35	3	4	0	6
Leroy Hurd	2-6	0-1	1-2	2	2	5	18	1	1	0	2
Joe Gordon	1-6	0-3	0-0	8	2	2	19	2	2	0	0
Marcus Barnes	0-2	0-2	0-0	0	1	0	13	1	1	0	1
Team				4							
Totals	22-62	5-21	9-14	40	17	58	200	15	17	3	11

FG%: 1st Half 16-34 .471, 2nd Half 6-28 .214, Game 22-62 .355; 3-Point FG%: 1st Half 5-14 .357, 2nd Half 0-7 .000, Game 5-21 .238; FT%: 1st Half 4-7 .571, 2nd Half 5-7 .714, Game 9-14 .643. Deadball Rebounds: 3.

Auburn	FG-A	3FG-A	FT-A	REB	PF	TP	MIN	A	TO	BLK	S
Abdou Diame, F	6-9	0-0	1-1	4	3	13	24	0	0	1	0
Kyle Davis, C	2-6	0-0	3-4	8	4	7	33	0	2	13	1
Jamison Brewer, G	2-6	0-3	0-0	6	1	4	37	7	4	0	2
Scott Pohlman, G	2-7	0-3	0-0	1	1	4	17	1	2	1	2
Adam Harrington, G	3-5	2-3	1-1	2	1	9	20	1	5	0	1
Marquis Daniels	5-14	1-2	4-6	8	2	15	32	2	2	0	2
Reggie Sharp	1-3	0-1	0-0	1	1	2	11	2	1	0	1
Marin Bota	0-0	0-0	0-0	1	0	0	2	0	2	0	0
Lincoln Glass	4-12	2-7	2-4	1	0	14	17	1	0	0	0
Team				1							
Totals	19-62	5-19	21-29	38	25	66	200	14	16	15	8

FG%: 1st Half 13-29 .448, 2nd Half 10-28 .357, Game 23-57 .404; 3-Point FG%: 1st Half 2-8 .250, 2nd Half 3-11 .273, Game 5-19 .263; FT%: 1st Half 3-4 .750, 2nd Half 6-8 .750, Game 9-12 .750; Team Rebounds: 1; Deadball Rebounds: 2.

SCORE BY PERIODS	1	2	F
Miami, Fla.	41	17	—
Auburn	31	29	—

OFFICIALS—Bob Donato, Olandis Poole, Mike Eades
 TECHNICAL FOULS—None
 ATTENDANCE—5,249



Freshman Kyle Davis had a NIT and Auburn record 13 blocked shots vs. Miami, one shy of the NCAA record.

Purdue 79, Auburn 61

March 20, 2001

NIT Second Round

Mackey Arena • West Lafayette, Ind.

Auburn	FG-A	3FG-A	FT-A	REB	PF	TP	MIN	A	TO	BLK	S
Abdou Diame, F	2-7	0-0	0-1	3	2	4	23	1	1	1	1
Kyle Davis, C	7-10	0-0	5-5	9	3	19	32	0	2	4	2
Marquis Daniels, G	5-12	1-2	3-3	7	5	14	35	0	5	1	3
Jamison Brewer, G	2-4	0-0	0-0	3	1	4	27	2	3	0	2
Lincoln Glass, G	1-8	0-6	0-0	3	1	2	23	6	1	0	2
Scott Pohlman	7-17	3-8	1-3	7	2	18	33	2	1	0	1
Reggie Sharp	0-5	0-3	0-0	1	0	0	15	3	1	0	1
Adam Harrington	0-4	0-2	0-0	0	5	0	11	2	4	0	1
Marin Bota	0-0	0-0	0-0	0	0	0	1	0	0	0	0
Team				0							
Totals	24-67	4-21	9-12	33	19	61	200	16	18	6	13


FG%: 1st Half 7-29 .241, 2nd Half 17-38 .447, Game 24-67 .358; 3FG%: 1st Half 2-9 .222, 2nd Half 2-12 .167, Game 4-21 .190; FT%: 1st Half 6-7 .857, 2nd Half 3-5 .600, Game 9-12 .750; Deadball Rebounds: 1.

Purdue	FG-A	3FG-A	FT-A	REB	PF	TP	MIN	A	TO	BLK	S
Brett Buscher, F	3-10	0-0	0-0	5	5	6	20	1	3	0	4
John Allison, C	4-6	0-0	0-0	7	1	8	21	0	1	6	0
Maynard Lewis, G	4-6	3-5	5-6	3	0	16	21	1	2	1	0
Kenneth Lowe, G	3-6	1-3	5-6	2	2	12	24	0	1	0	3
Carson Cunningham, G	1-3	0-2	2-2	0	3	4	21	6	4	0	0
Willie Deane	3-6	1-3	0-0	5	1	7	15	3	0	1	0
Austin Parkinson	0-1	0-0	0-0	2	1	0	15	3	0	0	0
Joe Marshall	0-4	0-2	3-4	3	1	3	20	2	0	0	1
Adam Wetzel	2-2	0-0	1-2	3	0	5	10	0	2	0	0
Travis Best	0-0	0-0	2-2	1	-	2	4	1	3	0	0
Rodney Smith	6-14	3-5	0-1	6	2	15	20	2	1	0	1
Kevin Garrity	0-0	0-0	1-2	1	0	1	9	0	0	0	0
Team				5							
Totals	23-64	10-29	17-24	38	15	73	225	15	18	8	9

FG%: 1st Half 11-32 .344, 2nd Half 15-26 .577, Game 26-58 .448; 3FG%: 1st Half 1-9 .111, 2nd Half 7-11 .636, Game 8-20 .400; FT%: 1st Half 5-6 .833, 2nd Half 14-19 .737, Game 19-25 .760; Deadball Rebounds: 7.

SCORE BY PERIODS	1	2	F
Auburn	22	39	—
Purdue	28	51	—

OFFICIALS—Ted Valentine, Gene Monje, Robert Pennington
 TECHNICAL FOULS—None
 ATTENDANCE—5,261



Scott Pohlman had 18 points and seven rebounds in his last game as a Tiger in Auburn's 79-61 loss at Purdue in the NIT second round.

All-Time Lineups (1950-2008)

1949-50 (17-7, 12-6 SEC)

F—Jack Glasgow, 5.6 ppg
 F—George Hill, 8.0 ppg
 C—Bill Lynn, 14.7 ppg
 G—Don Lanford, 10.5 ppg
 G—Roy Brawner, 6.2 ppg
 Top Sub—Dan Pridgen, 4.3 ppg

1950-51 (12-10, 6-8-SEC)

F—George Hill, 9.3 ppg, 7.8 rpg
 F—Bubber Farish, 7.1 ppg, 3.6 rpg
 C—Dan Pridgen, 13.9 ppg, 9.1 rpg
 G—Don Lanford, 11.2 ppg, 5.8 rpg
 G—Roy Brawner, 8.7 ppg, 4.2 rpg
 Top Sub—Roger Weldon, 5.8 ppg, 4.8 rpg

1951-52 (14-12, 6-8 SEC)

F—Bill Fickling, 7.1 ppg, 6.8 rpg
 F—Roger Weldon, 8.3 ppg, 5.5 rpg
 C—Jim Martin, 8.3 ppg, 8.0 rpg
 G—Inman Veal, 10.9 ppg, 4.3 rpg
 G—Vince Dooley, 6.0 ppg, 4.9 rpg
 Top Subs—Jack Turner, 7.5 ppg, 3.1 rpg;
 Bubber Farish, 4.3 ppg, 2.5 rpg;
 Robert Fenn, 6.7 ppg, 7.8 rpg

1952-53 (13-8, 6-7 SEC)

F—Bill Fickling, 5.3 ppg, 5.7 rpg
 F—Jim O'Donnell, 9.6 ppg, 5.7 rpg
 C—Bob Miller, 15.8 ppg, 12.3 rpg
 G—Jack Turner, 10.7 ppg, 4.0 rpg
 G—Bill Kirkpatrick, 5.3 ppg, 1.3 rpg
 Top Subs—John Cochran, 6.4 ppg,
 7.4 rpg; Bubber Farish, 6.0 ppg, 2.6 rpg

1953-54 (17-7, 8-6 SEC)

F—Bill Fickling, 5.9 ppg, 4.7 rpg
 F—John Cochran, 8.2 ppg, 5.9 rpg
 C—Bob Miller, 17.8 ppg, 11.5 rpg
 G—Bill Kirkpatrick, 9.7 ppg, 1.8 rpg
 G—Jack Turner, 9.3 ppg, 4.4 rpg
 Top Subs—Jim O'Donnell, 8.0 ppg,
 5.4 rpg; Jim Martin, 6.8 ppg, 5.9 rpg

1954-55 (11-9, 6-8 SEC)

F—Jim O'Donnell, 15.9 ppg, 8.6 rpg
 F—Herb Slayden, 8.0 ppg, 5.0 rpg
 C—Gordon Mummert, 11.2 ppg, 8.5 rpg
 G—Bill Kirkpatrick, 18.7 ppg, 3.0 rpg
 G—Brownie Nelson, 10.6 ppg, 6.2 rpg
 Top Subs—Henry Sturkie, 5.2 ppg,
 4.2 rpg; Jim Diamond, 8.6 ppg, 9.9 rpg

1955-56 (11-10, 8-6 SEC)

F—Jim O'Donnell, 14.9 ppg, 8.6 rpg
 F—Kay Slayden, 14.1 ppg, 6.5 rpg
 C—Bill McGriff, 15.9 ppg, 10.2 rpg
 G—Henry Sturkie, 9.1 ppg, 4.1 rpg
 G—Brownie Nelson, 9.9 ppg, 5.5 rpg
 Top Subs—Jim Diamond, 4.2 ppg, 4.3 rpg;
 Terry Chandler, 4.3 ppg, 2.7 rpg

1956-57 (13-8, 8-6 SEC)

F—Henry Sturkie, 7.9 ppg, 5.0 rpg
 F—Rex Frederick, 15.6 ppg, 15.3 rpg
 C—Bill McGriff, 11.3 ppg, 8.0 rpg
 G—Henry Hart, 14.2 ppg, 6.7 rpg
 G—Jimmy Lee, 15.9 ppg, 4.6 rpg
 Top Subs—Terry Chandler, 4.5 ppg, 2.3
 rpg; Bob Tucker, 3.4 ppg, 1.4 rpg

1957-58 (16-6, 11-3 SEC)

F—Rex Frederick, 16.1 ppg, 14.8 rpg
 F—Terry Chandler, 6.4 ppg, 5.2 rpg
 C—Bill McGriff, 6.7 ppg, 5.2 rpg
 G—Jimmy Lee, 13.8 ppg, 3.4 rpg
 G—Bob Tucker, 10.5 ppg, 3.6 rpg
 Top Subs—Bill Gregory, 5.4 ppg, 6.0
 rpg; Shot Johnston, 7.8 ppg, 7.4 rpg

1958-59 (20-2, 12-2 SEC)

F—David Vaughn, 9.6 ppg, 5.0 rpg
 F—Jimmy Fibbe, 11.1 ppg, 7.5 rpg
 C—Rex Frederick, 12.7 ppg, 12.9 rpg
 G—Jimmy Lee, 13.1 ppg, 4.6 rpg
 G—Henry Hart, 13.0 ppg, 5.3 rpg-
 Top Sub—Porter Gilbert, 8.5 ppg, 3.5 rpg

1959-60 (19-3, 12-2 SEC • Champions)

F—Ray Groover, 11.6 ppg, 3.0 rpg
 F—David Vaughn, 11.7 ppg, 7.0 rpg
 C—Jimmy Fibbe, 12.3 ppg, 6.9 rpg
 G—Henry Hart, 15.5 ppg, 5.9 rpg
 G—Porter Gilbert, 11.4 ppg, 5.5 rpg
 Top Subs—Bayward McManus, 3.3 ppg,
 1.7 rpg; Bill Ross, 3.7 ppg, 1.9 rpg

1960-61 (15-7, 8-6 SEC)

F—David Vaughn, 10.6 ppg, 6.1 rpg
 F—Jimmy Fibbe, 14.7 ppg, 6.5 rpg
 C—Layton Johns, 5.5 ppg, 6.1 rpg
 G—Ray Groover, 14.1 ppg, 3.0 rpg
 G—Porter Gilbert, 11.2 ppg, 3.6 rpg
 Top Sub—Bill Tinker, 4.9 ppg, 2.8 rpg

1961-62 (18-6, 11-3 SEC)


F—Bill Tinker, 11.8 ppg, 5.3 rpg
 F—Mack Kirkland, 7.3 ppg, 6.3 rpg
 C—Layton Johns, 15.7 ppg, 11.3 rpg
 G—Larry Chapman, 10.6 ppg, 4.0 rpg
 G—Bill Ross, 6.7 ppg, 3.7 rpg
 Top Sub—John Blackwell, 4.3 ppg, 1.8 rpg

1962-63 (18-4, 10-4 SEC)

F—Bill Tinker, 7.9 ppg, 4.7 rpg
 F—John Blackwell, 13.9 ppg, 4.1 rpg
 C—Layton Johns, 15.0 ppg, 12.5 rpg
 G—Larry Chapman, 10.0 ppg, 3.0 rpg
 G—Larry Cart, 13.4 ppg, 3.0 rpg
 Top Subs—Freddie Guy, 2.8 ppg, 3.2 rpg;
 Joe Newton, 3.6 ppg, 3.7 rpg;
 Mack Kirkland, 3.0 ppg, 2.7 rpg

1963-64 (11-12, 6-8 SEC)

F—Freddie Guy, 13.3 ppg, 11.7 rpg



Frank Ford started 127 consecutive games from 1983-87 while helping Auburn to four-straight NCAA Tournament appearances.

F—Lee DeFore, 17.7 ppg, 7.7 rpg
 C—Joe Newton, 10.5 ppg, 7.5 rpg
 G—Larry Chapman, 9.1 ppg, 4.0 rpg
 G—John Blackwell, 13.1 ppg, 3.9 rpg
 Top Sub—Tom Fibbe, 5.2 ppg, 2.6 rpg

1964-65 (16-9, 11-5 SEC)

F—Freddie Guy, 12.4 ppg, 12.2 rpg
 F—Lee DeFore, 15.8 ppg, 6.3 rpg
 C—Joe Newton, 14.8 ppg, 9.5 rpg
 G—Larry Cart, 9.2 ppg, 2.0 rpg
 G—Tom Fibbe, 4.9 ppg, 1.8 rpg
 Top Sub—Jimmy Montgomery, 4.8 ppg, 1.5 rpg

1965-66 (16-10, 8-8 SEC)

F—Lee DeFore, 23.7 ppg, 9.6 rpg
 F—Monk Montgomery, 11.7 ppg, 3.9 rpg
 C—Ronnie Quick, 6.6 ppg, 5.5 rpg
 G—Bob Buisson, 11.9 ppg, 3.8 rpg
 G—Alex Howell, 4.4 ppg, 2.5 rpg
 Top Subs—Tee Faircloth, 3.8 ppg, 2.3
 rpg; Joe Millsap, 8.7 ppg, 5.1 rpg

1966-67 (17-8, 12-6 SEC)

F—Wally Tinker, 9.6 ppg, 8.4 rpg
 F—Tom Perry, 7.7 ppg, 3.3 rpg
 C—Ronnie Quick, 12.2 ppg, 7.6 rpg
 G—Bob Buisson, 11.5 ppg, 3.1 rpg
 G—Alex Howell, 14.0 ppg, 3.2 rpg
 Top Subs—Joe Millsap, 6.8 ppg, 3.3 rpg;
 Tee Faircloth, 4.1 ppg, 1.4 rpg

1967-68 (13-13, 8-10 SEC)

F—Wally Tinker, 14.5 ppg, 5.0 rpg
 F—Tom Perry, 9.1 ppg, 3.4 rpg
 C—Bill Alexander, 13.4 ppg, 7.4 rpg
 G—Alex Howell, 12.0 ppg, 3.5 rpg
 G—Carl Shetler, 5.4 ppg, 2.1 rpg
 Top Sub—Ron Jackson, 9.8 ppg, 5.0 rpg

**1968-69 (15-10, 10-8 SEC)**

F—Tom Perry, 6.4 ppg, 4.1 rpg
 F—Wally Tinker, 13.8 ppg, 7.8 rpg
 C—Bill Alexander, 13.4 ppg, 7.4 rpg
 G—Carl Shetler, 12.9 ppg, 2.5 rpg
 G—John Mengelt, 19.4 ppg, 4.2 rpg
 Top Subs—Ronnie Jackson, 6.5 ppg, 3.2 rpg; Randall Walker, 4.6 ppg, 3.2 rpg

1969-70 (15-11, 11-7 SEC)

F—Ronnie Jackson, 4.1 ppg, 5.4 rpg
 F—Henry Harris, 12.5 ppg, 7.5 rpg
 C—Bill Alexander, 13.6 ppg, 12.1 rpg
 G—Carl Shetler, 10.7 ppg, 1.6 rpg
 G—John Mengelt, 26.8 ppg, 6.0 rpg
 Top Sub—Jimmy Walker, 3.7 ppg, 2.0 rpg

1970-71 (11-15, 8-10 SEC)

F—Henry Harris, 11.6 ppg, 6.4 rpg
 F—Jim Retseck, 14.8 ppg, 11.3 rpg
 C—Al Leapheart, 11.2 ppg, 8.3 rpg
 G—John Mengelt, 28.4 ppg, 4.1 rpg
 G—Jimmy Walker, 4.0 ppg, 2.2 rpg
 Top Sub—Gary England, 4.5 ppg, 1.5 rpg

1971-72 (10-16, 6-12 SEC)

F—Jim Retseck, 16.5 ppg, 9.2 rpg
 F—Dan Kirkland, 13.4 ppg, 4.7 rpg
 C—Al Leapheart, 8.2 ppg, 4.2 rpg
 G—Gary England, 9.2 ppg, 2.3 rpg
 G—Henry Harris, 11.3 ppg, 6.2 rpg
 Top Sub—Mike Christian, 8.3 ppg, 1.3 rpg

1972-73 (6-20, 4-14 SEC)

F—Albert Johnson, 7.3 ppg, 6.0 rpg
 F—Gary Redding, 11.5 ppg, 8.2 rpg
 C—Ralph Smith, 7.3 ppg, 5.1 rpg
 G—Gary England, 12.8 ppg, 2.3 rpg
 G—Mike Christian, 12.2 ppg, 3.0 rpg
 Top Sub—Bob Bond, 5.8 ppg, 4.6 rpg

1973-74 (10-16, 5-13 SEC)

F—Gary Redding, 12.0 ppg, 9.4 rpg



Joe Newton is the only other Auburn player besides Charles Barkley to hit better than 60 percent of his field-goal attempts in a single season. Newton ranked fourth nationally in field-goal percentage at .606 as a senior in 1964-65.

F—Bob Bond, 5.3 ppg, 5.9 rpg
 C—Pepto Bolden, 10.5 ppg, 11.6 rpg
 G—Mike Christian, 14.1 ppg, 2.3 rpg
 G—Eddie Johnson, 21.8 ppg, 4.0 rpg
 Top Sub—Bob Osberry, 9.7 ppg, 5.5 rpg

1974-75 (18-8, 12-6 SEC)

F—Gary Redding, 14.7 ppg, 10.1 rpg
 F—Mike Mitchell, 18.4 ppg, 11.4 rpg
 C—Myles Patrick, 5.8 ppg, 6.2 rpg
 G—Eddie Johnson, 20.9 ppg, 3.8 rpg
 G—Stan Pietkiewicz, 9.6 ppg, 2.8 rpg
 Top Subs—Glenn Moon, 2.6 ppg, 2.7 rpg; Wayne Bracy, 3.8 ppg, 1.2 rpg

1975-76 (16-10, 11-7 SEC)

F—Mike Mitchell, 18.7 ppg, 9.6 rpg
 F—Gary Redding, 13.2 ppg, 8.2 rpg
 C—Myles Patrick, 7.5 ppg, 6.9 rpg
 G—Stan Pietkiewicz, 10.1 ppg, 2.7 rpg
 G—Eddie Johnson, 19.7 ppg, 3.9 rpg
 Top Sub—Cedrick Hordges, 4.9 ppg, 3.2 rpg

1976-77 (13-13, 6-12 SEC)

F—Mike Mitchell, 19.4 ppg, 8.5 rpg
 F—Pepto Bolden, 10.0 ppg, 9.0 rpg
 C—Myles Patrick, 9.7 ppg, 6.9 rpg
 G—Eddie Johnson, 15.6 ppg, 2.6 rpg
 G—Stan Pietkiewicz, 11.1 ppg, 2.7 rpg
 Top Sub—Cedrick Hordges, 5.9 ppg, 4.7 rpg

1977-78 (13-14, 8-10 SEC)

F—Mike Mitchell, 24.9 ppg, 8.9 rpg
 F—Myles Patrick, 10.0 ppg, 6.1 rpg
 C—Bobby Cattage, 8.6 ppg, 6.3 rpg
 G—Stan Pietkiewicz, 19.1 ppg, 3.6 rpg
 G—Bubba Price, 7.3 ppg, 2.2 rpg
 Top Sub—Earl Banks, 6.1 ppg, 6.4 rpg

1978-79 (13-16, 5-13 SEC)

F—Rick Valavicius, 14.4 ppg, 4.5 rpg
 F—Earl Banks, 10.9 ppg, 7.1 rpg
 C—Bobby Cattage, 15.9 ppg, 9.3 rpg
 G—Bubba Price, 15.8 ppg, 3.4 rpg
 G—Lewis Card, 2.6 ppg, 1.8 rpg
 Top Subs—Eric Stringer, 4.0 ppg, 1.2 rpg; Benny Anthony, 5.6 ppg, 3.7 rpg

1979-80 (10-18, 5-13 SEC)

F—Rick Valavicius, 11.1 ppg, 2.8 rpg
 F—Darrell Lockhart, 8.8 ppg, 5.4 rpg
 C—Earl Banks, 7.3 ppg, 5.9 rpg
 G—Bubba Price, 10.9 ppg, 2.6 rpg
 G—Eric Stringer, 5.2 ppg, 1.6 rpg
 Top Subs—Benny Anthony, 6.1 ppg, 4.1 rpg; Frank Poindexter, 8.6 ppg, 2.5 rpg; Bobby Cattage, 7.7 ppg, 5.3 rpg

1980-81 (11-16, 4-14 SEC)

F—Darrell Lockhart, 11.2 ppg, 6.4 rpg
 F—Frank Poindexter, 11.5 ppg, 4.1 rpg
 C—Earl Banks, 11.9 ppg, 7.0 rpg
 G—Alvin Mumphord, 7.1 ppg, 2.5 rpg
 G—Byron Henson, 6.2 ppg, 1.8 rpg
 Top Subs—Eric Stringer, 4.6 ppg, 1.2 rpg; Bobby Cattage, 4.7 ppg, 3.4 rpg

1981-82 (14-14, 7-11 SEC)

F—Darrell Lockhart, 11.6 ppg, 5.7 rpg
 F—Alvin Mumphord, 8.3 ppg, 2.6 rpg

C—Charles Barkley, 12.7 ppg, 9.8 rpg
 G—Odell Mosteller, 15.9 ppg, 3.1 rpg
 G—Byron Henson, 3.6 ppg, 1.0 rpg
 Top Subs—Paul Daniels, 1.9 ppg, 1.4 rpg; Greg Turner, 6.1 ppg, 3.1 rpg

1982-83 (15-13, 8-10 SEC)

F—Darrell Lockhart, 13.0 ppg, 5.5 rpg
 F—Chuck Person, 9.3 ppg, 4.6 rpg
 C—Charles Barkley, 14.4 ppg, 9.5 rpg
 G—Odell Mosteller, 14.2 ppg, 2.7 rpg
 G—Paul Daniels, 3.7 ppg, 2.4 rpg
 Top Subs—Alvin Mumphord, 5.9 ppg, 2.3 rpg; Greg Turner, 4.1 ppg, 2.8 rpg; Byron Henson, 2.7 ppg, 0.6 rpg

1983-84 (20-11, 12-6 SEC)

F—Greg Turner, 10.6 ppg, 5.1 rpg
 F—Chuck Person, 19.1 ppg, 8.0 rpg
 C—Charles Barkley, 15.1 ppg, 9.5 rpg
 G—Frank Ford, 7.5 ppg, 3.5 rpg
 G—Gerald White, 8.0 ppg, 1.6 rpg
 Top Subs—Vern Strickland, 6.7 ppg, 3.2 rpg; Paul Daniels, 2.5 ppg, 1.3 rpg; Carey Holland, 2.2 ppg, 2.3 rpg; Mark Cahill, 2.3 ppg, 0.6 rpg

1984-85 (22-12, 8-10 SEC)

F—Chuck Person, 22.0 ppg, 8.9 rpg
 F—Chris Morris, 10.4 ppg, 5.0 rpg
 C—Jeff Moore, 8.2 ppg, 7.1 rpg
 G—Frank Ford, 11.5 ppg, 4.8 rpg
 G—Gerald White, 7.9 ppg, 2.5 rpg
 Top Subs—Carey Holland, 4.8 ppg, 3.6 rpg; Johnny Lynn, 1.2 ppg, 0.4 rpg; Darren Guest, 1.8 ppg, 2.2 rpg; Terrance Howard, 3.1 ppg, 1.4 rpg

1985-86 (22-11, 13-5 SEC)

F—Chuck Person, 21.5 ppg, 7.9 rpg
 F—Chris Morris, 9.8 ppg, 5.2 rpg
 C—Jeff Moore, 10.9 ppg, 7.1 rpg
 G—Frank Ford, 11.1 ppg, 4.4 rpg
 G—Gerald White, 5.3 ppg, 2.6 rpg
 Top Subs—Mike Jones, 8.7 ppg, 3.4 rpg; Terrance Howard, 2.5 ppg, 0.9 rpg; Johnny Lynn, 2.1 ppg, 0.3 rpg

1986-87 (18-13, 9-9 SEC)

F—Mike Jones, 15.8 ppg, 7.2 rpg
 F—Chris Morris, 13.5 ppg, 7.3 rpg
 C—Jeff Moore, 17.4 ppg, 9.5 rpg
 G—Gerald White, 7.6 ppg, 2.4 rpg
 G—Frank Ford, 12.9 ppg, 6.0 rpg
 Top Subs—Terrance Howard, 3.7 ppg, 1.3 rpg; Johnny Lynn, 3.2 ppg, 0.9 rpg; Aundrae Davis, 6.8 ppg, 1.5 rpg

1987-88 (19-11, 11-7 SEC)

F—John Caylor, 8.9 ppg, 5.0 rpg
 F—Chris Morris, 20.7 ppg, 9.8 rpg
 C—Jeff Moore, 18.6 ppg, 9.2 rpg
 G—Terrance Howard, 8.1 ppg, 2.7 rpg
 G—Derrick Dennison, 6.6 ppg, 2.6 rpg
 Top Subs—Johnny Lynn, 3.9 ppg, 1.8 rpg; Matt Geiger, 6.4 ppg, 4.1 rpg; Keenan Carpenter, 4.7 ppg, 1.2 rpg

1988-89 (9-19, 2-16 SEC)

F—Kirt Hankton, 8.1 ppg, 5.4 rpg

F—Zane Arnold, 3.7 ppg, 4.2 rpg
 C—Matt Geiger, 15.9 ppg, 6.6 rpg
 G—Keenan Carpenter, 19.0 ppg, 3.5 rpg
 G—Derrick Dennison, 12.5 ppg, 4.2 rpg
 Top Subs—Robert McKie, 6.5 ppg,
 5.8 rpg; Dustin Hester, 0.3 ppg, 1.3 rpg;
 Champ Wrencher, 0.7 ppg, 0.6 rpg;
 Chris Brandt, 1.8 ppg, 1.5 rpg

1989-90 (13-18, 8-10 SEC)

F—Derrick Dennison, 16.0 ppg, 4.4 rpg
 F—Chris Brandt, 11.7 ppg, 6.5 rpg
 C—Zane Arnold, 8.2 ppg, 6.5 rpg
 G—Reggie Gallon, 9.8 ppg, 3.6 rpg
 G—Ronnie Battle, 17.0 ppg, 3.4 rpg
 Top Subs—John Caylor, 8.7 ppg, 6.8 rpg;
 Larry Patrick, 3.5 ppg, 1.4 rpg;
 Champ Wrencher, 1.2 ppg, 0.3 rpg;
 Richard Smith, 0.6 ppg, 1.2 rpg

1990-91 (13-16, 5-13 SEC)

F—Wesley Person, 15.4 ppg, 5.7 rpg
 F—Chris Brandt, 5.0 ppg, 3.9 rpg
 C—Robert McKie, 11.1 ppg, 5.9 rpg
 G—Reggie Gallon, 9.1 ppg, 3.6 rpg
 G—Ronnie Battle, 17.0 ppg, 2.6 rpg
 Top Subs—John Caylor, 7.7 ppg, 5.7 rpg;
 Zane Arnold, 5.1 ppg, 3.7 rpg; Larry
 Patrick, 4.5 ppg, 1.7 rpg; Champ
 Wrencher, 1.7 ppg, 1.2 rpg

1991-92 (12-15, 5-11 SEC)

F—Wesley Person, 19.9 ppg, 6.8 rpg
 F—Aaron Swinson, 14.3 ppg, 7.5 rpg
 C—Chris Brandt, 10.9 ppg, 4.8 rpg
 G—Reggie Gallon, 6.4 ppg, 2.0 rpg
 G—Ronnie Battle, 16.6 ppg, 1.9 rpg
 Top Subs—Champ Wrencher, 3.9 ppg,
 1.4 rpg; Willie Jones, 6.7 ppg, 4.5 rpg;
 Rod Joyce, 2.8 ppg, 1.5 rpg; Cameron
 Boozer, 3.1 ppg, 1.5 rpg;

1992-93 (15-12, 8-8 SEC)

F—Wesley Person, 18.8 ppg, 7.1 rpg
 F—Aubrey Wiley, 9.4 ppg, 5.1 rpg
 C—Aaron Swinson, 15.6 ppg, 7.7 rpg
 G—Reggie Gallon, 8.4 ppg, 2.4 rpg
 G—Ronnie Battle, 16.5 ppg, 1.4 rpg
 Top Subs—Mark Hutton, 6.0 ppg, 5.0
 rpg; Lance Weems, 1.7 ppg, 1.0 rpg;

1993-94 (11-17, 3-13 SEC)

F—Wesley Person, 22.2 ppg, 6.4 rpg
 F—Aubrey Wiley, 11.8 ppg, 9.3 rpg
 C—Aaron Swinson, 20.7 ppg, 8.1 rpg
 G—Shawn Stuart, 2.5 ppg, 2.4 rpg
 G—Wes Flanigan, 6.5 ppg, 4.9 rpg
 Top Subs—Lance Weems, 10.4 ppg,
 2.5 rpg; Leonard Smith, 4.1 ppg, 1.3 rpg;
 Pat Burke, 4.0 ppg, 2.9 rpg;

1994-95 (16-13, 7-9 SEC)

F—Chris Davis, 11.6 ppg, 6.1 rpg
 C—Pat Burke, 9.0 ppg, 4.8 rpg
 G—Wes Flanigan, 8.9 ppg, 2.9 rpg
 G—Lance Weems, 13.2 ppg, 3.3 rpg
 G—Moochie Norris, 12.5 ppg, 4.9 rpg
 Top Subs—Ray Donald, 9.5 ppg, 4.6 rpg;
 Franklin Williams, 7.8 ppg, 4.4 rpg;
 Jim Costner, 3.0 ppg, 2.2 rpg

1995-96 (19-13, 6-10 SEC)

F—Franklin Williams, 10.4 ppg, 4.8 rpg
 C—Pat Burke, 11.0 ppg, 8.7 rpg
 G—Wes Flanigan, 13.4 ppg, 6.7 rpg
 G—Lance Weems, 13.4 ppg, 3.6 rpg
 G—Ray Donald, 8.7 ppg, 3.3 rpg
 Top Subs—Derek Caldwell, 6.2 ppg, 1.8
 rpg; Bryant Smith, 3.6 ppg,
 2.0 rpg; Alvin Jeffer-
 son, 3.3 ppg, 3.1 rpg

1996-97 (16-15, 6-10 SEC)

F—Franklin Williams, 7.9 ppg, 4.2 rpg
 C—Pat Burke, 11.0 ppg, 7.0 rpg
 G—Wes Flanigan, 11.0 ppg, 4.5 rpg
 G—Daymeon Fishback, 7.8 ppg, 2.5 rpg
 G—Doc Robinson, 6.2 ppg, 3.1 rpg
 Top Subs—Bryant Smith 8.1 ppg, 4.2 rpg;
 Derek Caldwell 5.8 ppg, 1.9 rpg;
 Alvin Jefferson 4.3 ppg, 4.1 rpg;
 Mamadou N'diaye 3.0 ppg, 2.5 rpg

1997-98 (16-14, 7-9 SEC)

F—Bryant Smith, 13.3 ppg, 6.6 rpg
 F—Franklin Williams, 7.4 ppg, 3.8 rpg
 C—Mamadou N'diaye, 8.0 ppg, 6.9 rpg
 G—Doc Robinson, 12.4 ppg, 4.4 rpg
 G—Scott Pohlman, 10.6 ppg, 2.6 rpg
 Top Subs—Daymeon Fishback 6.9 ppg, 3.2
 rpg; Adrian Chilliest, 2.4 ppg, 3.5 rpg; Randy
 Hughes 7.1 ppg, 5.8 rpg; Derek Caldwell 3.4
 ppg, 1.2 rpg

1998-99 (29-4, 14-2 SEC • Champions)

F—Chris Porter, 16.0 ppg, 8.6 rpg
 F—Bryant Smith, 11.0 ppg, 6.2 rpg
 C—Mamadou N'diaye, 7.2 ppg, 7.0 rpg
 G—Doc Robinson, 11.5 ppg, 5.0 rpg
 G—Scott Pohlman, 11.8 ppg, 2.2 rpg
 Top Subs—Jay Heard, 6.2 ppg, 2.2 rpg;
 Mack McGadney, 5.1 ppg, 3.1 rpg; Daymeon
 Fishback, 4.5 ppg, 2.2 rpg; Reggie Sharp,
 3.5 ppg, 1.2 rpg; Adrian Chilliest, 1.7 ppg,
 2.5 rpg

1999-2000 (24-10, 9-7 SEC)

F—Chris Porter, 14.6 ppg, 7.3 rpg
 C—Mamadou N'diaye, 8.9 ppg, 7.9 rpg
 G—Daymeon Fishback, 9.6 ppg, 4.1 rpg
 G—Doc Robinson, 11.5 ppg, 5.1 rpg
 G—Scott Pohlman, 9.9 ppg, 2.3 rpg
 Top Subs—Mack McGadney, 7.2 ppg, 4.8
 rpg; Marquis Daniels, 4.5 ppg, 2.6 rpg; Jay
 Heard, 3.6 ppg, 3.2 rpg; Reggie Sharp, 3.2 ppg,
 1.4 rpg; Jamison Brewer, 2.3 ppg, 1.9 rpg

2000-01 (18-14, 7-9 SEC)

F—Marquis Daniels, 15.7 ppg, 7.0 rpg
 C—Kyle Davis, 4.8 ppg, 5.9 rpg, 2.8 bpg
 G—Adam Harrington, 15.5 ppg, 4.3 rpg
 G—Scott Pohlman, 12.5 ppg, 2.2 rpg
 G—Jamison Brewer, 8.4 ppg, 7.2 rpg, 5.8 rpg
 Top Subs—Mack McGadney, 15.0 ppg, 8.3
 rpg (only played 8 games, tore ACL);
 Lincoln Glass, 7.2 ppg; Abdou Diame, 7.0 ppg,
 3.3 rpg; Reggie Sharp, 2.1 ppg

2001-02 (12-16, 4-12 SEC)

F—Marquis Daniels, 11.6 ppg, 5.3 rpg

C—Kyle Davis, 5.6 ppg, 5.1 rpg, 3.3 bpg
 G—Adam Harrington, 10.1 ppg, 3.5 rpg
 G—Derrick Bird, 10.6 ppg, 3.2 rpg
 G—Lewis Monroe, 2.7 ppg, 2.2 rpg, 2.5 rpg
 Top Subs—Brandon Robinson, 8.5 ppg, 5.2
 rpg; Marco Killingsworth, 7.8 ppg, 4.2 rpg

2002-03 (22-12, 8-18 SEC)

F—Marquis Daniels, 18.4 ppg, 6.2 rpg
 F—Marco Killingsworth, 13.3 ppg, 6.4 rpg
 C—Kyle Davis, 6.3 ppg, 5.9 rpg, 3.7 bpg
 G—Derrick Bird, 9.8 ppg, 2.9 rpg
 G—Lewis Monroe, 6.2 ppg, 2.4 rpg, 3.3 rpg
 Top Subs—Brandon Robinson, 8.2 ppg, 4.5
 rpg; Nathan Watson, 5.9 ppg, 3.2 rpg

2003-04 (14-14, 5-11 SEC)

F—Brandon Robinson, 12.0 ppg, 6.7 rpg
 F—Marco Killingsworth, 13.7 ppg, 6.9 rpg
 C—Kyle Davis, 6.5 ppg, 6.8 rpg, 2.6 bpg
 G—Ian Young, 10.0 ppg, 2.3 rpg, 2.4 rpg
 G—Lewis Monroe, 6.1 ppg, 3.6 rpg, 1.5 rpg
 Top Subs—Nathan Watson, 7.5 ppg, 2.7
 rpg; Quinell Brown 7.1 ppg, 3.0 rpg; Ronny
 LeMelle 6.0 ppg, 2.1 rpg; Troy Gaines 3.8 ppg,
 0.8 rpg; Dwayne Curtis 2.9 ppg, 2.3 rpg

2004-05 (14-17, 4-12 SEC)

F—Quinell Brown, 12.8 ppg, 6.0 rpg
 G—Toney Douglas, 16.9 ppg, 5.3 rpg
 G—Ian Young, 13.3 ppg, 4.1 rpg, 4.0 rpg
 G—Nathan Watson, 11.3 ppg, 5.7 rpg
 G—Daniel Hayles, 6.0 ppg, 3.1 rpg
 Top Subs—Frank Tolbert, 6.9 ppg, 3.0 rpg;
 Ronny LeMelle (only played 4 games, INJ)

2005-06 (12-16, 4-12 SEC)

F—Korvotney Barber, 6.8 ppg, 4.8 rpg
 G—Ronny LeMelle, 12.8 ppg, 3.8 rpg
 G—Rasheem Barrett, 11.1 ppg, 3.0 rpg
 G—Frank Tolbert, 9.1 ppg, 3.5 rpg
 G—Quantez Robertson, 8.0 ppg, 4.6 rpg, 4.1 rpg
 Top Subs—Josh Dollard, 9.1 ppg, 4.4 rpg;
 Daniel Hayles, 5.8 ppg, 3.1 rpg

2006-07 (17-15, 7-9 SEC)

F—Josh Dollard, 12.5 ppg, 7.0 rpg
 F—Korvotney Barber, 11.3 ppg, 6.6 rpg
 F—Quan Prowell, 12.0 ppg, 5.3 rpg
 G—Frank Tolbert, 11.8 ppg, 4.8 rpg
 G—Quantez Robertson, 8.2 ppg, 5.1 rpg
 G—Rasheem Barrett, 11.0 ppg, 3.9 rpg
 G—DeWayne Reed, 5.4 ppg, 3.0 rpg

2007-08 (14-16, 4-12 SEC)

F—Quan Prowell, 15.0 ppg, 6.3 rpg
 F—Korvotney Barber, 13.8 ppg, 6.9 rpg
 G—Frank Tolbert, 13.4 ppg, 5.2 rpg
 G—Quantez Robertson, 7.8 ppg, 4.1 rpg
 G—Rasheem Barrett, 13.6 ppg, 4.0 rpg
 G—DeWayne Reed, 8.9 ppg, 3.7 rpg
 F—Lucas Hargrove, 7.8 ppg, 4.4 rpg




AUBURN HOOP HISTORY


All-Time Lettermen (1906-2008)



Bill Alexander
(1968-70)



Earl Banks
(1978-81)



Pepto Bolden
(1974-76)



Chris Brandt
(1989-92)


This is the "official list" of Auburn basketball lettermen. Corrections and additions are encouraged. Please send correspondence to: Chuck Gallina, P.O. Box 351, Auburn, AL 36830.

A


- Adams, Jeff 1977-78-79
- Akin, J.C. 1926-27-28
- Alexander, Bill 1968-69-70 (C)
- Anthony, Benny 1977-78-79-80
- Ariail, D.W. 1932-33-34 (C)
- Arnold, Jamaal 2003
- Arnold, William 1914
- Arnold, Zane 1989-90-91(C)
- Arthur, R.A. 1933
- Ash, Tim 1970-71
- Austin, Greg 1970

B


- Baggett, Matt 2002
- Banks, Earl 1978-79-80-81 (C)
- Barber, Korvotney 2006-07-08(C)
- Barker, Charlton 1999-2000-01-02
- Barkley, Charles 1982-83-84
- Barks, Earl 1924-25
- Barks, Hub 1918-19-20-21
- Barlow, Keydrick (mgr.) 2008
- Barnes, Woodrow 1934-35-36
- Barnhizer, Mark 1977-79
- Barrett, Rasheem 2006-07-08




Pat Burke
(1994-97)



Bobby Cattage
(1978-81)



John Caylor
(1987-91)



Paul Daniels
(1981-84)

- Battle, Ronnie 1990-91-92-93
- Baugh, Stephen (mgr.) 2008
- Bearden, J.B. 1958
- Beasley, Bob 1920
- Beasley, Jeremy 1997
- Beatty, Travis 1953
- Beavers, Tim 1972-73-74
- Bedgood, Lance (mgr.) 2000
- Bickerstaff, Donald 1945
- Bird, Derrick 2002-03 (C)
- Blackwell, John 1962-63-64 (C)
- Bolden, Pepto 1974-75-76 (C)
- Bolling, Rick 1982-83
- Bond, Bobby 1973-74-75-76
- Boozer, Cameron 1992
- Bota, Marin 2001
- Bowen, Sam 1958
- Bracy, Wayne 1975-76-77-78
- Brandt, Chris 1989-90-91-92 (C)
- Brawner, Roy 1948-49-50-51 (C)
- Brewer, Jamison 2000-01
- Bridges, O.W. 1917-18
- Brooks, Ryan 2007-08
- Brown, Earnest 1996
- Brown, L.C. 1934-35
- Brown, Nick (mgr.) 1988-89-90-91-92
- Brown, Quinnel 2004-05 (C)
- Buisson, Bobby 1965-66-67 (C)
- Burbage, Jesse 1915-16

- Burgess, Quinton 1945-46
- Burgess, Thad 1979
- Burke, Pat 1994-95-96-97 (C)
- Burke, T.G. 1911-12
- Burleson, R.A. 1909
- Burnett, John 1962-63
- Burton, Herbert 1943
- Butcher, Donnie 1983

C


- Cahill, Mark 1981-82-83-84
- Caldwell, Derek 1996-97-98
- Calton, Donny 2000-01-02-03
- Cameron, Joey 2006
- Campbell, Scott 2005
- Canzoneri, A.G. 1941-42-43 (C)
- Card, Lewis 1979
- Cardwell, Kim (mgr.) 1982
- Carpenter, Keenan 1988-89
- Cart, Larry 1963
- Carter, Kenny 1980
- Carter, Wilmer 1915-16
- Cattage, Bobby 1978-79-80-81
- Caylor, John 1987-88-90-91 (C)
- Chandler, Terry 1956-57-58
- Chapman, Larry 1962-63-64 (C)
- Childers, Edron 1937-38
- Chilliest, Adrian 1996-97-98-99
- Christian, Mike 1972-73-74 (C)
- Christian, Tim 1967

- Clark, Reid 1995-96
- Clements, E.E. 1913-14-15
- Cochran, John 1952-53-54
- Coleman, Thomas 1957
- Cook, D. 1914
- Cook, F. 1913
- Cooper, Scott (mgr.) 2000-01
- Corley, Chris (mgr.) 1992-93-94-95
- Costner, Jim 1994-95
- Cowart, Pat 1970-71
- Cox, Dan 1974-75
- Craft, Collier (mgr.) 2002
- Creel, Eugene M. 1923-24
- Crew, W.R. 1936
- Croker, D.C. 1907
- Culverhouse, H.G. 1909
- Cunningham, Cole (mgr.) 2007-08
- Cunningham, David 1975
- Curlee, A.D. 1936-37-39
- Curtis, Dwayne 2004


D

- Daniel, Ryan 2005
- Daniels, Marquis 2000-01-02-03(C)
- Daniels, Paul 1981-82-83-84
- Davis, Aundrae 1987
- Davis, Chris 1995
- Davis, J.E. 1911
- Davis, Kyle 2001-02-03-04 (C)
- Davis, Leroy 1995


2008-09 Outlook
2008-09 Tigers
Coaching Staff
Coliseum
2007-08 Review
Tiger Records
AU Hoop History
Tiger Tracks
Administration




Gary England
(1971-73)



Wes Flanigan
(1994-97)



Frank Ford
(1984-87)



Rex Frederick
(1957-59)

Dawson, Bill 1951
 Dawson, William 1947
 Dean, Myers (mgr.) 2008
 DeFore, Lee 1964-65-66 (C)
 Dennison, Derrick 1987-88-89-90 (C)
 Derozan, Kyle 2005
 Devaney, Jim 1980
 Deschamps, Dale 1975-76
 Diame, Abdou 2001
 Diamond, Jim 1954-55-56
 Dickinson, R.A. 1940
 Dollard, Josh 2006-07
 Donald, Ray 1995-96 (C)
 Dooley, Vince 1952
 Douglas, Toney 2005
 Dowell, William 1922
 Dreyfus, S.C. 1908
 Dryer, T.B. 1907-08
 Dubose, Frank 1927-28-29
 Dudley, Charles 1922-23 (C)
 Ducote, R.J. 1916-18
 Duke, Jesse 1922-23-24
 Dunbar, Robert 1941
 Duncan, Benton 1948-49
 Duncan, J.R. 1912-14
 Dundley, Charley 1920

E

Eaddy, Bill 1989
 Eaves, Joel 1935-36-37 (C)
 Edun, Moses 2004-05-06
 Edwards, Thomas H., Jr. 1937-38-39
 Ellis, Frank H. 1934
 Ellis, G.J. 1926-27-28
 England, Gary 1971-72-73 (C)
 Evans, G.D. 1925

Evans, G.P. 1926

F

Faircloth, Tee 1966-67
 Farish, J.P., Jr. 1951-52-53 (C)
 Fells, Orenn 2001
 Fenn, Robert 1952-53
 Fenton, W.V. 1934
 Fibbe, Jimmy 1959-60-61 (C)
 Fibbe, Tommy 1964-65-66
 Fickling, William A. 1952-53-54
 Finney, C.E. 1943
 Fishback, Daymeon 1997-98-99-00
 Fitten, Sam 1982
 Flanigan, Wes 1994-95(C)-96(C)-97(C)
 Floyd, M.H. 1916-17-18-19
 Forbes, C.M. 1914-15
 Ford, Frank 1984-85-86-87
 Franklin, Jim (mgr.) 1986
 Frederick, Rex 1957-58-59 (C)
 Fucci, Dom 1976
 Fuller, Herbert 1945

G

Gainnes, Troy 2003-04-05
 Gallina, Ted (mgr.) 1992-93-94
 Gallon, Reggie 1990-91-92-93 (C)
 Gardner, David (mgr.) 1998-99-00
 Geiger, Matt 1988-89
 Gibson, D. 1907-08
 Gibson, Ray 1938-39-40
 Gilbert, Porter 1959-60-61 (C)
 Givan, Alex (mgr.) 2005-06
 Glasgow, Jack 1948-49-50-51
 Glass, Lincoln 2001
 Godfrey, Gary 1982-85-86
 Godfrey, Julian (mgr.) 2006-07

Gomillion, John 1998
 Gordy, J. 1910
 Gordy, S. 1909
 Gray, W.R. 1925-26
 Gregory, Bill 1956-57-59
 Greene, Herbert 1964-65-66
 Groover, Ray 1959-60-61
 Guest, Darren 1985
 Guy, Freddie 1963 (C)

H

Hahn, Fred 1922-23-24 (C)
 Hahn, Hub 1918-19-20-21
 Hall, S. 1909
 Hall, S.S. 1926-27
 Hall, W.H. 1917-18
 Hall, W.R. 1917
 Hamilton, David 1999
 Hankton, Kirt 1989
 Haralson, Melvin 1986-87
 Hargrove, Lucas 2007-08
 Harrington, Adam 2001-02 (C)
 Harris, Henry 1970-71-72 (C)
 Harrison, Joe 1922-23-24 (C)
 Hart, Henry 1957-59-60 (C)
 Hart, Jerry (mgr.) 1960
 Hart, Taylor 1979
 Hatfield, L.L. 1930-31-32 (C)
 Hawkins, E.A. 1940-41-42
 Hayes, Earl 1982-83
 Hayles, Daniel 2005-06
 Haynes, Doyle 1954
 Head, Alan (mgr.) 2002
 Heard, Jay 1999-2000
 Helmlinger, John 1960-61-62
 Henderson, Ted 1977

Henry, Lamar 1964
 Henson, Byron 1980-81-82-83
 Heramb, Matt 2007-08
 Hester, Dustin 1989
 Hill, Edward 1947
 Hill, George 1948-49-50-51
 Hill, Howard 1922
 Hiitt, Dwight 1950
 Hoehle, Gene 1950
 Holland, Carey 1984-85
 Holmes, J.C. 1937-38-39
 Hood, Jeffrey (mgr.) 2003
 Hordges, Cedrick 1976-77
 Howard, Terrance 1985-86-87-88
 Howell, Alex 1967-68 (C)
 Howell, Brett 2005-06
 Howell, Rex 1966
 Hudson, J.T. 1917
 Hughes, Randy 1998
 Huff, John 1939-40
 Hurt, David 1967-68-69
 Hutton, Mark 1993

I


Ingram, Billy Bob 1962-63

J


Jackson, Ron 1968-69-70
 Jacobs, Dan (mgr.) 1968-69
 James, Ebb 1927-28
 James, Fob 1926-27-28 (C)
 James, Louie 1928-29-30
 James, Tim 1982
 Jasquith, Andre 1995
 Jefferson, Alvin 1996
 Jenkins, George 1932-33
 Johns, Layton 1960-61-62-63 (C)



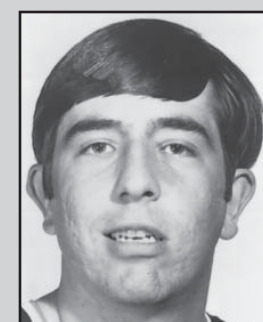
Porter Gilbert
(1959-61)




Henry Harris
(1970-72)




Darrell Lockhart
(1980-83)




Ernie Magri
(1972-73)




John Mengelt
(1969-71)



Mike Mitchell
(1975-78)



Jeff Moore
(1985-88)



Alvin Mumphord
(1980-83)


Johnson, Albert 1972-73
 Johnson, Bob 1969
 Johnson, Eddie 1974-75-76 (C)
 Johnson, J.L. 1943
 Johnston, Manley 1958
 Jones, Bruce 1923-24
 Jones, C.A. 1916-17
 Jones, Frank 1906
 Jones, Mike 1986-87
 Jones, Mike (mgr.) 1986
 Jones, Rob 1985-86-87
 Jones, Willie 1992
 Jordan, J.R. 1930-31-32 (C)
 Joyce, Rod 1992-93

K


Kaley, C.P. 1931-32-33 (C)
 Kaley, W.E. 1925-27
 Keel, Tim (mgr.) 2005-06-07
 Kemp, John (mgr.) 1986
 Kidd, Adam (mgr.) 2001
 Killingsworth, Marco 2002-03-04
 Kinlaw, D.C. 1948
 Kirkland, Dan 1971-72
 Kirkland, K. Mack 1962-63
 Kirkpatrick, Bill 1953-54-55 (C)
 Kitchens, Brad (mgr.) 1982
 Krezminski, Ted 1946
 Krivacs, Jim 1975

L


Lacey, J.E. 1912-13
 Lacey, W.M. 1906-07
 Lacy, John 1920
 Lancaster, Rod 1945-46
 Lanford, Dan 1948-49-50-51 (C)
 Lassiter, Jack 1921




Joe Newton
(1963-65)



Myles Patrick
(1975-78)



Stan Pietkiewicz
(1975-78)



Frank Poindexter
(1980-82)

Lawson, H.B. 1930-31-32
 Lawson, Scott (mgr.) 1991-92
 Leapheart, Al 1970-71-72
 Lee, Jason (mgr.) 2003-04-05
 Lee, Jimmy 1957-58-59 (C)
 LeMelle, Ronny 2004-05-06 (C)
 Leonard, Jimmy 1960-61
 Lewis, Johnathan 2001-03-04
 Lewis, Kelvin 2007
 Locke, T.C. 1909-10
 Lockhart, Darrell 1980-81-82-83 (C)
 Lollar, Chris 2003-04
 Louisell, William 1915
 Loyless, Jimmy Ray (mgr.) 1973-74-75-76
 Lumpkin, T.W. 1930-31-32
 Luquire, Adam 2007-08
 Lynn, Bill 1949-50 (C)
 Lynn, Johnny 1985-86-87-88

M

Mack, Kendell 1998
 Magri, Ernie 1972-73
 Major, E.A. 1909-10-11-12-13
 Mancini, Frank 1940-41-42
 Mandula, Bob 1973-74
 Martello, Vince 1981
 Martin, James 1952-53-54
 Martin, Terry 1984
 Mason, Sam 1933
 Mays, Bob (mgr.) 1960
 McAfee, Emmett 1949
 McCullough, John (mgr.) 1972-73-74
 McFadden, Jeffrey 1987
 McFadden, Frank 1918-19-20-21
 McGadney, Mack 1999-2000-01-02
 McGrew, Roy 1979

McGriff, Bill 1956-57-58
 McKelvy, Cornelius 1947
 McKie, Robert 1989-91
 McKinney, W.R. 1925-26
 McKinney, Wallace 1922-23-24
 McKinney, William 1924-25
 McKissick, Rex 1936-37-38 (C)
 McLeod, Michael (mgr.) 2000-01-02
 McMahan, Warren 1933-34
 McManus, Bayward 1958-59
 Meagher, John 1945
 Mengelt, John 1969-70-71
 Miaway, Archie 2007
 Miller, Jeff (mgr.) 1979
 Miller, Bob 1966-68
 Miller, Robert 1953-54 (C)
 Miles, David (mgr.) 1979
 Millsap, Joe 1966-67
 Mitchell, Dwayne 2002
 Mitchell, Joe Bob 1935-36
 Mitchell, Mike 1975-76-77-78 (C)
 Mobberly, W.C. 1948-49-50-51
 Monroe, Lewis 2002-03-04
 Montgomery, Jimmy 1965-66
 Moon, Glen 1974-75-76
 Moore, Jeff 1985-86-87-88
 Morgan, Malvern 1937-38-39
 Morris, Chris 1985-86-87-88
 Mosteller, Odell 1982-83
 Motley, Marvin 1941-42
 Mullendore, Gary 1971-72
 Mullins, H.L. 1928-29
 Mummert, Gordon 1952-53-54-55
 Mumphord, Alvin 1980-81-82-83 (C)
 Murdock, D.N. 1912

N


Naftel, James 1957
 N'diaye, Mamadou 1997-98-99-00
 Neal, Heath (mgr.) 1997-98-99-00
 Nelson, Rolland 1955-56
 Newell, Olin 1914
 Newton, Joe 1963-64-65
 Nixon, Glenn 1948-49
 Noble, A.J. 1913
 Norman, Mandy 1921
 Norris, Moochie 1995 (C)

O


O'Cain, Richard 1946-47
 O'Connor, Michael 2005
 O'Daniel, Curtis 1964
 O'Donnell, James 1953-54-55-56 (C)
 Oliver, David (mgr.) 1995-96-97
 Ondr, Rob (mgr.) 2000-01
 Osberry, Robert 1973-74
 Owens, Brandon (mgr.) 1998

P

Pappas, Ernest 1937
 Parker, T.F. 1909-10
 Parks, Ben E. 1942
 Pate, Roy 1930
 Patrick, Larry 1990-91
 Patrick, Myles 1975-76-77-78
 Payne, William 1914-15-16
 Pearson, Chris (mgr.) 2000
 Pearson, J. Tim 1964-65
 Pederson, Alex (mgr.) 2008
 Pendleton, Jason (mgr.) 1995-96-97
 Perry, Tom 1967-68-69 (C)
 Person, Adrian 1999



Bubba Price
(1977-80)



Gary Redding
(1973-76)



Henry Sturkie
(1954-57)



Wally Tinker
(1967-69)

Person, Chuck 1983-84-85-86
 Person, Wesley 1991-92-93-94 (C)
 Pietkiewicz, Stan 1975-76-77-78 (C)
 Pohlman, Scott 1998-99-2000-01(C)
 Poindexter, Frank 1980-81-82
 Poole, James (mgr.) 1982-83
 Porter, Chris 1999-2000 (C)
 Porter, Will (mgr.) 2005-06-07
 Posey, Leon 1960-61-62
 Powell, Jack 1946-47 (C)
 Powers, Kirk 1978-79
 Price, Bubba 1977-78-79-80 (C)
 Price, Randy 1982
 Pridgen, Dan 1949-50-51
 Prowell, Quan 2007-08
 Purcell, William (mgr.) 1974

Q

Quick, Ronnie 1966-67
 Quinney, George 1934

R

Redd, Albert 1920
 Redding, Gary 1973-74-75-76 (C)
 Reed, DeWayne 2007-08
 Remillard, Jason (mgr.) 1997-98-99-00
 Retseck, Jim 1971-72
 Ridenhour, Jacob (mgr.) 1993-94-95
 Robertson, Quantez 2006-07-08(C)
 Robinson, Ardith 1949
 Robinson, Brandon 2002-03-04
 Robinson, Clifton 1998
 Robinson, Doc 1997-98(C)-99(C)-00 (C)
 Rodgers, Hugh 1936
 Rogers, Chris 2005
 Ross, Bill 1960-61-62 (C)
 Russell, Erskine 1947-48

S

Salter, John 1963

Samples, Tyrone 1957-58-59
 Sanderson, Jack 1946
 Savage, Zack 1923
 Sawyer, Bill 1981-82
 Scarbrough, L.A. 1909-10-11-12
 Siebert, Robert 1946
 Sharp, Reggie 1999-2000-01(C)
 Shelby, Matt (mgr.) 2002-03-04-05
 Shepperd, Brian 1983
 Shetler, Carl 1968-69-70 (C)
 Simmons, Eric "Butch" 1975-76
 Sindler, Frank J. 1933
 Slaughter, T.R. 1927
 Slayden, Herb 1955
 Slayden, Kay 1954-55-56
 Smith, A.L. 1928
 Smith, Abe 1999-2000
 Smith, Bryant 1996-97-98-99 (C)
 Smith, Drew 2006-07-08
 Smith, Dudley 1998
 Smith, Leonard 1994
 Smith, Ralph 1971-72-73
 Smith, Richard 1990
 Smith, William 1972
 Snyder, E. 1926
 Spencer, Howard 1984-85
 Springfield, Mike 1995-96
 Stapler, Scott (mgr.) 1995-96
 Stapleton, Bobby 1945
 Steed, George 1914-15-16
 Sterling, Joseph 1947-48-49
 Stewart, Jack 1930-31-32
 Stockelberg, Frank K. 1924
 Stone, Noah (mgr.) 1993-94
 Strange, George 1935
 Streetman, J.P. 1939-40
 Streit, J.B. 1911
 Strickland, Aubrey 1917

Strickland, Trey (mgr.) 2006-07
 Strickland, Vern 1984-86
 Stringer, Eric 1978-79-80-81
 Stuart, Shawn 1993-94
 Sturkie, Henry 1954-55-56-57 (C)
 Sutton, Brent 1972-73
 Swinson, Aaron 1992-93-94 (C)

T

Tanner, Jack 1942
 Taylor, George 1914
 Taylor, Mitch 1992
 Thigpen, James 1916
 Thomas, Darrell 1985
 Thomas, Emmett 1975
 Thomas, Phillip 1996
 Thomas, Randy 1965
 Thorington, Garrett (mgr.) 2006-07
 Tinker, Billy 1961-62-63-64
 Tinker, Wally 1967-68-69 (C)
 Tolbert, Frank 2005-06(C)-07-08
 Tolbert, Jimbo (mgr.) 2000-01
 Trapp, J.H. 1919
 Trawick, Garreth (mgr.) 2008
 Tucker, Bobby 1956-57-58
 Tucker, Rodney 2003-04
 Turner, Greg 1981-82-83-84
 Turner, Herman (mgr.) 2001-02-03-04
 Turner, Jack 1952-53-54
 Turner, Rodney 1985
 Tyler, David (mgr.) 1988-89-90-91

V

Vaughn, David 1959-60-61
 Veal, Inman 1952
 Vines, J.A. 1929
 Valavicius, Rich 1979 (C)-80 (C)

W


Wade, Jimmy 1918-19-20-21
 Wadsworth, F.A. 1943

Waites, Harold 1945
 Walker, Jimmy 1969-70-71 (C)
 Walker, Randall 1966-69
 Walter, Bill 1950-51
 Walther, Paul 1946
 Ware, R.Y. 1906-07-08
 Ware, W.J. 1925
 Watkins, Corey 1999
 Watkins, Walter 1914
 Watson, Nathan 2002-03-04-05 (C)
 Weems, Lance 1993-94-95(C)-96(C)
 Weldon, Roger 1950-51-52 (C)
 Welsh, Richie 1984
 West, Harold 1945
 Whigham, Byrd 1954-55
 Whitaker, H. 1906-07
 White, Gerald 1984-85-86-87
 Wicke, Danny 2003-04
 Wiley, Aubrey 1993-94
 Williams, Frank 1942-43
 Williams, Frank 1947 (C)
 Williams, Franklin 1995-96-97-98 (C)
 Williams Jr., Larry 2008
 Williams, Ray 1946-47-48 (C)
 Wills, Bob 1968-69
 Wilson, W.P. 1917
 Wood, Jim 1948
 Woodruff, C.W. 1906-07-08
 Worrill, Jamie 1913
 Wrencher, Champ 1989-90-91-92 (C)
 Wright, T.P. 1911


Y

York, Bobby 1970
 Young, B.E. 1943
 Young, Ian 2004-05 (C)


(C) Captain




Rich Valavicius
(1979-80)



Lance Weems
(1993-96)



Gerald White
(1980-82)



Aubrey Wiley
(1993-94)



All-Time Numerical Roster (Since 1936)

00

Kerry Harvis (2006)
Byron Bell (1993)
Paul Daniels (1981-84)

1

Frank Tolbert (2005-08)

2

Archie Miaway (2007-Present)
Daniel Hayles (2005-06)
Abdou Diame (2001-02)

3

Josh Dollard (2006-Present)
Ian Young (2004-05)
Marquis Daniels (2000-03)
Reggie Sharp (1999)
Earnest Brown (1996-97)
Jim Costner (1994-95)
Champ Wrencher (1990-92)
Kirt Hankton (1989)
Byron Henson (1980-83)
Taylor Hart (1948-50)

4

Lucas Hargrove (2007-Present)
Emanuel Willis (2006)
Marco Killingsworth (2002-04)
Chris Porter (1999-2000)
Derek Caldwell (1998)
Chris Davis (1995-96)
Aaron Swinson (1992-94)
Lewis Card (1979-80)
Glenn Nixon (1948-1949)

5

Kelvin Lewis (2007)
Jamison Brewer (2000-2001)
Clifton Robinson (1998)
Derek Caldwell (1995-97)
Jim Duce (1980)

10

Larry Williams Jr. (2008-Present)
Troy Gaines (2003-05)
Scott Pohlman (1998-2001)
Terrance Howard (1985-88)
Robert Holler (1984)
Rick Bolling (1982-83)
Jim Devaney (1980-81)
Bill Wallace (1974, 1976)
Jim Krivacs (1975)
Bill Kirkpatrick (1953-55)
Frank Davis (1952)
Jimmy Willet (1951)
Dwight Hitt (1950)
Dick O'Cain (1947)
Bob Seibert (1946)

11

Derrick Bird (2002-03)
Reggie Sharp (2000-01)
Phillip Thomas (1996)
Wesley Person (1991-94)
David Williams (1988)
Melvin Haralson (1986-87)
Rodney Turner (1985)
Greg Turner (1981-84)

Mark Barnhizer (1977-79)
Bill Turner (1974-75)
Herbert Greene (1964-65)
John Burnett (1961-63)
George Cochran (1960)
Joe Woods (1959)
Sam Bowen (1958)
Brownie Nelson (1955-56)
Kay Slayden (1953)
Vince Dooley (1952)
Bill Mobberly (1951)
Jack Sanderson (1946)

12

DeWayne Reed (2007-Present)
Moses Edun (2004-06)
Jay Heard (1999-2000)
Alex Franco (1995)
Leonard Smith (1993-94)
Mitch Taylor (1992)
Johnny Benjamin (1989)
Gerald White (1984-87)
Odell Mosteller (1982-83)
Mike Christian (1972-74)
Pat Cowart (1970-71)
Mike Newell (1969)
Bob Miller (1966-68)
Larry Cart (1963-65)
Porter Gilbert (1959-61)
Bobby Tucker (1956-58)
Travis Beatty (1953)
Don Lanford (1949-51)
Erskine Russell (1947-48)
Connie McKelvey (1947)

13

Matt Heramb (2007-08)
Brandon Robinson (2002-04)
Bryant Smith (1996-99)
Mike Jones (1986-88)
Ritchie Welsh (1984)
Chuck Johnson (1983)
Sam Fitten (1982)
Jack Glasgow (1948-50)

14

Drew Smith (2006-Present)
Michael O'Connor (2005)
Charlton Barker (2000-2002)
Reggie Gallon (1989-93)
Johnny Lynn (1985-88)
Tim James (1982-83)
Roy McGrew (1979-80)
Myles Patrick (1975-78)
Jimmy DeVenney (1960)
Jerry Hart (1958)
Jim Naftel (1955-56)
Walt Stoudemire (1953)
Inman Veal (1952)
Roy Brawner (1949-51)
Ted Krezzenski (1946)

15

Brett Howell (2005-06)
Danny Wicke (2003)
Jimbo Tolbert (mgr.), (2000)
Lance Weems (1993-96)
Leonard Smith (1992)

Larry Patrick (1990-91)
Kelvin Ardister (1989)
Frank Ford (1984-87)
Kyle Anderson (1983)
Thad Burgess (1979)
Ted Henderson (1976-77)
Paul Seymour (1975)
Rex Howell (1973)

John Mengelt (1969-71)

Alex Howell (1966-68)
Tim Pearson (1963-65)
Tommy Henderson (1959)
Terry Chandler (1956-58)
Robert Burgess (1955)
Bill Fickling (1952-54)
George Hill (1949-51)
Jack Powell (1946)

16

Miller (1947)

17

Diffley (1947)
Jack Colbert (1946)

18

Ray Williams (1946)
Herbert Burton (1942)

20

Danny Wicke (2004)
Mike Springfield (1995-1996)
Shawn Stuart (1993-94)
Dustin Hester (1988-1990)
Aundrae Davis (1987)
Wayne Bracy (1975-78)
Tim Beavers (1972-74)
Jimmy Walker (1969-71)
Barry Timmerman (1968)
Tee Faircloth (1965-67)
Larry Chapman (1961-64)
Bayward McManus (1958-60)
Byrd Whigham (1954-55)
John Logue (1953)
Dick O'Cain (1946)
Frank Mancini (1940-42)
Ernest Pappas (1937-39)

21

Rasheem Barrett (2006-Present)
Quinnel Brown (2004-05)
Adam Harrington (2001-2002)
Ronnie Battle (1989-93)
Rob Jones (1986-87)
Mark Cahill (1983-84)
Mark Reed (1982)
Bubba Price (1977-80)
Bob Mandula (1974-76)
Jimmy Elliot (1972)
Greg Austin (1970)
Tom Perry (1967-69)
Mike Keeble (1964)
Billy Biles (1963)
Bill Ross (1960-62)
Jimmy Lee (1957-59)
Henry Sturkie (1954-57)
Jack Turner (1953-54)
Bill Walters (1950-51)
Andy Robinson (1949)

Quentin Burgess (1945-46)
Crawford Holmes (1937-39)

22

Scott Campbell (2005)
Lewis Monroe (2002-04)
Marin Bota (2001)
Wes Flanigan (1994-97)
John Caylor (1987-90)
Robert Leak (1983)
Randall Ridley (1982)
Eric Stringer (1978-81)
Eddie Johnson (1974-77)
Gary England (1971-73)
Carl Shetler (1968-70)
Bobby Buisson (1965-67)
John Blackwell (1962-64)
Ray Grover (1958-61)
Henry Sturkie (1956-57)
R.T. Lee (1956)
Doyle Haynes (1954)
Jack Glasgow (1948-51)
Dan Pridgen (1949-50)
Joe Womack (1946)
Shag Hawkins (1942)
Fagan Canzoneri (1941)
Tommie Edwards (1937-39)

23

Quantez Robertson (2006-Present)
Toney Douglas (2005)
Dwayne Mitchell (2002)
Daymeon Fishback (1997-2000)
Leroy Davis (1994-95)
Rod Joyce (1990-93)
Pete McBee (1988)
Alvin Mumphord (1980-83)
Dom Fucci (1976-77)
Dan Cox (1974-75)
Tommy Fibbe (1964-66)
Harvey Johnston (1962)
Jimmy Fibbe (1959-61)
Kay Slayden (1954-56)
Bob Smith (1951)
Dick Webb (1949)
Frank Williams (1947)
Marvin Roberts (1946)
Bob Dunbar (1941)
J.P. Streetman (1939-40)
Andrew Curlee (1936-37)

24

Quan Prowell (2007-08)
Nathan Watson (2002-05)
Dudley Smith (1998)
Moochie Norris (1995)
Derrick Dennison (1988-90)
Donnie Butcher (1983-84)
Mark Cahill (1981-82)
Kenny Carter (1980)
Stan Pietkiewicz (1975-78)
Gusty Nordgren (1961)
John Gibrant (1960)
Ty Samples (1958-59)
Jim O'Donnell (1953-56)
Roger Weldon (1951-52)
Joe Sterling (1947-49)

2008-09 Outlook
2008-09 Tigers
2008-09 Coaching Staff
Coliseum
2007-08 Review
Tiger Records
AU Hoop History
Tiger Tracks
Administration

Rod Lancaster (1946)
 Earl Tanner (1940-42)
 Theron Karge (1937)

25

Adam Luquire (2007-08)
 Kendell Mack (1998)
 Reid Clark (1995-96)
 Tommy Dyer (1994)
 Mark Hutton (1993)
 Marcus Ford (1990)
 Matt Geiger (1988-89)
 Gary Godfrey (1985-86)
 Terry Martin (1984)
 Bill Sawyer (1981-82)
 Taylor Hart (1980)
 Kirk Powers (1978-79)
 Bob Osberry (1973-74)
 Henry Harris (1970-72)
 Tim Christian (1967-68)
 Gary Lambert (1966)
 Bill Tinker (1961-64)
 Henry Hart (1957-60)
 Jim Diamond (1954-56)
 J.P. Farish Jr. (1951-53)
 Gene Hoele (1950)
 Emmett McAfee (1949)
 Johnny Adcock (1946)
 Marvin Motley (1941-42)
 Red Childers (1937-38)
 Buddy Crew (1936)

26

Bill Dudley (1938)

27

Ray Williams (1946-48)
 Billy Ray (1946)
 Frank Hamm (1937)

28

Joel Eaves (1935-37)

29

Tom Martin (1940-41)
 Cecil Wallace (1937-39)

30

Jamaal Arnold (2003)
 Johnathan Lewis (2001)
 Keenan Carpenter (1988-1989)
 Randy Price (1982)
 Mike Mitchell (1975-78)
 Brent Sutton (1972-74)
 Bob Wills (1968-69)
 Joe Millsap (1965-67)
 Lamar Henry (1962-64)
 David Vaughn (1959-61)
 Mack Lee (1953-54)
 John Lockard (1951)
 Ray Gibson (1938-40)
 Rogers (1937)

31

Mack McGadney (1999-2002)
 Pat Burke (1993-97)
 Richard Smith (1990-91)
 Vern Strickland (1984-86)
 David Cunningham (1974-75)
 Tim Ash (1970-71)
 Harold Carden (1966)
 Curt O'Daniel (1962-65)
 Mack Kirkland (1961)
 Johnny Cochran (1952-54)
 Leroy Sudduth (1951)
 Malvern Morgan (1937-39)

32

Korvotney Barber (2006-08)
 Rodney Tucker (2003-04)
 John Gomillion (1998)
 Ray Donald (1995-96)
 Corey Walker (1989)
 Darren Guest (1985-86)
 Darrell Lockhart (1980-83)
 Gary Redding (1973-76)
 Jim Retseck (1971-72)
 Ron Jackson (1968-70)
 Lee DeFore (1963-66)
 Jim Leonard (1961)
 Jorge Haecussler (1960)
Rex Frederick (1957-59)
 Mack Lee (1955)
 Jim Martin (1952-54)
 Dan Pridgen (1951)
 Shag Hawkins (1941)
 Rex McKissick (1936-38)

33

Ronny LeMelle (2003-06)
 Donny Calton (2000-2003)
 Michael Hardin (1992)
 John Walker (1988)
 Carey Holland (1984-85)
 Tim Tipton (1983)
 Frank Poindexter (1980-82)
 Glen Moon (1974-76)
 Dan Kirkland (1971-72)
 Wallace Tinker (1967-69)
 Jimmy Montgomery (1965-66)
 John Salter (1962-63)
 Harvey Johnston (1961)
 Terry Hinote (1960)
 J.B. Bearden (1958)
 Gordon Mummert (1952-53)
 Bill Dawson (1951)
 Bob Dickinson (1938-39)
 John Rouche (1937)

34

Kyle Davis (2001-04)
 Mamadou N'diaye (1997-2000)
 Cameron Boozer (1992-93)
 Robert McKie (1989-91)
 Chris Morris (1985-88)
Charles Barkley (1982-84)
 Bob Bond (1974-76)
 Billy Smith (1972)
 Mike Pugh (1971)
 Bobby York (1970)
 David Hurt (1967-69)
 Randy Thomas (1965-66)
 Mack Kirkland (1962-63)
 John Salter (1961)
 Manley Johnson (1958)
 Bob Miller (1953-54)
 Ben Park (1942-42)
 Orville Ginter (1938)

35

Ryan Brooks (2007-08)
 Ryan Daniel (2005)
 Johnathan Lewis (2003-04)
 Jeff Switzer (1992-93)
 Brian Sheppard (1983)
 Pepto Bolden (1974-77)
 Sylvester Davenport (1973)
 Al Leaphart (1970-72)
 Randall Walker (1967-69)

Rex Etheridge (1967-68)
 Joe Newton (1963-65)
 Leon Posey (1960-62)
 Bill McGriff (1956-58)
 Bob Fenn (1952-53)

40

Lincoln Glass (2001-02)
 Abe Smith (1999-2000)
 Zane Arnold (1989-91)
 Jeff Moore (1985-88)
 Michael Rutledge (1984)
 Dale Deschamps (1975-76)
 Rich Gortney (1974)
 Jerry Lamberson (1973)
 Tom Bardin (1971)
 Joe Sigur (1969)
 Bill Anderson (1967)
 Freddie Guy (1963-65)
 John Helminger (1960-62)
 Bill Gregory (1956-59)
 Dan Fausett (1953)

41

Alvin Jefferson (1996-97)
 Aubrey Wiley (1992-94)
 Benny Anthony (1977-80)
 Emmett Thomas (1974-76)
 Albert Johnson (1972-73)
 Mike Poole (1971)
 Mike Scott (1969)
 Ronnie Quick (1966-67)
 Billy Ingram (1962-63)

42

Joey Cameron (2006)
 Adrian Chilliest (1996-99)
 Rich Valavicius (1979-80)
 Cedrick Hordges (1976-77)
 Roger Jorgensen (1974-75)
 Ralph Smith (1971-73)
 Bill Alexander (1968-70)
 Layton Johns (1961-63)
 Thomas Coleman (1956)
 Bob Wright (1953)

43

Cameron Boozer (1991)

44

Chris Rogers (2005)
 Dwayne Curtis (2004)
 David Hamilton (1999-2000)
 Franklin Williams (1995-98)
 Chris Brandt (1988-92)
 Jeffrey McFadden (1987)
 Ricky Short (1986)
 Earl Hayes (1982-83)
 Earl Banks (1978-81)

45

Kyle Derozan (2005)
 Adrian Person (1999)
 Jeremy Beasley (1997-98)
 Chuck Simms (1990-91)
Chuck Person (1983-86)
 Bobby Cattage (1978-81)

50

Doc Robinson (1997-2000)
 Dennis Tindle (1976-77)
 Ray Woodward (1974-75)

51

Gary Godfrey (1982-83)
 Scott Bell (1980)

52

Joe Baldrian (1975)

53

Matt Baggett (2002)
 Orenn Fells (2001)

54

Willie Jones (1992)
 Brian Baumgartner (1990)
 Howard Spencer (1984-85)
 Jeff Adams (1976-79)
 Mike Roach (1974-75)
 Ernie Magri (1972-73)

55

Chris Lollar (2003-04)
 Randy Hughes (1998)

Players Retired Jerseys in BOLD

DID YOU KNOW? ...

The following numbers are currently legal: **00, 0, 1, 2, 3, 4, 5, 10, 11, 12, 13, 14, 15, 20, 21, 22, 23, 24, 25, 30, 31, 32, 33, 34, 35, 40, 41, 42, 43, 44, 45, 50, 51, 52, 53, 54, 55.**

Team rosters can include **0 or 00, but not both. From 1958 to 1999, the numbers 1 and 2 were prohibited.**




AUBURN HOOP HISTORY

Overtime Record (1906-2008)

Season	Opponent	AU-Opp	Site
1906-07	Columbus YMCA	29- 27	
1920-21	Mercer	36- 31	H
1923-24	Birmingham Ath. Club	32- 36	
1926-27	Georgia Tech	20- 22	A
1930-31	North Carolina State	30- 28	
1939-40	Georgia Tech	39- 38	H
1950-51	Georgia	69- 68	H
	Florida	83- 77	H
1953-54	Howard	70- 63	A
1955-56	Rice	80- 82 (2ot)	A
	Georgia Tech	77- 74	H
1956-57	Alabama	92- 88	N
	Georgia Tech	67- 76	A
	Alabama	79- 81 (2ot)	N
1959-60	Tulane	53- 51	A
	Alabama	63- 61	A
1960-61	Georgia Tech	43- 48	H
	Alabama	66- 71	A
1962-63	Florida State	77- 70 (2ot)	A
	Houston	71- 69	A
	Alabama	81- 78	N
	Georgia	70- 67	H
	Alabama	74- 67	N
1960-61	Georgia Tech	43- 48	H
	Alabama	66- 71	A
1963-64	Miss. State	64- 63	A
	Ole Miss	58- 59	A
1965-66	Columbia	76- 75	A
1966-67	Georgia Tech	76- 78	A
	Mississippi State	55- 59	A
	Alabama	99- 96	A
1967-68	Tennessee	54- 63	H
1968-69	Florida	81- 80	H
1969-70	Mississippi State	71- 69	A
1972-73	Georgia	72- 84	A
	Florida	74- 76	H
1973-74	Kentucky	99- 97	H
1974-75	Georgia	90- 93	A
1975-76	SMU	85- 87	A
	Kentucky	91- 84	H
	Tennessee	73- 72	H
1976-77	Vanderbilt	76- 71	A
1977-78	LSU	95-101	H
	Mississippi State	82- 83	A
1978-79	Kentucky	83- 86	H
	Florida	93- 92	A
	Ole Miss	56- 54 (2ot)	H
	Georgia	95- 91 (4ot)	N
1979-80	Arkansas State	62- 69	N
	Alabama	46- 50	H
	Georgia	69- 65	A
1980-81	Air Force	46- 48	N
	Florida	48- 50	N
1981-82	Kentucky	83- 81	H
	Mississippi State	38- 36	N
1983-84	UAB	62- 69	A
1984-85	Kentucky	47- 49	H
	Florida	81- 78	A
	Alabama	72- 74 (2ot)	A
	Alabama	53- 49	N
1985-86	Southwestern Louisiana	64- 66	A
	Georgia	87- 86	A
1986-87	Georgia	62- 58	H
1987-88	Illinois	103-107	A
1990-91	Georgia	59- 58 (2ot)	A
	Florida	84- 87	H
1993-94	Georgia	80- 83	H
	Mississippi State	86- 91	H
	Ole Miss	85- 88 (2ot)	A

Season	Opponent	AU-Opp	Site
1995-96	Mississippi State	75- 78	H
	Tulane (NIT)	73- 87	H1996-97
	Colorado	72- 78	N
	Hawaii-Hilo	98- 92	A
1997-98	Mississippi State	68- 66	H
	Marquette (NIT)	60- 75	A
1999-2000	Ole Miss	77- 79	A
	South Carolina	77- 72	N
2000-01	Toledo (2ot)	90- 95	N
	Oregon	101-97	N
	Tennessee (2ot)	88- 96	H
	Georgia	80- 85	A
	Alabama	72- 69	H
2002-03	Saint Joseph's (NCAA Tour.)	65- 63	N
2003-04	South Carolina	51- 53	H
2004-05	Colorado State	79- 76	H
	UNLV	87- 91	H
	Florida	78- 84	H
2006-07	Nicholls State	92- 87	H

Won 44, Lost 42 (.512) (Bold - Games won by Auburn)



Bobby Cattage, who is hugged by head coach Sonny Smith, scored 21 points to lead Auburn to a 95-91 quadruple overtime victory over Georgia in the 1979 SEC Tournament. It still ranks as the longest SEC Tournament game in history.

2008-09 Outlook
2008-09 Tigers
Coaching Staff
Coliseum
2007-08 Review
Tiger Records
AU Hoop History
Tiger Tracks
Administration

Tigers on Television (1950-2008)

Season/Opponent	AU-Opp
1949-50	
at Georgia Tech (WSB)	49-65
1959-60	
Kentucky	61-60
1963-64	
Vanderbilt (#5)	81-63
1964-65	
at Vanderbilt	77-105
1965-66	
at LSU	74-66
Kentucky (#1)	64-77
1966-67	
Vanderbilt (#9)	64-51
at Kentucky	58-60
1967-68	
Kentucky (#9)	74-73
1968-69	
Tennessee	71-60
1969-70	
Tennessee	77-64
1970-71	
Florida	85-70
at Alabama	92-76
1971-72	
Alabama	78-79
at Tennessee	70-80
1972-73	
LSU	60-79
1973-74	
LSU	76-87
1974-75	
at LSU	87-78
Florida	76-75
Alabama (#7)	76-70
1975-76	
at LSU	102-86
at Florida	92-86
Georgia	88-79
1976-77	
at LSU	73-77
Tennessee	83-93
1977-78	
at Tennessee	76-80
Alabama	74-81
Mississippi State	85-74
1978-79	
Alabama (#18)	76-83
Mississippi State	72-74
vs. Vanderbilt*	59-53
vs. Georgia*	95-91 (4ot)
vs. Tennessee* (#20)	65-74
1979-80	
at Kentucky	65-67
at Ole Miss (NBC)	54-71
Vanderbilt	73-77
vs. Georgia*	79-71
vs. Kentucky*	61-69
1980-81	
LSU (#5)	64-74
Florida (NBC)	50-55
vs. Florida*	48-50 (ot)
1981-82	
Florida	80-60
Mississippi State (NBC)	62-49
Kentucky (#9)	83-81 (ot)
vs. Mississippi State*	38-36 (ot)
vs. Kentucky* (#15)	66-89
1982-83	
at UAB (Ind.)	63-61



Head coach Joel Eaves is interviewed on television following Auburn's stunning 61-60 victory over Kentucky and Adolph Rupp Feb. 20, 1960, en route to the SEC Championship.

Season/Opponent	AU-Opp
at Florida	75-92
at Vanderbilt	62-64
Georgia	66-64
at Tennessee (ESPN)	74-82
LSU (NBC)	61-87
Ole Miss (ESPN)	82-59
vs. Alabama*	61-62
1983-84	
at UAB (ESPN)	62-69 (ot)
vs. Wake Forest (#10) (ESPN)	67-76
Florida	82-66
Kentucky (#2) (WTBS)	82-63
at Georgia	86-90
LSU (#10) (WTBS)	80-78
Ole Miss (USA)	60-50
at Florida	67-65
at Kentucky (#6)	64-84
at Vanderbilt (ESPN)	73-67
at LSU (CBS)	80-81
Mississippi State (WTBS)	68-53
Alabama	83-70
vs. Vanderbilt*	59-58
vs. Tennessee*	60-58
vs. Kentucky* (#3)	49-51
vs. Richmond+ (ESPN)	71-72
1984-85	
vs. UAB (ESPN)	61-59
vs. VCU (Ind.)	59-78
at Kentucky (WTBS)	61-68
Ole Miss (USA)	93-73
Kentucky (NBC)	47-49 (ot)
Georgia (USA)	84-86
vs. Ole Miss*	68-60
vs. LSU*	58-55
vs. Florida*	43-42
vs. Alabama* (NBC)	53-49 (ot)
vs. Purdue+ (ESPN)	59-58
vs. Kansas+ (#13) (CBS)	66-64
vs. North Carolina+ (#7) (CBS)	56-62

Season/Opponent	AU-Opp
1985-86	
vs. West Virginia (Ind.)	58-75
at UAB (#16) (ESPN)	56-62
at Mississippi State	72-56
at Alabama (USA)	56-60
Florida (USA)	67-65
at Tennessee	79-80
Alabama (#18) (ESPN)	71-69
at Georgia (ESPN)	87-86 (ot)
vs. Mississippi. State*	63-65
vs. Arizona+ (CBS)	73-63
vs. St. John'+ (#4) (CBS)	81-65
UNLV+ (#11) (CBS)	70-63
Louisville+ (#7) (CBS)	76-84
1986-87	
at Mississippi State	66-52
at Alabama (#13) (USA)	82-88
Ole Miss	85-61
at LSU	73-75
UNLV (#3) (ABC)	85-104
at Kentucky	71-75
Mississippi State (USA)	59-45
Alabama (#12)	75-77
LSU	100-62
vs. Kentucky*	79-72
vs. Alabama* (#9)	68-87
vs. San Diego+ (CBS)	62-61
Indiana+ (#3) (CBS)	90-107
1987-88	
vs. Villanova (USA)	65-64
Florida	72-67
at Kentucky (#1) (ESPN)	53-52
Mississippi State	65-57
LSU	69-78
at Florida (#10) (ESPN)	58-57
Georgia	64-57
at Alabama	77-82
vs. Georgia*	60-65
vs. Bradley+ (#11) (ESPN)	90-86

Season/Opponent	AU-Opp
vs. Oklahoma+ (#8) (CBS)	87-107
1988-89	
at Vanderbilt (ESPN)	77-93
at Mississippi State	56-69
Georgia (ESPN)	62-75
at Tennessee	72-89
at Alabama (ESPN)	58-74
at Georgia	76-80
vs. Ole Miss*	68-80
1989-90	
at Ole Miss	72-80
Tennessee	89-83
at LSU (#11)	71-82
at Vanderbilt (ESPN)	87-74
vs. LSU* (#11)	78-76
vs. Alabama*	71-87
1990-91	
Alabama (ESPN)	56-68
at Ole Miss	62-60
Vanderbilt	59-80
Kentucky (#10) (ESPN)	81-89
Tennessee (ESPN)	74-65
Georgia	77-86
vs. LSU* (#16)	92-77
vs. Alabama* (#24)	59-77
1991-92	
at UNLV (SportsChannel)	82-85
at Ole Miss	96-83
at Vanderbilt (ESPN)	83-89
Kentucky (#19)	67-85
Arkansas (#9)	74-82
1992-93	
Florida	73-76
at South Carolina (ESPN)	83-81
Tennessee	88-75
Vanderbilt (#15)	70-73
at Kentucky (#2) (SportSouth)	78-80
Arkansas (#13)	81-80
vs. Tennessee*	76-78



Season/Opponent	AU-Opp
1993-94	
at LSU	72-83
Mississippi State	86-91 (ot)
at Ole Miss	85-88 (2ot)
Alabama (ESPN)	69-74
Kentucky (#7) (ABC)	74-91
at Miss. State (SportSouth)	76-65
vs. Vanderbilt*	81-56
vs. Alabama*	55-83
1994-95	
at UAB (WBMG-TV)	60-54
at Kentucky (#6)	64-98
Ole Miss (ESPN)	88-74
LSU	73-76
Arkansas (#4) (ABC)	104-90
Florida (#23) (SportsCh.)	77-71
at Alabama (#20)	63-65
at Miss. State (#21)(SS)	70-69
vs. South Carolina*	81-66
vs. Kentucky (#3)*	81-93
1995-96	
vs. Louisville(#13)(WDRB-TV)	82-78
Arkansas	101-76
LSU	95-87
at Vanderbilt	62-76
at Florida (SportsSouth)	73-70
at Arkansas	77-87
Kentucky (#1) (ESPN)	73-88
at Mississippi State	51-67
vs. Vanderbilt*	68-65
vs. Mississippi State* (#25)	58-69
1996-97	
at UAB (WBMG-TV)	57-64
vs. Murray State (FSS)	86-72
Arkansas	55-56
Florida	79-65
Kentucky (#4)	53-77
at Georgia (CBS)	48-53
Alabama (ESPN)	72-62
at Arkansas (ESPN)	42-75
Vanderbilt (FSS)	61-75
at Alabama (FSS)	50-55
Ole Miss	63-71
vs. Tennessee*	67-54
vs. Kentucky* (#6)	50-92
1997-98	
vs. Temple (#24) (FSS)	42-68
Alabama	94-40
South Carolina (#14)	56-61
Ole Miss (#12) (FSS)	68-67
Mississippi State	68-66 (ot)
at Florida (Sunshine)	64-81
at Arkansas (#18)	83-107
Kentucky (#7)	58-83
vs. Florida*	64-68
1998-99	
at Hawaii (KFVE-TV)	84-57
at Florida State (FSS)	80-68
Wofford (CSS)	79-51
at Navy (FoxNet)	88-70
Bethune-Cookman (CSS)	99-46
Tennessee (CSS)	90-62
Arkansas (#18)	83-66
Florida (CBS)	88-69
at Kentucky (#7)	62-72
at Alabama (CSS)	73-58
Mississippi State (CSS)	64-54
at Georgia	85-74
LSU (FSS)	80-54
Ole Miss (ESPN)	95-66
Alabama (CSS)	102-61
at Arkansas	88-104
vs. Alabama*	93-61
vs. Kentucky* (#14)	57-69
vs. Winthrop+ (CBS)	80-41
vs. Oklahoma State+ (CBS)	81-74
vs. Ohio St.+ (#14) (CBS)	64-72
1999-00	
UAB (FSS)	65-59
Arkansas-Pine Bluff (CSS)	100-44
vs. Stanford (#7) (KCal9)	58-67

Season/Opponent	AU-Opp
Florida State (FSS)	55-54
vs. Pennsylvania (ESPN)	77-70
Coppin State (CSS)	63-35
vs. Bradley (Comcast)	78-64
Southern Miss (CSS)	56-50
Georgia	67-52
Kentucky (#20) (ESPN)	66-63
at Mississippi State	51-45
South Carolina (CSS)	65-61
at Ole Miss	77-79 (ot)
at Tennessee (#11) (ESPN)	76-105
Mississippi State	73-57
Alabama (CSS)	77-63
Arkansas	73-55
Ole Miss (FSS)	75-72
at Alabama (ESPN)	64-68
at Florida (#9) (CBS)	59-88
LSU (#12)	53-55
at Arkansas (CBS)	55-64
vs. Florida* (#10)	77-70
vs. South Carolina*	77-72 (ot)
vs. Arkansas* (CBS)	67-75
vs. Creighton+ (CBS)	72-69
vs. Iowa State+ (#6) (CBS)	60-79
2000-01	
Jacksonville State (CSS)	91-51
Mercer (CSS)	88-92
South Alabama (CSS)	66-68
UL-Lafayette (CSS)	93-86
Grambling (CSS)	104-60
vs. Detroit (Comcast)	75-72
vs. Oregon (ESPN2)	101-97 (ot)
Georgia Southern (FSS)	93-79
Southern Miss (FSS)	73-69
LSU	85-69
Florida (#14) (CSS)	63-65
Arkansas	71-63
at Mississippi State (FSS)	74-85
Alabama (#14) (CSS)	72-69 (ot)
at Kentucky (#15)	78-90
vs. Tennessee* (#24)	66-73
at Purdue@ (ESPN)	61-79
2001-02	
vs. Virginia (#7) (Comcast)	72-77
vs. Marshall (Comcast)	78-60
South Alabama (FSS)	73-58
Arkansas (FSS)	77-83
Alabama (#14) (FSS)	59-56
Kentucky (#8) (ESPN)	62-69
at Tennessee	59-82
Mississippi State	64-72
at Arkansas	60-62
at Florida (#8)	61-89
vs. Florida* (#11)	63-81
2002-03	
Georgia State (Comcast)	100-71
S.C. State (Comcast)	85-65
Rutgers (FSS)	82-70
Alabama (#9)	77-68
at Kentucky (#8) (FSS)	51-67
at Georgia (#19)	79-85
at Alabama (PPV)	68-84
at Ole Miss (FSS)	80-75
Florida (#4)	70-73
at Mississippi State (#21)	45-67

Season/Opponent	AU-Opp
vs. Tennessee*	66-53
vs. Kentucky* (#2)	58-78
vs. St. Joseph's+ (CBS)	65-63
vs. Wake Forest+ (#8) (CBS)	68-62
vs. Syracuse+ (#12) (CBS)	78-79
2003-04	
Western Kentucky (FSS)	86-64
Colorado State (FSS)	84-54
Air Force (Comcast)	68-49
at UNLV (ESPN)	69-82
at Vanderbilt	53-59
South Carolina	51-53 (ot)
at Alabama (FSS)	46-69
at Florida (#17) (CBS)	52-68
at Arkansas	52-74
at Ole Miss (FSS)	68-72
Kentucky (#9)	59-68
Alabama (ESPN)	71-72
at Tennessee (FSS)	69-75
at LSU (Comcast)	78-66
vs. Georgia*	59-73
2004-05	
vs. Virginia (#24) (FSN)	87-89
Wofford (CSS)	78-85
at Coll. of Charleston (FSN)	76-61
UNLV (ot) (FSN)	87-91
Belmont (CSS)	73-69
Florida (ot) (Sunshine)	78-84
Ole Miss (FSN)	72-79
at Arkansas	59-95
Tennessee (FSN)	62-59
at Kentucky (#5)	73-81
LSU	64-77
Arkansas	77-64
vs. Vanderbilt*	77-73
vs. LSU*	58-89
2005-06	
Gardner-Webb (CSS)	70-43
SE Louisiana (CSS)	66-51
Temple (CSS)	73-42
Winthrop (FSN)	64-62
at Vanderbilt	50-74
Alabama	52-56
at Florida (#2) (FSN)	57-69
Kentucky (ESPN)	62-71
Georgia	66-65
at Mississippi State (FSN)	53-71
at Arkansas (FSN)	64-84
LSU (#25) (FSN)	61-65
at Ole Miss (FSN)	58-54
vs. Vanderbilt*	71-76

Season/Opponent	AU-Opp
2006-07	
vs. Oklahoma State (CSTV)	65-66
Pittsburgh (#2) (CSS)	66-74
South Alabama (CSS)	82-71
Texas A&M (#13) (CSS)	58-87
at Southern Miss (CSS)	54-56
Vanderbilt (FSN)	68-65
at Kentucky	57-84
at LSU (#13)	63-65
Tennessee (#22)	83-80
Alabama (#12) (ESPN)	81-57
Florida (#1) (FSN)	66-91
at Arkansas	57-65
at Alabama (#25) (FSN)	86-77
at Ole Miss	79-83
vs. Georgia*	65-80
2007-08	
vs. George Washington (SS)	74-70
vs. West Virginia (ESPN2)	59-88
vs. Southern (CSS)	71-63
Alabama A&M (CSS)	67-56
Towson (CSS)	79-59
Texas A&M-C.C. (CSS)	76-58
Xavier (FSN)	57-80
Arkansas (ESPN2)	70-76
at Florida	56-72
Ole Miss (#15) (FSN)	80-77
at Alabama	77-97
at Vanderbilt (#18) (FSN)	71-78
Kentucky	63-66
Mississippi State	64-83
at Ole Miss (FSN)	90-78
Alabama (CBS)	88-76
South Carolina (FSN)	63-69
at Arkansas (ESPN Classic)	64-77
vs. Vanderbilt* (#17)	82-93

*SEC Tournament
+NCAA Tournament
@National Invitation Tournament
(National Rankings in parenthesis)
(Bold -- Games won by Auburn)

Television Summary

Total TV Appearances: 373 (184-189, .493)
Conference Syndication: 181 (74-107, .409)
ESPN: 39 (17-22, .436)
ESPN2: 3 (1-2, .333)
ESPN Classic: 1 (0-1, .000)
CBS: 25 (12-13, .480)
FSN South: 47 (27-20, .574)
SportsSouth: 1 (1-0, 1.000)
USA: 8 (5-3, .625)
Independent: 12 (7-5, .583)
NBC: 6 (2-4, .333)
College Sports Southeast: 18 (18-0, 1.000)
Comcast: 20 (15-5, .750)
CSTV: 1 (0-1, .000)
WTBS: 4 (3-1, .750)
ABC: 3 (1-2, .333)
SportsChannel: 2 (1-1, .500)
Sunshine Network: 2 (0-2, .000)

Home Games on TV: 154 (95-59, .617)
Away Games on TV: 113 (32-81, .283)
Neutral Games on TV: 86 (43-43, .500)

Auburn fans storm the court for the first time in Beard-Eaves-Memorial Coliseum history as Wesley Person hit a three-point basket out of the left corner with :02 left to give the Tigers an 81-80 victory over the 13th-ranked Arkansas. Auburn had trailed by 16 points with 7:57 remaining in the game.



SEC BASKETBALL CHAMPIONS 1960



1960 SEC CHAMPIONS

(L-R Sitting): Head Coach Joel Eaves, Manager Jerry Hart, Bayward McManus, Ray Groover, George Cochran, Jimmy DeVenney, Manager Bob Mays, Asst. Coach Bill Lynn. (L-R Standing): Bill Ross, Terry Hinote, David Vaughn, John Helmlinger, Leon Posey, Jorge Haeussler, Jimmy Fibbe, Porter Gilbert, Captain Henry Hart.



1985 SEC TOURNAMENT CHAMPIONS

(L-R Sitting): Terrance Howard, Rodney Tucker, Gerald White, Johnny Lynn, Frank Ford, Gary Godfrey, Vern Strickland; (Middle Row): Rick Stukes (G.A.), Mack McCarthy (Asst. Coach), Sonny Smith (Head Coach), Lawrence Johnson (Asst. Coach), Tevester Anderson (Asst. Coach); (Back Row): Darren Guest, Carey Holland, Chris Morris, Jeff Moore, Chuck Person, Howard Spencer.




AUBURN HOOP HISTORY



1999 SEC CHAMPIONS

Sitting: (l to r): Corey Watkins, Jay Heard, Doc Robinson, Bryant Smith, Reggie Sharp, Scott Pohlman, Charlton Barker. Standing: Abe Smith, Chris Porter, Mack McGadney, Mamadou N'diaye, David Hamilton, Adrian Person, Daymeon Fishback, Adrian Chillist.



AUBURN

2008-09 Outlook
2008-09 Tigers
Coaching Staff
Coliseum
2007-08 Review
Tiger Records
AU Hoop History
Tiger Tracks
Administration