

Table of Contents

2010-11 AUBURN BASKETBALL

Table of Contents	1
2010-11 Schedule.....	2
2010-11 Roster.....	3
Ty Armstrong.....	4-5
Rob Chubb.....	6-7
Chris Denson.....	8-9
Adrian Forbes.....	10-11
Kenny Gabriel.....	12-13
Josh Langford.....	14-15
Andre Malone.....	16-17
Tony Neysmith.....	18-19
Allen Payne.....	20-21
Earnest Ross.....	22-23
Frankie Sullivan.....	24-25
Varez Ward.....	26-27
Tigers Walk-ons.....	28
Head Coach Tony Barbee.....	29-32
Barbee vs. All Foes.....	33
Assistant Coach Tony Madlock.....	34-35
Assistant Coach Randall Dickey.....	36-37
Assistant Coach Milt Wagner.....	38-39
Dir. of BB Operations Mike Babul.....	40
Exec. Dir. of BB Operations Steve Smith.....	41
Basketball Support Staff.....	42-43
Administration.....	44
Auburn ISP Sports Network.....	45
Auburn Basketball from A-Z.....	46-51
2009-10 Box Scores.....	52-62
2009-10 Stats.....	63
2009-10 Scoreboard.....	64
2009-10 Game-by-Game Stats.....	65-66
2009-10 Starting Lineups.....	67
2009-10 SEC Stats.....	68-69
2009-10 All-SEC Teams.....	70
Individual Records.....	71-72
Team Records.....	73
Home Game Records Since 1969.....	74
Career Leaders.....	75-76
Single-Season Leaders.....	77-78
Year-by-Year Leaders.....	79-81
Single-Game Scoring & Rebounding.....	82
1,000-Point Club.....	83-87
Statistical Trends.....	88-90
Single-Season Team Leaders.....	91-92
Win Streaks.....	92
The Last Time.....	93-94
Single-Game Superlatives.....	95

Biggest Wins & Losses.....	95
Year-by-Year Scores.....	96-109
Record vs. Opponents.....	110
Series Scores.....	111-123
Record vs. Conferences.....	124-125
Year-by-Year Record.....	126-127
Coaching Records.....	127
Tournament Participation.....	128
Year-by-Year Tournament Results... ..	129-130
SEC Tournament Results.....	131-132
Southern Conference Results.....	132
NCAA Tournament.....	133-143
National Invitation Tournament.....	144-147
All-Time Lineups.....	148-151
All-Time Lettermen.....	152-155
All-Time Numerical Roster.....	156-157
Overtime Record.....	158
Tigers on Television.....	159-160
SEC Champions.....	161
2011 SEC Tournament.....	162
All-Time SEC Standings.....	163
All-Americans.....	164-165
All-SEC.....	166
All-Century Team.....	167
Honors & Awards.....	168-171
Retired Jerseys.....	172

2010-11 Quick Facts

General Information

School	Auburn University
Location	Auburn, Alabama
Founded	October 1, 1856
Enrollment	24,602
Colors	Burnt Orange and Navy Blue
Nickname	Tigers
Conference	Southeastern (Western Division)
Arena ...	Beard-Eaves-Memorial Coliseum (10,500)
President.....	Dr. Jay Gogue (Auburn '69)
Faculty Chairman of Athletics	Dr. Mary Boudreaux (LSU '79)
Athletic Director ...	Jay Jacobs (Auburn '85)
Head Coach	Tony Barbee (UMass '93)
Record at Auburn	First year
Overall Record	82-52 (.612), 4 years
Assistant Coach:.....	Tony Madlock (Memphis '91)
Assistant Coach.....	Randall Dickey (Ouachita Baptist '83)
Assistant Coach:.....	Milt Wagner (Louisville/Memphis '04)
Executive Dir. of Basketball:	Steve Smith (UMass '81)
Dir. Basketball Operations:	Mike Babul (UMass '00)
2009-10 Auburn Record	15-17 Overall
	6-10 SEC (t-4th, Western Division)
Media Relations Contact for Basketball	Chuck Gallina (Auburn '92)
	Office (334) 844-9800
	Home (334) 502-0929



Auburn University is an equal opportunity educational institution/employer.



Auburn Arena

2010-11 Schedule

DATE	OPPONENT	SITE	TIME*
NOVEMBER			
3 (Wednesday)	West Alabama (exh.)	AUBURN ARENA	7 pm
8 (Monday)	Columbus State (exh.)	AUBURN ARENA	7 pm
12 (Friday)	UNC-ASHEVILLE	AUBURN ARENA	8 pm
19 (Friday)	(1) SAMFORD	AUBURN ARENA	7:30 pm
20 (Saturday)	(1) CAMPBELL	AUBURN ARENA	4:30 pm
21 (Sunday)	(1) MIDDLE TENNESSEE STATE (CSS)	AUBURN ARENA	5 pm
27 (Saturday)	JACKSONVILLE	AUBURN ARENA	7 pm
30 (Tuesday)	GEORGIA SOUTHWESTERN	AUBURN ARENA	7 pm
DECEMBER			
5 (Sunday)	ARKANSAS-PINE BLUFF	AUBURN ARENA	2 pm
11 (Saturday)	(2) Rutgers (ESPN2)	Pittsburgh, PA (Consol Energy Center)	11:30 am
15 (Wednesday)	at South Florida (ESPNU)	Tampa, FL (Sun Dome)	8 pm
18 (Saturday)	PRESBYTERIAN COLLEGE	AUBURN ARENA	7 pm
21 (Tuesday)	USC-UPSTATE	AUBURN ARENA	7 pm
29 (Wednesday)	GEORGIA SOUTHERN	AUBURN ARENA	7 pm
31 (Friday)	GRAMBLING	AUBURN ARENA	4 pm
JANUARY			
3 (Monday)	FLORIDA STATE (FSN)	AUBURN ARENA	7 pm
8 (Saturday)	LSU (FSN)	AUBURN ARENA	5 pm
11 (Tuesday)	at Kentucky (ESPNU)	Lexington, KY (Rupp Arena)	6 pm
16 (Sunday)	at Mississippi State (FSN)	Starkville, MS (Humphrey Coliseum)	1 pm
20 (Thursday)	FLORIDA (ESPN or ESPN2)	AUBURN ARENA	6 pm
22 (Saturday)	ALABAMA (CSS)	AUBURN ARENA	5 pm
25 (Tuesday)	at Arkansas (ESPNU)	Fayetteville, AR (Bud Walton Arena)	8 pm
29 (Saturday)	at South Carolina (SECN)	Columbia, SC (Colonial Life Arena)	12:30 pm
FEBRUARY			
3 (Thursday)	TENNESSEE (ESPN or ESPN2)	AUBURN ARENA	8 pm
5 (Saturday)	at Georgia (SECN)	Athens, GA (Stegeman Coliseum)	12:30 pm
12 (Saturday)	MISSISSIPPI STATE (FSN)	AUBURN ARENA	6 pm
16 (Wednesday)	at Ole Miss (SECN)	Oxford, MS (C.M. "Tad" Smith Coliseum)	7 pm
19 (Saturday)	VANDERBILT (SECN)	AUBURN ARENA	3 pm
23 (Wednesday)	at Alabama (SECN)	Tuscaloosa, AL (Coleman Coliseum)	7 pm
26 (Saturday)	ARKANSAS (SECN)	AUBURN ARENA	12:30 pm
MARCH			
2 (Wednesday)	OLE MISS (SECN)	AUBURN ARENA	7 pm
5 (Saturday)	at LSU (FSN)	Baton Rouge, LA (Maravich Assembly Center)	6 pm
10-13 (Thursday-Sunday)	SEC Tournament (SECNet/ABC)	Atlanta, GA (Georgia Dome)	TBA
(1) Global Sports Hoops Showcase (Auburn, AL)			
(2) SEC-Big East Invitational			
* All Times are Central Standard			
NCAA 1st Round			
March 15	Dayton, OH (University of Dayton Arena)		
NCAA 2nd/3rd Rounds			
March 17 & 19	Denver, CO (Pepsi Center) Tampa, FL (St. Pete Times Forum) Tucson, AZ (McKale Center) Washington, DC (Verizon Center)	March 18 & 20	Charlotte, NC (Time Warner Cable Arena) Chicago, IL (United Center) Cleveland, OH (Quicken Loans Arena) Tulsa, OK (BOK Center)
NCAA Regionals			
March 24 & 26	West Regional: Anaheim, CA (Honda Center) Southeast Regional: New Orleans, LA (New Orleans Arena)	March 25 & 27	East Regional: Newark, NJ (Prudential Center) Southwest Regional: San Antonio, TX (Alamodome)
NCAA Final Four			
April 2 & 4	Houston, TX (Reliant Stadium)		

Numerical Roster

No.	Name	Pos.	Ht.	Wt.	Cl.	Exp.	Hometown	Previous School
0	Josh Langford	G	6-7	207	Fr.	HS	Huntsville, AL	Lee
1	Andre Malone	G	6-5	210	So.	1L	Atlanta, GA	South Atlanta
2	Allen Payne	F	6-6	205	Fr.	HS	Cincinnati, OH	Winton Woods
3	Chris Denson	G	6-2	180	Fr.	HS	Columbus, GA	Shaw
5	Ty Armstrong	F	6-9	220	So.	1L	Melbourne, FL	Florida Air Academy
11	Josh Wallace*	G	5-10	160	So.	1L	Pensacola, FL	Booker T. Washington
15	Tony Neysmith	G	6-5	205	Jr.	1L	Norcross, GA	Oklahoma
20	Frankie Sullivan	G	6-1	195	Jr.	2L	Uniontown, AL	R.C. Hatch
22	Kenny Gabriel	F	6-8	190	Jr.	1L	Charlotte, NC	Paris J.C., TX
24	T.J. Rice*	G	5-9	160	Fr.	HS	Alpharetta, GA	Alpharetta
25	Jake Drum*	F	6-5	215	Jr.	2L	Hoover, AL	Spain Park
33	Earnest Ross	G	6-5	215	So.	1L	Cary, NC	Panther Creek
40	Doug Merrell*	F	6-9	205	Sr.	HS	Birmingham, AL	Vestavia Hills
41	Rob Chubb	C	6-10	222	So.	1L	Peachtree City, GA	Montverde Academy, FL
44	Dylan Spencer*	G	6-4	190	So.	1L	Birmingham, AL	Vestavia Hills
45	Adrian Forbes	F	6-8	230	Jr.	JC	Spanish Town, Jamaica	Trinity Valley CC, TX
50	Varez Ward	G	6-2	192	So.	TR	Montgomery, AL	Texas

* walk-on

Alphabetical Roster

No.	Name	Pos.	Ht.	Wt.	Cl.	Exp.	Hometown	High School/JC
5	Ty Armstrong	F	6-9	220	So.	1L	Melbourne, FL	Florida Air Academy
41	Rob Chubb	C	6-10	222	So.	1L	Peachtree City, GA	Montverde Academy, FL
3	Chris Denson	G	6-2	180	Fr.	HS	Columbus, GA	Shaw
25	Jake Drum*	F	6-5	215	Jr.	2L	Hoover, AL	Spain Park
45	Adrian Forbes	F	6-8	230	Jr.	JC	Spanish Town, Jamaica	Trinity Valley CC, TX
22	Kenny Gabriel	F	6-8	190	Jr.	1L	Charlotte, NC	Paris J.C., TX
0	Josh Langford	G	6-7	207	Fr.	HS	Huntsville, AL	Lee
1	Andre Malone	G	6-5	210	So.	1L	Atlanta, GA	South Atlanta
40	Doug Merrell*	F	6-9	205	Sr.	HS	Birmingham, AL	Vestavia Hills
15	Tony Neysmith	G	6-5	205	Jr.	1L	Norcross, GA	Oklahoma
2	Allen Payne	F	6-6	205	Fr.	HS	Cincinnati, OH	Winton Woods
24	T.J. Rice*	G	5-9	160	Fr.	HS	Alpharetta, GA	Alpharetta
33	Earnest Ross	G	6-5	215	So.	1L	Cary, NC	Panther Creek
44	Dylan Spencer*	G	6-4	190	So.	1L	Birmingham, AL	Vestavia Hills
20	Frankie Sullivan	G	6-1	195	Jr.	2L	Uniontown, AL	R.C. Hatch
11	Josh Wallace*	G	5-10	160	So.	1L	Pensacola, FL	Booker T. Washington
50	Varez Ward	G	6-2	192	So.	TR	Montgomery, AL	Texas

* walk-on

Head Coach: Tony Barbee (UMass '93)

Assistant Coaches: Tony Madlock (Memphis '91), Randall Dickey (Ouachita Baptist '83),
Milt Wagner (Louisville/Memphis '04)

Executive Director of Basketball: Steve Smith (UMass '81)

Dir. of Basketball Operations: Mike Babul
(UMass '00)

Video Coordinator: Nathaniel Root (Memphis '03)

Administrative Asst.: Corey Speights (UTEP '08)

PRONUNCIATION CHART

Tony Neysmith..... NAY - smith

Varez Ward..... VUH - rez

Mike Babul..... BAY - bull



2009-10 (Freshman): Averaged 2.0 points and 1.6 rebounds in 6.6 minutes per game ... played in 30 games ... shot 52.2 percent from the field ... 8 points and 12 rebounds (10 offensive) at Alabama A&M ... 7 points and 2 rebounds vs. Charleston Southern ... 6 points in 6 minutes vs. #18 Ole Miss ... 5 points and 4 rebounds in 16 minutes at Florida ... 6 points in 11 minutes vs. West Georgia.

HIGH SCHOOL AND PERSONAL DATA: Averaged 13 points as a senior at Florida Air Academy in Melbourne, Fla., for coach Aubin Goporo in 2008-09 ... Florida Air lost to Arlington Country Day High 52-45 in the Region finals .. District 2A Champions ... played at Eastside High in Gainesville, Fla., for coach Herman Williams as a sophomore and junior ... played junior varsity as a sophomore and varsity as a junior ... competitive swimmer in grade school ... full name is Tyllisman Shakir Armstrong ... born Mar. 15, 1991, in Los Angeles, Calif. ... majoring in Business Management ... son of Davia Shannon and Greg Armstrong ... his mom is 6-foot-4 and played basketball at the University of San Francisco ... signed national letter of intent on April 29, 2009.

**All-Time Tigers
Who Have Worn No 5**

- Kelvin Lewis (2007)**
- Jamison Brewer (2000-01)**
- Clifton Robinson (1998)**
- Derek Caldwell (1995-97)**
- Jim Duce (1980)**

Ty Armstrong 5

6-9 • 220

Fr. • Forward


Melbourne, FL

Florida Air Academy



Armstrong's Statistics

	G-GS	MIN-Avg.	FG-A	Pct.	3FG-A	Pct.	FT-FTA	Pct.	REB-Avg.	PF-FO	A	TO	BK	ST	PTS	Avg.
2009-10	30-0	197-6.6	24-46	.522	0-0	.000	11-22	.500	48-1.6	29-0	4	13	7	2	59	2.0



2009-10 (Freshman): Averaged 1.3 points and 1.6 rebounds in 3.7 minutes per game ... played in 7 games ... shot 57.1 percent from the field ... 4 points, 8 rebounds and 1 assist in 8 minutes vs. High Point went 2-of-4 from the field vs. High Points and 6 of his 8 rebounds were on the defensive end ... 2 points and 3 rebounds in 9 minutes at Alabama A&M ... 2 points in 4 minutes vs. Georgia Southern ... 1 point vs. West Georgia ... played in two SEC games, 2 minutes vs. Georgia and 1 minute at Vanderbilt.

HIGH SCHOOL AND PERSONAL DATA: Averaged 10.1 points, 7.2 rebounds and 1.2 blocks as a senior at Montverde (Fla.) Academy for coach Kevin Sutton in 2008-09 ... named All-Region as a junior while averaging 14 points, 10 rebounds and 5 blocks per game at McIntosh High School in Peachtree City, Ga., under coach Jason Eisele ... had 125 blocks as a junior ... scored 24 points vs. Westlake as a junior ... full name is Robert Shuman Chubb ... born Jan. 24, 1991, in Peachtree City, Ga. ... majoring in Business ... son of Rob and Bree Chubb ... signed national letter of intent on Nov. 12, 2008.

All-Time Tigers Who Have Worn No. 41

Alvin Jefferson (1996-97)
Aubrey Wiley (1992-94)
Benny Anthony (1977-80)
Emmett Thomas (1974-76)
Albert Johnson (1972-73)
Mike Poole (1971)
Mike Scott (1969)
Ronnie Quick (1966-67)
Billy Ingram (1962-63)

Robb Chubb 41

6-10 • 222

Soph. • Center


Peachtree City, GA

Montverde Academy, FL



Chubb's Statistics

	G-GS	MIN-Avg.	FG-A	Pct.	3FG-A	Pct.	FT-FTA	Pct.	REB-Avg.	PF-FO	A	TO	BK	ST	PTS	Avg.
2009-10	7-0	26-3.7	4-7	.571	0-0	.000	1-4	.250	11-1.6	6-0	1	4	0	0	9	1.3



2009-10 (Freshman): Left-handed ... very athletic ... will add much needed depth in the backcourt.

HIGH SCHOOL AND PERSONAL DATA: Averaged 24.3 points, 4.7 rebounds, 4.1 assists and 2.5 steals as a senior at Columbus (Ga.) Shaw High School under coach Terry White in 2009-10 ... a McDonald's All-American nominee ... first-team All-State selection as a senior ... averaged 13.9 points as a junior ... drove to the basket at will and finished with a game-high 38 points vs. Liberty County in the Class AAA state tournament in 2010 ... helped Shaw advance to the state playoffs all four years, including an Elite Eight appearance as a freshman, Sweet 16 as a sophomore and then losing a first round heartbreaker as a junior in 2009 when Shaw finished 23-8 ... full name is Christopher Tyler Denson ... born Sept. 17, 1991, in Columbus, Ga. ... undecided on major ... son of Donna and Chris Denson Sr. ... signed national letter of intent on May 19, 2010.

All-Time Tigers Who Have Worn No. 3


- Josh Dollard (2006-07)
- Ian Young (2004-05)
- Marquis Daniels (2000-03)
- Reggie Sharp (1999)
- Earnest Brown (1996-097)
- Jim Costner (1994-95)
- Champ Wrencher (1990-92)
- Kirt Hankton (1989)
- Byron Henson (1980-83)
- Taylor Hart (1948-50)

A black and white photograph of a basketball player, Chris Denson, in mid-air performing a dunk. He is wearing a white jersey with the number 3 and the word 'DURHAM' partially visible. He has tattoos on his arms. The basketball hoop and net are visible at the top of the frame. The background is a blurred crowd of spectators.

Chris Denson 3

6-2 • 180
Fr. • Guard
Columbus, GA
Shaw





2009-10 (Junior): Athletic interior player ... will bring toughness and some rebounding along the frontline.

JUNIOR COLLEGE, HIGH SCHOOL AND PERSONAL DATA: Averaged 8 points and 7 rebounds as a sophomore at Trinity Valley Community College in Athens, Texas, under coach Pat Smith in 2009-10 ... was ranked as the No. 10 overall junior college player in the country by Rivals' JUCO Junction on Nov. 12, 2009 ... averaged 6.3 points and 5.4 rebounds as a freshman at Trinity Valley CC in 2008-09 ... played for the Jamaican National Team during the summer of 2009 ... was awarded the NJCAA Leaders for Life Student Athlete Award on Jan. 20, 2010 ... this award goes to outstanding athletes at the junior college level who represent their school and community with integrity, responsibility and respect ... averaged 21 points and 13 rebounds at St. Jago High School in Jamaica as a senior in 2005-06 under coach Kevin Vassel ... two-time MVP of St. Jago High team ... full name is Adrian Alcino Forbes ... born May 25, 1988, in Spanish Town, Jamaica. ... majoring in Marketing ... son of Everard Forbes and Elaine Jackson ... signed national letter of intent on Nov. 12, 2009.

**All-Time Tigers
Who Have Worn No 45**

- Kyle Derozan (2005)
- Adrian Person (1999)
- Jeremy Beasley (1997-98)
- Chuck Simms (1990-91)
- *Chuck Person (1983-86)
- Bobby Cattage (1978-81)
- *Retired Jersey



Adrian Forbes


45

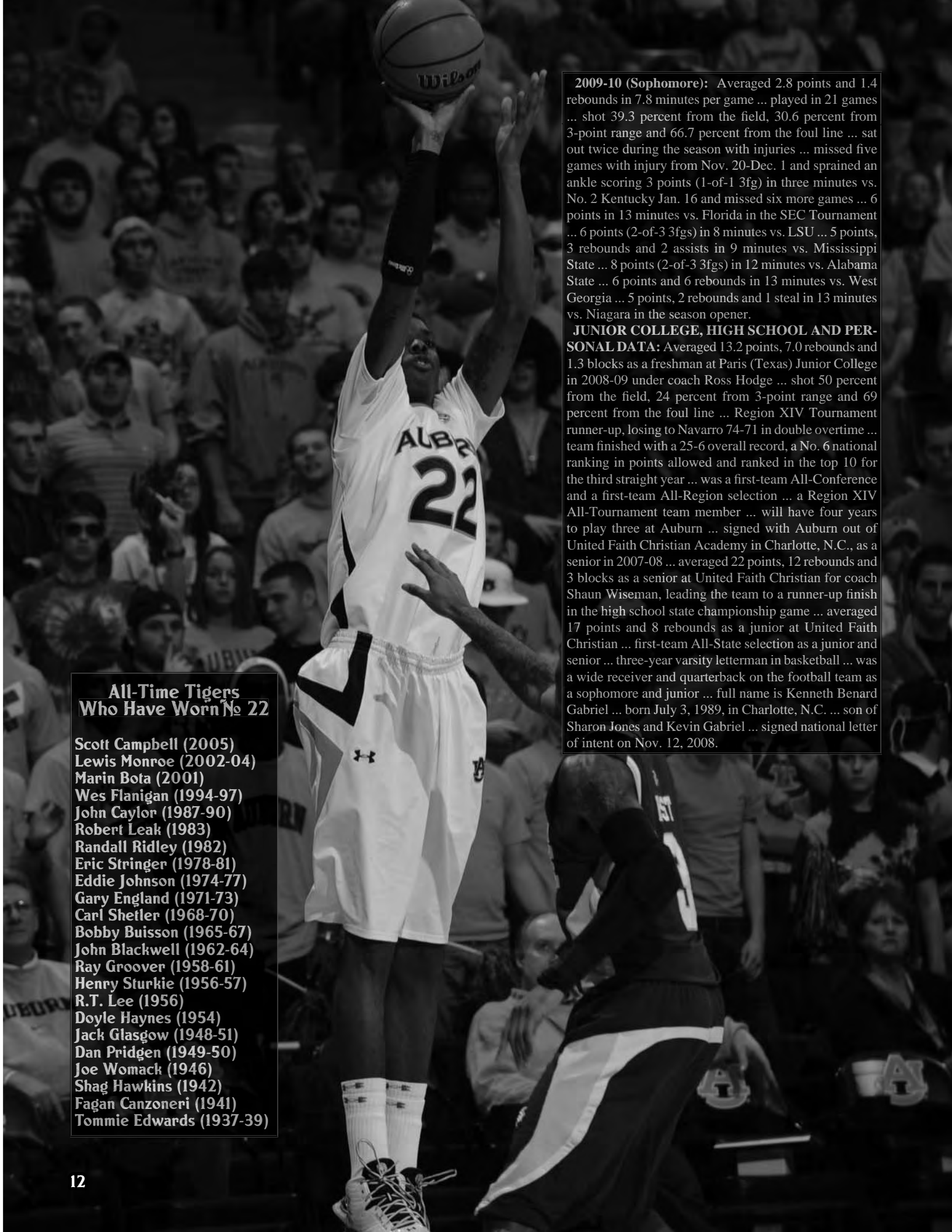
6-8 • 230

Jr. • Forward

Spanish Town, Jamaica

Trinity Valley CC, TX





**All-Time Tigers
Who Have Worn No. 22**

- Scott Campbell (2005)
- Lewis Monroe (2002-04)
- Marin Bota (2001)
- Wes Flanigan (1994-97)
- John Caylor (1987-90)
- Robert Leak (1983)
- Randall Ridley (1982)
- Eric Stringer (1978-81)
- Eddie Johnson (1974-77)
- Gary England (1971-73)
- Carl Shetler (1968-70)
- Bobby Buisson (1965-67)
- John Blackwell (1962-64)
- Ray Groover (1958-61)
- Henry Sturkie (1956-57)
- R.T. Lee (1956)
- Doyle Haynes (1954)
- Jack Glasgow (1948-51)
- Dan Pridgen (1949-50)
- Joe Womack (1946)
- Shag Hawkins (1942)
- Fagan Canzoneri (1941)
- Tommie Edwards (1937-39)

2009-10 (Sophomore): Averaged 2.8 points and 1.4 rebounds in 7.8 minutes per game ... played in 21 games ... shot 39.3 percent from the field, 30.6 percent from 3-point range and 66.7 percent from the foul line ... sat out twice during the season with injuries ... missed five games with injury from Nov. 20-Dec. 1 and sprained an ankle scoring 3 points (1-of-1 3fg) in three minutes vs. No. 2 Kentucky Jan. 16 and missed six more games ... 6 points in 13 minutes vs. Florida in the SEC Tournament ... 6 points (2-of-3 3fgs) in 8 minutes vs. LSU ... 5 points, 3 rebounds and 2 assists in 9 minutes vs. Mississippi State ... 8 points (2-of-3 3fgs) in 12 minutes vs. Alabama State ... 6 points and 6 rebounds in 13 minutes vs. West Georgia ... 5 points, 2 rebounds and 1 steal in 13 minutes vs. Niagara in the season opener.

JUNIOR COLLEGE, HIGH SCHOOL AND PERSONAL DATA: Averaged 13.2 points, 7.0 rebounds and 1.3 blocks as a freshman at Paris (Texas) Junior College in 2008-09 under coach Ross Hodge ... shot 50 percent from the field, 24 percent from 3-point range and 69 percent from the foul line ... Region XIV Tournament runner-up, losing to Navarro 74-71 in double overtime ... team finished with a 25-6 overall record, a No. 6 national ranking in points allowed and ranked in the top 10 for the third straight year ... was a first-team All-Conference and a first-team All-Region selection ... a Region XIV All-Tournament team member ... will have four years to play three at Auburn ... signed with Auburn out of United Faith Christian Academy in Charlotte, N.C., as a senior in 2007-08 ... averaged 22 points, 12 rebounds and 3 blocks as a senior at United Faith Christian for coach Shaun Wiseman, leading the team to a runner-up finish in the high school state championship game ... averaged 17 points and 8 rebounds as a junior at United Faith Christian ... first-team All-State selection as a junior and senior ... three-year varsity letterman in basketball ... was a wide receiver and quarterback on the football team as a sophomore and junior ... full name is Kenneth Benard Gabriel ... born July 3, 1989, in Charlotte, N.C. ... son of Sharon Jones and Kevin Gabriel ... signed national letter of intent on Nov. 12, 2008.

Kenny Gabriel


22

6-8 • 190

Jr. • Forward

Charlotte, NC

Paris JC, TX



Gabriel's Statistics

	G-GS	MIN-Avg.	FG-A	Pct.	3FG-A	Pct.	FT-FTA	Pct.	REB-Avg.	PF-FO	A	TO	BK	ST	PTS	Avg.
2009-10	21-0	164-7.8	22-56	.393	11-36	.306	4-6	.667	29-1.4	18-0	2	9	6	3	59	2.8



**All-Time Tigers
Who Have Worn No. 0**


Josh Langford (2009-10)


2009-10 (Freshman): Very explosive player athletically ... excellent offensive skills to play on the perimeter ... excellent ballhandler and shooter ... has the ability to make plays off the dribble ... possesses a 39 inch vertical jump.

HIGH SCHOOL AND PERSONAL DATA: The state of Alabama's No. 1 ranked player coming out of Huntsville (Ala.) Lee High School in 2010 where he played under coach Greg Brown ... ranked No. 1 on the final 2010 *Birmingham News* Boys Super Seniors list ... was named the Alabama MVP in the annual Alabama-Mississippi All-Star Classic in March 2010 after scoring a game-high 25 points to go along with 9 rebounds while making 11-of-17 shots from the field ... averaged 22 points and 13 rebounds on the season in leading Lee High School to the Class 5A State Championship as a senior in 2009-10 ... had a double-double with 15 points and 10 rebounds in the championship game as he led the Lee Generals to their first state title since 1968 as the team finished 25-10 on the season ... totaled 23 points, 8 rebounds, 4 assists, 3 steals and 2 blocks to lead Lee to a 74-57 victory over No. 1 Butler High in the Class 5A Northwest Regional final ... scored 31 points, including 5 in the last 1:08, in a 68-66 win over Sparkman in the championship game of the 27th annual *Huntsville Times* Classic, averaging 23.7 points in the four-game holiday tournament ... totaled 24 points, 11 rebounds and 3 fourth quarter blocks in a 74-74 win over Hazel Green ... signed with Auburn over West Virginia, Louisville, Clemson, Alabama, Georgia and Ole Miss ... he is the first No. 1 player in the state of Alabama that has signed with Auburn since Selma High School's Doc Robinson signed on Nov. 13, 1995 ... Robinson became a first-team All-American point guard who helped Auburn to the 1999 SEC Championship and a 29-4 record, a state of Alabama Div. I record for wins ... full name is Joshua Anison Lee Langford ... born May 8, 1992, in Louisville, Ky. ... major undeclared ... son of Brenda and Anison Fletcher ... he is the first player in Auburn history to wear No. 0 although three other Tigers have worn No. 00.

Josh Langford 0

6-7 • 207
Fr. • Forward
Huntsville, AL
Lee





2009-10 (Freshman): Averaged 2.7 points and 1.9 rebounds in 10.7 minutes per game ... played in 31 games ... shot 33 percent from the field, 21 percent from 3-point range and 54 percent from the foul line ... sent the game at Arkansas into overtime with a layin with 1.6 seconds left ... 6 points, a career-high 9 rebounds and 3 steals in 24 minutes vs. No. 2 Kentucky ... 11 points (3-3 3fgs) and 4 rebounds vs. Georgia Southern ... 10 points and 3 rebounds at Alabama A&M ... 8 points and 2 rebounds in 24 minutes vs. Niagara ... 8 points, 3 rebounds and 1 assist in 19 minutes vs. Alabama State ... 7 points and 4 rebounds in 10 minutes vs. Troy.

HIGH SCHOOL AND PERSONAL DATA: First-team Class AAA All-State selection for three straight years in his sophomore, junior and senior seasons ... was a third-team Class 4A selection as a freshman ... rated as the 19th best shooting guard in the country by Rivals.com and the 74th best player overall ... averaged 20 points, 5 rebounds, 4.1 assists and 3 steals as a senior at South Atlanta High in 2008-09 under coach Michael Reddick ... shot 31 percent from 3-point range and 76 percent from the foul line ... led South Atlanta to the Class AAA State Championship, beating Westover 81-62 in the title game ... scored a game-high 24 points in the South team's win in the Georgia North-South All-Star Basketball Game ... averaged 16.6 points, 9.0 rebounds, 2.9 steals and 2.1 assists as a junior at North Clayton High in College Park, Ga. ... averaged 22 points as a sophomore ... outstanding baseball player who was nearly drafted by the Kansas City Royals out of high school ... full name is Andre Deion Malone ... born Jan. 14, 1991, in Riverdale, Ga. ... undecided on major ... son of Sheilah and Joe Malone ... signed national letter of intent on Nov. 12, 2008.

All-Time Tigers Who Have Worn No. 1

Korvotney Barber (2009)
Frank Tolbert (2005-06)

Andre Malone

1

6-5 • 210
Soph. • Guard
Atlanta, GA
South Atlanta



Malone's Statistics

	G-GS	MIN-Avg.	FG-A	Pct.	3FG-A	Pct.	FT-FTA	Pct.	REB-Avg.	PF-FO	A	TO	BK	ST	PTS	Avg.	
2009-10	31-0	33.1	10.7	33-100	.330	12-58	.207	7-13	.538	60-1.9	23-0	6	9	2	13	85	2.7

2009-10 (Sophomore): Averaged 0.1 points and 0.8 rebounds in 4.4 minutes per game ... played in 22 games ... shot 1-of-5 from the field and 1-of-4 from the foul line ... 2 points and 1 rebound at Florida State ... 1 point and 1 rebound in a season-high 12 minutes vs. High Point.

2008-09 (Sophomore): Sat out the 2008-09 season as a redshirt after transferring from the University of Oklahoma following his freshman season in 2007-08.

2007-08 (Freshman): Averaged 0.5 points and 0.6 rebounds while shooting 40 percent from the field for Oklahoma under coach Jeff Capel as the Sooners went 23-12 (9-7 Big 12) and reached the NCAA Tournament second round ... played in 22 games, starting four ... the Sooners went 3-1 in the four consecutive games he started from Feb. 13-23 vs. Iowa State, at Texas Tech, at Baylor and at Texas ... scored 4 points and had 2 rebounds in 8 minutes in his first career start vs. Iowa State ... 2 points each at Texas Tech and Alcorn State ... 2 points, 2 steals and an assist and a rebound in 14 minutes vs. Mount St. Mary's ... played double figure minutes five times.

HIGH SCHOOL AND PERSONAL DATA: Ranked as the nation's No. 100 high school recruit in 2007 by Rivals.com as he was an honorable mention all-state selection as a senior at Norcross (Ga.) High School ... led Norcross to the Class 5A state title in 2007 and a No. 12 final *USA Today* national ranking by averaging 10.7 points, 5.1 rebounds and 3.6 assists ... started every game as a junior when he averaged 9.5 points, 5.3 rebounds, 3.5 assists and 1.8 steals in helping the team to a 28-4 record ... high school teammates of former Kentucky All-SEC Jodie Meeks, Georgia Tech's Gani Lawal, Florida State's Jordan DeMercy and Fordham's Brenton Butler ... full name is Horace Antonio Neysmith ... born May 23, 1988, in Kissimmee, Fla. ... son of Horace and Sylvia Neysmith ... signed a financial aid agreement on May 9, 2008.

All-Time Tigers Who Have Worn No 15

Brett Howell (2005-06)
Danny Wicke (2003)
Jimbo Tolbert (mgr.) (2000)
Lance Weems (1993-96)
Leonard Smith (1992)
Larry Patrick (1990-91)
Kelvin Ardister (1989)
Frank Ford (1984-87)
Kyl e Anderson (1983)
Thad Burgess (1979)
Ted Henderson (1976-77)
Paul Seymour (1975)
Rex Howell (1983)
*John Mengelt (1969-71)
Alex Howell (1966-68)
Tim Pearson (1963-65)
Tommy Henderson (1959)
Terry Chandler (1956-58)
Robert Burgess (1955)
Bill Fickling (1952-54)
George Hill (1949-51)
Jack Powell (1946)
*Retired Jersey

Tony Neysmith

15

6-5 • 205
 Soph. • Guard
 Norcross, GA
 Oklahoma



Neysmith's Statistics

	G-GS	MIN-Avg.	FG-A	Pct.	3FG-A	Pct.	FT-FTA	Pct.	REB-Avg.	PF-FO	A	TO	BK	ST	PTS	Avg.
2007-08*	22-4	129-5.9	4-10	.400	0-2	.000	2-6	.333	14-0.6	5-0	5	11	1	7	10	0.5
2009-10	22-0	97-4.4	1-5	.200	0-1	.000	1-4	.250	17-0.8	16-0	10	20	0	4	3	0.1
Total	44-4	226-5.1	5-15	.333	0-3	.000	3-10	.300	31-0.7	21-0	15	31	1	11	13	0.3

* freshman season at Oklahoma



**All-Time Tigers
Who Have Worn No. 2**

Archie Miaway (2007)
Daniel Hayles (2005-06)
Abdou Diame (2001)


2009-10 (Freshman): Left-handed ... a versatile player who can play both inside and outside because of his length ... very similar to fellow freshman Josh Langford with his inside-outside game and size.


HIGH SCHOOL AND PERSONAL DATA: Averaged 18 points and 7 rebounds as a senior for Winton Woods High School under coach Donnie Gillespie II ... named second-team All-State as a senior ... three-time All-City selection as a sophomore, junior and senior ... four-time first-team All-FAVC selection ... three-time team MVP ... all-time leading rebounder at Winton Woods High with 646 rebounds ... scored a season high 33 points vs. Hamilton High ... scored 25 points twice in the month of January 2010 against Western Hills and Glen Este ... 18 points and 6 rebounds vs. Garfield Heights ... averaged 15 points and 8 rebounds as a junior ... full name is Allen Emmanuel Payne ... born Nov. 23, 1991, in Forest Park, Ohio ... majoring in Business Administration ... son of Nichelle Payne and Bobby Jones ... his father played basketball at VMI ... signed national letter of intent on Nov. 16, 2009.

A black and white action photograph of a basketball player, Allen Payne, in mid-air. He is wearing a white jersey with "AUBURN" and the number "2" on it. He is holding a basketball with both hands above his head, looking up towards the hoop. A defender in a dark jersey is jumping to block him. In the background, another player in a white jersey is visible, and a player in a dark jersey with "COLUMBUS STATE" and the number "2" is also present. The basketball hoop and net are visible at the top of the frame.

Allen Payne 2

6-6 • 205
Fr. • Forward
Cincinnati, OH
Winton Woods





2009-10 (Freshman): Averaged 2.8 points and 3.0 rebounds in 13.4 minutes per game ... shot 28 percent from the field, 22 percent from 3-point range and 64 percent from the foul line ... as a starter, averaged 7.9 points in 24.4 minutes last year while only averaging 1.2 points in 9.7 minutes coming off the bench ... started 8 of 32 games, including the first seven games of the season in place of injured Tay Waller ... also started vs. LSU on Feb. 27, totaling 6 points, 6 rebounds, 4 steals and 2 assists in 29 minutes ... totaled 16 points (3-of-4 3fgs), 4 rebounds and 3 steals vs. IUPUI ... 12 points (2-of-3 3fgs) and 1 block vs. High Point ... 9 points, 6 rebounds, 3 assists and 3 steals vs. UCF ... 5 points and 3 rebounds in 13 minutes at Florida ... 5 points and 3 rebounds vs. Mississippi State ... had a huge offensive rebound with 30 seconds left in the 84-80 win at LSU while also being put in to slow down Tasmin Mitchell, allowing him 7 points in 16 minutes after he had 31 points in the first 24 minutes ... had 7 points, 5 rebounds and 5 steals at Missouri State as a starter in the season opener ... became the first freshman to start a season opener since Quantez Robertson, Josh Dollard and Joey Cameron started the 2005-06 season opener vs. Lipscomb.

HIGH SCHOOL AND PERSONAL DATA: Two-time All-State Class 4A selection as a junior and senior ... averaged 21 points, 6 rebounds and 5 assists as a senior at Panther Creek High School under coach L.J. Hepp ... named Tri-Eight Conference Player of the Year ... leading scorer in the North Carolina vs. South Carolina All-Star Game with 16 points and had a team-high 10 rebounds ... averaged 26 points, 8 rebounds and 5 assists as a junior ... was raised in Chicago but has lived in Washington, Texas, Maryland, Washington, D.C., North Carolina, Hawaii, Illinois, Japan and Guam ... parents both work in communications in the United States Navy ... full name is Earnest Lee Ross Jr. ... born Jan. 27, 1991, in Guam ... majoring in Business and Computer Engineering ... son of Earnest and Toy Sue Miller Ross Sr. ... signed national letter of intent on Nov. 13, 2008.

All-Time Tigers Who Have Worn No. 33

Ronny LeMelle (2004-06)
Donny Calton (2000-03)
Michael Hardin (1992)
John Walker (1988)
Carey Holland (1984-85)
Tim Tipton (1983)
Frank Poindexter (1980-82)
Glen Moon (1974-76)
Dan Kirkland (1971-72)
Wallace Tinker (1967-69)
Jimmy Montgomery (1965-66)
John Salter (1962-63)
Harvey Johnston (1961)
Terry Hinote (1960)
J.B. Bearden (1958)
Gordon Mummert (1952-53)
Bill Dawson (1951)
Bob Dickinson (1938-39)
John Rouche (1937)

Earnest Ross

33

6-5 • 215
Fr. • Guard
Cary, NC
Panther Creek



Ross' Statistics

	G-GS	MIN-Avg.	FG-A	Pct.	3FG-A	Pct.	FT-FTA	Pct.	REB-Avg.	PF-FO	A	TO	BK	ST	PTS	Avg.
2009-10	32-8	428-13.4	31-109	.284	15-68	.221	14-22	.636	97-3.0	44-0	24	26	5	25	91	2.8

2009-10 (Sophomore): Averaged 12.7 points, 3.7 rebounds, 2.0 assists and 1.9 steals in 31.2 minutes per game ... shot 43 percent from the field and team-highs of 37 percent from 3-point range and 85 percent from the foul line ... ranked second in the SEC in free throw pct. and steals ... made his first 27 free throws attempted for the Auburn consecutive made record ... started 30 of 31 games played and missed the LSU game on Feb. 27 with an injury ... scored a career-high 27 points (11-of-18 fgs) vs. Florida in the SEC Tournament ... 22 points (10-10 fts) vs. UCF ... 21 points (6-of-11 3fgs), 4 assists, 2 blocks vs. NC State ... 20 points (4-of-5 3fgs) vs. IUPUI ... 18 points (4-of-7 3fgs) at Arkansas ... 17 points (3-of-6 3fgs) and a career-high 9 rebounds at Florida State ... 17 points and a career-high 6 assists vs. West Georgia ... 16 points vs. Troy, 15 points at No. 9 Tennessee and 15 points vs. No. 2 Kentucky and at LSU ... named the team's Outstanding Defensive Player and the most prestigious award, the Lambert-Eagles Memorial Trophy for Leadership.

2008-09 (Freshman): Averaged 7.6 points, 1.9 rebounds, 1.4 assists and 1.2 steals in only 19.2 minutes ... shot 41 percent from the field, 33 percent from 3-point range and 75 percent from the foul line ... played in 34 games, starting one at Ole Miss on Feb. 4 where he had 12 points and 3 rebounds in 29 minutes ... named SEC Freshman of the Week from Feb. 9-15 for averaging 10.0 points and 3.0 assists vs. Arkansas and Miss. State ... 14 points (3-4 3fgs), 4 rebounds and 4 assists at Miss. State ... 14 points, 4 rebounds and 2 assists in 27 minutes vs. Miss. State ... 23 points (4-6 3fgs) in only 23 minutes as well as 6 steals at #14 Xavier in which he scored 13 straight points in Auburn's comeback from a 22-point deficit at 56-34 with 11:36 left to within 74-68 with 52 seconds remaining ... in Auburn's final five games of the season (2 SEC Tournament & 3 NIT), averaged 9.8 points in 20.4 minutes per game ... 17 points (4-7 3fgs) and 4 rebounds vs. George Washington ... team-high 12 points in 19 minutes vs. Florida in the SEC Tournament ... co-recipient of the team's Sixth-Man Award.

HIGH SCHOOL AND PERSONAL DATA: Averaged 26.7 points, 7.3 rebounds, 3.5 steals and 3.6 assists as a senior for R.C. Hatch High School under coach Homer Davis in earning Alabama Sports Writers Association Class 2A Player of the Year honors in 2008 ... it was the Bobcats' third straight state title in finishing 28-1 and their fifth in six years ... finished 6-year varsity career with more than 4,000 points ... scored a Class 2A state tournament scoring record 51 points in the Alabama Class 2A title game, including 34 in the second half as R.C. Hatch defeated Barbour County 81-69 ... also had 13 rebounds and 5 steals and hit 28-of-31 free throws ... R.C. Hatch trailed by 18 with 2:17 left in the third quarter before Sullivan, the tournament's MVP, scored 22 points in the fourth quarter alone ... in the final 4 minutes, he made 13-of-17 free throws ... totaled 33 points, 10 rebounds and 5 steals in the 71-54 win over White Plains in the Class 2A state semifinals, going 12-of-21 from the field and 7-of-9 from the foul line ... scored 26 points, including 22 in the

All-Time Tigers Who Have Worn No. 20

Danny Wicke (2004)
Mike Springfield (1995-96)
Shawn Stuart (1993-94)
Dustin Hester (1988-90)
Aundrae Davis (1987)
Wayne Bracy (1975-78)
Tim Beavers (1972-74)
Jimmy Walker (1969-71)
Barry Timmerman (1968)
Tee Faircloth (1965-67)
Larry Chapman (1961-64)
Bayward McManus (1958-60)
Byrd Whigham (1954-55)
John Logue (1953)
Dick O'Cain (1946)
Frank Mancini (1940-42)
Ernest Pappas (1937-39)



Frankie Sullivan 20

6-1 • 195
 Jr. • Guard
 Uniontown, AL
 R.C. Hatch

second half in a 76-61 victory over Lanett in the Class 2A Central Regional semifinal ... averaged 18 points, 6.0 rebounds, 6.0 assists and 4.0 steals per game as a junior in 2007-08 ... averaged 22 points per game as a sophomore in 2006-07 ... first played for the varsity as a seventh-grader ... in his six seasons at the varsity level, he won five titles, missing only in his ninth-grade season ... it was the first three-peat in school history for R.C. Hatch which has won 10 of the last 12 state titles as of 2008 ... played under coach Eugene Mason and then Homer Davis ... as a third-grader, he was the junior high team's trainer, then coached by Homer Davis, and would occasionally practice against the junior players when they were short a player ... named Alabama's MVP in the Alabama-Mississippi All-Star game with 27 points leading Alabama to a 101-99 win ... member of the National Honor Society ... full name is Frankie Lee Sullivan Jr. ... born Jan. 28, 1990, in Uniontown, Ala. ... son of Diane and Frankie Sullivan Sr. ... signed national letter of intent on Nov. 14, 2007.



Sullivan's Statistics

	G-GS	MIN-Avg.	FG-A	Pct.	3FG-A	Pct.	FT-FTA	Pct.	REB-Avg.	PF-FO	A	TO	BK	ST	PTS	Avg.
2008-09	34-1	654-19.2	85-210	.405	41-124	.331	46-61	.754	66-1.9	74-0	46	37	4	39	257	7.6
2009-10	31-30	968-31.2	125-290	.431	63-170	.371	80-94	.851	116-3.7	98-6	62	51	7	59	393	12.7
Total	65-31	1622-25.0	210-500	.420	104-294	.354	126-155	.813	182-2.8	172-6	108	88	11	98	650	10.0



**All-Time Tigers
Who Have Worn No. 50**

Doc Robinson (1997-2000)
Dennis Tindle (1976-77)
Ray Woodward (1974-75)

2010-11 (Sophomore): Transferred to Auburn University from Texas and enrolled Fall 2010 ... received a medical redshirt from the year before at Texas because he only played in three games.

2009-10 (Sophomore): Played in and started only the first three games of the season before suffering a season-ending injury ... averaged 6.7 points, 3.0 rebounds, 2.3 assists and 2.3 steals in 23.0 minutes per game ... started all three games he played ... shot 37.5 percent from the field ... 10 points and 3 steals vs. Western Carolina ... 8 points, 4 rebounds, 3 steals and 2 assists vs. Iowa.

2008-09 (Freshman): Played in 32 games, starting one ... came on strong in four postseason games, averaging 9.8 points and 2.3 rebounds and 20.0 minutes while shooting 67 percent (14-of-21) from the field and 73 percent (11-of-15) from the foul line ... averaged 11.5 points and 2.5 assists in 23.5 minutes during two NCAA Tournament games, shooting 75 percent (9-of-12) from the field ... scored a career high 16 points (7-of-8 fgs) in 21 minutes vs. No. 5 Duke in the NCAA Tournament Second Round ... 7 points, 4 assists and 3 rebounds in 26 minutes vs. Minnesota in the NCAA Tournament First Round ... 7 points vs. Baylor in the Big 12 Tournament semifinals ... 9 points, including a stretch of 7 straight for Texas, vs. Kansas State in the Big 12 Tournament quarterfinals ... made his first career start at Arkansas on Jan. 6 ... career high 8 rebounds and 5 points vs. No. 12 Villanova ... 9 points each vs. Kansas State and Oklahoma State ... selected to the Big 12 Commissioner's Honor Rolls (minimum 3.0 GPA) in the Fall 2008 and Spring 2009.

PREP SCHOOL, HIGH SCHOOL AND PERSONAL DATA: Attended one year of prep school at The Patterson School in Lenoir, N.C. under head coach Chris Chaney where he started at point or shooting guard in all 38 games ... ranked as the No. 19 prospect in the country by Scout.com among post-graduate players ... averaged 16 points, 8 rebounds and 8 assists while leading Patterson to a 36-2 record ... Patterson began the year with 35 consecutive wins and was the No. 1 ranked prep school team in the nation for the majority of the 2007-08 season ... 3-year letterwinner and 2-year starter at Jefferson Davis High School in Montgomery, Ala., under head coach Terry Posey ... set the school's career scoring record ... averaged 21 points as a senior leading Jeff Davis to a 34-4 record and a runner-up finish in the Class 6A state championship ... led Jeff Davis to a 36-2 record and the Alabama Class 6A state title as a junior in 2005-06 ... 2-time selection to the state championship all-tournament team as a junior and senior ... 2-time All-Greater Montgomery metro area selection ... helped Jeff Davis to a spot in the Class 6A state championship quarterfinals during his sophomore year ... full name is Kyievarez Ward ... given the nickname Varez by his mom at birth ... born Nov. 11, 1988, in Montgomery, Ala. ... son of Sharon Ward ... began wearing jersey No. 50 in 7th grade after he saw former Auburn All-American guard Doc Robinson (1997-2000) wearing the number ... active community service participant in the Special Olympics program during his year at Patterson.

Varez Ward 50

6-2 • 192
 Soph. • Guard
 Montgomery, AL
 Texas



Ward's Statistics

	G-GS	MIN-Avg.	FG-A	Pct.	3FG-A	Pct.	FT-FTA	Pct.	REB-Avg.	PF-FO	A	TO	BK	ST	PTS	Avg.
2008-09*	32-1	484-15.1	41-104	.394	2-21	.095	50-73	.685	70-2.2	62-3	50	44	9	10	134	4.2
2009-10*	3-3	69-23.0	6-16	.375	1-6	.167	7-14	.500	9-3.0	4-0	7	6	0	7	20	6.7
Total	35-4	553-15.8	47-120	.392	3-27	.111	57-87	.655	79-2.3	66-3	57	50	9	17	154	4.4

* played at the University of Texas

2010-11 Tigers Walk-ons

Josh Wallace

11



5-10 • 160 • So. • Guard

Pensacola, FL • Booker T. Washington

2009-10 (Freshman): Played in 24 games as a backup point guard as a walk-on ... averaged 1.2 points, 1.0 assist and 0.5 rebounds in 7.5 minutes per game ... shot 38 percent from the field, 20 percent from 3-point range and 57 percent from the foul line ... 5 points each vs. Sam Houston State and Alabama State ... 4 points at LSU ... 4 assists and 2 points at Alabama A&M ... 3 points at Florida and vs. Charleston Southern ... season-highs of 14 minutes played vs. both Georgia and High Point.

2008-09 (Freshman): Redshirted ... walked-on to the basketball team for the 2008-09 season.

HIGH SCHOOL AND PERSONAL DATA: On an Engineering scholarship at Auburn ... averaged 16 points and 8 assists as a senior at Booker T. Washington High School under coach Terrance Harris in 2007-08 ... *Pensacola News-Journal* Player of the Year ... named first-team Class 4A All-State ... led BTW to the district championship as a senior ... three-year letterman at Woodham High School in Pensacola, Fla., as a freshman, sophomore and junior ... helped lead Woodham to the district championship as a freshman ... Honor Roll Student, National Honor Society of High School Scholars, Washington Student Athlete/Player of the Year ... scholar athlete in 2008 ... team captain ... played in the North/South All-Star Classic in Daytona Beach ... full name is Joshua Robert Wallace ... born Nov. 22, 1989, in Pensacola, Fla. ... son of Dr. Joyce Hopson-Longmire and Robert Wallace.

Dylan Spencer

44



6-4 • 190 • So. • Guard

Birmingham, AL • Vestavia Hills

2009-10 (Freshman): Played in one game for just under a minute vs. Georgia Southern ... walked-on to the team during the season.

HIGH SCHOOL AND PERSONAL DATA: Two-year letterman at Vestavia Hills High School in Vestavia Hills, Ala., under coach George Hatchett ... won the 2009 Alabama Class 6A State Championship ... played AAU basketball for the Birmingham Storm under coach Danny Pritchett ... full name is Dylan Alexander Spencer ... born Jan. 15, 1991, in Birmingham, Ala. ... son of Steve and Lynne Spencer.

T.J. Rice

24



5-9 • 160 • Fr. • Guard

Alpharetta, GA • Alpharetta

2010-11 (Freshman): Walked-on to the team prior to the season.

HIGH SCHOOL AND PERSONAL DATA: Averaged 10 points and 5 assists as a senior in 2010 at Alpharetta (Ga.) High School under coach Frederick Hurt ... four-year letterman ... full name is Tyrone Riccardo Michael Rice Jr. ... born October 4, 1991, in Chicago, Ill. ... son of Tyrone and Wendy Rice Sr. ... majoring in wireless engineering (software).

Jake Drum

25



6-5 • 215 • Jr. • Forward

Hoover, AL • Spain Park

2009-10 (Sophomore): Averaged 1.2 points and 0.8 rebounds in 2.7 minutes per game as a walk-on ... played in six games ... for the season, made 3-of-4 shots from the field, including 1-of-2 from 3-point range ... 3 points and 2 rebounds at Alabama A&M ... 2 points vs. Georgia and High Point.

2008-09 (Freshman): Averaged 0.7 points and 0.3 rebounds in 1.6 minutes per game while appearing in 10 games ... shot 67 percent (2-of-3) from the field and 75 percent (3-of-4) from the foul line ... scored a career-high 5 points in a career-high 5 minutes vs. Alabama A&M, making 1-of-2 shots from the field and going 3-of-4 from the free throw line ... 2 points in 1 minute vs. Louisiana-Monroe, making his only field goal attempt ... had a rebound each in three straight games vs. Tulane, Alabama A&M and Tuskegee ... walked-on to the basketball team for the 2008-09 season.

HIGH SCHOOL AND PERSONAL DATA: Four-year letterman at Spain Park in Hoover, Ala., under coach Brian Moon ... averaged 15 points and 4 rebounds while shooting 54 percent from the field, 43 percent from 3-point range and 84 percent from the foul line as a senior in 2007-08 in leading the team to a 21-10 record and the area championship ... led Spain Park to the Class 6A State Final Four as a junior by averaging 11.1 points and shooting 48 percent from the field and 47 percent from 3-point range ... finished his career as Spain Park's all-time leading scorer with over 1,000 points ... Class 6A All-State honorable mention as a junior in 2007 and was selected to the Final Four all-tournament team ... both a two-time All-Area, All-Metro and All Over the Mountain team selection in 2007 and 2008 ... started in the Alabama North/South All-Star Game in 2007 ... Birmingham Tip-Off Club player of the week for Jan. 29, 2007 ... Jaguar Classic All-Tournament team in 2006 and 2007 ... Southern Resorts Beach Blowout Tournament MVP in 2006 ... Full name is Jacob Caldwell Drum ... born July 7, 1989, in Birmingham, Ala. ... son of Rob and Millie Kay Drum ... father played basketball at Ole Miss and Samford while his older brother, Robert, is a sophomore offensive tackle at Duke.

Doug Merrell

40



6-9 • 205 • Sr. • Forward

Birmingham, AL • Vestavia Hills

2010-11 (Freshman): Walked-on to the team prior to the season.

HIGH SCHOOL AND PERSONAL DATA: Three-year letterwinner at Vestavia Hills High School in Birmingham, Ala., under coach George Hatchett ... averaged 10 points and 10 rebounds in both his junior and senior years ... played in the North-South All-Star game in the summer of 2006 ... full name is Douglas Richard Merrell ... born on August 16, 1988, in Birmingham ... son of Gary and Pam Merrell ... majoring in accounting.

Tony Barbee

Head Coach



BarbeeBall comes to Auburn in the most anticipated era of Auburn Basketball.

Tony Barbee, the 2010 Conference USA Coach of the Year, brings his energetic, exciting and uptempo brand of basketball to the Tigers for the opening of the sparkling new \$86 million Auburn Arena.

In addition, can he ever recruit? He recruits not only the top players in the state and the Southeast but the nation as well.

His recruiting efforts don't stop at the players either. Barbee recruits Auburn fans, Auburn students and even the media.

Barbee, 39, was named Auburn's 20th head basketball coach on March 24, 2010. He has advanced to postseason play in 18 of his 19 seasons as a head coach, assistant coach and player.

Barbee, who averaged 20.5 wins per season in four years as head coach at UTEP, steadily improved each year with the Miners, capped with a 26-7 record, Conference USA regular season title and NCAA Tournament appearance in 2009-10. The Miners lost to eventual NCAA runner-up Butler in the NCAA Tournament.

The Miners finished 15-1 in Conference USA and had a 16-game winning streak and set a school record for consecutive road wins with seven while being ranked in the top 25 by both the Associated Press and ESPN/USA Today Coaches poll for the first time in 18 years.

Barbee, who was also named NABC District 11 Coach of the Year, coached C-USA Player of the Year Randy Culpepper, All-CUSA second-team selection Derrick Character and C-USA All-Defensive Team member Julyan Stone.

Barbee coached Conference USA first-team selections in each of his final three seasons at UTEP to go along with four players who earned 10 All-C-USA honors combined.

Despite losing all-time leading scorer Stefon Jackson from the year before, the 2009-10 Miners cemented their reputation as one of the nation's top teams with tenacious defense.

UTEP lowered its opponent scoring average from 71.9 points per game in 2008-09 to 64.6 ppg the following season -- the second best scoring defense for the Miners in the last 18 years. UTEP's field goal pct. defense



(.392) was its best in 36 years, and its 3-point field goal pct. defense (.313) tied for first in school history.

The Miners held 14 of 16 C-USA opponents below their season scoring averages and in league road games, held their opponents to a mere 35.9 percent shooting from the field.

One of UTEP's biggest wins was a 72-67 victory at Memphis on Jan. 20, ending Memphis' NCAA record-tying 64 game conference winning streak.

Barbee's record improved each of his four

season's at UTEP by going 14-17 in his first season in 2006-07, 19-14 in 2007-08, 23-14 in 2008-09 to 26-7 in 2009-10. His C-USA record improved each season as well from 6-10 to 8-8 to 10-6 to 15-1 and Conference USA Champions.

The 2008-09 Miners advanced to the championship series of the College Basketball Invitational behind Stefon Jackson, who ended his prolific career as both UTEP's and Conference USA's all-time leading scorer with 2,456 points. UTEP went 23-14 overall

Tony Barbee • Career Highlights

- 19-year coaching and playing record of 431-203 (.680)
- Postseason 18 of 19 years as a head coach, assistant coach and player • 4-year head coaching record: 82-52 (.612)
- Averaged 20.5 wins per season as a head coach
- 2010 Conference USA Champions
- Conference USA Coach of the Year (2010)
- NABC District 11 Coach of the Year
- 2010 NCAA Tournament

- 1996 NCAA Tournament Final Four
- 2006 NCAA Tournament Elite 8
- 1992 NCAA Tournament Sweet 16
- 9 NCAA Tournament appearances (seven as a coach, two as a player)
- 6 Conference Championships
- 4 Conference Tournament Championships
- No. 3 recruiter in nation by Rivals.com
- 6 national top 10 recruiting classes
- 4 players coached are in NBA

- 2002 NIT Champions
- played professional basketball in Spain
- 2-time All-Atlantic 10 2nd-team (1991, 1993)
- All-Atlantic 10 Freshman team (1990)
- Four-year record of 91-39 (.700) as a standout at UMass from 1989-93
- Won back-to-back Atlantic 10 Conf. regular season and tournament titles in 1992, 1993
- Scored 1,643 career points at UMass



Tony Barbee Quick Sketch

PERSONAL DATA: Born August 10, 1971, in Indianapolis, Ind.; married to the former Holly Marsh of Pleasant Valley, N.Y., and they have a daughter, Hayden Alexandra, and a son, Andrew Marsh.

YEARS AT AUBURN: First. Became head coach on March 24, 2010, from UTEP.

EDUCATION: Graduated from North Central H.S. in Indianapolis, Ind., in 1989; B.A. in Sports Management from UMass in 1993.

and tied for fourth in C-USA at 10-6 as three players received All-C-USA honors: Jackson a first-team selection, Randy Culpepper a third-team pick and Arnett Moultrie an All-Freshman Team member.

In 2007-08, UTEP went 19-14 overall and tied for sixth in C-USA with an 8-8 record as Jackson was named first-team All-C-USA. Jackson led C-USA and was ranked seventh nationally in scoring at 23.6 ppg, eclipsing Dwyane Wade's C-USA junior scoring record with 778 points. Culpepper was selected the C-USA Sixth Man of the Year.

Despite being hired just two months prior to the start of practice and inheriting a roster with only three returning letterwinners, Barbee made UTEP competitive with a 14-17 record overall and 6-10 mark in C-USA, good for 10th in his first season. Jackson was an All-C-USA second-team selection.

Prior to his stint at UTEP, Barbee spent six highly successful seasons as an assistant coach at Memphis under John Calipari where he was considered one of the nation's top recruiters.

During Barbee's tenure as an assistant coach at Memphis from 2000-06, the Tigers won 148 games, an average of nearly 25 victories per season.

Memphis made six consecutive postseason tournament appearances (NCAA: 2003, 2004, 2006; and NIT: 2001, 2002, 2005). The Tigers earned three final AP top 25 rankings, fourth in 2006, 19th in 2003 and 24th in 2004.

In 2005-06, Memphis had a 33-4 record

while reaching the NCAA Tournament Elite Eight. The Tigers won the C-USA regular season title and tournament championship while having two players chosen in the first round of the NBA Draft -- Rodney Carney (Philadelphia 76ers) and Shawne Williams (Indiana Pacers).

Memphis won a share of the 2004 C-USA regular season title, won the 2002 NIT and won the C-USA National Division in 2002 and 2003.

Barbee was named the top assistant in C-USA by *Street & Smith* in 2005-06 and was also honored by Rivals.com as the nation's No. 3 recruiter while at Memphis. HoopScoop magazine tabbed him as one of the nation's top assistant coaches in 2004.

Memphis produced top 10 recruiting classes in each of Barbee's six years, including the 2001 class that was ranked No. 1 in the country. The 2002 recruiting class would have been top-ranked had it not lost a player to the NBA.

Seven players coached by Barbee are currently in the NBA - Derrick Caracter (Los Angeles Lakers), Rodeny Carney (Golden State Warriors), Joey Dorsey (Sacramento Kings), Chris Douglas-Roberts (Milwaukee Bucks), Earl Barron (Phoenix Suns), Shawne Williams (New York Knicks) and Marcus Camby (Portland Trail Blazers).

Barbee began his coaching career as a graduate assistant at UMass for the 1995-96 season under Calipari. The Minutemen went 35-2 en route to the Final Four of the NCAA

Tournament as Barbee was also the team's radio color analyst.

He was promoted to assistant coach at UMass from 1996-98 under Bruiser Flint while the Minutemen went to a pair of NCAA Tournaments.

Barbee was an assistant coach at Wyoming under Steve McClain in 1998-99 as the Cowboys went 18-10 and reached the NIT second round.

Barbee went back to UMass under Flint for the 1999-2000 season and advanced to the NIT.

As a player at UMass, Barbee was instrumental in the Minutemen posting a 91-39 record and earning four straight postseason tournament bids. UMass won back-to-back Atlantic 10 Conference regular season and tournament titles in 1992 and 1993.

Barbee still ranks among the school's all-time leaders in numerous statistical categories, including scoring with 1,643 points. He was a second-team All-Atlantic 10 player in 1991 and 1993 and All-Atlantic 10 Freshman team selection in 1990.

The Indianapolis, Ind., helped UMass reach the NCAA Tournament Sweet 16 in 1992 and the NIT Final Four in 1991.

He played professionally in Spain and France after his playing career at UMass.

Born, Aug. 10, 1971, Barbee earned his B.A. in sports management from UMass in 1993, with a minor in African-American studies. He and his wife, Holly, have a daughter, Hayden Alexandra, and son, Andrew Marsh.

Tony Barbee's All-time Record

Head Coaching Record

Year	School	Record	Pct.	Conf. (Finish)	Postseason/Notes
2006-07	UTEP	14-17	.452	6-10 (10th)	
2007-08	UTEP	19-14	.576	8-8 (t-6th)	College Basketball Inv. semifinals
2008-09	UTEP	23-14	.622	10-6 (t-4th)	College Basketball Inv. runner-up
2009-10	UTEP	26-7	.788	15-1 (Champions)	NCAA (First Round)/C-USA Coach of Year
Total		82-52	.612	39-25 (.609)	

Assistant Coaching Record

Year	School	Record	Pct.	Conf. (Finish)	Postseason/Notes
1995-96	UMass (graduate asst.)	35-2	.946	15-1 (Champions)	NCAA (Final Four)/A-10 Tour. Champs
1996-97	UMass	19-14	.575	11-5 (3rd, East)	NCAA (First Round)
1997-98	UMass	21-11	.656	12-4 (t-2nd, East)	NCAA (First Round)
1998-99	Wyoming	18-10	.643	7-7 (t-4th, Mountain)	NIT (Second Round)
1999-2000	UMass	17-16	.515	9-7 (3rd, East)	NIT (First Round)
2000-01	Memphis	21-15	.583	10-6 (2nd, National)	NIT (Third Place)
2001-02	Memphis	27-9	.750	12-4 (1st, National)	NIT (Champions)
2002-03	Memphis	23-7	.767	13-3 (1st, National)	NCAA (First Round)
2003-04	Memphis	22-8	.733	12-4 (co-Champions)	NCAA (Second Round)
2004-05	Memphis	22-16	.579	9-7 (t-6th)	NIT (Semifinals)
2005-06	Memphis	33-4	.892	13-1 (Champions)	NCAA (Elite 8)/C-USA Tour. Champs
Total		258-112	.697	123-49 (.715)	

Collegiate Playing Record

1989-90	UMass	17-14	.548	10-8 (6th)	NIT (First Round), Atlantic-10 All-Freshman
1990-91	UMass	20-13	.606	10-8 (t-3rd)	NIT (Final Four), Atlantic-10 2nd-team
1991-92	UMass	30-5	.857	13-3 (Champions)	NCAA (Sweet 16)/A-10 Tour. Champs
1992-93	UMass	24-7	.774	11-3 (Champions)	NCAA (2nd Round), A-10 2nd-team; Tour.Champs
Total		91-39	.700	44-22 (.667)	

Head Coaching Totals (4 years): 82-52 (.612)

UTEP (4 years): 82-52 (.612)

Auburn (1st year): 0-0

Assistant Coaching Totals (11 years): 258-112 (.697)

UMass (4 years): 92-43 (.681)

Wyoming (1 year): 18-10 (.643)

Memphis (6 years): 148-59 (.715)

Playing Totals (4 years): 91-39 (.700)

UMass (4 years): 91-39 (.700)

19-year Div. I Coaching, Playing Record: 431-203 (.680)

Postseason play in 18 of Barbee's 19 seasons

Head Coach Tony Barbee vs. All Foes

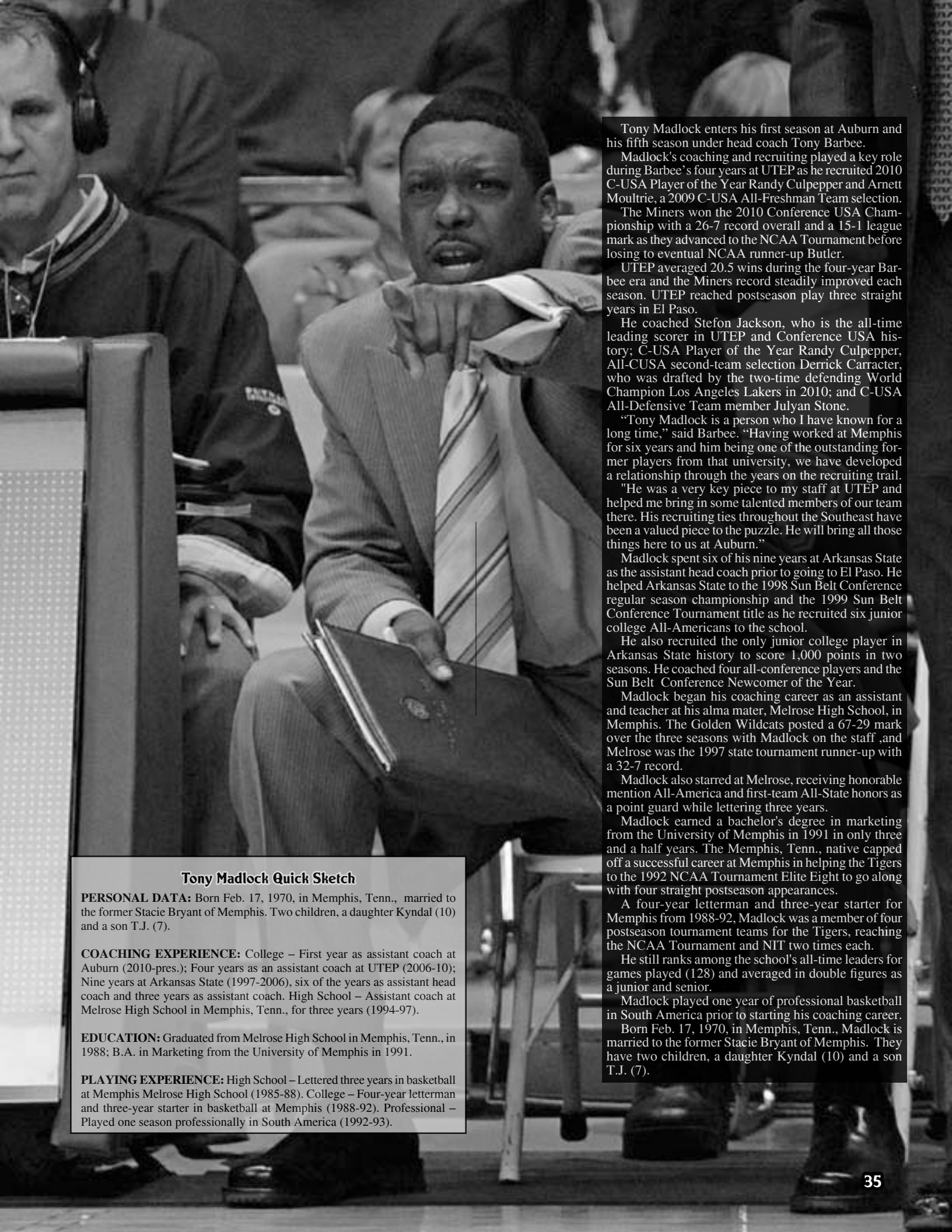
Team	Totals	Home	Away	Neutral
Air Force	1-0	1-0	0-0	0-0
UAB	4-4	3-1	1-3	0-0
Alcorn State	1-0	1-0	0-0	0-0
Arizona State	0-1	0-0	0-0	0-1
Arkansas-Pine Bluff	3-0	3-0	0-0	0-0
Arkansas State	1-0	1-0	0-0	0-0
BYU	0-1	0-1	0-0	0-0
Butler	0-1	0-0	0-0	0-1
Chicago State	0-1	0-1	0-0	0-0
UC-Davis	1-0	1-0	0-0	0-0
UC-Riverside	1-0	1-0	0-0	0-0
East Carolina	3-1	2-0	1-1	0-0
Georgia Southern	1-0	1-0	0-0	0-0
Houston	5-6	3-1	1-3	1-2
Jackson State	0-1	0-1	0-0	0-0
James Madison	1-0	0-0	0-0	1-0
Marshall	4-0	2-0	2-0	0-0
Memphis	1-3	0-2	1-1	0-0
Nevada	1-0	0-0	1-0	0-0
UNLV	0-2	0-1	0-1	0-0
New Mexico	2-1	1-1	1-0	0-0
New Mexico State	4-4	2-2	2-2	0-0
Norfolk State	1-0	1-0	0-0	0-0
North Carolina A&T	1-0	1-0	0-0	0-0
Northeastern	1-0	1-0	0-0	0-0
Oklahoma	1-0	0-0	0-0	1-0
Ole Miss	0-1	0-0	0-0	0-1
Oregon State	1-2	1-1	0-1	0-0
Pennsylvania	1-0	0-0	0-0	1-0
Rice	3-2	2-0	1-1	0-1
Richmond	1-0	0-0	1-0	0-0
St. Francis (NY)	1-0	0-0	0-0	1-0
St. Mary's	1-0	0-0	0-0	1-0
Sam Houston State	1-0	1-0	0-0	0-0
Santa Clara	0-1	0-0	0-1	0-0
SE Louisiana	1-0	1-0	0-0	0-0
SMU	8-1	4-0	3-1	1-0
Southern Miss	6-2	5-0	1-2	0-0
Syracuse	0-1	0-0	0-1	0-0
Texas A&M	0-1	0-0	0-1	0-0
Texas A&M-C.C.	1-0	0-0	0-0	1-0
Texas-Pan Am	1-0	1-0	0-0	0-0
Texas Southern	4-0	3-0	1-0	0-0
Texas State	1-0	1-0	0-0	0-0
Texas Tech	1-3	1-1	0-2	0-0
Toledo	1-0	1-0	0-0	0-0
Tulane	2-2	2-0	0-2	0-0
Tulsa	4-6	2-2	2-3	0-1
UCF	3-2	1-1	1-1	1-0
USC-Upstate	1-0	1-0	0-0	0-0
Utah	0-1	0-1	0-0	0-0
Wake Forest	0-1	0-0	0-0	0-1
Wyoming	1-0	1-0	0-0	0-0



Tony Madlock

Assistant Coach





Tony Madlock Quick Sketch

PERSONAL DATA: Born Feb. 17, 1970, in Memphis, Tenn., married to the former Stacie Bryant of Memphis. Two children, a daughter Kyndal (10) and a son T.J. (7).

COACHING EXPERIENCE: College – First year as assistant coach at Auburn (2010-pres.); Four years as an assistant coach at UTEP (2006-10); Nine years at Arkansas State (1997-2006), six of the years as assistant head coach and three years as assistant coach. High School – Assistant coach at Melrose High School in Memphis, Tenn., for three years (1994-97).

EDUCATION: Graduated from Melrose High School in Memphis, Tenn., in 1988; B.A. in Marketing from the University of Memphis in 1991.

PLAYING EXPERIENCE: High School – Lettered three years in basketball at Memphis Melrose High School (1985-88). College – Four-year letterman and three-year starter in basketball at Memphis (1988-92). Professional – Played one season professionally in South America (1992-93).

Tony Madlock enters his first season at Auburn and his fifth season under head coach Tony Barbee.

Madlock's coaching and recruiting played a key role during Barbee's four years at UTEP as he recruited 2010 C-USA Player of the Year Randy Culpepper and Arnett Moultrie, a 2009 C-USA All-Freshman Team selection.

The Miners won the 2010 Conference USA Championship with a 26-7 record overall and a 15-1 league mark as they advanced to the NCAA Tournament before losing to eventual NCAA runner-up Butler.

UTEP averaged 20.5 wins during the four-year Barbee era and the Miners record steadily improved each season. UTEP reached postseason play three straight years in El Paso.

He coached Stefon Jackson, who is the all-time leading scorer in UTEP and Conference USA history; C-USA Player of the Year Randy Culpepper, All-CUSA second-team selection Derrick Carracter, who was drafted by the two-time defending World Champion Los Angeles Lakers in 2010; and C-USA All-Defensive Team member Julyan Stone.

"Tony Madlock is a person who I have known for a long time," said Barbee. "Having worked at Memphis for six years and him being one of the outstanding former players from that university, we have developed a relationship through the years on the recruiting trail.

"He was a very key piece to my staff at UTEP and helped me bring in some talented members of our team there. His recruiting ties throughout the Southeast have been a valued piece to the puzzle. He will bring all those things here to us at Auburn."

Madlock spent six of his nine years at Arkansas State as the assistant head coach prior to going to El Paso. He helped Arkansas State to the 1998 Sun Belt Conference regular season championship and the 1999 Sun Belt Conference Tournament title as he recruited six junior college All-Americans to the school.

He also recruited the only junior college player in Arkansas State history to score 1,000 points in two seasons. He coached four all-conference players and the Sun Belt Conference Newcomer of the Year.

Madlock began his coaching career as an assistant and teacher at his alma mater, Melrose High School, in Memphis. The Golden Wildcats posted a 67-29 mark over the three seasons with Madlock on the staff, and Melrose was the 1997 state tournament runner-up with a 32-7 record.

Madlock also starred at Melrose, receiving honorable mention All-America and first-team All-State honors as a point guard while lettering three years.

Madlock earned a bachelor's degree in marketing from the University of Memphis in 1991 in only three and a half years. The Memphis, Tenn., native capped off a successful career at Memphis in helping the Tigers to the 1992 NCAA Tournament Elite Eight to go along with four straight postseason appearances.

A four-year letterman and three-year starter for Memphis from 1988-92, Madlock was a member of four postseason tournament teams for the Tigers, reaching the NCAA Tournament and NIT two times each.

He still ranks among the school's all-time leaders for games played (128) and averaged in double figures as a junior and senior.


Madlock played one year of professional basketball in South America prior to starting his coaching career.

Born Feb. 17, 1970, in Memphis, Tenn., Madlock is married to the former Stacie Bryant of Memphis. They have two children, a daughter Kyndal (10) and a son T.J. (7).

Randall Dickey

Assistant Coach





Randall Dickey Quick Sketch

PERSONAL DATA: Born Randall Lee Dickey in Harrison, Ark., on July 29, 1960; married to the former Ginny Jones of Tulsa, Okla.; one daughter, Emily (12) and a son, Jackson (10).

PREVIOUS COACHING EXPERIENCE: College – First season as assistant coach at Auburn (2010-pres.); Assistant coach at UTEP for six seasons (2004-10); Assistant coach at Washington State for four seasons (1999-2003); Assistant coach at Oklahoma State for four years (1995-99); Administrative assistant and Basketball Operations Director at Oklahoma State for one season (1994-95); Assistant coach at Midland College for two seasons (1991-93); Assistant coach at Howard College for one season (1990-91). High School – Head coach at Lakeside High School in Hot Springs, Ark. for one season (1983-84); Assistant coach at Morrilton (Ark.) High School for six seasons (1984-90).

EDUCATION: Graduated from Valley Springs (Ark.) High School in 1978. Bachelor's degree in Education from Ouachita Baptist University in 1983.

PLAYING EXPERIENCE: High School – Four-year letterman in basketball and baseball (1976-79) at Valley Springs (Ark.) High School. College – Four-year letterman and three-year starter in basketball at Ouachita Baptist (1979-83).

Randall Dickey enters his first season at Auburn and his fifth season under head coach Tony Barbee. Dickey has coached in the Big 12 Conference, Pac-10 and Conference USA.

Dickey spent six successful seasons at UTEP from 2004-10, five seasons at Oklahoma State from 1994-99 while helping lead the Cowboys to the 1995 Final Four and four seasons at Washington State from 1999-2003.

The Miners won the 2010 Conference USA Championship with a 26-7 record overall and a 15-1 league mark as they advanced to the NCAA Tournament before losing to eventual NCAA runner-up Butler.

UTEP averaged 20.5 wins during the four-year Barbee era and the Miners record steadily improved each season. UTEP reached postseason play three straight years.

UTEP went 27-8 in 2004-05 and won the WAC Tournament title en route to earning its second straight NCAA Tournament appearance. UTEP won 21 games in 2005-06 and went 11-3 in Conference USA while advancing to the NIT.

The Miners played in five postseason tournaments in his six years in El Paso. He coached Stefan Jackson, who is the all-time leading scorer in UTEP and Conference USA history; C-USA Player of the Year Randy Culpepper; All-CUSA second-team selection Derrick Carracter, who was drafted by the two-time defending World Champion Los Angeles Lakers in 2010; Arnett Moultrie, a 2009 C-USA All-Freshman Team selection; and C-USA All-Defensive Team member Julyan Stone.

“Coach Dickey is a veteran assistant who has been in the business for a long time,” said Barbee. “He brings a wealth of knowledge both from the coaching aspect and the recruiting side of it having been in the Big 12, the Pac-10 and spending the last four years with me at UTEP helping rebuild that program into Conference USA Champs and making the NCAA Tournament. He has been a valued member of my staff and will bring all those same attributes here to Auburn.”

At Washington State in 2000, he helped put together a recruiting class that was rated as high as 28th by Bob Gibbons and a junior college class that was ranked fifth in the nation.

At Oklahoma State, Dickey coached four all-conference players including Bryant Reeves, who led the Cowboys to the 1995 NCAA Tournament Final Four prior to being chosen sixth overall by the Vancouver Grizzlies in the NBA Draft.

Adrian Peterson, Randy Rutherford and Brooks Thompson also garnered all-conference honors.

The Cowboys compiled a 128-65 record during Dickey's tenure under Eddie Sutton, making four postseason tournament appearances in five years with three of those in the NCAA Tournament in 1995, 1998 and 1999.

Dickey was an administrative assistant and basketball operations director at Oklahoma State for the 1993-94 season.

The Valley Springs, Ark., native started his collegiate coaching career as an assistant at Howard College from 1990-91 and Midland College from 1991-93. He began as a head coach at Lakeside High School in Hot Springs, Ark., from 1983-84 and was an assistant at Morrilton (Ark.) High from 1984-90.

Dickey earned his bachelor's degree in Education from Ouachita Baptist University in 1983. He was a four-year letterman and three-year starter at Ouachita Baptist from 1979-83, earning honorable mention All-Arkansas and honorable mention NAIA District 17 honors.

He was an all-state selection in basketball and all-conference in baseball at Valley Springs High School.

He is the brother of James Dickey, who is the current head coach of Houston and head coach at Texas Tech from 1991-2001.

Born July 29, 1960, Dickey is married to the former Ginny Jones of Tulsa, Okla., and they have a daughter, Emily (12) and a son, Jackson (10).

Milt Wagner

Assistant Coach


Milt Wagner Quick Sketch

PERSONAL DATA: Born Milton Wagner Jr. on Feb. 20, 1963, in Camden, N.J.; married to the former Jan Ford of Memphis; the couple has one daughter, Janay Elise (6). He also has a son Dajuan (27), who played for Memphis and was selected sixth overall by the Cleveland Cavaliers in the 2002 NBA Draft, and has two daughters, Munirah Walker (28), and Dashonda Wagner (23).

PREVIOUS COACHING EXPERIENCE: College – Assistant coach at UTEP for four years (2006-10); Coordinator of Basketball Operations at Memphis for six years (2000-06).

EDUCATION: Graduated from Camden (N.J.) High School in 1981. Bachelor's degree in Sports Communication from Memphis in 2004.

PLAYING EXPERIENCE: Professional – Played for the Los Angeles Lakers for one season (1997-98) and won the NBA Championship; Played for the Miami Heat (1990-91); Played for Beitar Ramat Gan (1993-94), Hapoel Tel Aviv (1994-95), Hapoel Holon (1995-97), TSV Bayer 04 Leverkusen (1997-98), ES Chalon-sur-Saone (1998-99). College – Four-year letterman for Louisville from 1981-84 and 1985-86, winning the 1986 NCAA Championship and reaching the NCAA Tournament Final Four in 1982 and 1983 as well as the 1984 NCAA Tournament Sweet 16. Three-time All-Metro Conference selection. High School – Four-year letterman in basketball at Camden (N.J.) High School and won the state championship in 1979. High school and college teammate of Billy Thompson.



Williams (Indiana Pacers).

The Camden, N.J., native led Louisville to the 1986 NCAA Championship along with three Final Four berths while still ranking fifth (was fourth after finishing collegiate career) in Cardinal history with 1,836 career points.

The Cardinals' 1986 NCAA Championship team defeated Duke 72-69 in the championship game and Auburn 84-76 in the Elite Eight. Louisville also advanced to the NCAA Final Four in 1982 and 1983 as well as to the 1984 NCAA Sweet 16. Wagner helped the Cardinals to a 113-32 record, three Metro Conference regular season titles and two Metro Conference Tournament crowns during his college career.

A three-time All-Metro Conference selection, Wagner had a 12.7 career scoring average while also averaging 3.0 assists and 2.5 rebounds. He played in 144 career games, second all-time at Louisville, and started the last 111 games he played.

One of the most clutch performers in U of L basketball history, he ranked sixth in career assists (432) and seventh in career free throw percentage (.808, 336-of-413). He redshirted the 1985 season with a broken foot.

"Milt Wagner is a guy who I have known and worked with on the same staff at Memphis, who when you talk basketball resumes, there are very few people in his stratosphere when you talk about a playing career having won high school state championships in Camden, N.J., having won the National Championship at Louisville and also having won a NBA World Championship with the Los Angeles Lakers in that group with Magic Johnson," said Barbee.

"There hasn't been a more accomplished basketball resume from the playing side, and Milt is developing his coaching resume in the things that he has accomplished in the short period of time having worked with him closely at Memphis and then having him as a part of my staff at UTEP. His connections are not only nationwide, but they are worldwide because of his experience playing in Europe for several years and obviously the name Milt Wagner rings a bell throughout the country. People remember his success as a player which has helped him be a very successful recruiter. He will bring all of that experience and connections with him to help us get it done at Auburn."

Following his brilliant college career, Wagner was selected in the second round of the 1986 NBA Draft by the Dallas Mavericks. He went on to enjoy a 13-year professional career which included an NBA title for the 1988 World Champion Los Angeles Lakers.

Wagner spent one season with the Miami Heat in 1990-91 and played in the CBA, as well as nine professional seasons in Israel and Europe.

A four-year letterman at Camden (N.J.) High School, he was a member of the 1979 state high school championship team and was a high school teammate and college teammate of Billy Thompson.

Wagner was one of 10 Louisville players named to the U of L Dream Team. He was a second-team selection on the squad which was picked during a three-month period of fan voting during the 1992-93 season. In 2000, Wagner's No. 20 jersey was retired at the University of Louisville.

He earned his bachelor's degree in Sports Communication from Memphis in 2004.

Born Feb. 20, 1963, Wagner is married to the former Jan Ford of Memphis and they have a daughter, Janay Elise (6). He also has a son Dajuan (27), who played for Memphis and was selected sixth overall by the Cleveland Cavaliers in the 2002 NBA Draft, and has two daughters, Munirah Walker (28), and Dashonda Wagner (23).

Milt Wagner enters his first season at Auburn, his fifth season under head coach Tony Barbee and his 11th with Barbee. He is one of the few players in history who has won championships at the professional, collegiate and prep levels as a player.

Wagner spent four successful seasons at UTEP from 2006-10 and six seasons at Memphis from 2000-06 while helping lead the Tigers to six straight postseason appearances, including the Elite Eight of the 2006 NCAA Tournament.

UTEP won the 2010 Conference USA Championship with a 26-7 record overall and a 15-1 league mark as it advanced to the NCAA Tournament before losing to eventual NCAA runner-up Butler.

UTEP averaged 20.5 wins during the four-year Barbee era and the Miners record steadily improved each season. UTEP reached postseason play three straight years.

The Miners went 27-8 in 2004-05 and won the WAC Tournament title en route to earning its second straight NCAA Tournament appearance. UTEP won 21 games in 2005-06 and went 11-3 in Conference USA while advancing to the NIT.

The Miners played in three postseason tournaments in his four years in El Paso. He coached Stefon Jackson, who is the all-time leading scorer in UTEP and Conference USA history; C-USA Player of the Year Randy Culpepper; All-CUSA second-team selection Derrick Carracter, who was drafted by the two-time defending World Champion Los Angeles Lakers in 2010; Arnett Moultrie, a 2009 C-USA All-Freshman Team selection; and C-USA All-Defensive Team member Julyan Stone.

Wagner came to UTEP after serving as Coordinator of Basketball Operations at Memphis for six seasons. While at Memphis, Wagner worked with Barbee and was a part of the school's run to 148 victories and six straight postseason tournament appearances, including the Elite Eight of the 2006 NCAA Tournament. Memphis also won the 2002 NIT.

Six players coached by Wagner and Barbee at Memphis played in the NBA - Dajuan Wagner (Cleveland Cavaliers), Rodney Carney (Philadelphia 76ers), Joey Dorsey (Sacramento Kings), Chris Douglas-Roberts (Milwaukee Bucks), Antonio Burks (Memphis Grizzlies) and Shawne



Steve Smith

Exec. Director of Basketball

Steve Smith enters his first season at Auburn under head coach Tony Barbee as the Executive Director of Basketball.

Smith will be responsible for all internal aspects of the Auburn Basketball operations and will also serve as a liaison between the coaches and senior athletic department administrators, the Auburn basketball family and Auburn community.

In addition, he will work closely with the Director of Basketball Operations on all duties, including coordinating day of event duties and camp-related matters and work with the entire staff on strategic initiatives involving the basketball program.

He will be responsible for all activities associated with Coach Barbee, including business relationships, speaking engagements, endorsements, event planning and travel. Also, he will work closely with Coach Barbee developing the Tony Barbee Scholarship Fund and all other special projects involving Coach Barbee and the basketball program.

Prior to joining the Auburn staff, Smith worked for years as John Calipari's personal assistant. Smith and Coach Barbee spent six years working together in Memphis alongside Coach Calipari. Smith's relationship with Coach Barbee dates back to when Coach Barbee was playing at the University of Massachusetts.

Smith has a background in both the business and sports world. During his athletic career, he has worked in various roles with the New Jersey Nets, Atlanta Braves and Enterprise Sports Radio Network.

Smith earned a bachelor's degree in Sports Management from the University of Massachusetts in 1981.

Born Aug. 24, 1955, in Boston, Mass., Smith is married to the former Kristin Ross of Amherst, Mass., and they have one daughter, Nichole (9). John Calipari was the best man in their wedding. Smith also has a daughter, Stefanie (17).



Mike Babul

Dir. of Basketball Operations

Mike Babul enters his first season at Auburn and his fifth-straight season under head coach Tony Barbee. He also played at UMass when Barbee was an assistant coach there.

Babul handles the day-to-day responsibilities in the basketball office as well as coordinating the Tony Barbee Basketball School summer camp, team budget, team travel, team meals and ordering team apparel. He is also very involved with academics and on-campus recruiting.

Babul worked with Barbee all four years at UTEP and during the 2003-04 season at Memphis. He lettered under Barbee and head coach Bruiser Flint at UMass from 1997-2000 in helping the Minutemen to two NCAA Tournament berths.

He worked at Youngstown State as an assistant during the 2004-05 season before becoming the coordinator of basketball operations at Drexel for the 2005-06 season. Babul was a three-time Atlantic 10 Conference All-Defensive Team selection and a three-time A-10 All-Academic Team member. He got his coaching start as an assistant at Seekonk High School in Massachusetts.

"Mike Babul is someone who is near and dear with me having coached him when I was an assistant coach at UMass under Bruiser Flint," said Barbee. "I coached him for three years there, and then we worked together on the staff at Memphis for a year. He has been with me for the past four years at UTEP being the director of basketball operations.

"He will come here in that same capacity helping with the day-to-day organization of the office and also running my basketball camps. He is a loyal friend and someone who brings a wealth of knowledge and experience in all aspects of our basketball program."

Babul was named the 1996 Massachusetts Player of the Year as a senior at North Attleboro High School and was selected as a fourth-team Parade Magazine All-American.

The North Attleboro, Mass., native earned a bachelor's degree in Sports Management from UMass in 2000. He was born Nov. 25, 1977, in Attleboro, Mass. His identical twin brother, Jon, played at Georgia Tech from 1996-2001 and currently works in the Georgia Tech Athletic Department. His father, Mike, was a long-time high school coach in Massachusetts.

Support Staff



**Nathaniel
Root**

Video Coordinator

Nathaniel Root enters his first year at Auburn as the Video Coordinator and his fifth under head coach Tony Barbee.

Prior to coming to Auburn, Root spent four years under Barbee at UTEP as the Assistant Director of Basketball Operations/Video Coordinator from 2006-10. At UTEP, Root handled all video operations, organized and ran summer camps and monitored the team's academics.

Root was the head boys and girls varsity basketball coach at Memphis Catholic High School for two years from 2004-06 before joining Barbee's staff at UTEP.

His first coaching job was at his alma mater, Adamsville (Tenn.) Junior/Senior High School, where he was the head freshman and junior varsity coach and assistant varsity coach for the 2003-04 season.

Playing four years as a guard for the University of Memphis from 2000-03, he earned a scholarship for his final two seasons. He started three games as a Tiger, for the first time against UAB in 2002 as a junior when he nailed a 3-pointer for Memphis' first points of the game and vs. Cincinnati and Austin Peay as a senior.

He received the team's academic award at "The Banquet," the squad's postseason awards banquet in 2001 in addition to the sportsmanship award in 2003 and the hustle award in 2002.

Root was a member of Memphis' 2003 NCAA Tournament team as well as the 2002 NIT Championship and 2001 NIT Final Four squads.

The Adamsville, Tenn., native was a two-time All-Region selection in his junior and senior years at Adamsville High School, advancing to the state quarterfinals as a senior in 1999. His No. 32 jersey was retired by his high school in 2004.

Root earned a B.A. degree in Fitness Training and Management from the University of Memphis in 2003.

The son of Nona and George Root Jr., he was born on Jan. 13, 1981. He has a twin sister, Natalie, and an older brother, George III.



**Corey
Speights**

Administrative Assistant

Corey Speights enters his first season as an Administrative Assistant under coach Tony Barbee.

Speights averaged 2.1 points in 7.4 minutes in 15 games off the bench for UTEP as a sophomore in 2006-07 while shooting 38.9 percent (7-of-18) from 3-point range and 7-of-7 from the foul line. He scored 18 of his 32 points against Southern Miss as he 9 points in both games vs. the Golden Eagles, including shooting 6-of-9 from 3-point range.

He scored seven points vs. UC Riverside and made his Miner debut vs. Texas Tech on Nov. 25.

Speights was a first-team All-Conference selection for Central Florida Community College in 2005-06 as he led the Patriots to a 21-10 record by averaging 10.0 points, 3.7 rebounds and 3.3 assists.

He was named the Alabama Class 4A Player of the Year in 2004 as a senior at Livingston High School and was a finalist for Mr. Basketball in Alabama after averaging 24 points, 7.6 rebounds, 5.4 assists and 2.0 steals.

The Livingston, Ala., native totaled 33 points, 10 rebounds and six assists in the regional championship game vs. Choctaw County High in 2004. He was a national honor roll student at Livingston.

Speights earned a bachelor's in General Studies from UTEP in 2008 and a master's in Health and Human Performance from North Alabama in 2010. Born Oct. 4, 1985, he is the son of Robert and Patricia Speights and has three brothers, John, Derrick and Robert Jr.



**Jason
Riddell**

Asst. Strength & Conditioning Coach

Jason Riddell is in his first season as an Assistant Strength & Conditioning Coach responsible for the training of men's Basketball as well as men's and women's golf.

Riddell arrived at Auburn after spending five years as Head Strength & Conditioning Coach at American University in Washington, D.C. Riddell was in charge of the implementation of all resistance, speed enhancement and conditioning programs for all 11 varsity sports. He was a part of back to back Patriot League Championships in 2007-08 and 2008-09 for men's basketball with their first ever trip to the NCAA Tournament during the 2007-08 season.

Prior to American University, Riddell was the Assistant Director of Sports Performance at Velocity Sports Performance in Alexandria, Va., and Baltimore, Md. He coached high school, collegiate and professional athletes as well as assisted in day to day business operations. Before VSP, Riddell worked for a season with the Los Angeles Angels of Anaheim as the strength coach for the Provo Angels, a minor league affiliate in Mesa, Ariz., and Provo, Utah. The team went 54-22 and reached the league championship in 2003.

He also served as an Assistant Strength & Conditioning Coach at the University of Richmond from 2002-03 where he worked with football, basketball, baseball, field hockey and tennis. He began his career at the University of South Carolina as a graduate assistant strength coach for basketball while earning his Master of Science degree in exercise science in 2002.

The Scotia, N.Y., native received his Bachelor of Science degree in biology with a minor in education from the State University of New York College at Cortland in 1999. He is married to the former Gabrielle Baxter of Newark, Del. They have one son, Braden, who was born in April 2009.



**Jarod
Grace**

Athletic Trainer

Jarod Grace, in his ninth year as a member of the Auburn University Sports Medicine staff, is an NATA certified and Alabama state licensed athletic trainer. Since 2004, his primary responsibilities have included the prevention and care of injuries for the Tiger's men's basketball program. In addition, he currently oversees the medical needs for all of Auburn University's Olympic sports programs and athletic summer camps.

Grace earned a B.S. degree in Exercise Science with an emphasis in athletic training from Auburn University in 1999. In 2002, he received a M.S. degree in Physical Education from the University of South Carolina.

A native of Albertville, Ala., Grace served as an athletic training intern for the NFL's Atlanta Falcons and at Disney's Wide World of Sports. During his time at the University of South Carolina, he served as the interim men's basketball athletic trainer. Grace returned to Auburn University in 2002 to work as an assistant athletic trainer with the women's basketball program.

Grace is a member of the National Athletic Trainers' Association, the Southeastern Athletic Trainers' Association, and the Alabama Athletic Trainers' Association. He currently serves as the President of the SEC Sports Medicine Association and is an executive council member of the Alabama Athletic Trainers' Association.

Grace is married to the former Becca Cunningham ('01) of Albertville, AL. They have one child, Mary Alderson (3).

Support Staff



Keith Bagwell
*Dir., Facilities
Operations*



Keydrick Barlow
Manager



Stephen Baugh
Manager



Dale Calloway
*Equipment Room
Assistant*



Scott Carr
*Sr. Assoc. AD,
External Affairs*



Dianne Daughtrey
*Basketball
Secretary*



Myers Dean
Manager



Latisha Durroh
*Dir., Community
Relations/Spirit*



Kevin Duvall
*Information Tech
Specialist*



Chuck Gallina
*Director,
Media Relations*



Robert Gottesman
*Scorer's Table
Crew*



Kathy Harker
*Media Relations,
Admin. Asst.*



Dianne Harper
Stats Crew



Steve Herren
*Director,
External Services*



Bernard Hill
Sr. Associate AD



Ellyn Hix
Stats Crew



Matt Jones
Manager



Stephen Lautz
*Asst. AD,
Compliance*



Megan McGowan
Stats Crew



Jeff Muir
*Director, Internet
Communications*



Chas Petrone
Manager



Kirsten Perkins
*Acad. Counselor/
Learning Specialist*



Bobby Poole
Stats Crew



Becky Richardson
Stats Crew



Randy Roberts
Chaplain



Kevin Robinson
*Scorer's Table
Crew*



Steve Sain
*Media Relations,
Video Contact*



Kirk Sampson
*Media Relations,
Asst. Athletic Dir.*



Francis Sanda
Official Scorer



Jon Sirico
Dir., Marketing



Garreth Trawick
Manager



Todd Van Emst
Photographer



Chick Wade
*Scorer's Table
Crew*



Eli Wilkerson
*Marketing,
Asst. Director*



Luke Young
*Director, Event
Management*

Administration

Jay Gogue

President



Jay Gogue began his tenure as Auburn University's 18th president on July 16, 2007.

The Waycross, Ga., native is a two-time Auburn graduate in horticulture, receiving a bachelor's degree in 1969 and a master's in 1971. In 1973, he earned a doctorate in horticulture from Michigan State University.

Shortly after returning to his alma mater, Gogue engaged the talent and insight of the Auburn family toward development of a dynamic and forward-looking strategic plan to guide the University for the future. Students, alumni, employees, business leaders and other stakeholders contributed to a roadmap that will strengthen Auburn's academic, research and outreach mission, improve operational efficiency and develop human capital.

Gogue arrived at Auburn with ample experience in the top ranks of academia. He was selected president of New Mexico State University in 2000 and, in 2003, named president of the University of Houston and chancellor of the University of Houston System.

Gogue worked for the National Park Service from 1973 to 1986, rising to the position of chief administrative scientist for several regions of the U.S. Park system. He began his distinguished career in higher education administration in 1986 as associate director of the Office of University Research at Clemson University, where he also served as vice president for research and vice president/vice provost for agriculture and natural resources. Utah State University selected Gogue as provost in 1995.

Gogue met his wife, Susie, in the 8th grade, and they married during their undergraduate years at Auburn. Susie also earned two Auburn degrees. They are the proud parents of three children and have one grandchild.

He is a member of Phi Kappa Phi and Golden Key honor societies, Sigma Chi Fraternity, Sigma Xi scientific research society and the National Society of Scabbard and Blade, the honorary military society for all branches of service. Gogue previously served as an accreditation reviewer for the Pacific Northwest Association of Schools and Colleges.

Jay Jacobs

Athletics Director



Auburn Director of Athletics Jay Jacobs has a vision of leading Auburn Athletics to becoming the nation's preeminent Athletics Department.

In his tenure at the helm of the Tigers' program, the department has prospered athletically, academically and financially.

Under Jacobs' leadership, Auburn Athletics has made major strides benefitting Auburn student-athletes, coaches and fans. The department has focused on five strategic goals under his leadership: Winning, graduating student-athletes, managing the department's fiscal affairs, complying with SEC and NCAA rules and providing a positive game day experience.

The Auburn Athletic Department has consistently ranked in the top 10 percent of the NACDA Directors Cup and has claimed eight national championships under Jacobs, including a school-record four titles in 2005-06, along with 15 Southeastern Conference titles.

Academically, Auburn has earned six public recognitions by the NCAA for scoring in the 90th-100th percentile nationally in the Academic Progress Rate (APR).

Jacobs served as the Senior Associate Athletics Director for Tigers Unlimited prior to his appointment as Director of Athletics and has initiated several successful business ventures for the Athletics Department, including a lucrative contract with Under Armour Performance Apparel, which was extended in 2009, and a nine-year extension with multimedia rights holder ISP Sports.

During Jacobs' tenure, Auburn has also moved forward with numerous facility projects designed to benefit Tiger athletic programs and their fans, most notably, the construction of the \$92.5 million state-of-the-art Auburn Arena and basketball practice facility that will open prior to the 2010-11 season. The most recent facilities upgrade will be a \$16 million multipurpose 100-yard indoor practice facility that will allow Auburn teams to practice indoors during inclement weather.

Jacobs was named Auburn's 14th Director of Athletics on Dec. 22, 2004, after working in almost every area of the Auburn Athletic Department for the previous 20 years. Jacobs earned his undergraduate and master's degrees in business administration from Auburn in 1985 and 1988, respectively, and was a member of the Auburn football team, earning two letters as an offensive tackle in 1982 and 1983.

He is married to the former Angie Sapp of Dublin, Ga. The couple has three daughters, Haley, Meagan and Jayne.



Scott Carr
Sr. Associate AD,
External Affairs



Kay Hargrave
Sr. Associate AD,
Development



Bernard Hill
Sr. Associate AD



Tim Jackson
Executive Assoc.
Athletics Director



Meredith Jenkins
Sr. Associate AD,
Sr. Women's Admin.



Rich McGlynn
Sr. Associate AD



David Reeves
Associate AD,
Internal Operations



Terry Windle
Sr. Assoc. AD
and CFO

Auburn Sports Network



Mike Hubbard
President



Jon Cole
VP/General Mgr.



Rod Bramblett
Play-by-Play/
TV Host



Daymeon Fishback
Analyst



Joe Ciampi
Analyst



Paul Ellen
Analyst



Brad Law
Producer/Pregame
& Halftime Host

The Auburn Sports Network is the exclusive producer and marketer of Auburn sports programming and offers radio and television programming, gameday publications and Internet services to Auburn fans worldwide.

The Network is responsible of all marketing and advertising opportunities associated with Auburn athletics. Such projects include radio and television broadcasts, coaches' television shows and pay-per-view and cable telecasts for various sports. Additionally, the Network is responsible for signage, event marketing and promotional opportunities.

Auburn's award-winning gameday programs are published by the Network, in concert with the Athletics Department. The official web site for Auburn sports, www.auburntigers.com, is coordinated by the Network in conjunction with CSTV.

For more information on the multimedia rights held by Auburn Sports Network or for advertising opportunities, call (334) 826-2929, or visit them on the Internet at www.AuburnTigers.com.

Contacting the Auburn Sports Network:

All questions related to advertising associated with Auburn athletics or questions regarding broadcasts, publishing, Internet or promotional marketing rights, may be answered by calling the Auburn Sports Network at 334.826.2929.

Mike Hubbard President
 Jon Cole VP/General Manager
 Rod Bramblett... Play-by-Play/Dir. of Broadcast Services
 Steve Witten..... Sr. Assoc. General Manager
 Chris Davis..... Assistant General Manager
 Drew Walker..... Video Operations
 Drew Branyon..... Radio Operations
 Bruce Chesnutt..... Engineer/Tech Mgr.
 Ryan Sullivan..... Account Executive
 John Mitchell TV Production Assistant
 Tracy Ledbetter..... Administrative Assistant
 Ed Bagwell..... Vending Director

Auburn Sports Network Basketball Affiliates

City	Call Letters	Freq.	City	Call Letters	Freq.
Abbeville.....	WESZ-FM	98.7	Huntsville.....	WBHP-AM	1230
Alexander City.....	WKGA-FM	97.5	Jasper.....	WIXI-AM	1360
Andalusia.....	WAAO-FM	103.7	McComb, MS.....	WHNY-AM	1250
Anniston.....	WCKA-FM	94.3	Mobile.....	WNTM-AM	710
Anniston.....	WCKA-AM	810	Montgomery.....	WMSP-AM	740
Auburn-Opelika.....	WKKR-FM	97.7	Montgomery.....	WLWI-FM	92.3
Birmingham.....	WAPI-FM	100.5	Moulton.....	WALW-FM	98.3
Birmingham.....	WAPI-AM	1070	Oneonta.....	WCRL-AM	1570
Centre.....	WEIS-AM	990	Panama City, FL.....	WLTG-AM	1430
Centre.....	WEIS-FM	100.1	Pensacola, FL/Flomaton	WPFL-FM	105.1
Colquitt, GA.....	WCOQ-FM	90.5	Roanoke/LaGrange.....	WELR-FM	102.3
Columbus, GA.....	WSHE-AM	1270	Scottsboro.....	WZCT-AM	1330
Cullman.....	WKUL-FM	92.1	Selma.....	WHBB-AM	1490
Decatur.....	WHOS-AM	800	Selma.....	WDXX-FM	100.1
Demopolis.....	WZNJ-FM	106.5	Sheffield/Shoals Area.....	WBTG-AM	1290
Evergreen.....	WPPG-FM	101.1	Thomasville.....	WJDB-FM	95.5
Foley.....	WHEP-AM	1310	Tuscaloosa.....	WDGM-FM	99.1
Foley.....	WHEP-FM	92.5	Vernon.....	WVSA-AM	1380
Fort Payne.....	WZOB-AM	1250	Vernon.....	WJEC-FM	106.5
Greenville.....	WQZX-FM	94.3	XM Satellite Radio		
Guntersville.....	WTWX-FM	95.9	(check Auburn Basketball game notes for channel #)		
Hackleburg.....	WFMH-FM	95.5			
Haleyville.....	WJBB-FM	92.7			

AUBURN
SPORTS NETWORK

Selected Auburn basketball and football broadcasts can be heard on XM Satellite Radio.



Play-by-play announcer and 2007 Ala. Sportscaster of the Year, Rod Bramblett (l), and analyst Daymeon Fishback, a member of Auburn's 1999 SEC Championship team.

Auburn Basketball Review Airs Saturdays

Market	Station	Channel	Day/Time
Birmingham	ABC 33/40	33/40	TBA
Columbus, GA	WRBL-TV	3	TBA
Huntsville	WZDX-TV	54	TBA
Mobile/Pensacola, FL	WJTC-TV	44	TBA
Montgomery	WCOV-TV	20	TBA
Opelika	WLGA-TV	66	TBA
Dothan	WTVY-TV	4	TBA
Regional Cable	Comcast/Charter		TBA

Auburn Basketball From A to Z

Address

If you are mailing something basketball-related to the Auburn Media Relations Department, address it to Chuck Gallina, Associate Media Relations Director, P.O. Box 351, Auburn, AL 36831-0351. The overnight mail address is Athletic Complex, 392 South Donahue Drive, Auburn, AL 36849.

Alabama's All-Time Winningest Team

The 1998-99 Auburn Tigers are the all-time winningest Division I team in state of Alabama history with a 29-4 record en route to being crowned SEC Champions. The Tigers were a No. 1 seed in the South Region of the NCAA Tournament and reached the Sweet Sixteen. The 1986-87 Alabama Crimson Tide previously held the mark with a 28-5 record.

Alma Mater

Composed by Bill Wood in 1924 and revised in 1960.

On the rolling plains of Dixie
'Neath its sun-kissed sky,
Proudly stands, our Alma Mater
Banners high.

To thy name we'll sing thy praise,
From hearts that love so true,
And pledge to thee our
Loyalty the ages through.

We hail thee, Auburn, and we vow
To work for thy just fame,
And hold in memory as we do now
Thy cherished name.

Hear the student voices swelling.
Echoes strong and clear,
Adding laurels to thy fame
Enshrined so dear.

From thy hallowed halls we'll part,
And bid thee said adieu;
Thy sacred trust we'll bear with us
The ages through.

We hail thee, Auburn, and we vow
To work for thy just fame,
And hold in memory as we do now
Thy cherished name.

Announcer Emeritus

Most Tiger fans probably didn't know his name or even what he looked like, but Carl Stephens' voice is an instantly recognizable part of Auburn football and basketball. Stephens, operations and program manager at WSFA-TV in Montgomery, served as the public address announcer in Jordan-Hare Stadium for 30 years, including the last 27 in a row from 1978-2005. He was the voice of Beard-Eaves-

Memorial Coliseum for 15 seasons from 1989-2004. He still makes cameo appearances behind the P.A. mic at home Auburn basketball and baseball games.

Band

Founded in 1897, the band program at Auburn University is one of the oldest in the South. The band began playing weekly concerts in front of Langdon Hall and performed at the baseball games on campus. According to sketchy records, it wasn't until 1916 that the band began entertaining at football and basketball games. The 50 pep band members are chosen by audition.

Barkley, Charles

Charles Barkley became the first player from the state of Alabama inducted into the Naismith Memorial Basketball Hall of Fame in Springfield, Mass., Sept. 8, 2006. He had his Auburn jersey retired March 3, 2001, is a two-time Olympic Gold Medalist for the United States in 1992 (Barcelona) and 1996 (Atlanta). There are five players in NBA history who have compiled 20,000 points, 10,000 rebounds and 4,000 assists: Kareem Abdul-Jabbar, Wilt Chamberlain, Karl Malone, Kevin Garnett and Charles Barkley. One of the NBA's 50 All-Time Greatest Players, Barkley was honored as the Southeastern Conference Player of the Decade for the 1980s by the Birmingham Post-Herald. He holds the Auburn career record for field-goal percentage (.626) and held it in blocks (145) when he left college. Despite foregoing his senior season, Barkley was eighth on the Tigers' all-time scoring list when he left college in 1984 with 1,183 points and fourth in rebounding with 806. The 6-foot-6 forward was the fifth pick overall in the 1984 NBA Draft by the Philadelphia 76ers. Barkley played 16 NBA seasons totaling 23,757 career points (22.1 scoring average) and 12,546 rebounds (11.7 average). He played in 11-straight NBA All-Star Games, including nine as a starter. He averaged 26.6 points and 13.6 rebounds per game in the 1993 NBA Playoffs as he led the Phoenix Suns to the NBA Finals, losing to Chicago. He was named the NBA's Most Valuable Player for the 1992-93 season and All-NBA honors 11 times, including five first-team selections in 1988, 1989, 1990, 1991 and 1993. He was an All-NBA second-team selection in 1986, 1987, 1992, 1994 and 1995 and was a third-team pick in 1996. Barkley

had 17 points and 22 rebounds to earn MVP honors at the 1991 NBA All-Star Game in Charlotte, N.C.

Barnhill Arena

Coach Tommy Joe Eagles' Auburn Tigers helped close out Arkansas' last season in historic Barnhill Arena in grandiose fashion by defeating the seventh-ranked Razorbacks, 100-89, before a sellout crowd of 9,426 on Jan. 23, 1993. The Tigers' win snapped the Hogs' 14-game winning streak in Barnhill and their 36-game conference (Southwest and Southeastern) winning streak at home. Ronnie Battle (26 points), Aaron Swinson (25) and Aubrey Wiley (22) led Auburn, which shot 67 percent (40-60) from the floor, including an amazing 74 percent (20-27) in the second half. The Tigers never trailed and led by 23 twice in the second half.

Bedlam

For the first time since Beard-Eaves-Memorial Coliseum opened its doors in 1969, Auburn fans rushed the court and made a mass of orange and blue following the Tigers' come-from-behind 81-80 victory over 13th-ranked Arkansas on Mar. 6, 1993. Never before had the Auburn faithful become so ecstatic. Junior Wesley Person hit a three-point basket out of the left corner with :02 left to ensure the season sweep over the Razorbacks—the first team to sweep Arkansas since 1986-87. In the game at Auburn, Arkansas led 74-59 with 7:57 left before the Tigers' frantic and incredible finish. Auburn fans rushed the court three more times during the 1994-95 season as the Tigers defeated defending National Champion and fourth-ranked Arkansas 104-90 on ABC-TV Jan. 14, 1995, Final Four participant and #23 Florida 77-71 Jan. 25 and #14 Mississippi State 76-69 Mar. 1. The most impressive was after the Tigers clinched the 1998-99 SEC Championship as the entire court was covered with people as streamers were shot into the air and the Tigers cut down both nets to the tune of "We are the Champions" by Queen.

Chicken Pox Scare

Auburn had a basketball game postponed in 1986 when the LSU team was hit by a chicken pox epidemic. Riding a two-game Southeastern Conference winning streak, Auburn was poised to host LSU on Jan. 25, but the game was scratched just 24 hours before the scheduled tip-

off in front of the NBC television cameras. Within a week, LSU had made a miraculous recovery. John Williams' jumper with 12 seconds left gave visiting LSU a 63-61 win on Feb. 4.

Cliff Dwellers

Homecourt advantage returned to Beard-Eaves-Memorial Coliseum in 1994-95 as head coach Cliff Ellis introduced the Cliff Dwellers, a mass of Auburn students who wear orange shirts and stand in the end zone bleachers. As soon as the doors opened to the coliseum on game-day, AU students rushed across the court to secure their spot in the first-come first-serve Cliff Dweller section. Arkansas coach Nolan Richardson said following Auburn's 104-90 victory over the defending National Champions Jan. 14, 1995, "There is no question that this is now a totally different atmosphere from the last few times that I have been here. There is no question that this is now a great atmosphere for basketball."

Conference

Auburn is a member of the Southeastern Conference. The Tigers were charter members in 1933. Prior to that, Auburn competed in the Southern Conference from 1921 to 1932. The Tigers were members of the Southern Intercollegiate Athletic Association from 1894 to 1920. Auburn has been a charter member of every conference with which it has been affiliated.

Daniels, Marquis

Marquis Daniels was a two-time All-SEC selection and was the SEC's Player of the Year in 2003. He was on the 2003 All-NCAA East Regional team averaging 23.3 points and 7.0 rebounds in three NCAA Tournament games. He totaled 27 points and nine rebounds in Auburn's near upset of eventual National Champion Syracuse (79-78) in the NCAA Tournament Sweet 16. The Orlando, Fla., native, who earned his degree in three-and-a-half years, finished ninth on Auburn's all-time scoring chart. He was named to the Tigers' All-Century team in 2006.

DeFore, Lee

Lee DeFore left as Auburn's all-time leading scorer, was the first Tiger to join the 1,000-point club and was selected as an All-American in 1965-66, averaging 23.7 points and 9.5 rebounds. The Atlanta, Ga., native led the SEC in scoring as a senior in 1965-66 and set nine Auburn scoring records. He was named to Auburn's All-Century team in 2006.

Donahue, Mike

Mike Donahue became the first Auburn head basketball coach in 1905-06, just 14 years after Dr. James Naismith founded the game. He saw Auburn's first varsity basketball team, led by captain Frank Jones, finish 5-1-1. Donahue compiled a 72-81-1 record (.471) in 16 seasons as the Tiger head coach.

Draft

Twenty-nine Auburn players have been selected in the National Basketball Association draft since the league began keeping complete draft lists in 1952. Since 1980, 18 Auburn players have been chosen in the draft, including five first-round picks: Charles Barkley (Philadelphia 76ers in 1984), Chuck Person (Indiana Pacers in 1986), Chris Morris (New Jersey Nets in 1988), Wesley Person (Phoenix Suns in 1994) and Mamadou N'diaye (Denver Nuggets in 2000).

Eaves, Joel

Auburn became recognized as one of the South's premier basketball programs in the '50s and early '60s. Under the legendary Joel Eaves, the Tigers won nearly 70 percent (214-99) of their games during a 14-year period. Auburn's 1960 SEC Championship team was fondly dubbed "Snow White and the Seven Dwarfs" because the white-haired Eaves' starting lineup didn't feature a player taller than 6-4. He guided the Tigers to a 19-3 record in '59-60, including a 12-2 mark in league play. Eaves will be remembered as the founder of the "Shuffle Offense" because his teams ran the motion game to perfection for layups, but he insisted Oklahoma's Bruce Drake should have been given the credit. An Atlanta, Ga., native, Eaves lettered in basketball from 1935-37 and as an end in football from 1934-36. He was an assistant football coach from 1949-63 and was an All-SEC end in 1936.

Ford, Frank

Frank Ford started 127 consecutive games during his four-year career from 1983-87 while helping Auburn to an 82-47 record and four straight NCAA Tournament appearances. Ford still ranked 5th on Auburn's all-time scoring chart with 1,389 points (10.8 ppg) when he left in 1987 and was an honorable mention selection on Auburn All-Century team in 2006. He received his B.A. degree in education in 1988.

Frederick, Rex

Rex Frederick, who had his No. 32 Auburn jersey retired Mar. 4, 2006, was named to Auburn's All-Century team in 2006. The Birmingham, Ala., native earned first-team All-SEC honors in 1957-58, after averaging 16.1 points and 14.8 rebounds. He was the second Auburn player to be named All-American, earning second-team honors in 1958-59. Frederick was a three-time All-SEC pick, earning first-team Associated Press and Coaches honors for two-straight years in the 1957-58 and 1958-59 seasons. He holds Auburn's single-game record pulling down 27 rebounds at SMU Dec. 19, 1957, and held the Tigers single-season rebounding record with 325 in 1957-58, until it was broken by Korvotney Barber in 2008-09. Frederick still holds Auburn's record for single-season rebounding average of 15.3 in 1956-57 and career rebounding average of 14.3. Frederick averaged 12.7 points and 12.9 rebounds to lead Auburn to a 20-2 record in 1958-59 and a No. 8 ranking by the AP and No. 10 ranking by the United Press International.

Hart, Henry

Guard Henry Hart led the team in scoring at 15.5 points per game in 1959-60 while helping Auburn to its first-ever Southeastern Conference regular-season title. As a senior, Hart was a second-team All-America selection by the Helms Athletic Foundation, a two-time All-SEC pick in 1958 and 1959 and held the Auburn record for most free throws made in an SEC game (16 vs. Alabama in 1959). The Eufaula, Ala., native was selected to Auburn's All-Century team in 2006.

Hawkins, Shag

Guard Shag Hawkins was Auburn's first scholarship player as Coca-Cola put a vending machine in the old Alumni Gym where drinks were sold for five cents, and the proceeds would go to Hawkins as his basketball scholarship. The Bagley, Ala., native was the first Auburn player to be named to the All-SEC Tournament team in 1942 in Louisville, Ky. The Tigers defeated Vanderbilt 36-34 and Tulane 45-36 before losing to Kentucky 40-31 in the semifinals. He was also the first Auburn player to lead the SEC in scoring (15.3 ppg) in 1940-41 as a junior.

Johns, Layton

A three-year starter at center for Coach Joel Eaves, Layton Johns led Auburn in scoring and rebounding as both a junior and senior. Johns averaged 15.0 points and 12.4 rebounds in 1962-63 while earning All-SEC honors. His 10.2 career rebounding average is the second-highest in school history, and he was an honorable mention selection on Auburn's All-Century team in 2006.

Johnson, Eddie

Eddie Johnson is one of only two players (Mike Mitchell) to be named a four-time All-SEC selection in Auburn history, including a first-team pick three years. The Weirsdale, Fla., native left as both Auburn's all-time leading scorer (1,988 points) and assists (499). Named to Auburn's All-Century team in 2006, he averaged 19.5 points in his career, currently third-best all-time, including 21.8 points as a freshman and 20.9 points as a sophomore.

Kentucky

Despite trailing in the all-time series 84-17, Auburn posted two of its most impressive road victories of the 1980s at Kentucky.

Darrell Lockhart and Chuck Person combined for 42 points to lead the Tigers to a 75-67 win over No. 6 Kentucky on Jan. 15, 1983, breaking the Wildcats' three-year, 40-game win streak in Rupp Arena.

John Caylor's three-point basket with 10 seconds left gave Auburn a 53-52 upset win over No. 1 Kentucky in Lexington on Jan. 9, 1988.

Kirkpatrick, Bill

Bill Kirkpatrick became Auburn's first All-SEC first-team selection in 1954-55 by the United Press International when he averaged 18.7 points and 3.0 rebounds per game. The three-year starter scored a career-high 36 points vs. Howard Jan. 5, 1955, in Auburn, which ranked as the most points in a single-game in school history.

Lambert, Paul

Paul Lambert, Auburn's 15th head basketball coach, died in a hotel fire June 6, 1978, in Columbus, Ga. Lambert came to Auburn from Southern Illinois where he compiled a 127-84 record (.602 winning percentage) in eight seasons. His 1976-77 ballclub produced a 22-7 record, including a win over Arizona in the opening round of the NCAA Tournament—the Salukis' only appearance in NCAA play at that time. The Paul Lambert Memorial Trophy for leadership is presented annually in his memory at the Auburn Basketball Awards Banquet.

Martin, James

Former Auburn University President Dr. James E. Martin originally came to Auburn from Greensboro (Ala.) High School on a basketball scholarship in 1950. A three-year letterman for Coach Joel Eaves, Martin started at center in 1951-52 and averaged 8.4 points. He scored 443 career points.

Mengelt, John

John Mengelt, who has his No. 15 Auburn jersey retired Jan. 6, 2001, was named to Auburn's All-Century team in 2006. He was a two-time All-America selection in 1969 and 1970. A three-time All-SEC pick, he left as Auburn's all-time leading scoring leader with 1,920 points in three seasons and is currently fifth. The Elwood, Ind., native still holds the Tiger all-time scoring average record (24.8), career free throws made (496) and attempted (619), and most points in a single game (60 vs. Alabama on Feb. 14, 1970).

Mitchell, Mike

Mike Mitchell is ranked second on Auburn's all-time scoring chart with 2,123 points and is still the Tigers' all-time leading rebounder with 996 boards. He was a four-time All-SEC selection, including a first-team pick three years and a third-teamer as a freshman. He was a second-team All-America selection by the Converse Yearbook as a senior in 1977-78 averaging 24.9 points and 8.9 rebounds. Mitchell scored a career-high 40 points at Georgia in 1977. He nearly averaged a double-double for his career with mind-boggling averages of 20.4 points and 9.6 rebounds. Mitchell is ranked second on three of Auburn's career lists: field goals attempted (1830), field goals made (926) and all-time scoring average (20.4). A first round draft choice by the Cleveland Cavaliers in 1978, he played in the NBA from 1978-80 with Cleveland and San Antonio. He was named to Auburn's All-Century team in 2006.

Morris, Chris

Chris Morris was a two-time All-SEC selection in 1987 and 1988, including a consensus first-team pick in 1988. The Atlanta, Ga., native is seventh on Auburn's all-time scoring chart with 1,717 points and sixth with 860 rebounds. He averaged 20.7 points and 9.8 rebounds as a senior in 1987-88 and left as the school's all-time leader in steals with 189. Drafted fourth overall in the 1988 NBA Draft by the New Jersey Nets, Morris was named to Auburn's All-Century team in 2006. NCAA Tournament

Auburn made five straight NCAA tournament appearances from 1984-88 under Sonny Smith. Coach Cliff Ellis' Tigers returned as a No. 1 seed in the South Region in 1999 and advanced to the Sweet 16. Auburn reached the second round in 2000 and advanced to the Sweet 16 in 2003, losing to eventual National Champion Syracuse, 79-78. In fact, Auburn has been knocked out of the NCAA Tournament by the eventual National Champion three times in its eight trips to the Big Dance and in 1988 top-seeded Oklahoma was upset by Kansas in the final. Louisville, which beat the Tigers in the Elite Eight, won the 1986 title while Indiana, which downed Auburn in the second round, won the 1987 title. Auburn sports a 12-8 record (.600 winning percentage) in NCAA play, including an impressive 7-1 mark (seven consecutive) in opening-round games.

National Invitation Tournament

Auburn appeared in its first-ever National Invitation Tournament in the 1992-93 season when it lost at Clemson, 84-72, in the first round. Auburn came within one game of the NIT Final Four in 2008-09 as the Tigers were the No. 1 seed and defeated UT-Martin and Tulsa before losing to Baylor in the third round. Auburn won its first NIT game by defeating Southern Miss 77-62 in 1998 before losing in overtime at Marquette in the second round. The Tigers played host to their first-ever postseason game in a 68-61 loss to Marquette before a boisterous crowd of 9,359 at Beard-Eaves-Memorial Coliseum in the 1995 NIT first round. In the 2001 NIT, Auburn beat Miami, Fla., 60-58, in the first round behind a NIT and Auburn record 13 blocks from freshman Kyle Davis. It was one shy of the NCAA record. The Tigers lost to Tulane 87-73 in overtime in the 1996 first round at Auburn. In addition, Auburn participated in the first-ever preseason National Invitation Tournament, originally called the Big Apple NIT, in 1985. The 10th-ranked Tigers lost to West Virginia, 75-58, in the opening round in Hartford, Conn.

Nickname

Auburn athletic teams are officially nicknamed Tigers. The nickname "Tigers" comes from the same source as the name of the town, Auburn. Both come from the English poet Oliver Goldsmith's poem, "The Deserted Village." In that poem, there is a line, "Where crouching Tigers wait their hapless prey..." It is from that line that the nickname "Auburn Tigers" was born.

Olympic Gold

Charles Barkley played a key role in helping the United States to two gold medals. He led the USA Dream Team to a perfect 8-0 record and the gold medal in the 1992 Olympics, averaging a team-high 18.0 points, and followed that by leading the 1996 USA Dream Team II to a perfect 8-0 record and the gold medal, averaging a team-high 12.0 points and 6.6 rebounds. His scoring average and 144 total points in 1992 rank as the second-best figures compiled by a U.S. player in Olympic history. Only Adrian Dantley posted a better scoring average than Barkley at 19.3 in the 1976 Olympics (seven games). Barkley fell only one point shy of equaling Spencer Haywood's mark of 145 points set during the 1968 Games (nine games).

Charles Barkley

1992 Olympics • Barcelona

Game-by-Game Stats

Opponent	FG	FGA	3FG	3FGA	FT	FTA	REB	PF	PTS	AST	TO	BS	STL	MIN
Angola	10	13	0	0	4	6	6	4	24	5	1	0	3	22
Croatia +	9	11	0	0	2	3	4	4	20	1	1	0	4	20
Germany	6	11	0	0	2	2	3	2	14	1	2	0	2	20
Brazil +	12	14	1	1	5	7	8	2	30	1	1	1	4	19
Spain	8	12	2	2	2	3	6	1	20	4	1	0	1	20
Puerto Rico	2	4	0	0	2	2	1	6	6	2	0	0	0	10
Lithuania +	5	9	2	2	1	2	4	3	13	1	0	0	3	21
Croatia	7	9	2	3	1	1	1	2	17	4	0	0	4	17
TOTAL	59	83	7	8	19	26	33	24	144	19	6	1	21	149

+Games Started

Charles Barkley

1996 Olympics • Atlanta

Game-by-Game Stats

Opponent	FG	FGA	3FG	3FGA	FT	FTA	REB	PF	PTS	AST	TO	BS	STL	MIN
Argentina +	4	5	0	0	1	1	4	2	9	0	1	1	0	15
Angola +	3	3	0	0	1	2	9	2	7	7	1	0	0	18
Lithuania +	4	6	0	1	8	12	5	1	16	3	1	0	1	19
China									DNP					
Croatia +	7	9	0	0	0	0	12	1	14	1	3	0	2	24
Brazil	4	6	1	2	0	0	2	3	9	2	1	0	0	15
Australia +	7	7	1	1	9	11	11	1	24	2	1	0	1	24
Yugoslavia	2	2	0	0	4	6	3	5	8	2	2	0	2	14
TOTAL	31	38	2	4	23	32	46	15	87	17	10	1	6	128

+Games Started

Person, Chuck

Chuck Person, Auburn's all-time leading scorer, ranks fourth on the SEC's all-time scoring chart with 2,311 career points. He was the fourth pick overall in the 1986 NBA Draft by the Indiana Pacers. The 6-foot-8 forward was named NBA Rookie of the Year in 1986-87 after averaging 18.8 points and 8.3 rebounds. Person finished his 13-year NBA campaign with 13,449 career points and 4,557 rebounds. He was a unanimous choice for the city of Auburn's Walk-of-Fame, which has a plaque in his honor on the sidewalk in downtown Auburn. His brother, Wesley, spent 11 years in the NBA. Chuck (#45) and Wesley (#11) both had their Auburn jerseys retired Feb. 18, 2006, and both were named to the Tigers' All-Century team in 2006.

Person, Wesley

Wesley Person was an Associated Press All-American in 1994, a three-time All-SEC selection and is third on the Tigers' all-time scoring chart with 2,066 points. The Brantley, Ala., native is Auburn's all-time leader in 3-pointers made (262) and 3-point percentage (.441). Wesley averaged 22.2 points to lead the SEC in both scoring and in 3-point field goals made in 1993-94. A 1994 NBA first round draft pick, Person finished his 11-year NBA career in 2005 and was named to the Rookie All-NBA second-team in 1994. Wesley (#11) and his brother, Chuck (#45), both had their Auburn jerseys retired Feb. 18, 2006, and both were named to the Tigers' All-Century team in 2006.

Porter, Chris

Chris Porter was the SEC Player of the Year in 1999 as he helped lead Auburn to the SEC Championship with a 29-4 record (state of Alabama record for wins) and the school's only No. 1 NCAA Tournament seed. One of only two first-team All-Americans in Auburn history, he was named to the John Wooden Award, Basketball Times and College Hoops Insider All-American first-teams in 1999. The Abbeville, Ala., native was a two-time All-SEC pick and was a two-time Wooden Award finalist for National Player of the Year. He averaged 16.0 points and 8.6 rebounds as a junior in 1998-99, including a near double-double of 17.2 points and 9.5 rebounds in SEC games. Porter was named to Auburn's All-Century team in 2006.

Rankings

Only six Auburn teams have appeared in the final top 25 wire service polls. The 1957-58 team closed out the regular season with 11-straight wins to finish 16th in the Associated Press poll. In '58-59, All-America center Rex Frederick averaged 12.7 points and 12.9 rebounds to lead Auburn to a 20-2 record and a No. 8 ranking by the Associated Press and No. 10 according to United Press International. After winning its first Southeastern Conference championship in 1959-60, Auburn earned a No. 11 ranking by AP and a No. 17 rating by UPI. In '83-84, Chuck Person and Charles Barkley combined to average 34.2 points and 17.5 rebounds while helping Auburn to its first-ever NCAA Tournament appearance and a No. 19 ranking by UPI. The 1998-99 SEC Champion Tigers that are the winningest team in the state of Alabama history with a 29-4 record, finished the season ranked No. 4 by AP and No. 7 by ESPN/USA Today. The Tigers climbed to as high as second in the nation during the season. Auburn's 24-10 team in 1999-2000 finished ranked 24th by AP. The Associated Press began ranking teams in 1949. United Press International initiated its college basketball poll in 1951.

Robinson, Doc

Doc Robinson was a first-team All-America selection by College Hoops Insider and an Associated Press honorable mention All-American in 1999 in helping lead the Tigers to the SEC Championship and a 29-4 record. The Selma, Ala., native was a two-time All-SEC first-team selection in 1999 and 2000 and finished third on Auburn's career assist list with 568. A member of the all-time winningest senior class in Auburn history with 85 wins, Robinson was named to the Tigers' All-Century team in 2006.

Stat Rankings

Since the NCAA began compiling year-end statistics in 1947-48, Auburn has won five NCAA team stat championships—field goal percentage in '59 (.488), '60 (.521) and '94 (.506) and free throw percent-

age in '60 (.722) and '66 (.792). Guard Roy Brawner became the first Auburn player to rank among the NCAA leaders. Brawner was listed among the national leaders in free throw percentage in '48, '50 and '51.

Stewart, Jack

Jack Stewart, captain of the 1931-32 team which finished 12-3, became Auburn's first All-American. Stewart was a second-team All-America pick by College Humor Magazine as a senior. Purdue's John Wooden was a first-team All-American that season. The Anniston, Ala., native was roommates with Ralph Jordan and close friends on campus with Jeff Beard and Joel Eaves and Wilbur Hutsell was his track coach. Each of them are some of the most honored and respected men in Auburn history.

Tulane

Auburn's first basketball victory came by a 27-7 score over Tulane in 1905-06.

Twenty-Win Seasons

Auburn has had a total of nine 20-win seasons—20-2 in 1927-28, 20-2 in '58-'59, 20-11 in '83-84, 22-12 in '84-85, 22-11 in '85-86, 29-4 in '98-99, 24-10 in '99-00, 22-12 in '02-03 and 24-12 in '08-09. Auburn started playing a 20-plus game schedule on a yearly basis in 1946-47.

Victory Total

Auburn's all-time basketball record is 1218-1059-1 (.535 winning percentage) in 104 seasons.

Voice

The "Voice of the Tigers," Jim Fyffe, spent 22 years as Auburn's lead announcer for football and men's basketball from 1981-2003. Fyffe, a Paintsville, Ky., native, died of a brain aneurysm May 15, 2003. He was known for his signature call, "TOUCHDOWN AUBURN!" in football and by calling out "HELLO (city, state)" of a basketball player's hometown when he dunked the ball. He called play-by-play for Auburn's 1999 SEC Championship basketball season and 1985 SEC Tournament Championship. In addition, he called eight of Auburn's NCAA Tournament appearances, including four Sweet 16s and an Elite 8. In football, he called play-by-play for Auburn's SEC Championship seasons in 1983, 1987, 1988 and 1989 and the Tigers' undefeated season in 1993. He provided radio call for such Tiger greats as Chuck Person, Charles Barkley, Chris Morris, Wesley Person, Chris Porter, Doc Robinson and Marquis Daniels in basketball and Bo Jackson, Brent Fullwood, Tracy Rocker, Aundray Bruce and Takeo Spikes in football.

Vot

Korvotney Barber finished his Auburn career 22nd on Auburn's all-time scoring chart with 1,150 career points and set the school single season record with 347 rebounds in 2008-09. An Associated Press and a Coaches All-SEC second-team selection as a senior in 2008-09, Barber was the only player in the SEC who averaged a double-double in league play with 12.8 points and 11.3 rebounds. He was named the team's MVP as the Tigers finished 24-12 and tied for the second best record in the SEC at 10-6 while advancing to the NIT third round in 2008-09.

Walk-of-Fame

Chuck Person was a unanimous choice in the first year of the city of Auburn's Walk-of-Fame in 1995 which honors former Auburn athletic

greats. Person, Auburn's all-time leading scorer with 2,311 points (before the 3-pointer was instituted) from 1983-86, has a plaque in his honor on the sidewalk in downtown Auburn.

Walk-Ons

In 1988-89, Champ Wrencher became the first walk-on in Auburn basketball history to crack the starting lineup. After holding freshman phenom Chris Jackson of LSU to three second-half baskets, Wrencher earned a starting role in the next game, Feb. 11, 1989, against Mississippi State.

The only other walk-ons to play a more prominent role than Wrencher was Bob Fenn, a backup center for Coach Joel Eaves in the early 1950s, Reggie Sharp, a backup point guard for Auburn's 1999 SEC Championship team, and Nathan Watson, a backup shooting guard for Auburn's 22-12 2003 NCAA Tournament Sweet 16 team. Fenn averaged 6.8 points and 7.8 rebounds per game in 1951-52 while playing behind James Martin, former president of Auburn University. Sharp, a native of Shannon, Miss., will be remembered forever in Tiger lore as he took the inbounds pass with 4.4 seconds left, weaved through traffic and banked-in a 36-foot shot at the buzzer to give Auburn a dramatic 72-69 overtime victory over No. 14 Alabama as a sold out Beard-Eaves-Memorial Coliseum crowd spilled onto the floor to celebrate. In 2003, Watson scored 16 points, all in the second half, vs. eventual NCAA Champion Syracuse in the NCAA Tournament Sweet 16, made the game-winning 3-pointer with :04 left to beat LSU 56-54 and was named to the San Juan Shootout all-tournament team.

War Eagle

“War Eagle” is Auburn’s fight song. The lyrics were written by Al Stillman and the music by Robert Allen.

War Eagle, Fly down the field,
Ever to conquer, never to yield.
War Eagle, fearless and true,
Fight on, you, Orange and Blue. Go! Go! Go!

On to victory, Strike up the band;
Give 'em hell, Give 'em hell, Stand up and Yell, Hey!!
War Eagle, Win for Auburn,
Power of Dixieland.

White, Gerald

Gerald White quarterbacked Auburn to an 82-47 record during his four-year career (1983-87), including four straight NCAA Tournament appearances and three 20-win seasons. White, Auburn’s all-time assist leader with 624, received his bachelor’s degree in education in 1988.

X-tra Periods

Auburn’s all-time record in overtime games is 44-45 (.494 winning percentage). The Tigers’ last overtime game was on Feb. 13, 2010, an 85-75 loss to Mississippi State in Starkville. Auburn defeated Georgia 95-91 in quadruple overtime in the 1979 SEC Tournament in Birmingham, Ala. The game still ranks as the longest SEC Tournament game in history.

Zone Defense

Zone defenses never have been very popular with Auburn coaches. Coach Joel Eaves is best remembered for the “Shuffle Offense” but

he and his assistant, Bill Lynn, preached man-to-man defense. Auburn ranked among the NCAA leaders in scoring defense for five straight years from 1958-59 to '62-'63, allowing less than 60 points per game annually.

• Game 15 •

Auburn 96, West Georgia 72
 January 5, 2010
 Beard-Eaves Memorial Coliseum
 Auburn, Ala.

DeWayne Reed scored a game-high 20 points while Frankie Sullivan added 17 points and Tay Waller 16 points to lead Auburn to a 96-72 win over Div. II West Georgia in Beard-Eaves-Memorial Coliseum. It was the Tigers' fourth straight win in its final non-conference game before SEC play. Auburn scored a season-high in points and equaled a season-high with 13 three-pointers made for the second consecutive game to go along with a season-low nine turnovers. Reed went 8-of-11 from the field, including 4-of-6 from 3-point range, and had six assists to zero turnovers. Sullivan dished out a career-high six assists while Waller went 4-of-9 from behind the arc. West Georgia closed to within 66-57 on a Jeremy Smith 3-pointer with 10:19 to play, but Auburn scored 15 straight points beginning with three consecutive 3-pointers by Lucas Hargrove, Sullivan and Reed followed by three layups by Sullivan, Lett and Sullivan again for an 81-57 lead. The Tigers enjoyed their largest lead at 84-59 on a Reed 3-pointer with 5:43 remaining. Auburn jumped out to an early 17-5 lead less than four minutes in and led by as much as 18 points in the first half at 43-25 on a pair of Waller foul shots.

West Georgia	FG	3FG	FT	R	F	TP	A	T	B	S	M
Julian Jones, F	1-2	0-0	2-2	4	5	4	2	1	0	0	21
Jeremy Smith, F	2-7	1-3	1-1	3	2	6	2	2	0	1	33
John Pringle, F	8-12	1-3	1-1	5	2	18	2	5	0	1	24
Vojin Svlar, G	3-6	0-3	6-8	3	1	12	2	2	0	2	23
Gavin Field, G	4-10	4-9	0-0	4	1	12	3	1	2	0	27
Deion Sims	4-10	3-4	1-1	1	0	12	0	1	0	0	19
Ryan Godfrey	0-2	0-1	0-0	2	0	0	1	0	0	0	23
Chris Colvin	0-2	0-1	0-0	0	0	0	0	0	0	0	5
Omar Malcolm	1-2	0-0	0-0	0	2	0	0	0	0	0	0
Justin Cummings	3-7	0-3	0-0	4	1	6	3	2	0	0	25
Team	3										
Totals	26-60	9-27	11-13	29	12	72	14	15	2	4	200

FG%: 1st Half 12-27 .444, 2nd Half 14-33 .424, Game 26-60 .433;
 3FG%: 1st Half 2-11 .182, 2nd Half 7-16 .438, Game 9-27 .333;
 FT%: 1st Half 7-9 .778, 2nd Half 4-4 1.000, Game 11-13 .846;
 Deadball Rebounds: 3.

Auburn	FG	3FG	FT	R	F	TP	A	T	B	S	M
Lucas Hargrove, F	3-4	1-1	1-2	4	2	8	2	0	0	1	26
Johnnie Lett, F	3-4	0-0	1-1	2	1	7	1	0	0	1	16
DeWayne Reed, G	8-11	4-6	0-1	1	20	6	0	0	2	29	
Frankie Sullivan, G	7-13	2-8	1-1	1	17	6	2	0	1	27	
Tay Waller, G	5-10	4-9	2-2	4	1	16	1	3	0	1	23
Andre Malone	1-6	0-3	1-2	2	1	3	0	0	0	2	17
Ty Armstrong	3-6	0-0	0-0	2	1	6	0	2	0	0	11
Larry Williams	1-1	1-1	0-0	0	0	3	0	0	0	0	1
Josh Wallace	0-1	0-0	0-0	0	0	1	0	0	0	0	8
Tony Neysmith	0-1	0-0	0-0	1	0	0	0	0	0	0	3
Kenny Gabriel	2-4	1-2	1-2	6	3	6	0	1	0	0	13
Jake Drum	0-0	0-0	0-0	0	0	0	0	0	0	0	1
Brendon Knox	4-7	0-0	1-1	5	1	9	0	1	1	0	13
Earnest Ross	0-3	0-3	0-0	6	0	2	0	0	1	1	11
Rob Chubb	0-0	0-0	1-2	2	0	1	0	0	0	0	1
Team	5										
Totals	37-71	13-33	9-13	40	14	96	19	9	1	9	200

FG%: 1st Half 16-34 .471, 2nd Half 21-37 .568, Game 37-71 .521;
 3FG%: 1st Half 8-19 .421, 2nd Half 5-14 .357, Game 13-33 .394;
 FT%: 1st Half 5-6 .833, 2nd Half 4-7 .571, Game 9-13 .692;
 Deadball Rebounds: 2.

SCORE BY PERIODS	1	2	F
West Georgia (7-7)	33	39	-- 72
Auburn (9-6)	45	51	-- 96

OFFICIALS--Anthony Jordan, Earnie Pheal, John Heatly
 TECHNICAL FOULS--None
 ATTENDANCE--3,208

• Game 16 •

South Carolina 80, Auburn 71
 January 9, 2010
 Beard-Eaves-Memorial Coliseum
 Auburn, Ala.

Devan Downey scored a game-high 33 points to lead South Carolina to an 80-71 victory over Auburn in Beard-Eaves-Memorial Coliseum in the SEC opener for both teams. It was the final SEC opener in the arena's 42-year history. Brendon Knox scored a career-high 22 points on 9-of-11 shooting for the Tigers while DeWayne Reed added 19 points and eight assists and Lucas Hargrove 12 points and 12 rebounds. Auburn went on a 9-2 run to tie it at 52-52 with 10:06 to play, but South Carolina scored eight straight points to take command. Downey, who scored 23 second half points on 7-of-11 shooting, scored 17 of his points in the final 10 minutes of the game. The closest Auburn would get the rest of the way was seven points. The Tigers shot 44.6 percent from the field but only 2-of-15 from 3-point range and 11-of-21 from the foul line compared to the Gamecocks' 44 percent shooting (11-of-25) from 3-point range and 13-of-17 from the free throw line. Auburn outscored South Carolina 52-26 in the paint while the Gamecocks nearly equaled the Tigers in shooting 45.2 percent from the floor. The Tigers scored the first seven points of the game, but the Gamecocks tied it at 7-7 for the first of seven ties in the opening 20 minutes to go along with five lead changes. After South Carolina tied it, the lead was never more than three points by either team the rest of the half. Leading 32-29 at intermission, South Carolina scored the first four points and kept the Tigers at bay until they tied it at 52.

South Carolina	FG	3FG	FT	R	F	TP	A	T	B	S	M
Lakeem Jackson, F1-5	0-0	0-0	3	1	2	2	1	0	2	23	
Sam Muldrow, F	5-8	2-3	0-0	8	4	12	0	2	4	1	26
Devan Downey, G11-23	4-9	7-10	1	2	33	3	8	0	4	33	
Brandis Bailey-Ross, G3-7	3-6	2-2	4	2	11	3	3	0	0	36	
Ramon Galloway, G	2-5	1-2	0-1	2	3	5	3	1	0	1	19
Stephen Spinella	3-6	1-2	0-0	2	7	0	1	0	0	13	
Austin Steeed	3-4	0-0	4-4	6	1	10	1	0	0	15	
Evaldas Banilius	0-3	0-3	0-0	3	2	0	1	0	0	23	
Johndre Jefferson	0-1	0-0	0-0	5	1	0	0	0	1	1	12
Team	3										
Totals	28-62	11-25	13-17	37	16	80	12	17	5	8	200

FG%: 1st Half 11-31 .355, 2nd Half 17-31 .548, Game 28-62 .452;
 3FG%: 1st Half 6-16 .375, 2nd Half 5-9 .556, Game 11-25 .440;
 FT%: 1st Half 4-4 1.000, 2nd Half 9-13 .692, Game 13-17 .765;
 Deadball Rebounds: 3.

Auburn	FG	3FG	FT	R	F	TP	A	T	B	S	M
Lucas Hargrove, F	4-14	0-2	4-6	12	3	12	4	5	0	2	36
Johnnie Lett, F	0-1	0-0	0-0	2	1	0	0	0	0	0	7
DeWayne Reed, G	8-20	0-2	3-7	2	4	19	8	6	0	1	39
Frankie Sullivan, G	5-9	0-2	0-2	5	5	10	2	1	0	5	33
Tay Waller, G	3-8	2-6	0-1	3	2	8	1	0	0	1	33
Andre Malone	0-1	0-0	0-0	2	1	0	0	1	0	0	11
Ty Armstrong	0-0	0-0	0-0	0	0	0	0	0	0	0	3
Josh Wallace	0-0	0-0	0-0	0	0	0	0	0	0	0	2
Kenny Gabriel	0-0	0-0	0-0	0	0	0	0	1	0	0	3
Brendon Knox	9-11	0-0	4-5	7	2	22	0	2	1	0	30
Earnest Ross	0-1	0-1	0-0	1	0	0	0	2	0	0	3
Team	7										
Totals	29-65	2-13	11-21	41	18	71	15	18	1	9	200

FG%: 1st Half 12-32 .375, 2nd Half 17-33 .515, Game 29-65 .446;
 3FG%: 1st Half 2-9 .222, 2nd Half 0-4 .000, Game 2-13 .154;
 FT%: 1st Half 3-8 .375, 2nd Half 8-13 .615, Game 11-21 .524;
 Deadball Rebounds: 3.

SCORE BY PERIODS	1	2	F
South Carolina (10-5, 1-0)	32	48	-- 80
Auburn (9-7, 0-1)	29	42	-- 71

OFFICIALS--Doug Sirmons, J.B. Caldwell, Brent Barnaky
 TECHNICAL FOULS--None
 ATTENDANCE--5,638

• Game 17 •

#9 Tennessee 81, Auburn 55
 January 14, 2010
 Thompson-Boling Arena
 Knoxville, Tenn.

Wayne Chism totaled 12 points and 12 rebounds while Bobby Maze and J.P. Prince had 14 points apiece to lead No. 9 Tennessee to an 81-55 victory over Auburn in Thompson-Boling Arena. DeWayne Reed led the Tigers with 19 points while Frankie Sullivan added 14. Auburn was on fire in the first half as the Tigers led 34-22 with 5:46 left behind nine made 3-pointers. The Vols scored 16 straight points before Sullivan nailed a trey just before the halftime buzzer as Tennessee held a 38-37 lead at intermission. Auburn, which went 10-of-24 from 3-point range in the first half, only scored 18 second half points on 5-of-19 shooting from the field, 1-of-11 from 3-point range. Tennessee outscored Auburn 59-21 in the final 25:45 of the game. The Tigers' last lead of the game was 42-40 just under two minutes into the second half. For the game, the Vols outshot the Tigers 60.8 percent to 30.4 percent.

Auburn	FG	3FG	FT	R	F	TP	A	T	B	S	M
Lucas Hargrove, F	4-8	2-6	0-1	8	2	10	5	4	0	1	31
Johnnie Lett, F	0-2	0-0	0-0	2	3	0	2	0	0	0	13
DeWayne Reed, G	5-15	2-8	7-8	3	2	19	2	4	0	1	35
Frankie Sullivan, G	5-15	4-9	0-0	3	3	14	2	1	0	1	34
Tay Waller, G	2-6	2-6	1-2	7	3	7	1	1	0	0	25
Andre Malone	0-1	0-1	0-0	0	0	0	0	0	0	0	5
Ty Armstrong	0-1	0-0	0-2	1	1	0	0	0	1	0	7
Josh Wallace	0-1	0-0	0-0	0	0	0	0	0	0	0	1
Kenny Gabriel	0-2	0-2	0-0	1	0	0	0	0	0	0	11
Brendon Knox	0-2	0-0	2-4	5	4	2	0	5	0	1	18
Earnest Ross	1-3	1-3	0-0	1	4	3	0	0	0	1	17
Team	1										
Totals	17-56	11-35	10-17	33	23	55	10	17	1	6	200

FG%: 1st Half 12-37 .324, 2nd Half 5-19 .263, Game 17-56 .304;
 3FG%: 1st Half 10-24 .417, 2nd Half 1-11 .091, Game 11-35 .314;
 FT%: 1st Half 3-4 .750, 2nd Half 7-13 .538, Game 10-17 .588;
 Deadball Rebounds: 5.

Tennessee	FG	3FG	FT	R	F	TP	A	T	B	S	M
Ronaldo Woolridge, F	3-5	2-4	0-0	7	3	8	1	3	2	0	23
Wayne Chism, C	3-8	1-2	5-5	12	4	12	1	3	1	6	26
Bobby Maze, G	6-8	2-2	0-0	2	14	9	1	1	1	30	
J.P. Prince, G	5-6	0-1	4-8	2	1	14	3	4	0	2	27
Scotty Hopson, G	5-8	1-3	0-0	2	0	11	0	3	0	0	21
Quinn Cannington	0-0	0-0	0-0	0	0	0	0	0	0	0	1
Skylar McBee	2-5	1-4	2-2	1	3	7	0	1	0	0	23
Kenny Hall	5-7	0-0	0-0	4	2	10	0	0	1	0	20
Steven Pearl	2-2	0-0	1-4	3	0	5	1	0	0	0	10
Josh Bone	0-2	0-2	0-0	2	0	0	0	0	0	0	19
Team	0										
Totals	31-51	7-18	12-19	35	15	81	15	15	5	9	200

FG%: 1st Half 12-22 .545, 2nd Half 19-29 .655, Game 31-51 .608;
 3FG%: 1st Half 3-9 .333, 2nd Half 4-9 .444, Game 7-18 .389;
 FT%: 1st Half 11-14 .786, 2nd Half 1-5 .200, Game 12-19 .632;
 Deadball Rebounds: 0.

SCORE BY PERIODS	1	2	F
Auburn (9-8, 0-2)	37	18	-- 55
Tennessee (13-2, 1-0)	38	43	-- 81

OFFICIALS--Tom Eades, Doug Shows, Les Jones
 TECHNICAL FOULS--None
 ATTENDANCE--20,368

• Game 18 •

#2 Kentucky 72, Auburn 67
January 16, 2010
Beard-Eaves Memorial Coliseum
Auburn, Ala.

Down by 19 points with less than two minutes left in the first half, Auburn tied it at 60 and DeWayne Reed missed a game-tying 3-pointer with 12 seconds left to allow No. 2 Kentucky to hold on for a 72-67 victory over Auburn. Reed scored a game-high 19 points and dished out six assists while Frankie Sullivan added 15 points on 3-of-5 3-point shooting in only 22 minutes after being saddled with foul trouble before an overflow crowd of 11,669. Kentucky's John Wall sank two foul shots with :09 left to allow the Wildcats to win their 18th straight game to open the season. Reed sank back-to-back 3s as Auburn closed to within 39-26 at halftime. The Tigers, who outscored the Wildcats 40-21 to tie it at 60 on Sullivan's 3-pointer with 8:24 remaining, closed to within 46-41 on Hargrove's trey five minutes into the second half. It was a dogfight from that point on. Kentucky pushed its lead back to 50-41 a minute later, but Auburn kept chipping away and an Andre Malone steal led to a Reed layup to bring the Tigers to within 53-52 with 10:42 remaining. Darius Miller missed a 3-pointer on the Wildcats' next possession, and the Tigers had a chance to take their first lead of the game, but Reed walked the ball up the court and was whistled for a 10 second violation. Kentucky quickly answered with a DeAndre Liggins 3-pointer from the corner and a pair of Wall free throws to back up by six. A Sullivan layup and a Tay Waller 3-pointer closed the Tigers back to within 58-57. After Sullivan's trey tied it at 60, Liggins' layup gave the Wildcats the lead for good but the margin was never more than six points the rest of the way. Hargrove's fall-a-way 10-footer closed Auburn to within 64-62 with 4:34 to play while a pair of Reed free throws brought Auburn to within 70-67 with 1:09 left. Eric Bledsoe missed a 3-pointer on Kentucky's next possession with 39 seconds remaining to give Auburn a shot to tie it. Brendon Knox's shot in the lane was blocked out of bounds by DeMarcus Cousins with 19 seconds to go to set up the in-bounds play that led to Reed's missed game-tying 3-pointer. Cousins led Kentucky with 16 points and 11 rebounds while Wall and Bledsoe had 13 points apiece and Patrick Patterson 12 points. Auburn forced National Player of the Year candidate Wall into seven turnovers, including six in the second half.

Kentucky	FG	3FG	FT	R	F	TP	A	T	B	S	M	
DeMarcus Cousins, F	5-6	0-0	6-10	11	3	16	3	1	4	1	30	
Patrick Patterson, F	4-6	0-0	4-6	5	1	12	3	1	0	0	36	
Darius Miller, G	1-4	1-4	0-0	2	1	3	0	1	2	0	19	
John Wall, G	3-6	0-0	7-8	2	0	13	4	7	0	1	35	
Eric Bledsoe, G	4-10	2-5	3-5	2	1	13	2	3	0	2	38	
Darnell Dodson	1-3	1-3	0-0	1	3	0	1	0	0	0	9	
Ramon Harris	0-2	0-1	0-0	3	0	0	0	0	0	0	6	
Perry Stevenson	2-3	0-0	0-0	2	0	4	0	0	0	2	6	
Daniel Orton	0-0	0-0	3-6	3	2	3	1	2	1	0	7	
DeAndre Liggins	2-3	1-1	0-0	3	1	5	0	0	0	0	14	
Team				3								
Totals	22-43	5-14	23-35	34	13	72	13	16	7	6	200	

FG%: 1st Half 11-22 .500, 2nd Half 11-21 .524, Game 22-43 .512;
3FG%: 1st Half 1-4 .250, 2nd Half 4-10 .400, Game 5-14 .357;
FT%: 1st Half 16-27 .593, 2nd Half 7-8 .875, Game 23-35 .657;
Deadball Rebounds: 5.

Auburn	FG	3FG	FT	R	F	TP	A	T	B	S	M	
Lucas Hargrove, F	4-9	1-4	1-2	4	3	10	2	4	0	2	38	
Johnnie Lett, F	2-4	0-0	0-0	4	1	4	2	0	1	0	21	
DeWayne Reed, G	7-25	3-9	2-2	2	2	19	6	6	0	2	40	
Frankie Sullivan, G	6-9	3-5	0-2	3	4	15	0	0	0	2	22	
Tay Waller, G	1-4	1-4	0-0	3	3	3	1	0	0	0	28	
Andre Malone	2-3	0-1	2-2	9	2	6	0	0	0	3	24	
Ty Armstrong	0-0	0-0	0-0	0	1	0	0	0	0	0	2	
Kenny Gabriel	1-1	1-1	0-0	0	1	3	0	1	0	0	3	
Brendon Knox	2-4	0-0	3-6	0	4	7	0	1	0	0	17	
Earnest Ross	0-1	0-0	0-0	1	0	0	0	0	0	1	5	
Team				4								
Totals	25-60	9-24	8-14	30	21	67	11	12	1	10	200	

FG%: 1st Half 9-31 .290, 2nd Half 16-29 .552, Game 25-60 .417;
3FG%: 1st Half 5-14 .357, 2nd Half 4-10 .400, Game 9-24 .375;
FT%: 1st Half 3-6 .500, 2nd Half 5-8 .625, Game 8-14 .571;
Deadball Rebounds: 5.

SCORE BY PERIODS	1	2	F
Kentucky (18-0, 3-0)	39	33	--
Auburn (9-9, 0-3)	26	41	--

OFFICIALS--Joe Lindsay, J.B. Caldwell, Lee Cassell
TECHNICAL FOULS--None
ATTENDANCE--11,669 (c+)

• Game 19 •

Auburn 84, LSU 80
January 20, 2010
Pete Maravich Assembly Center
Baton Rouge, La.

DeWayne Reed scored 21 points while Frankie Sullivan added 15 and the go-ahead 3-pointer with 1:10 to go to give Auburn an 84-80 victory over LSU in the Maravich Assembly Center. Auburn held LSU scoreless for all but nine seconds in the final 3:29. After LSU took a 76-72 lead with 3:29 to play, Auburn scored 10 straight points to put the game away. LSU wouldn't score again until Dennis Harris' put-back with :09 left. With LSU up 76-75, Sullivan nailed the big trey from the right corner to give Auburn the lead for good at 78-76 with 1:10 left. Tasmin Mitchell, who totaled 38 points and 10 rebounds, pushed off on LSU's next possession for an offensive foul. Reed was then fouled by Bo Spencer and sank one free throw and missed the second, but freshman Earnest Ross came up with the biggest rebound of the game as Auburn then called timeout with 30 seconds to go. Sullivan sank a pair of foul shots to put Auburn up 81-76 and to seal the win. After LSU scored the first six points to open the game, Auburn went on a 16-4 run to take a 16-10 lead on a Lucas Hargrove 3-pointer with 13:38 left. Reed picked up his second foul 40 seconds later and went to the bench for the rest of the half. Freshman walk-on Josh Wallace played the remaining 13 minutes of the half and scored four points. Wallace had only played six total minutes in Auburn's previous three SEC games. Auburn led by as many as nine points at 27-18 with 8:42 left in the half on a pair of Hargrove free throws. Tasmin Mitchell scored 23 points in the first half alone on 9-of-12 shooting as LSU came back to take a 47-45 halftime lead. LSU stretched its halftime lead to 60-53 but Auburn scored 10 straight points, six on back-to-back 23-foot 3-pointers from Reed, to regain the lead at 63-60 with 11:42 left. LSU answered with eight straight points for a 68-63 edge with nine minutes remaining.

Auburn	FG	3FG	FT	R	F	TP	A	T	B	S	M	
Lucas Hargrove, F	5-10	1-2	3-6	6	4	14	0	0	0	0	33	
Johnnie Lett, F	2-3	0-0	0-1	3	3	4	0	1	0	0	15	
DeWayne Reed, G	5-9	3-5	8-14	3	3	21	2	4	1	0	27	
Frankie Sullivan, G	4-5	3-4	4-4	4	4	15	3	0	0	2	26	
Tay Waller, G	3-9	3-8	5-6	2	3	14	0	2	0	2	33	
Andre Malone	0-2	0-0	0-0	1	0	0	1	0	1	0	10	
Ty Armstrong	0-0	0-0	0-0	1	0	0	0	0	0	0	2	
Josh Wallace	2-3	0-0	0-0	1	2	4	0	2	0	0	13	
Brendon Knox	4-7	0-0	2-2	6	1	10	3	0	0	0	27	
Earnest Ross	1-2	0-1	0-0	2	1	2	0	1	0	0	14	
Team				2								
Totals	26-50	10-22	22-33	30	23	84	8	11	1	5	200	

FG%: 1st Half 15-27 .556, 2nd Half 11-23 .478, Game 26-50 .520;
3FG%: 1st Half 6-10 .600, 2nd Half 4-12 .333, Game 10-22 .455;
FT%: 1st Half 9-11 .818, 2nd Half 13-22 .591, Game 22-33 .667;
Deadball Rebounds: 2.

LSU	FG	3FG	FT	R	F	TP	A	T	B	S	M	
Tasmin Mitchell, F	15-22	4-7	4-5	10	4	38	1	2	0	0	40	
Dennis Harris, F	2-4	0-0	0-0	4	3	4	0	0	1	0	9	
Storm Warren, F	4-6	0-0	9-11	11	4	17	0	1	2	3	35	
Chris Bass, G	0-1	0-1	0-0	1	5	0	2	0	0	1	14	
Bo Spencer, G	4-17	0-6	4-6	0	1	12	4	1	0	2	40	
Garrett Green	0-2	0-0	0-0	3	1	0	2	2	0	0	13	
Daron Populist	0-0	0-0	0-0	0	0	0	0	0	0	0	2	
Aaron Dotson	2-3	0-1	0-0	0	1	4	0	1	0	0	10	
Eddie Ludwig	0-2	0-1	0-0	2	1	0	1	0	0	0	7	
Zach Kinsley	1-6	1-2	2-2	6	3	5	1	4	1	0	30	
Team				2								
Totals	28-63	5-18	19-24	39	23	80	11	11	4	6	200	

FG%: 1st Half 16-29 .552, 2nd Half 12-34 .353, Game 28-63 .444;
3FG%: 1st Half 2-7 .286, 2nd Half 3-11 .273, Game 5-18 .278;
FT%: 1st Half 13-15 .867, 2nd Half 6-9 .667, Game 19-24 .792;
Deadball Rebounds: 4.

SCORE BY PERIODS	1	2	F
Auburn (10-9, 1-3)	45	39	--
LSU (9-9, 0-4)	47	33	--

OFFICIALS--Tony Green, Mike Nance, Anthony Jordan
TECHNICAL FOULS--None
ATTENDANCE--9,445

• Game 20 •

Vanderbilt 82, Auburn 74
January 23, 2010
Memorial Gymnasium
Nashville, Tenn.

Vanderbilt erased a 16-point deficit to come back and defeat Auburn 82-74 in Memorial Gymnasium as the Commodores shot 64 percent from the field in the second half. Lucas Hargrove led the Tigers with 19 points and 10 rebounds while DeWayne Reed had 16 points and Frankie Sullivan 14 points. After Hargrove opened the second half with a steal and dunk to put Auburn up 45-32, Vanderbilt kicked it into gear with an 11-2 run to draw to within 47-43 as the momentum changed in front of a sold out crowd of 14,316. John Jenkins's 24-foot, 3-pointer allowed the Commodores to regain the lead for good at 55-53 with 11:36 remaining, capping an 8-point turnaround. With Vanderbilt holding a 65-60 lead, Auburn's Frankie Sullivan was whistled for a charge that erased his made layup. With a made free throw to follow, the lead could have been cut to two with 5:47 remaining. The Commodores then quickly scored six straight points to push their lead to 71-60 with 3:29 to play, and the lead never dipped below eight points the rest of the way. Auburn jumped out to a quick 20-10 lead almost seven minutes in, but Vanderbilt scored seven straight points. The Tigers used a 9-0 run to push their lead back up to 33-19 on a Reed 3-pointer from the left corner with 5:38 on the clock. A Ty Armstrong tip-in and a Lucas Hargrove 3-pointer gave Auburn its largest lead at 41-25 with just over three minutes to go before holding a 43-32 lead at the half. Vanderbilt started SEC play 4-0 for the first time since 1965-66 as it ran its overall record to 15-3. Jeffery Taylor scored 18 points to lead four Commodores in double figures as A.J. Ogilvy had 17 points and eight rebounds, Brad Tinsley 15 points and Jermaine Beal 14.

Auburn	FG	3FG	FT	R	F	TP	A	T	B	S	M	
Lucas Hargrove, F	5-9	1-2	8-9	10	2	19	2	1	0	1	37	
Johnnie Lett, F	2-2	0-0	1-1	3	5	4	0	1	0	1	18	
DeWayne Reed, G	6-12	1-2	3-3	4	1	16	4	5	0	0	36	
Frankie Sullivan, G	4-12	2-6	4-4	4	5	14	2	2	0	0	37	
Tay Waller, G	3-10	2-7	1-1	4	2	9	1	1	0	1	33	
Andre Malone	0-2	0-2	0-0	0	1	0	0	0	0	0	2	
Ty Armstrong	1-2	0-0	1-2	1	2	3	0	1	1	0	10	
Larry Williams	1-1	1-1	0-0	0	3	0	0	0	0	0	1	
Josh Wallace	0-0	0-0	0-0	0	0	0	0	1	0	0	3	
Tony Neysmith	0-0	0-0	0-0	0	0	0	0	0	0	0	1	
Jake Drum	0-0	0-0	0-0	0	0	0	0	0	0	0	1	
Brendon Knox	3-3	0-0	0-2	0	5	6	0	1	0	1	12	
Earnest Ross	0-1	0-0	0-2	3	1	0	0	1	0	0	8	
Rob Chubb	0-0	0-0	0-0	0	0	0	0	0	0	0	1	
Team				4								
Totals	25-54	7-20	17-24	33	24	74	9	14	1	4	200	

FG%: 1st Half 16-30 .533, 2nd Half 9-24 .375, Game 25-54 .463;
3FG%: 1st Half 5-12 .417, 2nd Half 2-8 .250, Game 7-20 .350;
FT%: 1st Half 6-9 .667, 2nd Half 11-15 .733, Game 17-24 .708;
Deadball Rebounds: 3.

Vanderbilt	FG	3FG	FT	R	F	TP	A	T	B	S	M	
Andre Walker, F	0-1	0-0	0-0	5	5	0	1	3	0	1	24	
Jeffery Taylor, F	5-7	0-0	8-8	3	3	18	3	1	0	1	22	
A.J. Ogilvy, C	6-12	0-0	5-8	8	2	17	1	0	5	2	31	
Jermaine Beal, G	6-12	2-7	0-0	0	14	5	1	0	1	3	32	
Brad Tinsley, G	6-10	0-1	3-3	1	1	15	3	2	0	0	33	
Festus Ezeli	0-0	0-0	0-0	2	3	0	0	1	0	0	9	
Lance Goulbourne	1-4	1-4	1-2	2	2	4	0	1	0	0	16	
Darshawn McClellan	0-0	0-0	0-0	0	0	0	0	0	0	0	1	
John Jenkins	4-6	1-2	0-0	4	1	9	0	0	0	2	23	
Steve Tchiengang	1-2	1-1	2-4	1	2	5	0	1	0	1	9	
Team				2								
Totals	29-54	5-15	19-25	28	19	82	13	10	5	8	200	

FG%: 1st Half 11-26 .423, 2nd Half 18-28 .643, Game 29-54 .537;
3FG%: 1st Half 4-9 .444, 2nd Half 1-6 .167, Game 5-15 .333;
FT%: 1st Half 6-8 .750, 2nd Half 13-17 .765, Game 19-25 .760;
Deadball Rebounds: 3.

SCORE BY PERIODS	1	2	F
Auburn (10-10, 1-4)	43	31	--
Vanderbilt (15-3, 4-0)	32	50	--

OFFICIALS--Tony Greene, John Hampton, Terry Moore
TECHNICAL FOULS--None
ATTENDANCE--14,316 (c)

• Game 21 •

#18 Ole Miss 84, Auburn 74
January 28, 2010
Beard-Eaves-Memorial Coliseum
Auburn, Ala.

No. 18 Ole Miss shot 56.7 percent from the field and was led by Chris Warren's 20 points and Terrico White's 19 points en route to an 84-74 victory over Auburn in Beard-Eaves-Memorial Coliseum. Tay Waller scored a season-high 21 points for the Tigers on 5-of-11 3-point shooting. Leading 62-61 with 7:47 remaining, Ole Miss used a 16-4 run in 3:20 to take command at 78-67 on a White jumper with 4:27 left. Auburn didn't get closer than nine points the rest of the way. Auburn led 11-4 four minutes into the game and 17-11 seven minutes in, but Ole Miss used a 9-1 run to take a 20-18 lead. The game was close for the remainder of the first half as Brendon Knox made a conventional 3-point play with three seconds left to give the Tigers a 41-38 halftime lead. The Tigers built their lead to 45-40 only to have the Rebels go on an 11-2 run to take a 51-47 lead on another White jumper with 14:36 to play. Auburn committed only a season-low five turnovers, just missing the school record low of three against Georgia in 1970. DeWayne Reed added 15 points and seven assists, Lucas Hargrove had 11 points, eight rebounds and four assists, Brendon Knox 10 points and six rebounds. Auburn shot only 36.5 percent from the field for the game and 30.6 percent from 3-point range (11-of-36) while Ole Miss shot a torrid 65.4 percent in the second half. The Rebels outscored the Tigers 46-24 in the paint and outrebanded Auburn 40-35.

Ole Miss	FG	3FG	FT	R	F	TP	A	T	B	S	M
Terrance Henry, F 4-7	1-1	0-0	10-3	9	0	1	2	0	30		
DeAndre Cranston, F3-4	0-0	0-0	1	1	6	0	0	1	0	15	
Chris Warren, G 7-12	4-7	2-2	4	2	20	5	1	0	1	34	
Eniel Polynice, G 6-11	0-1	2-3	5	3	14	5	4	1	0	31	
Terrico White, G 8-12	2-5	1-2	7	1	19	2	1	0	1	33	
Reginald Buckner 3-5	0-0	2-2	6	1	8	0	0	2	0	24	
Trevor Gaskins 1-3	0-2	1-2	1	0	3	0	0	0	0	8	
Murphy Holloway 1-2	0-0	1-2	1	2	3	0	2	1	0	9	
Zach Graham 1-4	0-1	0-0	2	0	2	0	1	0	0	16	
Team			3								
Totals	34-60	7-17	9-13	40	13	84	12	10	7	2	200

FG%: 1st Half 17-34 .500, 2nd Half 17-26 .654, Game 34-60 .567; 3FG%: 1st Half 3-12 .250, 2nd Half 4-5 .800, Game 7-17 .412; FT%: 1st Half 1-3 .333, 2nd Half 8-10 .800, Game 9-13 .692; Deadball Rebounds: 3.

Auburn	FG	3FG	FT	R	F	TP	A	T	B	S	M
Lucas Hargrove, F 4-9	2-6	1-2	8	1	11	4	1	1	1	33	
Johnnie Lett, F 0-1	0-0	0-0	0	0	0	0	1	0	0	6	
DeWayne Reed, G 4-15	2-7	5-6	2	1	15	7	2	0	1	39	
Frankie Sullivan, G 2-12	2-9	1-2	4	3	7	3	1	0	2	33	
Tay Waller, G 8-17	5-11	0-0	2	3	21	1	0	1	3	34	
Andre Malone 1-3	0-1	0-0	1	0	2	0	0	1	0	6	
Ty Armstrong 3-3	0-0	0-0	2	0	6	0	0	0	0	6	
Tony Neysmith 0-0	0-0	0-0	1	1	0	0	0	1	4		
Brendon Knox 4-10	0-4	0-0	6	1	10	2	0	3	0	29	
Earnest Ross 1-4	0-2	0-0	4	1	2	1	0	0	0	10	
Team			5								
Totals	27-74	11-36	9-14	35	11	74	18	5	6	8	200

FG%: 1st Half 13-35 .371, 2nd Half 14-39 .359, Game 27-74 .365; 3FG%: 1st Half 8-19 .421, 2nd Half 3-17 .176, Game 11-36 .306; FT%: 1st Half 7-9 .778, 2nd Half 2-5 .400, Game 9-14 .643; Deadball Rebounds: 4.

SCORE BY PERIODS	1	2	F	
Ole Miss (16-4, 4-2)	38	46	--	84
Auburn (10-11, 1-5)	41	33	--	74

OFFICIALS--Ted Valentine, Pat Adams, Mike Kitts
TECHNICAL FOULS--None
ATTENDANCE--6,984

• Game 22 •

Auburn 58, Alabama 57
January 30, 2010
Beard-Eaves Memorial Coliseum
Auburn, Ala.

Tay Waller scored a game-high 20 points and Lucas Hargrove made the game-winning free throw with 3.1 seconds left to give Auburn a 58-57 victory over Alabama in the final game between the two rivals in Beard-Eaves-Memorial Coliseum history. It was the Tigers' sixth win in the last seven games against the Crimson Tide and the fourth straight in Auburn. DeWayne Reed set up Hargrove's free throw when he stole the ball from Mikhail Torrance just shy of mid-court with :05 left. Hargrove missed the second free throw and Alabama called a timeout with 2.6 seconds left. On the in-bounds play, Tony Mitchell threw a baseball pass to Justin Knox just beyond the foul line. After Knox caught it, Sullivan knocked the ball away as time ran out. Alabama took its largest lead of the game at 40-33 on a Torrance jumper with 13:30 left, but Auburn scored 10 straight points to regain the lead at 43-40, capped on a Waller steal and dunk with 9:35 to play. The lead by either team never was greater than four points after that. Torrance's layup gave the Crimson Tide a 57-53 lead with 2:22 left, but Alabama wouldn't score again. Hargrove's conventional 3-point play drew the Tigers to within 57-56 with 2:02 left, and it stayed that way until Reed split a pair of free throws with :12 to go to tie it. Reed's free throw came after Torrance, the SEC's leading free shooter at 86.2 percent, missed the front end of a one-and-one with :22 left and the Tide up by one. Alabama didn't score its first points of the game until a Justin Knox layup almost five minutes in. Alabama went into the locker room leading 27-24. For the Tigers, Hargrove had 14 points and Reed 10 while Torrance led the Crimson Tide with 13 points.

Alabama	FG	3FG	FT	R	F	TP	A	T	B	S	M
Tony Mitchell, F 2-6	0-2	0-0	5	3	4	1	5	0	1	31	
JaMychal Green, F4-11	0-0	2-2	5	5	10	0	1	1	1	24	
Chris Hines, F 1-2	0-0	0-0	4	2	2	0	0	0	0	23	
Anthony Brock, G 2-8	2-7	0-0	3	3	6	1	2	0	4	31	
Mikhail Torrance, G4-12	0-3	5-7	4	1	13	6	5	1	2	34	
Ben Eblen 0-0	0-0	0-0	0	1	0	0	0	0	0	3	
Senario Hillman 4-6	1-2	1-1	2	3	10	1	3	0	1	21	
Charvez Davis 1-1	1-1	0-0	2	2	3	0	1	1	1	16	
Justin Knox 3-5	0-0	3-5	5	4	9	1	2	0	0	17	
Team			3								
Totals	21-51	4-15	11-15	33	24	57	10	19	3	10200	

FG%: 1st Half 10-29 .345, 2nd Half 11-22 .500, Game 21-51 .412; 3FG%: 1st Half 1-7 .143, 2nd Half 3-8 .375, Game 4-15 .267; FT%: 1st Half 6-7 .857, 2nd Half 5-8 .625, Game 11-15 .733; Deadball Rebounds: 8.

Auburn	FG	3FG	FT	R	F	TP	A	T	B	S	M
Lucas Hargrove, F5-13	0-3	4-6	4	2	14	1	3	1	2	36	
Johnnie Lett, F 0-1	0-0	0-2	4	2	0	0	0	1	0	8	
DeWayne Reed, G 2-9	0-3	6-11	1	2	10	1	6	0	2	34	
Frankie Sullivan, G2-7	0-3	4-4	5	1	8	2	0	0	3	33	
Tay Waller, G 8-12	3-7	1-2	5	1	20	0	1	0	4	32	
Andre Malone 1-1	0-0	0-0	1	0	2	0	0	0	0	13	
Ty Armstrong 0-0	0-0	0-0	2	2	0	0	1	2	0	13	
Josh Wallace 0-2	0-0	0-0	1	0	0	0	0	0	0	6	
Tony Neysmith 0-0	0-0	0-0	2	0	0	0	2	0	0	4	
Brendon Knox 2-2	0-0	0-0	1	5	4	0	2	2	0	19	
Earnest Ross 0-0	0-0	0-0	0	1	0	0	0	0	0	2	
Team			3								
Totals	20-47	3-16	15-25	29	16	58	4	15	6	11200	

FG%: 1st Half 8-23 .348, 2nd Half 12-24 .500, Game 20-47 .426; 3FG%: 1st Half 1-7 .143, 2nd Half 2-9 .222, Game 3-16 .188; FT%: 1st Half 7-12 .583, 2nd Half 8-13 .615, Game 15-25 .600; Deadball Rebounds: 5.

SCORE BY PERIODS	1	2	F	
Alabama (13-8, 3-4)	27	30	--	57
Auburn (11-11, 2-5)	24	34	--	58

OFFICIALS--Karl Hess, Antinio Petty, Patrick Evans
TECHNICAL FOULS--None
ATTENDANCE--10,775 (+)

• Game 23 •

Arkansas 82, Auburn 79 (ot)
February 6, 2010
Bud Walton Arena
Fayetteville, Ark.

Courtney Fortson scored 10 of his game-high 24 points in overtime and had 10 rebounds and seven assists to lead Arkansas to an 82-79 victory over Auburn in Bud Walton Arena. Frankie Sullivan and Tay Waller each scored 18 points and Lucas Hargrove 15 to lead the Tigers. Fortson split a pair of foul shots with 4.2 seconds left to put the Hogs up 82-79, and then Sullivan just missed a game-tying 3-pointer from over halfcourt that would have sent the game into double overtime. Sullivan's shot bounced off the back of the rim in front of a crowd of 15,036. Fortson's acrobatic layup with 14.1 seconds remaining in regulation gave Arkansas a 67-65 lead. Andre Malone then caught Sullivan's desperation missed 3 from the corner under the basket to send the game into overtime with 1.6 seconds left. Sullivan tracked down Waller's missed 3-pointer heaving the ball to the basket before going out of bounds. It was Malone's only points of the game. Waller's 3-pointer put Auburn up 63-62 with 3:09 left. Waller then gave the Tigers a 65-62 lead with his toes on the 3-point line with only 1:06 left. Marshawn Powell, who finished with 19 points, fouled Brendon Knox out of the game with a layup with 58 seconds to play and then made the foul shot to tie it at 65. Auburn was on fire as it built its lead to 36-27 on a Reed long range 3-pointer with seven minutes before the half as the Tigers were shooting 62 percent from the field and made 6-of-12 shots from 3-point range. However, the Tigers would only score again on a Knox putback with 1:35 left before holding a 38-36 halftime lead. The Tigers drought continued into the second half as Auburn only scored four points in 11 minutes stretched over both halves. A Reed 3-pointer from the corner tied it at 47 with 12:39 to play. Waller then drained a trey to put Auburn back in front at 50-49 a minute later. Auburn stretched its lead to 54-49 on a Hargrove 3-pointer from the corner, capping a 7-0 Tiger run.

Auburn	FG	3FG	FT	R	F	TP	A	T	B	S	M
Lucas Hargrove, F 7-12	1-4	0-0	6	4	15	3	3	0	2	34	
Johnnie Lett, F 1-3	0-0	3-4	10	3	5	1	4	0	0	24	
DeWayne Reed, G4-13	3-6	2-3	1	1	13	4	3	1	1	43	
Frankie Sullivan, G6-10	4-7	2-2	4	3	18	2	2	0	1	36	
Tay Waller, G 7-19	4-14	0-0	7	3	18	2	0	0	2	41	
Andre Malone 1-4	0-2	0-0	1	1	2	0	0	0	0	11	
Ty Armstrong 1-1	0-0	0-0	1	2	0	0	0	0	0	3	
Josh Wallace 0-0	0-0	0-0	1	0	1	1	0	0	0	2	
Tony Neysmith 0-0	0-0	0-0	1	0	0	0	1	0	0	2	
Brendon Knox 3-5	0-0	0-2	6	5	6	0	1	4	0	25	
Earnest Ross 0-1	0-1	0-0	3	1	0	1	0	0	0	4	
Team			0								
Totals	30-68	12-34	7-11	39	23	79	14	15	5	6	225

FG%: 1st Half 14-32 .438, 2nd Half 12-28 .429, OT 4-8 .500, Game 30-68 .441; 3FG%: 1st Half 6-16 .375, 2nd Half 4-14 .286, OT 2-4 .500, Game 12-34 .353; FT%: 1st Half 4-7 .571, 2nd Half 1-2 .500, OT 2-2 1.000, Game 7-11 .636; Deadball Rebounds: 2.

Arkansas	FG	3FG	FT	R	F	TP	A	T	B	S	M
Marshawn Powell, F 7-16	0-1	5-6	6	3	19	3	1	0	1	34	
Mike Washington, C2-4	0-0	2-4	4	3	6	0	3	2	0	25	
Courtney Fortson, G8-18	1-3	7-11	10	1	24	7	3	0	0	40	
Marcus Britt, G 3-3	0-0	0-0	5	2	6	2	1	0	1	27	
Rotnei Clarke, G 4-11	3-9	1-2	1	0	12	0	1	0	1	42	
Jemal Farmer 0-0	0-0	2-2	0	0	2	0	0	0	0	2	
Glenn Bryant 0-0	0-0	0-0	2	0	0	0	0	0	0	2	
Stefan Welsh 3-6	2-4	3-4	2	2	11	2	3	0	2	21	
Delvon Johnson 1-1	0-0	0-1	2	2	0	0	0	0	0	11	
Jullysses Nobles 0-0	0-0	0-0	0	0	0	0	2	0	2	5	
Stephen Cox 0-0	0-0	0-0	1	1	0	1	0	0	0	16	
Team			4								
Totals	28-59	6-17	20-30	36	14	82	17	12	2	7	225

FG%: 1st Half 12-27 .444, 2nd Half 11-26 .423, OT 5-6 .833, Game 28-59 .475; 3FG%: 1st Half 3-7 .429, 2nd Half 2-8 .250, OT 1-2 .500, Game 6-17 .353; FT%: 1st Half 9-12 .750, 2nd Half 7-12 .583, OT 4-6 .667, Game 20-30 .667; Deadball Rebounds: 6.

SCORE BY PERIODS	1	2	OT	F	
Auburn (11-12, 2-6)	38	29	12	--	79
Arkansas (12-11, 5-3)	36	31	15	--	82

OFFICIALS--Doug Shows, Mike Nance, Patrick Evans
TECHNICAL FOULS--None
ATTENDANCE--15,036

• Game 24 •

Auburn 82, Georgia 63
February 10, 2010
Beard-Eaves-Memorial Coliseum
Auburn, Ala.

Lucas Hargrove had a season-high 24 points to go along with 11 rebounds to lead Auburn to an 82-63 victory over Georgia in Beard-Eaves-Memorial Coliseum. Tay Waller added 16 points, DeWayne Reed 12 and Frankie Sullivan 11 for the Tigers. Auburn used a 12-2 run near the end of the first half to break open a 32-29 Auburn lead at the 4:41 mark. The Tigers made it 33-31 just over two minutes later and led at the half 45-36. The last time Georgia had the deficit below double digits was at 53-44 six minutes into the second half. The Tigers pushed their lead to 14 halfway through the second period and steadily grew their lead to 69-50 on a Sullivan 3-pointer with 6:11 remaining. Hargrove's double-double was his sixth of the season as the Auburn-Georgia series is deadlocked at 87-87. Georgia's Travis Leslie led the Bulldogs with 19 points and a career-high 17 rebounds. The Tigers held the Bulldogs to 36.5 percent shooting from the field and 5-of-16 from 3-point range. Auburn only allowed Trey Thompkins, the SEC's second leading scorer coming in with an average of 17.5 points, to muster six points to go along with six turnovers after fouling out in only 13 minutes. Auburn shot 43.8 percent from the field, made 8-of-27 shots from 3-point range and 69.2 percent (18-of-26) from the foul line. Brendon Knox added nine points in 22 minutes off the bench and Auburn forced 19 Georgia turnovers and outscored the taller Bulldogs 32-18 in the paint.

Georgia FG 3FG FT R F TP A T B S M
Travis Leslie, F 6-15 0-1 7-11 17 3 19 1 3 0 1 30
Trey Thompkins, F 3-4 0-0 0-0 4 5 6 1 6 0 0 13
Albert Jackson, C 1-1 0-0 0-0 2 2 2 0 2 1 0 20
Dustin Ware, G 4-8 2-4 0-0 1 1 10 2 0 0 1 30
Ricky McPhee, G 2-11 2-9 2-2 3 2 8 1 5 0 1 34
Demario Mayfield 0-0 0-0 0-0 1 0 0 0 0 0 0 2
Chris Barnes 0-3 0-0 2-2 3 1 2 0 0 1 0 11
Ebuka Anyaorah 0-2 0-0 6-6 4 2 6 0 0 1 1 19
Vincent Williams 1-6 1-2 0-0 0 2 3 2 1 0 0 13
Tyler Whatley 0-0 0-0 0-0 0 0 0 0 0 0 0 1
Drazen Zlovacic 0-0 0-0 0-0 1 0 1 1 0 0 9
Jeremy Price 2-2 0-0 3-4 3 1 7 1 1 1 0 18
Team 1
Totals 19-52 5-16 20-25 36 21 63 9 19 4 4 200

FG%: 1st Half 11-28 .393, 2nd Half 8-24 .333, Game 19-52 .365;
3FG%: 1st Half 4-9 .444, 2nd Half 1-7 .143, Game 5-16 .313;
FT%: 1st Half 10-12 .833, 2nd Half 10-13 .769, Game 20-25 .800;
Deadball Rebounds: 1.

Auburn FG 3FG FT R F TP A T B S M
Lucas Hargrove, F 8-14 3-6 5-10 11 3 24 3 2 0 1 35
Johnnie Lett, F 1-1 0-0 0-0 3 3 2 1 0 0 1 13
DeWayne Reed, G 4-9 1-4 3-3 2 2 12 3 2 0 0 26
Frankie Sullivan, G 3-10 3-6 2-2 2 4 11 0 2 1 3 31
Tay Waller, G 5-12 1-7 5-5 4 1 16 2 1 0 3 31
Andre Malone 1-5 0-2 0-0 3 2 2 0 0 0 1 10
Ty Armstrong 1-2 0-0 0-0 1 0 2 0 0 0 0 3
Josh Wallace 1-1 0-0 0-0 0 1 2 3 0 0 0 14
Tony Neysmith 0-0 0-0 0-0 0 1 0 0 0 0 2
Jake Drum 1-1 0-0 0-0 2 1 2 0 0 0 0 2
Brendon Knox 3-5 0-0 3-6 3 3 9 0 3 1 0 22
Earnest Ross 0-2 0-1 0-0 2 1 0 1 0 1 0 6
Rob Chubb 0-1 0-0 0-0 0 0 0 0 0 0 0 2
Team 5
Totals 28-64 8-27 18-26 39 22 82 12 11 2 9 200

FG%: 1st Half 15-36 .417, 2nd Half 13-28 .464, Game 28-64 .438; 3FG%: 1st Half 5-16 .313, 2nd Half 3-11 .272, Game 8-27 .296; FT%: 1st Half 10-15 .667, 2nd Half 8-11 .727, Game 18-26 .692; Deadball Rebounds: 6.

SCORE BY PERIODS 1 2 F
Georgia (10-12, 2-7) 36 27 -- 63
Auburn (12-12, 3-6) 45 37 -- 82

OFFICIALS--Mike Stuart, J.B. Caldwell, Patrick Evans
TECHNICAL FOULS--None
ATTENDANCE--5,552

• Game 25 •

Mississippi State 85, Auburn 75 (ot)
February 13, 2010
Humphrey Coliseum
Starkville, Miss.

Dee Bost scored a career-high 32 points on 7 made 3-pointers as Miss. State outscored Auburn 11-1 in overtime to claim an 85-75 victory in Humphrey Coliseum. Tay Waller led the Tigers with 21 points on 5-of-11 3-pointers along with seven rebounds while Lucas Hargrove had his second straight double-double with 20 points and 10 rebounds. DeWayne Reed sent the game into overtime with a layup with :15 left in regulation over Jarvis Varnado, the nation's second leading shot blocker in history, tying the game at 74-74. The Bulldogs had just taken a 74-72 lead on a conventional 3-point play dunk by Romero Osby that fouled out Brendon Knox with :30 left. Bost was defended well on a potential game-winning layup that was rebounded by Frankie Sullivan with 2.1 seconds remaining. After a timeout, Auburn, which had to go the full length of the court, rebounded the ball to Sullivan on the run just beyond State's 3-point arc, but he was met with contact while taking a desperation shot. Bost, who had come into the game in a 5-of-24 3-point shooting slump, was on fire as he made 7-of-12 shots from behind the arc to go along with nine rebounds and four assists. Waller scored nine straight points for Auburn as he brought the Tigers back from a 63-61 deficit to a 70-67 lead on a beautiful alley-oop layup from Sullivan with 2:05 left and a pair of Reed free throws gave Auburn a 72-69 lead with 1:24 left. The lead was never more than three points in the final 11 minutes. State tied it at 42 for the first time since Auburn was ahead 15-13, and the Bulldogs regained the lead at 45-44 on Bost's fifth 3-pointer of the game. Brendon Knox put the Tigers back in front at 55-54 on a layup. Auburn used a 14-0 run to take a 23-13 lead and then Waller's third of his four first half 3s gave the Tigers their largest lead at 31-17 with nine minutes to play, capping a 22-4 run. Mississippi State responded with 10 straight points, and Auburn only held a 38-35 halftime lead. Both teams combined to shoot 67.3-pointers as Auburn went 9-of-33 (.273) while Mississippi State was 11-of-34 (.324). In overtime, the Tigers missed all nine field goal attempts. Auburn suffered its second consecutive road overtime loss. Reed finished with 13 points on 5-of-21 shooting for Auburn.

Auburn FG 3FG FT R F TP A T B S M
Lucas Hargrove, F 7-16 2-7 4-4 10 2 20 2 3 0 1 40
Johnnie Lett, F 0-2 0-0 1-4 5 1 1 0 0 0 0 13
DeWayne Reed, G 5-21 1-8 2-2 1 2 13 4 1 0 1 35
Frankie Sullivan, G 5-11 0-4 1-2 8 2 11 2 1 0 1 36
Tay Waller, G 8-15 5-11 0-0 7 3 21 2 1 0 1 37
Andre Malone 0-0 0-0 0-0 1 0 0 0 0 0 0 7
Josh Wallace 0-0 0-0 0-0 0 1 0 0 1 0 0 10
Kenny Gabriel 0-2 0-1 0-0 1 0 0 0 0 0 0 6
Brendon Knox 3-9 0-0 0-0 6 5 6 1 1 2 1 32
Earnest Ross 1-3 1-2 0-0 2 1 3 0 0 0 0 9
Team 6
Totals 29-79 9-33 8-12 47 17 75 10 8 2 5 225

FG%: 1st Half 15-38 .395, 2nd Half 14-32 .438, OT 0-9 .000, Game 29-79 .367; 3FG%: 1st Half 6-18 .333, 2nd Half 3-11 .273, OT 0-4 .000, Game 9-33 .273; FT%: 1st Half 2-2 1.000, 2nd Half 5-6 .833, OT 1-4 .250, Game 8-12 .667; Deadball Rebounds: 4.

Mississippi State FG 3FG FT R F TP A T B S M
Kodi Augustus, F 3-10 0-3 1-2 7 2 7 1 0 2 0 21
Jarvis Varnado, F 4-8 0-0 2-6 12 1 10 1 2 5 0 40
Ravem Johnson, G 1-6 1-5 0-0 0 0 3 0 1 0 0 21
Dee Bost, G 11-19 7-12 3-3 9 0 32 4 1 1 0 40
Barry Stewart, G 4-11 3-9 1-2 6 1 12 5 1 0 0 41
Romero Osby 3-7 0-1 5-6 1 1 11 0 0 0 0 24
Riley Benock 0-2 0-0 0-0 1 1 0 0 1 0 0 9
Phil Turner 3-7 0-4 4-4 6 4 10 0 1 1 2 28
Wendell Lewis 0-0 0-0 0-0 0 0 0 1 0 0 1 1
Team 4
Totals 29-70 11-34 16-23 46 10 85 11 8 9 2 225

FG%: 1st Half 13-36 .361, 2nd Half 13-29 .448, OT 3-5 .600, Game 28-59 .475; 3FG%: 1st Half 7-20 .350, 2nd Half 3-12 .250, OT 1-2 .500, Game 11-34 .481; FT%: 1st Half 2-5 .400, 2nd Half 10-14 .714, OT 4-4 1.000, Game 16-23 .696; Deadball Rebounds: 6.

SCORE BY PERIODS 1 2 OT F
Auburn (12-13, 3-7) 38 36 1 -- 75
Mississippi State (18-7, 6-4) 35 39 11 -- 85

OFFICIALS--Anthony Jordan, Mike Nance, Brent Barnaky
TECHNICAL FOULS--None
ATTENDANCE--8,854

• Game 26 •

Florida 78, Auburn 70
February 18, 2010
Stephen C. O'Connell Center
Gainesville, Fla.

DeWayne Reed scored 22 points, Tay Waller 13 and Brendon Knox 10 but it wasn't enough as Auburn was edged by Florida 78-70 in the O'Connell Center. Chandler Parsons scored 17 points to lead the Gators. Florida used a 12-1 run to turn a 42-40 lead into a 52-43 Gator advantage just over seven minutes into the second half. Tay Waller caught fire as he made three straight long range 3-pointers to draw Auburn to within 64-59 with 5:45 remaining. A conventional Reed 3-point play brought the Tigers to within 72-68 with 47.9 seconds left and then a pair of Reed foul shots made it 74-70 Florida with 23.9 seconds to go. Florida only scored one field goal in the final 11:25 of the game but went 17-of-23 from the foul line. For the game, the Gators went 32-of-40 from the free throw line to Auburn's 17-of-22 from the charity stripe. The two teams were nearly equal from the field with Auburn going 23-of-53 and Florida 22-of-50. The Tigers outshot the Gators from 3-point range, going 7-of-29 to 2-of-10 for Florida. Auburn had 16 turnovers to Florida's eight. Sullivan, who went 2-of-11 from the field including missing 8-of-9 from 3-point range, had seven points. For the Gators, Erving Walker scored all 14 of his points from the free throw line as he only missed two. Alex Tyus added 12 points.

Auburn FG 3FG FT R F TP A T B S M
Lucas Hargrove, F 0-3 0-1 2-2 4 3 2 2 2 2 1 31
Johnnie Lett, F 0-0 0-0 0-0 2 2 0 1 1 0 0 4
DeWayne Reed, G 7-12 0-3 8-9 4 5 22 6 5 0 2 36
Frankie Sullivan, G 2-11 1-9 2-2 1 5 7 0 2 0 2 31
Tay Waller, G 5-13 3-10 0-0 7 4 13 2 1 1 0 32
Andre Malone 1-2 1-2 0-0 0 0 3 0 1 0 0 3
Ty Armstrong 1-1 0-0 3-4 4 3 5 1 0 0 0 16
Larry Williams 0-0 0-0 0-0 0 0 0 0 0 0 0 0
Josh Wallace 1-1 1-1 0-0 0 0 3 0 2 0 0 4
Tony Neysmith 0-0 0-0 0-0 1 2 0 0 0 0 0 7
Kenny Gabriel 0-1 0-1 0-0 1 0 0 0 0 0 0 3
Brendon Knox 4-5 0-0 2-5 2 4 10 0 1 2 0 20
Earnest Ross 2-4 1-2 0-0 3 1 5 1 1 0 0 13
Team 4
Totals 23-53 7-29 17-22 33 29 70 13 16 5 5 200

FG%: 1st Half 12-26 .462, 2nd Half 11-27 .407, Game 23-53 .434; 3FG%: 1st Half 4-13 .308, 2nd Half 3-16 .188, Game 7-29 .241; FT%: 1st Half 6-8 .750, 2nd Half 11-14 .786, Game 17-22 .773; Deadball Rebounds: 2.

Georgia FG 3FG FT R F TP A T B S M
Alex Tyus, F 6-13 0-0 0-0 7 2 12 0 2 0 0 32
Chandler Parsons, F 6-11 1-3 4-5 6 0 17 4 1 0 0 36
Vernon Macklin, C 2-4 0-0 3-4 4 2 7 0 0 1 0 17
Kenny Boynton, G 2-7 1-4 5-7 1 2 10 3 2 0 2 31
Erving Walker, G 0-6 0-2 14-16 2 4 14 6 1 0 1 34
Ray Shipman 0-1 0-0 2-2 2 1 2 0 0 0 0 12
Dan Werner 3-5 0-1 3-4 4 1 9 2 2 1 2 25
Erik Murphy 3-3 0-0 1-2 3 4 7 0 0 0 1 13
Team 3
Totals 22-50 2-10 32-40 32 16 78 15 8 2 6 200

FG%: 1st Half 13-26 .500, 2nd Half 9-24 .375, Game 22-50 .440; 3FG%: 1st Half 2-7 .286, 2nd Half 0-3 .000, Game 2-10 .200; FT%: 1st Half 9-10 .900, 2nd Half 23-30 .767, Game 32-40 .800; Deadball Rebounds: 4.

SCORE BY PERIODS 1 2 F
Auburn (12-14, 3-8) 34 36 -- 70
Florida (18-8, 7-4) 37 41 -- 78

OFFICIALS--Antonio Petty, Tim Higgins, Ed Corbett
TECHNICAL FOULS--None
ATTENDANCE--10,103

• Game 27 •

Auburn 92, Arkansas 83
February 20, 2010
Beard-Eaves Memorial Coliseum
Auburn, Ala.

• Game 28 •

Ole Miss 85, Auburn 75
February 24, 2010
Tad Smith Coliseum
Oxford, Miss.

• Game 29 •

Auburn 74, LSU 59
February 27, 2010
Beard-Eaves Memorial Coliseum
Auburn, Ala.

Tay Waller scored a season-high 29 points on a season-high seven 3-pointers to lead Auburn to a 92-83 victory over Arkansas in Beard-Eaves Memorial Coliseum. The Tigers outscored the SEC Western Division-leading Razorbacks 13-4 in the final 2:44. Auburn shot an SEC-best 60.9 percent from the floor, a season-best 11-of-19 (.579) from 3-point range and was 25-of-33 (.758) from the foul line in front of a crowd of 8,312. The Tigers shot 57.1 percent from the floor in the first half and bettered that with 64.0 percent second half shooting, making 13 of its final 18 shots from the field. With the score tied at 79, Waller gave Auburn the lead for good on a 15-footer at the foul line on a set play with 2:44 left. That shot jumpstarted a 7-0 Tiger run for an 86-79 lead with 31 seconds remaining. Frankie Sullivan, who finished with 11 points, made all four of his free throw attempts in the final 3:4 to preserve the victory. Auburn made 10-of-11 shots from 3-point range en route to a 42-36 halftime lead. The Hogs scored eight straight points to take their largest lead of the game at 63-58 with 9:22 left. Waller nailed a 3-pointer to put Auburn back ahead at 66-65 and the game was on. Waller tied it again at 70 on yet another trey. DeWayne Reed had 17 points, Brendon Knox 12 points, 7 rebounds and 3 blocks. Arkansas, which outscored Auburn 50-30 in the paint, was led by 6-foot-7 freshman Marshawn Powell's 23 points and seven rebounds. Courtney Fortson, who torched Auburn for 24 points, 10 rebounds and eight assists in Arkansas' 82-79 overtime win two weeks ago in Fayetteville, had 16 points, six rebounds and six assists. It was the most points Auburn scored against an SEC opponent since the No. 4 Tigers defeated Alabama 93-61 in the 1999 SEC Tournament quarterfinals.

Arkansas	FG	3FG	FT	R	F	TP	A	T	B	S	M
Marshawn Powell, F	10-16	0-1	3-3	7	3	23	3	5	0	3	31
Mike Washington, C	3-7	0-0	3-5	5	4	9	1	1	1	2	27
Courtney Fortson, G	5-15	1-6	5-7	6	3	16	5	6	0	3	36
Marcus Britt, G	2-3	0-1	0-0	5	2	4	1	1	0	1	20
Rotnei Clarke, G	6-11	4-9	0-0	2	3	16	1	0	0	1	35
Jemal Farmer	0-1	0-0	0-0	1	0	0	0	0	0	0	5
Glenn Bryant	0-1	0-0	0-0	0	2	0	0	0	0	0	4
Stefan Welsh	2-4	1-3	0-0	0	5	1	1	0	0	1	11
Delvon Johnson	5-6	0-0	0-0	2	4	10	0	0	0	0	13
Julysse Nobles	0-2	0-1	0-0	0	3	0	1	0	0	1	13
Stephen Cox	0-0	0-0	0-0	0	0	0	1	0	0	0	5
Team				0							0
Totals	33-66	6-21	11-15	27	25	83	14	14	1	11	200

FG%: 1st Half 14-28 .500, 2nd Half 19-38 .500, Game 33-66 .500; 3FG%: 1st Half 3-7 .429, 2nd Half 3-14 .214, Game 6-21 .286; FT%: 1st Half 5-7 .714, 2nd Half 6-8 .750, Game 11-15 .733; Deadball Rebounds: 1.

Auburn	FG	3FG	FT	R	F	TP	A	T	B	S	M
Lucas Hargrove, F	4-9	1-3	4-4	8	3	13	5	2	0	0	36
Johnnie Lett, F	0-0	0-0	0-1	4	1	0	0	0	0	0	9
DeWayne Reed, G	5-7	1-1	6-6	2	3	17	4	4	0	2	25
Frankie Sullivan, G	3-5	1-3	4-4	0	3	11	1	3	0	2	37
Tay Waller, G	10-15	7-10	2-3	4	1	29	1	0	0	2	33
Andre Malone	0-0	0-0	0-0	1	0	0	0	0	0	0	2
Ty Armstrong	0-1	0-0	0-0	0	0	0	0	0	1	0	5
Larry Williams	1-1	0-0	1-1	0	3	0	0	0	0	1	0
Josh Wallace	0-1	0-1	2-4	1	2	0	3	0	0	0	13
Tony Neysmith	0-0	0-0	0-0	0	1	0	1	0	0	0	2
Kenny Gabriel	1-1	1-1	0-0	1	0	3	0	0	0	0	4
Brendon Knox	4-5	0-0	4-8	7	5	12	1	4	3	1	26
Earnest Ross	0-1	0-0	2-2	4	1	2	0	2	0	0	7
Team				1							0
Totals	28-46	11-19	25-33	32	20	92	12	19	4	7	200

FG%: 1st Half 12-21 .571, 2nd Half 16-25 .640, Game 28-46 .609; 3FG%: 1st Half 7-11 .636, 2nd Half 4-8 .500, Game 11-19 .579; FT%: 1st Half 11-16 .688, 2nd Half 14-17 .824, Game 25-33 .758; Deadball Rebounds: 3.

SCORE BY PERIODS	1	2	F	
Arkansas (14-13, 7-5)	36	47	--	83
Auburn (13-14, 4-8)	42	50	--	92

OFFICIALS--J.B. Caldwell, Antinio Petty, Brett Barnaky
TECHNICAL FOULS--None
ATTENDANCE--8,312

Tay Waller scored 29 points for the second straight game, but Auburn couldn't hold on in an 85-75 loss to Ole Miss in Tad Smith Coliseum. The Rebels outscored the Tigers 63-41 in the second half while shooting 67.9 percent from the field to come back from a 14-point deficit. Ole Miss used a decisive 11-1 run to turn a 69-68 deficit into a 79-70 lead with 1:32 remaining. After Ole Miss scored the first basket of the game, Jay Waller drained three straight 3-pointers to give Auburn an early 9-2 lead. Waller scored 15 of Auburn's first 17 points on five 3-pointers giving the Tigers a 17-7 lead with 13:35 left in the half. Waller, who torched Arkansas for 29 points on 7-of-10 3-point shooting last Saturday, continued his hot hand by making eight of 11 3-pointers against the Rebels, running his count to makes in 15 of his last 21 3-pointers attempted. Waller made six of his first seven shots while the rest of the Tigers were 2-of-16 with Auburn holding a 27-17 edge. A Frankie Sullivan 3-pointer gave the Tigers their largest lead of the half at 33-19 with 3:24 remaining before settling for a 34-22 halftime lead behind 18 first half points from Waller. The Rebels could never get closer than nine points until Ole Miss scored nine quick points in just over a minute to close a 58-45 Auburn lead to only 58-54 with 7:57 to play. Ole Miss inched closer with a Reginald Buckner reverse layup to trail 61-59 and then Terrico White drilled a 3-pointer to give Ole Miss the lead at 66-65 at the 4:25 mark. It was Ole Miss' first lead since it scored the first basket of the game. Reed had 21 points for Auburn. Chris Warren scored 23 of his 26 points in the second half for Ole Miss while Terrico White added 21 points and Murphy Holloway 15 points and a monster 20 rebounds. Ole Miss outrebounced Auburn 50-29 and had a 34-16 edge in paint points.

Auburn	FG	3FG	FT	R	F	TP	A	T	B	S	M
Lucas Hargrove, F	3-10	1-2	2-4	5	3	9	5	2	0	0	33
Johnnie Lett, F	0-1	0-1	0-0	3	1	0	0	0	0	0	13
DeWayne Reed, G	6-18	2-6	7-7	3	3	21	4	4	0	1	35
Frankie Sullivan, G	2-6	2-4	3-4	4	3	9	1	3	1	3	32
Tay Waller, G	9-12	8-11	3-4	5	5	29	2	0	0	1	38
Andre Malone	0-1	0-1	0-0	0	0	0	0	0	0	0	2
Ty Armstrong	0-1	0-0	0-0	1	2	0	0	0	0	0	10
Larry Williams	0-2	0-2	0-0	0	1	0	0	0	0	0	3
Josh Wallace	0-1	0-0	0-0	0	0	0	0	0	0	0	3
Kenny Gabriel	0-3	0-2	0-0	1	0	0	0	0	1	0	5
Brendon Knox	1-4	0-0	2-4	3	5	4	2	2	0	0	20
Earnest Ross	1-2	0-1	1-1	4	2	3	0	1	0	0	6
Team				0							0
Totals	22-61	13-30	18-24	29	25	75	14	12	2	5	200

FG%: 1st Half 11-33 .333, 2nd Half 11-28 .393, Game 22-61 .361; 3FG%: 1st Half 8-18 .444, 2nd Half 5-12 .417, Game 13-30 .433; FT%: 1st Half 4-6 .667, 2nd Half 14-18 .778, Game 18-24 .750; Deadball Rebounds: 3.

Ole Miss	FG	3FG	FT	R	F	TP	A	T	B	S	M
Terrico White, F	1-2	0-0	1-2	4	3	3	0	3	0	0	15
Murphy Holloway, F	6-10	0-0	3-8	20	4	15	0	3	2	1	34
Chris Warren, G	8-17	4-11	6-6	6	2	26	2	2	0	2	34
Eniel Polynice, G	1-4	0-0	0-0	6	0	2	1	2	0	0	19
Terrico White, G	6-12	1-3	8-11	3	1	21	5	2	0	2	34
Reginald Buckner	1-1	0-0	3-4	1	5	5	0	0	3	0	18
Trevor Gaskins	1-4	1-2	1-2	3	2	4	0	0	0	0	13
Zach Graham	2-5	1-3	4-3	2	9	1	2	0	2	1	21
DeAndre Cranston	0-2	0-0	0-0	4	2	0	0	1	0	1	12
Team				0							0
Totals	26-57	7-19	26-37	50	21	85	9	15	5	6	200

FG%: 1st Half 7-29 .241, 2nd Half 19-28 .679, Game 26-57 .456; 3FG%: 1st Half 2-8 .250, 2nd Half 5-11 .455, Game 7-19 .368; FT%: 1st Half 6-11 .545, 2nd Half 20-26 .769, Game 26-37 .703; Deadball Rebounds: 5.

SCORE BY PERIODS	1	2	F	
Auburn (13-15, 4-9)	34	41	--	75
Ole Miss (18-9, 6-7)	22	63	--	85

OFFICIALS--Tom Eades, Joe Lindsay, Jamie Luckie
TECHNICAL FOULS--Lucas Hargrove, AU (1-21, 2nd)
ATTENDANCE--5,608

Tay Waller continued his torrid streak as he scored a game-high 26 points on 6-of-10 3-point shooting to lead Auburn to a 74-59 victory over LSU in the next to last home game in Beard-Eaves Memorial Coliseum history. Waller became the first player since All-American Wesley Person in 1994 to score 25 points or more in three consecutive SEC games as he is averaging 28.0 points while shooting 21-of-31 (.677) from 3-point range during the stretch. Auburn scored the first nine points of the game on three 3-pointers and never trailed the rest of the way. Auburn kept steadily increasing its lead to as much as 17 in the first half at 34-17 before holding a 36-19 halftime lead. Auburn had its largest lead of the game of 19 twice, last on a DeWayne Reed layup to give the Tigers a 43-24 lead just under three minutes into the second half. LSU could not get closer than nine points the rest of the way at 54-45 with 8:38 to play as Auburn coasted to the win. Tasmin Mitchell, who scored a season-high 38 points in Auburn's 84-80 victory at LSU on Jan. 20, was held to a season-low six points in 21 minutes behind the stellar defensive play of freshman Earnest Ross. Reed added 12 points and Brendon Knox 10 points for Auburn. Bo Spencer led LSU with 23 points while Storm Warren had 14 points and Dennis Harris 10.

LSU	FG	3FG	FT	R	F	TP	A	T	B	S	M
Tasmin Mitchell, F	2-8	0-2	2-3	7	5	6	0	1	0	0	21
Garrett Green, F	0-2	0-0	1-2	1	0	1	0	1	0	1	9
Storm Warren, F	7-10	0-0	0-0	6	4	14	0	2	1	1	30
Chris Bass, G	0-3	0-1	0-0	1	1	0	1	0	0	1	18
Bo Spencer, G	8-14	3-7	4-4	6	2	23	3	4	0	1	38
Daron Populist	0-0	0-0	0-0	0	0	0	0	2	0	0	10
Aaron Dotson	1-1	0-0	0-0	0	2	0	3	0	0	0	5
Eddie Ludwig	0-2	0-0	0-0	2	0	0	1	0	2	1	14
Chris Beattie	1-1	1-1	0-0	0	0	3	0	0	0	0	6
Dennis Harris	5-7	0-1	0-0	8	4	10	1	1	0	0	24
Zach Kinsley	0-3	0-1	0-0	1	1	0	2	1	0	0	25
Team				2							0
Totals	24-51	4-14	7-9	34	17	59	7	16	2	5	200

FG%: 1st Half 8-23 .348, 2nd Half 16-28 .571, Game 24-51 .471; 3FG%: 1st Half 0-6 .000, 2nd Half 4-8 .500, Game 4-14 .286; FT%: 1st Half 3-4 .750, 2nd Half 4-5 .800, Game 7-9 .778; Deadball Rebounds: 0.

Auburn	FG	3FG	FT	R	F	TP	A	T	B	S	M
Lucas Hargrove, F	2-5	0-1	4-6	1	3	8	6	3	0	1	29
Johnnie Lett, F	0-0	0-0	0-0	1	0	0	0	0	0	0	11
DeWayne Reed, G	5-10	2-4	0-0	2	0	12	2	2	0	1	36
Tay Waller, G	8-13	6-10	4-5	2	0	26	1	1	1	1	35
Earnest Ross, G	2-7	2-7	0-0	6	2	6	2	0	1	4	29
Andre Malone	1-3	1-2	0-0	4	1	3	0	0	0	0	11
Ty Armstrong	0-0	0-0	0-0	1	0	0	0	0	0	0	4
Larry Williams	1-2	0-1	0-0	0	1	2	0	1	0	0	5
Josh Wallace	0-0	0-0	1-2	1	0	1	0	0	0	0	4
Tony Neysmith	0-0	0-0	0-0	0	0	0	0	0	0	0	3
Kenny Gabriel	2-3	2-3	0-0	2	6	0	0	0	1	8	
Brendon Knox	4-6	0-0	2-6	1	3	10	2	1	1	1	25
Team				3							0
Totals	25-49	13-28	11-19	22	12	74	17	8	3	9	200

FG%: 1st Half 12-24 .500, 2nd Half 13-25 .520, Game 25-49 .510; 3FG%: 1st Half 8-16 .500, 2nd Half 5-12 .417, Game 13-28 .464; FT%: 1st Half 4-10 .400, 2nd Half 7-9 .779, Game 11-19 .579; Deadball Rebounds: 6.

SCORE BY PERIODS	1	2
------------------	---	---

• Game 30 •

Auburn 89, Mississippi State 80
 March 3, 2010
 Beard-Eaves Memorial Coliseum
 Auburn, Ala.

Auburn's seniors sent the final game in Beard-Eaves-Memorial Coliseum off with an impressive performance as the Tigers defeated Mississippi State 89-80. Tay Waller's 22 points, Brendon Knox's 21, DeWayne Reed's 19 and Lucas Hargrove's 16 accounted for all but 11 of Auburn's points. Auburn never trailed after taking a 7-4 lead but Mississippi State, behind Dee Bost's 25 second half points, closed to within 70-68 with seven minutes to go. Eight straight points by Auburn pushed the lead back out to 10 as the Tigers began the final stages of closing out the Coliseum's 42nd season. Waller made 6-of-11 3-point field goals to continue his torrid four game stretch of averaging 26.5 points on 27-of-42 (.643) 3-point shooting. Wally Tinker, the first to make a basket in the Coliseum's first game in Auburn's 90-71 victory over LSU on Jan. 11, 1969, banked in the ceremonial final shot in the postgame ceremonies. The 1968-69 Auburn team cut down one of the nets while former coach Sonny Smith, former women's coach Joe Ciampi, former players Wesley Person, Doc Robinson, Gerald White, Lance Weems, Keith Bagwell (AU's Director of Facilities, who has not missed a men's home game since 1960) and then current Athletics Director Jay Jacobs cut down the other net. The Tigers will play in the new Auburn Arena across the street with the 2010-11 season opener.

Mississippi State	FG	3FG	FT	R	F	TP	A	T	B	S	M
Kodi Augustus, F	2-6	1-3	0-0	8	4	5	1	1	0	1	25
Jarvis Varnado, F	7-9	0-0	0-0	7	4	14	2	1	3	0	34
Raven Johnson, G	7-16	2-8	0-0	3	1	16	1	2	0	1	37
Dee Bost, G	8-13	5-9	4-7	3	4	25	8	4	0	1	39
Barry Stewart, G	5-14	4-11	4-4	1	2	18	3	1	1	0	36
Romero Osby	1-3	0-1	0-0	3	3	2	0	0	0	0	16
Riley Benock	0-0	0-0	0-0	2	0	1	0	0	0	0	6
Phil Turner	0-1	0-1	0-0	1	1	0	0	1	0	0	7
Team	5										
Totals	30-62	12-33	8-11	33	19	80	16	10	4	3	200

FG%: 1st Half 14-28 .500, 2nd Half 16-34 .471, Game 30-62 .484;
 3FG%: 1st Half 5-13 .385, 2nd Half 7-20 .350, Game 12-33 .364;
 FT%: 1st Half 4-4 1.000, 2nd Half 4-7 .571, Game 8-11 .727;
 Deadball Rebounds: 2.

Auburn	FG	3FG	FT	R	F	TP	A	T	B	S	M
Lucas Hargrove, F5-10	1-1	5-7	7	2	16	3	2	0	0	31	
Johnnie Lett, F	0-0	0-0	0-0	2	1	0	0	0	0	12	
Brendon Knox, C	7-9	0-0	7-13	7	2	21	1	0	1	25	
DeWayne Reed, G 7-12	2-3	3-5	1	0	19	8	2	0	1	35	
Tay Waller, G	8-15	6-11	0-0	7	2	22	0	2	1	38	
Ty Armstrong	0-0	0-0	0-0	0	0	0	0	0	1	4	
Josh Wallace	0-0	0-0	0-0	0	0	3	0	0	0	5	
Frankie Sullivan	0-2	0-1	3-4	2	4	3	1	1	0	16	
Kenny Gabriel	2-4	1-3	0-0	3	0	5	2	0	0	9	
Earnest Ross	1-6	1-5	0-2	5	2	3	1	1	0	25	
Team	2										
Totals	30-58	11-24	18-31	36	13	89	19	8	3	5	200

FG%: 1st Half 19-32 .594, 2nd Half 11-26 .423, Game 30-58 .517;
 3FG%: 1st Half 5-12 .417, 2nd Half 6-12 .500, Game 11-24 .458;
 FT%: 1st Half 3-8 .375, 2nd Half 15-23 .652, Game 18-31 .581;
 Deadball Rebounds: 5.

SCORE BY PERIODS	1	2	F	
Mississippi State (21-9, 9-6)	37	43	--	80
Auburn (15-15, 6-9)	46	43	--	89

OFFICIALS--John Cahill, Rick Crawford, Tim Higgins
 TECHNICAL FOULS--None
 ATTENDANCE--9,927

• Game 31 •

Alabama 73, Auburn 61
 March 6, 2010
 Coleman Coliseum
 Tuscaloosa, Ala.

Tay Waller scored 22 points and DeWayne Reed added 17 but Alabama defeated Auburn 73-61 in the regular season finale at Coleman Coliseum. Waller became the first player since All-American Wesley Person in 1994 to score 20 or more points in five straight games. Brendon Knox picked up his fourth foul with 16:49 to play in the game and the Tigers down 38-33 and went to the bench. Knox, who scored 21 points in 25 minutes in the win vs. Mississippi State in the game before, played only 15 minutes and had six points. Trailing 38-37, Auburn only scored nine points in 11 minutes to trail 58-46 as the Tigers were only shooting 5-of-20 from the field in the second half with 3:26 left. The lead never dipped below double digits the rest of the way as Alabama pushed its lead out to as much as 71-55. Frankie Sullivan sank a pair of free throws to give Auburn a 30-29 lead, the Tigers' first since opening the game with a 6-0 lead on a pair of Waller and Reed 3-pointers. Anthony Brock sank a shot in the lane with six seconds remaining to help the Crimson Tide take a 31-30 halftime lead. Mitchell led Alabama with 16 points while Mikhail Torrance had 13 points, 12 rebounds and six assists and Hines had 13 points.

Auburn	FG	3FG	FT	R	F	TP	A	T	B	S	M
Lucas Hargrove, F 1-3	0-1	1-2	6	1	3	1	5	0	1	30	
Johnnie Lett, F	2-3	0-0	0-0	2	2	4	0	0	1	16	
DeWayne Reed, G 5-19	2-6	5-8	2	2	17	2	4	0	1	27	
Frankie Sullivan, G 1-4	1-3	2-2	5	3	5	2	1	0	1	35	
Tay Waller, G	8-21	4-12	2-2	4	3	22	1	2	0	32	
Andre Malone	0-0	0-0	0-0	0	0	0	0	0	1	0	
Ty Armstrong	1-2	0-0	0-0	3	2	2	0	0	0	16	
Josh Wallace	0-1	0-0	0-0	1	0	0	1	0	0	11	
Kenny Gabriel	1-2	0-0	0-0	2	2	2	0	1	1	6	
Brendon Knox	3-5	0-1	0-2	3	4	6	0	0	0	15	
Earnest Ross	0-2	0-2	0-0	1	0	2	0	0	0	11	
Team	3										
Totals	22-62	7-25	10-16	32	19	61	9	14	2	7	200

FG%: 1st Half 11-27 .407, 2nd Half 11-35 .314, Game 22-62 .355;
 3FG%: 1st Half 4-14 .286, 2nd Half 3-11 .273, Game 7-25 .280;
 FT%: 1st Half 4-6 .667, 2nd Half 6-10 .600, Game 10-16 .625;
 Deadball Rebounds: 4.

Alabama	FG	3FG	FT	R	F	TP	A	T	B	S	M
Justin Knox, F	2-4	0-0	2-2	5	2	6	0	1	0	0	20
Chris Hines, F	6-8	0-0	1-2	5	3	13	1	1	2	0	27
Anthony Brock, G	3-5	1-3	2-2	3	2	9	4	3	0	4	34
Mikhail Torrance, G3-8	0-3	7-7	12	1	13	6	4	0	0	32	
Greg Cage, G	2-4	0-1	0-0	2	0	4	0	0	0	5	
Tony Mitchell	7-12	0-2	2-5	7	1	16	0	2	1	24	
Ben Eblen	0-0	0-0	0-0	0	0	0	0	1	0	1	
Chris Dixon	0-0	0-0	0-0	0	0	0	0	0	0	1	
Senario Hillman	1-6	0-2	0-0	3	3	2	0	3	0	14	
Charvez Davis	3-6	3-6	0-0	1	2	9	0	1	0	18	
JaMychal Green	0-2	0-0	1-2	3	2	1	0	3	0	14	
Team	3										
Totals	27-55	4-17	15-20	41	16	73	11	19	3	7	200

FG%: 1st Half 12-26 .462, 2nd Half 15-29 .517, Game 27-55 .491;
 3FG%: 1st Half 2-8 .250, 2nd Half 2-9 .222, Game 4-17 .235;
 FT%: 1st Half 5-7 .714, 2nd Half 10-13 .769, Game 15-20 .750;
 Deadball Rebounds: 2.

SCORE BY PERIODS	1	2	F	
Auburn (15-16, 6-10)	30	31	--	61
Alabama (16-14, 6-10)	31	42	--	73

OFFICIALS--Mike Stuart, Anthony Jordan, Lee Cassell
 TECHNICAL FOULS--Ty Armstrong, AU (10:00, 1st); JaMychal Green, Ala. (10:00, 1st); Tay Waller, AU (0:57, 2nd)
 ATTENDANCE--15,383

• Game 32 •

Florida 78, Auburn 69
 March 11, 2010
 SEC Tournament 1st Round
 Bridgestone Arena • Nashville, Tenn.

Alex Tyus tallied 24 points, as the Florida Gators downed the Auburn Tigers, 78-69, in the first round of the SEC Tournament at Bridgestone Arena. Tyus finished 11-of-16 from the floor and with five boards for Florida, the fourth seed out of the East Division. Chandler Parson added 21 points and six boards, while Vernon Macklin chipped in with 10 points. Up next for the Gators is a quarterfinal matchup with Mississippi State, the top seed from the West Division, on Friday. Frankie Sullivan led Auburn, the West's fifth seed, and all scorers with a career-high 27 points. DeWayne Reed turned in 18 points and five assists, while Lucas Hargrove posted 11 points and nine rebounds. Behind 55.6 percent shooting from the floor, Florida took a 40-31 lead to the locker room. In the second stanza, the Gators buried 11 free throws and three three-pointers en route to the nine-point win. Florida finished the game 7-of-15 from beyond the arc and 17-of-21 at the stripe.

Auburn	FG	3FG	FT	R	F	TP	A	T	B	S	M
Lucas Hargrove, F 5-11	0-3	1-2	9	3	11	1	2	0	1	27	
Johnnie Lett, F	0-0	0-0	0-0	3	4	0	0	0	0	10	
DeWayne Reed, G 6-17	1-6	5-5	4	1	18	5	2	0	0	40	
Frankie Sullivan, G11-183-9	2-3	4	2	27	0	1	2	2	35		
Tay Waller, G	0-6	0-5	0-0	2	4	0	4	2	0	35	
Andre Malone	0-0	0-0	0-0	0	0	0	0	0	0	3	
Ty Armstrong	1-2	0-0	0-0	3	1	2	0	1	0	8	
Tony Neysmith	0-0	0-0	0-0	0	0	0	0	0	0	0+	
Kenny Gabriel	3-6	0-2	0-0	1	6	0	1	1	0	13	
Brendon Knox	2-2	0-0	1-2	4	3	5	0	1	1	0	22
Earnest Ross	0-0	0-0	0-0	1	0	0	0	0	0	7	
Team	4										
Totals	28-62	4-25	9-12	35	19	69	10	10	4	3	200

FG%: 1st Half 12-29 .414, 2nd Half 16-33 .485, Game 28-62 .452;
 3FG%: 1st Half 2-14 .143, 2nd Half 2-11 .182, Game 4-25 .160;
 FT%: 1st Half 5-7 .714, 2nd Half 4-5 .800, Game 9-12 .750;
 Deadball Rebounds: 1.

Florida	FG	3FG	FT	R	F	TP	A	T	B	S	M
Alex Tyus, F	11-16	0-0	2-2	5	2	24	2	2	2	0	29
Chandler Parsons, F7-12	3-4	4-5	6	1	21	2	2	0	0	34	
Vernon Macklin, C	4-8	0-0	2-3	2	3	10	2	1	1	3	29
Kenny Boynton, G3-9	3-7	0-1	0	3	9	2	0	0	0	27	
Erving Walker, G	0-4	0-2	6-6	7	1	6	6	1	0	0	32
Ray Shipman	1-2	0-1	0-0	0	2	0	0	0	0	12	
Dan Werner	1-3	1-1	2-2	7	1	5	2	1	0	0	28
Erik Murphy	0-1	0-0	1-2	1	1	1	1	0	0	0	9
Team	4										
Totals	27-55	7-15	17-21	32	12	78	17	7	3	3	200

FG%: 1st Half 15-27 .556, 2nd Half 12-28 .429, Game 27-55 .491;
 3FG%: 1st Half 4-6 .667, 2nd Half 3-9 .333, Game 7-15 .467;
 FT%: 1st Half 6-7 .857, 2nd Half 11-14 .786, Game 17-21 .810;
 Deadball Rebounds: 1.

SCORE BY PERIODS	1	2	F	
Auburn (15-17, 6-10)	31	38	--	69
Florida (21-11, 9-7)	40	38	--	78

OFFICIALS--Tony Greene, Ted Valentine, Pat Evans
 TECHNICAL FOULS--None
 ATTENDANCE--14,789

2009-10 Stats

15-17 Overall (Home 12-5, Away 2-9, Neutral 1-3)

Player	G-GS	Min.-Avg.	FG-FGA	Pct.	3-POINT				REBOUNDS							PTS	Avg.		
					FG-FGA	Pct.	FT-FTA	Pct.	OFF	DEF	TOT	Avg.	PF-FO	AT	TO			BS	ST
DeWayne Reed	32-32	1059-33.1	167-426	.392	49-150	.327	135-190	.711	13	70	83	2.6	69-3	139	102	7	43	518	16.2
Tay Waller	26-25	804-30.9	139-293	.474	87-212	.410	33-42	.786	24	74	98	3.8	61-1	31	29	5	34	398	15.3
Lucas Hargrove	32-32	1033-32.3	152-316	.481	27-99	.273	80-114	.702	58	166	224	7.0	85-1	86	86	13	40	411	12.8
Frankie Sullivan	31-30	968-31.2	125-290	.431	63-170	.371	80-94	.851	29	87	116	3.7	98-6	62	51	7	59	393	12.7
Brendon Knox	32-4	679-21.2	108-163	.663	0-1	.000	61-121	.504	67	59	126	3.9	98-8	15	46	33	14	277	8.7
Ernest Ross	32-8	428-13.4	31-109	.284	15-68	.221	14-22	.636	41	56	97	3.0	44-0	24	26	5	25	91	2.8
Kenny Gabriel	21-0	164-7.8	22-56	.393	11-36	.306	4-6	.667	5	24	29	1.4	18-0	2	9	6	3	59	2.8
Andre Malone	31-0	331-10.7	33-100	.330	12-58	.207	7-13	.538	14	46	60	1.9	23-0	6	9	2	13	85	2.7
Ty Armstrong	30-0	197-6.6	24-46	.522	0-0	.000	11-22	.500	28	20	48	1.6	29-0	4	13	7	2	59	2.0
Johnnie Lett	32-29	423-13.2	25-59	.424	0-2	.000	10-30	.333	40	63	103	3.2	64-3	14	18	5	7	60	1.9
Larry Williams	13-0	45-3.5	8-18	.444	5-15	.333	2-6	.333	0	4	4	0.3	7-0	0	3	0	2	23	1.8
Rob Chubb	7-0	26-3.7	4-7	.571	0-0	.000	1-4	.250	2	9	11	1.6	6-0	1	4	0	2	9	1.3
Josh Wallace	24-0	180-7.5	8-21	.381	1-5	.200	12-21	.571	2	9	11	0.5	13-0	24	15	0	4	29	1.2
Jake Drum	6-0	16-2.7	3-4	.750	1-2	.500	0-0	.000	3	2	5	0.8	4-0	1	4	0	0	7	1.2
Tony Neysmith	22-0	97-4.4	1-5	.200	0-1	.000	1-4	.250	4	13	17	0.8	16-0	10	20	0	4	3	0.1
Dylan Spencer	1-0	0-0.0	0-0	.000	0-0	.000	0-0	.000	0	0	0	0.0	0-0	0	0	0	0	0	0.0

TEAM																				52	37	89	0		2
AUBURN	32	6450	850-1913	.444	271-819	.331	451-689	.655	382	739	1121	35.0635-22	419	437	90	252	2422	75.7							
OPPONENTS	32	6450	830-1818	.457	223-630	.354	490-687	.713	342	795	1137	35.5	586-	428	484	118	212	2373	74.2						
Score by Halves	1	2	OT	Total																					
AUBURN	1157	1252	13	2422																					
Opponents	1092	1255	26	2373																					

6-10 SEC (Home 5-3, Away 1-7)

Player	G-GS	Min.-Avg.	FG-FGA	Pct.	3-POINT				REBOUNDS							PTS	Avg.							
					FG-FGA	Pct.	FT-FTA	Pct.	OFF	DEF	TOT	Avg.	PF-FO	AT	TO			BS	ST					
Tay Waller	16-16	535-33.4	96-201	.478	62-145	.428	24-31	.774	18	55	73	4.6	39-1	17	13	4	24	278	17.4					
DeWayne Reed	16-16	548-34.2	85-226	.376	25-77	.325	70-94	.745	4	31	35	2.2	33-1	67	60	2	17	265	16.6					
Lucas Hargrove	16-16	543-33.9	68-154	.442	16-51	.314	48-71	.676	29	81	110	6.9	41-0	48	42	4	16	200	12.5					
Frankie Sullivan	15-14	472-31.5	50-128	.391	26-75	.347	32-40	.800	17	37	54	3.6	52-3	23	20	2	29	158	10.5					
Brendon Knox	16-1	362-22.6	56-92	.609	0-1	.000	33-69	.478	33	30	63	3.9	58-6	12	24	20	8	145	9.1					
Kenny Gabriel	10-0	58-5.8	7-19	.368	5-14	.357	0-0	.000	2	7	9	0.9	6-0	2	3	2	1	19	1.9					
Ernest Ross	16-1	169-10.6	10-40	.250	6-28	.214	3-7	.429	15	27	42	2.6	19-0	8	10	1	7	29	1.8					
Johnnie Lett	16-16	203-12.7	10-24	.417	0-1	.000	4-13	.308	21	29	50	3.1	29-1	7	10	3	2	24	1.5					
Larry Williams	6-0	13-2.2	3-7	.429	1-5	.200	1-1	1.000	0	1	1	0.2	2-0	0	1	0	0	8	1.3					
Ty Armstrong	15-0	104-6.9	8-14	.571	0-0	.000	4-8	.500	8	8	16	1.1	15-0	1	2	6	0	20	1.3					
Andre Malone	15-0	118-7.9	8-28	.286	2-16	.125	2-2	1.000	5	18	23	1.5	10-0	0	4	1	5	20	1.3					
Jake Drum	2-0	3-1.5	1-1	1.000	0-0	.000	0-0	.000	1	1	2	1.0	1-0	0	0	0	0	2	1.0					
Josh Wallace	14-0	94-6.7	4-11	.364	1-2	.500	3-6	.500	1	6	7	0.5	6-0	8	10	0	1	12	0.9					
Tony Neysmith	8-0	25-3.1	0-0	.000	0-0	.000	0-0	.000	2	3	5	0.6	5-0	2	4	0	1	0	0.0					
Rob Chubb	2-0	3-1.5	0-1	.000	0-0	.000	0-0	.000	0	0	0	0.0	0-0	0	0	0	0	0	0.0					
TEAM																				26	24	50		
AUBURN	16	3250	406-946	.429	144-415	.347	224-342	.655	182	358	540	33.8	316-12	195	203	45	111	1180	73.8					
OPPONENTS	16	3250	431-906	.476	101-303	.333	261-358	.729	167	414	581	36.3	282-	195	219	68	100	1224	76.5					

SEC TOURNAMENT STATISTICS

Player	G-GS	Min.-Avg.	FG-FGA	Pct.	3-POINT				REBOUNDS							PTS	Avg.							
					FG-FGA	Pct.	FT-FTA	Pct.	OFF	DEF	TOT	Avg.	PF-FO	AT	TO			BS	ST					
Frankie Sullivan	1-1	35-35.0	11-18	.611	3-9	.333	2-3	.667	1	3	4	4.0	2-0	0	1	2	2	27	27.0					
DeWayne Reed	1-1	40-40.0	6-17	.353	1-6	.167	5-5	1.000	0	4	4	4.0	1-0	5	2	0	0	18	18.0					
Lucas Hargrove	1-1	27-27.0	5-11	.455	0-3	.000	1-2	.500	2	7	9	9.0	3-0	1	2	0	1	11	11.0					
Kenny Gabriel	1-0	13-13.0	3-6	.500	0-2	.000	0-0	.000	0	1	1	1.0	1-0	0	1	1	0	6	6.0					
Brendon Knox	1-0	22-22.0	2-2	1.000	0-0	.000	1-2	.500	2	2	4	4.0	3-0	0	1	1	0	5	5.0					
Ty Armstrong	1-0	8-8.0	1-2	.500	0-0	.000	0-0	.000	2	1	3	3.0	1-0	0	1	0	0	2	2.0					
Tay Waller	1-1	35-35.0	0-6	.000	0-5	.000	0-0	.000	0	2	2	2.0	4-0	4	2	0	0	0	0.0					
Johnnie Lett	1-1	10-10.0	0-0	.000	0-0	.000	0-0	.000	1	2	3	3.0	4-0	0	0	0	0	0	0.0					
Ernest Ross	1-0	7-7.0	0-0	.000	0-0	.000	0-0	.000	1	0	1	1.0	0-0	0	0	0	0	0	0.0					
Andre Malone	1-0	3-3.0	0-0	.000	0-0	.000	0-0	.000	0	0	0	0.0	0-0	0	0	0	0	0	0.0					
Tony Neysmith	1-0	0+-0.0	0-0	.000	0-0	.000	0-0	.000	0	0	0	0.0	0-0	0	0	0	0	0	0.0					
TEAM																				3	1	4		
AUBURN	1	200	28-62	.452	4-25	.160	9-12	.750	12	23	35	35.0	19-0	10	10	4	3	69	69.0					
OPPONENTS	1	200	27-55	.491	7-15	.467	17-21	.810	8	24	32	32.0	12-0	17	7	3	3	78	78.0					

2009-10 Scoreboard

(15-17 Overall, 6-10 SEC)

Date	Opponent	W/L	AU-Opp.	Att.	Scoring Leaders	Rebounding Leaders
11-13	(1) Niagara	W	69-65	4,613	Reed 24	Sullivan 7
11-16	at Missouri State	L	62-73	7,213	Hargrove 24	Knox 6
11-20	(2) vs. UCF	L	74-84	1,106	Sullivan 22	Sullivan 6, Ross 6
11-21	(2) vs. IUPUI	W	80-65	360	Reed 24	Hargrove 8
11-22	(2) vs N.C. State	L	58-60	616	Sullivan 21	Reed 8
11-25	High Point	W	75-54	3,971	Hargrove 17	Hargrove 12
12-1	at Alabama A&M	W	87-52	2,883	Hargrove 22	Hargrove 13
12-4	Troy	L	77-81	4,906	Reed 18	Hargrove 9
12-7	Virginia	W	68-67	5,493	Reed 18	Hargrove 9
12-17	at Florida State	L	72-76	6,063	Reed 17, Sullivan 17	Sullivan 9
12-20	Sam Houston State	L	89-107	4,221	Reed 19	Lett 5
12-22	Alabama State	W	94-78	3,693	Knox 18	Sullivan 6, Lett 6
12-29	Charleston Sothern	W	77-62	4,472	Hargrove 20	Hargrove 13
1-2	Georgia Southern	W	95-75	4,506	Knox 18	Knox 11
1-5	West Georgia	W	96-72	3,208	Reed 20	Gabriel 6, Ross 6
1-9	South Carolina	L	71-80	5,638	Knox 22	Hargrove 12
1-14	at Tennessee	L	55-81	20,368	Reed 19	Hargrove 8
1-16	Kentucky	L	67-72	11,669	Reed 19	Malone 9
1-20	at LSU	W	84-80	9,445	Reed 21	Hargrove 6, Knox 6
1-23	at Vanderbilt	L	74-82	14,316	Hargrove 19	Hargrove 10
1-28	Ole Miss	L	74-84	6,984	Waller 21	Hargrove 8
1-30	Alabama	W	58-57	10,775	Waller 20	Sullivan 5, Waller 5
2-6	at Arkansas	L(ot)	79-82	13,811	Sullivan 18, Waller 18	Lett 10
2-10	Georgia	W	82-63	5,552	Hargrove 24	Hargrove 11
2-13	at Mississippi State	L (ot)	75-85	8,854	Waller 21	Hargrove 10
2-18	at Florida	L	70-78	10,103	Reed 22	Waller 7
2-20	Arkansas	W	92-83	8,312	Waller 29	Hargrove 8
2-24	at Ole Miss	L	75-85	5,608	Waller 29	Waller 5, Hargrove 5
2-27	LSU	W	74-59	8,927	Waller 26	Ross 6
3-3	Mississippi State	W	89-80	9,927	Waller 22	Waller 7, Knox 7, Hargrove 7
3-6	at Alabama	L	61-73	15,383	Waller 22	Hargrove 6
3-11	(3) vs Florida	L	69-78		Sullivan 27	Hargrove 9

(1) Glenn Wilkes Classic (Auburn, AL)

(2) Glenn Wilkes Classic (Daytona Beach, FL)

(3) SEC Tournament (Nashville, TN)

2009-10 Game-by-Game Stats

Individual Statistics (Points-Rebounds-Assists)

Opponent	Result	S	ATT.	Reed	Waller	Sullivan	Hargrove	Knox	Ross	Malone	Armstrong
(1)Niagara	W	69-65	H 4,613	24-5-3	DNP	10-7-2	5-4-0	7-5-0	6-5-2	8-2-0	4-3-0
at Missouri State	L	62-73	A 7,213	12-1-3	DNP	9-2-0	24-6-4	5-6-0	7-5-1	0-3-0	1-0-0
(2) vs Central Florida	L	74-84	N 1,106	15-3-5	DNP	22-6-3	12-4-1	0-0-0	9-6-3	7-3-1	2-1-0
(2) vs IUPUI	W	80-65	N 360	24-1-4	DNP	20-2-4	6-8-6	10-3-0	16-4-1	0-2-1	0-0-0
(2) vs N.C. State	L	58-60	N 616	9-8-4	DNP	21-4-4	9-7-2	7-2-0	2-6-1	4-2-0	0-0-0
High Point	W	75-54	H 3,971	13-3-4	DNP	11-3-1	17-12-2	12-4-0	12-3-0	0-3-0	0-1-1
at Alabama A&M	W	87-52	A 2,883	8-3-3	13-1-1	4-4-1	22-13-3	2-1-0	5-5-2	10-3-0	8-12-0
Troy	L	77-81	H 4,906	18-4-7	12-1-0	16-2-4	12-9-4	9-5-1	0-1-0	7-4-1	DNP
Virginia	W	68-67	H 5,493	18-5-7	10-0-1	12-5-2	13-9-1	11-6-0	2-4-1	0-0-0	0-0-0
at Florida State	L	72-76	A 6,063	17-3-5	15-4-1	17-9-2	13-6-2	4-2-0	0-2-1	0-0-0	1-1-0
Sam Houston State	L	89-107	H 4,221	19-2-5	18-3-0	15-3-2	11-3-1	4-2-1	1-3-0	4-4-2	3-2-0
Alabama State	W	94-78	H 3,693	15-2-3	13-0-3	9-6-4	14-4-3	18-4-0	0-1-0	8-3-1	4-2-0
Charleston Southern	W	77-62	H 4,472	7-2-2	10-6-2	10-3-2	20-13-4	11-3-0	2-1-0	3-2-0	7-2-0
Georgia Southern	W	95-75	H 4,506	16-1-6	13-4-1	15-1-2	14-3-2	18-11-1	0-2-2	11-4-0	1-3-2
West Georgia	W	96-72	H 3,208	20-1-6	16-4-1	17-1-6	8-4-2	9-5-0	0-6-2	3-2-0	6-2-0
South Carolina	L	71-80	H 5,638	19-2-8	8-3-1	10-5-2	12-12-4	22-7-0	0-1-0	0-2-0	0-0-0
at Tennessee (#9)	L	55-81	A 20,368	19-3-2	7-7-1	14-3-2	10-8-5	2-5-0	3-1-0	0-0-0	0-1-0
Kentucky (#2)	L	67-72	H 11,669	19-2-6	3-3-1	15-3-0	10-4-2	7-0-0	0-1-0	6-9-0	0-0-0
at LSU	W	84-80	A 9,445	21-3-2	14-2-0	15-4-3	14-6-0	10-6-3	2-2-0	0-1-0	0-0-0
at Vanderbilt	L	74-82	A 14,316	16-4-4	9-4-1	14-4-2	19-10-2	6-0-0	0-3-0	0-0-0	3-1-0
Ole Miss (#18)	L	74-84	H 6,984	15-2-7	21-2-1	7-4-3	11-8-4	10-6-2	2-4-1	2-1-0	6-2-0
Alabama	W	58-57	H 10,775	10-1-1	20-5-0	8-5-2	14-4-1	4-1-0	0-0-0	2-1-0	0-2-0
at Arkansas	L	79-82	A 13,811	13-1-4	18-7-2	18-4-2	15-6-3	6-6-0	0-3-1	2-1-0	2-0-0
Georgia	W	82-63	H 5,552	12-2-3	16-4-2	11-2-0	24-11-3	9-3-0	0-2-0	2-3-0	2-1-0
at Mississippi State	L	75-85	A 8,854	13-1-4	21-7-1	11-8-2	20-10-2	6-6-1	3-2-0	0-1-0	DNP
at Florida	L	70-78	A 10,103	22-4-6	13-7-2	7-1-0	2-4-2	10-2-0	5-3-1	3-0-0	5-4-1
Arkansas	W	92-83	H 8,312	17-2-4	29-4-1	11-0-1	13-8-5	12-7-1	2-4-0	0-0-0	0-0-0
at Ole Miss	L	75-85	A 5,608	21-3-4	29-5-2	9-4-1	9-5-5	4-3-2	3-4-0	0-0-0	0-1-0
LSU	W	74-59	H 8,927	12-2-2	26-2-1	DNP	8-1-6	10-1-2	6-6-2	3-4-0	0-1-0
Mississippi State	W	89-80	H 9,927	19-1-8	22-7-0	3-2-1	16-7-3	21-7-1	3-5-1	DNP	0-0-0
at Alabama	L	61-73	A 15,383	17-2-2	22-4-1	5-5-2	3-6-1	6-3-0	0-1-2	0-0-0	2-3-0
(3) vs Florida	L	69-78	N	18-4-5	0-2-4	27-4-0	11-9-1	5-4-0	0-1-0	0-0-0	2-3-0

(1) Glenn Wilkes Classic (Auburn, AL); (2) Glenn Wilkes Classic (Daytona Beach, FL); (3) SEC Tournament (Nashville, TN • Bridgestone Arena)

2009-10 Game-by-Game Team Statistics

	PTS	FG-A	Pct.	3FG-A	Pct.	FT-A	Pct.	0-D-TOT	PF	A	TO	BK	STL
Niagara	65	24-65	.369	8-28	.286	9-10	.900	14-27-41	24	12	17	2	11
at Auburn (1)	69	20-57	.351	4-22	.182	25-30	.833	13-26-39	18	7	16	1	8
Auburn	62	22-54	.407	5-24	.208	13-22	.591	10-23-33	22	8	25	5	11
at Missouri State	73	26-61	.426	6-19	.316	15-20	.750	12-26-38	20	19	19	3	9
Central Florida	84	25-48	.521	3-9	.333	31-40	.775	11-27-38	18	16	20	6	9
vs. Auburn (2)	74	26-68	.382	11-39	.282	11-17	.647	18-14-32	31	15	17	1	13
IUPUI	65	23-49	.469	4-18	.222	15-19	.789	10-16-26	16	13	15	2	6
vs. Auburn (2)	80	29-53	.547	10-22	.455	12-14	.857	9-18-27	17	16	13	5	10
Auburn	58	22-53	.415	9-23	.391	5-15	.333	11-25-36	18	12	15	7	4
vs. N.C. State (2)	60	21-63	.333	5-19	.263	13-18	.722	19-24-43	12	13	11	2	6
High Point	54	17-53	.321	5-18	.278	15-24	.625	8-23-31	27	7	19	4	3
at Auburn	75	23-49	.469	4-17	.235	25-40	.625	10-33-43	22	12	15	3	10
Auburn	87	35-69	.507	6-20	.300	11-21	.524	22-30-52	19	18	19	3	16
at Alabama A&M	52	19-57	.333	5-15	.333	9-19	.474	12-19-31	18	9	20	6	15
Troy	81	29-54	.537	13-25	.520	10-16	.625	7-32-39	16	19	23	4	5
at Auburn	77	29-74	.392	8-31	.258	11-17	.647	16-20-36	15	19	10	2	9
Virginia	67	25-58	.431	9-22	.409	8-10	.800	10-21-31	21	13	9	4	6
at Auburn	68	25-53	.472	10-26	.385	8-17	.471	12-23-35	15	12	12	3	4
Auburn	72	26-72	.361	13-39	.333	7-13	.538	15-18-33	31	12	10	0	10
at Florida State	76	23-47	.489	6-15	.400	24-34	.706	11-33-44	18	15	19	7	6
Sam Houston State	107	38-66	.576	15-28	.536	16-25	.640	9-28-37	21	22	15	0	6
at Auburn	89	32-63	.508	7-22	.318	18-27	.667	9-23-32	24	15	16	2	7

	PTS	FG-A	Pct.	3FG-A	Pct.	FT-A	Pct.	0-D-TOT	PF	A	TO	BK	STL
Alabama State	78	28-64	.438	10-25	.400	12-21	.571	16-17-33	30	15	17	2	6
at Auburn	94	31-50	.620	6-17	.353	26-34	.765	6-25-31	21	19	17	4	7
Charleston Southern	62	23-52	.442	8-22	.364	8-10	.800	9-23-32	20	11	22	1	8
at Auburn	77	27-63	.429	4-20	.200	19-28	.679	17-21-38	12	11	11	1	12
Georgia Southern	75	25-60	.417	9-22	.409	16-29	.552	14-17-31	19	18	17	2	9
at Auburn	95	32-56	.571	13-24	.542	18-27	.667	10-29-39	21	19	19	3	8
West Georgia	72	26-60	.433	9-27	.333	11-13	.846	5-24-29	12	14	15	2	4
at Auburn	96	37-71	.521	13-33	.394	9-13	.692	10-30-40	14	19	9	1	9
South Carolina	80	28-62	.452	11-25	.440	13-17	.440	10-27-37	16	12	17	5	8
at Auburn	71	29-65	.446	2-13	.154	11-21	.524	15-26-41	18	15	18	1	9
Auburn	55	17-56	.304	11-35	.314	10-17	.588	12-21-33	23	10	17	1	6
at Tennessee (#9)	81	31-51	.608	7-18	.389	12-19	.632	6-29-35	15	15	15	5	9
Kentucky (#2)	72	22-43	.512	5-14	.357	23-35	.657	9-25-34	13	13	16	7	6
at Auburn	67	25-60	.417	9-24	.375	8-14	.571	11-19-30	21	11	12	1	10
Auburn	84	26-50	.520	10-22	.455	22-33	.667	10-20-30	23	8	11	1	5
at LSU	80	28-63	.444	5-18	.278	19-24	.792	16-23-39	23	11	11	4	6
Auburn	74	25-54	.463	7-20	.350	17-24	.708	12-21-33	24	9	14	1	4
at Vanderbilt	82	29-54	.537	5-15	.333	19-25	.760	7-21-28	19	13	10	5	8
Ole Miss (#18)	84	34-60	.567	7-17	.412	9-13	.692	8-32-40	13	12	10	7	2
at Auburn	74	27-74	.365	11-36	.306	9-14	.643	16-19-35	11	18	5	6	8
Alabama	57	21-51	.412	4-15	.267	11-15	.733	10-23-33	24	10	19	3	10
at Auburn	58	20-47	.426	3-16	.188	15-25	.600	8-21-29	16	4	15	6	11
Auburn	79	30-68	.441	12-34	.353	7-11	.636	14-25-39	23	14	15	5	6
at Arkansas (ot)	82	28-59	.475	6-17	.353	20-30	.667	11-25-36	14	17	12	2	7
Georgia	63	19-52	.365	5-16	.313	20-25	.800	12-24-36	21	9	19	4	4
at Auburn	82	28-64	.438	8-27	.296	18-26	.692	16-23-39	22	12	11	2	9
Auburn	75	29-79	.367	9-33	.273	8-12	.667	15-32-47	17	10	8	2	5
at Miss State (ot)	85	29-70	.414	11-34	.324	16-23	.696	11-35-46	10	11	8	9	2
Auburn	70	23-53	.434	7-29	.241	17-22	.773	10-23-33	29	13	16	5	5
at Florida	78	22-50	.440	2-10	.200	32-40	.800	9-23-32	16	15	8	2	6
Arkansas	83	33-66	.500	6-21	.286	11-15	.733	10-17-27	25	14	14	1	11
at Auburn	92	28-46	.609	11-19	.579	25-33	.758	6-26-32	20	12	19	4	7
Auburn	75	22-61	.361	13-30	.433	18-24	.750	7-22-29	25	14	12	2	5
at Ole Miss	85	26-57	.456	7-19	.368	26-37	.703	15-35-50	21	9	15	5	6
LSU	59	24-51	.471	4-14	.286	7-9	.778	10-24-34	17	7	16	2	5
at Auburn	74	25-49	.510	13-28	.464	11-19	.579	4-18-22	12	17	8	3	9
Miss State	80	30-62	.484	12-33	.364	8-11	.727	11-22-33	19	16	10	4	3
at Auburn	89	30-58	.517	11-24	.458	18-31	.581	13-23-36	13	19	8	3	5
Auburn	61	22-62	.355	7-25	.280	10-16	.625	13-19-32	19	9	14	2	7
at Alabama	73	27-55	.491	4-17	.235	15-20	.750	12-29-41	16	11	19	3	7
Auburn (3)	69	28-62	.452	4-25	.160	9-12	.750	12-23-35	19	10	10	4	3
vs Florida	78	27-55	.491	7-15	.467	17-21	.810	8-24-32	12	17	7	3	3

(1) Glenn Wilkes Classic (Auburn, AL); (2) Glenn Wilkes Classic (Daytona Beach, FL); (3) SEC Tournament (Nashville, TN)

ATTENDANCE (All Games)				ATTENDANCE (SEC Games)			
Site	G	Total	Average	Site	G	Total	Average
Home:	17	106,867	6,286	Home:	8	67,784	8,473
Away:	11	114,047	10,368	Away:	8	97,888	12,236
Neutral:	4	16,871	4,218	Total:	16	165,672	10,354
Total:	32	237,785	7,431				

2009-10 Starting Lineups

Date	Opponent	W-L	Forward	Center/Forward	Guard	Guard/Fwd.	Guard
11-13	(1)Niagara	W	Hargrove	Knox	Reed	Sullivan	Ross
11-16	at Missouri State	L	Hargrove	Knox	Reed	Sullivan	Ross
11-20	(2) Central Florida	L	Hargrove	Knox	Reed	Sullivan	Ross
11-21	(2) IUPUI	W	Hargrove	Lett	Reed	Sullivan	Ross
11-22	(2) N.C. State	L	Hargrove	Lett	Reed	Sullivan	Ross
11-25	High Point	W	Hargrove	Lett	Reed	Sullivan	Ross
12-1	at Alabama A&M	W	Hargrove	Lett	Reed	Sullivan	Ross
12-4	Troy	L	Hargrove	Lett	Reed	Sullivan	Waller
12-7	Virginia	W	Hargrove	Lett	Reed	Sullivan	Waller
12-17	at Florida State	L	Hargrove	Lett	Reed	Sullivan	Waller
12-20	Sam Houston State	L	Hargrove	Lett	Reed	Sullivan	Waller
12-22	Alabama State	W	Hargrove	Lett	Reed	Sullivan	Waller
12-29	Charleston Southern	W	Hargrove	Lett	Reed	Sullivan	Waller
1-2	Georgia Southern	W	Hargrove	Lett	Reed	Sullivan	Waller
1-5	West Georgia	W	Hargrove	Lett	Reed	Sullivan	Waller
1-9	South Carolina	L	Hargrove	Lett	Reed	Sullivan	Waller
1-14	at Tennessee (#9)	L	Hargrove	Lett	Reed	Sullivan	Waller
1-16	Kentucky (#2)	L	Hargrove	Lett	Reed	Sullivan	Waller
1-20	at LSU	W	Hargrove	Lett	Reed	Sullivan	Waller
1-23	at Vanderbilt	L	Hargrove	Lett	Reed	Sullivan	Waller
1-28	Ole Miss (#18)	L	Hargrove	Lett	Reed	Sullivan	Waller
1-30	Alabama	W	Hargrove	Lett	Reed	Sullivan	Waller
2-6	at Arkansas	L(ot)	Hargrove	Lett	Reed	Sullivan	Waller
2-10	Georgia	W	Hargrove	Lett	Reed	Sullivan	Waller
2-13	at Mississippi State	L(ot)	Hargrove	Lett	Reed	Sullivan	Waller
2-18	at Florida	L	Hargrove	Lett	Reed	Sullivan	Waller
2-20	Arkansas	W	Hargrove	Lett	Reed	Sullivan	Waller
2-24	at Ole Miss	L	Hargrove	Lett	Reed	Sullivan	Waller
2-27	LSU	W	Hargrove	Lett	Reed	Ross	Waller
3-3	Mississippi State	W	Hargrove	Lett	Reed	Knox (f)	Waller
3-6	at Alabama	L	Hargrove	Lett	Reed	Sullivan	Waller
3-11	(3) Florida	L	Hargrove	Lett	Reed	Sullivan	Waller

(1) Glenn Wilkes Classic (Auburn, AL); (2) Glenn Wilkes Classic (Daytona Beach, FL); (3) SEC Tournament (Nashville, TN • Bridge-stone Arena

STARTING LINEUPS

(Hargrove, Lett, Reed, Sullivan, Ross)	3-1
(Hargrove, Lett, Knox, Reed, Waller)	1-0
(Hargrove, Lett, Reed, Sullivan, Waller)	10-14
(Hargrove, Knox, Reed, Sullivan, Ross).....	1-2

AUBURN'S RECORD WHEN ... STARTS

Earnest Ross.....	4-3 (.571)
Johnnie Lett.....	14-15 (.483)
Lucas Hargrove.....	15-17 (.469)
DeWayne Reed.....	15-17 (.469)
Frankie Sullivan.....	14-17 (.452)
Tay Waller	11-14 (.440)
Brendon Knox.....	2-2 (.500)

MARGIN OF VICTORY/DEFEAT

	1	2	3	4	5	6	7	8	9	10-15	16-19	20-24	25-29	30+
Wins	2			2					2	3	2	3		1
Losses		1	1	2	1			2	2	5		2	1	

2009-10 Stats

Final 2008-09 SEC Standings

Western Division

	SEC	PCT	ALL	PCT	NIT
Ole Miss	9-7	.563	24-11	.686	NIT
Miss State	9-7	.563	24-12	.667	NIT
Arkansas	7-9	.438	14-18	.438	
Alabama	6-10	.375	17-15	.531	
Auburn	6-10	.375	15-17	.469	
LSU	2-14	.125	11-20	.355	

Eastern Division

	SEC	PCT	ALL	PCT	NCAA
Kentucky	14-2	.875	35-3	.921	NCAA
Vanderbilt	12-4	.750	24-9	.727	NCAA
Tennessee	11-5	.688	28-9	.757	NCAA
Florida	9-7	.563	21-13	.618	NCAA
South Carolina	6-10	.375	15-16	.484	
Georgia	5-11	.313	14-17	.452	

SEC Champion; % SEC Tournament Champion

Team Statistics

SCORING OFFENSE				3-POINT FG PERCENTAGE				BLOCKS					
Team	G	Pts.	Avg.	Team	3FGM	3FGA	Pct.	Team	G	No.	Avg.		
1. Kentucky	38	3012	79.3	1. Vanderbilt	203	552	.368	1. Mississippi State	36	271	7.53		
2. Ole Miss	35	2743	78.4	2. Georgia	150	410	.366	2. Kentucky	38	273	7.18		
3. Vanderbilt	33	2537	76.9	3. Ole Miss	286	796	.359	3. South Carolina	31	188	6.06		
4. Auburn	32	2422	75.7	4. Mississippi State	329	918	.358	4. Ole Miss	35	184	5.26		
5. Arkansas	32	2391	74.7	5. Alabama	175	500	.350	5. Vanderbilt	33	171	5.18		
6. Tennessee	37	2720	73.5	6. Arkansas	201	579	.347	6. Georgia	31	145	4.68		
7. Mississippi State	36	2622	72.8	7. Kentucky	231	697	.331	7. Arkansas	32	130	4.06		
8. Florida	34	2455	72.2	8. Auburn	271	819	.331	8. Alabama	32	127	3.97		
9. South Carolina	31	2227	71.8	9. Tennessee	218	681	.320	9. LSU	31	116	3.74		
10. Georgia	31	2128	68.6	10. South Carolina	216	675	.320	10. Tennessee	37	136	3.68		
11. Alabama	32	2192	68.5	11. Florida	203	648	.313	11. Auburn	32	90	2.81		
12. LSU	31	1905	61.5	12. LSU	141	492	.287	12. Florida	34	94	2.76		
SCORING DEFENSE				3-POINT FG PERCENTAGE DEFENSE				STEALS					
Team	G	Pts.	Avg.	Team	3FGM	3FGA	Pct.	Team	G	No.	Avg.		
1. Alabama	32	2073	64.8	1. Tennessee	230	774	.297	1. South Carolina	31	269	8.68		
2. Mississippi State	36	2336	64.9	2. Kentucky	245	783	.313	2. Auburn	32	252	7.88		
3. Kentucky	38	2468	64.9	3. Alabama	181	570	.318	3. Tennessee	37	290	7.84		
4. Tennessee	37	2413	65.2	4. Florida	209	643	.325	4. Alabama	32	249	7.78		
5. Florida	34	2258	66.4	5. Mississippi State	231	710	.325	5. Ole Miss	35	259	7.40		
6. LSU	31	2059	66.4	6. Ole Miss	227	680	.334	6. Kentucky	38	279	7.34		
7. Vanderbilt	33	2274	68.9	7. Georgia	190	568	.335	7. Arkansas	32	232	7.25		
8. Georgia	31	2150	69.4	8. Vanderbilt	209	621	.337	8. Florida	34	243	7.15		
9. Ole Miss	35	2474	70.7	9. South Carolina	159	460	.346	9. LSU	31	190	6.13		
10. South Carolina	31	2197	70.9	10. LSU	204	589	.346	10. Georgia	31	187	6.03		
11. Arkansas	32	2366	73.9	11. Auburn	223	630	.354	11. Mississippi State	36	209	5.81		
12. Auburn	32	2373	74.2	12. Arkansas	233	626	.372	12. Vanderbilt	33	188	5.70		
FIELD GOAL PERCENTAGE				3-POINT FIELD GOALS PER GAME				TURNOVER MARGIN					
Team	FGM	FGA	Pct.	Team	G	No.	Avg.	Team	Tos	Caused	Margin		
1. Kentucky	1066	2228	.478	1. Mississippi State	36	329	9.14	1. South Carolina	12.3	16.4	+4.06		
2. Vanderbilt	859	1829	.470	2. Auburn	32	271	8.47	2. Tennessee	13.2	16.2	+2.95		
3. Georgia	759	1664	.456	3. Ole Miss	35	286	8.17	3. Ole Miss	12.1	14.1	+2.03		
4. Tennessee	991	2174	.456	4. South Carolina	31	216	6.97	4. Auburn	13.7	15.1	+1.47		
5. Ole Miss	986	2185	.451	5. Arkansas	32	201	6.28	5. Florida	12.4	13.7	+1.24		
6. Arkansas	829	1859	.446	6. Vanderbilt	33	203	6.15	6. Alabama	12.8	13.9	+1.12		
7. Auburn	850	1913	.444	7. Kentucky	38	231	6.08	7. Arkansas	13.7	14.7	+0.94		
8. Florida	890	2006	.444	8. Florida	34	203	5.97	8. Vanderbilt	13.6	13.5	-0.09		
9. Alabama	791	1794	.441	9. Tennessee	37	218	5.89	9. LSU	12.8	12.4	-0.42		
10. Mississippi State	897	2065	.434	10. Alabama	32	175	5.47	10. Kentucky	14.4	14.0	-0.42		
11. South Carolina	820	1961	.418	11. Georgia	31	150	4.84	11. Mississippi State	12.7	11.4	-1.28		
12. LSU	690	1726	.400	12. LSU	31	141	4.55	12. Georgia	15.2	11.9	-3.29		
OPPONENTS' FIELD GOAL PERCENTAGE				FREE THROW PERCENTAGE				REBOUND MARGIN					
Team	FGM	FGA	Pct.	Team	FTM	FTA	Pct.	Team	Reb.	Avg.	Opp.	Avg.	Margin
1. Kentucky	875	2314	.378	1. Vanderbilt	616	854	.721	1. Kentucky	1584	41.7	1277	33.6	+8.1
2. Mississippi State	868	2233	.389	2. Georgia	460	641	.718	2. Georgia	1117	36.0	980	31.6	+4.4
3. Tennessee	804	2031	.396	3. Alabama	435	615	.707	3. Florida	1265	37.2	1170	34.4	+2.8
4. Ole Miss	852	2081	.409	4. Florida	472	671	.703	4. Mississippi State	1406	39.1	1335	37.1	+2.0
5. Vanderbilt	819	1992	.411	5. LSU	384	552	.696	5. Ole Miss	1377	39.3	1317	37.6	+1.7
6. Alabama	736	1734	.424	6. Mississippi State	499	728	.685	6. Tennessee	1353	36.6	1311	35.4	+1.1
7. Florida	841	1952	.431	7. Arkansas	532	782	.680	7. LSU	1111	35.8	1082	34.9	+0.9
8. Georgia	768	1782	.431	8. Tennessee	520	775	.671	8. Alabama	1126	35.2	1102	34.4	+0.8
9. LSU	722	1675	.431	9. Kentucky	649	971	.668	9. Vanderbilt	1197	36.3	1182	35.8	+0.5
10. Arkansas	825	1910	.432	10. Ole Miss	485	731	.663	10. Auburn	1121	35.0	1136	35.5	-0.5
11. South Carolina	785	1754	.448	11. Auburn	451	689	.655	11. Arkansas	1103	34.5	1187	37.1	-2.6
12. Auburn	830	1818	.457	12. South Carolina	371	571	.650	12. South Carolina	1078	34.8	1236	39.9	-5.1

Individual Statistics

SCORING

Player, Team	G	FG	3FG	FT	PTS	Avg.
1. Devan Downey, SC	31	237	69	156	699	22.5
2. Trey Thompkins, UG	31	207	23	112	549	17.7
3. Chris Warren, OM	35	192	111	107	602	17.2
4. Tasmin Mitchell, LS	31	196	32	97	521	16.8
5. John Wall, UK	37	202	37	175	616	16.6
6. DeWayne Reed, AU	32	167	49	135	518	16.2
7. Mikhail Torrance, UA	32	163	39	135	500	15.6
8. Tay Waller, AU	26	139	87	33	398	15.3
9. Terrico White, OM	35	192	61	85	530	15.1
10. DeMarcus Cousins, UK	38	206	1	162	575	15.1
11. Rotnei Clarke, AR	31	151	100	67	469	15.1
12. Marshawn Powell, AR	32	190	8	90	478	14.9
13. Travis Leslie, UG	31	169	6	114	458	14.8
14. Jermaine Beal, VU	33	158	72	93	481	14.6
15. Bo Spencer, LS	30	138	61	99	436	14.5

REBOUNDING

Player, Team	G	REB	Avg.
1. Jarvis Varnado, MS	36	369	10.3
2. DeMarcus Cousins, UK	38	374	9.8
3. Tasmin Mitchell, LS	31	292	9.4
4. Trey Thompkins, UG	31	258	8.3
5. Murphy Holloway, OM	34	259	7.6
6. Patrick Patterson, UK	38	283	7.4
7. Storm Warren, LS	31	223	7.2
8. Wayne Chism, UT	37	266	7.2
9. JaMychal Green, UA	31	222	7.2
10. Lucas Hargrove, AU	32	224	7.0
11. Alex Tyus, UF	34	234	6.9
12. Chandler Parsons, UF	34	233	6.9
13. Travis Leslie, UG	31	212	6.8
14. Marshawn Powell, AR	32	215	6.7
15. Sam Muldrow, SC	31	193	6.2

FIELD GOAL PERCENTAGE

(Minimum 5 made per game)

Player, Team	G	FG	FGA	Pct.
1. Jarvis Varnado, MS	36	184	316	.582
2. Patrick Patterson, UK	38	215	374	.575
3. DeMarcus Cousins, UK	38	206	369	.558
4. Marshawn Powell, AR	32	190	380	.500
5. JaMychal Green, UA	31	162	327	.495
6. Travis Leslie, UG	31	169	347	.487
7. Trey Thompkins, UG	31	207	429	.483
8. Tay Waller, AU	26	139	293	.474
9. Mikhail Torrance, UA	32	163	347	.470
10. John Wall, UK	37	202	438	.461

THREE-POINT FIELD GOAL PERCENTAGE

(Minimum 2.0 made per game)

Player, Team	G	3FGM	3FGA	Pct.
1. Rotnei Clarke, AR	31	100	234	.427
2. Tay Waller, AU	26	87	212	.410
3. Chris Warren, OM	35	111	275	.404

THREE-POINT FIELD GOALS PER GAME

Player, Team	G	3FGM	Avg.
1. Tay Waller, AU	26	87	3.35
2. Rotnei Clarke, AR	31	100	3.23
3. Chris Warren, OM	35	111	3.17
4. Ravern Johnson, MS	35	87	2.49
5. John Jenkins, VU	31	72	2.32
6. Devan Downey, SC	31	69	2.23
7. Jermaine Beal, VU	33	72	2.18
8. Barry Stewart, MS	36	78	2.17
9. Ricky McPhee, UG	31	66	2.13
10. Kenny Boynton, UF	34	72	2.12

FREE THROW PERCENTAGE

(Minimum 2.5 made per game)

Player, Team	G	FTM	FTA	Pct.
1. Mikhail Torrance, UA	32	135	156	.865
2. Frankie Sullivan, AU	31	80	94	.851
3. Bo Spencer, LS	30	99	118	.839
4. Devan Downey, SC	31	156	187	.834
5. Chris Warren, OM	35	107	131	.817
6. Erving Walker, UF	34	112	138	.812
7. Jermaine Beal, VU	33	93	116	.802
8. Trey Thompkins, UG	31	112	147	.762
9. Wayne Chism, UT	37	94	124	.758
10. John Wall, UK	37	175	232	.754

ASSISTS

Player, Team	G	AST	Avg.
1. John Wall, UK	37	241	6.51
2. Dee Bost, MS	36	188	5.22
3. Mikhail Torrance, UA	32	162	5.06
4. Erving Walker, UF	34	166	4.88
5. DeWayne Reed, AU	32	139	4.34
6. Eniel Polynice, OM	33	128	3.88
7. Chris Warren, OM	35	124	3.54
8. Devan Downey, SC	31	108	3.48
9. Dustin Ware, UG	31	105	3.39
10. Bobby Maze, UT	37	118	3.19

BLOCKS

Player, Team	G	BLK	Avg.
1. Jarvis Varnado, MS	36	170	4.72
2. Sam Muldrow, SC	31	97	3.13
3. Reginald Buckner, OM	31	64	2.06
4. DeMarcus Cousins, UK	38	67	1.76
5. JaMychal Green, UA	31	52	1.68
6. A.J. Ogilvy, VU	33	48	1.45
7. Storm Warren, LS	31	44	1.42
8. Daniel Orton, UK	38	52	1.37
9. Johndre Jefferson, SC	31	42	1.35
10. Festus Ezeli, VU	32	43	1.34

STEALS

Player, Team	G	STL	Avg.
1. Devan Downey, SC	31	85	2.74
2. Frankie Sullivan, AU	31	59	1.90
3. John Wall, UK	37	66	1.78
4. Anthony Brock, UA	30	48	1.60
5. Senario Hillman, UA	31	48	1.55
6. J.P. Prince, UT	37	57	1.54
7. Lakeem Jackson, SC	31	47	1.52
8. Murphy Holloway, OM	34	50	1.47
9. Eric Bledsoe, UK	37	52	1.41
10. DeWayne Reed, AU	32	43	1.34

2010 All-SEC Teams

Coaches' All-SEC Teams

First Team

Trey Thompkins#	Georgia	F	6-10	247	So.	Lithonia, Ga.
DeMarcus Cousins#	Kentucky	F	6-11	270	Fr.	Mobile, Ala.
Patrick Patterson	Kentucky	F	6-9	235	Jr.	Huntington, W. Va.
John Wall#	Kentucky	G	6-4	195	Fr.	Raleigh, N.C.
Jarvis Varnado	Mississippi State	F	6-9	230	Sr.	Brownsville, Tenn.
Devan Downey#	South Carolina	G	5-9	170	Sr.	Chester, S.C..
Wayne Chism	Tennessee	C	6-9	246	Sr.	Jackson, Tenn.
Jermaine Beal#	Vanderbilt	G	6-3	205	Sr.	DeSoto, Texas.

Second Team

Mikhail Torrance	Alabama	G	6-5	210	Sr.	Eight Mile, Ala.
Courtney Fortson	Arkansas	G	5-11	180	So.	Montgomery, Ala.
Erving Walker	Florida	G	5-10	171	So.	Brooklyn, N.Y.
Tasmin Mitchell	LSU	F	6-7	238	Sr.	Denham Springs, La.
Chris Warren	Ole Miss	G	5-10	168	Jr.	Orlando, Fla.
Dee Bost	Mississippi State	G	6-2	170	So.	Concord, N.C.
A.J. Ogilvy	Vanderbilt	C	6-11	255	Jr.	Sydney, Australia
Jeffery Taylor	Vanderbilt	F	6-7	210	So.	Norrkoping, Sweden

SEC Player of the Year

John Wall, Kentucky

SEC Freshman of the Year

DeMarcus Cousins, Kentucky

SEC Coach of the Year

Kevin Stallings, Vanderbilt

SEC Sixth Man of the Year

John Jenkins, Vanderbilt

SEC Defensive Player of the Year

Jarvis Varnado, Mississippi State

SEC Scholar-Athlete of the Year

Ray Shipman, Florida

Unanimous selection; * ties are not broken

Associated Press All-SEC Teams

First Team

DeMarcus Cousins#, Kentucky
 Devan Downey#, South Carolina
 John Wall#, Kentucky
 Jarvis Varnado, Mississippi State
 Trey Thompkins, Georgia

Second Team

Patrick Patterson, Kentucky
 Chris Warren, Ole Miss
 Jermaine Beal, Vanderbilt
 Tasmin Mitchell, LSU
 Wayne Chism, Tennessee

Honorable Mention

Jeffery Taylor, Vanderbilt
 A.J. Ogilvy, Vanderbilt
 Courtney Fortson, Arkansas
 Dee Bost, Mississippi State
 Mikhail Torrance, Alabama

SEC Player of the Year

John Wall, Kentucky

SEC Coach of the Year

John Calipari, Kentucky

Newcomer of the Year

John Wall, Kentucky

#Unanimous selection * Ties are not broken

SEC Coaches All-Frosh Team

Tony Mitchell, Alabama
 Marshawn Powell#, Arkansas
 Kenny Boynton, Florida
 Eric Bledsoe#, Kentucky
 DeMarcus Cousins#, Kentucky
 John Wall#, Kentucky
 Reginald Buckner, Ole Miss
 John Jenkins#, Vanderbilt

#Unanimous selection, *Ties are not broken

SEC Coaches All-Defensive Team

Patrick Patterson, Kentucky
 Jarvis Varnado#, Mississippi State
 Devan Downey, South Carolina
 Sam Muldrow, South Carolina
 Jeffery Taylor, Vanderbilt

SEC Players of the Week

Nov. 16 Rotnei Clarke, Arkansas
 Nov. 23 Patrick Patterson, Kentucky
 Nov. 30 Erving Walker, Florida
 Dec. 7 A.J. Ogilvy, Vanderbilt
 Dec. 14 Ravern Johnson, Miss State
 Dec. 21 Trey Thompkins, Georgia
 Dec. 28 JaMychal Green, Alabama
 Jan. 4 DeMarcus Cousins, Kentucky
 Jan. 11 Bobby Maze, Tennessee
 Jan. 18 Jarvis Varnado, Miss State
 Jan. 25 Travis Leslie, Georgia
 Feb. 1 Devan Downey, South Carolina
 Feb. 8 Courtney Fortson, Arkansas
 Feb. 15 Jeffery Taylor, Vanderbilt
 Feb. 22 Wayne Chism, Tennessee
 Mar. 1 Jarvis Varnado, Miss State
 Mar. 8 Chris Warren, Ole Mis

SEC Freshman of the Week

Nov. 16 Eric Bledsoe, Kentucky
 Nov. 23 John Wall, Kentucky
 Nov. 30 John Wall, Kentucky
 Dec. 7 John Wall, Kentucky
 Dec. 14 John Wall, Kentucky
 Dec. 21 Reginald Buckner, Ole Miss
 Dec. 28 DeMarcus Cousins, Kentucky
 Jan. 4 John Jenkins, Vanderbilt
 Jan. 11 John Jenkins, Vanderbilt
 Jan. 18 Eric Bledsoe, Kentucky
 Jan. 25 DeMarcus Cousins, Kentucky
 Feb. 1 Marshawn Powell, Arkansas
 Feb. 8 DeMarcus Cousins, Kentucky
 Feb. 15 John Wall, Kentucky
 Feb. 22 DeMarcus Cousins, Kentucky
 Mar. 1 John Jenkins, Vanderbilt
 Mar. 8 Tony Mitchell, Alabama

Individual Records

POINTS

Game

Overall: 60, John Mengelt vs. Alabama, Feb. 14, 1970, at Auburn Home Court; 60, John Mengelt vs. Alabama, Feb. 14, 1970 Opponent's Court; 42, John Mengelt vs. Kentucky, Feb. 3, 1969, at Lexington, Ky.
 First Half: 30, John Mengelt vs. Alabama, Feb. 14, 1970, at Auburn
 Second Half: 34, Wesley Person vs. UAB, Dec. 16, 1993, at Auburn
 Losing Effort: 44, Keenan Carpenter vs. LSU, Feb. 8, 1989, at Auburn/44, Wesley Person vs. UAB, Dec. 16, 1993, at Auburn
 By Opponent: 55, Pete Maravich, LSU, Jan. 3, 1968, at Baton Rouge, La.

Season

Overall: 747, Chuck Person, 1984-85
 Average: 28.4, John Mengelt, 1970-71
 Freshman: 567, Eddie Johnson, 1973-74
 Sophomore: 593, Chuck Person, 1983-84
 Junior: 747, Chuck Person, 1984-85
 Senior: 738, John Mengelt, 1970-71
 Double-Figure Scoring Games: 34, Chuck Person, 1984-85; Marquis Daniels, 2002-03
 20-Point Games: 23, Chuck Person, 1985-86
 Consecutive 20-Point Games: 10, John Mengelt, 1969-70
 30-Point Games: 12, John Mengelt, 1970-71
 40-Point Games: 4, John Mengelt, 1969-70

Career

Overall: 2311, Chuck Person, 1982-86
 Average: 24.8, John Mengelt, 1968-71
 Double-Figure Scoring Games: 108, Chuck Person, 1982-86
 Consecutive Double-Figure Scoring Games: 68, Chuck Person (last 3 in 1982-83, all 31 in 1983-84 and all 34 in 1984-85)
 20-Point Games: 63, Chuck Person, 1982-86
 30-Point Games: 22, John Mengelt, 1968-71
 40-Point Games: 8, John Mengelt, 1968-71

FIELD GOALS

Game


Made: 23, John Mengelt vs. Alabama, Feb. 14, 1970, at Auburn
 Attempted: 44, John Mengelt vs. Alabama, Feb. 14, 1970, at Auburn
 Percentage (10 Minimum): 1.000, Charles Barkley, 10 for 10, vs. Georgia, Jan. 22, 1983, at Auburn
 3-Pointers Made: 10, Lance Weems vs. Arkansas, Jan. 6, 1996, at Auburn
 3-Pointers Attempted: 19, Lance Weems vs. Arkansas, Jan. 6, 1996, at Auburn
 3-Point Percentage (5 Min.): 1.000, John Caylor (5-5) vs. Florida, 2-6-88, at Gainesville, Fla./Jay Heard vs. SE Louisiana (5-5) 11-3-98, at Auburn; Troy Gaines (5-5) at LSU 2-26-03 in Baton Rouge, La.

Season

Made: 334, Chuck Person, 1984-85
 Attempted: 614, Chuck Person, 1984-85
 Percentage: .663, Brendon Knox, 2009-10
 3-Pointers Made: 108, Lance Weems, 1995-96
 3-Pointers Attempted: 279, Lance Weems, 1995-96
 3-Point Percentage (1 made/game): .511, Ronnie Battle, 1991-92

Career

Made: 1017, Chuck Person, 1982-86
 Attempted: 1899, Chuck Person, 1982-86
 Percentage: .626, Charles Barkley, 1981-84
 3-Pointers Made: 262, Wesley Person, 1990-94



With 2,311 career points, Chuck Person ranks third on the SEC's all-time scoring chart.

3-Pointers Attempted: 626, Lance Weems, 1992-96
 3-Point Percentage: .441, Wesley Person, 1990-94

FREE THROWS

Game

Made: 17, John Mengelt vs. Kentucky, Mar. 2, 1970, at Lexington, Ky.
 17, Wally Tinker vs. Vanderbilt, Jan. 15, 1968, at Auburn
 17, Ray Groover vs. Florida State, Dec. 10, 1960, at Auburn
 Att.: 21, Ray Groover vs. Florida State, Dec. 10, 1960, at Auburn
 21, Bryant Smith vs. Georgia, Jan. 3, 1998, at Auburn
 Consecutive Made: 15, Eddie Johnson vs. Miss. State, Jan. 20, 1975, at Auburn
 Percentage (15 Minimum): 1.000, Eddie Johnson vs. Miss. State, 15 of 15, Jan. 20, 1975, at Auburn

Season

Made: 208, John Mengelt, 1970-71
 Attempted: 256, John Mengelt, 1970-71
 Consecutive Made: 27, Frankie Sullivan, 2009-10
 Percentage: .879, Eddie Johnson, 1974-75

Career

Made: 496, John Mengelt, 1968-71
 Attempted: 619, John Mengelt, 1968-71
 Percentage: .834, Stan Pietkiewicz, 1974-78

REBOUNDS

Game

Made: 27, Rex Frederick vs. SMU, Dec. 19, 1957, at Dallas, Texas
Offensive: 11, Kelvin Ardister vs. Tennessee, Jan. 4, 1989, at Auburn
11, Brandon Robinson vs. Arkansas, Jan. 5, 2002, at Auburn

Season

Overall: 347, Korvotney Barber, 2008-09
Offensive: 133, Korvotney Barber, 2008-09
Average: 15.3, Rex Frederick, 1956-57

Career

Overall: 996, Mike Mitchell, 1974-78
Average: 14.3, Rex Frederick, 1956-59

ASSISTS

Game

Made: 15, Eddie Johnson vs. LSU, Jan. 3, 1976, at Baton Rouge, La.

Season

Made: 221, Gerald White, 1985-86

Career

Made: 624, Gerald White, 1983-87

BLOCKED SHOTS

Game

Made: 13, Kyle Davis vs. Miami in the NIT, Mar. 14, 2001, at Auburn

Season

Made: 126, Kyle Davis, 2002-03

Career

Made: 288, Kyle Davis, 2000-2004

STEALS

Game

Made: 8, Derrick Dennison vs. Michigan State, Nov. 24, 1989, at Anchorage, Alaska; DeWayne Reed vs. George Washington, Dec. 2, 2007, at Washington, DC

Season

Made: 78, Marquis Daniels, 2002-03

Career

Made: 210, Quantez Robertson, 2005-2009; DeWayne Reed, 2006-10

DUNKS

Game

Number: 7, Aaron Swinson vs. Troy State, Dec. 11, 1991, at Auburn
7, Chris Morris vs. Vanderbilt, Jan. 17, 1987, at Nashville, Tenn.

Season

Number: 62, Aaron Swinson, 1992-93

Career

Number: 175, Aaron Swinson, 1991-94

GAMES

Season

Appeared In: 36, Korvotney Barber, Quantez Robertson, Tay Waller, Lucas Hargrove, DeWayne Reed, 2008-09.

Career

Appeared In: 129, DeWayne Reed, 2006-2010/Scott Pohlman, 1997-2001/Frank Ford, 1983-87

Consecutive Starts: 127, Frank Ford, 1983-87

MINUTES PLAYED

Game


Number: 55, Rich Valavicius vs. Georgia, Mar. 1, 1979, at Birmingham (SEC Tournament)

Season


Number: 1242, Frank Ford, 1984-85 (34 games)

Career

Number: 4374, Frank Ford, 1983-87 (129 games)



Charles Barkley won three straight conference rebounding titles (1982-84).



As a four-year starter, point guard Gerald White quarterbacked Auburn to an 82-47 record.

Team Records

POINTS	
Game	
Overall: 141 vs. Troy State, Dec. 11, 1991, at Auburn	
Home Court: 141 vs. Troy State, Dec. 11, 1991, at Auburn	
Opponent's Court: 109 vs. VCU, Dec. 16, 1976, at Richmond, Va.;	
109 vs. American-Puerto Rico, Dec. 20, 1999, at San Juan, P.R.	
Neutral Court: 120 v. So. Alabama, Nov. 27, 1987, at Birmingham, Ala.	
First Half: 78 vs. Troy State, 78-54, Dec. 11, 1991, at Auburn	
Second Half: 73 vs. Troy State, 73-48, Dec. 9, 1993, at Auburn	
Losing Effort: 105 vs. Arkansas, 105-117, Jan. 15, 1994, at Auburn	
By Opponent: 119, Kentucky, 76-119, Feb. 10, 1975, at Lexington, Ky.	
Both Teams: 257, vs. Troy State, 141-116, Dec. 11, 1991, at Auburn	
Season	
Auburn: 2680, 1998-99	
Average: 86.6, 1991-92	
Scoring Margin: +19.6, 1998-99	
By Opponents: 2475, 1989-90	
FIELD GOALS	
Game	
Made: 55 vs. Troy State, Dec. 11, 1991, at Auburn	
Attempted: 100 vs. Western Carolina, Dec. 4, 1973, at Auburn	
Percentage: .711 vs. LSU, 27 of 38, Feb. 18, 1961, at Auburn	
3-Pointers Made: 18 at Temple, 18 of 41, Nov. 19, 1994, at Philadelphia, Pa.	
3-Pointers Attempted: 41 at Temple, 18 of 41, Nov. 19, 1994, at Philadelphia, Pa.	
3-Point Percentage: .857 vs. Alabama State, 6 of 7, Dec. 11, 1989, at Auburn	
Season	
Made: 1016, 1984-85 (2040 attempts)	
Attempted: 2245, 1998-99	
Percentage: .521, 532 of 1022, 1959-60	
3-Pointers Made: 287, 1995-96	
3-Pointers Attempted: 832, 2008-09	
3-Point Percentage: .452, 182 of 403, 1991-92	
FREE THROWS	
Game	
Made: 39 vs. Miss. State, Jan. 3, 1959, at Auburn	
Attempted: 52 vs. Vanderbilt, Feb. 6, 1954, at Auburn	
Percentage (25 attempts): .964 vs. Alabama, 27 of 28, Dec. 19, 1959, at Birmingham, Ala.	
Percentage (10 attempts): 1.000 vs. Alabama, 11 of 11, Feb. 18, 1995, at Auburn	
Season	
Made: 541, 1989-90	
Attempted: 802, 2008-09	
Percentage: .792, 476 of 601, 1965-66	
REBOUNDS	
Game	
Made: 79 vs. Jacksonville State, Dec. 3, 1957, at Auburn	
Season	
Made: 1452, 1998-99	
Average: 52.8, 1957-58	
FOULS	
Game	
Number: 34 vs. Vanderbilt, Feb. 20, 1990, at Nashville, Tenn.	
Season	
Number: 675, 1989-90	
ASSISTS	
Game	
Made: 33 vs. Troy State, Dec. 11, 1991, at Auburn	

33 vs. LSU, Feb. 12, 1994, at Auburn	
Season	
Made: 532, 2006-07	
TURNOVERS	
Game	
Most Committed: 35 vs. Georgia Tech, Feb. 27, 1974, at Auburn	
Fewest Committed: 3 vs. Georgia, Jan. 19, 1970, at Athens, Ga.	
Season	
Most Committed: 551, 1995-96 (32 games)	
Fewest Committed: 392, 1980-81 (27 games)	
BLOCKED SHOTS	
Game	
Made: 15 vs. Jacksonville State, Dec. 16, 1998, at Auburn/	
15 vs. Miami in the NIT, Mar. 14, 2001, at Auburn	
Season	
Made: 178, 2002-03	
STEALS	
Game	
Made: 21 vs. Louisiana-Monroe, Dec. 6, 2008, at Auburn	
Season	
Made: 327, 1998-99 and 2008-09	
ATTENDANCE	
One Game: 34,076 at Indiana Hoosier Dome, Mar. 14, 1987, vs. Indiana (NCAA Tournament Second Round)	
Season Total: 414,189, 1999-2000, 34 games (12,182 avg.)	
401,152, 1998-99, 33 games (12,156 avg.)	
Season Home: 173,249, 2000-01, 17 games (10,191 avg.)--	
season tickets sold out	
157,500, 1999-2000, 15 games (10,500 avg.)--	
season tickets sold out	
123,881, 1998-99, 15 games (8,259 avg.)	
106,867, 2009-10, 17 games (6,286 avg.)	
100,291, 1992-93, 12 games (8,358 avg.)	
98,965, 1974-75, 12 games (8,247 avg.)	
97,024, 1975-76, 11 games (8,820 avg.)	
Average Home: 10,500, 1999-2000, 15 games--season tickets sold out; 10,191, 2000-01, 17 games--season tickets sold out; 8,820, 1975-76, 11 games; 8,758, 1989-90, 11 games; 8,358, 1992-93, 12 games	
SEC Average Home: 10,500, 1999-00, 8 games (capacity 10,500)	
10,500, 2000-01, 8 games (capacity 10,500)	
10,419, 1998-99, 8 games (capacity, 10,500)	
9,172, 1974-75, 9 games (capacity 12,500)	
MISCELLANEOUS	
Game	
Margin of Victory: 79 vs. White's Business College, 92-13, 1927-28	
Margin of SEC Victory: 54 vs. Alabama, 94-40, Jan. 18, 1998	
Margin of Defeat: 80 vs. Georgia, 92-12, 1912-13 at Athens, Ga.	
Season	
Most Wins: 29, 1998-99; 24, 1999-2000 and 2008-09;	
22, 1985-86 and 1984-85	
Win Streak: 30, 1957-58 11 games, and 1958-59 19 games	
Win Streak, Home: 36, 1957-61 (Jan. 26, 1957 to Jan. 7, 1961)	
30, 1997-2000 (Mar. 11, 1998 to Mar. 1, 2000)	
Most Losses: 20, 1972-73	
Fewest Wins: 1, 1942-43 and 1929-30	

Home Game Records Since 1969

Individual

Auburn

Points: 60 by John Mengelt vs. Alabama, Feb. 14, 1970
 Field Goals: 23 by John Mengelt vs. Alabama, Feb. 14, 1970
 Field Goals Attempted: 44 by John Mengelt vs. Alabama, Feb. 14, 1970
 3-Pointers Made: 10 by Lance Weems vs. Arkansas, Jan. 6, 1996
 3-Pointers Attempted: 19 by Lance Weems v. Arkansas, Jan. 6, 1996
 Free Throws: 15 by Eddie Johnson vs. Miss. State, Jan. 20, 1975
 15 by John Mengelt vs. N.C. State, Dec. 5, 1970
 Free Throws Attempted: 21 by Bryant Smith vs. Georgia, Jan. 3, 1998
 Rebounds: 22 by Al Leapheart vs. Alabama, Feb. 14, 1970
 Assists: 14 by Eddie Johnson vs. Tennessee, Feb. 16, 1976
 Blocks: 13 by Kyle Davis vs. Miami in the NIT, Mar. 14, 2001
Opponents
 Points: 46 by Pete Maravich for LSU, Jan. 11, 1969
 Field Goals Attempted: 41 by Pete Maravich for LSU, Jan. 11, 1969
 3-Pointers Made: 9 by Freddie Banks for UNLV, Feb. 1, 1987
 3-Pointers Attempted: 17 by Lester Hudson for UT-Martin, Mar. 18, 2009, in NIT First Round
 Free Throws: 16 by Ansu Sesay for Ole Miss, Jan. 31, 1998
 Free Throws Attempted: 18 by Pete Maravich for LSU, Jan. 11, 1969

Team


Auburn

Points in a Game: 141 vs. Troy State, Dec. 11, 1991
 Points in a Half: 78 vs. Troy State, Dec. 11, 1991
 Fewest Points in a Game: 43 vs. Tennessee, Jan. 15, 1997;
 43 vs. Vanderbilt, Feb. 16, 2005
 Field Goals: 55 vs. Troy State, Dec. 11, 1991
 Field Goals Attempted: 100 vs. Western Carolina, Dec. 4, 1973
 Field Goal Percentage: .683 vs. Georgia State, 41 of 60, Nov. 26, 2002
 3-Pointers Made: 15 vs. West Florida, Dec. 12, 1994; 15 vs. Arkansas, Jan. 6, 1996; 15 vs. Nicholls State, Nov. 24, 2004
 3-Pointers Attempted: 36 vs. #12 LSU, Mar. 1, 2000
 Free Throws: 40 vs. Mississippi State, Jan. 20, 1975
 Free Throws Attempted: 45 vs. VCU, Mar. 3, 1975
 Free Throw Pct.:

(Min. 10 att.): 1.000 vs. Alabama, 11 of 11, Feb. 18, 1995
 (Min. 30 att.): .949 vs. Ole Miss, 37 of 39, Jan. 8, 1995
 Rebounds: 78 vs. VCU, Mar. 3, 1975
 Assists: 33 vs. Troy State, Dec. 11, 1991; 33 vs. LSU, Feb. 12, 1994
 Steals: 21 vs. Louisiana-Monroe, Dec. 6, 2008
 Blocks: 15 vs. Miami in the NIT, Mar. 14, 2001
Opponents
 Points in a Game: 117 by Arkansas, Jan. 15, 1994
 Fewest Points in a Game: 32 by Tuskegee, Dec. 17, 2008; 35 by Tennessee, Jan. 15, 1997; 35 by Coppin State, Dec. 13, 1999
 Field Goals Attempted: 109 by VCU, Mar. 3, 1975
 3-Pointers Made: 18 by Troy State, Dec. 11, 1991
 3-Pointers Attempted: 59 by Troy State, Dec. 11, 1991
 3-Point Pct: .600 by Xavier, 16 of 26, Jan. 6, 2008
 Free Throws Made: 31 by Florida, Feb. 6, 1991
 Free Throws Attempted: 46 by Florida, Feb. 6, 1991
 Rebounds: 63 by UNLV, Dec. 12, 2004
 Fouls: 33 by Kentucky, Jan. 26, 1976
 33 by Mississippi State, Jan. 20, 1975

Miscellaneous

Win-Loss Record: 393-183 (.682) -- 42 seasons
 Most Combined Points: 257, 141-116 over Troy State, Dec. 11, 1991
 Widest AU Victory Margin: 56, 100-44 over Ark.-Pine Bluff, Nov. 21, 1999
 55, 100-45 over Stony Brook, Jan. 2, 2000
 54, 94-40 over Alabama, Jan. 18, 1998
 54, 114-60 over Southeastern Louisiana, Nov. 13, 1998
 Widest Margin of Defeat for AU: 26, 87-61 by LSU, Feb. 24, 1983
 Most Wins by AU in a Single Season: 18 (2008-09)
 Most Games Lost by AU in a Single Season: 8 (1993-94)
 Longest Winning Streak: 36 (1956-57 season to 1960-61)
 30 (1997-98 season to 1999-2000)
 Longest Losing Streak: 6 (1993-94, 1990-91, 1988-89)
 Number of 100-Point Games by AU: 29
 Number of 100-Point Games by Opponents: 8



Eddie Johnson ranks as Auburn's single-season leader in free-throw percentage with his .879 average in 1974-75.




Standing fifth on Auburn's all-time scoring chart, John Mengelt had eight 40-point games during his career.

Career Leaders

Points

1.	Chuck Person	1982-86	2,311
2.	Mike Mitchell	1974-78	2,123
3.	Wesley Person	1990-94	2,066
4.	Eddie Johnson	1973-77	1,988
5.	John Mengelt	1968-71	1,920
6.	Ronnie Battle	1989-93	1,916
7.	Chris Morris	1984-88	1,717
8.	Jeff Moore	1984-88	1,549
9.	Marquis Daniels	1999-03	1,530
10.	Scott Pohlman	1997-2001	1,442
11.	DeWayne Reed	2006-10	1,428
12.	Rasheem Barrett	2005-09	1,396
13.	Frank Ford	1983-87	1,389
14.	Lee DeFore	1963-66	1,386
	Aaron Swinson	1991-94	1,386
16.	Gary Redding	1972-76	1,334
17.	Doc Robinson	1996-2000	1,332
18.	Stan Pietkiewicz	1974-78	1,265
19.	Frank Tolbert	2004-08	1,242
20.	Darrell Lockhart	1979-83	1,236
21.	Wes Flanigan	1993-97	1,228
22.	Charles Barkley	1981-84	1,183
23.	Korvotney Barber	2005-09	1,150
24.	Lance Weems	1992-96	1,105
25.	Bryant Smith	1995-99	1,087



Chuck Person (1982-86) is Auburn's all-time scoring leader with 2,311 points. The Brantley, Ala., native is also the career leader in field goals made (1,017) and field goals attempted (1,899).

26.	Bubba Price	1976-80	1,075
-----	-------------	---------	-------

Scoring Average

1.	John Mengelt	1968-71	24.8
2.	Mike Mitchell	1974-78	20.4
3.	Eddie Johnson	1973-77	19.5
4.	Wesley Person	1990-94	19.1
5.	Lee DeFore	1963-66	19.0
6.	Chuck Person	1982-86	18.3
7.	Aaron Swinson	1991-94	16.9
8.	Ronnie Battle	1989-93	16.8
9.	Chris Porter	1998-2000	15.3
10.	Odell Mosteller	1981-83	15.0

Rebounds

1.	Mike Mitchell	1974-78	996
2.	Jeff Moore	1984-88	950
3.	Chuck Person	1982-86	940
4.	Gary Redding	1972-76	936
5.	Rex Frederick	1956-59	904
6.	Chris Morris	1984-88	860
7.	Charles Barkley	1981-84	806
8.	Mamadou N'diaye	1996-2000	798
9.	Korvotney Barber	2005-09	762
10.	Earl Banks	1977-81	730

Rebound Average

1.	Rex Frederick	1956-59	14.3
2.	Layton Johns	1960-63	10.2
3.	Mike Mitchell	1974-78	9.6
	Charles Barkley	1981-84	9.6
5.	Freddie Guy	1962-65	9.5
6.	Bill Alexander	1967-70	9.0
	Gary Redding	1972-76	9.0

Field Goals Made

1.	Chuck Person	1982-86	1,017
2.	Mike Mitchell	1974-78	926
3.	Eddie Johnson	1973-77	789
4.	Wesley Person	1990-94	772
5.	Ronnie Battle	1989-93	717
6.	John Mengelt	1968-71	712
7.	Chris Morris	1984-88	694
8.	Jeff Moore	1984-88	608
9.	Marquis Daniels	1999-2003	597
10.	Aaron Swinson	1991-94	574

Field Goals Attempted

1.	Chuck Person	1982-86	1,899
2.	Mike Mitchell	1974-78	1,830
3.	Eddie Johnson	1973-77	1,777
4.	Ronnie Battle	1989-93	1,556
5.	Wesley Person	1990-94	1,533
6.	John Mengelt	1968-71	1,462
7.	Chris Morris	1984-88	1,386
8.	Scott Pohlman	1997-2001	1,274
9.	Rasheem Barrett	2005-09	1,254
10.	DeWayne Reed	2006-2010	1,223

Field Goal Percentage

1.	Charles Barkley	1981-84	467-746	626
2.	Aaron Swinson	1991-94	574-943	609
3.	Porter Gilbert	1958-61	250-419	597
4.	Korvotney Barber	2005-09	476-812	586
5.	Chris Davis	1994-95	131-226	580
6.	Layton Johns	1960-63	285-499	571
7.	Joe Newton	1962-65	238-418	570
8.	Aubrey Wiley	1991-94	249-440	566
9.	Marco Killingsworth	2001-04	405-726	558
10.	Jimmy Fibbe	1958-61	320-584	548

3-Point Field Goals Made

1.	Wesley Person	1990-94	262
2.	Lance Weems	1992-96	240
3.	Ronnie Battle	1989-93	236
4.	Scott Pohlman	1997-2001	206
5.	Tay Waller	2008-2010	187
6.	Daymeon Fishback	1996-2000	185
7.	DeWayne Reed	2006-2010	184...

8.....Rasheem Barrett.....	2005-09.....	157
9.....Doc Robinson.....	1996-2000.....	146
10...Nathan Watson.....	2004-05.....	133

3-Point Field Goals Attempted

1.....Lance Weems.....	1992-96.....	626
2.....Scott Pohlman.....	1997-2001.....	609
3.....Wesley Person.....	1990-94.....	594
4.....DeWayne Reed.....	2006-10.....	575
5.....Ronnie Battle.....	1989-93.....	558
6.....Daymeon Fishback.....	1996-2000.....	530
7.....Tay Waller.....	2008-10.....	484
8.....Rasheem Barrett.....	2005-09.....	472
9.....Doc Robinson.....	1996-2000.....	434
10...Nathan Watson.....	2004-05.....	392

3-Point Field Goal Percentage (min. 1.0 made per game)

1.....Wesley Person.....	1990-94.....	262-594.....	441
2.....Ronnie Battle.....	1989-93.....	236-558.....	423
3.....John Caylor.....	1986-91.....	65-157.....	414
4.....Keenan Carpenter.....	1987-89.....	103-251.....	410
5.....Larry Patrick.....	1989-91.....	38-94.....	404
6.....Gerald White.....	1983-87.....	34-87.....	391
7.....Ray Donald.....	1994-96.....	93-239.....	389
8.....Tay Waller.....	2008-10.....	187-484.....	386
9.....Franklin Williams.....	1994-98.....	105-272.....	386
10...Aubrey Wiley.....	1991-94.....	30-78.....	385

Free Throws Made

1. John Mengelt.....	1968-71.....	496
2. Eddie Johnson.....	1973-77.....	410
3. Wes Flanigan.....	1993-97.....	338
4. Jeff Moore.....	1984-88.....	329
5. DeWayne Reed.....	2006-10.....	324
6. Reggie Gallon.....	1989-93.....	289
7. Chris Morris.....	1984-88.....	287
8. Chris Brandt.....	1988-92.....	281
9. Lee DeFore.....	1963-66.....	278
10. Chuck Person.....	1982-86.....	277
Frank Tolbert.....	2004-08.....	277

Free Throws Attempted

1. John Mengelt.....	1968-71.....	619
2. Eddie Johnson.....	1973-77.....	512
3. DeWayne Reed.....	2006-10.....	492
3. Wes Flanigan.....	1993-97.....	485
4. Korvotney Barber.....	2005-09.....	445
5. Chris Brandt.....	1988-92.....	429
Jeff Moore.....	1984-88.....	429
7. Marquis Daniels.....	1999-2003.....	418
8. Bill Alexander.....	1967-70.....	409
9. Reggie Gallon.....	1989-93.....	406
10. Chris Morris.....	1984-88.....	403

Free Throw Percentage

1.....Ian Young.....	2004-05.....	120-140.....	857
2.....Stan Pietkiewicz.....	1974-78.....	241-289.....	834
3.....Ray Donald.....	1994-96.....	113-136.....	831
4.....Lee DeFore.....	1963-66.....	278-338.....	822
5.....Scott Pohlman.....	1997-2001.....	240-293.....	819
6.....Frankie Sullivan.....	2008-10.....	126-155.....	813
7.....Jimmy Fibbe.....	1958-61.....	198-247.....	802
8.....John Mengelt.....	1968-71.....	496-619.....	801
9.....Eddie Johnson.....	1973-77.....	410-512.....	800
10...Tay Waller.....	2008-2010.....	89-112.....	795

Assists

1. Gerald White.....	1983-87.....	624
2. Wes Flanigan.....	1993-97.....	573
3. Doc Robinson.....	1996-2000.....	568
4. Quantez Robertson.....	2005-09.....	529
5. Eddie Johnson.....	1973-77.....	499
6. DeWayne Reed.....	2006-2010.....	477
6. Reggie Gallon.....	1989-93.....	466
7. Paul Daniels.....	1980-84.....	460

8. Quantez Robertson.....	2005-current.....	415
9. Stan Pietkiewicz.....	1974-78.....	356
10. Terrance Howard.....	1984-1988.....	349

Blocked Shots

1. Kyle Davis.....	2000-04.....	360
2. Mamadou N'diaye.....	1996-2000.....	241
3. Korvotney Barber.....	2005-09.....	155
4. Charles Barkley.....	1981-84.....	145
5. Chris Morris.....	1984-88.....	141
6. Pat Burke.....	1993-97.....	133
7. Korvotney Barber.....	2005-07.....	98
8. Wesley Person.....	1990-94.....	88


Steals

1. Quantez Robertson.....	2005-09.....	210
DeWayne Reed.....	2006-2010.....	210
3. Marquis Daniels.....	1999-2003.....	208
4. Chris Morris.....	1984-88.....	189
5. Bryant Smith.....	1995-99.....	186
6. Reggie Gallon.....	1989-93.....	177
7. DeWayne Reed.....	2006-present.....	167
8. Gerald White.....	1983-87.....	164
9. Frank Ford.....	1983-87.....	156
10. Doc Robinson.....	1996-2000.....	153

Note: Figures not available prior to 1978-79 season.

Games Played

1. Scott Pohlman.....	1997-2001.....	129
Frank Ford.....	1983-87.....	129
DeWayne Reed.....	2006-2010.....	129
4. Doc Robinson.....	1996-2000.....	128
Mamadou N'diaye.....	1996-2000.....	128
Chris Morris.....	1984-88.....	128
7. Daymeon Fishback.....	1996-2000.....	127
8. Chuck Person.....	1982-86.....	126
Quantez Robertson.....	2005-09.....	126
10. Rasheem Barrett.....	2005-09.....	123



Sharpshooter Wesley Person is Auburn's career leader in 3-point field goal percentage, made (262) and attempted (594). He is third on AU's all-time scoring chart with 2,066 points.

Single-Season Leaders

Points		
1.	Chuck Person	1984-85 747
2.	John Mengelt	1970-71 738
3.	Chuck Person	1985-86 710
4.	John Mengelt	1969-70 696
5.	Mike Mitchell	1977-78 671
6.	Marquis Daniels	2002-03 625
7.	Wesley Person	1993-94 621
8.	Chris Morris	1987-88 620
9.	Lee DeFore	1965-66 615
10.	Chuck Person	1983-84 593
11.	Aaron Swinson	1993-94 579
12.	Eddie Johnson	1973-74 567
13.	Wesley Person	1991-92 538
	Jeff Moore	1986-87 538
15.	Keenan Carpenter	1988-89 531
16.	Ronnie Battle	1989-90 527
17.	DeWayne Reed	2009-10 518
18.	Stan Pietkiewicz	1977-78 516
19.	Eddie Johnson	1975-76 513
20.	Wesley Person	1992-93 507

Scoring Average		
1.	John Mengelt	1970-71 28.4
2.	John Mengelt	1969-70 26.8
3.	Mike Mitchell	1977-78 24.9
4.	Lee DeFore	1965-66 23.7
5.	Wesley Person	1993-94 22.2
6.	Chuck Person	1984-85 22.0
7.	Eddie Johnson	1973-74 21.8
8.	Chuck Person	1985-86 21.5
9.	Eddie Johnson	1974-75 20.9
10.	Aaron Swinson	1993-94 20.7
	Chris Morris	1987-88 20.7
12.	Wesley Person	1991-92 19.9
13.	Eddie Johnson	1975-76 19.7
14.	Mike Mitchell	1976-77 19.4
	John Mengelt	1968-69 19.4
16.	Chuck Person	1983-84 19.1
	Stan Pietkiewicz	1977-78 19.1
18.	Keenan Carpenter	1988-89 19.0

Rebounds		
1.	Korvotney Barber	2008-09 347
2.	Rex Frederick	1957-58 325
3.	Rex Frederick	1956-57 322
4.	Bill Alexander	1969-70 316
5.	Freddie Guy	1964-65 306
6.	Chuck Person	1984-85 303
7.	Pepto Bolden	1973-74 302
8.	Chris Morris	1987-88 295
9.	Jim Retseck	1970-71 294
10.	Jeff Moore	1986-87 293
11.	Mike Mitchell	1974-75 286

Rebound Average		
1.	Rex Frederick	1956-57 15.3
2.	Rex Frederick	1957-58 14.8
3.	Rex Frederick	1958-59 12.9
4.	Layton Johns	1962-63 12.4
5.	Bob Miller	1952-53 12.3
6.	Freddie Guy	1964-65 12.2
7.	Bill Alexander	1969-70 12.1
8.	Pepto Bolden	1973-74 11.6
9.	Bob Miller	1953-54 11.5
10.	Mike Mitchell	1974-75 11.4

Field Goals Made		
1.	Chuck Person	1984-85 334
2.	Chuck Person	1985-86 310
3.	Mike Mitchell	1977-78 283
4.	John Mengelt	1970-71 265
5.	John Mengelt	1969-70 258
6.	Chuck Person	1983-84 255

7.	Marquis Daniels	2002-03 244
8.	Chris Morris	1987-88 241
	Lee DeFore	1965-66 241
10.	Aaron Swinson	1993-94 234

Field Goals Attempted		
1.	Chuck Person	1984-85 614
2.	Chuck Person	1985-86 597
3.	John Mengelt	1969-70 554
4.	John Mengelt	1970-71 548
5.	Mike Mitchell	1977-78 544
6.	Eddie Johnson	1973-74 538
7.	Lee DeFore	1965-66 516
8.	Chris Morris	1987-88 501
9.	Marquis Daniels	2002-03 476
10.	Chuck Person	1983-84 470

Field Goal Percentage			
1.	Brendon Knox	2009-10 108-163	663
2.	Charles Barkley	1982-83 161-250	644
3.	Charles Barkley	1983-84 162-254	638
4.	Aaron Swinson	1993-94 234-371	631
5.	Joe Newton	1964-65 126-208	606
6.	Aaron Swinson	1992-93 183-305	600
7.	Charles Barkley	1981-82 144-242	595
8.	Aaron Swinson	1991-92 157-267	588
9.	Marco Killingsworth	2003-04 145-247	587
10.	Layton Johns	1961-62 129-221	584

3-Point Field Goals Made		
1.	Lance Weems	1995-96 108
2.	Tay Waller	2008-09 100
3.	Wesley Person	1993-94 93
4.	Tay Waller	2009-10 87
5.	Keenan Carpenter	1988-89 84
6.	Lance Weems	1994-95 78
7.	Adam Harrington	2000-01 72
8.	Ronnie Battle	1991-92 71
9.	Ian Young	2004-05 70
10.	Wesley Person	1991-92 69

3-Point Field Goals Attempted		
1.	Lance Weems	1995-96 279
2.	Tay Waller	2008-09 272
3.	Tay Waller	2009-10 212
4.	Adam Harrington	2000-01 211
5.	Wesley Person	1993-94 210
6.	Keenan Carpenter	1988-89 203
7.	Ian Young	2004-05 202
8.	DeWayne Reed	2008-09 199
9.	Lance Weems	1994-95 195
10.	Daymeon Fishback	1996-97 174

3-Point Field Goal Percentage (min. 1.0 made per game)			
1.	Ronnie Battle	1991-92 71-139	511
2.	Wesley Person	1991-92 69-141	489
3.	Franklin Williams	1995-96 32-68	471
4.	Wesley Person	1992-93 58-125	464
5.	Wesley Person	1993-94 93-210	443
6.	Quan Prowell	2006-07 35-81	432
7.	John Caylor	1987-88 40-95	421
8.	Jay Heard	1998-99 39-93	419
9.	Ray Donald	1994-95 45-108	417
10.	Keenan Carpenter	1988-89 84-203	414
11.	Quan Prowell	2007-08 39-95	411

Free Throws Made		
1.	John Mengelt	1970-71 208
2.	John Mengelt	1969-70 180
3.	Wally Tinker	1967-68 148
4.	Bob Miller	1953-54 144
5.	DeWayne Reed	2009-10 135
6.	Lee DeFore	1965-66 133
7.	Stan Pietkiewicz	1977-78 128
8.	Wally Tinker	1968-69 125
9.	Chris Brandt	1989-90 120
	Jeff Moore	1986-87 120

Free Throws Attempted

1.	John Mengelt.....	1970-71	256
2.	John Mengelt.....	1969-70	225
3.	Bob Miller.....	1953-54	213
4.	Wally Tinker.....	1967-68	199
5.	DeWayne Reed.....	2009-10	190
6.	Chris Brandt.....	1989-90	186
7.	Korvotney Barber.....	2008-09	182
8.	Chris Porter.....	1998-99	179
9.	Wes Flanigan.....	1995-96	168
10.	Aaron Swinson.....	1993-94	161

Free Throw Percentage (min. 2.0 made per game)

1.....	Eddie Johnson.....	1974-75	102-116	.879
2.....	Stan Pietkiewicz.....	1977-78	128-146	.877
3.....	Jimmy Fibbe.....	1960-61	83- 96	.865
	Ian Young.....	2004-05	83- 96	.865
5.....	Scott Pohlman.....	1998-99	69- 80	.863
6.....	Jimmy Montgomery.....	1965-66	83- 97	.856
7.....	Lee DeFore.....	1965-66	133-156	.853
8.....	Frankie Sullivan.....	2009-10	80-94	.851
9.....	Bobby Buisson.....	1965-66	100-119	.840
10.....	Jeff Moore.....	1987-88	86-103	.835

Assists

1.	Gerald White.....	1985-86	221
2.	Wes Flanigan.....	1995-96	214
3.	Jamison Brewer.....	2000-01	187
4.	Gerald White.....	1984-85	185
5.	Doc Robinson.....	1999-2000	175
6.	Doc Robinson.....	1998-99	166
7.	Quantez Robertson.....	2006-07	163
8.	Terrance Howard.....	1987-88	160
9.	Eddie Johnson.....	1975-76	149
10.	Moochie Norris.....	1994-95	143

Blocked Shots


1.	Kyle Davis.....	2002-03	126
2.	Kyle Davis.....	2000-01	84
3.	Kyle Davis.....	2001-02	78
4.	Mamadou N'diaye.....	1998-99	77
5.	Mamadou N'diaye.....	1997-98	73
6.	Kyle Davis.....	2003-04	72
7.	Mamadou N'diaye.....	1999-2000	66
8.	Korvotney Barber.....	2006-07	55
9.	Charles Barkley.....	1981-82	51
10.	Charles Barkley.....	1983-84	49

Note: Figures not available prior to 1978-79 season.

Steals

1.	Marquis Daniels.....	2002-03	78
2.	Marquis Daniels.....	2000-01	71
3.	Bryant Smith.....	1997-98	67
	DeWayne Reed.....	2008-09	67
5.	Wes Flanigan.....	1995-96	64
	Chris Porter.....	1998-99	64
	Derrick Dennison.....	1989-90	64
8.	Quantez Robertson.....	2007-08	63
9.	Brandon Robinson.....	2003-04	62
10.	Gerald White.....	1984-85	60

Note: Figures not available prior to 1978-79 season.



Chris Morris averaged 20.7 points per game in 1987-88 in leading the Tigers to the NCAA Tournament.

Year-by-Year Leaders

Scoring							
Season	Player	G	FGM	3FG	FTM	PTS AVG.	
2009-10	DeWayne Reed, Sr., G	32	167	49	135	518	16.5
2008-09	DeWayne Reed, Jr., G	36	156	65	97	474	13.2
2007-08	Quan Prowell, Sr., F	25	142	39	51	374	15.0
2006-07	Josh Dollard, So., F	26	125	18	58	326	12.5
2005-06	Ronny LeMelle, Sr., G	28	123	58	55	359	12.8
2004-05	Toney Douglas, Fr., G	31	179	70	105	525	16.9
2003-04	Marco Killingsworth, Jr., F	27	145	4	77	371	13.7
2002-03	Marquis Daniels, Sr., F	34	244	30	107	625	18.4
2001-02	Marquis Daniels, Jr., F	28	115	22	73	325	11.6
2000-01	Marquis Daniels, So., F	32	206	11	395	503	15.7
1999-2000	Chris Porter, Sr., F	26	141	4	304	380	14.6
1998-99	Chris Porter, Jr., F	30	179	8	381	479	16.0
1997-98	Doc Robinson, So., G	30	140	43	358	372	12.4
1996-97	Wes Flanigan, Sr., G	31	117	26	81	341	11.0
1995-96	Lance Weems, Sr., G	32	149	108	24	430	13.4
1994-95	Lance Weems, Jr., G	29	127	78	50	382	13.2
1993-94	Wesley Person, Sr., G/F	28	217	93	93	621	22.2
1992-93	Wesley Person, Jr., F	27	194	58	61	507	18.8
1991-92	Wesley Person, So., F	27	208	69	53	538	19.9
1990-91	Ronnie Battle, So., G	29	184	50	76	494	17.0
1989-90	Ronnie Battle, Fr., G	31	202	64	59	527	17.0
1988-89	Keenan Carpenter, Sr., G	28	195	84	57	531	19.0
1987-88	Chris Morris, Sr., F	30	241	33	105	620	20.7
1986-87	Jeff Moore, Jr., C	31	208	2	120	538	17.4
1985-86	Chuck Person, Sr., F	33	310	0	90	710	21.5
1984-85	Chuck Person, Jr., F	34	334	0	79	747	22.0
1983-84	Chuck Person, So., F	31	255	0	83	593	19.1
1982-83	Charles Barkley, So., C	28	161	0	82	404	14.4
1981-82	Odell Mosteller, Jr., G	28	186	0	73	445	15.9
1980-81	Earl Banks, Sr., C	27	140	0	40	320	11.9
1979-80	Bubba Price, Sr., G	28	123	0	59	305	10.9
1978-79	Bobby Cattage, So., C	29	184	0	92	460	15.9
1977-78	Mike Mitchell, Sr., F	27	283	0	105	671	24.9
1976-77	Mike Mitchell, Jr., F	26	229	0	47	505	19.4
1975-76	Eddie Johnson, Jr., G	26	204	0	105	513	19.7
1974-75	Eddie Johnson, So., G	24	200	0	102	502	20.9
1973-74	Eddie Johnson, Fr., G	26	231	0	105	567	21.8
1972-73	Gary England, Sr., G	26	140	0	53	333	12.8
1971-72	Jim Retseck, Jr., F	26	165	0	100	430	16.5
1970-71	John Mengelt, Sr., G	26	265	0	208	738	28.4
1969-70	John Mengelt, Jr., G	26	258	0	180	696	26.8
1968-69	John Mengelt, So., G	25	189	0	108	486	19.4
1967-68	Wally Tinker, Jr., F	26	115	0	148	378	14.5
1966-67	Alex Howell, Jr., G	25	148	0	52	348	14.0
1965-66	Lee DeFore, Sr., F	26	241	0	133	615	23.7
1964-65	Lee DeFore, Jr., F	23	145	0	73	363	15.8

1963-64	Lee DeFore, So., F	23	168	0	72	408	17.7
1962-63	Layton Johns, Sr., C	22	119	0	92	330	15.0
1961-62	Layton Johns, Jr., C	24	129	0	119	377	15.7
1960-61	Jimmy Fibbe, Sr., F	22	120	0	83	323	14.7
1959-60	Henry Hart, Sr., G	20	108	0	94	310	15.5
1958-59	Jimmy Lee, Sr., G	22	112	0	65	289	13.1
1957-58	Rex Frederick, Jr., F	22	123	0	109	355	16.1
1956-57	Jimmy Lee, So., G	21	134	0	66	334	15.9
1955-56	Bill McGriff, So., C	21	121	0	92	334	15.9
1954-55	Bill Kirkpatrick, Sr., G	20	152	0	67	371	18.7
1953-54	Bob Miller, Sr., C	24	141	0	144	426	17.8
1952-53	Bob Miller, Jr., C	21	86	0	96	268	15.8
1951-52	Inman Veal, So., G	26	114	0	47	284	10.9
1950-51	Dan Pridgen, Sr., C	22	111	0	56	278	12.6
1949-50	Bill Lynn, Sr., C	23	129	0	81	339	14.7

Rebounding				
Season	Player	G	REB.	AVG.
2009-10	Lucas Hargrove, Sr., F	32	224	7.0
2008-09	Korvotney Barber, Sr., F	36	347	9.6
2007-08	Quan Prowell, Sr., F	25	158	6.3
2006-07	Josh Dollard, So., F	26	181	7.0
2005-06	Korvotney Barber, Fr., F	28	134	4.8
2004-05	Quinnel Brown, Sr., F	31	186	6.0
2003-04	Marco Killingsworth, Jr., F	27	187	6.9
2002-03	Marco Killingsworth, So., F	34	219	6.4
2001-02	Marquis Daniels, Jr., F	28	148	5.3
2000-01	Jamison Brewer, So., G	32	230	7.2
1999-2000	Mamadou N'diaye, Sr., C	34	267	7.9
1998-99	Chris Porter, Jr., F	30	259	8.6
1997-98	Mamadou N'diaye, So., C	30	208	6.9
1996-97	Pat Burke, Sr., C	31	216	7.0
1995-96	Pat Burke, Jr., C	32	278	8.7
1994-95	Chris Davis, Jr., F	29	178	6.1
1993-94	Aubrey Wiley, Sr., F	28	261	9.3
1992-93	Aaron Swinson, Jr., F/C	27	207	7.7
1991-92	Aaron Swinson, So., F	27	203	7.5
1990-91	Robert McKie, So., C	28	164	5.9
1989-90	John Caylor, Jr., C-F	28	189	6.8
1988-89	Matt Geiger, So., C	28	186	6.6
1987-88	Chris Morris, Sr., F	30	295	9.8
1986-87	Jeff Moore, Jr., C	31	293	9.5
1985-86	Chuck Person, Sr., F	33	260	7.9
1984-85	Chuck Person, Jr., F	34	303	8.9
1983-84	Charles Barkley, Jr., C	28	265	9.5
1982-83	Charles Barkley, So., C	28	266	9.5
1981-82	Charles Barkley, Fr., C	28	275	9.8
1980-81	Earl Banks, Sr., C	27	188	7.0
1979-80	Earl Banks, Jr., C	28	164	5.9
1978-79	Bobby Cattage, So., C	29	269	9.3
1977-78	Mike Mitchell, Sr., F	27	241	8.9
1976-77	Pepto Bolden, Sr., F	26	233	9.0
1975-76	Mike Mitchell, So., F	26	249	9.6
1974-75	Mike Mitchell, Fr., F	25	286	11.4
1973-74	Pepto Bolden, Fr., C	26	302	11.6
1972-73	Gary Redding, Fr., F	26	214	8.2
1971-72	Jim Retseck, Jr., F	26	240	9.2
1970-71	Jim Retseck, So., F	26	294	11.3
1969-70	Bill Alexander, Sr., C	26	316	12.1
1968-69	Wally Tinker, Sr., F	25	195	7.8
1967-68	Bill Alexander, So., C	25	186	7.4
1966-67	Wally Tinker, So., F	25	211	8.4
1965-66	Lee DeFore, Sr., F	26	249	9.6
1964-65	Freddie Guy, Sr., F	25	306	12.2
1963-64	Freddie Guy, Jr., F	22	257	11.1
1962-63	Layton Johns, Sr., C	22	274	12.4
1961-62	Layton Johns, Jr., C	24	270	11.3
1960-61	Jimmy Fibbe, Sr., F	22	144	6.5
1959-60	Jimmy Fibbe, Jr., C	22	152	6.9
1958-59	Rex Frederick, Sr., C	20	257	12.9
1957-58	Rex Frederick, Jr., F	22	325	14.8
1956-57	Rex Frederick, So., F	21	322	15.3
1955-56	Bill McGriff, Sr., C	21	214	10.2
1954-55	Jim O'Donnell, Sr., F	20	172	8.6
1953-54	Bob Miller, Sr., C	24	277	11.5
1952-53	Bob Miller, Jr., C	17	209	12.3
1951-52	Bob Fenn, Jr., C	25	194	7.8
1950-51	Dan Pridgen, Sr., C	20	181	9.1



Two-time All-American John Mengelt (r) holds the Auburn single-season record with a 28.4 point scoring average in 1970-71.


Field Goal Percentage

Season	Player	G	FGM-FGA	Pct.
2009-10	Brendan Knox, Sr., C	32	108-163	.663
2008-09	Korvotney Barber, Sr., F	36	188-345	.545
2007-08	Quan Prowell, Sr., F	25	142-261	.544
2006-07	Korvotney Barber, So., F	32	148-244	.607
2005-06	Korvotney Barber, Fr., F	28	81-141	.574
2004-05	Daniel Hayles, Fr., F-G	31	71-142	.500
2003-04	Marco Killingsworth, Jr., F	27	145-247	.587
2002-03	Marco Killingsworth, So., F	34	170-309	.550
2001-02	Marco Killingsworth, Fr., F	28	90-170	.529
2000-01	Marquis Daniels, So., G	32	206-395	.522
1999-2000	Mamadou N'diaye, Sr., C	34	100-187	.535
1998-99	Mamadou N'diaye, Jr., C	33	88-180	.489
1997-98	Bryant Smith, Jr., F	28	130-257	.506
1996-97	Pat Burke, Sr., C	31	128-270	.474
1995-96	Franklin Williams, So., F	32	115-217	.530
1994-95	Chris Davis, Jr., F	29	131-226	.580
1993-94	Aaron Swinson, Sr., F	28	234-371	.631
1992-93	Aaron Swinson, Jr., F/C	27	183-305	.600
1991-92	Aaron Swinson, So., F	27	157-267	.588
1990-91	John Caylor, Sr., F-C	29	86-170	.506
1989-90	John Caylor, Jr., C-F	28	90-169	.533
1988-89	Matt Geiger, So., C	28	170-337	.504
1987-88	John Caylor, So., F	30	102-193	.528
1986-87	Chris Morris, Jr., F	31	170-304	.559
1985-86	Frank Ford, Jr., G	33	153-281	.544
1984-85	Frank Ford, So., G	34	161-291	.553
1983-84	Charles Barkley, Jr., C	28	162-254	.638
1982-83	Charles Barkley, So., C	28	161-250	.644
1981-82	Charles Barkley, Fr., C	28	144-242	.595
1980-81	Earl Banks, Sr., C	27	140-248	.565
1979-80	Rich Valavicius, Sr., F	17	71-136	.522
1978-79	Rich Valavicius, Jr., F	29	171-322	.531
1977-78	Myles Patrick, Sr., F	27	103-196	.526
1976-77	Mike Mitchell, Jr., F	26	229-429	.534
1975-76	Gary Redding, Sr., F	26	139-265	.525
1974-75	Gary Redding, Jr., F	26	159-309	.515
1973-74	Pepto Bolden, Fr., C	26	113-212	.533
1972-73	Albert Johnson, Sr., F	24	76-144	.528
1971-72	Ernie Magri, Jr., F	19	62-110	.564
1970-71	Al Leapheart, Jr., C	26	114-225	.506
1969-70	Bill Alexander, Sr., C	26	141-271	.520
1968-69	Bill Alexander, Jr., C	25	126-238	.529
1967-68	Tom Perry, Jr., F	24	75-147	.510
1966-67	Tom Perry, So., F	25	78-135	.577
1965-66	Bobby Buisson, Jr., G	26	105-185	.566
1964-65	Joe Newton, Sr., C	24	126-208	.606
1963-64	Joe Newton, Jr., C	22	85-154	.552
1962-63	John Blackwell, Jr., F	22	123-219	.562
1961-62	Layton Johns, Jr., C	24	129-232	.556
1960-61	Porter Gilbert, Sr., G	19	88-151	.583
1959-60	Porter Gilbert, Jr., G	22	97-169	.574
1958-59	Jimmy Fibbe, So., F	22	92-160	.575
1957-58	Rex Frederick, Jr., F	22	123-276	.446
1956-57	Rex Frederick, So., F	21	103-201	.512
1955-56	Kay Slayden, Sr., F	21	107-222	.482
1954-55	Gordon Mummert, Sr., C	19	81-180	.450
1953-54	Bob Miller, Sr., C	24	141-284	.496
1952-53	Bob Miller, Jr., C	21	86-212	.406
1951-52	Bill Fickling, So., F	22	75-191	.393
1950-51	Don Lanford, Sr., G	22	89-265	.336
1949-50	Don Lanford, Jr., G	22	76-188	.404

Minimum of 3 FGM per game.

3-Point Field Goals

Season	Player	G	3FGM	AVG.
2009-10	Tay Waller, Sr., G	26	87	3.4
2008-09	Tay Waller, Jr., G	36	100	2.8
2007-08	Rasheem Barrett, Jr., G	30	46	1.5
2006-07	Quan Prowell, Jr., F	21	35	1.7
2005-06	Ronny LeMelle, Sr., G	28	58	2.1
2004-05	Ian Young, Sr., G	30	70	2.3
2003-04	Ian Young, Jr., G	28	59	2.1
2002-03	Derrick Bird, Sr., G	34	56	1.6
2001-02	Adam Harrington, Jr., G	28	52	1.9
2000-01	Adam Harrington, So., G	31	72	2.3
1999-2000	Daymeon Fishback, Sr., G	34	59	1.7
1998-99	Scott Pohlman, So., G	33	62	1.9
1997-98	Scott Pohlman, Fr., G	30	53	1.8
1996-97	Daymeon Fishback, Fr., G	31	57	1.8
1995-96	Lance Weems, Sr., G	32	108	3.4
1994-95	Lance Weems, Jr., G	29	78	2.7



Aaron Swinson led Auburn in field goal pct. the three years he played and led the SEC shooting 63.1 percent in 1993-94 and 60.0 percent in 1992-93.

1993-94	Wesley Person, Sr., G/F	28	93	3.3
1992-93	Wesley Person, Jr., F	27	58	2.1
1991-92	Ronnie Battle, Jr., G	27	71	2.6
1990-91	Ronnie Battle, So., G	29	50	1.7
1989-90	Ronnie Battle, Fr., G	31	64	2.1
1988-89	Keenan Carpenter, Sr., G	28	84	3.0
1987-88	John Caylor, So., F	30	40	1.3
1986-87	Gerald White, Sr., G	24	32	1.3

Minimum of 1.0 3FGM per game. Note: 3-point shot instituted in 1986-87.

3-Point Field-Goal Percentage (min. 1.0 made per game)

Season	Player	G	3FGM-3FGA	Pct.
2009-10	Tay Waller, Sr., G	26	87-212	.410
2008-09	Tay Waller, Jr., G	36	100-272	.368
2007-08	Quan Prowell, Sr., F	25	39-95	.411
2006-07	Quan Prowell, Jr., F	21	35-81	.432
2005-06	Rasheem Barrett, Fr., G	28	39-100	.390
2004-05	Nathan Watson, Sr., G	31	52-139	.374
2003-04	Ian Young, Jr., G	28	59-150	.393
2002-03	Nathan Watson, So., G	28	38-103	.369
2001-02	Adam Harrington, Jr., G	28	52-148	.351
2000-01	Adam Harrington, So., G	31	72-211	.341
1999-2000	Daymeon Fishback, Sr., G	34	59-164	.360
1998-99	Jay Heard, Fr., G	33	39-93	.419
1997-98	Daymeon Fishback, So., G	29	39-111	.351
1996-97	Franklin Williams, Jr., F	31	33-86	.384
1995-96	Franklin Williams, So., F	32	32-68	.471
1994-95	Ray Donald, Jr., G/F	29	45-108	.417
1993-94	Wesley Person, Sr., G/F	28	93-210	.443
1992-93	Wesley Person, Jr., F	27	58-125	.464
1991-92	Ronnie Battle, Jr., G	27	71-139	.511
1990-91	Ronnie Battle, So., G	29	50-122	.410
1989-90	Ronnie Battle, Fr., G	31	64-164	.390
1988-89	Keenan Carpenter, Sr., G	28	84-203	.414
1987-88	John Caylor, So., F	30	40-95	.421
1986-87	Gerald White, Sr., G	24	32-83	.386

Minimum of 1.0 3FGM per game. Note: 3-point shot instituted in 1986-87.

Free Throw Percentage

Season	Player	G	FTM-FTA	Pct.
2009-10	Frankie Sulliva, So., G	31	80-94	.851
2008-09	Tay Waller, Jr., G	36	56-70	.800
2007-08	Frank Tolbert, Sr., G	30	102-134	.761
2006-07	Frank Tolbert, Jr., G	32	83-116	.716
2005-06	Rasheem Barrett, Fr., G	28	52-69	.754
2004-05	Ian Young, Sr., G	30	83-96	.865
2003-04	Ian Young, Jr., G	28	37-44	.841
2002-03	Derrick Bird, Sr., G	34	56-69	.812
2001-02	Adam Harrington, Jr., G	28	55-79	.696
2000-01	Scott Pohlman, Sr., G	32	70-86	.814
1999-2000	Doc Robinson, Sr., G	34	63-81	.778
1998-99	Scott Pohlman, So., G	33	69-80	.863

1997-98	Bryant Smith, Jr, F	28	99-149	664
1996-97	Wes Flanigan, Sr, G	31	81-122	664
1995-96	Ray Donald, Sr, G	32	61-68	897
1994-95	Wes Flanigan, So., G	29	81-101	802
1993-94	Wesley Person, Sr, G/F	28	94-128	734
1992-93	Ronnie Battle, Sr, G	27	79-96	823
1991-92	Chris Brandt, Sr, C	27	108-147	735
1990-91	Ronnie Battle, So., G	29	76-99	768
1989-90	Reggie Gallon, Fr, G	31	99-128	773
1988-89	Keenan Carpenter, Sr, G	28	57-73	781
1987-88	Jeff Moore, Sr, C	20	86-103	835
1986-87	Jeff Moore, Jr, C	31	120-150	800
1985-86	Chuck Person, Sr, F	33	90-112	804
1984-85	Chuck Person, Jr, F	34	79-107	738
1983-84	Chuck Person, So., F	31	83-114	728
1982-83	Odell Mosteller, Sr, G	28	73-90	811
1981-82	Odell Mosteller, Jr, G	28	73-99	737
1980-81	Frank Poindexter, So., F	27	81-100	810
1979-80	Rich Valavicius, Sr, F	17	47-61	770
1978-79	Bubba Price, Jr, G	29	97-123	789
1977-78	Stan Pietkiewicz, Sr, G	27	128-146	877
1976-77	Eddie Johnson, Sr, G	26	98-124	790
1975-76	Eddie Johnson, Jr, G	26	105-142	739
1974-75	Eddie Johnson, So., G	24	102-116	879
1973-74	Eddie Johnson, Fr, G	26	105-130	807
1972-73	Mike Christian, Jr, G	26	78-114	684
1971-72	Henry Harris, Sr, G	26	94-128	734
1970-71	John Mengelt, Sr, G	26	208-256	812
1969-70	John Mengelt, Jr, G	26	180-225	800
1968-69	Wally Tinker, Sr, F	25	125-152	822
1967-68	Tom Perry, Jr, F	24	69-86	802
1966-67	Bobby Buisson, Sr, G	25	97-126	785
1965-66	Jimmy Montgomery, Sr, F	26	83-97	856
1964-65	Lee DeFore, Jr, F	23	73-92	793
1963-64	Joe Newton, Jr, C	22	61-76	803
1962-63	Larry Cart, Sr, G	22	66-89	742
1961-62	Layton Johns, Jr, C	24	119-155	768
1960-61	Jimmy Fibbe, Sr, F	22	83-96	865
1959-60	David Vaughn, Jr, F	18	68-85	800
1958-59	Henry Hart, Sr, G	22	102-138	739
1957-58	Jimmy Lee, Jr, G	22	62-85	729
1956-57	Jimmy Lee, So., G	21	66-85	776
1955-56	Jim O'Donnell, Sr, F	21	80-104	769
1954-55	Jim O'Donnell, Jr, F	20	112-147	762
1953-54	Jack Turner, Sr, G	24	82-110	745
1952-53	Jack Turner, Jr, G	21	82-117	701
1951-52	Jack Turner, So., G	22	66-89	742
1950-51	George Hill, Sr, F	22	61-76	803
1949-50	Don Lanford, Jr, G	22	78-101	772

Minimum of 2.0 FTM per game.

Assists

Season	Player	G	AST	APG
2009-10	DeWayne Reed, Sr, G	32	139	4.3
2008-09	DeWayne Reed, Jr, G	36	134	3.7
2007-08	Quantez Robertson, Jr, G	30	122	4.1
2006-07	Quantez Robertson, So., G	32	163	5.1
2005-06	Quantez Robertson, Fr, G	28	130	4.6
2004-05	Ian Young, Sr, G	30	121	4.0
2003-04	Ian Young, Jr, G	28	68	2.4
2002-03	Marquis Daniels, Sr, G	34	113	3.3
2001-02	Marquis Daniels, Jr, F	28	116	4.1
2000-01	Jamison Brewer, So., G	32	187	5.8
1999-2000	Doc Robinson, Sr, G	34	175	5.1
1998-99	Doc Robinson, Jr, G	33	166	5.0
1997-98	Doc Robinson, So., G	30	131	4.4
1996-97	Wes Flanigan, Sr, G	31	138	4.5
1995-96	Wes Flanigan, Jr, G	32	214	6.7
1994-95	Moochie Norris, Jr, G	29	143	4.9
1993-94	Wes Flanigan, Fr, G	28	137	4.9
1992-93	Reggie Gallon, Sr, G	27	121	4.5
1991-92	Champ Wrencher, Sr, G	27	121	4.5
1990-91	Reggie Gallon, So., G	29	119	4.1
1989-90	Reggie Gallon, Fr, G	31	119	3.8
1988-89	Derrick Dennison, Jr, G	28	119	4.3
1987-88	Terrance Howard, Sr, G	30	160	5.3
1986-87	Gerald White, Sr, G	24	124	5.2
1985-86	Gerald White, Jr, G	33	221	6.7
1984-85	Gerald White, So., G	34	185	5.4
1983-84	Paul Daniels, Sr, G	30	132	4.4
1982-83	Paul Daniels, Jr, G	28	134	4.8
1981-82	Paul Daniels, So., G	28	136	4.9

1980-81	Byron Henson, So., G	26	63	2.4
1979-80	Eric Stringer, Jr, G	28	103	3.7
1978-79	Bubba Price, Jr, G	29	120	4.1
1977-78	Stan Pietkiewicz, Sr, G	27	128	4.7
1976-77	Eddie Johnson, Sr, G	26	135	5.2
1975-76	Eddie Johnson, Jr, G	26	149	5.7
1974-75	Eddie Johnson, So., G	24	140	5.8
1973-74	Mike Christian, Sr, G	26	94	3.6
1972-73	Gary England, Sr, G	26	82	3.2
1971-72	Henry Harris, Sr, G	26	69	2.7
1970-71	John Mengelt, Sr, G	26	91	3.5
1969-70	Carl Shetler, Sr, G	26	67	2.6
1968-69	Wally Tinker, Sr, F	25	129	5.2
1967-68	Tom Perry, Jr, F	24	96	4.0
1966-67	Bobby Buisson, Sr, G	25	73	2.9
1965-66	Bobby Buisson, Jr, G	26	109	4.2

Note: Figures not available prior to 1965-66 season.

Blocked Shots

Season	Player	G	BK
2009-10	Bredon Knox, Sr, C	32	33
2008-09	Korvotney Barber, Sr, F	36	44
2007-08	Frank Tolbert, Sr, G	30	14
2006-07	Korvotney Barber, Jr, F	32	55
2005-06	Korvotney Barber, Fr, F	28	43
2004-05	Frank Tolbert, Fr, G	30	15
2003-04	Kyle Davis, Sr, C	28	72
2002-03	Kyle Davis, Jr, C	34	126
2001-02	Kyle Davis, So., C	24	78
2000-01	Kyle Davis, Fr, C	30	84
1999-2000	Mamadou N'diaye, Sr, C	34	66
1998-99	Mamadou N'diaye, Jr, C	33	77
1997-98	Mamadou N'diaye, So., C	30	73
1996-97	Pat Burke, Sr, C	31	33
1995-96	Pat Burke, Jr, C	32	45
1994-95	Pat Burke, So., C	29	29
1993-94	Pat Burke, Fr, C	28	26
1992-93	Mark Hutton, Jr, F	27	38
1991-92	Wesley Person, So., F	27	29
1990-91	Wesley Person, Fr, F	26	31
1989-90	Zane Arnold, Jr, C	31	21
1988-89	Matt Geiger, So., C	28	25
1987-88	Chris Morris, Sr, F	30	39
1986-87	Mike Jones, So., F	31	41
1985-86	Mike Jones, Fr, F	33	34
1984-85	Chris Morris, Fr, F	34	45
1983-84	Charles Barkley, Jr, C	28	49
1982-83	Charles Barkley, So., C	28	45
1981-82	Charles Barkley, Fr, C	28	51
1980-81	Earl Banks, Sr, C	27	20
1979-80	Benny Anthony, Sr, F	28	26
1978-79	Earl Banks, So., C	29	21

Note: Figures not available prior to 1978-79 season.

Steals

Season	Player	G	ST
2009-10	Frankie Sullivan, So., G	31	59
2008-09	DeWayne Reed, Jr, G	36	67
2007-08	Quantez Robertson, Jr, G	30	63
2006-07	Quantez Robertson, So., G	32	55
2005-06	Ronny LeMelle, Sr, G	28	40
2004-05	Nathan Watson, Sr, G	31	52
2003-04	Brandon Robinson, Jr, F	28	62
2002-03	Marquis Daniels, Sr, F	34	78
2001-02	Marquis Daniels, Jr, F	28	54
2000-01	Marquis Daniels, So., F	32	71
1999-2000	Chris Porter, Sr, F	26	52
1998-99	Chris Porter, Jr, F	30	64
1997-98	Bryant Smith, Jr, F	28	67
1996-97	Bryant Smith, So., F	31	53
1995-96	Wes Flanigan, Jr, G	32	64
1994-95	Moochie Norris, Jr, G	29	51
1993-94	Wesley Person, Sr, G/F	28	28
1992-93	Reggie Gallon, Sr, G	27	39
1991-92	Reggie Gallon, Jr, G	27	39
1990-91	Reggie Gallon, So., G	29	41
1989-90	Derrick Dennison, Sr, F	30	64
1988-89	Derrick Dennison, Jr, G	28	44
1987-88	Chris Morris, Sr, F	30	52
1986-87	Chris Morris, Jr, F	31	45
1985-86	Chris Morris, So., F	33	49
1984-85	Gerald White, So., G	34	60
1983-84	Chuck Person, So., F	31	38

Single-Game Scoring

Pts.	Player	Opponent	AU-Opp	Date	Site
60	John Mengelt	Alabama	121-78	2/14/70	H
48	John Mengelt	Vanderbilt	96-94	2/20/71	H
47	John Mengelt	Ole Miss	91-77	12/13/69	H
45	John Mengelt	N.C. State	91-85	12/5/70	H
44	Wesley Person	UAB	85-89	12/16/93	H
44	Keenan Carpenter	LSU	91-104	2/8/89	H
43	Ronnie Battle	Georgia	89-84	2/1/92	H
42	John Mengelt	Kentucky	93-105	2/3/69	A
41	John Mengelt	Kentucky	83-84	2/2/70	H
40	Chuck Person	Vanderbilt	79-65	3/1/86	A
40	Mike Mitchell	Georgia	95-71	1/10/77	A
40	John Mengelt	Georgia	79-58	1/4/71	A
40	John Mengelt	Vanderbilt	74-92	2/21/70	H
39	Chuck Person	Florida	81-78	2/6/85	A
39	Eddie Johnson	Tennessee	78-83	1/19/76	A
38	Toney Douglas*	Nicholls State	92-78	11/24/04	H
38	Marquis Daniels	Troy State	94-66	12/22/02	N
38	Mike Mitchell	LSU	95-101	2/20/78	H
38	Eddie Johnson*	Florida	77-85	2/16/74	A
38	John Mengelt	Kentucky	83-102	3/1/71	H
38	Joe Newton	Tulane	87-73	2/15/65	H
37	John Mengelt	Ole Miss	86-85	3/6/71	H
37	John Mengelt	Georgia	84-85	1/20/69	H
36	Lance Weems	Arkansas	101-76	1/6/96	H
36	Derrick Dennison	Vanderbilt	87-74	2/20/90	A
36	Chris Morris	Bradley	90-86	3/17/88	N
36	Chuck Person	Alabama	72-74	2/16/85	A
36	Chuck Person	Villanova	95-83	12/28/83	N
36	Bill Kirkpatrick	Howard	98-77	1/5/55	H
36	John Mengelt	Vanderbilt	85-107	1/23/71	A
36	John Mengelt	Florida	85-70	2/6/71	H
35	Charles Barkley	Tennessee	77-80	1/24/83	H
35	Stan Pietkiewicz	Tennessee	107-94	3/6/78	H

35	Eddie Johnson	LSU	87-78	1/25/75	A
35	John Mengelt	Ole Miss	97-103	12/12/70	A
35	Ronnie Quick	Louisiana Tech	88-77	12/6/66	H
35	Lee DeFore	Florida	86-66	2/9/66	A
35	Lee DeFore	Jacksonville State	78-50	12/7/65	H
35	Lee DeFore	Rice	91-74	12/2/65	H
34	Chris Porter	Navy	88-70	12/19/98	A
34	Wesley Person	Ole Miss	85-88 (OT)	1/19/94	A
34	Derrick Dennison	LSU	78-76	3/9/90	N
34	Mike Mitchell	Iona	82-105	12/17/77	A
34	Gary England	Kentucky	79-91	3/3/73	H
34	Lee DeFore	Florida State	80-64	12/27/65	N
33	Toney Douglas*	Virginia	87-89	12/3/04	N
33	Mack McGadney	Toledo (2ot)	90-95	11/25/00	N
33	Wesley Person	Troy State	141-116	12/11/91	H
33	Keenan Carpenter	Florida	79-90	2/15/89	A
33	Chuck Person	Delaware	95-63	12/22/84	N
33	Myles Patrick	Mississippi State	75-89	3/7/77	A
33	Eddie Johnson*	Lamar	88-78	12/22/73	N
33	Ernie Magri	Florida	103-100	2/12/72	A
33	John Mengelt	Louisiana Tech	93-87	12/1/70	H
33	John Mengelt	Vanderbilt	84-75	1/24/70	H

Pts.	Player	Opponent	AU-Opp	Date	Site
32	Tay Waller	Mississippi State	91-76	2/14/09	H
32	Frank Tolbert	Vanderbilt	71-78	2/2/08	A
32	Toney Douglas*	Florida	78-84	1/12/05	H
32	Adam Harrington	Detroit	75-72	12/9/00	N
32	Aaron Swinson	Kentucky	74-91	1/30/94	H
32	Keenan Carpenter	Ole Miss	77-80	2/18/89	A
32	Jeff Moore	Eastern Kentucky	97-82	12/15/86	A
32	Mike Jones	Illinois	103-107	12/12/87	A
32	Chuck Person	West Virginia	59-58	12/29/84	A
32	Stan Pietkiewicz	Mississippi State	85-74	1/30/78	H
32	Mike Mitchell	Southern Cal	74-85	12/29/77	N
32	Eddie Johnson	Vanderbilt	78-85	2/17/75	A
32	Eddie Johnson*	Georgia	97-84	3/2/74	H
32	John Mengelt	LSU	94-114	2/15/71	A
32	John Mengelt	Houston	76-79	12/21/70	A
32	Lee DeFore	Houston	76-89	12/30/65	N
31	Quan Prowell	Mississippi State	78-89	2/27/08	A
31	Marquis Daniels	South Carolina	67-60	1/15/03	A
31	Ronnie Battle	Tennessee	88-75	1/20/93	H
31	Aaron Swinson	Troy State	141-116	12/11/91	H
31	Ronnie Battle	LSU	84-96	1/12/91	H
31	Wesley Person	Tulane	84-71	12/28/90	N
31	Chris Morris	Illinois	103-107	12/12/87	A
31	Chuck Person	Ole Miss	75-73	2/22/86	H
31	Chuck Person	Tennessee	75-60	2/9/85	H
30	Aaron Swinson	LSU	111-83	2/12/94	H
30	Wesley Person	Tennessee	85-92	1/22/94	A
30	Wesley Person	Old Dominion	101-87	12/18/93	A
30	Wesley Person	Nicholls State	76-79	11/30/93	H
30	Wesley Person	Old Dominion	96-85	12/28/92	H
30	Gary Redding	Ole Miss	103-88	3/8/76	H

Minimum of 30 points scored per game

*Freshman season

The scorebook from John Mengelt's record-setting 60-point performance.

Single-Game Rebounding

No.	Player	Opponent	AU-Opp	Date	Site
27	Rex Frederick	SMU	65-75	12/19/57	A
25	Rex Frederick	Ole Miss	71-51	1/6/58	A
24	Rex Frederick	Howard	101-70	1/2/57	H
24	Bob Miller	Florida	67-71	2/21/53	A
23	Mike Mitchell*	Mississippi State	78-74	2/22/75	A
22	Bill Alexander	Dartmouth	85-76	12/20/69	N
22	Al Leapheart	Alabama	121-78	2/14/70	H
22	Freddie Guy	Furman	107-86	12/29/64	N
22	Rex Frederick	Alabama	69-50	2/28/59	N
22	Dan Pridgen	Mississippi State	92-85	2/24/51	H
21	Pepto Bolden	Mississippi State	60-67	2/23/74	H


No.	Player	Opponent	AU-Opp	Date	Site
21	Jim Retseck	Mississippi State	92-68	2/10/71	H
21	Freddie Guy	Kentucky	79-99	2/22/64	N
21	Rex Frederick	Tulane	63-49	2/17/58	A
20	Kelvin Ardister	Tennessee	73-84	1/4/89	H
20	Mike Mitchell	LSU	102-86	1/3/76	A
20	Pepto Bolden*	Florida	77-85	2/16/74	A
20	Jim Retseck	Alabama	83-72	1/11/71	H
20	Rex Frederick	LSU	76-58	2/15/58	A
20	Rex Frederick	St. Joseph's	66-64	12/18/56	N
20	Jim Diamond	B'ham-Southern	90-77	12/4/54	H
20	Jim Martin	Mississippi State	68-61	1/18/52	A

* Freshman season

1,000-Point Club

1. Chuck Person • Forward, 6-8, 215, Brantley, AL (Brantley)

Year	G	FG-A	PCT.	3FG-A	PCT.	FT-A	PCT.	REB	AVG.	PF-DQ	AST	TO	BLK	STL	PTS	AVG.
1982-83	28	118-218	.541	--	--	25-33	.758	128	4.6	57-1	37	37	6	13	261	9.3
1983-84	31	255-470	.543	--	--	83-114	.728	249	8.0	62-3	38	82	8	38	593	19.1
1984-85	34	334-614	.544	--	--	79-107	.738	303	8.9	78-0	69	80	18	42	747	22.0
1985-86	33	310-597	.519	--	--	90-112	.804	260	7.9	83-3	30	73	12	27	710	21.5
Totals	126	1017-1899	.536	--	--	277-366	.757	940	7.5	280-7	174	277	44	120	2311	18.3




2. Mike Mitchell • Forward, 6-8, 215, Atlanta, GA (Price)

Year	G	FG-A	PCT.	3FG-A	PCT.	FT-A	PCT.	REB	AVG.	PF-DQ	AST	TO	BLK	STL	PTS	AVG.
1974-75	25	204-426	.479	--	--	53-98	.541	286	11.4	84-4	15	--	--	--	461	18.4
1975-76	26	210-431	.487	--	--	66-96	.688	249	9.6	76-2	27	--	--	--	486	18.7
1976-77	26	229-429	.534	--	--	47-69	.681	220	8.5	75-5	35	--	--	--	505	19.4
1977-78	27	283-544	.520	--	--	105-135	.778	241	8.9	69-2	50	--	--	--	671	24.9
Totals	104	926-1830	.506	--	--	271-398	.681	996	9.6	304-13	127	--	--	--	2123	20.4




3. Wesley Person • Forward/Guard, 6-6, 200, Brantley, AL (Brantley)

Year	G	FG-A	PCT.	3FG-A	PCT.	FT-A	PCT.	REB	AVG.	PF-DQ	AST	TO	BLK	STL	PTS	AVG.
1990-91	26	153-325	.471	42-118	.356	52-68	.765	147	5.7	49-0	48	49	31	35	400	15.4
1991-92	27	208-411	.506	69-141	.489	53-73	.726	183	6.8	45-1	55	45	29	28	538	19.9
1992-93	27	194-349	.556	58-125	.464	61-79	.772	192	7.1	46-0	102	46	17	21	507	18.8
1993-94	28	217-448	.484	93-210	.443	94-128	.734	179	6.4	45-1	79	45	11	28	621	22.2
Totals	108	772-1533	.497	262-594	.441	260-348	.747	701	6.5	185-2	284	185	88	112	2066	19.1



4. Eddie Johnson • Guard, 6-2, 175, Weirsdale, FL (Lake Weir)

Year	G	FG-A	PCT.	3FG-A	PCT.	FT-A	PCT.	REB	AVG.	PF-DQ	AST	TO	BLK	STL	PTS	AVG.
1973-74	26	231-538	.429	--	--	105-130	.807	105	4.0	85-0	75	--	--	--	567	21.8
1974-75	24	200-449	.445	--	--	102-116	.879	90	3.8	69-3	140	--	--	--	502	20.9
1975-76	26	204-428	.477	--	--	105-142	.739	101	3.9	74-0	149	--	--	--	513	19.7
1976-77	26	154-362	.425	--	--	98-124	.790	67	2.6	88-5	135	--	--	--	406	15.6
Totals	102	789-1777	.444	--	--	410-512	.800	363	3.6	316-8	499	--	--	--	1988	19.5




5. John Mengelt • Guard, 6-3, 190, Elwood, IN (Wendell Wilkie)

Year	G	FG-A	PCT.	3FG-A	PCT.	FT-A	PCT.	REB	AVG.	PF-DQ	AST	TO	BLK	STL	PTS	AVG.
1968-69	25	189-360	.525	--	--	108-138	.782	106	4.2	60	60	--	--	--	486	19.4
1969-70	26	258-554	.465	--	--	180-225	.800	156	6.0	77	54	--	--	--	696	26.8
1970-71	26	265-548	.484	--	--	208-256	.812	108	4.1	92	91	--	--	--	738	28.4
Totals	77	712-1462	.487	--	--	496-619	.801	370	4.7	229	205	--	--	--	1920	24.8



6. Ronnie Battle • Guard, 6-1, 160, Pittsview, AL (Chavala)

Year	G	FG-A	PCT.	3FG-A	PCT.	FT-A	PCT.	REB	AVG.	PF-DQ	AST	TO	BLK	STL	PTS	AVG.
1989-90	31	202-416	.486	64-164	.390	59-82	.720	104	3.4	78-2	79	88	5	38	527	17.0
1990-91	29	184-438	.420	50-122	.410	76-99	.768	75	2.6	68-1	62	83	7	27	494	17.0
1991-92	27	173-352	.491	71-139	.511	32-46	.696	50	1.9	70-1	66	64	9	36	449	16.6
1992-93	27	158-350	.451	51-133	.383	79-96	.823	38	1.4	53-0	86	70	4	24	446	16.5
Totals	114	717-1556	.461	236-558	.423	246-323	.762	267	2.3	269-4	293	305	25	125	1916	16.8




7. Chris Morris • Forward, 6-8, 210, Atlanta, GA (Douglass)

Year	G	FG-A	PCT.	3FG-A	PCT.	FT-A	PCT.	REB	AVG.	PF-DQ	AST	TO	BLK	STL	PTS	AVG.
1984-85	34	155-325	.477	0-1	.000	44-71	.620	169	5.0	81-5	57	87	45	43	354	10.4
1985-86	33	128-256	.500	--	--	69-103	.670	171	5.2	75-3	62	58	60	54	325	9.8
1986-87	31	170-304	.559	9-27	.333	69-97	.711	225	7.3	104-8	80	69	30	42	418	13.5
1987-88	30	241-501	.481	33-97	.340	105-132	.795	295	9.8	83-3	82	85	44	54	620	20.7
Totals	128	694-1386	.501	42-125	.336	287-403	.712	860	6.7	343-19	281	275	179	193	1717	13.4



8. Jeff Moore • Center, 6-7, 240, Birmingham, AL (Midfield)

Year	G	FG-A	PCT.	3FG-A	PCT.	FT-A	PCT.	REB	AVG.	PF-DQ	AST	TO	BLK	STL	PTS	AVG.
1984-85	34	119-242	.492	--	--	41-68	.603	240	7.1	98-3	17	55	13	14	279	8.2
1985-86	33	139-274	.507	--	--	82-108	.759	234	7.1	69-1	29	58	60	54	360	10.9
1986-87	31	208-383	.543	2-7	.286	120-150	.800	293	9.5	84-3	25	69	30	42	538	17.4
1987-88	20	142-286	.497	2-11	.182	86-103	.835	183	9.2	53-3	20	50	9	19	372	18.6
Totals	118	608-1185	.513	4-18	.222	329-429	.767	950	8.1	304-10	91	228	59	62	1549	13.1



9. Marquis Daniels • Forward, 6-6, 200, Orlando, FL (Mt. Zion Christian Academy, NC)

Year	G	FG-A	PCT.	3FG-A	PCT.	FT-A	PCT.	REB	AVG.	PF-DQ	AST	TO	BLK	STL	PTS	AVG.
1999-2000	17	32-72	.444	3-15	.200	10-20	.500	45	2.6	16-0	8	22	2	5	77	4.5
2000-01	32	206-395	.522	11-48	.229	80-124	.624	223	7.0	107-6	50	76	23	71	503	15.7
2001-02	28	115-260	.442	22-62	.355	73-115	.635	148	5.3	75-1	116	99	6	54	325	11.6
2002-03	34	244-476	.513	30-98	.306	107-159	.673	210	6.2	68-0	113	102	8	78	625	18.4
Totals	111	597-1203	.496	66-223	.296	270-418	.646	626	5.6	266-7	287	188	39	116	1530	13.8



10. Scott Pohlman • Guard, 6-2, 170, Roswell, GA (Roswell)

Year	G	FG-A	PCT.	3FG-A	PCT.	FT-A	PCT.	REB	AVG.	PF-DQ	AST	TO	BLK	STL	PTS	AVG.
1997-98	30	108-293	.369	53-162	.327	49-59	.831	78	2.6	66-3	44	71	1	35	318	10.6
1998-99	33	129-317	.407	62-160	.387	69-80	.863	72	2.2	61-0	53	31	0	31	389	11.8
1999-2000	34	117-326	.359	49-155	.316	52-68	.765	80	2.4	61-1	53	46	5	22	335	9.9
2000-01	32	144-338	.426	42-132	.318	70-86	.814	69	2.2	45-0	55	40	2	28	400	12.5
Totals	129	498-1274	.391	206-609	.339	240-293	.819	299	2.3	233-4	205	188	8	116	1442	11.2



11. DeWayne Reed • Guard, 6-1, 175, Houston, TX (Wheatley)

Year	G-GS	FG-A	PCT.	3FG-A	PCT.	FT-A	PCT.	REB	AVG.	PF-DQ	AST	TO	BLK	STL	PTS	AVG.
2006-07	31-13	53-151	.351	27-81	.333	35-47	.745	54	1.7	59-1	93	78	6	41	168	5.4
2007-08	30-23	84-243	.346	43-145	.297	57-98	.582	74	2.5	63-1	111	95	6	59	268	8.9
2008-09	36-32	156-403	.387	65-199	.327	97-157	.618	92	2.6	80-3	134	92	15	67	474	13.2
2009-10	32-32	167-426	.392	49-150	.327	135-190	.711	83	2.6	69-3	139	102	7	43	518	16.2
Totals	129-100	460-1223	.376	184-575	.320	324-492	.659	303	2.3	271-8	477	367	34	210	1428	11.1



12. Rasheem Barrett • Guard, 6-5, 220, Atlanta, GA (Marist)

Year	G	FG-A	PCT.	3FG-A	PCT.	FT-A	PCT.	REB	AVG.	PF-DQ	AST	TO	BLK	STL	PTS	AVG.
2005-06	28	110-237	.464	39-100	.390	52-69	.754	84	3.0	66-2	43	67	2	23	311	11.1
2006-07	32	132-349	.378	46-155	.297	41-61	.672	125	3.9	57-2	73	66	6	36	351	11.0
2007-08	30	164-369	.444	46-137	.336	33-47	.702	121	4.0	58-0	66	58	4	25	407	13.6
2008-09	33	128-299	.428	26-80	.325	45-60	.750	115	3.5	56-1	47	48	2	29	327	9.9
Totals	123	534-1254	.426	157-472	.333	171-237	.722	445	3.6	237-5	229	239	14	113	1396	11.3




13. Frank Ford • Guard/Forward, 6-4, 220, Kissimmee, FL (Osceola)

Year	G	FG-A	PCT.	3FG-A	PCT.	FT-A	PCT.	REB	AVG.	PF-DQ	AST	TO	BLK	STL	PTS	AVG.
1983-84	31	97-222	.437	--	--	38-55	.691	108	3.5	45-0	75	86	1	31	232	7.5
1984-85	34	161-291	.553	--	--	70-113	.619	163	4.8	58-1	59	59	7	37	392	11.5
1985-86	33	153-281	.544	--	--	60-83	.723	146	4.4	56-1	68	39	4	39	366	11.1
1986-87	31	148-309	.479	10-35	.286	93-135	.689	187	6.0	80-3	75	62	4	39	399	12.9
Totals	129	559-1103	.507	10-35	.286	261-386	.676	604	4.7	239-5	277	246	15	146	1389	10.8



14. Aaron Swinson • Forward/Center, 6-5, 230, Brunswick, GA (Brunswick)

Year	G	FG-A	PCT.	3FG-A	PCT.	FT-A	PCT.	REB	AVG.	PF-DQ	AST	TO	BLK	STL	PTS	AVG.
1991-92	27	157-267	.588	0-1	.000	72-127	.567	203	7.5	72-0	28	75	13	30	386	14.3
1992-93	27	183-305	.600	0-1	.000	55-93	.591	207	7.7	58-1	28	64	4	21	421	15.6
1993-94	28	234-371	.631	0-2	.000	111-161	.689	226	8.1	74-1	30	59	6	14	579	20.7
Totals	82	574-943	.609	0-4	.000	238-381	.625	636	7.8	204-2	86	198	23	65	1386	16.9




15. Lee DeFore • Forward, 6-6, 210, Atlanta, GA (Sylvan)

Year	G	FG-A	PCT.	3FG-A	PCT.	FT-A	PCT.	REB	AVG.	PF-DQ	AST	TO	BLK	STL	PTS	AVG.
1963-64	23	168-351	.478	--	--	72-90	.800	176	7.7	72	--	--	--	--	408	17.7
1964-65	23	145-326	.444	--	--	73-92	.793	144	6.3	70	--	--	--	--	363	15.8
1965-66	26	241-516	.467	--	--	133-156	.853	249	9.5	73	--	--	--	--	615	23.7
Totals	72	554-1193	.464	--	--	278-338	.822	569	7.8	215	--	--	--	--	1386	19.0




16. Gary Redding • Forward, 6-6, 185, Atlanta, GA (Price)

Year	G	FG-A	PCT.	3FG-A	PCT.	FT-A	PCT.	REB	AVG.	PF-DQ	AST	TO	BLK	STL	PTS	AVG.
1972-73	26	120-278	.432	--	--	58-90	.644	214	8.2	60	39	--	--	--	298	11.5
1973-74	26	117-297	.393	--	--	79-98	.806	246	9.4	56	30	--	--	--	313	12.0
1974-75	26	159-309	.515	--	--	63-80	.788	263	10.1	72	40	--	--	--	381	14.7
1975-76	26	139-265	.525	--	--	64-87	.736	213	8.2	64	29	--	--	--	342	13.2
Totals	104	535-1149	.466	--	--	264-355	.744	936	9.0	252	138	--	--	--	1334	12.8

**17. Doc Robinson • Guard, 6-2, 180, Selma, AL (Selma)**

Year	G	FG-A	PCT.	3FG-A	PCT.	FT-A	PCT.	REB	AVG.	PF-DQ	AST	TO	BLK	STL	PTS	AVG.
1996-97	31	70-189	.370	16-56	.286	35-46	.761	89	2.9	48-0	96	54	1	31	191	6.2
1997-98	30	140-358	.391	43-127	.339	49-64	.766	110	3.7	55-2	131	93	6	35	372	12.4
1998-99	33	137-303	.452	37-109	.339	67-86	.779	87	2.6	58-0	166	68	3	47	378	11.5
1999-2000	34	139-345	.403	50-142	.352	63-81	.778	103	3.0	48-0	175	66	4	40	391	11.5
Totals	128	486-1195	.407	146-434	.336	214-277	.773	389	3.0	209-2	568	281	14	153	1332	10.4

**18. Stan Pietkiewicz • Guard, 6-5, 200, Winter Park, FL (Winter Park)**


Year	G	FG-A	PCT.	3FG-A	PCT.	FT-A	PCT.	REB	AVG.	PF-DQ	AST	TO	BLK	STL	PTS	AVG.
1974-75	25	100-233	.429	--	--	41-52	.788	71	2.8	55-0	52	--	--	--	241	9.6
1975-76	25	112-243	.461	--	--	28-40	.700	67	2.7	56-1	86	--	--	--	252	10.1
1976-77	23	106-219	.484	--	--	44-51	.863	61	2.7	41-0	90	--	--	--	256	11.1
1977-78	27	194-380	.511	--	--	128-146	.877	96	3.6	64-2	128	--	--	--	516	19.1
Totals	100	512-1075	.476	--	--	241-289	.834	295	3.0	216-3	356	--	--	--	1265	12.7

**19. Frank Tolbert • Guard, 6-6, 210, River Falls, AL (Red Level)**


Year	G	FG-A	PCT.	3FG-A	PCT.	FT-A	PCT.	REB	AVG.	PF-DQ	AST	TO	BLK	STL	PTS	AVG.
2004-05	30	73-172	.424	18-55	.327	44-68	.647	90	3.0	110-8	29	60	15	22	208	6.9
2005-06	28	90-209	.431	27-75	.360	48-83	.578	99	3.5	90-7	35	73	23	37	255	9.1
2006-07	32	128-268	.478	38-101	.376	83-116	.716	155	4.8	118-8	49	73	20	42	377	11.8
2007-08	30	134-312	.429	32-102	.314	102-134	.761	155	5.2	109-5	67	76	14	46	402	13.4
Totals	120	425-961	.442	115-333	.345	277-401	.691	499	4.2	427-28	180	282	72	147	1242	10.4

**20. Darrell Lockhart • Forward/Center, 6-9, 235, Thomaston, GA (Robert E. Lee)**

Year	G	FG-A	PCT.	3FG-A	PCT.	FT-A	PCT.	REB	AVG.	PF-DQ	AST	TO	BLK	STL	PTS	AVG.
1979-80	28	99-211	.469	--	--	48-68	.706	151	5.4	69-2	38	--	8	16	246	8.8
1980-81	27	134-244	.549	--	--	34-47	.723	173	6.4	91-4	46	51	9	10	302	11.2
1981-82	28	142-256	.555	--	--	40-51	.784	160	5.7	89-5	25	64	21	22	324	11.6
1982-83	28	162-297	.545	--	--	40-53	.755	153	5.5	83-5	29	64	16	12	364	13.0
Totals	111	537-1008	.533	--	--	162-219	.740	637	5.7	332-16	138	179	54	60	1236	11.1

**21. Wes Flanigan • Guard, 6-1, 180, Little Rock, AR (Parkview)**

Year	G	FG-A	PCT.	3FG-A	PCT.	FT-A	PCT.	REB	AVG.	PF-DQ	AST	TO	BLK	STL	PTS	AVG.
1993-94	28	61-130	.469	1-13	.077	58-94	.617	47	1.7	72-5	137	22	1	9	181	6.5
1994-95	29	81-186	.435	15-57	.263	81-101	.802	68	2.3	56-0	84	58	3	24	258	8.9
1995-96	32	142-338	.420	26-97	.268	118-168	.702	100	3.1	73-2	214	41	2	18	428	13.4
1996-97	31	117-278	.421	26-97	.268	81-122	.664	76	2.5	65-3	138	93	2	39	341	11.0
Totals	120	401-952	.421	68-264	.258	338-485	.697	291	2.4	266-10	573	214	8	90	1208	10.1

**22. Charles Barkley • Center, 6-6, 265, Leeds, AL (Leeds)**


Year	G	FG-A	PCT.	3FG-A	PCT.	FT-A	PCT.	REB	AVG.	PF-DQ	AST	TO	BLK	STL	PTS	AVG.
1981-82	28	144-242	.595	--	--	68-107	.636	275	9.8	99-4	30	45	51	13	356	12.7
1982-83	28	161-250	.644	--	--	82-130	.631	266	9.5	102-9	49	80	45	32	404	14.4
1983-84	28	162-254	.638	--	--	99-145	.683	265	9.5	89-4	58	80	49	31	423	15.1
Totals	84	467-746	.626	--	--	249-382	.652	806	9.6	290-17	137	205	145	76	1183	14.1

**23. Korvotney Barber • Forward, 6-7, 225, Manchester, GA (Manchester)**

Year	G	FG-A	PCT.	3FG-A	PCT.	FT-A	PCT.	REB	AVG.	PF-DQ	AST	TO	BLK	STL	PTS	AVG.
2005-06	28	81-141	.574	0-0	.000	28-70	.400	134	4.8	80-3	12	51	43	17	190	6.8
2006-07	32	148-244	.607	0-0	.000	64-146	.438	212	6.6	92-3	35	71	55	15	360	11.3
2007-08	10	59-82	.720	0-0	.000	20-47	.426	69	6.9	26-0	8	21	13	8	138	13.8
2008-09	36	188-345	.545	0-0	.000	86-182	.473	347	9.6	104-0	34	82	44	24	462	12.8
Totals	106	476-812	.586	0-0	.000	198-445	.445	762	7.2	302-6	89	225	155	64	1150	10.8


**24. Lance Weems • Guard, 6-3, 195, Ashland, AL (Clay County)**

Year	G	FG-A	PCT.	3FG-A	PCT.	FT-A	PCT.	REB	AVG.	PF-DQ	AST	TO	BLK	STL	PTS	AVG.
1992-93	26	16-45	.356	9-26	.346	3-4	.750	25	1.0	27-0	26	23	0	8	44	1.7
1993-94	24	82-208	.394	45-126	.357	40-46	.870	60	2.5	52-1	67	20	0	8	249	10.4
1994-95	29	127-292	.435	78-195	.400	50-64	.781	97	3.3	67-1	70	77	1	32	382	13.2
1995-96	32	149-370	.403	108-279	.387	24-34	.706	116	3.6	70-0	55	19	0	11	430	13.4
Totals	111	374-915	.409	240-626	.383	117-148	.791	298	2.7	216-2	218	139	1	59	1105	10.0



25. Bryant Smith • Forward, 6-5, 195, Huntsville, AL (Butler)

Year	G	FG-A	PCT.	3FG-A	PCT.	FT-A	PCT.	REB	AVG.	PF-DQ	AST	TO	BLK	STL	PTS	AVG.
1995-96	29	34-79	.430	19-40	.475	16-28	.571	58	2.0	24-1	12	3	2	6	103	3.6
1996-97	31	83-206	.403	37-126	.294	47-69	.681	131	4.2	56-2	33	44	1	53	250	8.1
1997-98	28	130-257	.506	12-57	.211	99-149	.664	185	6.6	58-0	64	51	10	67	371	13.3
1998-99	33	134-295	.454	19-70	.271	76-125	.608	203	6.2	57-0	43	49	2	53	363	11.0
Totals	121	381-837	.455	87-293	.297	238-371	.642	577	4.8	195-3	152	147	15	179	1087	9.0



26. Bubba Price • Guard, 6-3, 175, Birmingham, AL (Carver)

Year	G	FG-A	PCT.	3FG-A	PCT.	FT-A	PCT.	REB	AVG.	PF-DQ	AST	TO	BLK	STL	PTS	AVG.
1976-77	25	50-113	.442	--	--	20-35	.571	32	1.3	46-2	23	--	--	--	120	4.8
1977-78	26	81-181	.448	--	--	29-49	.592	57	2.2	83-5	109	--	--	--	191	7.3
1978-79	29	181-390	.464	--	--	97-123	.789	99	3.4	93-5	120	--	--	--	459	15.8
1979-80	28	123-267	.461	--	--	59-83	.711	72	2.6	64-3	72	--	--	--	305	10.9
Totals	108	435-951	.457	--	--	205-290	.707	260	2.4	286-15	324	--	--	--	1075	10.0




27. Derrick Dennison • Forward/Guard, 6-3, 190, Atlanta, GA (Douglass)

Year	G	FG-A	PCT.	3FG-A	PCT.	FT-A	PCT.	REB	AVG.	PF-DQ	AST	TO	BLK	STL	PTS	AVG.
1986-87	18	17-28	.607	6-10	.600	4-4	1.000	10	0.6	11-0	11	14	3	1	44	2.4
1987-88	30	78-158	.494	16-45	.356	25-35	.714	78	2.6	62-1	35	47	10	25	197	6.6
1988-89	28	138-313	.441	26-84	.310	47-66	.712	117	4.2	82-3	119	108	15	44	349	12.5
1989-90	30	182-392	.464	27-79	.342	89-117	.761	131	4.4	94-2	73	107	11	54	480	16.0
Totals	106	415-891	.466	75-218	.344	165-222	.743	336	3.2	249-6	238	276	39	124	1070	10.1



28. Pat Burke • Center, 6-11, 250, Cape Coral, FL (Mariner)

Year	G	FG-A	PCT.	3FG-A	PCT.	FT-A	PCT.	REB	AVG.	PF-DQ	AST	TO	BLK	STL	PTS	AVG.
1993-94	28	48-100	.480	0-1	.000	16-32	.500	82	2.9	55-4	14	18	8	2	112	4.0
1994-95	29	107-201	.532	3-9	.333	43-67	.642	139	4.8	53-0	29	53	29	27	260	9.0
1995-96	32	138-287	.481	13-54	.241	63-97	.649	278	8.7	86-3	28	39	11	8	352	11.0
1996-97	31	128-270	.474	4-26	.154	80-124	.645	216	7.0	76-1	88	88	33	28	340	11.0
Totals	120	421-858	.491	20-90	.222	202-320	.631	715	6.0	270-8	159	198	81	65	1064	8.9




29. Marco Killingsworth • Forward, 6-7, 235, Montgomery, AL (Central Park Christian Academy)

Year	G	FG-A	PCT.	3FG-A	PCT.	FT-A	PCT.	REB	AVG.	PF-DQ	AST	TO	BLK	STL	PTS	AVG.
2001-02	28	90-170	.529	1-5	.299	38-73	.521	117	4.2	81-4	24	49	11	8	219	7.8
2002-03	34	170-309	.550	13-36	.361	98-143	.685	219	6.4	97-4	33	98	10	18	451	13.3
2003-04	27	145-247	.587	4-10	.400	77-120	.642	187	6.9	74-1	28	68	16	21	371	13.7
Totals	89	405-726	.558	18-48	.375	213-336	.634	523	5.9	252-9	85	215	37	47	1041	11.7



30. Franklin Williams • Forward, 6-6, 215, Headland, AL (Headland)

Year	G	FG-A	PCT.	3FG-A	PCT.	FT-A	PCT.	REB	AVG.	PF-DQ	AST	TO	BLK	STL	PTS	AVG.
1994-95	29	75-142	.528	9-27	.333	66-89	.742	127	4.4	86-4	33	62	4	16	225	7.8
1995-96	32	115-17	.530	32-68	.471	71-106	.670	154	4.8	70-1	35	29	0	6	333	10.4
1996-97	31	80-179	.447	33-86	.384	53-77	.688	131	4.2	61-1	25	57	3	21	246	7.9
1997-98	30	73-182	.401	31-91	.341	46-74	.622	113	3.8	71-2	35	71	6	21	223	7.4
Totals	122	343-720	.476	105-272	.386	236-346	.682	525	4.3	288-8	128	219	13	64	1027	8.4



31. Bill Alexander • Center, 6-6, 215, Cherokee, AL (Cherokee Vocational)

Year	G	FG-A	PCT.	3FG-A	PCT.	FT-A	PCT.	REB	AVG.	PF-DQ	AST	TO	BLK	STL	PTS	AVG.
1967-68	25	125-257	.486	--	--	85-143	.594	186	7.4	84	26	--	--	--	335	13.4
1968-69	25	126-238	.529	--	--	85-132	.644	184	7.4	91	22	--	--	--	337	13.4
1969-70	26	141-271	.520	--	--	72-134	.537	316	12.1	78	19	--	--	--	354	13.6
Totals	76	392-766	.511	--	--	242-409	.591	686	8.9	253	67	--	--	--	1026	13.4



32. Earl Banks • Forward, 6-7, 220, Birmingham, AL (Holy Family)

Year	G	FG-A	PCT.	3FG-A	PCT.	FT-A	PCT.	REB	AVG.	PF-DQ	AST	TO	BLK	STL	PTS	AVG.
1977-78	27	64-138	.464	--	--	36-54	.667	173	6.4	98-11	4	--	--	--	164	6.1
1978-79	29	141-284	.496	--	--	35-56	.625	205	7.1	105-7	11	--	--	--	317	10.9
1979-80	28	86-173	.497	--	--	31-55	.564	164	5.9	90-3	13	--	--	--	203	7.3
1980-81	27	140-248	.565	--	--	40-69	.580	188	7.0	95-4	17	--	--	--	320	11.9
Totals	111	431-843	.511	--	--	142-234	.607	730	6.6	388-25	45	--	--	--	1004	9.0






Statistical Trends

	G	FG-FGA	PCT.	FT-FTA	PCT.	REB-AVG.	PF-FO	A	TO	PTS	AVG.
1949-50											
Auburn	23	533-1536	.346	371-547	.677		409-na			1437	62.4
Opponents	23	475-1605	.296	311-513	.606		438-na			1261	54.8
1950-51											
Auburn	21	539-1746	.309	353-525	.672	927-42.1				1431	65.0
Opponents	21	558-na		343-547	.626					1460	66.3
1951-52											
Auburn	25	616-1992	.309	372-587	.634	1212-48.5				1604	64.1
Opponents	25	553-na		388-624	.622					1491	59.6
1952-53											
Auburn	21	532-1571	.345	420-667	.629	1042-49.6	490-na			1484	70.7
Opponents	21	440-na		466-759	.614		437-na			1361	64.9
1953-54											
Auburn	24	622-1785	.348	532-787	.675	1045-43.0	596-na			1776	72.0
Opponents	24									1644	68.5
1954-55											
Auburn	20	561-1371	.396	455-660	.689	829-41.5	368-na			1577	78.9
Opponents	20									1552	77.6
1955-56											
Auburn	21	586-1447	.405	469-681	.689	989-47.1	426-na			1641	78.1
Opponents	21	566-na		464-698	.663		407-na			1596	76.0
1956-57											
Auburn	21	590-1386	.426	479-648	.739	1028-49.0	400-na			1659	79.0
Opponents	21									1506	71.7
1957-58											
Auburn	22	605-1478	.409	376-535	.703	1161-52.8	379-na			1586	72.1
Opponents	22	551-1614	.341	331-508	.653	991-45.0	398-na			1433	65.1
1958-59											
Auburn	22	593-1216	.487	514/707	.727	1004-45.6	385-na			1700	77.3
Opponents	22	494-1429	.346	330/492	.668	828-37.2	404-na			1318	59.9
1959-60											
Auburn	22	532-1022	.521	424-549	.772	802-36.5	307-na			1488	67.6
Opponents	22	490-1230	.397	298-423	.704	678-30.8	399-na			1278	58.1
1960-61											
Auburn	22	500-1018	.491	407-544	.748	791-33.0	334-na			1407	62.1
Opponents	22	483-1217	.397	312-441	.707	734-30.6	387-na			1278	58.1
1961-62											
Auburn	24	542-1190	.456	415-573	.724	954-39.8	350-na			1499	62.5
Opponents	24	487-1354	.353	280-410	.683	749-31.2	436-na			1254	52.3
1962-63											
Auburn	22	601-1191	.504	356-501	.710	911-41.4	369-na			1558	70.8
Opponents	22									1312	59.6
1963-64											
Auburn	23	629-1348	.467	384-558	.688	1028-44.7	466-26			1642	71.3
Opponents	23	593-1431	.414	417-614	.687	899-39.1	445-20			1603	69.7
1964-65											
Auburn	25	699-1488	.469	479-645	.743	1111-44.4	553-na			1877	75.1
Opponents	25	599-1441	.415	489-719	.621	916-36.6	481-na			1685	67.4
1965-66											
Auburn	26	749-1606	.465	476-601	.792	1085-41.7	545-na	325		1974	75.9
Opponents	26	695-1618	.428	494-701	.704	1027-39.5	465-na	224		1884	72.4
1966-67											
Auburn	25	651-1322	.492	478-657	.727	1001-40.0	493-na	304		1780	71.2
Opponents	25	598-1446	.413	468-655	.711	884-35.4	491-na	178		1664	66.5
1967-68											
Auburn	26	649-1370	.473	454-661	.686	983-37.8	497-na	404		1752	67.3
Opponents	26	653-1491	.437	453-610	.742	940-36.1	516-na	282		1759	67.7
1968-69											
Auburn	25	734-1461	.502	470-648	.725	989-39.5	421-na	428		1938	77.4
Opponents	25	730-1629	.448	382-517	.738	950-38.0	504-na	331		1842	73.6
1969-70											
Auburn	26	756/1703	.444	499/703	.711	1209/46.5	441/na	259		2011	77.3
Opponents	26	771/1782	.432	393/552	.711	1112/42.7	557/na	265		1935	74.4

	G	FG-FGA	PCT.	3FG-A	PCT.	FT-FTA	PCT.	REB-AVG.	PF-FO	A	TO	BLK	STL	PTS	AVG.
1970-71															
Auburn	26	817-1766	.462			502-673	.745	1207-46.4	532-na	275				2136	82.1
Opponents	26	837-1842	.454			555-766	.724	1129-43.8	522-na	284				2229	85.7
1971-72															
Auburn	26	772-1633	.473			485-672	.722	1114-42.8	532-na	282				2029	78.0
Opponents	26	789-1752	.450			523-720	.726	1092-42.1	495-na	328				2101	80.8
1972-73															
Auburn	26	741-1707	.434			370-569	.650	1157-44.5	518-26	314				1852	71.2
Opponents	26	866-1888	.459			327-483	.677	1186-45.6	564-21	404				2059	79.2
1973-74															
Auburn	26	824-1951	.422			395-559	.706	1269-48.7	581-29	290				2043	78.5
Opponents	26	869-1907	.456			446-609	.732	1159-44.5	549-17	346				2184	84.0
1974-75															
Auburn	26	870-1916	.454			385-532	.724	1292-49.7	557-20	319				2125	81.7
Opponents	26	829-1946	.426			377-551	.684	1109-42.7	529-21	340				2035	78.3
1975-76															
Auburn	26	862-1774	.486			391-558	.701	1156-44.5	543-18	349				2115	81.3
Opponents	26	819-1806	.453			373-514	.726	976-37.5	445-25	377				2011	77.3
1976-77															
Auburn	26	862-1792	.481			368-509	.723	1152-44.3	517-17	357				2092	80.5
Opponents	26	827-1780	.465			299-459	.651	949-36.5	506-18	448				1953	75.1
1977-78															
Auburn	27	887-1818	.488			441-582	.758	1113-41.2	608-33	402				2215	82.0
Opponents	27	889-1855	.479			442-638	.693	1024-37.9	555-17	437				2220	82.2
1978-79															
Auburn	29	842-1734	.486			377-530	.711	1014-35.0	588-27	381				2061	71.1
Opponents	29	838-1711	.490			425-599	.710	980-33.8	540-26	411				2101	72.4
1979-80															
Auburn	28	746-1570	.475			362-532	.680	940-33.6	605-17	375		44	142	1854	66.2
Opponents	28	716-1513	.473			446-645	.691	933-33.3	497-12	367				1878	67.1
1980-81															
Auburn	27	727-1505	.483			317-481	.659	912-33.8	592-19	338	392	47	145	1771	65.6
Opponents	27	650-1400	.464			473-660	.717	871-32.3	519-17	311				1773	65.7
1981-82															
Auburn	28	789-1553	.508			356-500	.712	937-33.5	589-24	413	425	100	151	1934	69.1
Opponents	28	712-1493	.477			436-630	.692	824-29.4	498-13	335	345	46	155	1860	66.4
1982-83															
Auburn	28	818-1641	.498			349-510	.684	1024-36.6	563-24	444	502	88	158	1985	70.9
Opponents	28	764-1630	.469			421-619	.680	917-32.8	520-20	368	408	82	213	1949	69.6
1983-84															
Auburn	31	908-1752	.518			442-649	.681	1145-36.9	531-15	481	532	85	216	2258	72.8
Opponents	31	847-1818	.481			357-512	.697	882-28.5	602-24	462	436	66	233	2105	67.9
1984-85															
Auburn	34	1016-20400	.498			358-556	.644	1301-38.3	554-13	464	479	118	224	2390	70.3
Opponents	34	938-2003	.468			342-530	.645	1061-31.2	580-15	361	408	54	217	2218	65.2
1985-86															
Auburn	33	977-1934	.505			425-567	.750	1156-35.0	489-8	526	439	94	191	2379	72.1
Opponents	33	953-2005	.475			288-411	.701	1021-30.9	529-8	466	396	45	198	2194	66.5
1986-87															
3-point line is 19'-9" this year through 2007-08; moved to 20'-9" in 2008-09															
Auburn	31	955-1927	.496	107-284	.475	460-632	.728	1228-39.6	553-18	501	398	114	210	2477	79.9
Opponents	31	883-1919	.460	168-431	.382	390-546	.714	992-32.0	531-12	378	438	79	227	2324	75.0
1987-88															
Auburn	30	884-1863	.475	148-416	.356	406-527	.770	1203-40.1	479-12	518	478	83	208	2322	77.4
Opponents	30	843-1877	.449	166-435	.382	308-481	.640	977-32.6	527-10	399	389	58	264	2160	72.0
1988-89															
Auburn	28	813-1749	.465	130-375	.347	370-564	.656	1138-40.6	554-21	452	513	83	203	2126	75.9
Opponents	28	838-1791	.468	138-352	.392	412-593	.695	1008-36.0	536-10	428	400	95	275	2226	79.5
1989-90															
Auburn	31	865-1863	.464	139-383	.363	541-776	.697	1171-37.8	675-23	430	525	74	258	2410	77.7
Opponents	31	900-1889	.476	150-402	.373	525-782	.671	1148-37.0	670-12	455	496	152	274	2475	79.8
1990-91															
Auburn	29	799-1791	.446	174-462	.377	412-626	.658	1083-37.3	635-23	425	516	90	212	2184	75.3
Opponents	29	811-1726	.470	116-336	.345	564-812	.695	1085-37.4	578-15	401	470	133	267	2302	79.4
1991-92															
Auburn	27	877-1715	.511	182-403	.452	401-612	.655	978-36.2	545-13	463	438	82	189	2337	86.6
Opponents	27	849-1744	.487	135-407	.332	468-675	.693	985-36.5	510-8	432	426	99	202	2301	85.2

	G	FG-FGA	PCT.	3FG-A	PCT.	FT-FTA	PCT.	REB-AVG.	PF-FO	A	TO	BLK	STL	PTS	AVG.
1992-93															
Auburn	27	815-1627	.501	161-413	.390	380-540	.704	969-35.9	478-12	423	433	75	166	2171	80.4
Opponents	27	784-1696	.462	136-399	.341	353-508	.695	922-34.1	518-14	374	398	70	180	2057	76.2
1993-94															
Auburn	28	854-1689	.506	182-479	.380	398-610	.652	1069-38.2	544-23	457	489	69	129	2288	81.7
Opponents	28	843-1830	.461	161-446	.361	419-611	.686	964-34.4	548-13	394	376	75	162	2266	80.9
1994-95															
Auburn	29	784-1662	.472	222-606	.366	440-615	.715	1049-35.2	513-14	493	495	70	216	2230	76.9
Opponents	29	794-1808	.439	214-622	.344	322-530	.608	1046-36.1	543-19	454	454	94	230	2124	73.2
1995-96															
Auburn	32	814-1868	.436	287-806	.356	463-686	.675	1188-37.1	536-10	482	551	88	251	2378	74.3
Opponents	32	853-1958	.436	195-581	.336	382-560	.682	1166-36.4	614-20	503	503	105	256	2283	71.3
1996-97															
Auburn	31	730-1759	.415	212-703	.302	384-596	.644	1150-37.1	569-13	387	506	103	245	2056	66.3
Opponents	31	718-1742	.412	159-470	.338	422-611	.691	1093-35.3	562-19	352	504	80	215	2017	65.1
1997-98															
Auburn	30	743-1766	.421	197-608	.324	385-596	.646	1183-39.4	560-20	372	492	152	215	2068	68.9
Opponents	30	698-1735	.402	201-579	.347	422-605	.698	1054-35.1	569-5	381	465	94	214	2019	67.3
1998-99															
Auburn	33	974-2245	.434	234-672	.348	498-766	.650	1452-44.0	628-10	461	425	112	327	2680	81.2
Opponents	33	714-1803	.396	188-577	.326	417-667	.625	1150-34.8	672-26	370	657	98	180	2033	61.6
1999-2000															
Auburn	34	874-2118	.413	227-695	.327	448-684	.655	1335-39.3	582-16	438	452	110	247	2423	71.3
Opponents	34	785-1915	.410	210-662	.317	408-596	.685	1205-35.4	648-13	390	556	113	189	2188	64.4
2000-01															
Auburn	32	917-2043	.449	198-642	.308	445-684	.651	1243-38.8	629-26	495	450	155	265	2477	77.4
Opponents	32	816-1930	.423	218-660	.330	488-714	.683	1217-38.0	646-17	489	526	99	219	2338	73.1
2001-02															
Auburn	28	659-1575	.418	163-517	.315	354-597	.593	1011-36.1	571-10	371	503	152	229	1835	65.5
Opponents	28	653-1624	.402	151-500	.302	408-599	.681	1055-37.7	542-10	349	473	74	239	1865	66.6
2002-03															
Auburn	34	879-1890	.465	198-573	.346	452-685	.660	1200-35.3	561-9	461	540	178	269	2408	70.8
Opponents	34	809-1939	.417	230-702	.328	387-571	.678	1131-33.3	661-17	422	539	101	269	2235	65.7
2003-04															
Auburn	28	700-1598	.438	185-543	.341	375-566	.663	1040-37.1	472-3	427	446	134	244	1960	70.0
Opponents	28	663-1529	.434	195-534	.365	315-474	.665	911-32.5	555-12	363	459	78	228	1836	65.6
2004-05															
Auburn	31	757-1794	.422	259-755	.343	418-576	.726	1027-33.1	624-26	402	449	60	228	2191	70.7
Opponents	31	837-1788	.468	227-636	.357	431-653	.660	1166-37.6	520-10	456	469	117	235	2332	75.2
2005-06															
Auburn	28	654-1509	.433	194-545	.356	334-529	.631	924-33.0	552-16	378	446	118	226	1836	65.6
Opponents	28	654-1480	.442	193-553	.349	395-585	.675	959-34.2	484-15	378	450	108	210	1896	67.7
2006-07															
Auburn	32	851-1876	.454	235-701	.335	403-639	.631	1164-36.4	613-26	532	526	130	270	2340	73.1
Opponents	32	827-1853	.446	253-678	.373	400-624	.641	1140-35.6	574-0	459	513	106	252	2307	72.1
2007-08															
Auburn	30	777-1698	.458	229-674	.340	358-535	.669	971-32.4	492-15	453	408	74	259	2141	71.4
Opponents	30	804-1672	.481	257-685	.375	318-469	.678	1004-33.5	502-10	452	453	109	174	2183	72.8
2008-09															
Auburn	36	928-2116	.439	278-832	.334	486-802	.606	1323-36.8	674-8	507	470	123	327	2620	72.8
Opponents	36	811-1992	.407	260-788	.330	472-721	.655	1326-36.8	661-13	415	586	102	236	2354	65.4
2009-10															
Auburn	32	850-1913	.444	271-819	.331	451-689	.655	1121-35.0	635-22	419	437	90	252	2422	75.7
Opponents	32	830-1818	.457	223-630	.354	490-687	.713	1137-35.5	586-?	428	484	118	212	2373	74.2



The 1993-94 Tigers were ranked No. 1 in the nation in field goal pct. (.506) and were led by Aaron Swinson's 63.1 percent shooting from the field, which ranked fifth in the NCAA.



The 1960 SEC Champion Tigers led the nation in two categories: field goal pct. (.521) and free throw pct. (.772). Henry Hart (pictured here) and Jimmy Fibbe both shot 53.7 percent from the field.

Single-Season Team Leaders

Wins		
1.	29	1998-99
2.	24	2008-09
24		1999-2000
4.	22	2002-03
22		1985-86
22		1984-85
7.	20	1983-84
20		1958-59
20		1927-28
10.	19	1995-96
19		1987-88
19		1959-60
13.	18	2000-01, 1986-87
18		1974-75, 1962-63, 1961-62
Winning Percentage		
1.	.909 (20-2)	1958-59
	.909 (20-2)	1927-28
3.	.878 (29-4)	1998-99
4.	.864 (19-3)	1959-60
5.	.818 (18-4)	1962-63
6.	.750 (18-6)	1961-62
7.	.727 (16-6)	1957-58
	.727 (16-6)	1938-39
9.	.722 (13-5)	1941-42
	.722 (13-5)	1936-37
11.	.708 (17-7)	1953-54
	.708 (17-7)	1949-50
13.	.706 (24-10)	1999-2000
Games Played		
1.	36	2008-09
2.	34	2002-03
34		1999-2000
34		1984-85
5.	33	1998-99
33		1985-86
7.	32	2009-10
32		2006-07
32		2000-01
32		1995-96
Field Goals Made		
1.	1016	1984-85
2.	977	1985-86
3.	974	1998-99
4.	955	1986-87
5.	928	2008-09
6.	917	2000-01
7.	908	1983-84
8.	887	1977-78
9.	884	1987-88
10.	879	2002-03
Field Goals Attempted		
1.	2245	1998-99
2.	2118	1999-2000
3.	2116	2008-09
4.	2043	2000-01
5.	2040	1984-85
6.	1992	1951-52
7.	1951	1973-74
8.	1934	1985-86
9.	1927	1986-87
10.	1916	1974-75
Field Goal Percentage		
1.	.521 (ranked #1 in NCAA Div. I)	1959-60

2.	.518	1983-84
3.	.511	1991-92
4.	.508	1981-82
5.	.506 (ranked #1 in NCAA Div. I)	1993-94
6.	.505	1985-86
7.	.504	1962-63
8.	.502	1968-69
9.	.501	1992-93
10.	.498	1984-85
.498		1982-83
3-Point Field Goals Made		
1.	287	1995-96
2.	278	2008-09
3.	271	2009-10
4.	259	2004-05
5.	235	2006-07
6.	234	1998-99
7.	229	2007-08
8.	227	1999-2000
9.	222	1994-95
10.	212	1996-97
Season records kept since 1986-87.		
3-Point Field Goals Attempted		
1.	832	2008-09
2.	819	2009-10
3.	806	1995-96
4.	755	2004-05
5.	703	1996-97
6.	701	2006-07
7.	695	1999-2000
8.	674	2007-08
9.	672	1998-99
10.	642	2000-01
Season records kept since 1986-87.		
3-Point Field Goal Percentage		
1.	.452	1991-92
2.	.390	1992-93
3.	.380	1993-94
4.	.377	1990-91
	.377	1986-87
6.	.366	1994-95
7.	.363	1989-90
8.	.356	1987-88
	.356	2005-06
10.	.348	1998-99
Season records kept since 1986-87.		
Free Throws Made		
1.	541	1989-90
2.	532	1953-54
3.	514	1958-59
4.	502	1970-71
5.	499	1969-70
6.	498	1998-99
8.	486	2008-09
9.	485	1971-72
10.	479	1964-65
479		1956-57
Free Throws Attempted		
1.	802	2008-09
2.	787	1953-54
3.	776	1989-90
4.	707	1958-59
5.	703	1969-70
6.	689	2009-10

7.	686	1995-96
8.	685	2002-03
9.	684	2000-01
684		1999-2000
Free Throw Percentage		
1.	.792 (ranked #1 in NCAA Div. I)	1965-66
2.	.772	1959-60
3.	.770	1987-88
4.	.758	1977-78
5.	.750	1985-86
6.	.748	1960-61
7.	.745	1970-71
8.	.743	1964-65
9.	.739	1956-57
10.	.728	1986-87
Rebounds		
1.	1452	1998-99
2.	1335	1999-2000
3.	1323	2008-09
4.	1301	1984-85
5.	1292	1974-75
6.	1269	1973-74
7.	1243	2000-01
8.	1228	1986-87
9.	1212	1951-52
10.	1209	1969-70
Rebound Average		
1.	52.8	1957-58
2.	49.7	1974-75
3.	49.6	1952-53
4.	49.0	1956-57
5.	48.7	1973-74
6.	48.5	1951-52
7.	47.1	1955-56
8.	46.5	1969-70
9.	46.4	1970-71
10.	45.6	1958-59
Rebound Margin		
1.	+9.2	1998-99
2.	+8.6	1961-62
3.	+8.4	1983-84
	+8.4	1958-59
5.	+7.8	1976-77
	+7.8	1964-65
7.	+7.6	1986-87
8.	+7.5	1987-88
9.	+7.1	1984-85
10.	+7.0	1974-75, 1975-76
Personal Fouls		
1.	675	1989-90
2.	674	2008-09
3.	635	1990-91, 2009-10
5.	629	2000-01
6.	628	1998-99
7.	624	2004-05
8.	613	2006-07
9.	608	1977-78
10.	605	1979-80

Fouled Out	
1.	33.....1977-78
2.	29.....1973-74
3.	27.....1978-79
4.	26.....2006-07
	26.....2004-05
	26.....2000-01
	26.....1972-73
7.	24.....1982-83
	24.....1981-82
9.	23.....1993-94
	23.....1989-90, 1990-91

Assists	
1.	532.....2006-07
2.	526.....1985-86
3.	518.....1987-88
4.	507.....2008-09
5.	501.....1986-87
6.	495.....2000-01
7.	493.....1994-95
8.	482.....1995-96
9.	481.....1983-84
10.	464.....1984-85

Season records kept only since 1965-66.

Blocked Shots	
1.	178.....2002-03
2.	155.....2000-01
3.	152.....2001-02
	152.....1997-98

5.	134.....2003-04
6.	123.....2008-09
7.	118.....1984-85
	118.....2005-06
9.	114.....1986-87
10.	112.....1998-99

Note: Figures not available prior to 1978-79 season.

Steals	
1.	327.....1998-99
	327.....2008-09
3.	270.....2006-07
4.	269.....2002-03
5.	265.....2000-01
6.	259.....2007-08
7.	258.....1989-90
8.	252.....2009-10
9.	251.....1995-96
10.	247.....1999-2000

Note: Figures not available prior to 1978-79 season.

Points	
1.	2680.....1998-99
2.	2620.....2008-09
3.	2477.....2000-01
	2477.....1986-87
5.	2423.....1999-2000
6.	2422.....2009-10
7.	2410.....1989-90

8.	2408.....2002-03
9.	2390.....1984-85
10.	2379.....1985-86

Scoring Average	
1.	86.6.....1991-92
2.	82.1.....1970-71
3.	82.0.....1977-78
4.	81.73.....1974-75
5.	81.71.....1993-94
6.	81.3.....1975-76
7.	81.2.....1998-99
8.	80.5.....1976-77
9.	80.4.....1992-93
10.	79.9.....1986-87

Scoring Margin	
1.	+19.6.....1998-99
2.	+17.4.....1958-59
3.	+11.2.....1962-63
4.	+10.2.....1961-62
5.	+9.5.....1959-60
6.	+7.7.....1964-65
7.	+7.3.....1956-57
8.	+7.0.....1957-58
9.	+6.9.....1999-2000
10.	+5.6.....1985-86

All-Time Win Streaks

30.....	Began with an 80-72 win over Georgia Tech at Georgia Tech on Jan. 22, 1958, and ended with a 75-56 loss to Kentucky at Kentucky on Feb. 21, 1959.
17.....	Began with a 114-60 win over Southeastern Louisiana in Auburn on Nov. 13, 1998, and ended with a 72-62 loss to Kentucky at Kentucky on Jan. 20, 1999.
15.....	Began with a 55-54 win over Vanderbilt at Auburn on Jan. 30, 1960, and ended with a 56-48 loss to Miss. State at Miss. State on Jan. 7, 1961.
14.....	First 14 games of 1927-28 season. Began with a 38-12 win over Montgomery YMCA and ended with a 43-42 loss to Ole Miss.
14.....	Began with a 65-56 win over Belmont in Auburn Dec. 1, 1999, and ended with a 79-77 loss at Ole Miss Jan. 22, 2000.

11.....	Began with a 27-24 win over Miss. State in the third game of the 1926-27 season and ended with a 25-23 loss to Tennessee in February of 1927.
10.....	Began with a 60-50 win over Alabama at Alabama on Jan. 20, 1962, and ended with a 63-60 loss to Kentucky at Auburn on Feb. 26, 1962.
9.....	Began with an 83-58 win over Troy State at Auburn on Nov. 27, 1951, and ended with a 79-62 loss to Georgia Tech at Georgia Tech on Dec. 29, 1952.
9.....	Began with an 80-56 win over Georgia Tech at Auburn on Jan. 20, 1954, and ended with a 109-79 loss to Kentucky at Kentucky on Feb. 27, 1954.
9.....	Began with a 62-49 win over Alabama at Alabama on Mar. 4, 1962, and ended with a 62-53 loss to Miss. State at Auburn on Jan. 5, 1963.
9.....	Began with a 94-64 win at Puerto-Rico Mayaguez on Dec. 20, 2002, and ended with a 67-51 loss at #8 Kentucky on Jan. 22, 2003

Homecourt Win Streaks

36.....	Began with a 73-66 win over Georgia on Jan. 26, 1957, and ended with a 56-48 loss to Miss. State on Jan. 7, 1961.
30.....	Began with a 77-62 win over Southern Miss in the first round of the NIT and last home game of the 1997-98 season and ended with a 55-53 loss to #12 LSU Mar. 1, 2000.
17.....	Began with a 27-24 win over Miss. State in the third game of the 1926-27 season and ended with a 43-42 loss to Ole Miss in the 15th game of the 1927-28 season.

15.....	Began with a 92-70 win over Georgia Tech on Feb. 27, 1974, and ended with a 63-62 loss to Alabama on Jan. 10, 1976.
10.....	Began with a 79-44 win over Ole Miss on Jan. 7, 1963, and ended with a 62-57 loss to Georgia Tech on Feb. 3, 1964.

The Last Time ...

BY TEAM

All Five Starters Scored in Double Figures:

By Auburn—Korvotney Barber 12, Rasheem Barrett 12, Frank Tolbert 12, DeWayne Reed 11, Quantez Robertson 11 vs. Kennesaw State, Nov. 13, 2007 at Auburn, Ala.

By Opponent—Marcus Thornton 25, Tasmin Mitchell 14, Bo Spencer 14, Chris Johnson 12, Garrett Temple 12 for LSU, Feb. 21, 2009, at Baton Rouge, La.

Six Players Scored in Double Figures:

By Auburn—Brendon Knox 18, DeWayne Reed 16, Frankie Sullivan 15, Lucas Hargrove 14, Tay Waller 13 and Andre Malone 11 vs. Georgia Southern, Jan. 2, 2010, at Auburn, Ala.

By Opponent—Chris Lofton 25, JaJuan Smith 19, C.J. Watson 18, Andre Patterson 15, Major Wingate 12 and Stanley Asumnu 10 at #8 Tennessee, Feb. 15, 2006, at Knoxville, Tenn.

Scored 100 Points:

By Auburn—105 vs. Grambling (56), Nov. 29, 2003, at Huntsville, Ala..

By Opponent—107 vs. Sam Houston State (AU 89), Dec. 20, 2009, at Auburn, Ala.

Scored 100 Points Away from Home:

By Auburn—105 vs. Grambling (56), Nov. 29, 2003, at Huntsville, Ala.

By Opponent—107 by Sam Houston State (AU 89), Dec. 20, 2009, at Auburn

Scored 100 Points and Lost:

By Auburn—105 vs. #3 Arkansas (117), Jan. 15, 1994, at Auburn

By Opponent—116 by Troy State (AU 141), Dec. 11, 1991, at Auburn

Scored 120 Points:

By Auburn—141 vs. Troy State (116), Dec. 11, 1991, at Auburn

By Opponent—Never been accomplished.

50-Point Victory in an SEC Game:

By Auburn—+54 vs. Alabama, Jan. 18, 1998, at Auburn (Auburn 94, Alabama 40)

By Opponent—+66 by Kentucky, Feb. 28, 1947, at Louisville, Ky. (SEC Tournament) (Kentucky 84, Auburn 18)

Made 50 Field Goals:

By Auburn—55 vs. Troy State (84 attempted), Dec. 11, 1991, at Auburn

By Opponent—Never been accomplished.

Shot 65 Percent from the Field:

By Auburn—.652 (30-46) at Ole Miss, Feb. 22, 2003, at Oxford, Miss.

By Opponent—.667 (26-39) by Kentucky, Feb. 6, 2008, at Auburn, Ala.

Shot 90 Percent from the Foul Line:

By Auburn—.933 (14-15) vs. LSU, Jan. 30, 2008, at Auburn, Ala.

By Opponent—.900 (9-10) by Niagara, Nov. 13, 2009, at Auburn, Ala.

Shot 100 Percent from the Foul Line:

By Auburn—1.000 (4-4) at Florida, Jan. 12, 2008, at Gainesville, Fla.; 1.000 (11-11) vs. Alabama, Feb. 18, 1995, at Auburn

By Opponent—1.000 (10-10) by Xavier, Jan. 6, 2008, at Auburn; 1.000 (2-2) by Murray State, Dec. 14, 2002, at Auburn

Had +20 Rebound Margin:

By Auburn—+21 (52-31) at Alabama A&M, Dec. 29, 2008, at Huntsville, Ala.

By Opponent—+21 (50-29) by Ole Miss, Feb. 24, 2010, at Oxford, Miss.

Had 30 Assists:

By Auburn—31 vs. Grambling, Dec. 5, 2000, at Auburn

By Opponent—31 by Oklahoma, Mar. 19, 1988, at Atlanta, Ga. (NCAA Tournament Second Round)

Attempted 40 Free Throws:


By Auburn—40 vs. High Point (25 made), Nov. 25, 2009, at Auburn, Ala.

By Opponent—40 by Florida (32 made), Feb. 18, 2010, at Gainesville, Fla.

Made 30 Free Throws:

By Auburn—32 vs. #10 Florida (32 made), Mar. 10, 2000, at Atlanta, Ga. in the SEC Tournament

By Opponent—32 by Florida (40 attempted), Feb. 18, 2010, at Gainesville, Fla.



Wesley Person was the last Tiger to score 40 points in a single game. His 44-point effort against UAB on Dec. 16, 1994, accounted for 67.7 percent of Auburn's scoring.

BY INDIVIDUAL

Scored 30 Points:

By Auburn—31, Quan Prowell at Mississippi State, Feb. 27, 2008, in Starkville, Miss.

By Opponent—32, Dee Bost for Mississippi State, Feb. 13, 2010, at Starkville, Miss.

Scored 35 Points:

By Auburn—38, Marquis Daniels vs. Troy State, Dec. 12, 2002, in San Juan Shootout at Championship Caguas, P.R.

By Opponent—38, Tasmin Mitchell for LSU, Jan. 20, 2010, at Baton Rouge, La.

Scored 40 Points:

By Auburn—44, Wesley Person vs. UAB, Dec. 16, 1993, at Auburn

By Opponent—44, Hersey Hawkins for Bradley, March 17, 1988, at Atlanta, Ga. (NCAA First Round)

Made 15 Field Goals:


By Auburn—15, Ronnie Battle (20 attempted) vs. Georgia, Feb. 1, 1992, at Auburn

By Opponent—15, Tasmin Mitchell (22 att.) for LSU, Jan. 20, 2010, at Baton Rouge, La.

Attempted 25 Field Goals:

By Auburn—25, DeWayne Reed (7 made) vs. Kentucky, Jan. 16, 2010, at Auburn, Ala.

By Opponent—25, Jerald Honeycutt (10 made) for Tulane in NIT, Mar. 13, 1996, at Auburn



Aaron Swinson, who finished No. 1 in the SEC in field goal percentage (.600 and .631) for two consecutive years.

Made 15 Free Throws:

By Auburn—15, Eddie Johnson (15 attempted) vs. Miss. State, Jan. 20, 1975, at Auburn

By Opponent—15, Terry Reynolds (19 attempted) for Toledo, Nov. 25, 2000, at Kansas City, Mo.

Collected 20 Rebounds:

By Auburn—20, Kelvin Ardister vs. Tennessee, Jan. 4, 1989, at Auburn

By Opponent—20, Murphy Holloway for Ole Miss, Feb. 24, 2010, at Oxford, Miss.

Collected 12 Assists:

By Auburn—12, Jamison Brewer vs. Jacksonville State, Nov. 19, 2000, at Auburn

By Opponent—12, Doug Gottlieb for Oklahoma State, Mar. 13, 1999, at Indianapolis, Ind., in the NCAA Tournament Second Round

20 Points and 20 Rebounds:


By Auburn—22 points and 20 rebounds, Kelvin Ardister vs. Tennessee, Jan. 4, 1989, at Auburn

By Opponent—30 points and 20 rebounds, Shaquille O'Neal for LSU, Feb. 22, 1992, at Baton Rouge, La.

Triple-Double

By Auburn—Never been accomplished.

By Opponent—30 points, 20 rebounds and 11 blocks, Shaquille O'Neal for LSU, Feb. 22, 1992, at Baton Rouge, La.



Marquis Daniels led Auburn to the 2003 NCAA Tournament Sweet 16. He was named All-East Regional, averaging 23.3 points, 7 rebounds, 3 assists and 2.3 steals in three NCAA Tournament games.

Tiger Single-Game Superlatives

MOST POINTS SCORED BY AUBURN

1. 141 vs. Troy State (116), Dec. 11, 1991, at Auburn
2. 121 vs. Alabama (78), Feb. 14, 1970, at Auburn
3. 120 vs. South Alabama (67), Nov. 27, 1987, at Birmingham, Ala.
4. 117 vs. VCU (72), Mar. 3, 1975, at Auburn
5. 115 vs. LSU (67), Feb. 14, 1959, at Auburn
6. 114 vs. Southeastern Louisiana (60), Nov. 13, 1998, at Auburn
7. 113 vs. Troy State (86), Dec. 9, 1993, at Auburn
8. 112 vs. Oklahoma St. (94), Dec. 10, 1977, at Huntington, W. Va.
9. 111 vs. Jacksonville State (54), Dec. 2, 1958, at Auburn
10. 110 vs. LSU (94), Feb. 24, 1975, at Auburn

FEWEST POINTS SCORED BY AUBURN

1. 3 vs. Columbus YMCA (74), Jan. 9, 1914, at Columbus, Ga.
2. 4 vs. Talladega Athletic Club (31), Feb. 3, 1916, at Talladega, Ala.
3. 6 vs. Georgia Tech (12), Feb. 23, 1914, at Auburn
4. 7 vs. Mercer (31), Jan. 13, 1922, at Macon, Ga.
5. 8 vs. Columbus YMCA (44), 1909-10 season, at Columbus, Ga.
6. 9 vs. Birmingham Athletic Club (27), 1911-12 season
- 9 vs. Bessemer Athletic Club (31), Feb. 5, 1913, at Bessemer, Ala.
8. 10 vs. Washington & Lee (34), 1919-20 season, Lexington, Va.
9. 11 vs. Columbus YMCA (41), Feb. 14, 1914, at Auburn
- 11 vs. Mississippi State (32), Jan. 23, 1915, at Starkville, Miss.
- 11 vs. Camp Benning (19), Jan. 17, 1921, at Columbus, Ga.

MOST POINTS ALLOWED BY AUBURN

1. 119 by Kentucky (Auburn 76), Feb. 10, 1975, at Lexington, Ky.
2. 117 by Arkansas (Auburn 105), Jan. 15, 1994, at Auburn
3. 116 by Troy State (Auburn 141), Dec. 11, 1991, at Auburn
4. 115 by Kentucky (Auburn 78), Jan. 29, 1966, at Lexington, Ky.
5. 114 by Kentucky (Auburn 76), Feb. 1, 1971, at Lexington, Ky.
- 114 by Kentucky (Auburn 93), Mar. 2, 1991, at Lexington, Ky.
7. 110 by Arkansas (Auburn 92), Jan. 4, 1992, at Fayetteville, Ark.
8. 109 by Kentucky (Auburn 79), Feb. 27, 1954, at Montgomery, Ala.
9. 108 by Ole Miss (Auburn 96), Dec. 12, 1970, at Oxford, Miss.
10. 107 by Louisiana Tech (Auburn 82), Dec. 16, 1971, at Ruston, La.
- 107 by Sam Houston State (Auburn 89), Dec. 20, 2009, at Auburn, Ala.

FEWEST POINTS ALLOWED BY AUBURN

1. 6 by Georgia Tech (Auburn 26), Feb. 17, 1906, at Atlanta, Ga.
- 6 by Marion (Auburn 38), Feb. 5, 1916, at Marion
3. 7 by Tulane (Auburn 27), Jan. 19, 1906, at Auburn
- 7 by Vanderbilt (Auburn 27), Jan. 28, 1921, at Nashville, Tenn.
5. 8 by Georgia Tech (Auburn 24), Feb. 4, 1909, at Atlanta, Ga.
- 8 by Birmingham H.S. (Auburn 31), 1911-12 season
- 8 by West Point Athletic Club (Auburn 38), 1919-20 season
8. 9 by Mercer (Auburn 48), 1906-07 season
- 9 by Augusta Athletic Assoc. (Auburn 37), Jan. 27, 1909, at Auburn

Biggest Wins

Margin	Date	Team (Site)	AU-Opp.
79 pts.	1927-28 season	White's Business College	92-13
65 pts.	Jan. 17, 1914	Wetumpka Ath. Club (H)	82-17
59 pts.	Dec. 30, 1957	Howard College (H)	106-47
59 pts.	Jan. 25, 1919	Camp Benning	68-99
58 pts.	Dec. 3, 1963	Howard College (H)	102-44
57 pts.	Dec. 20, 1999	Puerto Rico-Mayaguez (A)..	109- 52
57 pts.	Dec. 2, 1958	Jacksonville State (H)	111-54
56 pts.	Feb. 15, 1906	Mercer	64- 8

Margin	Date	Team (Site)	AU-Opp.
55 pts.	Jan. 2, 2000	Stony Brook (H)	100- 45
54 pts.	Jan. 18, 1998	Alabama (H)	94- 40
54 pts.	Nov. 13, 1998	Southeastern Louisiana (H) .	114- 60
53 pts.	Dec. 29, 1998	Bethune-Cookman (H)	99- 46
53 pts.	Nov. 27, 1987	South Alabama (BHAM).....	120-67
50 pts.	Dec. 16, 1976	VCU (A)	109-59
49 pts.	Nov. 29, 2003	Grambling State (HUNTS)...	105-56
49 pts.	Dec. 3, 1957	Jacksonville State (H)	89-50
49 pts.	Jan. 29, 1928	Tennessee (H)	63-14

Biggest Losses

Margin	Date	Team (Site)	AU-Opp.
80 pts.	Jan. 10, 1913	Georgia (A)	12-92
72 pts.	Jan. 19, 1917	Georgia	18-90
71 pts.	Jan. 9, 1914	Columbus YMCA (A)	3-74
67 pts.	Feb. 7, 1916	Georgia (A)	14-81
66 pts.	Feb. 28, 1947	Kentucky (LOU*)	18-84
64 pts.	Jan. 16, 1914	Georgia (A)	16-80
50 pts.	Jan. 10, 1914	Atlanta Ath. Club (A)	20-70
48 pts.	Dec. 30, 1953	Vanderbilt (A)	48-96

Margin	Date	Team (Site)	AU-Opp.
46 pts.	Jan. 10, 1913	Georgia (H)	21-67
45 pts.	Jan. 19, 1974	Vanderbilt (A)	51-96
45 pts.	Feb. 28, 1946	Kentucky (LOU*)	24-69
44 pts.	Jan. 5, 1951	Kentucky (A)	35-79
43 pts.	Feb. 10, 1975	Kentucky (A)	76-119
43 pts.	Dec. 18, 1972	Dayton (A)	63-106
42 pts.	Mar. 7, 1997	Kentucky (MEM*)	50-92
41 pts.	Mar. 2, 2005	Alabama (A)	53-94

Year-by-Year Scores

1905-06 Won 5, Lost 1, Tied 1 COACH: Mike Donahue CAPTAIN: Frank Jones			
		AU	Opp.
Jan. 19	Tulane	(H) 27	7
Feb. 7	Montgomery YMCA	(H) 29	12
Feb. 7	Columbus YMCA	(H) 16	18
Feb. 15	Mercer	(H) 64	8
Feb. 16	Atlanta Athletic Club	(A) 28	17
Feb. 17	Georgia Tech	(A) 26	6
Mar. 16	Birmingham Athletic Club	(A) 14	14
1906-07 Won 4, Lost 2 COACH: Mike Donahue CAPTAIN: C.W. Woodruff			
		AU	Opp.
Jan. 19	Tulane	35	15
	Mercer	48	9
Feb. 14	Columbus YMCA (ot)	(H) 29	27
Feb. 16	Birmingham Athletic Club	(A) 23	29
Feb. 26	Columbus YMCA	(A) 16	11
	Birmingham Athletic Club	20	21
1907-08 Won 6, Lost 5 COACH: Mike Donahue CAPTAIN: R.Y. Ware			
		AU	Opp.
Feb. 5	Montgomery YMCA	(A) 25	18
	Columbus YMCA	(A) 32	37
Feb. 8	Birmingham Athletic Club	(H) 26	14
Feb. 15	Birmingham Athletic Club	(A) 21	25
Feb. 16	Besemer Athletic Club	(A) 34	13
	Wetumpka Athletic Club	(H) 47	11
	Montgomery YMCA	21	27
	Wake Forest	38	17
Feb. 22	Montgomery YMCA	(H) 27	31
Mar. 2	Columbus YMCA	(H) 19	33
	Georgia	(N1) 34	20
(N1) Columbus, Ga.			
1908-09 Won 4, Lost 3 COACH: Mike Donahue CAPTAIN: T.C. Locke			
		AU	Opp.
	Georgia	(A) 37	48
Jan. 8	Columbus YMCA	(H) 14	41
Jan. 16	Besemer Athletic Club	(H) 14	17
Jan. 18	Tulane	(H) 29	15
Jan. 27	Augusta Athletic Assoc.	(H) 37	9
Feb. 4	Georgia Tech	(A) 24	8
	Mercer	(A) 26	23
1909-10 Won 11, Lost 6 COACH: Mike Donahue CAPTAIN: S. Gordy			
		AU	Opp.
	Wetumpka Athletic Club	(H) 56	12
	Columbus YMCA	(A) 8	44
	Mercer	(A) 38	20
	Georgia	(A) 35	40
	Atlanta Athletic Club	(A) 23	44
	Mercer	(H) 56	19
	Besemer Athletic Club	(H) 26	18
	Birmingham Athletic Club	(A) 31	33
	Besemer Athletic Club	(A) 23	10
	Birmingham YMCA	(A) 12	23
	Birmingham H.S.	(H) 29	16
	Georgia	(H) 56	21
	Birmingham Ath. Club	(H) 31	19
	Montgomery YMCA	(H) 24	16
	Columbus YMCA	(H) 16	42
	Montgomery YMCA	(A) 26	17
	Birmingham Ath. Club	(A) 26	19
1910-11 Won 3, Lost 5 COACH: Mike Donahue CAPTAIN: L.A. Scarbrough			
		AU	Opp.
	Columbus YMCA	33	45

	Georgia	(A) 24	26
	Birmingham Athletic Club	19	53
	Besemer Athletic Club	28	24
	Birmingham H.S.	21	28
	Birmingham YMCA	27	30
	Texas	45	27
	Nashville Athletic Club	36	34
1911-12 Won 2, Lost 6 COACH: Mike Donahue CAPTAIN: E.A. Major			
		AU	Opp.
	Columbus YMCA	12	19
	Atlanta Athletic Club	22	60
	Georgia	(A) 19	40
	Birmingham Athletic Club	26	35
	Birmingham H.S.	31	8
	Birmingham Athletic Club	9	27
	Besemer Athletic Club	19	20
Feb. 10	LSU	(H) 38	15
1912-13 Won 6, Lost 9 COACH: Mike Donahue			
		AU	Opp.
Jan. 10	Georgia	(A) 12	92
Jan. 11	Atlanta Athletic Club	(A) 30	62
Jan. 18	Mercer	(H) 33	31
Jan. 23	Cumberland	(H) 19	35
Jan. 24	Selma YMCA	(A) 29	15
Jan. 25	Marion	(A) 26	15
Feb. 5	Besemer Athletic Club	(A) 9	31
Feb. 6	Birmingham Athletic Club	(A) 12	35
Feb. 7	Birmingham High School	(A) 24	34
Feb. 8	Montgomery YMCA	(H) 39	23
Feb. 12	Georgia Tech	(A) 36	27
	Columbus YMCA	(H) 13	77
Feb. 22	Georgia Tech	(H) 23	19
Mar. 1	Mercer	(A) 19	36
Mar. 1	Georgia	(H) 21	67
1913-14 Won 3, Lost 10 COACH: Mike Donahue CAPTAIN: E.E. Clements			
		AU	Opp.
Jan. 9	Columbus YMCA	(A) 3	74
Jan. 10	Atlanta Athletic Club	(A) 20	70
Jan. 16	Georgia	(A) 16	80
Jan. 17	Wetumpka Ath. Club	(H) 82	17
Jan. 23	Birmingham Athletic Club	(H) 19	42
Jan. 24	Montgomery YMCA	(H) 24	20
Jan. 30	Besemer Athletic Club	(A) 27	68
Jan. 31	Mercer	(H) 25	23
Feb. 14	Columbus YMCA	(H) 11	41
Feb. 20	Georgia Tech	(A) 12	50
Feb. 21	Mercer	(A) 13	60
Feb. 23	Georgia Tech	(H) 6	21
Feb. 28	Georgia	(H) 15	46
1914-15 Won 3, Lost 5 COACH: Mike Donahue CAPTAIN: E.E. Clements			
		AU	Opp.
Jan. 18	Atlanta Athletic Club	(A) 29	43
Jan. 22	Mississippi State	(A) 16	44
Jan. 23	Mississippi State	(A) 11	32
Jan. 30	Atlanta Athletic Club	(A) 18	76
Feb. 22	Mississippi State	(H) 19	18
Feb. 23	Mississippi State	(H) 21	17
Feb. 26	Mobile YMCA	(H) 29	22
Feb. 27	Columbus YMCA	(A) 29	51
1915-16 Won 3, Lost 5 COACH: Mike Donahue CAPTAIN: W.C. Payne			
		AU	Opp.
Jan. 21	Marion	(H) 24	27
Jan. 21	Montgomery YMCA	(H) 16	29
Feb. 3	Talladega Athletic Club	(A) 4	31
Feb. 5	Marion	(A) 18	6

Feb. 7	Georgia	(A) 14	81
Feb. 8	Georgia	(H) 18	45
Feb. 10	LSU	(H) 24	23
Feb. 10	Montgomery YMCA	(H) 58	18
1916-17 Won 2, Lost 2 COACH: Mike Donahue CAPTAIN: M.H. Floyd			
		AU	Opp.
Jan. 19	Georgia	(A) 18	90
Jan. 26	Marion	(H) 38	18
Jan. 31	Montgomery YMCA	43	25
Feb. 13	LSU	(H) 13	37
1917-18 Won 2, Lost 3 COACH: Mike Donahue CAPTAIN: M.H. Floyd			
		AU	Opp.
	Birmingham College	27	24
Jan. 18	LSU	(A) 31	43
Jan. 19	LSU	(A) 27	34
Jan. 20	Birmingham Athletic Club	(H) 19	27
	Birmingham College	19	11
1918-19 Won 4, Lost 3 COACH: Mike Donahue			
		AU	Opp.
Jan. 11	Montgomery YMCA	(H) 59	10
Jan. 14	Georgia	(A) 25	20
Jan. 18	Atlanta Athletic Club	(A) 23	40
Jan. 25	Camp Benning	(H) 68	9
Jan. 29	Georgia	(H) 35	22
Feb. 15	Atlanta Athletic Club	26	36
Feb. 12	Birmingham Athletic Club	22	38
1919-20 Won 11, Lost 7 COACH: Mike Donahue CAPTAIN: Jimmy Wade			
		AU	Opp.
	West Point Athletic Club	(A) 38	8
	Montgomery YMCA	(H) 55	19
	Georgia	(A) 16	31
Jan. 22	Georgia Tech	(A) 29	24
	Birmingham Ath. Club	(H) 27	21
	Atlanta Athletic Club	(A) 19	57
	Clemson	(A) 60	12
	Charlotte YMCA	(A) 30	36
	VMI	(A) 19	45
	Washington & Lee	(A) 10	34
	Virginia	(A) 27	21
	VPI	(A) 20	26
	Atlanta Athletic Club	(H) 24	44
Feb. 13	LSU	(H) 33	21
	Georgia	(H) 31	29
	Montgomery YMCA	(A) 38	19
	Birmingham Ath. Club	(A) 25	20
Mar. 9	Georgia Tech	(H) 26	17
1920-21 Won 5, Lost 8 COACH: Mike Donahue CAPTAIN: H.B. Barks			
		AU	Opp.
Jan. 11	Mercer (ot)	(H) 36	31
Jan. 12	Georgia	(H) 22	31
Jan. 15	Atlanta Athletic Club	(A) 17	42
Jan. 17	Camp Benning	(A) 11	19
Jan. 22	Georgia Tech	(A) 30	28
Jan. 28	Vanderbilt	(A) 27	7
Jan. 29	Kentucky	(A) 25	40
Jan. 31	Centre College	(A) 24	42
Feb. 5	Georgia	(A) 23	29
Feb. 12	Birmingham Athletic Club	(A) 34	39
Feb. 22	Spring Hill	(H) 41	32
Mar. 3	Clemson	(N1) 45	25
Mar. 4	Georgia	(N1) 24	32
(N1) Southern Conference Tournament, Atlanta, Ga.			

1921-22 Won 5, Lost 8
 COACH: Wilbur Hutsell
 CAPTAIN: Joe Harrison

	AU	Opp.
Jan. 13 Mercer (A)	7	31
Jan. 14 Atlanta Athletic Club (A)	12	42
Jan. 21 Clemson (H)	32	19
Jan. 28 Georgia Tech (A)	17	35
Feb. 2 Mercer (H)	26	28
Feb. 4 Birmingham Ath. Club (A)	29	19
Feb. 11 Georgia Tech (H)	29	26
Feb. 14 Camp Benning (H)	17	30
Feb. 18 Birmingham Ath. Club (H)	34	21
Feb. 24 Newberry (N1)	32	21
Feb. 27 North Carolina (N1)	27	32
Georgia (A)	15	39
Georgia (H)	17	31

(N1) Southern Conference Tournament, Atlanta, Ga.

1922-23 Won 7, Lost 7
 COACH: Wilbur Hutsell
 CAPTAIN: Charlie Dudley

	AU	Opp.
West Point Athletic Club	25	18
Jan. 12 Georgia Tech (A)	17	35
Montgomery YMCA	37	22
Wofford	42	19
Georgia (A)	29	35
Clemson	19	24
Wofford	19	20
Furman	22	43
Birmingham Athletic Club	31	17
Camp Benning	24	19
Birmingham Athletic Club	19	42
Georgia (H)	45	16
Feb. 23 Georgia Tech (H)	29	26
Feb. 27 Mercer (N1)	24	45

(N1) Southern Conference Tournament, Atlanta, Ga.

1923-24 Won 4, Lost 9
 COACH: Wilbur Hutsell

	AU	Opp.
Jan. 8 Columbus YMCA	36	19
Jan. 11 Georgia Tech (A)	24	39
Jan. 12 Atlanta Athletic Club	22	31
Jan. 16 Camp Benning	42	18
Jan. 19 Birmingham Athletic Club	44	23
Jan. 25 Tulane	19	32
Jan. 26 Tulane	22	27
Jan. 30 Georgia (H)	17	32
Feb. 5 Georgia (A)	18	33
Feb. 9 Georgia Tech (H)	18	33
Feb. 16 Birmingham Athletic Club (ot)	32	36
Feb. 29 Georgia Tech (N1)	35	29
Mar. 1 Alabama (N1)	19	40

(N1) Southern Conference Tournament, Atlanta, Ga.

1924-25 Won 3, Lost 11
 COACH: Herb Bunker

	AU	Opp.
Dec. 18 Mercer (A)	21	28
Dec. 19 Albany YMCA (A)	21	28
Jan. 5 Tulane (A)	18	33
Jan. 6 Tulane (A)	31	45
Jan. 13 Camp Benning (H)	27	36
Jan. 17 Georgia Tech (H)	21	28
Jan. 28 Montgomery YMCA (H)	34	12
Jan. 31 Mercer (H)	27	38
Feb. 7 Georgia Tech (A)	15	14
Feb. 10 Georgia (A)	17	40
Feb. 12 Camp Benning (A)	38	36
Feb. 14 Birmingham Athletic Club (A)	25	35
Feb. 17 Georgia (H)	21	37
Feb. 18 Virginia (N1)	27	29

(N1) Southern Conference Tournament, Atlanta, Ga.

1925-26 Won 5, Lost 10
 COACH: Mike Papke
 CAPTAIN: Bill McKinney

	AU	Opp.
Dec. 6 Howard (A)	32	16
Birmingham-Southern (A)	32	17
Jan. 9 Georgia Tech (H)	32	28

Jan. 11 Howard (H)	35	21
Jan. 23 Birmingham Athletic Club (A)	27	44
Jan. 28 Mobile YMCA (A)	17	19
Jan. 29 Tulane (A)	30	33
Jan. 30 Tulane (A)	31	52
Feb. 4 Georgia (A)	28	49
Feb. 5 North Carolina State (A)	36	43
Feb. 6 VMI (A)	25	41
Feb. 8 Kentucky (A)	26	35
Feb. 13 Birmingham Ath. Club (H)	39	32
Feb. 19 Georgia Tech (A)	18	28
Feb. 26 North Carolina State (N1)	26	32

(N1) Southern Conference Tournament, Atlanta, Ga.

1926-27 Won 13, Lost 6
 COACH: Mike Papke
 CAPTAIN: Buck Ellis

	AU	Opp.
Jan. 5 Georgia Tech (ot)	(A) 20	22
Jan. 10 Mississippi State (H)	31	34
Jan. 11 Mississippi State (H)	27	24
Jan. 15 Florida (H)	51	34
Jan. 28 Tulane (A)	42	33
Jan. 29 Tulane (A)	35	12
Jan. 30 Tulane (H)	50	11
Feb. 1 Tulane (H)	33	30
Feb. 3 Clemson (H)	45	26
Feb. 4 Clemson (H)	45	23
Feb. 5 Florida (A)	40	28
Feb. 11 Sewanee (H)	46	15
Feb. 12 Georgia Tech (H)	42	24
Feb. 15 Tennessee (A)	23	24
Feb. 16 Chattanooga (A)	34	39
Feb. 17 Vanderbilt (A)	35	39
Feb. 18 Sewanee (A)	35	28
Feb. 25 Virginia Tech (N1)	38	33
Feb. 26 North Carolina (N1)	15	28

(N1) Southern Conference Tournament, Atlanta, Ga.

1927-28 Won 20, Lost 2
 COACH: Mike Papke
 CAPTAIN: Fob James Sr.

	AU	Opp.
Montgomery YMCA (H)	38	12
White's Business College (H)	92	13
Jan. 7 Georgia Tech (H)	56	29
So. College (Fla.) (H)	51	18
Jan. 13 Florida (A)	39	23
Jan. 14 Florida (A)	43	33
Jan. 18 Clemson (H)	56	26
Jan. 19 Clemson (H)	30	23
Jan. 27 Tulane (A)	32	17
Jan. 28 Tulane (A)	49	31
Jan. 29 Tennessee (H)	63	14
Feb. 1 Vanderbilt (H)	62	28

Feb. 3 Georgia (H)	28	25
Feb. 9 Georgetown (Ky.) (H)	41	25
Feb. 10 Ole Miss (H)	42	43
Feb. 11 Ole Miss (H)	58	38
Feb. 21 Florida (H)	58	32
Feb. 22 Florida (H)	50	28
Feb. 27 Clemson (N1)	27	26
Feb. 28 Georgia Tech (N1)	30	29
Mar. 1 Mississippi State (N1)	42	34
Mar. 2 Ole Miss (N1)	30	31

(N1) Southern Conference Tournament, Atlanta, Ga.

1928-29 Won 6, Lost 15
 COACH: George Bohler
 CAPTAIN: Frank DuBose

	AU	Opp.
Camp Benning (H)	40	38
Birmingham Ath. Club (H)	37	34
Camp Benning (A)	37	43
LaGrange YMCA (H)	29	32
Birmingham Athletic Club (A)	20	38
So. College (Fla.) (H)	33	29
Jan. 25 Florida (A)	33	44
Jan. 26 Florida (A)	39	32
Jan. 28 LSU (H)	28	45
Jan. 29 LSU (H)	28	65
Feb. 1 Clemson (A)	20	46
Feb. 2 Georgia (A)	31	39
Feb. 6 Georgia Tech (A)	25	42
Feb. 8 Tulane (H)	35	48
Feb. 9 Tulane (H)	40	25
Mercer (A)	41	46
Mercer (A)	29	31
Feb. 16 Georgia Tech (H)	41	46
Feb. 18 Florida (H)	29	46
Feb. 19 Florida (H)	51	26
Mar. 1 Georgia (N1)	24	42

(N1) Southern Conference Tournament, Atlanta, Ga.

1929-30 Won 1, Lost 10
 COACH: Hal Lee
 CAPTAIN: Louie James

	AU	Opp.
Jan. 10 Clemson (H)	31	39
Jan. 11 South Carolina (H)	30	22
Jan. 25 Tennessee (A)	18	33
Jan. 26 Vanderbilt (H)	27	29
Jan. 29 Georgia (H)	35	43
Feb. 7 LSU (A)	27	44
Feb. 8 LSU (A)	40	46
Feb. 11 Tulane (A)	40	45
Feb. 12 Tulane (A)	37	41
Feb. 18 Georgia Tech (H)	34	47
Feb. 19 Georgia Tech (A)	29	40



1928 SOUTHERN CONFERENCE TOURNAMENT RUNNER-UP
 Front Row (L-R): Coach Mike Papke, Buck Ellis, Ebb James, Fob James, Jelly Akin, Moon Mullins, Manager Square Salter. Back Row (L-R): Shorty Smith, Louis James, Frank DuBose.

1930-31 Won 9, Lost 6
COACH: Sam McAllister
CAPTAIN: Ralph Jordan

		AU	Opp.
Jan. 6	South Carolina	(H) 39	21
Jan. 10	Clemson	(H) 44	20
Jan. 12	North Carolina State (ot)	(H) 30	28
Jan. 23	Georgia	(A) 27	30
Jan. 24	South Carolina	(A) 36	16
Jan. 26	Clemson	(A) 33	37
Jan. 28	Georgia Tech	(H) 33	37
Jan. 31	Vanderbilt	(H) 26	36
Feb. 6	Tulane	(H) 44	22
Feb. 7	Tulane	(H) 51	35
Feb. 14	Vanderbilt	(H) 42	25
Feb. 18	Camp Benning	54	13
Feb. 24	Georgia Tech	(A) 22	47
Feb. 27	Virginia	(N1) 33	26
Feb. 28	Georgia	(N1) 27	31

(N1) Southern Conference Tournament, Atlanta, Ga.

1931-32 Won 12, Lost 3
COACH: Sam McAllister
CAPTAIN: Jack Stewart

		AU	Opp.
Jan. 8	Birmingham Southern	(A) 41	23
Jan. 9	Vanderbilt	(A) 36	23
Jan. 12	Georgia Tech	(H) 25	22
Jan. 22	Florida	(A) 43	26
Jan. 23	Florida	(A) 28	21
Jan. 30	Vanderbilt	(H) 38	23
Feb. 5	Tulane	(A) 21	26
Feb. 6	Tulane	(A) 42	37
Feb. 8	LSU	(A) 48	34
Feb. 9	LSU	(A) 34	30
Feb. 13	Georgia Tech	(A) 28	36
Feb. 15	Georgia	(H) 26	24
Feb. 26	North Carolina State	(N1) 34	33
Feb. 27	LSU	(N1) 30	22
Feb. 28	North Carolina	(N1) 31	52

(N1) Southern Conference Tournament, Atlanta, Ga.

1932-33 Won 4, Lost 9 (4-7 SEC)
COACH: Sam McAllister
CAPTAIN: Slick Kaley

		AU	Opp.
Jan. 20	Birmingham Southern	(A) 33	50
Jan. 22	Vanderbilt	(A) 24	25
Jan. 24	LSU	(H) 25	26
Jan. 25	LSU	(H) 25	24
Feb. 3	Tulane	(H) 22	19
Feb. 4	Tulane	(H) 18	35
Feb. 9	Vanderbilt	(H) 20	21
Feb. 11	Georgia	(A) 21	22
Feb. 15	Georgia Tech	(H) 20	29
Feb. 17	Florida	(H) 32	30
Feb. 18	Florida	(H) 16	11
Feb. 20	Georgia Tech	(N1) 18	29
Feb. 24	LSU	(N2) 33	57

(N1) Atlanta, Ga. (Atlanta Athletic Club)
(N2) SEC Tournament, Atlanta, Ga.



RALPH JORDAN
1934-42, 1946
10 Year Career
Record: 95-77
(61-56 SEC)

1933-34 Won 2, Lost 11 (2-9 SEC)
COACH: Ralph Jordan

		AU	Opp.
Jan. 9	Vanderbilt	(A) 22	31
Jan. 11	Georgia Tech	(H) 26	28
Jan. 26	Birmingham Southern	(H) 22	39
Jan. 27	Vanderbilt	(H) 33	48
Feb. 3	Tulane	(A) 18	34
Feb. 4	Tulane	(A) 20	30
Feb. 5	LSU	(A) 17	40
Feb. 6	LSU	(A) 16	38
Feb. 10	Georgia	(H) 30	21

Feb. 14 Georgia Tech (A) 20 24
Feb. 17 Florida (A) 23 21
Feb. 18 Florida (A) 21 39
Mar. 1 Tennessee (N1) 26 43
(N1) SEC Tournament, Atlanta, Ga.

1934-35 Won 4, Lost 13 (3-9 SEC)
COACH: Ralph Jordan

		AU	Opp.
Jan. 5	Lanett Athletic Club	(A) 44	25
Jan. 8	South Carolina	(A) 34	35
Jan. 9	South Carolina	(A) 26	42
Jan. 10	Sewanee	(A) 18	19
Jan. 11	Vanderbilt	(A) 27	37
Jan. 12	Vanderbilt	(A) 24	41
Jan. 26	Birmingham Southern	(H) 20	37
Feb. 1	Tennessee	(H) 27	48
Feb. 2	Birmingham Southern	(A) 40	46
Feb. 5	Georgia	(A) 29	33
Feb. 6	Georgia Tech	(A) 24	25
Feb. 8	Florida	(H) 39	34
Feb. 9	Florida	(H) 25	35
Feb. 13	Georgia Tech	(H) 19	34
Feb. 14	Sewanee	(H) 28	13
Feb. 15	Sewanee	(H) 33	24
Feb. 15	Vanderbilt	(H) 25	37

1935-36 Won 10, Lost 7 (7-4 SEC)
COACH: Ralph Jordan

		AU	Opp.
Dec. 19	Clemson	(H) 23	33
Dec. 20	Clemson	(H) 18	31
Jan. 9	Vanderbilt	(A) 27	47
Jan. 10	Sewanee	(A) 25	23
Jan. 11	Sewanee	(A) 34	25
Jan. 24	Birmingham Southern	(A) 26	17
Jan. 25	Vanderbilt	(H) 32	37
Feb. 4	Georgia Tech	(H) 31	28
Feb. 10	Sewanee	(H) 41	31
Feb. 11	Sewanee	(H) 42	18
Feb. 15	Georgia	(H) 33	26
Feb. 19	Georgia Tech	(A) 22	46
Feb. 21	Florida	(A) 32	16
Feb. 22	Florida	(A) 13	20
Feb. 28	Birmingham Southern	(N) 41	22
Feb. 29	Georgia	(N1) 43	26
Mar. 1	Tennessee	(N1) 25	43

(N1) SEC Tournament, Knoxville, Tenn.

1936-37 Won 11, Lost 4 (7-4 SEC)
COACH: Ralph Jordan

		AU	Opp.
Jan. 9	Fort Benning	(H) 54	13
Jan. 15	Sewanee	(A) 41	34
Jan. 16	Sewanee	(A) 34	29
Jan. 30	Birmingham Southern	(A) 39	22
Feb. 1	LSU	(H) 37	24
Feb. 2	LSU	(H) 34	54
Feb. 8	Sewanee	(H) 39	32
Feb. 9	Sewanee	(H) 36	16
Feb. 11	Georgia Tech	(A) 28	42
Feb. 12	Florida	(H) 35	34
Feb. 13	Florida	(H) 51	40
Feb. 15	Clemson	41	33
Feb. 16	Clemson	33	26
Feb. 27	Georgia Tech	(H) 33	35

1937-38 Won 14, Lost 5 (6-3 SEC)
COACH: Ralph Jordan

		AU	Opp.
Jan. 14	Sewanee	(A) 36	31
Jan. 15	Sewanee	(A) 38	19
Jan. 19	Birmingham Southern	(A) 49	39
Jan. 28	Georgia Tech	(H)	
Jan. 28	Oglethorpe	(H) 46	43
Jan. 29	Oglethorpe	(H) 49	14
Feb. 7	Sewanee	(H)	
Feb. 8	Sewanee	(H)	
Feb. 12	Georgia	(H) 34	27
Feb. 14	Georgia Tech	(A) 42	43
Feb. 18	Birmingham Southern	(A)	
Feb. 25	Florida	(A) 34	43

Feb. 26 Florida (A) 35 51
Feb. 28 Georgia Tech (A) 32 54
Mar. 3 LSU (A1) 34 60
(Only Scores That Are Available)
(A1) SEC Tournament, Baton Rouge, La.

1938-39 Won 16, Lost 6 (8-4 SEC)
COACH: Ralph Jordan

		AU	Opp.
Dec. 16	Lanett Mill	(H) 40	21
Dec. 17	Nehi Reds	(H) 41	36
Jan. 4	Lanett Mill	(A) 38	21
Jan. 6	Spring Hill	(H) 30	22
Jan. 7	Spring Hill	(H) 44	23
Jan. 13	Sewanee	(H) 41	31
Jan. 14	Sewanee	(H) 38	27
Jan. 16	Vanderbilt	(H) 39	41
Jan. 28	Birmingham Southern	(H) 50	17
Feb. 2	Mississippi College	(H) 44	59
Feb. 4	Georgia	(A) 21	43
Feb. 10	Georgia	(H) 34	29
Feb. 11	Birmingham Southern	(H) 52	35
Feb. 16	Vanderbilt	(A) 42	49
Feb. 17	Sewanee	(A) 34	27
Feb. 18	Sewanee	(A) 39	28
Feb. 22	Georgia Tech	(H) 38	24
Feb. 24	Florida	(H) 40	38
Feb. 25	Florida	(H) 25	31
Feb. 27	Georgia Tech	(A) 49	33
Mar. 2	Tulane	(N1) 43	30
Mar. 3	Tennessee	(A1) 35	49

(N1, A1) SEC Tournament, Knoxville, Tenn.

1939-40 Won 7, Lost 10 (6-7 SEC)
COACH: Ralph Jordan

		AU	Opp.
Dec. 14	Spring Hill	(H) 37	34
Dec. 15	Spring Hill	(H) 33	34
Jan. 5	LSU	(A) 39	50
Jan. 6	LSU	(A) 42	26
Jan. 11	Vanderbilt	(A) 45	51
Jan. 12	Sewanee	(A) 51	32
Jan. 13	Sewanee	(A) 64	32
Jan. 20	Vanderbilt	(H) 46	50
Jan. 27	Howard	(H) 33	37
Feb. 3	Georgia	(H) 28	32
Feb. 6	Georgia Tech	(A) 31	53
Feb. 9	Georgia	(H) 47	48
Feb. 16	Sewanee	(H) 46	30
Feb. 17	Sewanee	(H) 63	34
Feb. 21	Georgia Tech (ot)	(H) 39	38
Feb. 24	Florida	(H) 37	42
Feb. 28	Georgia	(N1) 41	48

(N1) SEC Tournament, Knoxville, Tenn.

1940-41 Won 13, Lost 6 (6-5 SEC)
COACH: Ralph Jordan

		AU	Opp.
Jan. 3	Spring Hill	(H) 35	30
Jan. 4	Spring Hill	(H) 46	34
Jan. 10	Sewanee	(H) 36	24
Jan. 11	Sewanee	(H) 39	25
Jan. 13	Ole Miss	(H) 43	30
Jan. 24	Tulane	(H) 45	41
Jan. 25	Vanderbilt	(H) 45	44
Jan. 31	Tennessee	(H) 33	51
Feb. 1	Georgia Tech	(A) 39	48
Feb. 3	Mississippi State	(H) 44	48
Feb. 5	Georgia Tech	(H) 51	45
Feb. 8	Georgia	(H) 43	39
Feb. 10	Howard	(H) 35	21
Feb. 11	LSU	(H) 50	49
Feb. 13	Vanderbilt	(A) 39	47
Feb. 14	Sewanee	(A) 39	28
Feb. 15	Sewanee	(A) 46	31
Feb. 26	Georgia	(A) 31	36
Feb. 28	Alabama	(N1) 16	38


(N1) SEC Tournament, Louisville, Ky.

1941-42 Won 11, Lost 6 (9-5 SEC)
COACH: Ralph Jordan

		AU	Opp.
Dec. 18	Mississippi State	(A) 39	29

Dec. 19	Ole Miss	(A)	34	31
Jan. 16	Vanderbilt	(A)	35	33
Jan. 23	Tennessee	(A)	23	43
Jan. 26	Vanderbilt	(H)	50	45
Jan. 31	Georgia Tech	(A)	42	48
Feb. 3	Georgia Tech	(H)	43	38
Feb. 6	Georgia	(A)	32	28
Feb. 13	Georgia	(H)	53	41
Feb. 14	Mississippi State	(H)	40	41
Feb. 16	LSU	(A)	49	63
Feb. 17	Tulane	(A)	41	50
Feb. 20	Florida	(H)	47	23
Feb. 21	Florida	(H)	38	36
Feb. 26	Vanderbilt	(N1)	36	34
Feb. 27	Tulane	(N1)	45	36
Feb. 28	Kentucky	(N1)	31	40

(N1) SEC Tournament, Louisville, Ky.



BOB EVANS

1943, 45

2 Year Career

Record: 4-28

(3-18 SEC)

1942-43 Won 1, Lost 14 (1-12 SEC)

COACH: Bob Evans

			AU	Opp.
Dec. 11	Mississippi State	(A)	35	41
Dec. 12	Mississippi State	(A)	26	36
Dec. 17	Mississippi State	(H)	37	38
Dec. 18	Mississippi State	(H)	40	44
Jan. 11	Vanderbilt	(A)	39	54
Jan. 15	507 Paratrooper Infantry	(H)	30	40
Jan. 22	Georgia Tech	(H)	32	59
Jan. 23	Vanderbilt	(H)	43	48
Jan. 29	Tennessee	(A)	23	57
Jan. 30	Georgia Tech	(A)	21	53
Feb. 5	Georgia	(H)	47	32
Feb. 6	LSU	(H)	37	62
Feb. 8	Tulane	(H)	30	50
Feb. 13	Georgia	(A)	31	51
Feb. 25	LSU	(N1)	38	67

(N1) SEC Tournament, Louisville, Ky.

1943-44 (No Team)

1944-45 Won 3, Lost 14 (2-6 SEC)

COACH: Bob Evans

			AU	Opp.
Jan. 13	Gunter Field		40	44
Jan. 13	Mercer	(H)	36	41
Jan. 18	Georgia	(A)	50	59
Jan. 20	Georgia Tech	(H)	41	74
Feb. 2	Mercer	(A)	34	40
Feb. 3	Georgia	(H)	43	59
Feb. 9	Jacksonville Navy	(A)	43	80
Feb. 10	Jacksonville Navy	(A)	23	51
Feb. 12	Florida	(H)	43	58
Feb. 13	Florida	(H)	42	40
Feb. 17	Georgia Tech	(A)	39	53
	Gunter Field		52	39
	Maxwell Field		41	48
	Maxwell Field		31	72
Feb. 19	Florida	(A)	43	41
Feb. 20	Florida	(A)	48	62
Feb. 29	Tennessee	(N1)	26	56

(N1) SEC Tournament, Louisville, Ky.

1945-46 Won 7, Lost 9 (7-6 SEC)

COACH: Ralph Jordan

			AU	Opp.
Dec. 10	Mississippi State	(H)	55	47
Dec. 11	Mississippi State	(H)	37	26
Jan. 4	Georgia Tech	(A)	22	45
	Georgia	(A)	37	38
Jan. 16	Georgia Tech	(H)	26	53
Jan. 21	Georgia	(H)	40	37
	Maxwell Field		41	48
	Maxwell Field		35	36
Jan. 29	Florida	(H)	49	36

Jan. 30	Florida	(H)	51	40
	Tulane	(H)	48	56
Feb. 8	Florida	(A)	60	53
Feb. 9	Florida	(A)	34	53
Feb. 15	Mississippi State	(A)	40	30
Feb. 16	Mississippi State	(A)	31	39
Feb. 28	Kentucky	(N1)	24	69

(N1) SEC Tournament, Louisville, Ky.



V.J. EDNEY

1947

1 Year Career

Record: 3-18

(1-15 SEC)

1946-47 Won 3, Lost 18 (1-15 SEC)

COACH: V.J. Edney

			AU	Opp.
	Maxwell Field		65	38
Dec. 13	Ole Miss	(A)	38	58
Dec. 14	Mississippi State	(A)	35	61
	Mercer		54	55
Jan. 11	Tennessee	(H)	30	66
Jan. 15	Georgia Tech	(H)	42	55
Jan. 17	Florida	(A)	32	48
Jan. 18	Florida	(A)	28	39
Jan. 24	Vanderbilt	(H)	37	38
Jan. 25	Georgia	(H)	40	44
Jan. 29	Georgia Tech	(A)	49	65
Feb. 1	Vanderbilt	(A)	58	59
Feb. 3	Tennessee	(A)	27	63
Feb. 7	Florida	(H)	42	48
Feb. 8	Florida	(H)	36	30
	Maxwell Field		57	34
	Tulane		35	66
Feb. 15	LSU	(A)	53	76
	Mercer		47	71
	Georgia	(A)	45	60
Feb. 28	Kentucky	(N1)	18	84

(N1) SEC Tournament, Louisville, Ky.



DANNY DOYLE

1948-49

2 Year Career

Record: 21-25

(12-18 SEC)

1947-48 Won 12, Lost 10 (7-7 SEC)

COACH: Danny Doyle

			AU	Opp.
Dec. 6	Mississippi State	(H)	35	49
Dec. 12	Florida	(A)	43	41
Dec. 13	Florida	(A)	39	47
	Tulane	(A)	37	70
	Illinois Wesleyan	(A)	44	42
	Washington	(A)	29	59
Jan. 12	Ole Miss	(H)	59	50
Jan. 16	Georgia	(H)	52	41
Jan. 19	Mercer	(A)	72	53
Jan. 21	Vanderbilt	(H)	46	41
Jan. 23	LSU	(A)	51	48
Jan. 30	Georgia Tech	(H)	38	31
Feb. 2	Vanderbilt	(A)	47	55
Feb. 5	Florida	(H)	53	50
Feb. 6	Florida	(H)	37	39
Feb. 12	Oglethorpe	(H)	55	23
Feb. 13	Oglethorpe	(H)	65	31
	Mercer		46	63
Feb. 21	Georgia	(A)	36	74
Feb. 25	Georgia Tech	(A)	43	50
Feb. 28	Howard	(A)	33	32
Mar. 4	Tulane	(N1)	40	47

(N1) SEC Tournament, Louisville, Ky.

1948-49 Won 9, Lost 15 (5-11 SEC)

COACH: Danny Doyle

			AU	Opp.
Dec. 3	Howard	(A)	57	30
Dec. 4	Birmingham Southern	(A)	40	32
Dec. 11	Mississippi State	(H)	53	54
Dec. 21	Alabama	(N1)	45	46
Dec. 27	Baylor	(N2)	44	59
Dec. 28	Colorado State	(N2)	41	46
Dec. 29	Southern Methodist	(N2)	41	59
Jan. 5	Alabama	(H)	38	45
Jan. 8	Florida	(A)	45	61
Jan. 11	Georgia Tech	(H)	41	33
Jan. 14	Georgia	(A)	52	55
Jan. 17	Ole Miss	(A)	43	47
Jan. 18	Mississippi State	(A)	43	47
Jan. 22	Vanderbilt	(H)	48	46
Jan. 27	Alabama	(A)	37	39
Jan. 31	Tulane	(H)	51	56
Feb. 5	Vanderbilt	(A)	42	52
	Troy State		69	44
	Livingston State		49	44
Feb. 17	Florida	(H)	44	43
	Georgia		53	47
Feb. 23	Georgia Tech	(A)	57	66
Feb. 28	Ole Miss	(H)	65	61
Mar. 4	Kentucky	(N3)	39	70

(N1) Birmingham, Ala.

(N2) All-College Classic, Oklahoma City, Okla.

(N3) SEC Tournament, Louisville, Ky.



JOEL EAVES

1950-63

14 Year Career

Record: 213-100

(124-75 SEC)

1949-50 Won 17, Lost 7 (12-6 SEC)

COACH: Joel Eaves

CAPTAIN: Bill Lynn

			AU	Opp.
Dec. 1	Birmingham Southern	(H)	79	49
Dec. 2	Howard	(A)	59	36
Dec. 9	Ole Miss	(H)	64	60
Dec. 10	Howard	(H)	73	49
Dec. 13	Troy State	(H)	77	40
Dec. 20	Alabama	(H)	45	40
Jan. 4	Birmingham Southern	(A)	70	48
Jan. 10	Georgia Tech	(A)	49	65
Jan. 12	Mississippi State	(A)	65	64
Jan. 14	Florida	(H)	72	46
Jan. 21	Vanderbilt	(H)	47	58
Jan. 28	Alabama	(A)	66	58
Jan. 30	Ole Miss	(A)	77	63
Feb. 1	Mississippi State	(A)	65	60
Feb. 4	LSU	(H)	70	66
Feb. 6	Vanderbilt	(A)	51	63
Feb. 9	Georgia	(H)	67	54
Feb. 11	Tulane	(A)	64	60
Feb. 13	LSU	(A)	61	76
Feb. 18	Alabama	(H)	67	58
Feb. 20	Florida	(A)	41	43
Feb. 22	Georgia Tech	(H)	53	61
Feb. 25	Georgia	(A)	55	46
Mar. 3	LSU	(N1)	45	73

(N1) SEC Tournament, Louisville, Ky.

1950-51 Won 12, Lost 10 (6-8 SEC)

COACH: Joel Eaves

CAPTAIN: Don Lanford

			AU	Opp.
Nov. 27	Troy State	(H)	96	57
Nov. 30	Birmingham Southern	(A)	57	56
Dec. 1	Howard	(A)	70	57
Dec. 6	Birmingham Southern	(H)	69	57
Dec. 9	Ole Miss	(H)	61	65
Dec. 13	Howard	(H)	70	53
Dec. 19	Alabama	(A)	46	70
Jan. 5	Kentucky (NR,3)	(A)	35	79
Jan. 6	Vanderbilt	(A)	51	61
Jan. 8	Tennessee	(A)	63	59

Jan. 13	Georgia (ot)	(H)	69	68
Jan. 18	Alabama	(H)	64	65
Jan. 27	Georgia	(A)	61	49
Jan. 31	Georgia Tech	(A)	44	64
Feb. 3	Tulane	(H)	92	71
Feb. 5	LSU	(H)	74	75
Feb. 10	Alabama	(A)	44	63
Feb. 14	Georgia Tech	(H)	75	63
Feb. 17	Florida	(A)	61	82
Feb. 23	Florida (ot)	(H)	83	77
Feb. 24	Mississippi State	(H)	92	85
Mar. 2	Kentucky (NR,1)	(N1)	54	84
(N1) SEC Tournament, Louisville, Ky.				
1951-52 Won 14, Lost 12 (6-8 SEC)				
COACH: Joel Eaves				
CAPTAIN: Roger Weldon				
			AU	Opp.
Nov. 27	Troy State	(H)	83	58
Nov. 29	Birmingham Southern	(A)	65	59
Nov. 30	Howard	(A)	69	39
Dec. 4	Maxwell Field	(H)	75	41
Dec. 5	Howard	(H)	88	51
Dec. 8	Georgia	(A)	62	48
Dec. 15	Birmingham Southern	(H)	79	46
Dec. 19	Maxwell Field	(A)	63	54
Dec. 28	Davidson	(N1)	66	59
Dec. 29	Georgia Tech	(N1)	62	79
Dec. 29	South Carolina	(N1)	67	70
Jan. 3	Florida	(A)	63	64
Jan. 9	Georgia Tech	(A)	54	56
Jan. 12	Vanderbilt	(H)	61	73
Jan. 18	Mississippi State	(A)	68	61
Jan. 19	Ole Miss	(A)	58	76
Jan. 26	Georgia	(H)	65	51
Jan. 30	Kentucky	(H)	48	88
Feb. 2	Alabama	(H)	60	62
Feb. 8	Florida	(H)	61	52
Feb. 9	Tennessee	(H)	60	55
Feb. 13	Georgia Tech	(H)	50	58
Feb. 16	LSU	(A)	64	70
Feb. 18	Tulane	(A)	63	61
Feb. 23	Alabama	(A)	50	63
Feb. 28	Alabama	(N2)	49	63
(N1) Carolina Invitational, Charlotte, N.C.				
(N2) SEC Tournament, Louisville, Ky.				
1952-53 Won 13, Lost 8 (6-7 SEC)				
COACH: Joel Eaves				
CAPTAIN: Bubber Farish				
			AU	Opp.
Dec. 2	Howard	(H)	80	52
Dec. 6	Howard	(A)	80	74
Dec. 10	Georgia Tech	(H)	71	61
Dec. 13	Birmingham Southern	(A)	87	61
Dec. 19	Georgia	(N1)	71	49
Jan. 2	Memphis State	(N2)	78	64
Jan. 3	Ole Miss	(N2)	55	65
Jan. 6	Birmingham Southern	(H)	84	59
Jan. 9	Georgia	(A)	64	59
Jan. 14	Georgia Tech	(A)	61	79
Jan. 17	Alabama	(A)	51	61
Jan. 21	Georgia	(H)	78	69
Jan. 26	Tennessee	(A)	70	72
Jan. 31	Mississippi State	(H)	82	60
Feb. 4	Florida	(H)	62	66
Feb. 7	Vanderbilt	(A)	71	66
Feb. 11	Ole Miss	(H)	72	65
Feb. 14	LSU (NR,8)	(H)	57	65
Feb. 16	Tulane	(H)	65	70
Feb. 21	Florida	(A)	67	71
Feb. 28	Alabama	(H)	78	73
(N1) Birmingham, Ala.				
(N2) Memphis Invitational, Memphis, Tenn.				
1953-54 Won 16, Lost 8 (8-6 SEC)				
COACH: Joel Eaves				
CAPTAIN: Bob Miller				
			AU	Opp.
Dec. 1	Birmingham Southern	(H)	81	50
Dec. 4	Birmingham Southern	(A)	93	66
Dec. 5	Howard (ot)	(A)	70	63
Dec. 12	Georgia Tech	(N1)	83	56
Dec. 18	Georgia	(N2)	75	73

Dec. 19	Alabama	(N2)	62	70
Dec. 30	Vanderbilt (NR,19)	(A)	48	96
Jan. 2	Mississippi State	(N2)	76	75
Jan. 5	Howard	(H)	84	56
Jan. 9	Mississippi State	(A)	74	79
Jan. 11	Ole Miss	(A)	66	61
Jan. 16	Alabama	(A)	58	70
Jan. 20	Georgia Tech	(H)	80	56
Jan. 23	Georgia	(A)	81	66
Jan. 29	Florida	(A)	83	76
Feb. 6	Vanderbilt	(H)	76	73
Feb. 8	Georgia Tech	(A)	59	53
Feb. 13	Florida	(H)	85	65
Feb. 15	Georgia	(H)	80	61
Feb. 20	LSU (NR,13)	(A)	59	77
Feb. 22	Tulane	(A)	65	62
Feb. 27	Kentucky (NR,2)	(N1)	79	109
Mar. 1	Tennessee	(H)	86	92
Mar. 5	Alabama	(H)	55	57
(N1) Montgomery, Ala.				
(N2) Birmingham, Ala.				
1954-55 Won 11, Lost 9 (6-8 SEC)				
COACH: Joel Eaves				
CAPTAIN: Bill Kirkpatrick				
			AU	Opp.
Dec. 4	Birmingham Southern	(H)	90	77
Dec. 11	Jacksonville State	(H)	78	67
Dec. 17	Washington & Lee	(N1)	91	81
Dec. 18	Tennessee	(N1)	73	64
Jan. 5	Howard	(H)	98	77
Jan. 8	Mississippi State	(H)	79	58
Jan. 10	Ole Miss	(H)	85	81
Jan. 15	Alabama (20,16)	(N2)	78	99
Jan. 22	Georgia	(A)	83	88
Jan. 26	Georgia Tech	(H)	70	73
Jan. 29	Florida	(H)	91	69
Jan. 31	Georgia	(H)	78	76
Feb. 5	Vanderbilt (NR,20)	(A)	74	79
Feb. 7	Georgia Tech	(A)	67	75
Feb. 12	Florida	(A)	70	66
Feb. 19	LSU	(H)	75	71
Feb. 21	Tulane	(H)	79	90
Feb. 26	Kentucky (NR,2)	(A)	59	93
Feb. 28	Tennessee	(A)	77	86
Mar. 5	Alabama* (NR,11)	(N2)	80	84
(N1) Blue-Gray Tournament, Montgomery, Ala.				
(N2) Montgomery, Ala.				
1955-56 Won 11, Lost 10 (8-6 SEC)				
COACH: Joel Eaves				
CAPTAIN: Jim O'Donnell				
			AU	Opp.
Dec. 3	Birmingham Southern	(H)	81	64
Dec. 10	Howard	(H)	97	54
Dec. 16	Texas	(N1)	76	83
Dec. 17	Eastern Kentucky	(N1)	71	93
Dec. 20	Oklahoma City (NR,15)	(A)	58	76
Dec. 21	Rice (2ot)	(A)	80	82
Jan. 2	Florida	(H)	89	77
Jan. 7	Mississippi State	(A)	81	68
Jan. 9	Ole Miss	(A)	69	76
Jan. 14	Alabama (NR,19)	(N2)	77	86
Jan. 21	Georgia	(A)	60	59
Jan. 28	Jacksonville State	(H)	73	64
Feb. 4	Kentucky (NR,7)	(N2)	81	82
Feb. 7	Georgia Tech (ot)	(H)	77	74
Feb. 11	Florida	(H)	77	73
Feb. 13	Georgia	(H)	96	80
Feb. 18	LSU	(A)	80	71
Feb. 20	Tulane	(A)	75	86
Feb. 25	Tennessee	(H)	87	91
Feb. 27	Vanderbilt (NR,7)	(H)	74	65
Mar. 2	Alabama (NR,3)	(N2)	82	93
(N1) Blue-Gray Tournament, Montgomery, Ala.				
(N2) Montgomery, Ala.				
1956-57 Won 13, Lost 8 (8-6 SEC)				
COACH: Joel Eaves				
CAPTAIN: Henry Sturkie				
			AU	Opp.
Dec. 4	Jacksonville State	(H)	72	65
Dec. 8	Rice	(N1)	88	68
Dec. 17	Clemson	(N2)	89	64

Dec. 18	St. Joseph's	(N2)	66	64
Dec. 19	Wake Forest	(N2)	48	58
Jan. 2	Howard	(H)	101	70
Jan. 5	Mississippi State	(H)	86	66
Jan. 7	Ole Miss	(H)	88	66
Jan. 12	Georgia	(A)	72	75
Jan. 19	Alabama (ot)	(N3)	92	88
Jan. 22	Georgia Tech	(H)	74	81
Jan. 26	Georgia	(H)	73	66
Jan. 28	Florida	(H)	76	61
Feb. 2	Vanderbilt	(A)	78	83
Feb. 4	Georgia Tech (ot)	(A)	67	76
Feb. 9	Florida	(A)	73	70
Feb. 16	LSU	(H)	99	62
Feb. 18	Tulane	(H)	78	54
Feb. 23	Tennessee	(A)	75	85
Feb. 25	Kentucky (NR,3)	(A)	85	103
Mar. 1	Alabama (2ot)	(N3)	79	81
(N1) Birmingham, Ala.				
(N2) Carousel Tournament, Charlotte, N.C.				
(N3) Montgomery, Ala.				
1957-58 Won 16, Lost 6 (11-3 SEC)				
COACH: Joel Eaves				
CAPTAIN: Rex Frederick				
			AU	Opp.
Dec. 3	Jacksonville State	(H)	89	50
Dec. 7	Wake Forest	(N1)	78	66
Dec. 13	TCU	(N2)	75	63
Dec. 14	Mississippi State	(N2)	37	52
Dec. 19	Southern Methodist	(A)	65	75
Dec. 20	Baylor	(A)	53	62
Dec. 30	Howard	(H)	106	47
Jan. 4	Mississippi State (NR,9)	(A)	42	70
Jan. 6	Ole Miss	(A)	71	51
Jan. 11	Florida	(A)	66	90
Jan. 18	Alabama	(N3)	65	83
Jan. 22	Georgia Tech	(A)	80	72
Jan. 25	Georgia	(N1)	90	62
Feb. 1	Vanderbilt	(H)	77	69
Feb. 3	Georgia Tech	(H)	99	78
Feb. 8	Georgia	(H)	75	73
Feb. 10	Florida	(H)	76	69
Feb. 15	LSU	(A)	76	58
Feb. 17	Tulane	(A)	63	49
Feb. 22	Tennessee (NR,20)	(H)	72	66
Feb. 24	Kentucky (NR,13)	(N2)	64	63
Mar. 1	Alabama (16,NR)	(N3)	67	65
(N1) Columbus, Ga.				
(N2) Birmingham Classic, Birmingham, Ala.				
(N3) Montgomery, Ala.				
1958 Final Wire Service Poll				
Associated Press				
1. West Virginia	7. Kansas			
2. Cincinnati	8. Notre Dame			
3. Kansas State	9. Kentucky			
4. San Francisco	10. Duke			
5. Temple	16. Auburn			
6. Maryland				
1958-59 Won 20, Lost 2 (12-2 SEC)				
COACH: Joel Eaves				
CAPTAINS: Rex Frederick, Jimmy Lee				
			AU	Opp.
Dec. 2	Jacksonville State	(H)	111	54
Dec. 6	Baylor	(H)	71	60
Dec. 17	Florida State (13,NR)	(H)	95	74
Dec. 19	Wyoming (13,NR)	(N1)	70	47
Dec. 20	Alabama (13,NR)	(N1)	79	60
Dec. 27	Florence State (8,NR)	(H)	104	78
Dec. 29	Florida State (8,NR)	(A)	69	62
Jan. 3	Mississippi State (9,8)	(H)	97	66
Jan. 5	Ole Miss (9,NR)	(H)	60	47
Jan. 10	Florida (6,NR)	(A)	63	54
Jan. 17	Alabama (5,NR)	(N2)	57	55
Jan. 21	Georgia Tech (5,NR)	(H)	66	55
Jan. 24	Georgia (5,NR)	(A)	81	61
Jan. 31	Vanderbilt (4,NR)	(A)	64	61
Feb. 3	Georgia Tech (4,NR)	(A)	51	40
Feb. 7	Georgia (4,NR)	(H)	95	69
Feb. 9	Florida (4,NR)	(H)	93	71
Feb. 14	LSU (4,NR)	(H)	115	67
Feb. 16	Tulane (4,NR)	(H)	79	56
Feb. 21	Kentucky (2,3)	(A)	56	75
Feb. 23	Tennessee (2,NR)	(A)	55	56
Feb. 28	Alabama (6,NR)	(N2)	69	50
(N1) Birmingham Classic, Birmingham, Ala.				
(N2) Montgomery, Ala.				

1959-60 Won 19, Lost 3 (12-2 SEC)

COACH: Joel Eaves

CAPTAIN: Henry Hart

CHAMPIONS

			AU	Opp.
Dec. 1	Florence State	(H)	95	69
Dec. 5	Troy State	(H)	72	46
Dec. 7	Howard	(H)	104	57
Dec. 12	Florida State	(H)	62	58
Dec. 18	Navy	(N1)	61	68
Dec. 19	Alabama	(N1)	59	52
Dec. 28	Florida State	(A)	76	63
Jan. 2	Mississippi State	(A)	64	48
Jan. 4	Ole Miss	(A)	56	64
Jan. 9	Florida	(A)	73	69
Jan. 16	Alabama	(N2)	69	66
Jan. 19	Georgia Tech (NR,6)	(A)	66	59
Jan. 23	Georgia	(A)	59	68
Jan. 30	Vanderbilt	(H)	55	54
Feb. 2	Georgia Tech (NR,6)	(H)	48	45
Feb. 6	Georgia	(H)	72	45
Feb. 8	Florida	(H)	89	51
Feb. 13	LSU (17,NR)	(A)	63	61
Feb. 15	Tulane (ot) (17,NR)	(A)	53	51
Feb. 20	Kentucky (17,NR)	(H)	61	60
Feb. 22	Tennessee (17,NR)	(H)	72	63
Feb. 27	Alabama (ot) (13,NR)	(N2)	63	61

(N1) Birmingham Classic, Birmingham, Ala.

(N2) Montgomery, Ala.

1959 Final Wire Service Polls

Associated Press United Press International

1. Kansas State	1. Kansas State
2. Kentucky	2. Kentucky
3. Miss. State	3. Michigan State
4. Bradley	4. Cincinnati
5. Cincinnati	5. N.C. State
6. N.C. State	6. North Carolina
7. Michigan State	7. Miss. State
8. Auburn	8. Bradley
9. North Carolina	9. California
10. West Virginia	10. Auburn

1960-61 Won 15, Lost 7 (8-6 SEC)

COACH: Joel Eaves

CAPTAINS: Porter Gilbert, Jimmy Fibbe

			AU	Opp.
Dec. 1	Livingston	(H)	90	50
Dec. 3	Huntingdon	(H)	66	44
Dec. 10	Florida State	(H)	74	57
Dec. 16	Virginia Tech (11,NR)	(N1)	76	73
Dec. 17	Alabama (11,NR)	(N1)	74	62
Jan. 2	Florence State (9,NR)	(H)	76	50
Jan. 7	Mississippi State (10,NR)	(H)	48	56
Jan. 9	Ole Miss	(H)	51	40
Jan. 13	Florida	(A)	53	58
Jan. 17	Florida State	(N2)	74	67
Jan. 21	Georgia	(N2)	78	68
Jan. 24	Georgia Tech (ot)	(H)	43	48
Jan. 28	Alabama (ot)	(N3)	66	71
Feb. 4	Vanderbilt	(A)	53	58
Feb. 7	Georgia Tech	(A)	38	36
Feb. 11	Georgia	(H)	73	69
Feb. 13	Florida	(H)	60	78
Feb. 18	LSU	(H)	69	65
Feb. 20	Tulane	(H)	63	44
Feb. 25	Tennessee	(A)	41	38
Feb. 27	Kentucky	(A)	51	77
Mar. 4	Alabama	(N3)	80	69

(N1) Birmingham Classic, Birmingham, Ala.

(N2) Columbus, Ga.

(N3) Montgomery, Ala.

1960 Final Wire Service Polls

Associated Press United Press International

1. Cincinnati	1. California
2. California	2. Cincinnati
3. Ohio State	3. Ohio State
4. Bradley	4. Bradley
5. West Virginia	5. Utah
6. Utah	6. West Virginia
7. Indiana	7. Utah State
8. Utah State	8. Georgia Tech
9. St. Bonaventure	9. Villanova
10. Miami (Fla.)	10. Indiana
11. Auburn	17. Auburn

1961-62 Won 18, Lost 6 (11-3 SEC)

COACH: Joel Eaves

CAPTAIN: Bill Ross

			AU	Opp.
Dec. 4	Jacksonville State	(H)	73	37
Dec. 6	Southwestern Louisiana	(H)	62	46
Dec. 9	Florida State	(H)	52	56
Dec. 15	LSU	(N1)	67	50
Dec. 16	Virginia Tech	(N1)	77	63
Dec. 22	Texas A&M	(N2)	50	62
Dec. 23	Houston	(N2)	49	54
Dec. 30	Florida State	(A)	62	57
Jan. 2	Chattanooga	(H)	67	47
Jan. 6	Mississippi State (NR,9)	(A)	48	51
Jan. 8	Ole Miss	(A)	64	58
Jan. 13	Florida	(A)	40	43
Jan. 20	Alabama	(N3)	60	50
Jan. 23	Georgia Tech	(A)	52	40
Jan. 27	Georgia	(N4)	83	47
Feb. 3	Vanderbilt	(H)	89	68
Feb. 5	Georgia Tech	(H)	48	39
Feb. 10	Georgia	(H)	74	49
Feb. 12	Florida	(H)	64	60
Feb. 17	LSU	(A)	55	50
Feb. 19	Tulane	(A)	81	64
Feb. 24	Tennessee	(H)	60	51
Feb. 26	Kentucky (NR,3)	(H)	60	63
Mar. 4	Alabama	(N3)	62	49

(N1) Birmingham Classic, Birmingham, Ala.

(N2) Houston Classic, Houston, Texas

(N3) Montgomery, Ala.

(N4) Columbus, Ga.

1962-63 Won 18, Lost 4 (10-4 SEC)

COACH: Joel Eaves

CAPTAIN: Layton Johns

			AU	Opp.
Dec. 4	Howard	(H)	69	50
Dec. 8	Florida State	(H)	65	47
Dec. 14	Texas Tech	(H)	86	57
Dec. 17	Chattanooga	(H)	79	37
Dec. 19	Spring Hill	(H)	71	51
Dec. 21	Florida State (2ot)	(A)	77	70
Dec. 28	Xavier	(N1)	64	57
Dec. 29	Houston (ot)	(N1)	71	69
Jan. 5	Mississippi State	(H)	53	62
Jan. 7	Ole Miss	(H)	79	44
Jan. 12	Florida	(A)	81	56
Jan. 19	Alabama (ot)	(N2)	81	78
Jan. 22	Georgia Tech (NR,9)	(A)	64	69
Jan. 26	Georgia	(A)	78	62
Feb. 2	Vanderbilt	(A)	62	59
Feb. 9	Georgia (ot)	(H)	70	67
Feb. 11	Florida	(H)	88	59
Feb. 16	LSU	(H)	82	57
Feb. 18	Tulane	(H)	63	61
Feb. 23	Kentucky (9,NR)	(A)	59	78
Feb. 25	Tennessee	(A)	47	55
Mar. 2	Alabama (ot)	(N2)	74	67

(N1) Sugar Bowl Tournament, New Orleans, La.

(N2) Montgomery, Ala.



BILL LYNN

1964-73

10 Year Career

Record: 130-124

(84-88 SEC)

1963-64 Won 11, Lost 12 (6-8 SEC)

COACH: Billy Lynn

CAPTAINS: Larry Chapman, John Blackwell

			AU	Opp.
Dec. 3	Howard	(H)	102	44
Dec. 7	Florida State	(A)	67	69
Dec. 14	Southern Mississippi	(H)	80	74
Dec. 19	Texas Tech	(A)	71	83
Dec. 20	SMU	(A)	70	84
Dec. 27	Athens College	(H)	83	51
Dec. 30	Duke	(N1)	67	84
Dec. 31	Loyola (New Orleans)	(N1)	62	52
Jan. 4	Mississippi State (ot)	(A)	64	63

Jan. 6	Ole Miss (ot)	(A)	58	59
Jan. 11	Florida	(A)	46	63
Jan. 18	Alabama	(N2)	72	86
Jan. 25	Florida	(A)	85	77
Jan. 28	Florida State	(H)	63	59
Feb. 1	Vanderbilt (NR,5)	(H)	81	63
Feb. 3	Georgia Tech	(H)	57	62
Feb. 8	Georgia	(H)	67	71
Feb. 10	Florida	(H)	79	58
Feb. 15	LSU	(A)	66	86
Feb. 17	Tulane	(A)	78	72
Feb. 22	Kentucky (NR,3)	(N2)	79	99
Feb. 24	Tennessee	(H)	62	68
Feb. 29	Alabama	(N2)	83	76

(N1) Sugar Bowl Tournament, New Orleans, La.

(N2) Montgomery, Ala.

1964-65 Won 16, Lost 9 (11-5 SEC)

COACH: Bill Lynn

CAPTAIN: Freddie Guy

			AU	Opp.
Dec. 1	Georgia Tech	(A)	60	52
Dec. 5	Florida State	(H)	92	68
Dec. 15	Houston	(N1)	48	50
Dec. 17	Rice	(N1)	94	71
Dec. 21	Georgia Southern	(H)	80	64
Dec. 27	Clemson	(N2)	65	77
Dec. 29	Furman	(N2)	107	86
Jan. 2	Mississippi State	(A)	71	70
Jan. 4	Ole Miss	(A)	77	53
Jan. 9	Florida	(H)	74	63
Jan. 11	Ole Miss	(H)	67	52
Jan. 16	Alabama	(N3)	93	68
Jan. 18	Kentucky	(A)	67	73
Jan. 23	Georgia	(H)	95	65
Jan. 25	Florida State	(A)	55	58
Jan. 30	Vanderbilt	(A)	77	105
Feb. 6	Georgia	(A)	60	62
Feb. 7	Florida	(A)	83	79
Feb. 13	LSU	(H)	101	60
Feb. 15	Tulane	(H)	87	73
Feb. 20	Kentucky	(H)	88	69
Feb. 22	Tennessee (NR,8)	(A)	38	69
Feb. 26	Georgia Tech	(H)	54	59
Mar. 1	Vanderbilt (NR,9)	(H)	64	79
Mar. 6	Alabama	(N3)	80	60

(N1) Bluebonnet Bowl Tournament, Houston, Texas

(N2) Poinsettia Classic, Greenville, S.C.

(N3) Montgomery, Ala.

1965-66 Won 16, Lost 10 (8-8 SEC)

COACH: Bill Lynn

CAPTAIN: Lee DeFore

			AU	Opp.
Dec. 2	Rice	(H)	91	74
Dec. 7	Jacksonville State	(H)	78	50
Dec. 11	Jacksonville Univ.	(H)	77	69
Dec. 18	Georgia Tech	(A)	79	74
Dec. 20	Columbia (ot)	(N1)	76	75
Dec. 21	Florida State	(N1)	59	58
Dec. 27	Florida State	(N2)	80	64
Dec. 29	Dayton	(N3)	71	85
Dec. 30	Houston	(N3)	76	89
Jan. 3	Mississippi State	(H)	72	83
Jan. 8	LSU	(A)	74	66
Jan. 11	Tulane	(A)	92	58
Jan. 17	Tennessee	(H)	51	47
Jan. 22	Alabama	(N4)	90	71
Jan. 24	Florida	(H)	64	68
Jan. 29	Kentucky (NR,2)	(A)	78	115
Jan. 31	Vanderbilt (NR,4)	(A)	63	68
Feb. 5	Ole Miss	(A)	70	55
Feb. 9	Florida	(A)	86	66
Feb. 12	Kentucky (NR,1)	(H)	64	77
Feb. 14	Vanderbilt (NR,5)	(H)	76	91
Feb. 16	Georgia	(A)	74	83
Feb. 19	Georgia Tech	(H)	90	73
Feb. 23	Georgia	(H)	74	63
Feb. 26	Ole Miss	(H)	86	74
Mar. 5	Alabama	(N4)	83	88

(N1) Tampa Invitational, Tampa, Fla.

(N2) Pensacola, Fla.

(N3) Sugar Bowl Tournament, New Orleans, La.

(N4) Montgomery, Ala.

1966-67 Won 17, Lost 8 (12-6 SEC)
 COACH: Bill Lynn
 CAPTAIN: Bobby Buisson

		AU	Opp.
Dec. 1	Citadel	(A)	105 83
Dec. 6	Louisiana Tech	(H)	88 77
Dec. 10	Southwestern Louisiana	(H)	78 68
Dec. 16	Tennessee	(A)	49 73
Dec. 17	Miami (Fla.)	(N1)	73 87
Dec. 21	Georgia Tech (ot)	(A)	76 78
Dec. 27	Florida State	(N2)	67 59
Dec. 28	TCU	(N2)	80 79
Dec. 31	Vanderbilt (NR,9)	(H)	64 51
Jan. 3	LSU	(H)	70 59
Jan. 7	Ole Miss	(A)	67 56
Jan. 9	Miss. State (ot) (NR,10)	(A)	54 59
Jan. 16	Vanderbilt	(A)	65 71
Jan. 21	Kentucky	(A)	58 60
Jan. 28	Georgia	(H)	73 64
Jan. 30	Florida	(H)	87 61
Feb. 1	Georgia	(A)	62 49
Feb. 8	LSU	(A)	80 63
Feb. 11	Alabama	(N3)	66 63
Feb. 13	Mississippi State	(H)	68 57
Feb. 18	Florida	(A)	59 79
Feb. 20	Ole Miss	(H)	86 67
Feb. 25	Tennessee (NR,9)	(H)	45 54
Feb. 27	Kentucky	(H)	60 49
Mar. 3	Alabama (ot)	(N3)	99 96

(A1,N1) Volunteer Invitational, Knoxville, Tenn.
 (N2) Mobile Invitational, Mobile, Ala.
 (N3) Montgomery, Ala.

1967-68 Won 13, Lost 13 (8-10 SEC)

COACH: Bill Lynn
 CAPTAIN: Alex Howell

		AU	Opp.
Dec. 1	Citadel	(H)	70 73
Dec. 4	Vanderbilt (NR,9)	(A)	65 78
Dec. 9	Wake Forest	(A)	66 63
Dec. 16	Georgia Tech	(A)	63 52
Dec. 18	St. Bonaventure	(N1)	73 77
Dec. 19	Rutgers	(N1)	70 62
Dec. 27	Arkansas	(N2)	65 58
Dec. 28	Oklahoma City	(A2)	68 78
Dec. 29	Virginia Tech	(N2)	76 61
Jan. 3	LSU	(A)	72 76
Jan. 6	Ole Miss	(H)	90 71
Jan. 8	Mississippi State	(H)	62 66
Jan. 15	Vanderbilt (NR,8)	(H)	65 74
Jan. 20	Kentucky (NR,9)	(H)	74 73
Jan. 27	Georgia	(A)	74 76
Jan. 29	Florida	(A)	60 65
Jan. 31	Georgia	(H)	62 56
Feb. 7	LSU	(H)	74 69
Feb. 10	Alabama	(A)	63 64
Feb. 12	Mississippi State	(A)	74 72
Feb. 17	Florida	(H)	73 65
Feb. 19	Ole Miss	(A)	56 57
Feb. 24	Tennessee	(A)	53 52
Feb. 26	Kentucky (NR,5)	(A)	57 89
Mar. 2	Alabama	(H)	73 69
Mar. 3	Tennessee (ot)	(H)	54 63

(N1) Tampa Invitational, Tampa, Fla.
 (A2,N2) All-College Tournament, Oklahoma City, Okla.

1968-69 Won 15, Lost 10 (10-8 SEC)

COACH: Bill Lynn
 CAPTAIN: Tom Perry

		AU	Opp.
Nov. 30	South Carolina	(A)	49 51
Dec. 14	Ole Miss	(A)	75 64
Dec. 16	Mississippi State	(A)	59 65
Dec. 18	Southwestern Louisiana	(A)	76 80
Dec. 19	Louisiana Tech	(A)	97 84
Dec. 21	Clemson	(N1)	92 72
Dec. 27	Southern Mississippi	(N2)	73 70
Dec. 28	Xavier	(N2)	75 73
Jan. 4	Florida	(A)	59 68
Jan. 6	Georgia	(A)	69 74
Jan. 11	LSU	(H)	90 71
Jan. 15	Alabama	(H)	78 63
Jan. 20	Georgia	(H)	84 85
Jan. 25	Vanderbilt	(A)	92 79

Feb. 1	Tennessee	(A)	59 64
Feb. 3	Kentucky (NR,5)	(A)	93 105
Feb. 8	Florida (ot)	(H)	81 80
Feb. 12	Mississippi State	(H)	87 68
Feb. 15	LSU	(A)	81 93
Feb. 17	Alabama	(A)	60 53
Feb. 22	Vanderbilt	(H)	85 75
Feb. 24	Georgia Tech	(H)	87 85
Mar. 1	Tennessee	(H)	71 60
Mar. 3	Kentucky (NR,17)	(H)	86 90
Mar. 8	Ole Miss	(H)	80 70

(N1) Birmingham, Ala.; (N2) Mobile Classic, Mobile, Ala.

1969-70 Won 15, Lost 11 (11-7 SEC)

COACH: Bill Lynn
 CAPTAINS: Carl Shetler, Bill Alexander

		AU	Opp.
Dec. 1	South Carolina (NR,1)	(H)	64 86
Dec. 4	Clemson	(A)	61 60
Dec. 6	Wake Forest	(H)	81 95
Dec. 13	Ole Miss	(H)	91 77
Dec. 15	Mississippi State	(H)	94 66
Dec. 17	North Carolina State	(A)	69 76
Dec. 19	St. Louis	(N1)	70 66
Dec. 20	Dartmouth	(N1)	85 76
Dec. 27	Buffalo	(N2)	84 61
Jan. 3	Florida	(H)	91 75
Jan. 5	Georgia	(H)	64 68
Jan. 10	LSU	(A)	79 70
Jan. 12	Alabama	(A)	86 77
Jan. 17	Georgia Tech	(A)	74 86
Jan. 19	Georgia	(A)	67 71
Jan. 24	Vanderbilt	(A)	84 75
Jan. 31	Tennessee	(H)	61 55
Feb. 2	Kentucky (NR,2)	(H)	83 84
Feb. 7	Florida	(A)	68 70
Feb. 11	Miss. State (ot)	(A)	71 69
Feb. 14	Alabama	(H)	121 78
Feb. 16	LSU	(H)	64 70
Feb. 21	Vanderbilt	(H)	74 92
Feb. 28	Tennessee	(A)	77 64
Mar. 2	Kentucky (NR,1)	(A)	81 102
Mar. 7	Ole Miss	(A)	67 66

(N1) Vanderbilt Classic, Nashville, Tenn.
 (N2) Birmingham, Ala.

1970-71 Won 11, Lost 15 (8-10 SEC)

COACH: Bill Lynn
 CAPTAIN: Jimmy Walker

		AU	Opp.
Dec. 1	Louisiana Tech	(H)	93 87
Dec. 3	South Carolina (NR,2)	(A)	69 86
Dec. 5	No. Carolina St. (NR,19)	(H)	91 85
Dec. 12	Ole Miss	(A)	96 108
Dec. 14	Mississippi State	(A)	73 70
Dec. 19	Georgia Tech	(N1)	76 87
Dec. 21	Houston	(A)	76 79
Dec. 29	Xavier	(N2)	86 73
Dec. 30	Old Dominion	(A2)	76 89
Jan. 2	Florida	(A)	60 66
Jan. 4	Georgia	(A)	79 58
Jan. 9	LSU	(H)	92 106
Jan. 11	Alabama	(H)	83 72
Jan. 14	Georgia Tech	(A)	81 90
Jan. 18	Georgia	(H)	76 77
Jan. 23	Vanderbilt	(A)	86 107
Jan. 30	Tennessee (NR,8)	(A)	68 90
Feb. 1	Kentucky (NR,11)	(A)	76 114
Feb. 6	Florida	(H)	85 70
Feb. 10	Mississippi State	(H)	92 68
Feb. 13	Alabama	(A)	92 76
Feb. 15	LSU	(A)	94 114
Feb. 20	Vanderbilt	(H)	96 94
Feb. 27	Tennessee (NR,17)	(H)	71 76
Mar. 1	Kentucky (NR,10)	(H)	83 102
Mar. 6	Ole Miss	(H)	86 85

(N1) Birmingham, AL; (A2,N2) Old Dominion Tour., Norfolk, VA

1971-72 Won 10, Lost 16 (6-12 SEC)

COACH: Bill Lynn
 CAPTAIN: Henry Harris

		AU	Opp.
Dec. 1	South Carolina (NR,12)	(H)	63 84

Dec. 4	Athens College	(H)	95 71
Dec. 11	Georgia Tech	(A)	76 62
Dec. 13	Mississippi State	(H)	85 75
Dec. 16	Louisiana Tech	(A)	82 107
Dec. 18	Xavier	(N1)	60 71
Dec. 29	Furman	(A2)	103 78
Dec. 30	Clemson	(N2)	67 77
Jan. 3	Ole Miss	(H)	65 69
Jan. 8	Florida	(H)	79 74
Jan. 10	Georgia	(H)	99 93
Jan. 15	LSU	(A)	77 73
Jan. 22	Alabama	(A)	66 89
Jan. 24	Georgia	(A)	72 79
Jan. 29	Vanderbilt	(A)	77 85
Feb. 5	Tennessee	(H)	67 76
Feb. 7	Kentucky	(H)	72 78
Feb. 12	Florida	(A)	103 100
Feb. 14	LSU	(H)	85 77
Feb. 15	Georgia Tech	(H)	91 77
Feb. 19	Alabama	(H)	78 79
Feb. 21	Mississippi State	(A)	60 62
Feb. 26	Vanderbilt	(H)	87 93
Mar. 4	Tennessee	(A)	70 80
Mar. 6	Kentucky	(A)	67 102
Mar. 9	Ole Miss	(A)	83 89

(N1) Birmingham, Ala.
 (N2) Poinsettia Tournament, Greenville, S.C.

1972-73 Won 6, Lost 20 (4-14 SEC)

COACH: Bill Lynn
 CAPTAIN: Gary England

		AU	Opp.
Nov. 25	Georgia Tech	(A)	83 90
Dec. 1	South Alabama	(H)	64 68
Dec. 7	Eastern Illinois	(H)	82 75
Dec. 15	Southern Cal	(A1)	66 73
Dec. 16	Western Kentucky	(N1)	72 87
Dec. 18	Dayton	(A)	63 106
Dec. 19	Xavier	(A)	60 67
Jan. 2	Ole Miss	(A)	66 58
Jan. 6	Florida	(A)	55 65
Jan. 8	Georgia (ot)	(A)	72 84
Jan. 13	LSU	(H)	60 79
Jan. 15	Mississippi State	(H)	82 77
Jan. 20	Alabama (NR,11)	(H)	64 76
Jan. 22	Georgia	(H)	64 68
Jan. 27	Vanderbilt	(H)	81 77
Feb. 3	Tennessee	(A)	74 82
Feb. 5	Kentucky	(A)	57 88
Feb. 10	Florida (ot)	(H)	74 76
Feb. 12	LSU	(A)	74 76
Feb. 17	Alabama (NR,17)	(A)	75 87
Feb. 19	Mississippi State	(A)	87 94
Feb. 24	Vanderbilt	(A)	70 98
Feb. 26	Georgia Tech	(H)	79 69
Mar. 3	Kentucky	(H)	79 91
Mar. 5	Tennessee	(H)	72 80
Mar. 8	Ole Miss	(H)	77 73

(A1,N1) Trojan Classic, Los Angeles, Calif.



BOB DAVIS
 1974-78
 5 Year Career
 Record: 70-61
 (42-48 SEC)

1973-74 Won 10, Lost 16 (5-13 SEC)

COACH: Bob Davis
 CAPTAIN: Mike Christian

		AU	Opp.
Nov. 30	Clemson	(A1)	72 87
Dec. 1	Jacksonville (NR,17)	(N1)	78 90
Dec. 4	Western Carolina	(H)	95 85
Dec. 8	Virginia Tech	(H)	76 74
Dec. 13	Georgia Tech	(A)	88 86
Dec. 21	UTEP	(A2)	56 68
Dec. 22	Lamar	(N2)	88 78
Jan. 5	Tennessee	(H)	77 89
Jan. 7	Ole Miss	(A)	65 93

Jan. 12	Kentucky	(A)	58	79
Jan. 14	Florida	(H)	81	92
Jan. 19	Vanderbilt (NR,8)	(A)	51	96
Jan. 21	Mississippi State	(A)	87	81
Jan. 26	LSU	(H)	76	87
Jan. 28	Georgia	(A)	82	85
Feb. 2	Alabama (NR,8)	(H)	64	73
Feb. 4	Tennessee	(A)	80	88
Feb. 9	Ole Miss	(H)	85	75
Feb. 11	Kentucky (ot)	(H)	99	97
Feb. 16	Florida	(A)	77	85
Feb. 18	Vanderbilt (NR,5)	(H)	79	89
Feb. 23	Mississippi State	(H)	60	67
Feb. 25	LSU	(A)	96	89
Feb. 27	Georgia Tech	(H)	92	70
Mar. 2	Georgia	(H)	97	84
Mar. 4	Alabama (NR,7)	(A)	84	97

(A1,N1) IPTAY Tournament, Clemson, S.C.

(A2,N2) Sun Bowl Tournament, El Paso, Texas

1974-75 Won 18, Lost 8 (12-6 SEC)

COACH: Bob Davis

CAPTAINS: Eddie Johnson, Gary Redding

			AU	Opp.
Dec. 2	South Florida	(H)	77	52
Dec. 7	Butler	(A)	74	71
Dec. 9	Western Carolina	(H)	85	77
Dec. 14	Virginia Tech	(A)	82	83
Dec. 27	Clemson	(N1)	59	63
Dec. 28	Navy	(N1)	73	69
Jan. 4	Tennessee	(A)	81	96
Jan. 6	Ole Miss	(H)	104	86
Jan. 11	Kentucky (NR,7)	(H)	90	85
Jan. 13	Florida	(A)	84	68
Jan. 15	Georgia Tech	(A)	87	75
Jan. 18	Vanderbilt	(H)	93	89
Jan. 20	Mississippi State	(H)	98	89
Jan. 25	LSU (20,NR)	(A)	87	78
Jan. 27	Georgia (14,NR)	(H)	65	64
Feb. 1	Alabama (14,9)	(A)	53	77
Feb. 3	Tennessee (NR,18)	(H)	62	59
Feb. 8	Ole Miss	(A)	70	72
Feb. 10	Kentucky (NR,5)	(A)	76	119
Feb. 15	Florida	(H)	76	75
Feb. 17	Vanderbilt	(A)	78	85
Feb. 22	Mississippi State	(A)	78	74
Feb. 24	LSU	(H)	110	94
Mar. 1	Georgia (ot)	(A)	90	93
Mar. 3	VCU	(H)	117	72
Mar. 8	Alabama (NR,7)	(H)	76	70

(N1) Pillsbury's Best Tournament, Minneapolis, Minn.

1975-76 Won 16, Lost 10 (11-7 SEC)

COACH: Bob Davis

CAPTAINS: Eddie Johnson, Gary Redding

			AU	Opp.
Dec. 1	Butler	(H)	80	69
Dec. 3	Western Carolina (17,NR)	(A)	88	76
Dec. 13	South Florida (17,NR)	(A)	79	78
Dec. 19	SMU (17,NR) (ot)	(N1)	85	87
Dec. 20	Tulsa (17,NR)	(N1)	92	74
Dec. 26	Duke	(A)	74	85
Dec. 27	N.C. State (NR,9)	(A)	74	79
Jan. 3	LSU	(A)	102	86
Jan. 5	Ole Miss	(A)	72	66
Jan. 10	Alabama (NR,10)	(H)	62	63
Jan. 12	Mississippi State	(H)	75	70
Jan. 17	Georgia	(A)	94	70
Jan. 19	Tennessee (NR,9)	(A)	78	83
Jan. 24	Vanderbilt	(H)	59	71
Jan. 26	Kentucky (ot)	(H)	91	84
Jan. 31	Florida	(A)	92	86
Feb. 7	Alabama (NR,17)	(A)	75	86
Feb. 9	Mississippi State	(A)	74	75
Feb. 11	Georgia Tech	(H)	72	51
Feb. 14	Georgia	(H)	88	79
Feb. 16	Tennessee (NR,8) (ot)	(H)	73	72
Feb. 21	Vanderbilt	(A)	72	80
Feb. 23	Kentucky	(A)	82	93
Feb. 28	Florida	(H)	89	80
Mar. 6	LSU	(H)	90	80
Mar. 8	Ole Miss	(H)	103	88

(N1) Sun Carnival Classic, El Paso, Texas

1976-77 Won 13, Lost 13 (6-12 SEC)

COACH: Bob Davis

CAPTAINS: Eddie Johnson, Pepto Bolden

			AU	Opp.
Nov. 26	Jacksonville	(N1)	92	67
Nov. 29	Appalachian State	(H)	84	61
Dec. 1	Richmond	(H)	86	63
Dec. 4	Fairleigh Dickinson	(H)	86	59
Dec. 16	VCU	(A)	109	59
Dec. 28	Creighton (20,NR)	(N2)	76	81
Dec. 29	Rutgers (20,NR)	(N2)	78	75
Jan. 3	Alabama (20,4)	(H)	71	74
Jan. 5	Mississippi State	(H)	79	81
Jan. 8	Tennessee	(A)	79	87
Jan. 10	Georgia	(A)	95	71
Jan. 15	Kentucky (NR,2)	(H)	68	75
Jan. 17	Vanderbilt	(H)	74	69
Jan. 22	Florida	(H)	73	77
Jan. 29	LSU	(A)	73	77
Jan. 31	Ole Miss	(A)	72	65
Feb. 5	Tennessee (NR,11)	(H)	83	93
Feb. 7	Georgia	(H)	83	74
Feb. 12	Kentucky (NR,3)	(A)	82	89
Feb. 14	Vanderbilt (ot)	(A)	76	71
Feb. 19	Florida	(A)	68	79
Feb. 21	Jacksonville	(A)	80	66
Feb. 26	LSU	(H)	76	86
Feb. 28	Ole Miss	(H)	97	84
Mar. 5	Alabama (NR,12)	(A)	77	81
Mar. 7	Mississippi State	(A)	75	89

(N1) Birmingham, Ala.

(N2) Louisville Holiday Classic, Louisville, Ky.

1977-78 Won 13, Lost 14 (8-10 SEC)

COACH: Bob Davis

CAPTAINS: Mike Mitchell, Stan Pietkiewicz, Myles Patrick

			AU	Opp.
Dec. 1	Houston	(H)	87	88
Dec. 3	South Florida	(H)	71	54
Dec. 9	Southern Illinois	(N1)	66	65
Dec. 10	Oklahoma State	(N1)	112	94
Dec. 17	Iona College	(A)	82	105
Dec. 29	Southern Cal	(N2)	74	85
Dec. 30	Temple	(N2)	73	74
Jan. 2	Georgia	(A)	76	69
Jan. 4	Tennessee	(A)	76	80
Jan. 7	Vanderbilt	(H)	74	61
Jan. 9	Kentucky (NR,1)	(H)	77	101
Jan. 14	Florida	(A)	81	72
Jan. 21	Ole Miss	(A)	75	84
Jan. 23	LSU	(A)	79	90
Jan. 28	Alabama	(H)	74	81
Jan. 30	Mississippi State	(H)	85	74
Feb. 1	Georgia Tech	(A)	77	72
Feb. 4	Vanderbilt	(A)	78	91
Feb. 6	Kentucky (NR,1)	(A)	81	104
Feb. 11	Florida	(H)	92	84
Feb. 13	Oral Roberts	(H)	82	78
Feb. 18	Ole Miss	(H)	92	67
Feb. 20	LSU (ot)	(H)	95	101
Feb. 25	Alabama	(A)	86	89
Feb. 27	Mississippi State (ot)	(A)	82	83
Mar. 4	Georgia	(H)	81	80
Mar. 6	Tennessee	(H)	107	94

(N1) Marshall Tournament, Huntington, W. Va.

(N2) Sugar Bowl Tournament, New Orleans, La.



SONNY SMITH

1979-89

11 Year Career

Record: 173-154

(84-114 SEC)

1978-79 Won 13, Lost 16 (5-13 SEC)

COACH: Sonny Smith

CAPTAINS: Bubba Price, Rich Valavicius

			AU	Opp.
Dec. 1	Southwestern Louisiana	(N1)	83	82

Dec. 4	Florida State	(H)	70	71
Dec. 9	Iona	(H)	74	66
Dec. 12	Richmond	(A)	84	72
Dec. 15	Oklahoma	(N1)	78	70
Dec. 16	Navy	(N1)	63	57
Dec. 21	Georgia Tech	(N2)	60	57
Jan. 3	Vanderbilt	(H)	55	57
Jan. 6	Florida	(H)	91	86
Jan. 8	Oral Roberts	(A)	62	63
Jan. 11	Georgia	(A)	84	77
Jan. 13	Ole Miss	(A)	62	77
Jan. 15	LSU (NR,13)	(A)	82	94
Jan. 20	Alabama (NR,18)	(H)	76	83
Jan. 22	Mississippi State	(H)	72	74
Jan. 25	Kentucky (ot)	(H)	83	86
Jan. 27	Vanderbilt (NR,19)	(A)	59	66
Jan. 29	Kentucky	(A)	59	66
Feb. 3	Florida (ot)	(A)	93	92
Feb. 7	Tennessee	(A)	62	73
Feb. 10	Ole Miss (2ot)	(H)	56	54
Feb. 12	LSU (NR,8)	(H)	68	78
Feb. 17	Alabama (NR,20)	(A)	73	80
Feb. 19	Mississippi State	(A)	66	73
Feb. 22	Georgia	(H)	73	68
Feb. 24	Tennessee	(H)	55	60
Feb. 28	Vanderbilt	(N3)	59	53
Mar. 1	Georgia (4ot)	(N3)	95	91
Mar. 2	Tennessee (NR,20)	(N3)	64	75

(N1) Big Sun Tournament, St. Petersburg, Fla.

(N2) Birmingham, Ala.

(N3) SEC Tournament, Birmingham, Ala.

1979-80 Won 10, Lost 18 (5-13 SEC)

COACH: Sonny Smith

CAPTAIN: Rich Valavicius

			AU	Opp.
Dec. 3	Texas Wesleyan	(H)	90	51
Dec. 5	Ole Miss	(H)	76	73
Dec. 7	Arkansas State (ot)	(N1)	62	69
Dec. 8	George Washington	(N1)	60	71
Dec. 12	Tennessee	(A)	58	61
Dec. 15	South Florida	(A)	74	56
Dec. 18	Austin Peay	(N2)	65	61
Dec. 21	Long Beach State	(N3)	74	69
Dec. 22	Southwestern Louisiana	(N3)	75	92
Jan. 2	Kentucky (NR,2)	(A)	65	67
Jan. 5	Florida	(H)	82	62
Jan. 9	Vanderbilt	(A)	57	66
Jan. 12	Mississippi State	(H)	77	67
Jan. 16	LSU (NR,14)	(A)	82	93
Jan. 19	Georgia	(H)	58	53
Jan. 23	Alabama (ot)	(H)	46	50
Jan. 26	Ole Miss	(A)	54	71
Jan. 30	Kentucky (NR,3)	(H)	62	64
Feb. 2	Florida	(A)	60	70
Feb. 4	Florida State	(A)	69	73
Feb. 6	Vanderbilt	(H)	73	77
Feb. 9	Mississippi State	(A)	72	76
Feb. 13	LSU (NR,5)	(H)	44	50
Feb. 16	Georgia (ot)	(A)	69	65
Feb. 20	Alabama	(A)	47	59
Feb. 23	Tennessee	(H)	63	72
Feb. 27	Georgia	(N)	79	71
Feb. 28	Kentucky (NR,2)	(N)	61	69

(N1) Show-Me Classic, Columbia, Mo.

(N2) Birmingham, Ala.

(N3) Bayou Classic, Lafayette, La.

(N4) SEC Tournament, Birmingham, Ala.

1980-81 Won 11, Lost 16 (4-14 SEC)

COACH: Sonny Smith

CO-CAPTAINS: Darrell Lockhart, Earl Banks

			AU	Opp.
Dec. 1	Towson State	(H)	87	63
Dec. 3	Tennessee	(H)	75	65
Dec. 6	Armstrong State	(H)	79	70
Dec. 8	Tennessee Tech	(H)	77	62
Dec. 13	Eckerd College	(H)	106	66
Dec. 17	Florida State	(N)	78	74
Dec. 20	Austin Peay	(A)	52	51
Dec. 29	Air Force (ot)	(N1)	46	48
Dec. 30	Columbia	(N1)	63	55
Jan. 3	Ole Miss	(A)	45	46
Jan. 7	Kentucky (NR,4)	(H)	66	79

Jan. 10	Florida	(A)	59	63
Jan. 14	Vanderbilt	(H)	81	97
Jan. 17	Mississippi State	(A)	61	69
Jan. 21	LSU (NR,5)	(H)	64	74
Jan. 24	Georgia	(A)	63	67
Jan. 28	Alabama	(A)	73	83
Jan. 31	Ole Miss	(H)	58	61
Feb. 4	Kentucky (NR,6)	(A)	74	102
Feb. 7	Florida	(H)	50	55
Feb. 11	Vanderbilt	(A)	69	55
Feb. 14	Mississippi State	(H)	66	55
Feb. 18	LSU (NR,4)	(A)	47	58
Feb. 21	Georgia	(H)	65	76
Feb. 25	Alabama	(H)	56	54
Feb. 28	Tennessee (NR,10)	(A)	63	75
Mar. 4	Florida (ot)	(N2)	48	50

(N1) Blade Glass Classic, Toledo, Ohio
(N2) SEC Tournament, Birmingham, Ala.

1981-82 Won 14, Lost 14 (7-11 SEC)

COACH: Sonny Smith

CO-CAPTAINS: Darrell Lockhart, Alvin Mumphord

			AU	Opp.
Nov. 30	Mississippi College	(H)	88	54
Dec. 2	Stetson	(H)	60	59
Dec. 5	Austin Peay	(H)	67	56
Dec. 7	Tennessee Tech	(A)	88	61
Dec. 12	Tennessee	(A)	79	86
Dec. 19	Florida State	(A)	77	76
Dec. 21	Cal State-Chico	(H)	104	61
Dec. 29	William & Mary	(N1)	48	58
Dec. 30	Duke	(N1)	71	72
Jan. 2	Ole Miss	(H)	75	71
Jan. 6	Kentucky (NR,3)	(A)	71	83
Jan. 9	Florida	(H)	80	60
Jan. 13	Vanderbilt	(A)	68	78
Jan. 16	Mississippi State	(H)	62	49
Jan. 20	LSU	(A)	68	69
Jan. 23	Georgia	(H)	82	74
Jan. 27	Alabama (NR,13)	(H)	65	67
Jan. 30	Ole Miss	(A)	57	64
Feb. 3	Kentucky (NR,9) (ot)	(H)	83	81
Feb. 6	Florida	(A)	66	69
Feb. 10	Vanderbilt	(H)	60	71
Feb. 13	Mississippi State	(A)	45	59
Feb. 17	LSU	(H)	82	72
Feb. 20	Georgia	(A)	56	57
Feb. 24	Alabama (NR,17)	(A)	72	74
Feb. 27	Tennessee (NR,19)	(H)	56	54
Mar. 3	Mississippi State OT	(N2)	38	36
Mar. 4	Kentucky (NR,15)	(N2)	66	89

(N1) Iron Duke Classic, Durham, N.C.
(N2) SEC Tournament, Lexington, Ky.

1982-83 Won 15, Lost 13 (8-10 SEC)

COACH: Sonny Smith

CO-CAPTAINS: Darrell Lockhart, Alvin Mumphord

			AU	Opp.
Nov. 26	UAB	(A)	63	61
Nov. 29	Mercer	(H)	85	76
Dec. 1	Florida State	(H)	78	68
Dec. 4	Tennessee Tech	(H)	74	65
Dec. 6	Stetson	(A)	58	59
Dec. 8	Houston (NR,9)	(A)	65	77
Dec. 18	Florida International	(H)	115	77
Dec. 28	Cal State Fullerton	(N1)	69	60
Dec. 29	Utah	(A1)	71	62
Jan. 3	Mississippi State	(H)	77	66
Jan. 5	Alabama (NR,5)	(H)	91	80
Jan. 8	Florida	(A)	75	92
Jan. 15	Kentucky (NR,6)	(A)	75	67
Jan. 17	Vanderbilt	(A)	62	64
Jan. 22	Georgia (20,NR)	(H)	66	64
Jan. 24	Tennessee	(H)	77	80
Jan. 29	LSU	(A)	64	62
Jan. 31	Ole Miss	(A)	48	61
Feb. 5	Florida	(H)	62	54
Feb. 12	Kentucky (NR,13)	(H)	69	71
Feb. 14	Vanderbilt	(H)	72	71
Feb. 19	Georgia	(A)	60	67
Feb. 22	Tennessee	(A)	74	82
Feb. 26	LSU	(H)	61	87
Mar. 1	Ole Miss	(H)	82	59
Mar. 3	Mississippi State	(A)	53	69

Mar. 6	Alabama	(A)	78	86
Mar. 10	Alabama	(N2)	61	62

(A1,N1) Utah Hilton Classic, Salt Lake City, Utah
(N2) SEC Tournament, Birmingham, Ala.

1983-84 Won 20, Lost 11 (12-6 SEC)

COACH: Sonny Smith

			AU	Opp.
Nov. 28	Columbus College	(H)	58	54
Dec. 2	UAB (ot)	(A)	62	69
Dec. 5	Florida State	(A)	76	69
Dec. 8	Youngstown State	(N1)	78	52
Dec. 9	South Alabama	(A1)	73	95
Dec. 14	Mercer	(A)	65	63
Dec. 19	Eastern Kentucky	(H)	100	60
Dec. 22	Mississippi State	(A)	73	55
Dec. 27	Wake Forest (NR,10)	(N2)	67	76
Dec. 28	Villanova	(N2)	95	83
Jan. 5	Alabama	(A)	91	86
Jan. 7	Florida	(H)	82	66
Jan. 13	Kentucky (NR,2)	(H)	82	63
Jan. 17	Vanderbilt	(H)	71	73
Jan. 22	Georgia	(A)	86	90
Jan. 24	Tennessee	(A)	79	72
Jan. 27	LSU (NR,10)	(H)	80	78
Jan. 31	Ole Miss (19,NR)	(H)	60	50
Feb. 5	Florida (19,NR)	(A)	67	65
Feb. 11	Kentucky (16,6)	(A)	64	84
Feb. 13	Vanderbilt	(A)	73	67
Feb. 18	Georgia	(H)	81	63
Feb. 20	Tennessee	(H)	54	57
Feb. 25	LSU	(A)	80	81
Feb. 27	Ole Miss	(A)	71	72
Mar. 1	Mississippi State	(H)	68	53
Mar. 3	Alabama	(H)	83	70
Mar. 8	Vanderbilt	(N3)	59	58
Mar. 9	Tennessee	(N3)	60	58
Mar. 10	Kentucky (NR,3)	(N3)	49	51
Mar. 15	Richmond	(N4)	71	72

(A1,N1) Colonial Classic, Mobile, Ala.
(N2) Gator Bowl Tournament, Jacksonville, Fla.
(N3) SEC Tournament, Nashville, Tenn.
(N4) NCAA Tournament First Round, Charlotte, N.C.

1984 Final Wire Service Poll

United Press International

- | | |
|-------------------|--------------|
| 1. North Carolina | 7. Arkansas |
| 2. Georgetown | 8. Oklahoma |
| 3. Kentucky | 9. UTEP |
| 4. DePaul | 10. Maryland |
| 5. Houston | 19. Auburn |
| 6. Illinois | |

1984-85 Won 22, Lost 12 (8-10 SEC)

COACH: Sonny Smith

			AU	Opp.
Nov. 24	Stetson	(H)	92	50
Nov. 26	Columbus College	(H)	91	56
Nov. 30	UAB (NR,13)	(A)	61	59
Dec. 3	Armstrong State	(H)	80	47
Dec. 8	Mercer	(H)	70	69
Dec. 12	Radford	(H)	79	57
Dec. 21	VCU	(N1)	59	78
Dec. 22	Delaware	(N1)	95	63
Dec. 29	West Virginia	(A)	59	58
Jan. 2	Kentucky	(A)	61	68
Jan. 5	Florida	(H)	80	74
Jan. 9	Tennessee	(A)	74	86
Jan. 12	Mississippi State	(H)	62	53
Jan. 16	Alabama	(H)	55	60
Jan. 19	Georgia	(A)	80	97
Jan. 24	Ole Miss	(H)	93	73
Jan. 26	LSU	(A)	62	80
Jan. 30	Vanderbilt	(A)	86	80
Feb. 2	Kentucky (ot)	(H)	47	49
Feb. 6	Florida (ot)	(A)	81	78
Feb. 9	Tennessee	(H)	75	60
Feb. 13	Mississippi State	(A)	65	82
Feb. 16	Alabama (2ot)	(A)	72	74
Feb. 21	Georgia	(H)	84	86
Feb. 23	Ole Miss	(A)	69	57
Feb. 27	LSU	(H)	73	78
Mar. 2	Vanderbilt	(H)	84	58
Mar. 6	Ole Miss	(N2)	68	60

Mar. 7	LSU	(N2)	58	55
Mar. 8	Florida	(N2)	43	42
Mar. 9	Alabama (ot)	(N2)	53	49
Mar. 14	Purdue	(N3)	59	58
Mar. 16	Kansas (NR,13)	(N3)	66	64
Mar. 22	North Carolina (NR,7)	(N4)	56	62

(N1) Krystal Classic, Chattanooga, Tenn.

(N2) SEC Tournament, Birmingham, Ala.

(N3) NCAA Tourney 1st/2nd Rounds, South Bend, Ind.

(N4) NCAA Tournament Sweet 16, Birmingham, Ala.

1985 Final Rankings

USA Today	The Sporting News
1. Villanova	1. North Carolina
2. Georgetown	2. Georgetown
3. St. John's	3. Kentucky
4. Georgia Tech	4. Houston
5. Memphis State	5. Maryland
6. Oklahoma	6. DePaul
7. North Carolina	7. Illinois
8. Louisiana Tech	8. Fresno State
9. Michigan	9. UTEP
10. N.C. State	10. Tulsa
14. Auburn	16. Auburn

(Sporting News poll released prior to NCAA Tournament)

1985-86 Won 22, Lost 11 (13-5 SEC)

COACH: Sonny Smith

			AU	Opp.
Nov. 22	West Virginia (10,NR)	(N1)	58	75
Nov. 26	Birmingham Southern	(H)	61	51
Dec. 3	West Virginia	(H)	84	59
Dec. 6	Kentucky Wesleyan	(N2)	80	71
Dec. 7	Western Kentucky	(A2)	58	71
Dec. 10	UAB (NR,16)	(A)	56	62
Dec. 14	Stetson	(N3)	77	54
Dec. 17	Southwestern Louisiana (ot)	(A)	64	66
Dec. 22	Central Florida	(N4)	78	49
Dec. 23	Boston College	(N4)	89	85
Jan. 4	Florida	(A)	59	62
Jan. 6	Kentucky (NR,12)	(H)	60	56
Jan. 8	Tennessee	(H)	59	45
Jan. 11	Mississippi State	(A)	72	56
Jan. 16	Alabama	(A)	56	60
Jan. 18	Georgia	(H)	84	69
Jan. 22	Ole Miss	(A)	73	61
Jan. 29	Vanderbilt	(H)	97	70
Jan. 31	Kentucky (NR,8)	(A)	71	81
Feb. 4	LSU	(H)	61	63
Feb. 6	Florida	(H)	67	65
Feb. 8	Tennessee	(A)	79	80
Feb. 12	Mississippi State	(H)	69	64
Feb. 15	Alabama (NR,18)	(H)	71	69
Feb. 19	Georgia (ot)	(A)	87	86
Feb. 22	Ole Miss	(H)	75	73
Feb. 26	LSU	(A)	92	86
Mar. 1	Vanderbilt	(A)	79	65
Mar. 6	Mississippi State	(N5)	63	65
Mar. 14	Arizona	(N6)	73	63
Mar. 16	St. John's (NR,4)	(N6)	81	65
Mar. 20	UNLV (NR,11)	(N7)	70	63
Mar. 22	Louisville (NR,7)	(N7)	76	84

(N1) Big Apple NIT, Hartford, Conn.

(N2,A2) Wendy's Classic, Bowling Green, Ky.

(N3) Daytona Beach, Fla.

(N4) Red Lobster Classic, Orlando, Fla.

(N5) SEC Tournament, Lexington, Ky.

(N6) NCAA Tourney 1st/2nd Rounds, Long Beach, CA

(N7) NCAA Tourney Sweet 16/Elite 8, Houston, Texas

1986 Final Rankings

Basketball Weekly	USA Today
1. Louisville	1. Louisville
2. Duke	2. Duke
3. Kansas	3. Kansas
4. LSU	4. Kentucky
5. Kentucky	5. LSU
6. North Carolina	6. Georgia Tech
7. Georgia Tech	7. North Carolina
8. Navy	8. Navy
9. Auburn	9. Auburn
10. St. John's	10. St. John's

1986-87 Won 18, Lost 13 (9-9 SEC)				
COACH: Sonny Smith				
			AU	Opp.
Nov. 28	UAB (12,NR)	(A)	68	58
Dec. 1	Armstrong State (12,NR)	(H)	94	54
Dec. 11	Austin Peay (7,NR)	(H)	115	93
Dec. 13	Southwestern La. (7,NR)	(H)	107	91
Dec. 15	Eastern Kentucky (7,NR)	(A)	97	82
Dec. 18	Augusta College (6,NR)	(H)	89	66
Dec. 28	Iowa State (5,NR)	(N1)	89	87
Dec. 29	UTEP (5,NR)	(N1)	82	87
Jan. 3	Kentucky (5,11)	(H)	60	63
Jan. 7	Georgia (ot) (13,NR)	(H)	62	58
Jan. 10	Mississippi State (13,NR)	(A)	66	52
Jan. 14	Tennessee (10,NR)	(H)	66	56
Jan. 17	Vanderbilt (10,NR)	(A)	75	91
Jan. 22	Alabama (17,13)	(A)	82	88
Jan. 24	Ole Miss (17,NR)	(H)	85	61
Jan. 28	LSU (18,NR)	(A)	73	75
Jan. 31	Florida (18,19)	(H)	81	68
Feb. 1	UNLV (18,3)	(H)	85	104
Feb. 4	Kentucky (20,NR)	(A)	71	75
Feb. 7	Georgia (20,NR)	(A)	71	75
Feb. 9	Florida	(A)	84	70
Feb. 12	Mississippi State	(H)	59	45
Feb. 14	Tennessee	(A)	84	103
Feb. 21	Alabama (NR,12)	(H)	75	77
Feb. 23	Vanderbilt	(H)	91	83
Feb. 25	Ole Miss	(A)	67	73
Mar. 1	LSU	(H)	100	62
Mar. 6	Kentucky	(N2)	79	72
Mar. 7	Alabama (NR,9)	(N2)	68	87
Mar. 12	San Diego	(N3)	62	61
Mar. 14	Indiana (NR,3)	(N3)	90	107

1987-88 Won 19, Lost 11 (11-7 SEC)				
COACH: Sonny Smith				
			AU	Opp.
Nov. 27	South Alabama	(N1)	120	67
Dec. 5	VCU	(H)	93	80
Dec. 7	UT-Martin	(H)	99	77
Dec. 11	San Jose State	(N2)	70	65
Dec. 12	Illinois (ot)	(N2)	103	107
Dec. 14	Grambling	(H)	98	59
Dec. 16	Mercer	(H)	80	48
Dec. 29	Villanova	(N3)	65	64
Dec. 30	Georgia Tech	(N3)	72	83
Jan. 6	Florida	(H)	72	67
Jan. 9	Kentucky (NR,1)	(A)	53	52
Jan. 13	Georgia (19,NR)	(A)	68	87
Jan. 16	Mississippi State (19,NR)	(H)	65	57
Jan. 20	Tennessee	(A)	64	75
Jan. 23	Vanderbilt	(H)	71	75
Jan. 27	Alabama	(H)	84	74
Jan. 30	Ole Miss	(A)	66	69
Feb. 3	LSU	(H)	69	78
Feb. 6	Florida (NR,10)	(A)	58	57
Feb. 10	Kentucky	(H)	62	69
Feb. 13	Georgia	(H)	64	57
Feb. 17	Mississippi State	(A)	77	61
Feb. 20	Tennessee	(H)	73	68
Feb. 24	Vanderbilt (NR,17)	(A)	81	68
Feb. 27	Alabama	(A)	77	82
Mar. 2	Ole Miss	(H)	92	76
Mar. 5	LSU	(A)	89	80
Mar. 11	Georgia	(N4)	60	65
Mar. 17	Bradley (NR,11)	(N5)	90	86
Mar. 19	Oklahoma (NR,8)	(N5)	87	107

1988-89 Won 9, Lost 19 (2-16 SEC)				
COACH: Sonny Smith				
			AU	Opp.
Nov. 26	Mount St. Mary's	(H)	89	83
Nov. 29	Georgia State	(H)	74	70
Dec. 3	Mercer	(H)	87	66
Dec. 10	Texas Southern	(H)	109	81

Dec. 14	Vanderbilt	(A)	77	93
Dec. 17	Jackson State	(H)	74	51
Dec. 20	VCU	(A)	85	79
Dec. 28	Villanova	(N1)	83	84
Dec. 29	Central Florida	(N1)	95	68
Jan. 4	Tennessee (NR,19)	(H)	73	84
Jan. 7	LSU	(A)	77	104
Jan. 11	Mississippi State	(A)	56	69
Jan. 14	Florida	(H)	75	79
Jan. 18	Ole Miss	(H)	64	65
Jan. 25	Kentucky	(A)	76	86
Jan. 28	Alabama	(H)	64	67
Feb. 2	Georgia	(H)	62	75
Feb. 4	Tennessee	(A)	72	89
Feb. 8	LSU (NR,19)	(H)	91	104
Feb. 11	Mississippi State	(H)	70	68
Feb. 15	Florida	(A)	79	90
Feb. 18	Ole Miss	(A)	77	80
Feb. 20	Kentucky	(H)	77	75
Feb. 22	Vanderbilt	(H)	62	77
Feb. 25	UAB	(A)	76	105
Mar. 2	Alabama	(A)	58	74
Mar. 4	Georgia	(A)	76	80
Mar. 9	Ole Miss	(N2)	68	80



TOMMY JOE EAGLES
 1989-94
 5 Year Career
 Record: 64-78
 (29-55 SEC)

1989-90 Won 13, Lost 18 (8-10 SEC)				
COACH: Tommy Joe Eagles				
CAPTAINS: Derrick Dennison, Zane Arnold				
			AU	Opp.
Nov. 24	Michigan State	(N1)	79	92
Nov. 25	Connecticut	(N1)	81	95
Nov. 26	Alaska-Anchorage	(A1)	94	109
Dec. 1	UAB	(H)	65	75
Dec. 3	Florida State	(A)	78	82
Dec. 9	Duquesne	(N2)	79	74
Dec. 11	Alabama State	(H)	98	79
Dec. 21	Tennessee Tech	(N3)	70	72
Dec. 28	Navy	(N4)	75	61
Dec. 29	Southern Mississippi	(N4)	73	84
Jan. 3	Tennessee	(A)	70	72
Jan. 6	LSU (NR,17)	(H)	70	77
Jan. 10	Mississippi State	(H)	93	71
Jan. 13	Florida	(A)	62	84
Jan. 17	Ole Miss	(A)	72	80
Jan. 20	Vanderbilt	(H)	82	79
Jan. 24	Kentucky	(H)	74	70
Jan. 27	Alabama (NR,24)	(A)	59	78
Jan. 31	Georgia	(A)	75	88
Feb. 3	Tennessee	(H)	89	83
Feb. 5	Georgia State	(A)	79	66
Feb. 7	LSU (NR,11)	(A)	71	82
Feb. 10	Mississippi State	(A)	77	74
Feb. 14	Florida	(H)	75	55
Feb. 17	Ole Miss	(H)	95	84
Feb. 20	Vanderbilt	(A)	87	74
Feb. 24	Kentucky	(A)	95	98
Feb. 28	Alabama	(H)	65	80
Mar. 3	Georgia	(H)	79	94
Mar. 9	LSU (NR,16)	(N5)	78	76
Mar. 10	Alabama	(N5)	71	87

1990-91 Won 13, Lost 16 (5-13 SEC)				
COACH: Tommy Joe Eagles				
CAPTAINS: John Caylor, Zane Arnold				
			AU	Opp.
Nov. 24	Texas Southern	(H)	85	77
Nov. 26	Georgia State	(H)	83	65

Nov. 30	UAB	(A)	65	71
Dec. 8	Ohio	(H)	75	65
Dec. 13	Duquesne	(A)	75	71
Dec. 15	Florida State	(H)	99	96
Dec. 17	Texas A&M	(H)	95	71
Dec. 27	Villanova	(N1)	71	88
Dec. 28	Tulane	(N1)	84	71
Jan. 3	Alabama	(H)	56	68
Jan. 5	Florida	(A)	82	84
Jan. 9	Ole Miss	(A)	62	60
Jan. 12	LSU	(H)	84	96
Jan. 16	Vanderbilt	(H)	59	80
Jan. 19	Tennessee	(A)	67	63
Jan. 23	Georgia (2ot)	(A)	59	58
Jan. 26	Mississippi State	(H)	64	84
Jan. 29	Kentucky (NR,10)	(H)	81	89
Feb. 2	Alabama	(A)	80	88
Feb. 6	Florida (ot)	(H)	84	87
Feb. 9	Ole Miss	(H)	72	69
Feb. 13	LSU (NR,20)	(A)	61	98
Feb. 16	Vanderbilt	(A)	70	90
Feb. 19	Tennessee	(H)	74	65
Feb. 23	Georgia	(H)	77	86
Feb. 27	Mississippi State	(A)	76	94
Mar. 2	Kentucky (NR,13)	(A)	93	114
Mar. 8	LSU (NR,16)	(N2)	92	77
Mar. 9	Alabama (NR,24)	(N2)	59	77

1991-92 Won 12, Lost 15 (5-11 SEC)
 COACH: Tommy Joe Eagles
 CAPTAINS: Chris Brandt, Champ Wrencher

			AU	Opp.
Nov. 25	SIU-Edwardsville	(H)	109	86
Nov. 29	UAB	(N1)	74	88
Dec. 4	Texas A&M	(A)	86	83
Dec. 11	Troy State	(H)	141	116
Dec. 14	Southern Miss	(H)	93	78
Dec. 17	UNLV	(A)	82	85
Dec. 20	Slippery Rock	(N2)	93	66
Dec. 21	South Alabama	(N2)	87	107
Dec. 28	Eastern Kentucky	(N3)	104	92
Dec. 29	UT-Chattanooga	(N3)	75	87
Jan. 4	Arkansas (NR,16)	(A)	92	110
Jan. 8	LSU	(H)	70	87
Jan. 13	Ole Miss	(A)	96	83
Jan. 18	Alabama (NR,9)	(H)	81	63
Jan. 22	South Carolina	(H)	85	68
Jan. 25	Tennessee	(A)	74	82
Jan. 29	Mississippi State	(H)	72	75
Feb. 1	Georgia	(H)	89	84
Feb. 4	Vanderbilt	(A)	83	89
Feb. 8	Kentucky (NR,19)	(H)	67	85
Feb. 12	James Madison	(H)	87	71
Feb. 19	Florida	(A)	81	92
Feb. 22	LSU	(A)	82	99
Feb. 26	Arkansas (NR,9)	(H)	74	82
Feb. 29	Ole Miss	(H)	110	84
Mar. 4	Mississippi State	(A)	70	77
Mar. 7	Alabama (NR,20)	(A)	80	82

1992-93 Won 15, Lost 12 (8-8 SEC)
 COACH: Tommy Joe Eagles
 CAPTAIN: Reggie Gallon

			AU	Opp.
Dec. 1	Louisiana College	(H)	98	60
Dec. 5	James Madison	(A)	80	89
Dec. 15	Lincoln Memorial	(H)	77	51
Dec. 18	Louisiana Tech	(N1)	65	45
Dec. 19	UNC-Wilmington	(A1)	80	91
Dec. 21	Centenary	(H)	86	61
Dec. 28	Old Dominion	(H)	96	85
Jan. 3	Mississippi State	(A)	71	77
Jan. 6	Florida	(H)	73	76
Jan. 9	LSU	(A)	81	87
Jan. 16	South Carolina	(A)	83	81
Jan. 20	Tennessee	(H)	88	75
Jan. 23	Arkansas (NR,8)	(A)	100	89
Jan. 27	Alabama	(A)	78	81
Jan. 30	Vanderbilt (NR,15)	(H)	70	73

Feb. 3	Ole Miss	(A)	85	74
Feb. 6	Georgia	(A)	69	96
Feb. 9	UAB	(A)	86	74
Feb. 13	LSU	(H)	73	75
Feb. 17	Mississippi State	(H)	83	77
Feb. 22	Southern Miss	(A)	81	75
Feb. 24	Ole Miss	(H)	83	73
Feb. 27	Kentucky (NR,2)	(A)	78	80
Mar. 3	Alabama	(H)	78	70
Mar. 6	Arkansas (NR,13)	(H)	81	80
Mar. 11	Tennessee	(N2)	76	78
Mar. 18	Clemson (NIT)	(A)	72	84

(N1,A1) USAir East Coast Classic, Wilmington, N.C.
(N2) SEC Tournament, Lexington, Ky.

1993-94 Won 11, Lost 17 (3-13 SEC)

COACH: Tommy Joe Eagles

CAPTAINS: Wesley Person, Aaron Swinson

			AU	Opp.
Nov. 28	UNC-Wilmington	(H)	94	75
Nov. 30	Nicholls State	(H)	76	79
Dec. 7	Ball State	(H)	92	87
Dec. 9	Troy State	(H)	113	86
Dec. 16	UAB	(H)	65	69
Dec. 18	Old Dominion	(A)	101	87
Dec. 28	Fordham	(N1)	81	60
Jan. 5	Georgia (ot)	(H)	80	83
Jan. 8	LSU	(A)	72	83
Jan. 12	Mississippi State (ot)	(H)	86	91
Jan. 15	Arkansas (NR,3)	(H)	105	117
Jan. 19	Ole Miss (2ot)	(A)	85	88
Jan. 22	Tennessee	(A)	85	92
Jan. 25	Alabama	(H)	69	74
Jan. 30	Kentucky (NR,7)	(H)	74	91
Feb. 2	Florida (NR,24)	(A)	67	68
Feb. 5	Florida Atlantic	(H)	91	78
Feb. 9	Vanderbilt	(A)	60	84
Feb. 12	LSU	(H)	111	83
Feb. 16	South Carolina	(H)	88	70
Feb. 19	Mississippi State	(A)	76	65
Feb. 22	Southern Miss	(H)	89	73
Feb. 26	Arkansas (NR,1)	(A)	81	91
Mar. 2	Ole Miss	(H)	62	68
Mar. 5	Alabama	(A)	68	83
Mar. 10	Vanderbilt	(N2)	81	56
Mar. 11	Alabama	(N2)	55	83

(N1) Bank One Fiesta Bowl Basketball Classic, Tucson, Ariz.
(N2) SEC Tournament, The Pyramid, Memphis, Tenn.



CLIFF ELLIS

1994 - 2004

10 Year Career

Record: 186-125

(73-87 SEC)

1994-95 Won 16, Lost 13 (7-9 SEC)

COACH: Cliff Ellis

CAPTAINS: Wes Flanigan, Moochie Norris, Lance Weems

			AU	Opp.
Nov. 26	Lynn	(H)	78	70
Nov. 30	UAB	(A)	60	54
Dec. 2	Georgia Southern	(N1)	77	45
Dec. 3	Ball State	(A1)	74	82
Dec. 12	West Florida	(H)	96	59
Dec. 14	Troy State	(H)	95	71
Dec. 17	Alabama State	(H)	102	62
Dec. 29	Florida A&M	(A2)	83	70
Dec. 30	Kansas State	(N2)	75	78
Jan. 4	Kentucky (NR,6)	(A)	64	98
Jan. 8	Ole Miss	(H)	88	74
Jan. 11	LSU	(H)	73	76
Jan. 14	Arkansas (NR,4)	(H)	104	90
Jan. 18	Tennessee	(H)	61	57
Jan. 21	Georgia	(A)	77	83
Jan. 25	Florida (NR,23)	(H)	77	71
Feb. 1	Alabama (NR,20)	(A)	63	65
Feb. 4	Ole Miss	(A)	75	77
Feb. 8	Vanderbilt	(H)	59	77
Feb. 11	Mississippi State (NR,21)	(A)	70	69
Feb. 15	South Carolina	(A)	80	78

Feb. 18	Alabama (NR,18)	(H)	73	86
Feb. 22	Southern Mississippi	(A)	81	79
Feb. 25	LSU	(A)	78	89
Mar. 1	Mississippi State (NR,14)	(H)	76	69
Mar. 4	Arkansas (NR,7)	(A)	66	68
Mar. 9	South Carolina	(N3)	81	66
Mar. 10	Kentucky (NR,3)	(N3)	81	93
Mar. 15	Marquette (NIT)	(H)	61	68

(N1,A1) Cardinal Varsity Club Classic, Muncie, Ind.

(N2,A2) Capital City Classic, Tallahassee, Fla.

(N3) SEC Tournament, Georgia Dome, Atlanta, Ga.

1995-96 Won 19, Lost 13 (6-10 SEC)

COACH: Cliff Ellis

CAPTAINS: Ray Donald, Wes Flanigan, Lance Weems

			AU	Opp.
Nov. 24	La Salle	(N1)	70	60
Nov. 25	James Madison	(N1)	82	71
Nov. 26	Louisville (NR,13)	(N1)	82	78
Nov. 30	Jacksonville State	(H)	91	74
Dec. 3	UAB	(H)	54	66
Dec. 8	Liberty	(N2)	63	58
Dec. 9	Baylor	(A2)	83	64
Dec. 12	South Alabama	(A)	59	50
Dec. 15	Northeast Louisiana	(H)	80	71
Dec. 17	Coastal Carolina	(H)	82	66
Dec. 19	Wofford	(H)	73	56
Dec. 29	Norfolk State	(N3)	92	56
Dec. 30	Florida A&M	(A3)	84	54
Jan. 3	Tennessee	(A)	62	66
Jan. 6	Arkansas	(H)	101	76
Jan. 10	Alabama	(A)	65	72
Jan. 13	Georgia (NR,17)	(H)	89	86
Jan. 21	LSU (23,NR)	(H)	95	87
Jan. 24	Ole Miss (21,NR)	(A)	69	82
Jan. 31	Vanderbilt (22,NR)	(A)	62	76
Feb. 4	Miss. State (22,NR) (ot)	(H)	75	78
Feb. 7	South Carolina (22,NR)	(H)	84	73
Feb. 10	Florida (22,NR)	(A)	73	70
Feb. 14	Alabama	(H)	72	75
Feb. 17	Arkansas	(A)	77	87
Feb. 21	Ole Miss	(H)	69	62
Feb. 24	LSU	(A)	67	93
Feb. 27	Kentucky (NR,1)	(H)	73	88
Mar. 2	Mississippi State	(A)	51	67
Mar. 7	Vanderbilt	(N4)	68	65
Mar. 8	Mississippi State (NR,25)	(N4)	58	69
Mar. 13	Tulane (NIT) (ot)	(H)	73	87

(N1) Puerto Rico Shootout, Bayamon, P.R.

(N2,A2) Dr. Pepper Invitational, Waco, Texas

(N3,A3) Capital City Classic, Tallahassee, Fla.

(N4) SEC Tournament, Superdome, New Orleans, La.

1996-97 Won 16, Lost 15 (6-10 SEC)

COACH: Cliff Ellis

CAPTAINS: Wes Flanigan, Pat Burke

			AU	Opp.
Nov. 22	UAB	(A)	57	64
Nov. 25	Arkansas-Pine Bluff	(H)	89	56
Nov. 29	Colorado (ot)	(N1)	72	78
Nov. 30	Hawaii-Hilo (ot)	(A)	98	92
Dec. 1	TCU	(N1)	66	86
Dec. 5	Arkansas-Little Rock	(H)	75	63
Dec. 7	Georgia State	(H)	66	48
Dec. 14	Baylor	(H)	63	68
Dec. 15	Western Carolina	(H)	80	55
Dec. 18	South Alabama	(H)	60	51
Dec. 21	Murray State	(N2)	86	72
Dec. 28	Florida A&M	(A)	95	57
Dec. 30	Winthrop	(H)	80	55
Jan. 4	South Carolina	(A)	56	66
Jan. 8	Arkansas	(H)	55	56
Jan. 11	Florida	(H)	79	65
Jan. 15	Tennessee	(H)	43	35
Jan. 18	Kentucky (NR,4)	(A)	53	77
Jan. 22	LSU	(A)	59	75
Jan. 25	Georgia	(A)	48	53
Jan. 28	Alabama	(H)	72	62
Feb. 1	Ole Miss	(A)	46	57
Feb. 5	Mississippi State	(H)	81	68
Feb. 8	LSU	(H)	76	72
Feb. 11	Arkansas	(A)	42	75
Feb. 15	Vanderbilt	(H)	61	75
Feb. 22	Alabama	(A)	50	55
Feb. 26	Mississippi State	(A)	68	64

Mar. 1	Ole Miss	(H)	63	71
Mar. 6	Tennessee	(N3)	67	54
Mar. 7	Kentucky (NR,6)	(N3)	50	92

(N1) Big Island Invitational, Hilo, Hawaii

(N2) Mulligan Holiday Hoopfest, Birmingham, Ala.

(N3) SEC Tournament, The Pyramid, Memphis, Tenn.

1997-98 Won 16, Lost 14 (7-9 SEC)

COACH: Cliff Ellis

CAPTAINS: Franklin Williams, Doc Robinson

			AU	Opp.
Nov. 11	Temple (NR,24)	(N1)	42	68
Nov. 14	Central Florida	(A)	70	63
Nov. 17	Nicholls State	(H)	96	75
Nov. 21	Southern Miss	(H)	83	70
Nov. 25	Wofford	(H)	68	51
Dec. 6	Florida A&M	(H)	79	69
Dec. 12	Pepperdine	(N2)	55	62
Dec. 13	Weber State	(N2)	63	58
Dec. 16	Jacksonville State	(H)	89	61
Dec. 20	UAB	(N3)	65	71
Dec. 30	Navy	(H)	70	54
Jan. 3	Georgia	(H)	73	62
Jan. 7	Tennessee	(A)	74	69
Jan. 14	LSU	(A)	54	59
Jan. 18	Alabama	(H)	94	40
Jan. 21	Arkansas (NR,18)	(H)	65	79
Jan. 24	South Carolina (NR,14)	(H)	56	61
Jan. 28	Mississippi State	(A)	69	66
Jan. 31	Ole Miss (NR,12)	(H)	68	67
Feb. 4	Alabama	(A)	62	76
Feb. 7	Mississippi State (ot)	(H)	68	66
Feb. 11	Florida	(A)	64	81
Feb. 14	LSU	(H)	66	44
Feb. 18	Vanderbilt	(A)	66	82
Feb. 21	Arkansas	(A)	83	107
Feb. 25	Kentucky (NR,7)	(H)	58	83
Feb. 28	Ole Miss (NR,13)	(A)	67	74
Mar. 5	Florida	(N4)	64	68
Mar. 11	Southern Miss (NIT)	(H)	77	62
Mar. 16	Marquette (NIT) (ot)	(A)	60	75

(N1) NABC Classic, Albuquerque, N.M.

(N2) Cougar Classic, Provo, Utah

(N3) Holiday Hardwood Classic, BJCC, Birmingham, Ala.

(N4) SEC Tournament, Georgia Dome, Atlanta, Ga.

1998-99 Won 29, Lost 4 (14-2 SEC -- 🏆 Champions)

COACH: Cliff Ellis

CAPTAINS: Bryant Smith, Doc Robinson

			AU	Opp.
Nov. 13	Southeastern Louisiana	(H)	114	60
Nov. 16	Florida A&M	(H)	94	47
Nov. 19	Central Florida	(H)	77	42
Nov. 23	BYU	(H)	62	43
Nov. 27	Rutgers	(N1)	70	55
Nov. 29	Hawaii	(A1)	84	57
Dec. 3	UNC-Asheville	(H)	91	60
Dec. 6	Florida State	(A)	80	68
Dec. 12	UAB (24,NR)	(A2)	77	64
Dec. 15	Wofford (18,NR)	(H)	79	51
Dec. 19	Navy (18,NR)	(A)	88	70
Dec. 29	Bethune-Cookman (15,NR)	(H)	99	46
Jan. 2	Tennessee (15,NR)	(H)	90	62
Jan. 6	Arkansas (14,18)	(H)	83	66
Jan. 9	LSU (14,NR)	(A)	73	70
Jan. 13	Ole Miss (8,NR)	(A)	74	59
Jan. 16	Florida (8,NR)	(H)	88	69
Jan. 20	Kentucky (6,7)	(A)	62	72
Jan. 23	Alabama (6,NR)	(A)	73	58
Jan. 27	Mississippi State (7,NR)	(H)	64	54
Jan. 30	Georgia (7,NR)	(A)	85	74
Feb. 3	South Carolina (6,NR)	(A)	76	48
Feb. 6	LSU (6,NR)	(H)	80	54
Feb. 9	Ole Miss (3,NR)	(H)	95	66
Feb. 13	Alabama (3,NR)	(H)	102	61
Feb. 17	Vanderbilt (3,NR)	(H)	81	63
Feb. 24	Arkansas (2,NR)	(A)	88	104
Feb. 27	Mississippi State (2,NR)	(A)	76	73
Mar. 5	Alabama (4,NR)	(N3)	93	61
Mar. 6	Kentucky (4,14)	(N3)	57	69
Mar. 11	Winthrop (4,NR)	(N4)	80	41
Mar. 13	Oklahoma State (4,NR)	(N4)	81	74
Mar. 18	Ohio State (4,14)	(N5)	64	72

(N1) United Airlines Tip-off Classic, Honolulu, Hawaii

(A2) Arby's Hardwood Classic, BJCC, Birmingham, Ala.

(N3) SEC Tournament, Georgia Dome, Atlanta, Ga.
 (N4) NCAA Tourney 1st/2nd Rounds, Indianapolis, Ind.
 (N5) NCAA Tournament Sweet 16, Knoxville, Tenn.

1999 Final Rankings

Associated Press	USA Today/ESPN
1. Duke	1. Connecticut
2. Michigan State	2. Duke
3. Connecticut	3. Michigan State
4. Auburn	4. Ohio State
5. Maryland	5. Kentucky
6. Utah	5. St. John's
7. Stanford	7. Auburn
8. Kentucky	8. Maryland
9. St. John's	9. Stanford
10. Miami, Fla.	10. Utah

1999-2000 Won 24, Lost 10 (9-7 SEC)

COACH: Cliff Ellis

CAPTAINS: Doc Robinson, Chris Porter

	AU	Opp.
Nov. 19 UAB (3,NR)	(H) 65	59
Nov. 21 Arkansas-Pine Bluff (3,NR)	(H) 100	44
Nov. 27 Stanford (2,7)	(N1) 58	67
Dec. 1 Belmont (5,NR)	(H) 65	56
Dec. 5 Florida State (5,NR)	(H) 55	54
Dec. 11 Pennsylvania (8,NR)	(N2) 77	70
Dec. 13 Coppin State (6,NR)	(H) 63	35
Dec. 16 Bradley (6,NR)	(N3) 78	64
Dec. 20 Puerto Rico-Mayaguez (6,NR)	(A4) 109	52
Dec. 21 Virginia Tech (6,NR)	(N4) 73	63
Dec. 22 Pepperdine (6,NR)	(N4) 87	76
Dec. 30 Southern Miss (4,NR)	(H) 56	50
Jan. 2 Stony Brook (4,NR)	(H) 100	45
Jan. 8 Georgia (4,NR)	(H) 67	52
Jan. 11 Kentucky (4,20)	(H) 66	63
Jan. 16 Mississippi State (4,NR)	(A) 51	45
Jan. 19 South Carolina (4,NR)	(H) 65	61
Jan. 22 Ole Miss (4,NR) (ot)	(A) 77	79
Jan. 25 Tennessee (7,11)	(A) 76	105
Jan. 29 Mississippi State (7,NR)	(H) 73	57
Feb. 2 Alabama (10,NR)	(H) 77	63
Feb. 5 Arkansas (10,NR)	(H) 73	55
Feb. 9 LSU (8,25)	(A) 68	83
Feb. 16 Vanderbilt (11,24)	(A) 86	80
Feb. 19 Ole Miss (11,NR)	(H) 75	72
Feb. 22 Alabama (8,NR)	(A) 64	68
Feb. 27 Florida (8,9)	(A) 59	88
Mar. 1 LSU (13,12)	(H) 53	55
Mar. 5 Arkansas (13,NR)	(A) 55	64
Mar. 10 Florida (23,10)	(N5) 78	70
Mar. 11 So. Carolina (23,NR) (ot)	(N5) 77	72
Mar. 12 Arkansas (23,NR)	(N5) 67	75
Mar. 16 Creighton (22,NR)	(N6) 72	69
Mar. 18 Iowa State (22,6)	(N6) 60	79

(N1) Wooden Classic, Arrowhead Pond, Anaheim, Calif.
 (N2) Arby's Hardwood Classic, BJCC, Birmingham, Ala.
 (N3) Coors Classic, Mitchell Center, Mobile, Ala.
 (N4) San Juan Shootout, Morales Coliseum, San Juan, P.R.
 (N5) SEC Tournament, Georgia Dome, Atlanta, Ga.
 (N6) NCAA Tourney 1st/2nd Rounds, Minneapolis, MN

2000 Final Rankings

Associated Press	USA Today/ESPN
1. Duke	1. Michigan State
2. Michigan State	2. Florida
3. Stanford	3. Iowa State
4. Arizona	4. Duke
5. Temple	5. Stanford
6. Iowa State	6. Oklahoma State
7. Cincinnati	7. Cincinnati
8. Ohio State	8. Arizona
9. St. John's	9. Tulsa
10. LSU	10. Temple
24. Auburn	

2000-01 Won 18, Lost 14 (7-9 SEC)

COACH: Cliff Ellis

CAPTAINS: Scott Pohlman, Reggie Sharp

	AU	Opp.
Nov. 17 Florida A&M	(H) 87	52
Nov. 19 Jacksonville State	(H) 91	51
Nov. 20 Mercer	(H) 88	92
Nov. 24 Robert Morris	(N1) 89	71
Nov. 25 Toledo (2ot)	(N1) 90	95

Nov. 26 Providence	(N1) 80	69
Dec. 1 South Alabama	(H) 66	68
Dec. 4 Louisiana-Lafayette	(H) 93	86
Dec. 5 Grambling	(H) 104	60
Dec. 9 Detroit	(N2) 75	72
Dec. 16 Oregon (ot)	(N3) 101	97
Dec. 19 Georgia Southern	(H) 93	79
Dec. 30 Southern Miss	(H) 73	69
Jan. 6 Tennessee (NR,5) (2ot)	(H) 88	96
Jan. 10 Georgia (ot)	(A) 80	85
Jan. 13 LSU	(H) 85	69
Jan. 17 Arkansas	(A) 72	82
Jan. 20 South Carolina	(A) 60	57
Jan. 24 Florida (NR,14)	(H) 63	65
Jan. 27 Alabama (NR,15)	(A) 80	81
Jan. 31 Mississippi State	(H) 60	56
Feb. 3 Ole Miss	(H) 70	74
Feb. 10 LSU	(A) 76	65
Feb. 14 Arkansas	(H) 71	63
Feb. 17 Mississippi State	(A) 74	85
Feb. 21 Alabama (NR,14) (ot)	(H) 72	69
Feb. 24 Ole Miss (NR,12)	(A) 62	64
Feb. 28 Kentucky (NR,15)	(A) 78	90
Mar. 3 Vanderbilt	(H) 69	66
Mar. 8 Tennessee (NR,24)	(N4) 66	73
Mar. 14 Miami, Fla. (NIT)	(H) 60	58
Mar. 20 Purdue (NIT)	(A) 61	79

(N1) Energia Systems Thanksgiving Tour., Kansas City, Mo.
 (N2) Arby's Hardwood Classic, BJCC, Birmingham, Ala.
 (N3) Las Vegas Showdown, Las Vegas, Nev.
 (N4) SEC Tourney, Gaylord Enter. Center, Nashville, TN

2001-02 Won 12, Lost 16 (4-12 SEC)

COACH: Cliff Ellis

CAPTAINS: Marquis Daniels, Adam Harrington

	AU	Opp.
Nov. 16 High Point	(H) 63	59
Nov. 18 Jacksonville State	(H) 75	53
Nov. 24 Rutgers	(A) 56	57
Nov. 27 McNeese State	(H) 78	74
Nov. 30 Florida International	(H) 67	55
Dec. 4 Louisiana Tech	(H) 66	67
Dec. 8 Virginia (NR,7)	(N1) 72	77
Dec. 15 Marshall	(N2) 78	60
Dec. 18 South Alabama	(H) 73	58
Dec. 20 UNC-Asheville	(H) 83	38
Dec. 29 Southern Miss	(H) 64	55
Jan. 5 Arkansas	(H) 77	83
Jan. 9 Ole Miss	(A) 65	69
Jan. 12 Alabama (NR,14)	(H) 59	56
Jan. 16 Vanderbilt	(A) 67	73
Jan. 19 LSU	(A) 58	75
Jan. 22 Kentucky (NR,8)	(H) 62	69
Jan. 27 Tennessee	(A) 59	82
Jan. 30 Mississippi State	(H) 64	72
Feb. 2 Arkansas	(A) 60	62
Feb. 9 Georgia (NR,17)	(H) 75	72
Feb. 13 Ole Miss	(H) 65	62
Feb. 16 Mississippi State	(A) 53	89
Feb. 20 Florida (NR,8)	(A) 61	89
Feb. 23 South Carolina	(H) 50	46
Feb. 27 Alabama (NR,6)	(A) 68	73
Mar. 2 LSU	(H) 54	59
Mar. 7 Florida (NR,11)	(N3) 63	81

(N1) Arby's Hardwood Classic, Birmingham, Ala.
 (N2) Coors Classic, Mobile, Ala.
 (N3) SEC Tournament, Georgia Dome, Atlanta, Ga.

2002-03 Won 22, Lost 12 (8-8 SEC)

COACH: Cliff Ellis

CAPTAINS: Marquis Daniels, Derrick Bird

	AU	Opp.
Nov. 22 Wofford	(H) 81	63
Nov. 26 Georgia State	(H) 100	71
Dec. 1 Western Kentucky	(N1) 70	89
Dec. 2 Southeastern Louisiana	(H) 77	47
Dec. 4 South Carolina State	(H) 85	65
Dec. 8 Rutgers	(H) 82	70
Dec. 14 Murray State	(H) 72	53
Dec. 17 Western Michigan	(H) 54	72
Dec. 20 Puerto Rico-Mayaguez	(A2) 94	64
Dec. 21 Denver	(N2) 63	58
Dec. 22 Troy State	(N2) 94	66
Dec. 30 Southern Miss	(H) 92	46
Jan. 2 North Texas	(H) 90	65

Jan. 8 Vanderbilt	(H) 62	59
Jan. 11 Arkansas	(A) 52	37
Jan. 15 South Carolina	(A) 67	60
Jan. 18 Alabama (NR,9)	(H) 77	68
Jan. 22 Kentucky (24,8)	(A) 51	67
Jan. 25 Georgia (24,19)	(A) 79	85
Feb. 1 Tennessee	(H) 57	60
Feb. 5 Ole Miss	(H) 77	71
Feb. 8 LSU	(H) 56	54
Feb. 15 Alabama	(A) 68	84
Feb. 19 Mississippi State (NR,19)	(H) 46	63
Feb. 22 Ole Miss	(A) 80	75
Feb. 26 LSU	(A) 63	94
Mar. 1 Florida (NR,4)	(H) 70	73
Mar. 5 Arkansas	(H) 69	54
Mar. 8 Mississippi State (NR,21)	(A) 45	67
Mar. 14 Tennessee	(N3) 66	53
Mar. 15 Kentucky (NR,2)	(N3) 58	78
Mar. 21 Saint Joseph's (ot)	(N4) 65	63
Mar. 23 Wake Forest (NR,8)	(N4) 68	62
Mar. 28 Syracuse (NR,12)	(N5) 78	79

(N1) Nashville, Tenn., Gaylord Entertainment Center
 (A2, N2) San Juan Shootout, Caguas, P.R.
 (N3) SEC Tournament, Superdome, New Orleans, La.
 (N4) NCAA Tournament 1st/2nd Rounds, Tampa, Fla.
 (N5) NCAA Tournament Sweet 16, Albany, N.Y.

2003-04 Won 14, Lost 14 (5-11 SEC)

COACH: Cliff Ellis

CAPTAIN: Kyle Davis

	AU	Opp.
Nov. 17 College of Charleston	(H1) 66	62
Nov. 21 Western Kentucky	(H) 86	64
Nov. 23 Maryland-Eastern Shore	(H) 85	61
Nov. 29 Grambling State	(N1) 105	56
Dec. 1 Colorado State	(H) 84	54
Dec. 7 Air Force	(H) 68	49
Dec. 10 Montana	(H) 73	51
Dec. 20 UNLV	(A1) 69	82
Dec. 22 Georgia State	(H) 72	77
Dec. 30 Southern Miss	(H) 78	60
Jan. 2 New Orleans	(H) 70	55
Jan. 7 Vanderbilt (NR,20)	(A) 53	59
Jan. 10 Ole Miss	(H) 80	53
Jan. 14 South Carolina (ot)	(H) 51	53
Jan. 17 Alabama	(A) 46	69
Jan. 21 Arkansas	(H) 70	63
Jan. 24 Florida (NR,17)	(A) 52	68
Jan. 31 Mississippi State (NR,11)	(H) 68	73
Feb. 4 Arkansas	(A) 52	74
Feb. 7 Georgia	(H) 57	54
Feb. 14 Ole Miss	(A) 68	72
Feb. 18 LSU (NR,24)	(A) 80	68
Feb. 21 Kentucky (NR,9)	(H) 59	68
Feb. 24 Alabama	(H) 71	72
Feb. 28 Tennessee	(A) 69	75
Mar. 2 Mississippi State (NR,5)	(A) 91	105
Mar. 6 LSU	(H) 78	66
Mar. 11 Georgia	(N2) 59	73

(H1) NABC Classic, Auburn, Ala.
 (N1) Huntsville, Ala.
 (A1) Las Vegas Showdown, Las Vegas, Nev.
 (N2) SEC Tournament, Georgia Dome, Atlanta, Ga.



JEFF LEBE

2004-10
 6 Years
 Record: 96-93
 (35-61 SEC)

2004-05 Won 14, Lost 17 (4-12 SEC)

COACH: Jeff Lebo

CAPTAINS: Nathan Watson, Ian Young, Quinnel Brown

	AU	Opp.
Nov. 19 Temple	(A) 80	78
Nov. 22 Furman	(H) 85	74
Nov. 24 Nicholls State	(H) 92	78
Nov. 27 Louisiana Tech	(H) 79	67
Nov. 30 Colorado State (ot)	(H) 79	76
Dec. 3 Virginia (NR,24)	(N1) 87	89
Dec. 5 Wofford	(H) 78	85

Dec. 7	College of Charleston	(A)	76	61
Dec. 12	UNLV (ot)	(H)	87	91
Dec. 20	Delaware	(N2)	74	46
Dec. 21	Middle Tennessee State	(N2)	79	74
Dec. 22	Toledo	(N2)	65	68
Dec. 30	Belmont	(H)	73	69
Jan. 5	Mississippi State (NR,18)	(A)	53	90
Jan. 12	Florida (ot)	(H)	78	84
Jan. 15	Ole Miss	(H)	72	79
Jan. 22	Arkansas	(A)	59	95
Jan. 26	Alabama (NR,14)	(H)	55	60
Jan. 29	Tennessee	(H)	62	59
Feb. 2	Ole Miss	(A)	55	70
Feb. 5	Mississippi State	(H)	90	76
Feb. 9	LSU	(A)	69	90
Feb. 12	South Carolina	(A)	74	71
Feb. 16	Vanderbilt	(H)	43	67
Feb. 19	Georgia	(A)	45	57
Feb. 23	Kentucky (NR,5)	(A)	73	81
Feb. 26	LSU	(H)	64	77
Mar. 2	Alabama (NR,19)	(A)	53	94
Mar. 5	Arkansas	(H)	77	64
Mar. 10	Vanderbilt	(N3)	77	73
Mar. 11	LSU	(N3)	58	89

(N1) Richmond, Va. (Siegel Center)
(N2) San Juan Shootout (Carolina, P.R.)
(N3) SEC Tournament, Georgia Dome, Atlanta, Ga.

2005-06 Won 12, Lost 16 (4-12 SEC)

COACH: Jeff Lebo

CAPTAINS: Ronny LeMelle, Frank Tolbert

			AU	Opp.
Nov. 20	Lipscomb	(H)	69	54
Nov. 25	Gardner-Webb	(H)	70	43
Nov. 28	Colorado State	(A)	67	77
Dec. 1	McNeese State	(H)	91	76
Dec. 4	Pittsburgh	(A)	41	78
Dec. 14	Southeastern Louisiana	(H)	66	51
Dec. 18	Temple	(H)	73	42
Dec. 22	Texas A&M	(A)	67	72
Dec. 29	Winthrop	(H)	64	62
Dec. 31	Jacksonville State	(H)	87	83
Jan. 4	Southern Miss	(H)	80	57
Jan. 7	Vanderbilt	(A)	50	74
Jan. 11	Alabama	(H)	52	56
Jan. 14	Florida (NR,2)	(A)	57	69
Jan. 21	Arkansas	(H)	52	68
Jan. 24	Kentucky	(H)	62	71
Jan. 28	Georgia	(H)	66	65
Feb. 1	LSU (NR,24)	(A)	69	84
Feb. 4	Mississippi State	(A)	53	71
Feb. 8	Ole Miss	(H)	58	50
Feb. 11	Arkansas	(A)	64	84
Feb. 15	Tennessee (NR,8)	(A)	89	105
Feb. 18	LSU (NR,25)	(H)	61	65
Feb. 22	Mississippi State	(H)	75	71
Feb. 25	Ole Miss	(A)	58	54
Mar. 1	Alabama	(A)	61	71
Mar. 4	South Carolina	(H)	63	67
Mar. 9	Vanderbilt	(N1)	71	76


(N1) SEC Tournament, Gaylord Enter. Center, Nashville, Tenn.

2006-07 Won 17, Lost 15 (7-9 SEC)

COACH: Jeff Lebo

CAPTAINS: Quantez Robertson, Korvotney Barber, Rasheem Barrett

			AU	Opp.
Nov. 10	Troy	(H)	71	68
Nov. 17	Winston-Salem State	(H)	95	62
Nov. 19	East Tennessee State	(H1)	64	58
Nov. 21	Miles College	(H1)	79	58
Nov. 24	Oklahoma State	(N2)	65	66
Nov. 25	Wisconsin (NR,7)	(N2)	63	77
Nov. 28	Nicholls State (ot)	(H)	92	87
Nov. 30	Louisiana-Monroe	(H)	81	60
Dec. 3	Pittsburgh (NR,2)	(H)	66	74
Dec. 6	South Alabama	(H)	82	71
Dec. 16	Wofford	(H)	86	76
Dec. 19	Tennessee State	(H)	86	59
Dec. 22	Texas A&M (NR,13)	(H)	58	87
Dec. 30	Charleston Southern	(H)	69	53
Jan. 2	Southern Miss	(A)	54	56
Jan. 6	Vanderbilt	(H)	68	65
Jan. 8	Kentucky	(A)	57	84
Jan. 13	LSU (NR,13)	(A)	63	65



1999 SEC Champions, NCAA Tournament Sweet 16

(Sitting L-R): Corey Watkins, Jay Heard, Doc Robinson, Bryant Smith, Reggie Sharp, Scott Pohlman, Charlton Barker. (Standing): Abe Smith, Chris Porter, Mack McGadney, Mamadou N'diaye, David Hamilton, Adrian Person, Daymeon Fishback, Adrian Chilliest.

Jan. 17	Tennessee (NR,22)	(H)	83	80
Jan. 20	Mississippi State	(A)	76	87
Jan. 23	Alabama (NR,12)	(H)	81	57
Jan. 27	Florida (NR,1)	(H)	66	91
Jan. 31	South Carolina	(A)	80	75
Feb. 3	Ole Miss	(H)	59	82
Feb. 7	Arkansas	(A)	57	65
Feb. 10	Mississippi State	(H)	83	91
Feb. 17	Georgia	(A)	79	86
Feb. 21	Arkansas	(H)	67	59
Feb. 24	Alabama (NR,25)	(A)	86	77
Feb. 28	LSU	(H)	80	68
Mar. 3	Ole Miss	(A)	79	83
Mar. 8	Georgia	(N3)	65	80

(H1) South Padre Inv. (Auburn, Ala.)
(N2) South Padre Inv. (South Padre Island, Texas)
(N3) SEC Tournament, Georgia Dome, Atlanta, Ga.

2007-08 Won 14, Lost 16 (4-12 SEC)

COACH: Jeff Lebo

CAPTAINS: Quantez Robertson, Korvotney Barber

			AU	Opp.
Nov. 9	Tulane	(A)	62	77
Nov. 13	Kennesaw State	(H)	74	62
Nov. 16	Alabama State	(A)	63	60
Nov. 19	Charleston Southern	(A1)	89	59
Dec. 2	George Washington	(N2)	74	70
Dec. 5	West Virginia	(N3)	59	88
Dec. 15	Southern	(N4)	71	63
Dec. 19	Mercer	(H)	68	59
Dec. 22	Alabama A&M	(H)	67	56
Dec. 29	Towson	(H)	79	59
Jan. 2	Texas A&M-C.C.	(H)	76	58
Jan. 6	Xavier	(H)	57	80
Jan. 10	Arkansas	(H)	70	76
Jan. 12	Florida	(A)	56	72
Jan. 16	LSU	(A)	74	67
Jan. 19	Ole Miss (NR,15)	(H)	80	77
Jan. 22	Presbyterian	(H)	78	65
Jan. 26	Alabama	(A)	77	97
Jan. 30	LSU	(H)	80	81
Feb. 2	Vanderbilt (NR,18)	(A)	71	78
Feb. 6	Kentucky	(H)	63	66
Feb. 9	Mississippi State	(H)	64	83
Feb. 16	Ole Miss	(A)	90	78
Feb. 20	Tennessee (NR,2)	(A)	70	89
Feb. 24	Alabama	(H)	88	76
Feb. 27	Mississippi State	(A)	78	89
Mar. 1	South Carolina	(H)	63	69
Mar. 5	Georgia	(H)	54	59

Mar. 8	Arkansas	(A)	64	77
Mar. 13	Vanderbilt (NR,17)	(N5)	82	93

(A1) North Charleston, SC (N. Charleston Coliseum)
(N2) BB&T Classic (Washington, DC, Verizon Center)
(N3) Big East/SEC Inv. (Birmingham, AL, BJCC Arena)
(N4) Coors Classic (Mobile, AL, Mitchell Center)
(N5) SEC Tournament (Atlanta, GA, Georgia Dome)

2008-09 Won 24, Lost 12 (10-6 SEC)

COACH: Jeff Lebo

CAPTAINS: Quantez Robertson, Korvotney Barber

			AU	Opp.
Nov. 14	Missouri State	(H)	75	60
Nov. 19	Mercer	(H1)	74	78
Nov. 22	George Washington	(H)	83	71
Nov. 25	Bethune-Cookman	(H1)	61	46
Nov. 28	Dayton (ot)	(N2)	59	60
Nov. 29	Northern Iowa	(N2)	61	67
Dec. 3	Xavier	(A)	74	81
Dec. 6	Louisiana-Monroe	(H)	78	55
Dec. 17	Tuskegee	(H)	75	32
Dec. 20	Virginia	(A)	58	56
Dec. 22	Alabama State	(H)	77	72
Dec. 29	Alabama A&M	(H)	82	40
Dec. 31	Southeastern Louisiana	(H)	77	65
Jan. 3	Tulane	(H)	78	53
Jan. 10	South Carolina	(A)	56	68
Jan. 14	Florida	(H)	65	68
Jan. 17	Alabama	(H)	85	71
Jan. 21	Kentucky	(A)	64	73
Jan. 24	Arkansas	(A)	73	51
Jan. 27	Texas-Pan American	(H)	66	63
Jan. 31	Vanderbilt	(H)	75	82
Feb. 4	Ole Miss	(A)	59	78
Feb. 7	Tennessee	(H)	78	77
Feb. 11	Arkansas	(H)	75	62
Feb. 14	Mississippi State	(H)	91	76
Feb. 18	Georgia	(A)	71	59
Feb. 21	LSU (NR,23)	(A)	72	79
Feb. 25	Ole Miss	(H)	77	64
Feb. 28	Mississippi State	(A)	76	58
Mar. 3	Alabama	(A)	77	73
Mar. 7	LSU (NR,11)	(H)	69	53
Mar. 13	Florida	(N3)	61	58
Mar. 14	Tennessee	(N3)	85	94
Mar. 18	UT Martin	(H4)	87	82
Mar. 20	Tulsa	(H4)	74	55
Mar. 24	Baylor	(H4)	72	74

(H1) Chicago Invitational (Auburn, AL)
(N2) Chicago Inv. (Hoffman Estates, IL, Sears Centre)

(N3) SEC Tournament (Tampa, FL, St. Pete Times Forum)
 (H4) NIT (Auburn, AL)

2009-10 Won 15, Lost 17 (6-10 SEC)

COACH: Jeff Lebo


CAPTAINS: Lucas Hargrove, Frankie Sullivan

		AU	Opp.
Nov. 13	Niagara	(H) 69	65
Nov. 16	Missouri State	(A) 62	73
Nov. 20	Central Florida	(N1) 74	84
Nov. 21	IUPUI	(N1) 80	65
Nov. 22	North Carolina State	(N1) 58	60
Nov. 25	High Point	(H) 75	54
Dec. 1	Alabama A&M	(A) 87	52
Dec. 4	Troy	(H) 77	81
Dec. 7	Virginia	(H) 68	67
Dec. 10	Florida State	(A) 72	76
Dec. 17	Sam Houston State	(H) 89	107
Dec. 22	Alabama State	(H) 94	78
Dec. 29	Charleston Southern	(H) 77	62
Jan. 2	Georgia Southern	(H) 95	75
Jan. 5	West Georgia	(H) 96	72
Jan. 9	South Carolina	(H) 71	80
Jan. 14	Tennessee (NR,9)	(A) 55	81
Jan. 16	Kentucky (NR,2)	(H) 67	72
Jan. 20	LSU	(A) 84	80
Jan. 23	Vanderbilt	(A) 74	82
Jan. 28	Ole Miss (NR,18)	(H) 74	84
Jan. 30	Alabama	(H) 58	57
Feb. 6	Arkansas (ot)	(A) 79	82
Feb. 10	Georgia	(H) 82	63
Feb. 13	Mississippi State (ot)	(A) 75	85
Feb. 18	Florida	(A) 70	78
Feb. 20	Arkansas	(H) 92	83
Feb. 24	Ole Miss	(A) 75	85
Feb. 27	LSU	(H) 74	59
Mar. 3	Mississippi State	(H) 89	80
Mar. 6	Alabama	(A) 61	73
Mar. 11	Florida	(N2) 69	78

(N1) Glenn Wilkes Classic (Daytona Beach, FL)

(N2) SEC Tournament (Nashville, TN)

Numbers in parenthesis correspond to Auburn's national ranking first and opponent's national ranking heading into the game beginning with the 1950-51 season.



1986 NCAA Elite Eight

(L-R Kneeling): Terrance Howard, Melvin Harralson, Gerald White, Johnny Lynn, Frank Ford.
 Standing: Mike Jones, Rob Jones, Gary Godfrey, Chris Morris, Jeff Moore, Chuck Person.



1985 SEC Tournament Champions, NCAA Tournament Sweet 16

(Sitting L-R): Terrance Howard, Rodney Turner, Gerald White, Johnny Lynn, Frank Ford, Gary Godfrey, Vern Strickland; (Middle Row): Rick Stukes (G.A.), Mack McCarthy (Asst. Coach), Sonny Smith (Head Coach), Lawrence Johnson (Asst. Coach), Tevester Anderson (Asst. Coach); (Back Row): Darren Guest, Carey Holland, Chris Morris, Jeff Moore, Chuck Person, Howard Spencer.



1960 SEC Champions

(Standing L-R): Bill Ross, Terry Hinote, David Vaughn, John Helmlinger, Leon Posey, Jorge Hauessler, Jimmy Fibbe, Porter Gilbert, Henry Hart (captain).

Series Scores

AIR FORCE (1-1)				
Dec. 29, 1980	TOL	L	OT 46	48
Dec. 7, 2003	H	W	68	49

ALABAMA (56-85)				
Mar. 1, 1924	ATL*	L	19	40
Feb. 28, 1941	LOU+	L	16	38
Dec. 21, 1948	BHAM	L	45	46
Jan. 5, 1949	H	L	38	45
Jan. 27, 1949	A	L	37	39
Dec. 20, 1949	H	W	45	40
Jan. 28, 1950	A	W	66	58
Feb. 18, 1950	H	W	67	58
Dec. 19, 1950	A	L	46	70
Jan. 18, 1951	H	L	64	65
Feb. 10, 1951	A	L	44	63
Feb. 2, 1952	H	L	60	62
Feb. 23, 1952	A	L	50	63
Feb. 28, 1952	LOU+	L	49	63
Jan. 17, 1953	A	L	51	61
Feb. 28, 1953	H	W	78	73
Dec. 19, 1953	BHAM	L	62	70
Jan. 16, 1954	A	L	58	70
Mar. 5, 1954	H	L	55	57
Jan. 15, 1955	MONT	L	78	99
Mar. 5, 1955	MONT	L	80	84
Jan. 14, 1956	MONT	L	77	86
Mar. 2, 1956	MONT	L	82	93
Jan. 19, 1957	MONT	W	OT 92	88
Mar. 1, 1957	MONT	L	2OT 79	81
Jan. 18, 1958	MONT	L	65	83
Mar. 1, 1958	MONT	W	67	65
Dec. 20, 1958	BHAM	W	79	60
Jan. 17, 1959	MONT	W	57	55
Feb. 28, 1959	MONT	W	69	50
Dec. 19, 1959	BHAM	W	59	52
Jan. 16, 1960	MONT	W	69	66
Feb. 27, 1960	MONT	W	OT 63	61
Dec. 17, 1960	BHAM	W	74	62
Jan. 28, 1961	MONT	L	OT 66	71
Mar. 4, 1961	MONT	W	80	69
Jan. 20, 1962	MONT	W	60	50
Mar. 4, 1962	MONT	W	62	49
Jan. 19, 1963	MONT	W	OT 81	78
Mar. 2, 1963	MONT	W	OT 74	67
Jan. 18, 1964	MONT	L	72	86
Feb. 29, 1964	MONT	W	83	76
Jan. 16, 1965	MONT	W	93	68
Mar. 6, 1965	MONT	W	80	60
Jan. 22, 1966	MONT	W	90	71
Mar. 5, 1966	MONT	L	83	88
Feb. 11, 1967	MONT	W	66	63
Mar. 3, 1967	MONT	W	OT 99	96
Feb. 10, 1968	A	L	63	64
Mar. 2, 1968	H	W	73	69
Jan. 15, 1969	H	W	78	63
Feb. 17, 1969	A	W	60	53
Jan. 12, 1970	A	W	86	77
Feb. 14, 1970	H	W	121	78
Jan. 11, 1971	H	W	83	72
Feb. 13, 1971	A	W	92	76
Jan. 22, 1972	A	L	66	89
Feb. 19, 1972	H	L	78	79
Jan. 20, 1973	H	L	64	76
Feb. 17, 1973	A	L	75	87
Feb. 2, 1974	H	L	64	73
Mar. 4, 1974	A	L	84	97
Feb. 1, 1975	A	L	53	77
Mar. 8, 1975	H	W	76	70
Jan. 10, 1976	H	L	62	63
Feb. 7, 1976	A	L	75	86
Jan. 3, 1977	H	L	71	74
Mar. 5, 1977	A	L	77	81
Jan. 28, 1978	H	L	74	81
Feb. 25, 1978	A	L	86	89
Jan. 20, 1979	H	L	76	83
Feb. 17, 1979	A	L	73	80
Jan. 23, 1980	H	L	OT 46	50
Feb. 20, 1980	A	L	47	59

Jan. 28, 1981	A	L	73	83
Feb. 25, 1981	H	W	56	54
Jan. 27, 1982	H	L	65	67
Feb. 24, 1982	A	L	72	74
Jan. 5, 1983	H	W	91	80
Mar. 6, 1983	A	L	78	86
Mar. 10, 1983	BHAM+	L	61	62
Jan. 5, 1984	A	W	91	86
Mar. 3, 1984	H	W	83	70
Jan. 16, 1985	H	L	55	60
Feb. 16, 1985	A	L	2OT 72	74
Mar. 9, 1985	BHAM+	W	OT 53	49
Jan. 16, 1986	A	L	56	60
Feb. 15, 1986	H	W	71	69
Jan. 22, 1987	A	L	82	88
Feb. 21, 1987	H	L	75	77
Mar. 7, 1987	ATL+	L	68	87
Jan. 27, 1988	H	W	84	74
Feb. 27, 1988	A	L	77	82
Jan. 28, 1989	H	L	64	67
Mar. 2, 1989	A	L	58	74
Jan. 27, 1990	A	L	59	78
Feb. 28, 1990	H	L	65	80
Mar. 10, 1990	ORL+	L	71	87
Jan. 3, 1991	H	L	56	68
Feb. 2, 1991	A	L	80	88
Mar. 9, 1991	NASH+	L	59	77
Jan. 18, 1992	H	W	81	63
Mar. 7, 1992	A	L	80	82
Jan. 27, 1993	A	L	78	81
Mar. 3, 1993	H	W	78	70
Jan. 25, 1994	H	L	69	74
Mar. 5, 1994	A	L	68	83
Mar. 11, 1994	MEM+	L	55	83
Feb. 1, 1995	A	L	63	65
Feb. 18, 1995	H	L	73	86
Jan. 10, 1996	A	L	65	72
Feb. 14, 1996	H	L	72	75
Jan. 28, 1997	H	W	72	62
Feb. 22, 1997	A	L	50	55
Jan. 18, 1998	H	W	94	40
Feb. 4, 1998	A	L	62	76
Jan. 23, 1999	A	W	73	58
Feb. 13, 1999	H	W	102	61
Mar. 5, 1999	ATL+	W	93	61
Feb. 2, 2000	H	W	77	63
Feb. 22, 2000	A	L	64	68
Jan. 27, 2001	A	L	80	81
Feb. 21, 2001	H	W	OT 72	69
Jan. 12, 2002	H	W	59	56
Feb. 27, 2002	A	L	68	73
Jan. 18, 2003	H	W	77	68
Feb. 15, 2003	A	L	68	84
Jan. 17, 2004	A	L	46	69
Feb. 24, 2004	H	L	71	72
Jan. 26, 2005	H	L	55	60
Mar. 2, 2005	A	L	53	94
Jan. 11, 2006	H	L	52	56
Mar. 1, 2006	A	L	61	71
Jan. 23, 2007	H	W	81	57
Feb. 24, 2007	A	W	86	77
Jan. 26, 2008	A	L	77	97
Feb. 24, 2008	H	W	88	76
Jan. 17, 2009	H	W	85	71
Mar. 3, 2009	A	W	77	73
Jan. 30, 2010	H	W	58	57
Mar. 6, 2010	A	L	61	73

*Southern Conference Tournament
 +SEC Tournament
Key to Abbreviations:
 ATL—Atlanta, Ga. BHAM—Birmingham, Ala.
 LOU—Louisville, Ky. MONT—Montgomery, Ala.
 NASH—Nashville, Tenn. ORL—Orlando, Fla.
 MEM—Memphis, Tenn.

Series Notes
 All Games at Auburn: Auburn leads 26-24
 All Games at BEMC: Auburn leads 22-20
 Tony Barbee vs. Alabama: 0-0
 All Games at Alabama: Alabama leads 42-8
 All Games at Coleman Coliseum: Alabama leads 35-7

Anthony Grant vs. Auburn: 1-1
 All Games at Neutral Sites: Auburn leads 22-19
 All Games at Birmingham: Auburn leads 4-3
 All Games at Montgomery: Auburn leads 17-9
 SEC Tournament Games: Alabama leads 7-2
 Current Series Streak: 1 by Alabama
 Longest Auburn Streak: 8 ('57-'58/'60-'61)
 Longest Alabama Streak: 11 ('75-'76/'80-'81)

ALABAMA A&M (3-0)				
Dec. 22, 2007	H	W	67	56
Dec. 29, 2008	H	W	82	40
Dec. 1, 2009	A	W	87	52

ALABAMA STATE (5-0)				
Dec. 11, 1989	H	W	98	79
Dec. 17, 1994	H	W	102	62
Nov. 16, 2007	A	W	63	60
Dec. 22, 2008	H	W	77	72
Dec. 22, 2009	H	W	94	78

ALASKA-ANCHORAGE (0-1)				
Nov. 26, 1989	A*	L	94	109

* Great Alaska Shootout (Anchorage, Alaska)

ALBANY YMCA (0-1)				
Dec. 19, 1924	L	21	28	

APPALACHIAN STATE (1-0)				
Nov. 29, 1976	H	W	84	61

ARIZONA (1-0)				
Mar. 14, 1986	LB*	W	73	63

*NCAA Tournament
Key to Abbreviation: LB—Long Beach, Calif.

ARKANSAS (16-24)				
Dec. 27, 1967	OKC	W	65	58
Jan. 4, 1992	A	L	92	110
Feb. 26, 1992	H	L	74	82
Jan. 23, 1993	A	W	100	89
Mar. 6, 1993	H	W	81	80
Jan. 15, 1994	H	L	105	117
Feb. 26, 1994	A	L	81	91
Jan. 14, 1995	H	W	104	90
Mar. 4, 1995	A	L	66	68
Jan. 6, 1996	H	W	101	76
Feb. 17, 1996	A	L	77	87
Jan. 8, 1997	H	L	55	56
Feb. 11, 1997	A	L	42	75
Jan. 21, 1998	H	L	65	79
Feb. 21, 1998	A	L	83	107
Jan. 6, 1999	H	W	83	66
Feb. 24, 1999	A	L	88	104
Feb. 5, 2000	H	W	73	55
Mar. 5, 2000	A	L	55	64
Mar. 12, 2000	ATL+	L	67	75
Jan. 17, 2001	A	L	72	82
Feb. 14, 2001	H	W	71	63
Jan. 5, 2002	H	L	77	83
Feb. 2, 2002	A	L	60	62
Jan. 11, 2003	A	W	52	37
Mar. 5, 2003	H	W	69	54
Jan. 21, 2004	H	W	70	63
Feb. 4, 2004	A	L	52	74
Jan. 22, 2005	A	L	59	95
Mar. 5, 2005	H	W	77	64
Jan. 21, 2006	H	L	52	68
Feb. 11, 2006	A	L	64	84
Feb. 7, 2007	A	L	57	65
Feb. 21, 2007	H	W	67	59
Jan. 10, 2008	H	L	70	76
Mar. 8, 2008	A	L	64	77
Jan. 24, 2009	A	W	73	51
Feb. 11, 2009	H	W	75	62
Feb. 6, 2010	A	L	OT 79	82
Feb. 20, 2010	H	W	92	83

+SEC Tournament **Key to Abbreviation:**
 OKC—Oklahoma City, Okla. ATL—Atlanta, Ga.
Series Notes



All Games at Auburn: Auburn leads 12-7
 All Games at BMC: Auburn leads 12-7
 Tony Barbee vs. Arkansas: 0-0
 All Games at Arkansas: Arkansas leads 16-3
 All Games at Bud Walton Arena: Arkansas leads 15-2
 John Pelphrey vs. Auburn: 3-4
 All Games at Neutral Sites: Series tied 1-1
 SEC Tournament Games: Arkansas leads 1-0
 Current Series Streak: 1 by Auburn
 Longest Auburn Streak: 3 ('02-'03/'03-'04)
 Longest Arkansas Streak: 5 ('95-'96/'97-'98)

ARKANSAS-LITTLE ROCK (1-0)

Dec. 5, 1996 H W 75 63

ARKANSAS-PINE BLUFF (2-0)

Nov. 25, 1996 H W 89 56
 Nov. 21, 1999 H W 100 44

ARKANSAS STATE (0-1)

Dec. 7, 1979 COL OT L 62 69
Key to Abbreviation: COL—Columbia, Mo.

ARMSTRONG STATE (3-0)

Dec. 6, 1980 H W 79 70
 Dec. 3, 1984 H W 80 47
 Dec. 1, 1986 H W 94 54

ATHENS COLLEGE (2-0)

Dec. 27, 1963 H W 83 51
 Dec. 4, 1971 H W 95 71

ATLANTA ATHLETIC CLUB (1-13)

Feb. 16, 1906 A W 28 17
 1909-10 A L 23 44
 1911-12 L 22 60
 Jan. 11, 1913 A L 30 62
 Jan. 10, 1914 A L 20 70
 Jan. 18, 1915 A L 29 43
 1914-15 A L 18 76
 1918-19 A L 23 40
 1918-19 L 26 36
 1919-20 A L 19 57
 1919-20 H L 24 44
 Jan. 15, 1921 A L 17 42
 Jan. 14, 1922 A L 12 42
 Jan. 12, 1924 A L 22 31

AUGUSTA ATHLETIC ASSOCIATION (1-0)

Jan. 27, 1909 H W 37 9

AUGUSTA COLLEGE (1-0)

Dec. 18, 1986 H W 89 66

AUSTIN PEAY (4-0)

Dec. 18, 1979 BHAM W 65 61
 Dec. 20, 1980 A W 52 51
 Dec. 5, 1981 H W 67 56
 Dec. 11, 1986 H W 115 93
Key to Abbreviation: BHAM—Birmingham, Ala.

BALL STATE (1-1)

Dec. 7, 1993 H W 92 87
 Dec. 3, 1994 A L 74 82

BAYLOR (2-4)

Dec. 27, 1948 OKC L 44 59
 Dec. 20, 1957 A L 53 62
 Dec. 6, 1958 H W 71 60
 Dec. 9, 1995 A W 83 64
 Dec. 14, 1996 H L 63 68
 Mar. 24, 2009 H* L 72 74
Key to Abbreviation: * National Invitation Tournament
 OKC—Oklahoma City, Okla.

BELMONT (2-0)

Dec. 1, 1999 H W 65 56
 Dec. 30, 2004 H W 73 69

BESSEMER ATHLETIC CLUB (4-4)

Feb. 16, 1908 A W 34 13
 Jan. 16, 1909 H L 14 17
 1909-10 H W 26 18
 1909-10 A W 23 10
 1910-11 W 28 24

1911-12 L 19 20
 Feb. 5, 1913 A L 9 31
 Jan. 30, 1914 A L 27 68

BETHUNE-COOKMAN (2-0)

Dec. 29, 1998 H W 99 46
 Nov. 25, 2008 H W 61 46

BIRMINGHAM ATHLETIC CLUB (11-17-1)

Mar. 16, 1906 A T 14 14
 Feb. 16, 1907 A L 23 29
 1906-07 L 20 21
 Feb. 8, 1908 W 26 14
 Feb. 15, 1908 L 21 25
 1909-10 A L 31 33
 1909-10 H W 31 19
 1909-10 A W 26 19
 1910-11 L 19 53
 1911-12 L 26 35
 1911-12 L 9 27
 Feb. 6, 1913 A L 12 35
 Jan. 23, 1914 H L 19 42
 Jan. 20, 1918 L 19 27
 Feb. 12, 1919 L 22 38
 1919-20 H W 27 21
 1919-20 A W 25 20
 Feb. 12, 1921 A L 34 39
 Feb. 4, 1922 A W 29 19
 Feb. 18, 1922 H W 34 21
 1922-23 W 31 17
 1922-23 L 19 42
 Jan. 19, 1924 W 44 23
 Feb. 16, 1924 L OT 32 36
 Feb. 14, 1925 L 25 35
 Jan. 23, 1926 A L 27 44
 Feb. 13, 1926 H W 39 32
 1928-29 H W 37 34
 1928-29 A L 20 38

BIRMINGHAM COLLEGE (2-0)

1917-18 W 27 24
 1917-18 W 19 11

BIRMINGHAM HIGH SCHOOL (2-2)

1909-10 H W 29 16
 1910-11 L 21 28
 1911-12 W 31 8
 Feb. 7, 1913 A L 24 34

BIRMINGHAM-SOUTHERN (22-4)

1925-26 A W 32 17
 Jan. 8, 1932 A W 41 23
 Jan. 20, 1933 A L 33 50
 Jan. 26, 1934 H L 22 39
 Jan. 26, 1935 H L 20 37
 Feb. 2, 1935 A L 40 46
 Jan. 24, 1936 A W 26 17
 Feb. 28, 1936 N W 41 22
 Jan. 30, 1937 A W 39 22
 Jan. 19, 1938 A W 49 39
 Feb. 18, 1938 A
 Jan. 28, 1939 H W 50 17
 Feb. 11, 1939 H W 52 35
 Dec. 4, 1948 A W 40 32
 Dec. 1, 1949 H W 79 49
 Jan. 4, 1950 A W 70 48
 Nov. 30, 1950 A W 57 56
 Dec. 6, 1950 H W 69 57
 Nov. 29, 1951 A W 65 59
 Dec. 15, 1951 H W 79 46
 Dec. 13, 1952 A W 87 61
 Jan. 6, 1953 H W 84 59
 Dec. 1, 1953 H W 81 50
 Dec. 4, 1953 A W 93 66
 Dec. 4, 1954 H W 90 77
 Dec. 3, 1955 H W 81 64
 Nov. 26, 1985 H W 61 51

BIRMINGHAM YMCA (0-2)

1909-10 A L 12 23
 1910-11 L 27 30

BOSTON COLLEGE (1-0)

Dec. 23, 1985 ORL W 89 85
Key to Abbreviation: ORL—Orlando, Fla.

BRADLEY (2-0)

Mar. 17, 1988 ATL* W 90 86
 Dec. 16, 1999 MOB W 78 64
Key to Abbreviation: *NCAA Tournament
 ATL—Atlanta, Ga. MOB—Mobile, Ala.

BRIGHAM YOUNG (1-0)

Nov. 23, 1998 H W 62 43

BUFFALO (1-0)

Dec. 27, 1969 BHAM W 84 61
Key to Abbreviation: BHAM—Birmingham, Ala.

BUTLER (2-0)

Dec. 7, 1974 A W 74 71
 Dec. 1, 1975 H W 80 69

CAMP BENNING (6-4)

Jan. 25, 1919 H W 68 9
 Jan. 17, 1921 A L 11 19
 Feb. 14, 1922 H L 17 30
 1922-23 W 24 19
 Jan. 16, 1924 W 42 18
 Jan. 13, 1925 H L 27 36
 Feb. 12, 1925 A W 38 36
 1928-29 H W 40 38
 1928-29 A L 37 43
 1930-31 W 54 13

CAL STATE-CHICO (1-0)

Dec. 21, 1981 H W 104 61

CAL STATE-FULLERTON (1-0)

Dec. 28, 1982 SLC W 69 60
Key to Abbreviation: SLC—Salt Lake City, Utah

CENTENARY (1-0)

Dec. 21, 1992 H W 86 61

CENTRAL FLORIDA (4-1)

Dec. 22, 1985 A W 78 49
 Dec. 29, 1988 A W 95 68
 Nov. 14, 1997 A W 70 63
 Nov. 19, 1998 H W 77 42
 Nov. 20, 2009 DAY L 74 84
Key to Abbreviation: DAY—Daytona Beach, FL

CENTRAL COLLEGE (0-1)

Jan. 31, 1921 A L 24 42

CHARLESTON SOUTHERN (3-0)

Dec. 30, 2006 H W 69 53
 Nov. 19, 2007 A1 W 89 59
 Dec. 29, 2009 H W 77 62
 A1—North Charleston (S.C.) Coliseum

CHARLOTTE YMCA (0-1)

1919-20 A L 30 36

THE CITADEL (1-1)

Dec. 1, 1966 A W 105 83
 Dec. 1, 1967 H L 70 73

CLEMSON (14-11)

1919-20 A W 60 12
 Mar. 3, 1921 ATL+ W 45 25
 Jan. 21, 1922 H W 32 19
 1922-23 L 19 24
 Feb. 3, 1927 H W 45 26
 Feb. 4, 1927 H W 45 23
 Jan. 18, 1928 H W 56 26
 Jan. 19, 1928 H W 30 23
 Feb. 27, 1928 ATL+ W 27 26
 Feb. 1, 1929 A L 20 46
 Jan. 10, 1930 H L 31 39
 Jan. 10, 1931 H W 44 20
 Jan. 26, 1931 A L 33 37
 1935-36 H L 23 33
 1935-36 H L 18 31
 Feb. 15, 1937 W 41 33
 Feb. 16, 1937 W 33 26
 Dec. 17, 1956 CHAR W 89 64
 Dec. 27, 1964 GRE L 65 77
 Dec. 21, 1968 BHAM W 92 72

Dec. 4, 1969	A	W	61	60
Dec. 30, 1971	GRE	L	67	77
Nov. 30, 1973	A	L	72	87
Dec. 27, 1974	MIN	L	59	63
Mar. 18, 1993	*A*	L	72	84

*National Invitation Tour. +Southern Conference Tour.
Key to Abbreviations: MIN—Minneapolis, Minn.
 ATL—Atlanta, Ga. BHAM—Birmingham, Ala.
 CHAR—Charlotte, N.C. GRE—Greenville, S.C.

COLLEGE OF CHARLESTON (2-0)

Nov. 17, 2003	H	W	66	62
Dec. 7, 2004	A	W	76	61

COASTAL CAROLINA (1-0)

Dec. 17, 1995	H	W	82	66
---------------	---	---	----	----

COLORADO (0-1)

Nov. 29, 1996	HILLO	L	OT 72	78
---------------	-------	---	-------	----

Key to Abbreviation: HILLO—Hilo, Hawaii

COLORADO STATE (2-2)

Dec. 28, 1948	OKC	L	41	46
Dec. 1, 2003	H	W	84	54
Nov. 30, 2004	H	W	OT 79	76
Nov. 28, 2005	A	L	67	77

Key to Abbreviation: OKC—Oklahoma City, Okla.

COLUMBIA (2-0)

Dec. 20, 1965	TAM	W	OT 76	75
Dec. 30, 1980	TOL	W	63	55

Key to Abbreviations:
 TAM—Tampa, Fla. TOL—Toledo, Ohio

COLUMBUS COLLEGE (2-0)

Nov. 28, 1983	H	W	58	54
Nov. 26, 1984	H	W	91	56

COLUMBUS YMCA (3-12)

Feb. 7, 1906	H	L	16	18
Feb. 14, 1907	H	W	OT 29	27
Feb. 26, 1907	A	W	16	11
1907-08	L	L	32	37
Mar. 2, 1908	H	L	19	33
Jan. 8, 1909	H	L	14	41
1909-10	A	L	8	44
1909-10	H	L	16	42
1910-11	L	L	33	45
1911-12	L	L	12	19
1912-13	H	L	13	77
Jan. 9, 1914	A	L	3	74
Feb. 14, 1914	H	L	11	41
Feb. 27, 1915	A	L	29	51
Jan. 8, 1924	W	W	36	19

CONNECTICUT (0-1)

Nov. 25, 1989	ANCH	L	81	95
---------------	------	---	----	----

Key to Abbreviation: ANCH—Anchorage, Alaska

COPPIN STATE (1-0)

Dec. 13, 1999	H	W	63	35
---------------	---	---	----	----

CREIGHTON (1-1)

Dec. 28, 1976	LOU	L	76	81
Mar. 16, 2000	MINN*	W	72	69

Key to Abbreviation: *NCAA Tournament
 LOU—Louisville, Ky. MINN—Minneapolis, Minn.

CUMBERLAND (0-1)

Jan. 23, 1913	H	L	19	35
---------------	---	---	----	----

DARTMOUTH (1-0)

Dec. 20, 1969	NASH	W	85	76
---------------	------	---	----	----

Key to Abbreviation: NASH—Nashville, Tenn.

DAVIDSON (1-0)

Dec. 28, 1951	CHAR	W	66	59
---------------	------	---	----	----

Key to Abbreviation: CHAR—Charlotte, N.C.

DAYTON (0-3)

Dec. 29, 1965	NO	L	71	85
Dec. 18, 1972	A	L	63	106
Nov. 28, 2008	HE	L	OT 59	60

Key to Abbreviation:
 NO—New-Orleans, La. HE—Hoffman Estates, Ill.

DELAWARE (2-0)

Dec. 22, 1984	CHAT	W	95	63
Dec. 20, 2004	CARO	W	74	46

Key to Abbreviation: CHAT—Chattanooga, Tenn.
 CARO—Carolina, Puerto Rico (San Juan Shootout)

DENVER (1-0)

Dec. 21, 2002	CAG	W	63	58
---------------	-----	---	----	----

Key to Abbreviation: CAG—Caguas, Puerto Rico

DETROIT (1-0)

Dec. 9, 2000	BHAM	W	75	72
--------------	------	---	----	----

Key to Abbreviation: BHAM—Birmingham, Ala.

DUKE (0-3)

Dec. 30, 1963	NO	L	67	84
Dec. 26, 1975	A	L	74	85
Dec. 30, 1981	A	L	71	72

Key to Abbreviation: NO—New Orleans, La.

DUQUESNE (2-0)

Dec. 9, 1989	BHAM	W	79	74
Dec. 13, 1990	A	W	75	71

Key to Abbreviation: BHAM—Birmingham, Ala.

EAST TENNESSEE STATE (1-0)

Nov. 17, 2006	H	W	64	58
---------------	---	---	----	----

EASTERN ILLINOIS (1-0)

Dec. 7, 1972	H	W	82	75
--------------	---	---	----	----

EASTERN KENTUCKY (3-1)

Dec. 17, 1955	MONT	L	71	93
Dec. 19, 1983	H	W	100	60
Dec. 15, 1986	A	W	97	82
Dec. 28, 1991	CHAT	W	104	92

Key to Abbreviation:
 CHAT—Chattanooga, Tenn. MONT—Montgomery, Ala.

ECKERD (1-0)

Dec. 13, 1980	H	W	106	66
---------------	---	---	-----	----

FAIRLEIGH DICKINSON (1-0)

Dec. 4, 1976	H	W	86	59
--------------	---	---	----	----

FLORENCE STATE (3-0)

Dec. 27, 1958	H	W	104	78
Dec. 1, 1959	H	W	95	69
Jan. 2, 1961	H	W	76	50

FLORIDA (87-70)

Jan. 15, 1927	H	W	51	34
Feb. 5, 1927	A	W	40	28
Jan. 13, 1928	A	W	39	23
Jan. 14, 1928	A	W	43	33
Feb. 21, 1928	H	W	50	28
Feb. 22, 1928	H	W	38	29
Jan. 25, 1929	A	L	34	44
Jan. 26, 1929	A	W	39	32
Feb. 18, 1929	H	L	29	46
Feb. 19, 1929	H	W	51	26
Jan. 22, 1932	A	W	43	26
Jan. 23, 1932	A	W	28	21
Feb. 17, 1933	H	W	32	30
Feb. 18, 1933	H	W	16	11
Feb. 17, 1934	A	L	21	39
Feb. 18, 1934	A	W	23	21
Feb. 8, 1935	H	L	25	35
Feb. 9, 1935	H	W	39	34
Feb. 21, 1936	A	W	32	16
Feb. 22, 1936	A	L	13	20
Feb. 12, 1937	H	W	35	34
Feb. 13, 1937	H	W	51	40
Feb. 25, 1938	A	L	34	43
Feb. 26, 1938	A	L	35	51
Feb. 24, 1939	H	W	40	38
Feb. 25, 1939	H	L	25	31
Feb. 23, 1940	H	L	37	42
Feb. 20, 1942	H	W	47	23
Feb. 21, 1942	H	W	38	36
Feb. 12, 1945	A	L	33	58
Feb. 13, 1945	A	W	42	40
Feb. 19, 1945	H	W	43	41
Feb. 20, 1945	H	L	48	62
Jan. 29, 1946	H	W	49	36

Jan. 30, 1946	H	W	51	40
Feb. 8, 1946	A	W	60	53
Feb. 9, 1946	A	L	34	53
Jan. 17, 1947	A	L	32	48
Jan. 18, 1947	A	L	28	39
Feb. 7, 1947	H	L	42	48
Feb. 8, 1947	H	W	36	30
Dec. 12, 1947	A	W	43	41
Dec. 13, 1947	A	L	39	47
Feb. 5, 1948	H	W	53	50
Feb. 6, 1948	H	L	37	39
Jan. 8, 1949	A	L	45	61
Feb. 17, 1949	H	W	44	43
Jan. 14, 1950	H	W	72	46
Feb. 20, 1950	A	L	41	43
Feb. 17, 1951	A	L	61	82
Feb. 23, 1951	H	W	OT 83	77
Jan. 3, 1952	A	L	63	64
Feb. 8, 1952	H	W	61	52
Feb. 4, 1953	H	L	62	66
Feb. 21, 1953	A	L	67	71
Jan. 29, 1954	A	W	83	76
Feb. 13, 1954	H	W	85	65
Jan. 29, 1955	H	W	91	69
Feb. 12, 1955	A	W	70	66
Jan. 2, 1956	H	W	89	77
Feb. 11, 1956	H	W	77	73
Jan. 28, 1957	H	W	76	61
Feb. 9, 1957	A	W	73	70
Jan. 11, 1958	A	L	66	90
Feb. 10, 1958	H	W	76	69
Jan. 10, 1959	A	W	63	54
Feb. 9, 1959	H	W	93	71
Jan. 9, 1960	A	W	73	69
Feb. 8, 1960	H	W	89	51
Jan. 13, 1961	A	L	53	58
Feb. 13, 1961	H	L	60	78
Jan. 13, 1962	A	L	40	43
Feb. 12, 1962	H	W	64	60
Jan. 12, 1963	A	W	81	56
Feb. 11, 1963	H	W	88	59
Jan. 11, 1964	A	L	46	63
Feb. 10, 1964	H	W	79	58
Jan. 9, 1965	H	W	74	63
Feb. 7, 1965	A	W	83	79
Jan. 24, 1966	H	L	64	68
Feb. 9, 1966	A	W	86	66
Jan. 30, 1967	H	W	87	61
Feb. 18, 1967	A	L	59	79
Jan. 29, 1968	A	L	60	65
Feb. 17, 1968	H	W	73	65
Jan. 4, 1969	A	L	59	68
Feb. 8, 1969	H	W	OT 81	80
Jan. 3, 1970	H	W	91	75
Feb. 7, 1970	A	L	68	70
Jan. 2, 1971	A	L	60	66
Feb. 6, 1971	H	W	85	70
Jan. 8, 1972	H	W	79	74
Feb. 12, 1972	A	W	103	100
Jan. 6, 1973	A	L	55	65
Feb. 10, 1973	H	L	OT 74	76
Jan. 14, 1974	H	L	81	92
Feb. 16, 1974	A	L	77	85
Jan. 13, 1975	A	W	84	68
Feb. 15, 1975	H	W	76	75
Jan. 31, 1976	A	W	92	86
Feb. 28, 1976	H	W	89	80
Jan. 22, 1977	H	L	73	77
Feb. 19, 1977	A	L	68	79
Jan. 14, 1978	A	W	81	72
Feb. 11, 1978	H	W	92	84
Jan. 6, 1979	H	W	91	86
Feb. 3, 1979	A	W	OT 93	92
Jan. 5, 1980	H	W	82	62
Feb. 2, 1980	A	L	60	70
Jan. 10, 1981	A	L	59	63
Feb. 7, 1981	H	L	50	55
Mar. 4, 1981	BHAM*	L	OT 48	50
Jan. 9, 1982	H	W	80	60
Feb. 6, 1982	A	L	66	69
Jan. 8, 1983	A	L	75	92
Feb. 5, 1983	H	W	62	54
Jan. 7, 1984	H	W	82	66
Feb. 5, 1984	A	W	67	65
Jan. 5, 1985	H	W	80	74

Feb. 6, 1985	A	W	OT 81	78
Mar. 8, 1985	BHAM*	W	43	42
Jan. 4, 1986	A	L	59	62
Feb. 6, 1986	H	W	67	65
Jan. 31, 1987	H	W	81	68
Feb. 9, 1987	A	W	84	70
Jan. 6, 1988	H	W	72	67
Feb. 6, 1988	A	W	58	57
Jan. 14, 1989	H	L	75	79
Feb. 15, 1989	A	L	79	90
Jan. 13, 1990	A	L	62	84
Feb. 14, 1990	H	W	75	55
Jan. 5, 1991	A	L	82	84
Feb. 6, 1991	H	L	OT 84	87
Feb. 19, 1992	A	L	81	92
Jan. 6, 1993	H	L	73	76
Feb. 2, 1994	A	L	67	68
Jan. 25, 1995	H	W	77	71
Feb. 10, 1996	A	W	73	70
Jan. 11, 1997	H	W	79	65
Feb. 11, 1998	A	L	64	81
Mar. 5, 1998	ATL*	L	64	68
Jan. 16, 1999	H	W	88	69
Feb. 27, 2000	A	L	59	88
Mar. 10, 2000	ATL*	W	78	70
Jan. 24, 2001	H	L	63	65
Feb. 20, 2002	A	L	61	89
Mar. 7, 2002	ATL*	L	63	81
Mar. 1, 2003	H	L	70	73
Jan. 24, 2004	A	L	52	68
Jan. 12, 2005	H	L	OT 78	84
Jan. 14, 2006	A	L	57	69
Jan. 27, 2007	H	L	66	91
Jan. 12, 2008	A	L	56	72
Jan. 14, 2009	H	L	65	68
Mar. 13, 2009	TAM*	W	61	58
Feb. 18, 2010	A	L	70	78
Mar. 11, 2010	NASH*	L	69	78

Key to Abbreviation: * SEC Tournament
 BHAM—Birmingham, Ala. ATL—Atlanta, Ga
 NASH—Nashville, TN.

Series Notes
 All Games at Auburn: Auburn leads 54-22
 All Games at BEMC: Auburn leads 20-12
 Tony Barbee vs. Florida: 0-0
 All Games at Florida: Florida leads 44-30
 All Games at O'Connell Center: Florida leads 16-5
 Billy Donovan vs. Auburn: 15-3
 All Games at Neutral Sites: Florida leads 4-3
 SEC Tournament Games: Florida leads 3-3
 Current Series Streak: 2 by Florida
 Longest Auburn Streak: 8 (*53-'54/'56-'57)
 Longest Florida Streak: 10 (2000-01/2008-09)

FLORIDA A&M (6-0)

Dec. 29, 1994	A	W	83	70
Dec. 30, 1995	A	W	84	54
Dec. 28, 1996	A	W	95	57
Dec. 6, 1997	H	W	79	69
Nov. 16, 1998	H	W	94	47
Nov. 17, 2000	H	W	87	52

FLORIDA ATLANTIC (1-0)

Feb. 5, 1994	H	W	91	78
--------------	---	---	----	----

FLORIDA INTERNATIONAL (2-0)

Dec. 18, 1982	H	W	115	77
Nov. 30, 2001	H	W	67	55

FLORIDA STATE (21-7)

Dec. 17, 1958	H	W	95	74
Dec. 29, 1958	A	W	69	62
Dec. 12, 1959	H	W	62	58
Dec. 28, 1959	A	W	76	63
Dec. 10, 1960	H	W	74	57
Jan. 17, 1961	COL	W	74	67
Dec. 9, 1961	H	L	52	56
Dec. 30, 1961	A	W	62	57
Dec. 8, 1962	H	W	65	47
Dec. 21, 1962	A	W	OT 77	70
Dec. 7, 1963	A	L	67	69
Jan. 28, 1964	H	W	63	59
Dec. 5, 1964	H	W	92	68
Jan. 25, 1965	A	L	55	58
Dec. 21, 1965	TAM	W	59	58

Dec. 27, 1965	PENSA	W	80	64
Dec. 27, 1966	MOB	W	67	59
Dec. 4, 1978	H	L	70	71
Feb. 4, 1980	A	L	69	73
Dec. 17, 1980	BHAM	W	78	74
Dec. 19, 1981	A	W	77	76
Dec. 1, 1982	H	W	78	68
Dec. 5, 1983	A	W	76	69
Dec. 3, 1989	A	L	78	82
Dec. 15, 1990	H	W	99	96
Dec. 6, 1998	A	W	80	68
Dec. 5, 1999	H	W	55	54
Dec. 17, 2009	A	L	72	76

Key to Abbreviations:

BHAM—Birmingham, Ala. COL—Columbus, Ga.
 MOB—Mobile, Ala. MONT—Montgomery, Ala.
 TAM—Tampa, Fla. PENSA—Pensacola, Fla.

FORDHAM (1-0)

Dec. 30, 1993	TUCS	W	81	60
---------------	------	---	----	----

Key to Abbreviation: TUCS—Tucson, Ariz.

FURMAN (3-1)

1922-23	L	22	43	
Dec. 29, 1964	A	W	107	86
Dec. 29, 1971	A	W	103	78
Nov. 22, 2004	H	W	85	74

GARDNER-WEBB (1-0)

Nov. 25, 2005	H	W	70	43
---------------	---	---	----	----

GEORGETOWN-KY. (1-0)

Feb. 9, 1928	H	W	41	25
--------------	---	---	----	----

GEORGE WASHINGTON (2-1)

Dec. 8, 1979	COL	L	60	71
Dec. 2, 2007	DC	W	74	70
Nov. 22, 2008	H	W	83	71

Key: COL—Columbia, Mo. DC—Washington, D.C.

GEORGIA (87-87)

1907-08	COL	W	34	20
1908-09	A	L	37	48
1909-10	A	L	35	40
1909-10	H	W	56	21
1910-11	A	L	24	26
1911-12	A	L	19	40
Jan. 10, 1913	A	L	12	92
Mar. 1, 1913	H	L	21	67
Jan. 16, 1914	A	L	16	80
Feb. 28, 1914	H	L	15	46
Feb. 7, 1916	A	L	14	81
Feb. 8, 1916	H	L	18	45
Jan. 19, 1917	A	L	18	90
Jan. 14, 1919	A	W	25	20
Jan. 29, 1919	H	W	35	22
1919-20	A	L	16	31
1919-20	H	W	31	29
Jan. 12, 1921	H	L	22	31
Feb. 5, 1921	A	L	23	29
Mar. 4, 1921	ATL+	L	24	32
1921-22	A	L	15	39
1921-22	H	L	17	31
1922-23	A	L	29	35
1922-23	H	W	45	16
Jan. 30, 1924	H	L	17	32
Feb. 5, 1924	A	L	18	33
Feb. 10, 1925	A	L	17	40
Feb. 17, 1925	H	L	21	37
Feb. 4, 1926	A	L	28	49
Feb. 3, 1928	H	W	28	25
Feb. 2, 1929	A	L	31	39
Mar. 1, 1929	ATL+	L	24	42
Jan. 29, 1930	H	L	35	43
Jan. 23, 1931	A	L	27	30
Feb. 28, 1931	N+	L	27	31
Feb. 15, 1932	H	W	26	24
Feb. 11, 1933	A	L	21	22
Feb. 10, 1934	H	W	30	21
Feb. 5, 1935	A	L	29	33
Feb. 15, 1936	H	W	33	26
Feb. 29, 1936	N*	W	43	26
1936-37	A	L	19	21
Feb. 12, 1938	H	W	34	27
Feb. 4, 1939	A	L	21	43

Feb. 10, 1939	H	W	34	29
Feb. 3, 1940	H	L	28	32
Feb. 9, 1940	H	L	47	48
Feb. 28, 1940	KNOX*	L	41	48
Feb. 8, 1941	H	W	43	39
Feb. 26, 1941	A	L	31	36
Feb. 6, 1942	A	W	32	28
Feb. 13, 1942	H	W	53	41
Feb. 5, 1943	H	W	47	32
Feb. 13, 1943	A	L	31	51
Jan. 18, 1945	A	L	50	59
Feb. 3, 1945	H	L	43	59
1945-46	A	L	37	38
Jan. 21, 1946	H	W	40	37
Jan. 25, 1947	H	L	40	44
1946-47	A	L	45	60
Jan. 16, 1948	H	W	52	41
Feb. 21, 1948	A	L	36	74
Jan. 14, 1949	A	L	52	55
1948-49	H	W	53	47
Feb. 9, 1950	H	W	67	54
Feb. 25, 1950	A	W	55	46
Jan. 13, 1951	H	W	OT 69	68
Jan. 27, 1951	A	W	61	49
Dec. 8, 1951	A	W	62	48
Jan. 26, 1952	H	W	65	51
Dec. 19, 1952	BHAM	W	71	49
Jan. 9, 1953	A	W	64	59
Jan. 21, 1953	H	W	78	69
Dec. 18, 1953	BHAM	W	75	73
Jan. 23, 1954	A	W	81	66
Feb. 15, 1954	H	W	80	61
Jan. 22, 1955	A	L	83	88
Jan. 31, 1955	H	W	78	76
Jan. 21, 1956	A	W	60	59
Feb. 13, 1956	H	W	96	80
Jan. 12, 1957	A	L	72	75
Jan. 26, 1957	H	W	73	66
Jan. 25, 1958	COL	W	90	62
Feb. 8, 1958	H	W	75	73
Jan. 24, 1959	A	W	81	61
Feb. 7, 1959	H	W	95	69
Jan. 23, 1960	A	L	59	68
Feb. 6, 1960	H	W	72	45
Jan. 21, 1961	COL	W	78	68
Feb. 11, 1961	H	W	73	69
Jan. 27, 1962	COL	W	83	47
Feb. 10, 1962	H	W	74	49
Jan. 26, 1963	A	W	78	62
Feb. 9, 1963	H	W	OT 70	67
Jan. 25, 1964	A	W	85	77
Feb. 8, 1964	H	L	67	71
Jan. 23, 1965	H	W	95	65
Feb. 6, 1965	A	L	60	62
Feb. 16, 1966	A	L	74	83
Feb. 23, 1966	H	W	74	63
Jan. 28, 1967	H	W	73	64
Feb. 1, 1967	A	W	62	49
Jan. 27, 1968	A	L	74	76
Jan. 31, 1968	H	W	62	56
Jan. 6, 1969	A	L	69	74
Jan. 20, 1969	H	L	84	85
Jan. 5, 1970	H	L	64	68
Jan. 19, 1970	A	L	67	71
Jan. 4, 1971	A	W	79	58
Jan. 18, 1971	H	L	76	77
Jan. 10, 1972	H	W	99	93
Jan. 24, 1972	A	L	72	79
Jan. 8, 1973	A	L	OT 72	84
Jan. 22, 1973	H	L	64	68
Jan. 28, 1974	A	L	82	85
Mar. 2, 1974	H	W	97	84
Jan. 27, 1975	H	W	65	64
Mar. 1, 1975	A	L	OT 90	93
Jan. 17, 1976	A	W	94	70
Feb. 14, 1976	H	W	88	79
Jan. 10, 1977	A	W	95	71
Feb. 7, 1977	H	W	83	74
Jan. 2, 1978	A	W	76	69
Mar. 4, 1978	H	W	81	80
Jan. 11, 1979	A	W	84	77
Feb. 22, 1979	H	W	73	68
Mar. 1, 1979	BHAM*	W	4OT 95	91
Jan. 19, 1980	H	W	58	53
Feb. 16, 1980	A	W	OT 69	65

Feb. 27, 1980	BHAM*	W	79	71
Jan. 24, 1981	A	L	63	67
Feb. 21, 1981	H	L	65	76
Jan. 23, 1982	H	W	82	74
Feb. 20, 1982	A	L	56	57
Jan. 22, 1983	H	W	66	64
Feb. 19, 1983	A	L	60	67
Jan. 22, 1984	A	L	86	90
Feb. 18, 1984	H	W	81	63
Jan. 19, 1985	A	L	80	97
Feb. 21, 1985	H	L	84	86
Jan. 18, 1986	H	W	84	69
Feb. 19, 1986	A	W	OT 87	86
Jan. 7, 1987	H	W	OT 62	58
Feb. 7, 1987	A	L	71	75
Jan. 13, 1988	A	L	68	87
Feb. 13, 1988	H	W	64	57
Mar. 11, 1988	BR*	L	60	65
Feb. 2, 1989	H	L	62	75
Mar. 4, 1989	A	L	76	80
Jan. 31, 1990	A	L	75	88
Mar. 3, 1990	H	L	79	94
Jan. 23, 1991	A	W	2OT 59	58
Feb. 23, 1991	H	L	77	86
Feb. 1, 1992	H	W	89	84
Feb. 6, 1993	A	L	69	96
Jan. 5, 1994	H	L	OT 80	83
Jan. 21, 1995	A	L	77	83
Jan. 13, 1996	H	W	89	86
Jan. 25, 1997	A	L	48	53
Jan. 3, 1998	H	W	73	62
Jan. 30, 1999	A	W	85	74
Jan. 8, 2000	H	W	67	52
Jan. 10, 2001	A	L	OT 80	85
Feb. 9, 2002	H	W	75	72
Jan. 25, 2003	A	L	79	85
Feb. 7, 2004	H	W	57	54
Mar. 11, 2004	ATL*	L	59	73
Feb. 19, 2005	A	L	45	57
Jan. 28, 2006	H	W	66	65
Feb. 17, 2007	A	L	79	86
Mar. 8, 2007	ATL*	L	65	80
Mar. 5, 2008	H	L	54	59
Feb. 18, 2009	A	W	71	59
Feb. 10, 2010	H	W	82	63

*SEC Tournament +Southern Conference Tournament
Key to Abbreviations: KNOX—Knoxville, Tenn.
 ATL—Atlanta, Ga. BHAM—Birmingham, Ala.
 BR—Baton Rouge, La. COL—Columbus, Ga.

Series Notes
 All Games at Auburn: Auburn leads 56-22
 All Games at BEMC: Auburn leads 22-11
 Tony Barbee vs. Georgia: 0-0
 All Games at Georgia: Georgia leads 58-22
 All Games at Stegeman Coliseum: Georgia leads 24-11
 Mark Fox vs. Auburn: 0-1
 All Games at Neutral Sites: Auburn leads 9-7
 SEC Tournament Games: Georgia leads 4-3
 Current Series Streak: 2 by Auburn
 Longest Auburn Streak: 13 ('48-'49/'53-'54)
 Longest Georgia Streak: 9 ('10-'11/'16-'17)

GEORGIA SOUTHERN (4-0)				
Dec. 21, 1964	H	W	80	64
Dec. 2, 1994	MUN	W	77	45
Dec. 19, 2000	H	W	93	79
Jan. 2, 2010	H	W	95	75

MUN—Muncie, Ind. (Cardinal Varsity Club Classic)

GEORGIA STATE (5-1)				
Nov. 29, 1988	H	W	74	70
Feb. 5, 1990	A	W	79	66
Nov. 26, 1990	H	W	83	65
Dec. 7, 1996	H	W	66	48
Nov. 26, 2002	H	W	100	71
Dec. 22, 2003	H	L	72	77

GEORGIA TECH (53-61)				
Feb. 17, 1906	A	W	26	6
Feb. 4, 1909	A	W	24	8
Feb. 12, 1913	A	W	36	27
Feb. 22, 1913	H	W	23	19
Feb. 20, 1914	A	L	12	50
Feb. 23, 1914	H	L	6	21
Jan. 22, 1920	A	W	29	24

Mar. 9, 1920	H	W	26	17
Jan. 22, 1921	A	W	30	28
Jan. 28, 1922	A	L	17	35
Feb. 11, 1922	H	W	29	26
Jan. 12, 1923	A	L	17	35
Feb. 23, 1923	H	W	29	26
Jan. 11, 1924	A	L	24	39
Feb. 9, 1924	H	L	18	33
Feb. 29, 1924	ATL*	W	35	29
Jan. 17, 1925	H	L	21	28
Feb. 7, 1925	A	W	15	14
Jan. 9, 1926	H	W	32	28
Feb. 19, 1926	A	L	18	28
Jan. 5, 1927	A	L	OT 20	22
Feb. 12, 1927	H	W	42	24
Jan. 7, 1928	H	W	56	29
Feb. 28, 1928	A	W	30	29
Feb. 6, 1929	A	L	25	42
Feb. 16, 1929	H	L	41	46
Feb. 18, 1930	H	L	34	47
Feb. 19, 1930	A	L	29	40
Jan. 28, 1931	H	L	33	37
Feb. 24, 1931	A	L	22	47
Jan. 12, 1932	H	W	25	22
Feb. 13, 1932	A	L	28	36
Feb. 15, 1933	H	L	20	29
Feb. 20, 1933	A	L	18	29
Jan. 11, 1934	H	L	26	28
Feb. 14, 1934	A	L	20	24
Feb. 6, 1935	A	L	24	25
Feb. 13, 1935	H	L	19	34
Feb. 4, 1936	H	W	31	28
Feb. 19, 1936	A	L	22	46
Feb. 11, 1937	A	L	28	42
Feb. 27, 1937	H	L	33	35
Jan. 28, 1938	A	L		
Feb. 14, 1938	A	L	42	43
Feb. 28, 1938	A	L	32	54
Feb. 22, 1939	H	W	38	24
Feb. 27, 1939	A	W	49	33
Feb. 6, 1940	A	L	31	53
Feb. 21, 1940	H	W	OT 39	38
Feb. 1, 1941	A	L	39	48
Feb. 5, 1941	H	W	51	45
Jan. 31, 1942	A	L	42	48
Feb. 3, 1942	H	W	43	38
Jan. 22, 1943	H	L	32	59
Jan. 30, 1943	A	L	21	53
Jan. 20, 1945	H	L	41	74
Feb. 17, 1945	A	L	39	53
Jan. 4, 1946	A	L	22	45
Jan. 16, 1946	H	L	26	53
Jan. 15, 1947	H	L	42	55
Jan. 29, 1947	A	L	49	65
Jan. 30, 1948	H	W	38	31
Feb. 25, 1948	A	L	43	50
Jan. 11, 1949	H	W	41	33
Feb. 23, 1949	A	L	57	66
Jan. 10, 1950	A	L	49	65
Feb. 22, 1950	H	L	53	61
Jan. 31, 1951	A	L	44	64
Feb. 14, 1951	H	W	75	63
Dec. 29, 1951	CHAR	L	62	79
Jan. 9, 1952	A	L	54	56
Feb. 13, 1952	H	L	50	58
Dec. 10, 1952	H	W	71	61
Jan. 14, 1953	A	L	61	79
Dec. 12, 1953	MONT	W	83	56
Jan. 20, 1954	H	W	80	56
Feb. 8, 1954	A	W	59	53
Jan. 26, 1955	H	L	70	73
Feb. 7, 1955	A	L	67	75
Feb. 7, 1956	H	W	OT 77	74
Jan. 22, 1957	H	L	74	81
Feb. 4, 1957	A	L	OT 67	76
Jan. 22, 1958	A	W	80	72
Feb. 3, 1958	H	W	99	78
Jan. 21, 1959	H	W	66	55
Feb. 3, 1959	A	W	51	40
Jan. 19, 1960	A	W	66	59
Feb. 2, 1960	H	W	48	45
Jan. 24, 1961	H	L	OT 43	48
Feb. 7, 1961	A	W	38	36
Jan. 23, 1962	A	W	52	40
Feb. 5, 1962	H	W	48	39

Jan. 22, 1963	A	L	64	69
Feb. 3, 1964	H	L	57	62
Dec. 1, 1964	A	W	60	52
Feb. 26, 1965	H	L	54	59
Dec. 18, 1965	A	W	79	74
Feb. 19, 1966	H	W	90	73
Dec. 21, 1966	A	L	OT 76	78
Dec. 16, 1967	A	W	63	52
Feb. 24, 1969	H	W	87	85
Jan. 17, 1970	A	L	74	86
Dec. 19, 1970	A	L	76	87
Jan. 14, 1971	A	L	81	90
Dec. 11, 1971	A	W	76	62
Feb. 15, 1972	H	W	91	77
Nov. 25, 1972	A	L	83	90
Feb. 26, 1973	H	W	79	69
Dec. 13, 1973	A	W	88	86
Feb. 27, 1974	H	W	92	70
Jan. 15, 1975	A	W	87	75
Feb. 11, 1976	H	W	72	51
Feb. 1, 1978	A	W	77	72
Dec. 21, 1978	BHAM	W	60	57
Dec. 30, 1987	A	L	72	83

Key to Abbreviations: *Southern Conference Tournament
 BHAM—Birmingham, Ala. MONT—Montgomery, Ala.
 CHAR—Charlotte, N.C.

GRAMBLING STATE (3-0)				
Dec. 14, 1987	H	W	98	59
Dec. 5, 2000	H	W	104	60
Nov. 29, 2003	HUNTS	W	105	56

Key to Abbreviations: HUNTS—Huntsville, Ala.

GUNTER FIELD (1-1)				
1944-45	L	40	44	
1944-45	W	52	39	

HAWAII (1-0)				
Nov. 29, 1998	A*	W	84	57

*United Airlines Tip-Off Classic (Honolulu, Hawaii)

HAWAII-HILO (1-0)				
Nov. 30, 1996	A	W	OT 98	92

HIGH POINT (2-0)				
Nov. 16, 2001	H	W	63	59
Nov. 25, 2009	H	W	75	54

HOUSTON (1-6)				
Dec. 23, 1961	A	L	49	54
Dec. 29, 1962	NO	W	OT 71	69
Dec. 15, 1964	A	L	48	50
Dec. 30, 1965	NO	L	76	89
Dec. 21, 1970	A	L	76	79
Dec. 1, 1977	H	L	87	88
Dec. 8, 1982	A	L	65	77

Key to Abbreviation: NO—New Orleans, La.

HUNTINGDON (1-0)				
Dec. 3, 1960	H	W	66	44

ILLINOIS (0-1)				
Dec. 12, 1987	A	L	OT 103	107

ILLINOIS WESLEYAN (1-0)				
1947-48	W	44	42	

INDIANA (0-1)				
Mar. 14, 1987	INDY*	L	90	107

*NCAA Tournament

IUPUI (1-0)				
Nov. 21, 2009	DAY	W	80	65

Key to Abbreviation: Day-Daytona Beach, Fla.

IONA (1-1)				
Dec. 17, 1977	A	L	82	105
Dec. 9, 1978	H	W	74	66

IOWA STATE (1-1)				
Dec. 28, 1986	ELP	W	89	87
Mar. 18, 2000	MINN*	L	60	79

Key to Abbreviation: *NCAA Tournament
 ELP—El Paso, Texas MINN—Minneapolis, Minn.

JACKSON STATE (1-0)				
Dec. 17, 1988	H	W	74	51
JACKSONVILLE (3-1)				
Dec. 11, 1965	H	W	77	69
Dec. 1, 1973	CLEM	L	78	90
Nov. 26, 1976	BHAM	W	92	67
Feb. 21, 1977	A	W	80	66
Key to Abbreviations: BHAM—Birmingham, Ala. CLEM—Clemson, S.C.				
JACKSONVILLE STATE (12-0)				
Dec. 11, 1954	H	W	78	67
Jan. 28, 1956	H	W	73	64
Dec. 4, 1956	H	W	72	65
Dec. 3, 1957	H	W	89	50
Dec. 2, 1958	H	W	111	54
Dec. 4, 1961	H	W	73	37
Dec. 11, 1965	H	W	78	50
Nov. 30, 1995	H	W	91	74
Dec. 16, 1997	H	W	89	61
Nov. 19, 2000	H	W	91	51
Nov. 18, 2001	H	W	75	53
Dec. 31, 2005	H	W	87	83
JAMES MADISON (2-1)				
Feb. 12, 1992	H	W	87	71
Dec. 5, 1992	A	L	80	89
Nov. 25, 1995	SANJ	W	82	71
Key to Abbreviations: SANJ—San Juan, P.R.				
KANSAS (1-0)				
Mar. 16, 1985	SB*	W	66	64
*NCAA Tournament				
Key to Abbreviation: SB—South Bend, Ind.				
KANSAS STATE (0-1)				
Dec. 30, 1994	TAL	L	75	78
Key to Abbreviation: TAL—Tallahassee, Fla.				
KENNESAW STATE (1-0)				
Nov. 13, 2007	H	W	74	62
KENTUCKY (17-84)				
Jan. 29, 1921	A	L	25	40
Feb. 8, 1926	A	L	26	35
Feb. 28, 1942	LOU*	L	31	40
Feb. 28, 1946	LOU*	L	24	69
Feb. 28, 1947	LOU*	L	18	84
Mar. 4, 1949	LOU*	L	39	70
Jan. 5, 1951	A	L	35	79
Mar. 2, 1951	LOU*	L	54	84
Jan. 30, 1952	H	L	48	88
Feb. 27, 1954	MONT	L	79	109
Feb. 26, 1955	A	L	59	93
Feb. 4, 1956	MONT	L	81	82
Feb. 25, 1957	A	L	85	103
Feb. 24, 1958	BHAM	W	64	63
Feb. 21, 1959	A	L	56	75
Feb. 20, 1960	H	W	61	60
Feb. 27, 1961	A	L	51	77
Feb. 26, 1962	H	L	60	63
Feb. 23, 1963	A	L	59	78
Feb. 22, 1964	MONT	L	79	99
Jan. 18, 1965	A	L	67	73
Feb. 20, 1965	H	W	88	69
Jan. 29, 1966	A	L	78	115
Feb. 12, 1966	H	L	64	77
Jan. 21, 1967	A	L	58	60
Feb. 27, 1967	H	W	60	49
Jan. 20, 1968	H	W	74	73
Feb. 26, 1968	A	L	57	89
Feb. 3, 1969	A	L	93	105
Mar. 3, 1969	H	L	86	90
Feb. 2, 1970	H	L	83	84
Mar. 2, 1970	A	L	81	102
Feb. 1, 1971	A	L	76	114
Mar. 1, 1971	H	L	83	102
Feb. 7, 1972	H	L	72	78
Mar. 6, 1972	A	L	67	102

Feb. 5, 1973	A	L	57	88
Mar. 3, 1973	H	L	79	91
Jan. 12, 1974	A	L	58	79
Feb. 11, 1974	H	W	OT 99	97
Jan. 11, 1975	H	W	90	85
Feb. 10, 1975	A	L	76	119
Jan. 26, 1976	H	W	OT 91	84
Feb. 23, 1976	A	L	82	93
Jan. 15, 1977	H	L	68	75
Feb. 12, 1977	A	L	82	89
Jan. 9, 1978	H	L	77	101
Feb. 6, 1978	A	L	81	104
Jan. 25, 1979	H	L	OT 83	86
Jan. 29, 1979	A	L	59	66
Jan. 2, 1980	A	L	65	67
Jan. 30, 1980	H	L	62	64
Feb. 28, 1980	BHAM*	L	61	69
Jan. 7, 1981	H	L	66	79
Feb. 4, 1981	A	L	74	102
Jan. 6, 1982	A	L	71	83
Feb. 3, 1982	H	W	OT 83	81
Mar. 4, 1982	*A*	L	66	89
Jan. 15, 1983	A	W	75	67
Feb. 12, 1983	H	L	69	71
Jan. 13, 1984	H	W	82	63
Feb. 11, 1984	A	L	64	84
Mar. 10, 1984	NASH*	L	49	51
Jan. 2, 1985	A	L	61	68
Feb. 2, 1985	H	L	OT 47	49
Jan. 6, 1986	H	W	60	56
Jan. 31, 1986	A	L	71	81
Jan. 3, 1987	H	L	60	63
Feb. 4, 1987	A	L	71	75
Mar. 6, 1987	ATL*	W	79	72
Jan. 9, 1988	A	W	53	52
Feb. 10, 1988	H	L	62	69
Jan. 25, 1989	A	L	76	86
Feb. 20, 1989	H	W	77	75
Jan. 24, 1990	H	W	74	70
Feb. 24, 1990	A	L	95	98
Jan. 29, 1991	H	L	81	89
Mar. 2, 1991	A	L	93	114
Feb. 8, 1992	H	L	67	85
Feb. 27, 1993	A	L	78	80
Jan. 30, 1994	H	L	74	91
Jan. 4, 1995	A	L	64	98
Mar. 10, 1995	ATL*	L	81	93
Feb. 27, 1996	H	L	73	88
Jan. 18, 1997	A	L	53	77
Mar. 7, 1997	MEM*	L	50	92
Feb. 25, 1998	H	L	58	83
Jan. 20, 1999	A	L	62	72
Mar. 6, 1999	ATL*	L	57	69
Jan. 11, 2000	H	W	66	63
Feb. 28, 2001	A	L	78	90
Jan. 22, 2002	H	L	62	69
Jan. 22, 2003	A	L	51	67
Mar. 15, 2003	NO*	L	58	78
Feb. 21, 2004	H	L	59	68
Feb. 23, 2005	A	L	73	81
Jan. 24, 2006	H	L	62	71
Jan. 10, 2007	A	L	57	84
Feb. 6, 2008	H	L	63	66
Jan. 21, 2009	A	L	64	73
Jan. 16, 2010	H	L	67	72
*SEC Tournament				
Key to Abbreviations: NO—New Orleans, La. ATL—Atlanta, Ga. BHAM—Birmingham, Ala. LOU—Louisville, Ky. MONT—Montgomery, Ala. NASH—Nashville, Tenn. MEM—Memphis, Tenn.				
Series Notes				
All Games at Auburn: Kentucky leads 27-13				
All Games at BMC: Kentucky leads 24-9				
Tony Barbee vs. Kentucky: 0-0				
All Games at Kentucky: Kentucky leads 43-2				
All Games at Rupp Arena: Kentucky leads 23-2				
John Calipari vs. Auburn: 1-0				
All Games at Neutral Sites: Kentucky leads 14-2				
SEC Tournament Games: Kentucky leads 12-1				
Current Series Streak: 11 by Kentucky				
Longest Auburn Streak: 2 ('66-'67/'67-'68, '73-'74/'74-'75 and '86-'87/'87-'88)				
Longest Kentucky Streak: 14 ('89-'90/'98-'99)				
KENTUCKY WESLEYAN (1-0)				

Dec. 6, 1985	BG	W	80	71
Key to Abbreviation: BG—Bowling Green, Ky.				
LAGRANGE YMCA (0-1)				
1928-29	H	L	29	32
LAMAR (1-0)				
Dec. 22, 1973	ELP	W	88	78
Key to Abbreviation: ELP—El Paso, Texas				
LANETT ATHLETIC CLUB (1-0)				
Jan. 5, 1935	A	W	44	25
LANETT MILL (2-0)				
Dec. 16, 1938	H	W	40	21
Jan. 4, 1939	A	W	38	21
LA SALLE (1-0)				
Nov. 24, 1995	SANJ	W	70	60
Key to Abbreviations: SANJ—San Juan, P.R. (Puerto Rico Shootout)				
LIBERTY (1-0)				
Dec. 8, 1995	WACO	W	63	58
Key to Abbreviations: WACO—Waco, Texas (Dr. Pepper Invitational)				
LINCOLN MEMORIAL (1-0)				
Dec. 15, 1992	H	W	77	51
LIPSCOMB (1-0)				
Nov. 20, 2005	H	W	69	54
LONG BEACH STATE (1-0)				
Dec. 21, 1979	LAF	W	74	69
Key to Abbreviation: LAF—Lafayette, La.				
LOUISIANA COLLEGE (1-0)				
Dec. 1, 1992	H	W	98	60
LSU (61-80)				
Feb. 10, 1912	H	W	38	15
Feb. 10, 1916	H	W	24	23
Feb. 13, 1917	H	L	13	37
Jan. 18, 1918	A	L	31	43
Jan. 19, 1918	A	L	27	34
Feb. 13, 1920	H	W	33	21
Jan. 28, 1929	H	L	28	45
Jan. 29, 1929	H	L	28	65
Feb. 7, 1930	A	L	27	44
Feb. 8, 1930	A	L	45	49
Feb. 8, 1932	A	W	48	34
Feb. 9, 1932	A	W	34	30
Feb. 27, 1932	ATL+	W	30	22
Jan. 24, 1933	H	L	25	26
Jan. 25, 1933	H	W	25	24
Feb. 24, 1933	ATL*	L	33	57
Feb. 5, 1934	A	L	17	40
Feb. 6, 1934	A	L	16	38
Feb. 1, 1937	H	W	37	24
Feb. 2, 1937	H	L	34	54
Mar. 3, 1938	A*	L	34	60
Jan. 5, 1940	A	L	39	50
Jan. 6, 1940	A	W	42	26
Feb. 11, 1941	H	W	50	49
Feb. 16, 1942	A	L	49	63
Feb. 6, 1943	H	L	37	62
Feb. 25, 1943	LOU*	L	38	67
Feb. 15, 1947	A	L	53	76
Jan. 23, 1948	H	W	51	48
Feb. 4, 1950	H	W	70	66
Feb. 13, 1950	A	L	61	76
Mar. 3, 1950	LOU*	L	45	73
Feb. 5, 1951	H	L	74	75
Feb. 16, 1952	A	L	64	70
Feb. 14, 1953	H	L	57	65
Feb. 20, 1954	A	L	59	77
Feb. 19, 1955	H	W	75	71
Feb. 18, 1956	A	W	80	71
Feb. 16, 1957	H	W	99	62
Feb. 15, 1958	A	W	76	58
Feb. 14, 1959	H	W	115	67
Feb. 13, 1960	A	W	63	61
Feb. 18, 1961	H	W	69	65
Dec. 15, 1962	BHAM	W	67	50
Feb. 17, 1962	A	W	55	50

Feb. 16, 1963	H	W	82	57
Feb. 15, 1964	A	L	66	86
Feb. 13, 1965	H	W	101	60
Jan. 8, 1966	A	W	74	66
Jan. 3, 1967	H	W	70	59
Feb. 8, 1967	A	W	80	63
Jan. 3, 1968	A	L	72	76
Feb. 7, 1968	H	W	74	69
Jan. 11, 1969	H	W	90	71
Feb. 15, 1969	A	L	81	93
Jan. 10, 1970	A	W	79	70
Feb. 16, 1970	H	L	64	70
Jan. 9, 1971	H	L	92	106
Feb. 15, 1971	A	L	94	114
Jan. 15, 1972	A	W	77	73
Feb. 14, 1972	H	W	85	77
Jan. 13, 1973	H	L	60	79
Feb. 12, 1973	A	L	74	76
Jan. 26, 1974	H	L	76	87
Feb. 25, 1974	A	W	96	89
Jan. 25, 1975	A	W	87	78
Feb. 24, 1975	H	W	110	94
Jan. 3, 1976	A	W	102	86
Mar. 6, 1976	H	W	90	80
Jan. 29, 1977	A	L	73	77
Feb. 26, 1977	H	L	76	86
Jan. 23, 1978	A	L	79	90
Feb. 20, 1978	H	L	OT 95	101
Jan. 15, 1979	A	L	82	94
Feb. 12, 1979	H	L	68	78
Jan. 16, 1980	A	L	82	93
Feb. 13, 1980	H	L	44	50
Jan. 21, 1981	H	L	64	74
Feb. 18, 1981	A	L	47	58
Jan. 20, 1982	A	L	68	69
Feb. 17, 1982	H	W	82	72
Jan. 29, 1983	A	W	64	62
Feb. 26, 1983	H	L	61	87
Jan. 27, 1984	H	W	80	78
Feb. 25, 1984	A	L	80	81
Jan. 26, 1985	A	L	62	80
Feb. 27, 1985	H	L	73	78
Mar. 7, 1985	BHAM*	W	58	55
Feb. 4, 1986	H	L	61	63
Feb. 26, 1986	A	W	92	86
Jan. 28, 1987	A	L	73	75
Mar. 1, 1987	H	W	100	62
Feb. 3, 1988	H	L	69	78
Mar. 5, 1988	A	W	89	80
Jan. 7, 1989	A	L	77	104
Feb. 8, 1989	H	L	91	104
Jan. 6, 1990	H	L	70	77
Feb. 7, 1990	A	L	71	82
Mar. 9, 1990	ORL*	W	78	76
Jan. 12, 1991	H	L	84	96
Feb. 13, 1991	A	L	61	98
Mar. 8, 1991	NASH*	W	92	77
Jan. 8, 1992	H	L	70	87
Feb. 22, 1992	A	L	82	99
Jan. 9, 1993	A	L	81	87
Feb. 13, 1993	H	L	73	75
Jan. 8, 1994	A	L	72	83
Feb. 12, 1994	H	W	111	83
Jan. 11, 1995	H	L	73	76
Feb. 25, 1995	A	L	78	89
Jan. 21, 1996	H	W	95	87
Feb. 24, 1996	A	L	67	93
Jan. 22, 1997	A	L	59	75
Feb. 8, 1997	H	W	76	72
Jan. 14, 1998	A	L	54	59
Feb. 14, 1998	H	W	66	44
Jan. 9, 1999	A	W	73	70
Feb. 6, 1999	H	W	80	54
Feb. 9, 2000	A	L	68	83
Mar. 1, 2000	H	L	53	55
Jan. 13, 2001	H	W	85	69
Feb. 10, 2001	A	W	76	65
Jan. 19, 2002	A	L	58	75
Mar. 2, 2002	H	L	54	59
Feb. 8, 2003	H	W	56	54
Feb. 26, 2003	A	L	63	94
Feb. 18, 2004	A	W	80	68
Mar. 6, 2004	H	W	78	66
Feb. 9, 2005	A	L	69	90
Feb. 26, 2005	H	L	64	77

Mar. 11, 2005	ATL*	L	58	89
Feb. 1, 2006	A	L	69	84
Feb. 18, 2006	H	L	61	65
Jan. 13, 2007	A	L	63	65
Feb. 28, 2007	H	W	80	68
Jan. 16, 2008	A	W	74	67
Jan. 30, 2008	H	L	80	81
Feb. 21, 2009	A	L	72	79
Mar. 7, 2009	H	W	69	53
Jan. 20, 2010	A	W	84	80
Feb. 27, 2010	H	W	74	59
+Southern Conference Tournament *SEC Tournament				
Key to Abbreviations: ORL—Orlando, Fla.				
ATL—Atlanta, Ga. BHAM—Birmingham, Ala.				
KNOX—Knoxville, Tenn. LOU—Louisville, Ky.				
Series Notes				
All Games at Auburn: Auburn leads 33-32				
All Games at BEMC: LSU leads 23-19				
Tony Barbee vs. LSU: 0-0				
All Games at LSU: LSU leads 44-22				
All Games at Maravich Assembly Center: LSU leads 27-12				
Trent Johnson vs. Auburn: 1-3				
All Games at Neutral Sites: Auburn leads 5-4				
SEC Tournament Games: Series tied 4-4				
Current Series Streak: 3 by Auburn				
Longest Auburn Streak: 10 ('54-'55/'62-'63)				
Longest LSU Streak: 11 ('76-'77/'81-'82)				
LOUISIANA-LAFAYETTE (5-3)				
Dec. 6, 1961	H	W	62	46
Dec. 10, 1966	H	W	78	68
Dec. 18, 1968	A	L	76	80
Dec. 1, 1978	BHAM	W	83	82
Dec. 22, 1979	A	L	75	92
Dec. 17, 1985	A	L	OT 64	66
Dec. 13, 1986	H	W	107	91
Dec. 4, 2000	H	W	93	86
Key to Abbreviation: BHAM—Birmingham, Ala.				
LOUISIANA-MONROE (3-0)				
Dec. 15, 1995	H	W	80	71
Nov. 30, 2006	H	W	81	60
Dec. 6, 2008	H	W	78	55
LOUISIANA TECH (5-2)				
Dec. 6, 1966	H	W	88	77
Dec. 19, 1968	A	W	97	84
Dec. 1, 1970	H	W	93	87
Dec. 16, 1971	A	L	82	107
Dec. 18, 1992	WILM	W	65	45
Dec. 4, 2001	H	L	66	67
Nov. 27, 2004	H	W	79	67
Key to Abbreviation: WILM—Wilmington, N.C.				
LOUISVILLE (1-1)				
Mar. 22, 1986	HOU*	L	76	84
Nov. 26, 1995	SANJ	W	82	78
Key to Abbreviation: *NCAA Tournament				
HOU—Houston, Texas SANJ—San Juan, P.R.				
LOYOLA-NEW ORLEANS (1-0)				
Dec. 31, 1963	A	W	62	52
LYNN UNIVERSITY (1-0)				
Nov. 26, 1994	H	W	78	70
MARION (3-1)				
Jan. 23, 1913	A	W	26	15
Jan. 21, 1916	H	L	24	27
Feb. 5, 1916	A	W	18	6
Jan. 26, 1917	H	W	38	18
MARQUETTE (0-2)				
Mar. 15, 1995	H*	L	61	68
Mar. 16, 1998	A*	L	OT 60	75
* National Invitation Tournament				
MARSHALL (1-0)				
Dec. 15, 2001	MOB	W	78	60
Key to Abbreviation: MOB—Mobile, Ala.				
MARYLAND EASTERN SHORE (1-0)				
Nov. 23, 2003	H	W	85	61
MAXWELL FIELD (4-4)				

1944-45	L	41	48	
1944-45	L	31	72	
1945-46	L	41	48	
1945-46	L	35	36	
1946-47	W	65	38	
1946-47	W	57	34	
Dec. 4, 1951	H	W	75	41
Dec. 19, 1951	A	W	63	54
McNEESE STATE (2-0)				
Nov. 27, 2001	H	W	78	74
Dec. 1, 2005	H	W	91	76
MEMPHIS (1-0)				
Jan. 2, 1953	A	W	78	64
MERCER (15-16)				
Feb. 15, 1906	W	64	8	
1906-07	W	48	9	
1908-09	W	26	23	
1909-10	A	W	38	20
1909-10	H	W	56	19
Jan. 18, 1913	H	W	33	31
Mar. 1, 1913	A	L	19	36
Jan. 31, 1914	H	W	25	23
Feb. 21, 1914	A	L	13	60
Jan. 11, 1921	H	W	OT 36	31
Jan. 13, 1922	A	L	7	31
Feb. 2, 1922	H	L	26	28
Feb. 27, 1923	ATL*	L	24	45
Dec. 18, 1924	L	21	28	
Jan. 31, 1925	L	27	38	
1928-29	A	L	41	46
1928-29	A	L	29	31
Jan. 13, 1945	L	36	41	
Feb. 2, 1945	L	34	40	
1946-47	L	54	55	
1946-47	BHAM	L	47	71
Jan. 19, 1948	W	72	53	
1947-48	L	46	63	
Nov. 29, 1982	H	W	85	76
Dec. 14, 1983	A	W	65	63
Dec. 8, 1984	H	W	70	69
Dec. 16, 1987	H	W	80	48
Dec. 3, 1988	H	W	87	66
Nov. 20, 2000	H	L	88	92
Dec. 19, 2007	H	W	68	59
Nov. 19, 2008	H	L	74	78
*Southern Conference Tournament				
Key to Abbreviation: ATL—Atlanta, Ga.				
MIAMI (FLA.) (1-1)				
Dec. 17, 1966	KNOX	L	73	87
Mar. 14, 2001	H*	W	60	58
*National Invitation Tournament				
Key to Abbreviation: KNOX—Knoxville, Tenn.				
MICHIGAN (0-1)				
Dec. 28, 1993	TUCS	L	81	102
Key to Abbreviation: TUCS—Tucson, Ariz.				
MICHIGAN STATE (0-1)				
Nov. 24, 1989	ANCH	L	79	92
Key to Abbreviation: ANCH—Anchorage, Alaska				
MIDDLE TENNESSEE STATE (1-0)				
Dec. 21, 2004	CARO	W	79	74
Key to Abbreviation: CARO—Carolina, Puerto Rico				
MILES (1-0)				
Nov. 21, 2006	H	W	79	58
MISSISSIPPI (71-49)				
Feb. 10, 1928	H	L	42	43
Feb. 11, 1928	H	W	58	38
Mar. 2, 1928	ATL**	L	30	31
Jan. 13, 1941	H	W	43	30
Dec. 19, 1941	A	W	34	31
Dec. 13, 1946	A	L	38	58
Jan. 12, 1948	A	W	59	50
Jan. 17, 1949	A	L	43	47
Feb. 28, 1949	H	W	65	61
Dec. 9, 1949	H	W	64	60
Jan. 30, 1950	A	W	77	63
Dec. 9, 1950	H	L	61	65

Jan. 19, 1952	A	L	58	76
Jan. 3, 1953	MEM#	L	55	65
Feb. 11, 1953	H	W	72	65
Jan. 11, 1954	A	W	66	61
Jan. 10, 1955	H	W	85	81
Jan. 9, 1956	A	L	69	76
Jan. 7, 1957	H	W	88	66
Jan. 6, 1958	A	W	71	51
Jan. 5, 1959	H	W	60	47
Jan. 4, 1960	A	L	56	64
Jan. 9, 1961	H	W	51	40
Jan. 8, 1962	A	W	64	58
Jan. 7, 1963	H	W	79	44
Jan. 6, 1964	A	L	OT 58	59
Jan. 4, 1965	A	W	77	53
Jan. 11, 1965	H	W	67	52
Feb. 5, 1966	A	W	70	55
Feb. 26, 1966	H	W	86	74
Jan. 7, 1967	A	W	67	56
Feb. 20, 1967	H	W	86	67
Jan. 6, 1968	H	W	90	71
Feb. 19, 1968	A	L	56	57
Dec. 14, 1968	A	W	75	64
Mar. 8, 1969	H	W	80	70
Dec. 13, 1969	H	W	91	77
Mar. 7, 1970	A	W	67	66
Dec. 12, 1970	A	L	96	1088
Mar. 6, 1971	H	W	86	85
Jan. 3, 1972	H	L	65	69
Mar. 9, 1972	A	L	83	89
Jan. 2, 1973	A	W	66	58
Mar. 8, 1973	H	W	77	73
Jan. 7, 1974	A	L	65	93
Feb. 9, 1974	H	W	85	75
Jan. 6, 1975	H	W	104	86
Feb. 8, 1975	A	L	70	72
Jan. 5, 1976	A	W	72	66
Mar. 8, 1976	H	W	103	88
Jan. 31, 1977	A	W	72	65
Feb. 28, 1977	H	W	97	84
Jan. 21, 1978	A	L	75	84
Feb. 18, 1978	H	W	92	67
Jan. 13, 1979	A	L	62	77
Feb. 10, 1979	H	W	2OT 56	54
Dec. 5, 1979	H	W	76	73
Jan. 26, 1980	A	L	54	71
Jan. 3, 1981	A	L	45	46
Jan. 31, 1981	H	L	58	61
Jan. 2, 1982	H	W	75	71
Jan. 30, 1982	A	L	57	64
Jan. 31, 1983	A	L	48	61
Mar. 1, 1983	H	W	82	59
Jan. 31, 1984	H	W	60	50
Feb. 27, 1984	A	L	71	72
Jan. 24, 1985	H	W	93	73
Feb. 23, 1985	A	W	69	57
Mar. 6, 1985	BHAM*	W	68	60
Jan. 22, 1986	A	W	73	61
Feb. 22, 1986	H	W	75	73
Jan. 24, 1987	H	W	85	61
Feb. 25, 1987	A	L	67	73
Jan. 30, 1988	A	L	66	69
Mar. 2, 1988	H	W	92	76
Jan. 18, 1989	H	L	64	65
Feb. 18, 1989	A	L	77	80
Mar. 9, 1989	KNOX*	L	68	80
Jan. 17, 1990	A	L	72	80
Feb. 17, 1990	H	W	95	84
Jan. 9, 1991	A	W	62	60
Feb. 9, 1991	H	W	72	69
Jan. 13, 1992	A	W	96	83
Feb. 29, 1992	H	W	110	84
Feb. 3, 1993	A	W	85	74
Feb. 24, 1993	H	W	83	73
Jan. 19, 1994	A	L	2OT 85	88
Mar. 2, 1994	H	L	62	68
Jan. 8, 1995	H	W	88	74
Feb. 4, 1995	A	L	75	77
Jan. 24, 1996	A	L	69	82
Feb. 21, 1996	H	W	69	62
Feb. 1, 1997	A	L	46	57
Mar. 1, 1997	H	L	63	71
Jan. 31, 1998	H	W	68	67
Feb. 28, 1998	A	L	67	74
Jan. 13, 1999	A	W	74	59

Feb. 9, 1999	H	W	95	66
Jan. 22, 2000	A	L	OT 77	79
Feb. 19, 2000	H	W	75	72
Feb. 3, 2001	H	L	70	74
Feb. 24, 2001	A	L	62	64
Jan. 9, 2002	A	L	65	69
Feb. 13, 2002	H	W	65	62
Feb. 5, 2003	H	W	77	71
Feb. 22, 2003	A	W	80	75
Jan. 10, 2004	H	W	80	53
Feb. 14, 2004	A	L	68	72
Jan. 15, 2005	H	L	72	79
Feb. 2, 2005	A	L	55	70
Feb. 8, 2006	H	W	58	50
Feb. 25, 2006	A	W	58	54
Feb. 3, 2007	H	L	59	82
Mar. 3, 2007	A	L	79	83
Jan. 19, 2008	H	W	80	77
Feb. 16, 2008	A	W	90	78
Feb. 4, 2009	A	L	59	78
Feb. 25, 2009	H	W	77	64
Jan. 28, 2010	H	L	74	84
Feb. 24, 2010	A	L	75	85

**Southern Conference Tournament

*SEC Tournament # Memphis Invitational

Key to Abbreviations:

ATL—Atlanta, Ga. BHAM—Birmingham, Ala.

KNOX—Knoxville, Tenn. MEM—Memphis, Tenn.

Series Notes

All Games at Auburn: Auburn leads 47-11

All Games at BEMC: Auburn leads 33-9

Tony Barbee vs. Ole Miss: 0-1 (0-0 at Auburn)

All Games at Ole Miss: Ole Miss leads 35-23

All Games at Tad Smith Coliseum: Ole Miss leads 29-15

Andy Kennedy vs. Auburn: 5-3

All Games at Neutral Sites: Ole Miss leads 3-1

SEC Tournament Games: Series tied 1-1

Current Series Streak: 2 by Ole Miss

Longest Auburn Streak: 7 ('64-'65/'67-'68;'89-'90/'92-'93)

Longest Ole Miss Streak: 4 ('88-'89/'89-'90)

MISSISSIPPI COLLEGE (1-1)

Feb. 2, 1939	H	L	44	59
Nov. 30, 1981	H	W	88	54

MISSISSIPPI STATE (70-63)

Jan. 22, 1915	A	L	16	44
Jan. 23, 1915	A	L	11	32
Feb. 22, 1915	H	W	19	18
Feb. 23, 1915	H	W	21	17
Jan. 10, 1927	H	L	31	34
Jan. 11, 1927	H	W	27	24
Mar. 1, 1928	ATL#	W	42	34
Feb. 3, 1941	H	L	44	48
Dec. 18, 1941	A	W	39	29
Feb. 14, 1942	H	L	40	41
Dec. 11, 1942	A	L	35	41
Dec. 12, 1942	A	L	26	36
Dec. 17, 1942	H	L	37	38
Dec. 18, 1942	H	L	40	44
Dec. 10, 1945	H	W	55	47
Dec. 11, 1945	H	W	37	26
Feb. 15, 1946	A	W	40	30
Feb. 16, 1946	A	L	31	39
Dec. 14, 1946	A	L	35	61
Dec. 6, 1947	H	L	35	49
Dec. 11, 1948	H	L	53	54
Jan. 18, 1949	A	L	43	47
Jan. 12, 1950	A	W	65	64
Feb. 1, 1950	H	W	65	60
Feb. 24, 1951	H	W	92	85
Jan. 18, 1952	A	W	68	61
Jan. 31, 1953	H	W	82	60
Jan. 2, 1954	BHAM	W	76	75
Jan. 9, 1954	A	L	74	79
Jan. 8, 1955	H	W	79	58
Jan. 7, 1956	A	W	81	68
Jan. 5, 1957	H	W	86	66
Dec. 14, 1958	BHAM	L	37	52
Jan. 4, 1958	A	L	42	70
Jan. 3, 1959	H	W	97	66
Jan. 2, 1960	A	W	64	48
Jan. 7, 1961	H	L	48	56
Jan. 6, 1962	A	L	48	51
Jan. 5, 1963	H	L	53	62

Jan. 4, 1964	A	W	OT 64	63
Jan. 2, 1965	A	W	71	70
Jan. 3, 1966	H	L	72	83
Jan. 9, 1967	A	L	OT 54	59
Feb. 13, 1967	H	W	68	57
Jan. 8, 1968	H	L	62	66
Feb. 12, 1968	A	W	74	72
Dec. 16, 1968	A	L	59	65
Feb. 12, 1969	H	W	87	68
Dec. 15, 1969	H	W	94	66
Feb. 11, 1970	A	W	OT 71	69
Dec. 14, 1970	A	W	73	70
Feb. 10, 1971	H	W	92	68
Dec. 13, 1971	H	W	85	75
Feb. 21, 1972	A	L	60	62
Jan. 15, 1973	H	W	82	77
Feb. 19, 1973	A	L	87	94
Jan. 21, 1974	A	W	87	81
Feb. 23, 1974	H	L	60	67
Jan. 20, 1975	H	W	98	89
Feb. 22, 1975	A	W	78	74
Jan. 12, 1976	H	W	75	70
Feb. 9, 1976	A	L	74	75
Jan. 5, 1977	H	L	79	81
Mar. 7, 1977	A	L	75	89
Jan. 30, 1978	H	W	85	74
Feb. 27, 1978	A	L	OT 82	83
Jan. 22, 1979	H	L	72	74
Feb. 19, 1979	A	L	66	73
Jan. 12, 1980	H	W	77	67
Feb. 9, 1980	A	L	72	76
Jan. 17, 1981	A	L	61	69
Feb. 14, 1981	H	W	66	55
Jan. 16, 1982	H	W	62	49
Feb. 13, 1982	A	L	45	59
Mar. 3, 1982	LEX*	W	OT 38	36
Jan. 3, 1983	H	W	77	66
Mar. 3, 1983	A	L	53	69
Dec. 22, 1983	A	W	73	55
Mar. 1, 1984	H	W	68	53
Jan. 12, 1985	H	W	62	53
Feb. 13, 1985	A	L	65	82
Jan. 11, 1986	A	W	72	56
Feb. 12, 1986	H	W	69	64
Mar. 6, 1986	LEX*	L	63	65
Jan. 10, 1987	A	W	66	52
Feb. 12, 1987	H	W	59	45
Jan. 16, 1988	H	W	65	57
Feb. 17, 1988	A	W	77	61
Jan. 11, 1989	A	L	56	69
Feb. 11, 1989	H	W	70	68
Jan. 10, 1990	H	W	93	71
Feb. 10, 1990	A	W	77	74
Jan. 26, 1991	H	L	64	84
Feb. 27, 1991	A	L	76	94
Jan. 29, 1992	H	L	72	75
Mar. 4, 1992	A	L	70	77
Jan. 3, 1993	A	L	71	77
Feb. 17, 1993	H	W	83	77
Jan. 12, 1994	H	L	OT 86	91
Feb. 19, 1994	A	W	76	65
Feb. 11, 1995	A	W	70	69
Mar. 1, 1995	H	W	76	69
Feb. 4, 1996	H	L	OT 75	78
Mar. 2, 1996	A	L	51	67
Mar. 8, 1996	NO*	L	58	69
Feb. 5, 1997	H	W	81	68
Feb. 26, 1997	A	W	68	64
Jan. 28, 1998	A	W	69	66
Feb. 7, 1998	H	W	OT 68	66
Jan. 27, 1999	H	W	64	54
Feb. 27, 1999	A	W	76	73
Jan. 16, 2000	A	W	51	45
Jan. 29, 2000	H	W	73	57
Jan. 31, 2001	H	W	60	56
Feb. 17, 2001	A	L	74	85
Jan. 30, 2002	H	L	64	72
Feb. 16, 2002	A	L	53	89
Feb. 19, 2003	H	L	46	63
Mar. 8, 2003	A	L	45	67
Jan. 31, 2004	H	L	68	73
Mar. 2, 2004	A	L	91	105
Jan. 5, 2005	A	L	53	90
Feb. 5, 2005	H	W	90	76
Feb. 4, 2006	A	L	53	71

Feb. 22, 2006	H	W	75	71
Jan. 20, 2007	A	L	76	87
Feb. 10, 2007	H	L	83	91
Feb. 9, 2008	H	L	64	83
Feb. 27, 2008	A	L	78	89
Feb. 14, 2009	H	W	91	76
Feb. 28, 2009	A	W	76	58
Feb. 13, 2010	A	L OT	75	85
Mar. 3, 2010	H	W	89	80

#Southern Conference Tournament *SEC Tournament

Key to Abbreviations:

ATL—Atlanta, Ga. BHAM—Birmingham, Ala.
LEX—Lexington, Ky. NO—New Orleans, La.

Series Notes

All Games at Auburn: Auburn leads 42-22
All Games at BEMC: Auburn leads 30-12
Tony Barbee vs. Miss. State: 0-0
All Games at Miss. State: Miss. State leads 38-25
All Games at Humphrey Coliseum: Miss. State leads 23-12
Rick Stansbury vs. Auburn: 14-10
All Games at Neutral Sites: Series tied 3-3
SEC Tournament Games: Miss. State leads 2-1
Current Series Streak: 1 by Auburn
Longest Auburn Streak: 9 ('96-'97/'00-'01)
Longest Miss. State Streak: 8 ('00-'01/'04-'05)

MISSOURI STATE (1-1)

Nov. 14, 2008	H	W	75	60
Nov. 16, 2009	A	L	62	73

MOBILE YMCA (1-1)

Feb. 26, 1915	H	W	29	22
Jan. 28, 1926	A	L	17	19

MONTANA (1-0)

Dec. 10, 2003	H	W	73	51
---------------	---	---	----	----

MONTGOMERY YMCA (14-3)

Feb. 7, 1906	H	W	29	12
Feb. 5, 1908	A	W	25	18
1907-08	A	L	21	27
Feb. 22, 1908	H	L	27	31
1909-10	H	W	24	16
1909-10	A	W	26	17
Feb. 8, 1913	H	W	39	23
Jan. 24, 1914	H	W	24	20
Jan. 21, 1916	H	L	16	29
Feb. 10, 1916	H	W	58	18
Jan. 31, 1917	H	W	43	25
Jan. 11, 1919	H	W	59	10
1919-20	H	W	55	19
1919-20	A	W	38	19
1922-23	W	37	22	
Jan. 28, 1925	H	W	34	12
1927-28	H	W	38	12

MOUNT ST. MARY'S (1-0)

Nov. 26, 1988	H	W	89	83
---------------	---	---	----	----

MURRAY STATE (2-0)

Dec. 21, 1996	BHAM	W	86	72
Dec. 14, 2002	H	W	72	53

Key to Abbreviations: BHAM—Birmingham, Ala.

NASHVILLE ATHLETIC CLUB (1-0)

1910-11	W	36	34	
---------	---	----	----	--

NAVY (5-1)

Dec. 18, 1959	BHAM	L	61	68
Dec. 28, 1974	MINN	W	73	69
Dec. 16, 1978	STP	W	63	57
Dec. 28, 1989	PEN	W	75	61
Dec. 30, 1997	H	W	70	54
Dec. 19, 1998	A	W	88	70

Key to Abbreviations: BHAM—Birmingham, Ala. MINN—Minneapolis, Minn.
PEN—Pensacola, Fla. STP—St. Petersburg, Fla.

NEHI REDS (1-0)

Dec. 17, 1938	H	W	41	36
---------------	---	---	----	----

NEWBERRY (1-0)

Feb. 24, 1922	ATL*	W	32	21
---------------	------	---	----	----

*Southern Conference Tournament

Key to Abbreviation: ATL—Atlanta, Ga.

NEW ORLEANS (1-0)

Jan. 2, 2004	H	W	70	55
--------------	---	---	----	----

NIAGARA (1-0)

Nov. 13, 2009	H	W	69	65
---------------	---	---	----	----

NICHOLLS STATE (3-1)

Nov. 30, 1993	H	L	76	79
Nov. 17, 1997	H	W	96	75
Nov. 24, 2004	H	W	92	78
Nov. 28, 2006	H	W	92	87

NORFOLK STATE (1-0)

Dec. 29, 1995	TALL	W	92	56
---------------	------	---	----	----

Key to Abbreviations: TALL—Tallahassee, Fla.

NORTH CAROLINA (0-4)

Feb. 27, 1922	ATL*	L	27	32
Feb. 26, 1927	ATL*	L	15	28
Feb. 28, 1932	ATL*	L	31	52
Mar. 22, 1985	BHAM**	L	56	62

*Southern Conference Tournament

**NCAA Tournament

Key to Abbreviations:

ATL—Atlanta, Ga. BHAM—Birmingham, Ala.

NORTH CAROLINA STATE (3-5)

Feb. 5, 1926	A	L	36	43
Feb. 26, 1926	ATL*	L	26	32
Jan. 12, 1931	H	W OT	30	28
Feb. 26, 1932	ATL*	W	34	33
Dec. 17, 1969	A	L	69	76
Dec. 5, 1970	H	W	91	85
Dec. 27, 1975	A	L	74	79
Nov. 22, 2009	DAY	L	58	60

*Southern Conference Tournament

Key to Abbreviation: ATL—Atlanta, Ga. DAY—Daytona Beach, Fla..

NORTH CAROLINA-ASHEVILLE (2-0)

Dec. 3, 1998	H	W	91	60
Dec. 20, 2001	H	W	83	38

NORTH CAROLINA-WILMINGTON (1-1)

Dec. 19, 1992	A	L	80	91
Nov. 28, 1993	H	W	94	75

NORTH TEXAS (1-0)

Jan. 2, 2003	H	W	90	65
--------------	---	---	----	----

NORTHERN IOWA (0-1)

Nov. 29, 2008	HE	L	61	67
---------------	----	---	----	----

Key to Abbreviation: HE—Hoffman Estates, Ill.

OGLETHORPE (4-0)

Jan. 28, 1938	H	W	46	43
Jan. 29, 1938	H	W	49	14
Feb. 12, 1948	H	W	55	23
Feb. 13, 1948	H	W	65	31

OHIO U. (1-0)

Dec. 8, 1990	H	W	75	65
--------------	---	---	----	----

OHIO STATE (0-1)

Mar. 18, 1999	KNOX*	L	64	72
---------------	-------	---	----	----

*NCAA Tournament

Key to Abbreviation: KNOX—Knoxville, Tenn.

OKLAHOMA (1-1)

Dec. 15, 1978	STP	W	78	70
Mar. 19, 1988	ATL*	L	87	107

*NCAA Tournament

Key to Abbreviations:

ATL—Atlanta, Ga. STP—St. Petersburg, Fla.

OKLAHOMA CITY (0-2)

Dec. 20, 1955	A	L	58	76
Dec. 28, 1967	A	L	68	78

OKLAHOMA STATE (2-1)

Dec. 10, 1977	HUNT	W	112	94
Mar. 13, 1999	INDY*	W	81	74
Nov. 24, 2006	SOPAD	L	65	66

*NCAA Tournament

Key to Abbreviation: HUNT—Huntington, W. Va.
INDY—Indianapolis, Ind. SOPAD—So. Padre Island, Texas

OLD DOMINION (2-1)

Dec. 30, 1970	A	L	76	89
Dec. 28, 1992	H	W	96	85
Dec. 18, 1993	A	W	101	87

ORAL ROBERTS (1-1)

Feb. 13, 1978	H	W	82	78
Jan. 8, 1979	A	L	62	63

OREGON (1-0)

Dec. 16, 2000	LV	W OT	101	97
---------------	----	------	-----	----

Key to Abbreviation: LV—Las Vegas, Nev.

PARATROOPER INFANTRY 507 (0-1)

Jan. 15, 1943	H	L	30	40
---------------	---	---	----	----

PENNSYLVANIA (1-0)

Dec. 11, 1999	BHAM	W	77	70
---------------	------	---	----	----

Key to Abbreviation: BHAM—Birmingham, Ala.

PEPPERDINE (1-1)

Dec. 12, 1997	PROVO	L	55	62
Dec. 22, 1999	SANJ	W	87	76

Key to Abbreviation:

PROVO—Provo, Utah. SANJ—San Juan, P.R.

PITTSBURGH (0-2)

Dec. 4, 2005	A	L	41	78
Dec. 3, 2006	H	L	66	74

PRESBYTERIAN (1-0)

Jan. 22, 2008	H	W	78	65
---------------	---	---	----	----

PROVIDENCE (1-0)

Nov. 26, 2000	KC	W	80	69
---------------	----	---	----	----

Key to Abbreviation: KC—Kansas City, Mo.

PUERTO RICO-MAYAGUEZ (2-0)

Dec. 20, 1999	A	W	109	52
Dec. 20, 2002	A	W	94	64

PURDUE (1-1)

Mar. 14, 1985	SB*	W	59	58
Mar. 20, 2001	A+	L	61	79

*NCAA Tournament +National Invitation Tournament

Key to Abbreviation: SB—South Bend, Ind.

RADFORD (1-0)

Dec. 12, 1984	H	W	79	57
---------------	---	---	----	----

RICE (3-1)

Dec. 21, 1955	A	L	20T	80
Dec. 8, 1956	BHAM	W	88	68
Dec. 17, 1964	A	W	94	71
Dec. 2, 1965	H	W	91	74

Key to Abbreviation: BHAM—Birmingham, Ala.

RICHMOND (2-1)

Dec. 1, 1976	H	W	86	63
Dec. 12, 1978	A	W	84	72
Mar. 15, 1984	CHAR*	L	71	72

*NCAA Tournament

Key to Abbreviation: CHAR—Charlotte, N.C.

ROBERT MORRIS (1-0)

Nov. 24, 2000	KC	W	89	71
---------------	----	---	----	----

Key to Abbreviation: KC—Kansas City, Mo.

RUTGERS (4-1)

Dec. 19, 1967	TAM	W	70	62
Dec. 29, 1976	LOU	W	78	75
Nov. 27, 1998	HON	W	70	55
Nov. 24, 2001	A	L	56	57
Dec. 8, 2002	H	W	82	70

Key to Abbreviations: HON—Honolulu, Hawaii
LOU—Louisville, Ky. TAM—Tampa, Fla.

ST. BONAVENTURE (0-1)

Dec. 18, 1967	TAM	L	73	77
---------------	-----	---	----	----

Key to Abbreviation: TAM—Tampa, Fla.

ST. JOHN'S (1-0)

Mar. 16, 1986	LB*	W	81	65
*NCAA Tournament LB—Long Beach, Calif.				
SAINT JOSEPH'S (PA.) (2-0)				
Dec. 18, 1956	CHAR	W	66	64
Mar. 21, 2003	TAM*	W	OT 65	63
Key to Abbreviation: *NCAA Tournament				
CHAR—Charlotte, N.C. TAM—Tampa, Fla.				
St. Louis (1-0)				
Dec. 19, 1969	NASH	W	70	66
Key to Abbreviation: NASH—Nashville, Tenn.				
SAMFORD (FORMERLY HOWARD) (22-1)				
Dec. 6, 1925	A	W	32	16
Jan. 11, 1926	H	W	35	21
Jan. 27, 1940	H	L	33	37
Feb. 10, 1941	H	W	35	21
Feb. 28, 1948	H	W	33	32
Dec. 3, 1948	A	W	57	30
Dec. 2, 1949	A	W	59	36
Dec. 10, 1949	H	W	73	49
Dec. 1, 1950	A	W	70	57
Dec. 13, 1950	H	W	70	53
Nov. 30, 1951	A	W	69	39
Dec. 5, 1951	H	W	88	51
Dec. 2, 1952	H	W	80	52
Dec. 6, 1952	A	W	80	74
Dec. 5, 1953	A	W	OT 70	63
Jan. 5, 1954	H	W	84	56
Jan. 5, 1955	H	W	98	77
Dec. 10, 1955	H	W	97	54
Jan. 2, 1957	H	W	101	70
Dec. 30, 1957	H	W	106	47
Dec. 7, 1959	H	W	104	57
Dec. 4, 1962	H	W	69	50
SAM HOUSTON STATE (0-1)				
SAN DIEGO (1-0)				
Mar. 12, 1987	INDY*	W	62	61
*NCAA Tournament				
Key to Abbreviation: INDY—Indianapolis, Ind.				
SAN JOSE STATE (1-0)				
Dec. 11, 1987	CHAM	W	70	65
Key to Abbreviation: CHAM—Champaign, Ill.				
SEMA YMCA (1-0)				
Jan. 24, 1913	A	W	29	15
SEWANEE (26-1)				
Feb. 11, 1927	H	W	46	15
Feb. 18, 1927	A	W	35	28
Jan. 10, 1935	A	L	18	19
Feb. 14, 1935	H	W	28	13
Feb. 15, 1935	H	W	33	24
Jan. 10, 1936	A	W	25	23
Jan. 11, 1936	A	W	34	25
Feb. 10, 1936	H	W	41	31
Feb. 11, 1936	H	W	42	18
Jan. 15, 1937	A	W	41	34
Jan. 16, 1937	A	W	34	29
Feb. 8, 1937	H	W	39	32
Feb. 9, 1937	H	W	36	16
Jan. 14, 1938	A	W	36	31
Jan. 15, 1938	A	W	38	19
Jan. 13, 1939	H	W	41	31
Jan. 14, 1939	H	W	38	27
Feb. 17, 1939	A	W	34	27
Feb. 18, 1939	A	W	39	28
Jan. 12, 1940	A	W	51	32
Jan. 13, 1940	A	W	64	32
Feb. 16, 1940	H	W	46	30
Feb. 17, 1940	H	W	63	34
Jan. 10, 1941	H	W	36	24
Jan. 11, 1941	H	W	39	25
Feb. 14, 1941	A	W	39	28
Feb. 15, 1941	A	W	46	31
SLIPPERY ROCK (1-0)				
Dec. 20, 1991	PEN	W	93	66
Key to Abbreviation: PEN—Pensacola, Fla.				
SOUTH ALABAMA (5-4)				

Dec. 1, 1972	H	L	64	68
Dec. 9, 1983	A	L	73	95
Nov. 27, 1987	BHAM	W	120	67
Dec. 21, 1991	PEN	L	87	107
Dec. 12, 1995	A	W	59	50
Dec. 18, 1996	H	W	60	51
Dec. 1, 2000	H	L	66	68
Dec. 18, 2001	H	W	73	58
Dec. 6, 2006	H	W	82	71
Key to Abbreviation:				
BHAM—Birmingham, Ala. PEN—Pensacola, Fla.				
SOUTH CAROLINA (17-14)				
Feb. 11, 1930	H	W	30	22
Jan. 6, 1931	H	W	39	21
Jan. 24, 1931	A	W	36	16
Jan. 8, 1935	A	L	34	35
Jan. 9, 1935	A	L	26	42
Dec. 29, 1951	CHAR	L	67	70
Nov. 30, 1968	A	L	49	51
Dec. 1, 1969	H	L	64	86
Dec. 3, 1970	A	L	69	86
Dec. 1, 1971	H	L	63	84
Jan. 22, 1992	H	W	85	68
Jan. 16, 1993	A	W	83	81
Feb. 16, 1994	H	W	88	70
Feb. 15, 1995	A	W	80	78
Mar. 9, 1995	ATL*	W	81	66
Feb. 7, 1996	H	W	84	73
Jan. 4, 1997	A	L	56	66
Jan. 24, 1998	H	L	56	61
Feb. 3, 1999	A	W	76	48
Jan. 19, 2000	H	W	65	61
Mar. 11, 2000	ATL*	W	OT 77	72
Jan. 20, 2001	A	W	60	57
Feb. 23, 2002	H	W	50	46
Jan. 15, 2003	A	W	67	60
Jan. 14, 2004	H	L	OT 51	53
Feb. 12, 2005	A	W	74	71
Mar. 4, 2006	H	L	63	67
Jan. 31, 2007	A	W	80	75
Mar. 1, 2008	H	L	63	69
Jan. 10, 2009	A	L	56	68
Jan. 9, 2010	H	L	71	80
* SEC Tournament				
Key to Abbreviation: CHAR—Charlotte, N.C.				
Series Notes				
All Games at Auburn: Series tied 7-7				
All Games at BEMC: South Carolina leads 7-5				
Tony Barbee vs. South Carolina: 0-0				
All Games at South Carolina: Auburn leads 8-6				
All Games at Colonial Center: Auburn leads 3-1				
Darrin Horn vs. Auburn: 2-1 (2-0 coaching South Carolina)				
All Games at Neutral Sites: Auburn leads 2-1				
SEC Tournament Games: Auburn leads 2-0				
Current Series Streak: 3 by South Carolina				
Longest Auburn Streak: 6 ('91-'92/'95-'96;'98-'99/'02-'03)				
Longest South Carolina Streak: 7 ('34-'35/'71-'72)				
SOUTH CAROLINA STATE (1-0)				
Dec. 4, 2002	H	W	85	65
SOUTH FLORIDA (4-0)				
Dec. 2, 1974	H	W	77	52
Dec. 13, 1975	A	W	79	78
Dec. 3, 1977	H	W	71	54
Dec. 15, 1979	A	W	74	56
SOUTHEASTERN LOUISIANA (4-0)				
Nov. 13, 1998	H	W	114	60
Dec. 2, 2002	H	W	77	47
Dec. 14, 2005	H	W	66	51
Dec. 31, 2008	H	W	77	65
SOUTHERN (1-0)				
Dec. 15, 2007	MOB	W	71	63
Key to Abbreviation: MOB—Mobile, Ala.				
SOUTHERN CAL (0-2)				
Dec. 15, 1972	A	L	66	73
Dec. 29, 1977	NO	L	74	85
Key to Abbreviation: NO—New Orleans, La.				
SOUTHERN COLLEGE (FLA.) (2-0)				
1927-28	H	W	51	18

1928-29	H	W	33	29
SOUTHERN ILLINOIS (1-0)				
Dec. 9, 1977	HUNT	W	66	65
Key to Abbreviation: HUNT—Huntington, W. Va.				
SOUTHERN ILLINOIS-EDWARDSVILLE (1-0)				
Nov. 25, 1991	H	W	109	86
SOUTHERN METHODIST (0-4)				
Dec. 29, 1948	OKC	L	41	59
Dec. 19, 1957	A	L	65	75
Dec. 20, 1963	A	L	70	84
Dec. 19, 1975	ELP	L	OT 85	87
Key to Abbreviations:				
ELP—El Paso, Texas OKC—Oklahoma City, Okla.				
SOUTHERN MISS (14-2)				
Dec. 14, 1963	H	W	80	74
Dec. 27, 1968	MOB	W	73	70
Dec. 29, 1989	PEN	L	73	84
Dec. 14, 1991	H	W	93	78
Feb. 22, 1993	A	W	81	75
Feb. 22, 1994	H	W	89	73
Feb. 22, 1995	A	W	81	79
Nov. 21, 1997	H	W	83	70
Mar. 11, 1998	H*	W	77	62
Dec. 30, 1999	H	W	56	50
Dec. 30, 2000	H	W	73	69
Dec. 29, 2001	H	W	64	55
Dec. 30, 2002	H	W	92	46
Dec. 30, 2003	H	W	78	60
Jan. 4, 2006	H	W	80	57
Jan. 2, 2007	A	L	54	56
Key to Abbreviations: * National Invitation Tournament				
MOB—Mobile, Ala. PEN—Pensacola, Fla.				
SPRING HILL (7-1)				
Feb. 22, 1921	H	W	41	32
Jan. 6, 1939	H	W	30	22
Jan. 7, 1939	H	W	44	23
Dec. 14, 1939	H	W	37	34
Dec. 15, 1939	H	L	33	34
Jan. 3, 1941	H	W	35	30
Jan. 4, 1941	H	W	46	34
Dec. 19, 1962	H	W	71	51
STANFORD (0-1)				
Nov. 27, 1999	ANA	L	58	67
Key to Abbreviations:				
ANA—Anaheim, Calif. (Wooden Classic)				
STETSON (3-1)				
Dec. 2, 1981	H	W	60	59
Dec. 6, 1982	A	L	58	59
Nov. 24, 1984	H	W	92	50
Dec. 14, 1985	DB	W	77	54
Key to Abbreviation: DB—Daytona Beach, Fla.				
STONY BROOK (1-0)				
Jan. 2, 2000	H	W	100	45
SYRACUSE (0-1)				
Mar. 28, 2003	ALB*	L	78	79
* NCAA Tournament				
Key to Abbreviation: ALB—Albany, N.Y.				
TALLADEGA ATHLETIC CLUB (0-1)				
Feb. 3, 1916	L		4	31
TEMPLE (2-2)				
Dec. 30, 1977	NO	L	73	74
Nov. 11, 1997	ALBU	L	42	68
Nov. 19, 2004	A	W	80	78
Dec. 18, 2005	H	W	73	42
NO—New Orleans, La. ALBU—Albuquerque, N.M.				
TENNESSEE (37-69)				
Feb. 15, 1927	A	L	23	24
Jan. 29, 1928	H	W	63	14
Jan. 25, 1930	H	L	18	33
Mar. 1, 1934	ATL*	L	26	43
Feb. 1, 1935	A	L	27	48
Mar. 1, 1936	A*	L	25	43
Mar. 3, 1939	A*	L	35	49

Jan. 31, 1941	H	L	33	51
Jan. 23, 1942	A	L	23	43
Jan. 29, 1943	A	L	23	57
Feb. 29, 1945	LOU*	L	26	56
Jan. 11, 1947	H	L	30	66
Feb. 3, 1947	H	L	27	63
Jan. 8, 1951	A	W	63	59
Feb. 9, 1952	H	W	60	55
Jan. 26, 1953	A	L	70	72
Mar. 1, 1954	H	L	86	92
Dec. 18, 1954	MONT	W	73	64
Feb. 28, 1955	A	L	77	86
Feb. 25, 1956	H	L	87	91
Feb. 23, 1957	A	L	75	85
Feb. 22, 1958	H	W	72	66
Feb. 23, 1959	A	L	55	56
Feb. 22, 1960	H	W	72	63
Feb. 25, 1961	A	W	41	38
Feb. 24, 1962	H	W	60	51
Feb. 25, 1963	A	L	47	55
Feb. 24, 1964	H	L	62	68
Feb. 22, 1965	A	L	38	69
Jan. 17, 1966	H	W	51	47
Dec. 16, 1966	A	L	49	73
Feb. 25, 1967	H	L	45	54
Feb. 24, 1968	A	W	53	52
Mar. 3, 1968	H	L	OT 54	63
Feb. 1, 1969	A	L	59	64
Mar. 1, 1969	H	W	71	60
Jan. 31, 1970	H	W	61	55
Feb. 28, 1970	A	W	77	64
Jan. 30, 1971	A	L	68	90
Feb. 27, 1971	H	L	71	76
Feb. 5, 1972	H	L	67	76
Mar. 4, 1972	A	L	70	80
Feb. 3, 1973	A	L	74	82
Mar. 5, 1973	H	L	72	80
Jan. 5, 1974	H	L	77	89
Feb. 4, 1974	A	L	80	88
Jan. 4, 1975	A	L	81	96
Feb. 3, 1975	H	W	62	59
Jan. 19, 1976	A	L	78	83
Feb. 16, 1976	H	W	73	72
Jan. 8, 1977	A	L	79	87
Feb. 5, 1977	H	L	83	93
Jan. 4, 1978	A	L	76	80
Mar. 6, 1978	H	W	107	94
Feb. 7, 1979	A	L	62	73
Feb. 24, 1979	H	L	55	60
Mar. 2, 1979	BHAM*	L	64	75
Dec. 12, 1979	A	L	58	61
Feb. 23, 1980	H	L	63	72
Dec. 3, 1980	H	W	75	65
Feb. 28, 1981	A	L	63	75
Dec. 12, 1981	A	L	79	86
Feb. 27, 1982	H	W	56	54
Jan. 24, 1983	H	L	77	80
Feb. 22, 1983	A	L	74	82
Jan. 24, 1984	A	W	79	72
Feb. 20, 1984	H	L	54	57
Mar. 9, 1984	NASH*	W	60	58
Jan. 9, 1985	A	L	74	86
Feb. 9, 1985	H	W	75	60
Jan. 8, 1986	H	W	59	45
Feb. 8, 1986	A	L	79	80
Jan. 14, 1987	H	W	66	56
Feb. 14, 1987	A	L	84	103
Jan. 20, 1988	A	L	64	75
Feb. 20, 1988	H	W	73	68
Jan. 4, 1989	H	L	73	84
Feb. 4, 1989	A	L	72	89
Jan. 3, 1990	A	L	70	72
Feb. 3, 1990	H	W	89	83
Jan. 19, 1991	A	W	67	63
Feb. 19, 1991	H	W	74	65
Jan. 25, 1992	A	L	74	82
Jan. 20, 1993	H	W	88	75
Mar. 11, 1993	LEX*	L	76	78
Jan. 22, 1994	A	L	85	92
Jan. 18, 1995	H	W	61	57
Jan. 3, 1996	A	L	62	66
Jan. 15, 1997	H	W	43	35
Mar. 6, 1997	MEM*	W	67	54
Jan. 7, 1998	A	W	74	69
Jan. 2, 1999	H	W	90	62

Jan. 25, 2000	A	L	76	105
Jan. 6, 2001	H	L	2OT 88	96
Mar. 8, 2001	NASH*	L	66	73
Jan. 27, 2002	A	L	59	82
Feb. 1, 2003	H	L	57	60
Mar. 14, 2003	NO*	W	66	53
Feb. 28, 2004	A	L	69	75
Jan. 29, 2005	H	W	62	59
Feb. 15, 2006	A	L	89	105
Jan. 17, 2007	H	W	83	80
Feb. 20, 2008	A	L	70	89
Feb. 7, 2009	H	W	78	77
Mar. 14, 2009	TAM*	L	85	94
Jan. 14, 2010	A	L	55	81
*SEC Tournament				
Key to Abbreviations: MEM—Memphis, Tenn.				
ATL—Atlanta, Ga. BHAM—Birmingham, Ala.				
LOU—Louisville, Ky. LEX—Lexington, Ky.				
MONT—Montgomery, Ala. NASH—Nashville, Tenn.				
NO—New Orleans, La. TAM—Tampa, Fla.				
Series Notes				
All Games at Auburn: Auburn leads 26-20				
All Games at BEAC: Auburn leads 19-12				
Tony Barbee vs. Tennessee: 0-0				
All Games at Tennessee: Tennessee leads 43-7				
All Games at Thompson-Boling: Tennessee leads 13-2				
Bruce Pearl vs. Auburn: 4-2				
All Games at Neutral Sites: Tennessee leads 5-4				
SEC Tournament Games: Tennessee leads 7-3				
Current Series Streak: 2 by Tennessee				
Longest Auburn Streak: 4 ('96-'97/'98-'99)				
Longest Tennessee Streak: 11 ('29-'30/'46-'47)				
TENNESSEE-CHATTANOOGA (2-2)				
Feb. 16, 1927	A	L	34	39
Jan. 2, 1962	H	W	67	47
Dec. 17, 1962	H	W	79	37
Dec. 29, 1991	A	L	75	87
TENNESSEE-MARTIN (2-0)				
Dec. 7, 1987	H	W	99	77
Mar. 18, 2009	H*	W	87	82
* National Invitation Tournament				
TENNESSEE STATE (1-0)				
Dec. 19, 2006	H	W	86	59
TENNESSEE TECH (3-1)				
Dec. 8, 1980	H	W	77	62
Dec. 7, 1981	A	W	88	61
Dec. 4, 1982	H	W	74	65
Dec. 21, 1989	HUNTS	L	70	72
Key to Abbreviation: HUNTS—Huntsville, Ala.				
TEXAS (1-1)				
1910-11		W	45	27
Dec. 16, 1955	MONT	L	76	83
Key to Abbreviation: MONT—Montgomery, Ala.				
TEXAS A&M (2-3)				
Dec. 22, 1961	HOU	L	50	62
Dec. 17, 1990	H	W	95	71
Dec. 4, 1991	A	W	86	83
Dec. 22, 2005	A	L	67	72
Dec. 22, 2006	H	L	58	87
Key to Abbreviation: HOU—Houston, Texas				
TEXAS A&M-CORPUS CHRISTI (1-0)				
Jan. 2, 2008	H	W	76	58
TEXAS CHRISTIAN (2-1)				
Dec. 13, 1957	BHAM	W	75	63
Dec. 28, 1966	MOB	W	80	79
Dec. 1, 1996	HILO	L	66	86
Key to Abbreviation: HILO—Hilo, Hawaii				
BHAM—Birmingham, Ala. MOB—Mobile, Ala.				
TEXAS-PAN AMERICAN (1-0)				
Jan. 27, 2009	H	W	66	63
TEXAS SOUTHERN (2-0)				
Dec. 10, 1988	H	W	109	81
Nov. 24, 1990	H	W	85	77
TEXAS TECH (1-1)				

Dec. 14, 1962	H	W	86	57
Dec. 19, 1963	A	L	71	83
TEXAS WESLEYAN (1-0)				
Dec. 3, 1979	H	W	90	51
TOLEDO (0-2)				
Nov. 25, 2000	KC	L	2OT 90	95
Dec. 22, 2004	CARO	L	65	68
Key to Abbreviation: KC—Kansas City, Mo.				
CARO—Carolina, Puerto Rico (San Juan Shootout)				
TOWSON (2-0)				
Dec. 1, 1980	H	W	87	63
Dec. 29, 2007	H	W	79	59
TROY (10-1)				
1948-49	H	W	69	44
Dec. 13, 1949	H	W	77	40
Nov. 27, 1950	H	W	96	57
Nov. 27, 1951	H	W	83	58
Dec. 5, 1959	H	W	72	46
Dec. 11, 1991	H	W	141	116
Dec. 9, 1993	H	W	113	86
Dec. 14, 1994	H	W	95	71
Dec. 22, 2002	CAG	W	94	66
Nov. 10, 2006	H	W	71	68
Dec. 4, 2009	H	L	77	81
Key to Abbreviations: CAG—Caguas, Puerto Rico				
TULANE (33-25)				
Jan. 19, 1906	H	W	27	7
1906-07		W	35	15
Jan. 18, 1909	H	W	29	15
Jan. 25, 1924	A	L	19	32
Jan. 26, 1924	A	L	22	27
Jan. 5, 1925	A	L	18	33
Jan. 6, 1925	A	L	31	45
Jan. 29, 1926	A	L	30	33
Jan. 30, 1926	A	L	31	52
Jan. 28, 1927	A	W	42	33
Jan. 29, 1927	A	W	35	12
Jan. 30, 1927	H	W	50	11
Feb. 1, 1927	H	W	33	30
Jan. 27, 1928	A	W	32	17
Jan. 28, 1928	A	W	49	31
Feb. 8, 1929	H	L	35	48
Feb. 9, 1929	H	W	40	25
Feb. 11, 1930	A	L	40	45
Feb. 12, 1930	A	L	37	41
Feb. 6, 1931	H	W	44	22
Feb. 7, 1931	H	W	51	35
Feb. 5, 1932	A	L	21	26
Feb. 6, 1932	A	W	42	37
Feb. 3, 1933	H	W	22	19
Feb. 4, 1933	H	L	18	35
Feb. 3, 1934	A	L	18	34
Feb. 4, 1934	A	L	20	30
Mar. 2, 1939	KNOX+	W	43	30
Jan. 24, 1941	H	W	45	41
Feb. 17, 1942	A	L	41	50
Feb. 27, 1942	LOU+	W	45	36
Feb. 8, 1943	H	L	30	50
1945-46	H	L	48	56
1946-47	H	L	35	66
1947-48	A	L	37	70
Mar. 4, 1948	LOU+	L	40	47
Jan. 31, 1949	H	L	51	56
Feb. 11, 1950	A	W	64	60
Feb. 3, 1951	H	W	92	71
Feb. 18, 1952	A	W	63	61
Feb. 16, 1953	H	L	65	70
Feb. 22, 1954	A	W	65	62
Feb. 21, 1955	H	L	79	90
Feb. 20, 1956	A	L	75	86
Feb. 18, 1957	H	W	78	54
Feb. 17, 1958	A	W	63	49
Feb. 16, 1959	H	W	79	56
Feb. 15, 1960	A	W	OT 53	51
Feb. 20, 1961	H	W	63	44
Feb. 19, 1962	A	W	81	64
Feb. 18, 1963	H	W	63	61
Feb. 17, 1964	A	W	78	72
Feb. 15, 1965	H	W	87	73
Jan. 11, 1966	A	W	92	58

Dec. 28, 1990	A1	W	84	71
Mar. 13, 1996	H*	L	OT 73	87
Nov. 9, 2007	A	L	62	77
Jan. 3, 2009	H	W	78	53
+ SEC Tournament * National Invitation Tournament				
A1—New Orleans, La. (Superdome)				
TULSA (2-0)				
Dec. 20, 1975	ELP	W	92	74
Mar. 20, 2009	H*	W	74	55
* National Invitation Tournament ELP—El Paso, Texas				
TUSKEGEE (1-0)				
Dec. 17, 2008	H	W	75	32
UAB (7-10)				
Nov. 26, 1982	BJCC	W	63	61
Dec. 2, 1983	BJCC	L	OT 62	69
Nov. 30, 1984	BJCC	W	61	59
Dec. 10, 1985	BJCC	L	56	62
Nov. 28, 1986	BJCC	W	68	58
Feb. 25, 1989	BJCC	L	76	105
Dec. 1, 1989	H	L	65	75
Nov. 30, 1990	A	L	65	71
Nov. 29, 1991	BJCC	L	74	88
Feb. 9, 1993	A	W	86	74
Dec. 16, 1993	H	L	65	69
Nov. 30, 1994	A	W	60	54
Dec. 3, 1995	H	L	54	66
Nov. 22, 1996	A	L	57	64
Dec. 20, 1997	BJCC*	L	65	71
Dec. 12, 1998	BJCC*	W	77	64
Nov. 19, 1999	H	W	65	59
* Arby's Hardwood Classic (Birmingham, Ala.)				
UNLV (1-4)				
Mar. 20, 1986	HOU*	W	70	63
Feb. 1, 1987	H	L	85	104
Dec. 17, 1991	A	L	82	85
Dec. 20, 2003	A+	L	69	82
Dec. 12, 2004	H	L	OT 87	91
*NCAA Tournament +Las Vegas Showdown				
Key to Abbreviation: HOU—Houston, Texas				
UTAH (1-0)				
Dec. 29, 1982	A	W	71	62
UTEP (0-2)				
Dec. 21, 1973	A	L	56	68
Dec. 29, 1986	A	L	82	87
VANDERBILT (51-79)				
Jan. 28, 1921	A	W	27	7
Feb. 17, 1927	A	L	35	39
Feb. 1, 1928	H	W	62	28
Jan. 26, 1930	H	L	27	29
Jan. 31, 1931	H	L	26	36
Feb. 14, 1931	H	W	42	25
Jan. 9, 1932	A	W	36	23
Jan. 30, 1932	H	W	38	23
Jan. 22, 1933	A	L	24	25
Feb. 9, 1933	H	L	20	21
Jan. 9, 1934	A	L	22	31
Jan. 27, 1934	H	L	33	48
Jan. 11, 1935	A	L	27	37
Jan. 12, 1935	A	L	24	41
Feb. 15, 1935	H	L	25	37
Jan. 9, 1936	A	L	27	47
Jan. 25, 1936	H	L	32	37
Jan. 16, 1939	H	L	39	41
Feb. 16, 1939	A	L	42	49
Jan. 11, 1940	A	L	45	51
Jan. 20, 1940	H	L	46	50
Jan. 25, 1941	H	W	45	44
Feb. 13, 1941	A	L	39	47
Jan. 16, 1942	H	W	35	33
Jan. 26, 1942	A	W	50	45
Feb. 26, 1942	LOU*	W	36	34
Jan. 11, 1943	A	L	39	54
Jan. 23, 1943	H	L	43	48
Jan. 24, 1947	H	L	37	38
Feb. 1, 1947	A	L	58	59
Jan. 21, 1948	H	W	46	41
Feb. 2, 1948	A	L	47	55

Jan. 22, 1949	H	W	48	46
Feb. 5, 1949	A	L	42	52
Jan. 21, 1950	H	L	47	58
Feb. 6, 1950	A	L	51	63
Jan. 6, 1951	A	L	51	61
Jan. 12, 1952	H	L	61	73
Feb. 7, 1953	A	W	71	66
Dec. 30, 1953	A	L	48	96
Feb. 6, 1954	H	W	76	73
Feb. 5, 1955	A	L	74	79
Feb. 27, 1956	H	W	74	65
Feb. 2, 1957	A	L	78	83
Feb. 1, 1958	H	W	77	69
Jan. 31, 1959	A	W	64	61
Jan. 30, 1960	H	W	55	54
Feb. 4, 1961	A	L	53	58
Feb. 3, 1962	H	W	89	68
Feb. 2, 1963	A	W	62	59
Feb. 1, 1964	H	W	81	63
Jan. 30, 1965	A	L	77	105
Mar. 1, 1965	H	L	64	79
Jan. 31, 1966	A	L	63	68
Feb. 14, 1966	H	L	76	91
Dec. 31, 1966	H	W	64	51
Jan. 16, 1967	A	L	65	71
Dec. 4, 1967	A	L	65	78
Jan. 15, 1968	H	L	65	74
Jan. 25, 1969	A	W	92	79
Feb. 22, 1969	H	W	85	75
Jan. 24, 1970	A	W	84	75
Feb. 21, 1970	H	L	74	92
Jan. 23, 1971	A	L	86	107
Feb. 20, 1971	H	W	96	94
Jan. 29, 1972	A	L	77	85
Feb. 26, 1972	H	L	87	93
Jan. 27, 1973	H	W	81	77
Feb. 24, 1973	A	L	70	98
Jan. 19, 1974	A	L	51	96
Feb. 18, 1974	H	L	79	89
Jan. 18, 1975	H	W	93	89
Feb. 17, 1975	A	L	78	85
Jan. 24, 1976	H	L	59	71
Feb. 21, 1976	A	L	72	80
Jan. 17, 1977	H	W	74	69
Feb. 14, 1977	A	W	OT 76	71
Jan. 7, 1978	H	W	74	61
Feb. 4, 1978	A	L	78	91
Jan. 3, 1979	H	L	55	57
Jan. 27, 1979	A	L	59	66
Feb. 28, 1979	BHAM*	W	59	53
Jan. 9, 1980	A	L	57	66
Feb. 6, 1980	H	L	73	77
Jan. 14, 1981	H	L	81	97
Feb. 11, 1981	A	W	69	55
Jan. 13, 1982	A	L	68	78
Feb. 10, 1982	H	L	60	71
Jan. 17, 1983	A	L	62	64
Feb. 14, 1983	H	W	72	71
Jan. 17, 1984	H	L	71	73
Feb. 13, 1984	A	W	73	67
Mar. 8, 1984	*A*	W	59	58
Jan. 30, 1985	A	W	86	80
Mar. 2, 1985	H	W	84	58
Jan. 29, 1986	H	W	97	70
Mar. 1, 1986	A	W	79	65
Jan. 17, 1987	A	L	75	91
Feb. 23, 1987	H	W	91	83
Jan. 23, 1988	H	L	71	75
Feb. 24, 1988	A	W	81	68
Dec. 14, 1988	A	L	77	93
Feb. 22, 1989	H	L	62	77
Jan. 20, 1990	H	W	82	79
Feb. 20, 1990	A	W	87	74
Jan. 16, 1991	H	L	59	80
Feb. 16, 1991	A	L	70	90
Feb. 4, 1992	A	L	83	89
Jan. 30, 1993	H	L	70	73
Feb. 9, 1994	A	L	60	84
Mar. 10, 1994	MEM*	W	81	56
Feb. 8, 1995	H	L	59	77
Jan. 31, 1996	A	L	62	76
Mar. 7, 1996	NO*	W	68	65
Feb. 15, 1997	H	L	61	75
Feb. 18, 1998	A	L	66	82
Feb. 17, 1999	H	W	81	63

Feb. 16, 2000	A	W	86	80
Mar. 3, 2001	H	W	69	66
Jan. 16, 2002	A	L	67	73
Jan. 8, 2003	H	W	62	59
Jan. 7, 2004	A	L	53	59
Feb. 16, 2005	H	L	43	67
Mar. 10, 2005	ATL*	W	77	73
Jan. 7, 2006	A	L	50	74
Mar. 9, 2006	NASH*	L	71	76
Jan. 6, 2007	H	W	68	65
Feb. 2, 2008	A	L	71	78
Mar. 13, 2008	ATL*	L	82	93
Jan. 31, 2009	H	L	75	82
*SEC Tournament				
Key to Abbreviations: MEM—Memphis, Tenn.				
BHAM—Birmingham, Ala. LOU—Louisville, Ky.				
ATL—Atlanta, Ga. NO—New Orleans, La.				
NASH—Nashville, Tenn.				
Series Notes				
All Games at Auburn: Vanderbilt leads 32-29				
All Games at BEMC: Vanderbilt leads 18-15				
Tony Barbee vs. Vanderbilt: 0-0				
All Games at Vanderbilt: Vanderbilt leads 45-17				
All Games at Memorial Gym: Vanderbilt leads 32-13				
Kevin Stallings vs. Auburn: 8-5				
All Games at Neutral Sites: Auburn leads 5-1				
SEC Tournament Games: Auburn leads 6-2				
Current Series Streak: 3 by Vanderbilt				
Longest Auburn Streak: 6 ('83-'84/'85-'86)				
Longest Vanderbilt Streak: 13 ('32-'33/'39-'40)				
VILLANOVA (2-2)				
Dec. 28, 1983	JACK	W	95	83
Dec. 29, 1987	ATL	W	65	64
Dec. 28, 1988	ORL	L	83	84
Dec. 27, 1990	NO	L	71	88
Key to Abbreviations: ATL—Atlanta, Ga. JACK—Jacksonville, Fla.				
NO—New Orleans, La. ORL—Orlando, Fla.				
VIRGINIA (4-3)				
1919-20	A	W	27	21
Feb. 18, 1925	ATL*	L	27	29
Feb. 27, 1931	ATL*	W	33	26
Dec. 8, 2001	BHAM	L	72	77
Dec. 3, 2004	RICH	L	87	89
Dec. 20, 2008	A	W	58	56
Dec. 7, 2009	H	W	68	67
*Southern Conference Tournament				
Key to Abbreviation: ATL—Atlanta, Ga.				
BHAM—Birmingham, Ala. RICH—Richmond, Va.				
VIRGINIA COMMONWEALTH (4-1)				
Mar. 3, 1975	H	W	117	72
Dec. 16, 1976	A	W	109	59
Dec. 21, 1984	CHAT	L	59	78
Dec. 5, 1987	H	W	93	80
Dec. 20, 1988	A	W	85	79
Key to Abbreviation: CHAT—Chattanooga, Tenn.				
VIRGINIA MILITARY (0-2)				
1919-20	A	L	19	45
Feb. 6, 1926	A	L	25	41
VIRGINIA TECH (6-2)				
1919-20	A	L	20	26
Feb. 25, 1927	ATL*	W	38	33
Dec. 16, 1960	BHAM	W	76	73
Dec. 16, 1961	BHAM	W	77	63
Dec. 29, 1967	OKC	W	76	61
Dec. 8, 1973	H	W	76	74
Dec. 14, 1974	A	L	82	83
Dec. 21, 1999	SANJ	W	73	63
*Southern Conference Tournament				
Key to Abbreviations: OKC—Oklahoma City, Okla.				
ATL—Atlanta, Ga. BHAM—Birmingham, Ala.				
SANJ—San Juan, P.R.				
WAKE FOREST (4-3)				
1907-08	W	38	13	
Dec. 19, 1956	CHAR	L	48	58
Dec. 7, 1957	COL	W	78	66
Dec. 9, 1967	A	W	66	63
Dec. 6, 1969	H	L	81	95
Dec. 27, 1983	JACK	L	67	76

Mar. 23, 2003 TAM* W 68 62
 * NCAA Tournament
Key to Abbreviations: JACK—Jacksonville, Fla.
 CHAR—Charlotte, N.C. COL—Columbus, Ga.
 TAM—Tampa, Fla.

WASHINGTON (0-1)

1947-48 L 29 59

WASHINGTON & LEE (1-1)

1919-20 A L 10 34
 Dec. 17, 1954 MONT W 91 81

Key to Abbreviation: MONT—Montgomery, Ala.

WEBER STATE (1-0)

Dec. 13, 1997 PROVO W 63 58
Key to Abbreviation: PROVO—Provo, Utah

WEST ALABAMA (FORMERLY LIVINGSTON) (2-0)

1948-49 W 49 44
 Dec. 1, 1960 H W 90 50

WEST FLORIDA (1-0)

Dec. 12, 1994 H W 96 59

WEST POINT ATHLETIC CLUB (2-0)

1919-20 A W 38 8
 1922-23 W 25 18

WEST VIRGINIA (2-2)

Dec. 29, 1984 A W 59 58
 Nov. 22, 1985 HART L 58 75
 Dec. 3, 1985 H W 84 59
 Dec. 5, 2007 BHAM L 59 88

Key to Abbreviation: BHAM—Birmingham, Ala.
 HART—Hartford, Conn. (Preseason NIT)

WESTERN CAROLINA (4-0)

Dec. 4, 1973 H W 95 85
 Dec. 9, 1974 H W 85 77
 Dec. 3, 1975 A W 88 76
 Dec. 15, 1996 H W 80 55

WEST GEORGIA (1-0)

Jan. 5, 2010 H W 96 72

WESTERN KENTUCKY (1-3)

Dec. 16, 1972 LA L 72 87
 Dec. 7, 1985 A L 58 71
 Dec. 1, 2002 NASH L 70 89
 Nov. 21, 2003 H W 86 64

Key to Abbreviation: LA—Los Angeles, Calif.
 NASH—Nashville, Tenn.

WESTERN MICHIGAN (0-1)

Dec. 17, 2002 H L 54 72

WETUMPKA ATHLETIC CLUB (3-0)

1907-08 H W 47 11
 1909-10 H W 56 12
 Jan. 17, 1914 H W 82 17

WHITE'S BUSINESS COLLEGE (1-0)

1927-28 H W 92 13

WILLIAM & MARY (0-1)

Dec. 29, 1981 DUR L 48 58
Key to Abbreviation: DUR—Durham, N.C.

WINSTON-SALEM STATE (1-0)

Nov. 17, 2006 H W 95 62

WINTHROP (3-0)

WISCONSIN (0-1)

Nov. 25, 2006 SOPAD L 63 77

Key to Abbreviation:
 SOPAD—South Padre Island, Texas

WOFFORD (6-2)

1922-23 W 42 19
 1922-23 L 19 20
 Dec. 19, 1995 H W 73 56
 Nov. 25, 1997 H W 68 51

Dec. 15, 1998 H W 79 51
 Nov. 22, 2002 H W 81 63
 Dec. 5, 2004 H L 78 85
 Dec. 16, 2006 H W 86 76

WYOMING (1-0)

Dec. 19, 1958 BHAM W 70 47
Key to Abbreviation: BHAM—Birmingham, Ala.

XAVIER (3-4)

Dec. 28, 1962 NO W 64 57
 Dec. 28, 1968 MOB W 75 73
 Dec. 29, 1970 NOR W 86 73
 Dec. 18, 1971 BHAM L 60 71
 Dec. 19, 1972 A L 60 67
 Jan. 6, 2008 H L 57 80
 Dec. 3, 2008 A L 74 81

Key to Abbreviations:
 BHAM—Birmingham, Ala. MOB—Mobile, Ala.
 NO—New Orleans, La. NOR—Norfolk, Va.

YOUNGSTOWN STATE (1-0)

Dec. 8, 1983 MOB W 78 52

Key to Abbreviation: MOB—Mobile, Ala.

Record vs. Conferences

American East			
	AU:	Won	Lost
Albany (N.Y.)		0	0
Binghamton		0	0
Boston U.		0	0
Hartford		0	0
Maine		0	0
Maryland-Baltimore County		0	0
New Hampshire		0	0
Stony Brook		1	0
Vermont		0	0
TOTALS		1	0
	(1.000)		

Atlantic Coast			
	AU:	Won	Lost
Boston College		1	0
Clemson		14	11
Duke		0	3
Florida State		21	7
Georgia Tech		53	61
Maryland		0	0
Miami (Fla.)		1	1
North Carolina		0	4
North Carolina State		3	5
Virginia		4	3
Virginia Tech		6	2
Wake Forest		4	3
TOTALS		107	100
	(.517)		

Atlantic Sun			
	AU:	Won	Lost
Belmont		2	0
Campbell		0	0
East Tennessee State		1	0
Florida Atlantic		1	0
Gardner-Webb		1	0
Jacksonville		3	1
Kennesaw State		1	0
Lipscomb		1	0
Mercer		15	16
North Florida		0	0
Stetson		3	1
TOTALS		28	18
	(.609)		

Atlantic 10			
	AU:	Won	Lost
Charlotte		0	0
Dayton		0	3
Duquesne		2	0
Fordham		1	0
George Washington		2	1
La Salle		1	0
Massachusetts		0	0
Rhode Island		0	0
Richmond		2	1
St. Bonaventure		0	1
Saint Joseph's (Pa.)		2	0
St. Louis		1	0
Temple		12	2
Xavier (Ohio)		3	4
TOTALS		26	12
	(.684)		

Big East			
	AU:	Won	Lost
Cincinnati		0	0
Connecticut		0	1
DePaul		0	0
Georgetown		0	0
Louisville		1	1
Marquette		0	2
Notre Dame		0	0
Pittsburgh		0	2
Providence		1	0
Rutgers		4	1

St. John's		1	0
Seton Hall		0	0
South Florida		4	0
Syracuse		0	1
Villanova		2	2
West Virginia		2	2
TOTALS		15	12
	(.556)		

Big Sky			
	AU:	Won	Lost
Eastern Washington		0	0
Idaho State		0	0
Montana		1	0
Montana State		0	0
Northern Arizona		0	0
Northern Colorado		0	0
Portland State		0	0
Sacramento State		0	0
Weber State		1	0
TOTALS		2	0
	(1.000)		

Big South			
	AU:	Won	Lost
Charleston Southern		3	0
Coastal Carolina		1	0
High Point		2	0
Liberty		1	0
UNC-Asheville		2	0
Radford		1	0
Virginia Military Institute		0	2
Winthrop		3	0
TOTALS		13	2
	(.867)		

Big Ten			
	AU:	Won	Lost
Illinois		0	1
Indiana		0	1
Iowa		0	0
Michigan		0	1
Michigan State		0	1
Minnesota		0	0
Northwestern		0	0
Ohio State		0	1
Penn State		0	0
Purdue		1	1
Wisconsin		0	1
TOTALS		1	7
	(.125)		

Big 12			
	AU:	Won	Lost
Baylor		2	4
Colorado		0	1
Iowa State		1	1
Kansas		1	0
Kansas State		0	1
Missouri		0	0
Nebraska		0	0
Oklahoma		1	1
Oklahoma State		2	1
Texas		1	1
Texas A&M		2	3
Texas Tech		1	1
TOTALS		11	14
	(.440)		

Big West			
	AU:	Won	Lost
UC Davis		0	0
UC Irvine		0	0
UC Riverside		0	0
UC Santa Barbara		0	0
Cal Poly		0	0
Cal State-Fullerton		1	0
Cal State-Northridge		0	0
Long Beach State		1	0
Pacific		0	0

TOTALS		2	0
	(1.000)		

Colonial			
	AU:	Won	Lost
Delaware		2	0
Drexel		0	0
George Mason		0	0
Georgia State		5	1
Hofstra		0	0
James Madison		2	1
UNC Wilmington		1	1
Northeastern		0	0
Old Dominion		2	1
Towson		2	0
Virginia Commonwealth		4	1
William & Mary		0	1
TOTALS		18	6
	(.750)		

Conference USA			
	AU:	Won	Lost
UAB		7	10
Central Florida		4	1
East Carolina		0	0
Houston		1	6
Marshall		1	0
Memphis		1	0
Rice		3	1
Southern Methodist		0	4
Southern Mississippi		14	2
Tulane		33	25
Tulsa		2	0
UTEP		0	2
TOTALS		66	51
	(.564)		

Horizon			
	AU:	Won	Lost
Butler		2	0
Cleveland State		0	0
Detroit		1	0
Illinois-Chicago		0	0
Loyola (Ill.)		0	0
Valparaiso		0	0
Wisconsin-Green Bay		0	0
Wisconsin-Milwaukee		0	0
Wright State		0	0
Youngstown State		1	0
TOTALS		4	0
	(1.000)		

Ivy League			
	AU:	Won	Lost
Brown		0	0
Columbia		2	0
Cornell		0	0
Dartmouth		1	0
Harvard		0	0
Pennsylvania		1	0
Princeton		0	0
Yale		0	0
TOTALS		4	0
	(1.000)		

Metro Atlantic			
	AU:	Won	Lost
Canisius		0	0
Fairfield		0	0
Iona		1	1
Loyola (Md.)		0	0
Manhattan		0	0
Marist		0	0
Niagara		1	0
Rider		0	0
St. Peter's		0	0
Siena		0	0
TOTALS		2	1
	(.667)		

Mid-American			
	AU:	Won	Lost
Akron	0	0	0
Ball State	1	1	1
Bowling Green	0	0	0
Buffalo	1	0	0
Central Michigan	0	0	0
Eastern Michigan	0	0	0
Kent State	0	0	0
Miami (Ohio)	0	0	0
Northern Illinois	0	0	0
Ohio U.	1	0	0
Toledo	0	2	0
Western Michigan	0	1	4
TOTALS	3	4	

Mid-Eastern Athletic			
	AU:	Won	Lost
Bethune-Cookman	2	0	0
Coppin State	1	0	0
Delaware State	0	0	0
Florida A&M	6	0	0
Hampton	0	0	0
Howard	0	0	0
Maryland-Eastern Shore	1	0	0
Morgan State	0	0	0
Norfolk State	1	0	0
North Carolina A&T	0	0	0
South Carolina State	1	0	0
TOTALS	12	0	

Missouri Valley			
	AU:	Won	Lost
Bradley	2	0	0
Creighton	1	1	1
Drake	0	0	0
Evansville	0	0	0
Illinois State	0	0	0
Indiana State	0	0	0
Missouri State	1	1	1
Northern Iowa	0	1	0
Southern Illinois	1	0	0
Wichita State	0	0	3
TOTALS	5	3	

Mountain West			
	AU:	Won	Lost
Air Force	1	1	1
Brigham Young	1	0	0
Colorado State	2	2	2
UNLV	1	4	0
New Mexico	0	0	0
San Diego State	0	0	0
TCU	2	1	1
Utah	1	0	0
Wyoming	1	0	8
TOTALS	9	8	

Northeast			
	AU:	Won	Lost
Central Connecticut State	0	0	0
Fairleigh Dickinson	1	0	0
Long Island U.	0	0	0
Monmouth	0	0	0
Mount St. Mary's	1	0	0
Quinnipiac	0	0	0
Robert Morris	1	0	0
Sacred Heart	0	0	0
St. Francis (N.Y.)	0	0	0
St. Francis (Pa.)	0	0	0
Wagner	0	0	0
TOTALS	3	0	

Ohio Valley			
	AU:	Won	Lost
Austin Peay	4	0	0
Eastern Illinois	1	0	0
Eastern Kentucky	3	1	0
Jacksonville State	12	0	0
Morehead State	0	0	0
Murray State	2	0	0

Samford	22	1	0
Southeast Missouri State	0	0	0
Tennessee State	0	0	0
Tennessee Tech	3	1	0
UT-Martin	2	0	3
TOTALS	49	3	

Pacific-10			
	AU:	Won	Lost
Arizona	1	0	0
Arizona State	0	0	0
California	0	0	0
Oregon	1	0	0
Oregon State	0	0	0
Southern Cal	0	2	0
Stanford	0	1	0
UCLA	0	0	0
Washington	0	1	0
Washington State	0	0	0
TOTALS	2	4	

Patriot League			
	AU:	Won	Lost
American	0	0	0
Army	0	0	0
Bucknell	0	0	0
Colgate	0	0	0
Holy Cross	0	0	0
Lafayette	0	0	0
Lehigh	0	0	0
Navy	5	1	1
TOTALS	5	1	

Southeastern			
	AU:	Won	Lost
Eastern Division			
Florida	87	70	
Georgia	87	87	
Kentucky	17	84	
South Carolina	17	14	
Tennessee	37	69	
Vanderbilt	51	80	
TOTALS	296	404	
Western Division			
Alabama	56	85	
Arkansas	16	24	
LSU	61	80	
Mississippi State	70	63	
Ole Miss	71	49	
TOTALS	274	301	

Southern			
	AU:	Won	Lost
Appalachian State	1	0	0
The Citadel	1	1	1
Chattanooga	2	2	2
College of Charleston	2	0	0
Davidson	1	0	0
Elon	0	0	0
Furman	3	1	0
Georgia Southern	4	0	0
North Carolina-Greensboro	0	0	0
Western Carolina	4	0	0
Wofford	6	2	2
TOTALS	24	6	

Southland			
	AU:	Won	Lost
Lamar	1	0	0
McNeese State	2	0	0
Nicholls State	3	1	0
Northwestern (La.) State	0	0	0
Sam Houston State	0	1	0
Southeastern Louisiana	4	0	0
Stephen F. Austin	0	0	0
Texas A&M-Corpus Christi	1	0	0
Texas State	0	0	0
Texas-Arlington	0	0	0
Texas-San Antonio	0	0	0
TOTALS	11	2	

Southwestern Athletic			
	AU:	Won	Lost
Alabama A&M	3	0	0
Alabama State	5	0	0
Alcorn State	0	0	0
Arkansas-Pine Bluff	2	0	0
Grambling State	3	0	0
Jackson State	1	0	0
Mississippi Valley State	0	0	0
Prairie View A&M	0	0	0
Southern (Baton Rouge)	1	0	0
Texas Southern	2	0	0
TOTALS	17	0	

Summit League			
	AU:	Won	Lost
Centenary	1	0	0
IPFW	0	0	0
IUPUI	1	0	0
UMKC	0	0	0
Oakland (Mich.)	0	0	0
Oral Roberts	1	1	1
Southern Utah	0	0	0
Western Illinois	0	0	0
TOTALS	3	1	

Sun Belt			
	AU:	Won	Lost
Arkansas-Little Rock	1	0	0
Arkansas State	0	1	0
Denver	1	0	0
Florida Atlantic	0	0	0
Florida International	2	0	0
Louisiana-Lafayette	5	3	0
Louisiana-Monroe	3	0	0
Middle Tennessee State	1	0	0
New Orleans	1	0	0
North Texas	1	0	0
South Alabama	5	4	0
Troy	10	1	1
Western Kentucky	1	3	1
TOTALS	31	12	

West Coast			
	AU:	Won	Lost
Gonzaga	0	0	0
Loyola Marymount	0	0	0
Pepperdine	1	1	1
Portland	0	0	0
St. Mary's (Calif.)	0	0	0
San Diego	1	0	0
San Francisco	0	0	0
Santa Clara	0	0	0
TOTALS	2	1	

Western Athletic			
	AU:	Won	Lost
Boise State	0	0	0
Fresno State	0	0	0
Hawaii	1	0	0
Idaho	0	0	0
Louisiana Tech	5	2	0
Nevada	0	0	0
New Mexico State	0	0	0
San Jose State	1	0	0
Utah State	0	0	0
TOTALS	7	2	

Independents			
	AU:	Won	Lost
Chicago State	0	0	0
Longwood	0	0	0
Presbyterian	1	0	0
Savannah State	0	0	0
Texas-Pan American	1	0	0
Winston-Salem State	1	0	0
Utah Valley	0	0	0

Year-by-Year Record

Year	Coach	Overall				SEC			Finish
		Won	Lost	Tied	Pct.	Won	Lost	Pct.	
1905-06	Mike Donahue	5	1	1	.786				
1906-07	Mike Donahue	4	2		.667				
1907-08	Mike Donahue	6	5		.545				
1908-09	Mike Donahue	4	3		.571				
1909-10	Mike Donahue	11	6		.647				
1910-11	Mike Donahue	3	5		.375				
1911-12	Mike Donahue	2	6		.250				
1912-13	Mike Donahue	6	9		.400				
1913-14	Mike Donahue	3	10		.231				
1914-15	Mike Donahue	3	5		.375				
1915-16	Mike Donahue	3	5		.375				
1916-17	Mike Donahue	2	2		.500				
1917-18	Mike Donahue	2	3		.400				
1918-19	Mike Donahue	4	3		.571				
1919-20	Mike Donahue	11	7		.611				
1920-21	Mike Donahue	5	8		.385				
1921-22	Wilbur Hutsell	5	8		.385				
1922-23	Wilbur Hutsell	7	7		.500				
1923-24	Wilbur Hutsell	4	9		.308				
1924-25	Herb Bunker	3	11		.214				
1925-26	Mike Papke	5	10		.333				
1926-27	Mike Papke	13	6		.684				
1927-28	Mike Papke	20	2		.909				
1928-29	George Bohler	6	15		.286				
1929-30	Hal Lee	1	10		.091				
1930-31	Sam McAllister	9	6		.600				
1931-32	Sam McAllister	12	3		.800				
1932-33	Sam McAllister	4	9		.308	4	7	.364	9th
1933-34	Ralph Jordan	2	11		.154	2	9	.182	12th
1934-35	Ralph Jordan	4	13		.235	3	9	.250	11th
1935-36	Ralph Jordan	10	7		.588	7	4	.636	5th
1936-37	Ralph Jordan	11	4		.733	7	4	.636	4th
1937-38	Ralph Jordan	14	5		.737	6	3	.667	4th
1938-39	Ralph Jordan	16	6		.727	8	4	.667	5th
1939-40	Ralph Jordan	7	10		.412	6	7	.462	8th
1940-41	Ralph Jordan	13	6		.684	6	5	.545	7th
1941-42	Ralph Jordan	11	6		.647	9	5	.643	5th
1942-43	Bob Evans	1	14		.067	1	12	.083	11th
1943-44			No Team						
1944-45	Bob Evans	3	14		.176	2	6	.250	9th
1945-46	Ralph Jordan	7	9		.438	7	6	.538	5th
1946-47	V.J. Edney	3	18		.143	1	15	.063	12th
1947-48	Danny Doyle	12	10		.545	7	7	.500	4th
1948-49	Danny Doyle	9	15		.375	5	11	.313	10th
1949-50	Joel Eaves	17	7		.708	12	6	.667	3rd
1950-51	Joel Eaves	12	10		.545	6	8	.429	5th
1951-52	Joel Eaves	14	12		.538	6	8	.429	9th
1952-53	Joel Eaves	13	8		.619	6	7	.462	5th
1953-54	Joel Eaves	16	8		.667	8	6	.571	5th
1954-55	Joel Eaves	11	9		.550	6	8	.429	8th
1955-56	Joel Eaves	11	10		.523	8	6	.571	4th
1956-57	Joel Eaves	13	8		.619	8	6	.571	6th
1957-58	Joel Eaves	16	6		.727	11	3	.786	2nd
1958-59	Joel Eaves	20	2		.909	12	2	.857	2nd
1959-60	Joel Eaves	19	3		.864	12	2	.857	SEC Champs
1960-61	Joel Eaves	15	7		.682	8	6	.571	5th
1961-62	Joel Eaves	18	6		.750	11	3	.786	3rd
1962-63	Joel Eaves	18	4		.818	10	4	.714	2nd
1963-64	Bill Lynn	11	12		.478	6	8	.429	10th
1964-65	Bill Lynn	16	9		.640	11	5	.688	3rd
1965-66	Bill Lynn	16	10		.615	8	8	.500	7th
1966-67	Bill Lynn	17	8		.680	12	6	.667	4th
1967-68	Bill Lynn	13	13		.500	8	10	.444	6th

Year	Coach	Overall			SEC			Finish
		Won	Lost	Pct.	Won	Lost	Pct.	
1968-69	Bill Lynn	15	10	.600	10	8	.556	4th
1969-70	Bill Lynn	15	11	.577	11	7	.611	3rd
1970-71	Bill Lynn	11	15	.423	8	10	.445	6th
1971-72	Bill Lynn	10	16	.385	6	12	.333	7th
1972-73	Bill Lynn	6	20	.222	4	14	.222	9th
1973-74	Bob Davis	10	16	.385	5	13	.278	9th
1974-75	Bob Davis	18	8	.692	12	6	.667	3rd
1975-76	Bob Davis	16	10	.615	11	7	.611	4th
1976-77	Bob Davis	13	13	.500	6	12	.333	7th
1977-78	Bob Davis	13	14	.481	8	10	.444	5th
1978-79	Sonny Smith	13	16	.448	5	13	.278	9th
1979-80	Sonny Smith	10	18	.357	5	13	.278	9th
1980-81	Sonny Smith	11	16	.407	4	14	.222	9th
1981-82	Sonny Smith	14	14	.500	7	11	.389	7th
1982-83	Sonny Smith	15	13	.536	8	10	.444	8th
1983-84	Sonny Smith	20	11	.645	12	6	.667	2nd
1984-85	Sonny Smith	22	12	.647	8	10	.444	7th
1985-86	Sonny Smith	22	11	.667	13	5	.722	2nd
1986-87	Sonny Smith	18	13	.581	9	9	.500	5th
1987-88	Sonny Smith	19	11	.633	11	7	.611	2nd
1988-89	Sonny Smith	9	19	.321	2	16	.111	10th
1989-90	Tommy Joe Eagles	13	18	.419	8	10	.444	6th
1990-91	Tommy Joe Eagles	13	16	.448	5	13	.278	7th
1991-92	Tommy Joe Eagles	12	15	.444	5	11	.313	5th-Western
1992-93	Tommy Joe Eagles	15	12	.556	8	8	.500	3rd-Western
1993-94	Tommy Joe Eagles	11	17	.393	3	13	.188	6th-Western
1994-95	Cliff Ellis	16	13	.552	7	9	.438	4th-Western
1995-96	Cliff Ellis	19	13	.594	6	10	.375	t-4th-Western
1996-97	Cliff Ellis	16	15	.516	6	10	.375	t-3rd-Western
1997-98	Cliff Ellis	16	14	.533	7	9	.438	3rd-Western
1998-99	Cliff Ellis	29	4	.879	14	2	.875	SEC Champs
1999-2000	Cliff Ellis	24	10	.706	9	7	.563	2nd-Western
2000-01	Cliff Ellis	18	14	.563	7	9	.438	t-4th-Western
2001-02	Cliff Ellis	12	16	.429	4	12	.250	6th-Western
2002-03	Cliff Ellis	22	12	.647	8	8	.500	t-2nd-Western
2003-04	Cliff Ellis	14	14	.500	5	11	.313	t-4th-Western
2004-05	Jeff Lebo	14	17	.452	4	12	.250	t-5th-Western
2005-06	Jeff Lebo	12	16	.429	4	12	.250	t-5th-Western
2006-07	Jeff Lebo	17	15	.531	7	9	.438	t-3rd-Western
2007-08	Jeff Lebo	14	16	.467	4	12	.250	6th-Western
2008-09	Jeff Lebo	24	12	.667	10	6	.625	2nd-Western
2009-10	Jeff Lebo	15	17	.469	6	10	.375	t-4th-Western

Coaching Records

Years	Coach	Seasons	Overall			SEC			
			Won	Lost	Tied	Pct.	Won	Lost	Pct.
1905-06 to 1920-21	Mike Donahue	16	74	80	1	.481			
1921-22 to 1923-24	Wilbur Hutsell	3	16	24		.421			
1924-25	Herb Bunker	1	3	11		.214			
1925-26 to 1927-28	Mike Papke	3	38	18		.679			
1928-29	George Bohler	1	6	15		.286			
1929-30	Hal Lee	1	1	10		.091			
1930-31 to 1932-33	Sam McAllister	3	25	18		.581	4	7	.364
1933-34 to 1941-42, 1945-46	Ralph Jordan	10	95	77		.552	61	56	.521
1942-43, 1944-45	Bob Evans	2	4	28		.125	3	18	.143
1946-47	V.J. Edney	1	3	18		.143	1	15	.063
1947-48 to 1948-49	Danny Doyle	2	21	25		.457	12	18	.400
1949-50 to 1962-63	Joel Eaves	14	213	100		.681	124	75	.623
1963-64 to 1972-73	Bill Lynn	10	130	124		.512	84	88	.488
1973-74 to 1977-78	Bob Davis	5	70	61		.534	42	48	.467
1978	Paul Lambert	2 months							
1978-79 to 1988-89	Sonny Smith	11	173	154		.529	84	114	.424
1989-90 to 1993-94	Tommy Joe Eagles	5	64	78		.451	29	55	.345
1994-95 to 2003-04	Cliff Ellis	10	186	125		.598	73	87	.456
2004-05 to 2009-10	Jeff Lebo	6	96	93		.508	35	61	.365
Totals		104 (77 SEC)	1218	1059	1	.535	552	642	.462

Tournament Participation

ALL COLLEGE CLASSIC (2-4)
1967— Auburn 65, Arkansas 58 Oklahoma City 78, Auburn 68 Auburn 76, Virginia Tech 61
1948— Baylor 59, Auburn 44 Colorado A&M 46, Auburn 41 SMU 59, Auburn 41
BANK ONE FIESTA BOWL BASKETBALL CLASSIC (1-1)
1993— Michigan 101, Auburn 81 Auburn 102, Fordham 60
BAYOU CLASSIC (1-1)
1979— Auburn 74, Cal. St.-Long Beach 69 SW Louisiana 92, Auburn 75
BIG APPLE NIT (0-1)
1985— West Virginia 75, Auburn 58
BIG ISLAND INVITATIONAL (1-2)
1996— Colorado 78, Auburn 72 (ot) Auburn 98, Hawaii-Hilo 92 (ot) Texas Christian 86, Auburn 66
BIG SUN TOURNAMENT (2-0)
1978— Auburn 78, Oklahoma 70 Auburn 63, Navy 57
BIRMINGHAM CLASSIC (8-2)
1961— Auburn 67, LSU 50 Auburn 77, VPI 63
1960— Auburn 76, VPI 73 Auburn 74, Alabama 62
1959— Navy 68, Auburn 61 Auburn 59, Alabama 52
1958— Auburn 70, Wyoming 47 Auburn 79, Alabama 60
1957— Auburn 75, TCU 63 Miss. State 52, Auburn 37
BLADE GLASS CLASSIC (1-1)
1980— Air Force 48, Auburn 46 (ot) Auburn 63, Columbia 55
BLUE ANGELS CLASSIC (2-2)
1991— Auburn 93, Slippery Rock 66 South Alabama 107, Auburn 87
1989— Auburn 75, Navy 61 Southern Miss 84, Auburn 73
BLUEBONNET BOWL TOURNAMENT (1-1)
1964— Houston 50, Auburn 48 Auburn 94, Rice 71
BLUE GRAY TOURNAMENT (2-2)
1955— Texas 83, Auburn 76 Eastern Kentucky 93, Auburn 71
1954— Auburn 91, Washington & Lee 81 Auburn 73, Tennessee 64
CAPITAL CITY CLASSIC (3-1)
1995— Auburn 92, Norfolk State 56 Auburn 84, Florida A&M 54
1994— Auburn 83, Florida A&M 70 Kansas State 78, Auburn 75


CARDINAL VARSITY CLUB CLASSIC (1-1)
1994— Auburn 77, Georgia Southern 45 Ball State 82, Auburn 74
CAROLINA INVITATIONAL (1-2)
1951— Auburn 66, Davidson 59 Georgia Tech 79, Auburn 62 South Carolina 70, Auburn 67
CAROUSEL TOURNAMENT (2-1)
1956— Auburn 89, Clemson 64 Auburn 66, St. Joseph's 64 Wake Forest 58, Auburn 48
COLONIAL CLASSIC (1-1)
1983— Auburn 78, Youngstown State 52 South Alabama 95, Auburn 73
COTTON STATES CLASSIC (1-1)
1987— Auburn 65, Villanova 64 Georgia Tech 83, Auburn 72
COUGAR CLASSIC (1-1)
1997— Pepperdine 62, Auburn 55 Auburn 63, Weber State 58
DR. PEPPER CLASSIC (1-1)
1991— Auburn 104, Eastern Kentucky 92 Tenn.-Chattanooga 87, Auburn 75
DR. PEPPER INVITATIONAL (2-0)
1995— Auburn 63, Liberty 58 Auburn 83, Baylor 64
ENERGIA SYSTEMS THANKGIVING TOURNAMENT (2-1)
2000— Auburn 89, Robert Morris 71 Toledo 95, Auburn 90 (2ot) Auburn 80, Providence 69
GATOR BOWL TOURNAMENT (1-1)
1983— Wake Forest 76, Auburn 67 Auburn 95, Villanova 83
Glenn Wilkes Classic (2-2)
2009— Auburn 69, Niagara 65 Central Florida 84, Auburn 74 Auburn 80, IUPUI 65 N.C. State 60, Auburn 58
GREAT ALASKA SHOOTOUT (0-3)
1989— Michigan State 92, Auburn 79 Connecticut 95, Auburn 81 Alaska-Anchorage 109, Auburn 94
HOUSTON CLASSIC (0-2)
1961— Texas A&M 62, Auburn 50 Houston 54, Auburn 49
ILLINI CLASSIC (1-1)
1987— Auburn 70, San Jose State 65 Illinois 107, Auburn 103 (ot)
IPTAY TOURNAMENT (0-2)
1973— Clemson 87, Auburn 72

Jacksonville 90, Auburn 78
IRON DUKE CLASSIC (0-2)
1981— William & Mary 58, Auburn 48 Duke 72, Auburn 71
KRYSTAL CLASSIC (1-1)
1984— VCU 78, Auburn 59 Auburn 95, Delaware 63
LOUISVILLE CLASSIC (1-1)
1976— Creighton 81, Auburn 76 Auburn 78, Rutgers 75
MARSHALL MEMORIAL INV. (2-0)
1977— Auburn 66, Southern Illinois 65 Auburn 112, Oklahoma State 94
MEMPHIS INVITATIONAL (1-1)
1953— Auburn 78, Memphis State 64 Ole Miss 65, Auburn 55
MOBILE CLASSIC (4-0)
1968— Auburn 73, Southern Miss 70 Auburn 75, Xavier 73
1966— Auburn 67, Florida State 59 Auburn 80, TCU 79
OLD DOMINION TOURNAMENT (1-1)
1970— Auburn 86, Xavier 73 Old Dominion 89, Auburn 76
PILLSBURY CLASSIC (1-1)
1974— Clemson 63, Auburn 59 Auburn 73, Navy 69
POINSETTIA TOURNAMENT (2-2)
1971— Auburn 103, Furman 78 Clemson 77, Auburn 67
1964— Clemson 77, Auburn 65 Auburn 107, Furman 86
PUERTO RICO SHOOTOUT (3-0)
1995— Auburn 70, La Salle 60 Auburn 82, James Madison 71 Auburn 82, #13 Louisville 78
RED LOBSTER CLASSIC (3-1)
1988— Villanova 84, Auburn 83 Auburn 95, Central Florida 68
1985— Auburn 78, Central Florida 49 Auburn 89, Boston College 85
SAN JUAN SHOOTOUT (8-1)
2004— Auburn 74, Delaware 46 Auburn 79, Middle Tenn. State 74 Toledo 68, Auburn 65
2002— AU 94, Puerto Rico-Mayaguez 64 Auburn 63, Denver 58 Auburn 94, Troy State 66
1999— #6 AU 109, P.R.-Mayaguez 52 #6 Auburn 73, Virginia Tech 63 #6 Auburn 87, Pepperdine 76
SHOW ME CLASSIC (0-2)
1979— Arkansas State 69, Auburn 62

George Washington 71, Auburn 60
SOUTH PADRE ISLAND INVITATIONAL (2-2)
2006— Auburn 95, Winston-Salem St. 62 Auburn 64, East Tenn. State 58 Oklahoma State 66, Auburn 65 #7 Wisconsin 77, Auburn 63
SUGAR BOWL TOURNAMENT (4-6)
1990— Villanova 88, Auburn 71 Auburn 84, Tulane 71
1977— Southern Cal 85, Auburn 74 Temple 74, Auburn 73
1965— Dayton 85, Auburn 71 Houston 89, Auburn 76
1963— Duke 84, Auburn 67 Auburn 62, Loyola (N.O.) 52
1962— Auburn 64, Xavier 57 Auburn 71, Houston 69
SUN BOWL CLASSIC (3-3)
1986— Auburn 89, Iowa State 87 UTEP 87, Auburn 82
1975— SMU 87, Auburn 85 (ot) Auburn 92, Tulsa 74
1973— UTEP 68, Auburn 56 Auburn 88, Lamar 78
TAMPA INVITATIONAL (3-1)
1967— St. Bonaventure 77, Auburn 73 Auburn 70, Rutgers 62
1965— Auburn 76, Columbia 75 (ot) Auburn 59, Florida State 58
TROJAN CLASSIC (0-2)
1972— Southern Cal 73, Auburn 66 Western Kentucky 87, Auburn 72
UNITED AIRLINES TIP-OFF CLASSIC (2-0)
1998— Auburn 70, Rutgers 55 Auburn 84, Hawaii 57
USAIR EAST COAST CLASSIC (1-1)
1992— Auburn 65, Louisiana Tech 45 UNC-Wilmington 91, Auburn 80
UTAH HILTON CLASSIC (2-0)
1982— Auburn 69, Cal State-Fullerton 60 Auburn 71, Utah 62
VANDERBILT CLASSIC (2-0)
1969— Auburn 70, St. Louis 66 Auburn 85, Dartmouth 76
VOLUNTEER INVITATIONAL (0-2)
1966— Tennessee 73, Auburn 49 Miami (Fla.) 87, Auburn 73
WENDY'S CLASSIC (1-1)
1985— Auburn 80, Kentucky Wesleyan 71 Western Kentucky 71, Auburn 58



Auburn celebrates winning the 1995 Dr. Pepper Inv. in Waco, Texas.



Auburn won the 1995 Puerto Rico Shootout after trailing by 22 points to Louisville.

Year-by-Year Tournament Results

2009

Glenn Wilkes Classic in Daytona Beach, Fla. and Auburn, Ala.
Nov. 13--Auburn 69, Niagara 65
Nov. 20--Central Florida 84, Auburn 74
Nov. 21--Auburn 80, IUPUI 65
Nov. 22--North Carolina State 60, Auburn 58

2006

South Padre Island Invitational in South Padre Island, Texas and Auburn, Ala.
Nov. 17--Auburn 95, Winston-Salem 62
Nov. 19--Auburn 64, East Tenn. State 58
Nov. 24--Oklahoma State 66, Auburn 65
Nov. 25--Wisconsin 77, Auburn 63

2004

San Juan Shootout in Carolina, P.R.
Dec. 20--Auburn 74, Delaware 46
Dec. 21--Auburn 79, Middle Tenn. State 74
Dec. 22--Toledo 68, Auburn 65
(Auburn crowned as Champions via tiebreaker)

2002

San Juan Shootout in Caguas, P.R.
Dec. 20--Auburn 94, Puerto Rico-Mayaguez 64
Dec. 21--Auburn 63, Denver 58
Dec. 22--Auburn 94, Troy State 66 (Champs)

2000

Energia Systems Thanksgiving Tour, in Kansas City, Mo.
Nov. 24--Auburn 89, Robert Morris 71
Nov. 25--Toledo 95, Auburn 90 (2OT)
Nov. 26--Auburn 80, Providence 69

1999

San Juan Shootout in San Juan, P.R.
Dec. 20--#6 Auburn 109, P.R.-Mayaguez 52
Dec. 21--#6 Auburn 73, Virginia Tech 63
Dec. 22--#6 Auburn 87, Pepperdine 76 (Champs)

1998

United Airlines Tip-Off Classic in Honolulu, HI
Nov. 27--Auburn 70, Rutgers 55
Nov. 28--Auburn 84, Hawaii 57 (Champions)

1997

Cougar Classic in Provo, Utah
December 12--Pepperdine 62, Auburn 55
December 13--Auburn 63, Weber State 58

1996

Big Island Invitational in Hilo, Hawaii
November 29--Colorado 78, Auburn 72 (OT)
November 30--Auburn 98, Hawaii-Hilo 92 (OT)
December 1--Texas Christian 86, Auburn 66

1995

Puerto Rico Shootout in Bayamon, P.R.
November 24--Auburn 70, La Salle 60
November 25--Auburn 82, James Madison 71
November 26--Auburn 82, #13 Louisville 78
(Champions)

Dr. Pepper Invitational in Waco, Texas
December 8--Auburn 63, Liberty 58
Dec. 9--Auburn 83, Baylor 64 (Champions)

Capital City Classic in Tallahassee, Fla.
December 29--Auburn 92, Norfolk State 56
Dec. 30--Auburn 84, Florida A&M 54 (Champs)

1994

Cardinal Varsity Club Classic in Muncie, Ind.
December 2--Auburn 77, Georgia Southern 45
December 3--Ball State 82, Auburn 74

Capital City Classic in Tallahassee, Fla.
December 29--Auburn 83, Florida A&M 70
December 30--Kansas State 78, Auburn 75

1993

Bank One Fiesta Bowl Basketball Classic in Tucson, Ariz.
December 28--#7 Michigan 102, Auburn 81
December 30--Auburn 81, Fordham 60

1992

USAir East Coast Classic in Wilmington, N.C.
December 18--Auburn 65, Louisiana Tech 45
Dec. 19--UNC-Wilmington 91, Auburn 80

1991

Blue Angels Classic in Pensacola, Fla.
December 20--Auburn 93, Slippery Rock 66
Dec. 21--South Alabama 107, Auburn 87

Dr. Pepper Classic in Chattanooga, Tenn.
December 28--Auburn 104, Eastern Kentucky 92
December 29--Tenn.-Chattanooga 87, Auburn 75

1990

USF&G Sugar Bowl Tourney in New Orleans, La.
December 27--Villanova 88, Auburn 71
December 28--Auburn 84, Tulane 71

1989

Great Alaska Shootout in Anchorage, Alaska
November 24--Michigan State 92, Auburn 79
November 25--Connecticut 95, Auburn 81
Nov. 26--Alaska-Anchorage 109, Auburn 94

Blue Angels Classic in Pensacola, Fla.
December 28--Auburn 75, Navy 61
December 29--Southern Miss 84, Auburn 73

1988

Red Lobster Classic in Orlando, Fla.
December 28--Villanova 84, Auburn 83
December 29--Auburn 95, Central Florida 68

1987

Illini Classic in Champaign, Ill.
December 11--Auburn 70, San Jose State 65
Dec. 12--Illinois 107, Auburn 103 (OT)

Cotton States Classic in Atlanta, Ga.
December 29--Auburn 65, Villanova 64
December 30--Georgia Tech 83, Auburn 72

1986

Sun Bowl Classic in El Paso, Texas
December 28--#5 Auburn 89, Iowa State 87
December 29--UTEP 87, Auburn 82

1985

Big Apple NIT in Hartford, Conn.
Nov. 22--West Virginia 75, #10 Auburn 58

Wendy's Classic in Bowling Green, Ky.
December 6--Auburn 80, Kentucky Wesleyan 71
Dec. 7--Western Kentucky 71, Auburn 58

Red Lobster Classic in Orlando, Fla.
December 22--Auburn 78, Central Florida 49
December 23--Auburn 89, Boston College 85
(Champions)

1984

Krystal Classic in Chattanooga, Tenn.
December 21--VCU 78, Auburn 59
December 22--Auburn 95, Delaware 63

1983

Colonial Classic in Mobile, Ala.
Dec. 8--Auburn 78, Youngstown State 52
Dec. 9--South Alabama 95, Auburn 73

Gator Bowl Tournament in Jacksonville, Fla.
Dec. 27--#10 Wake Forest 76, Auburn 67
December 28--Auburn 95, Villanova 83

1982

Utah-Hilton Classic in Salt Lake City, Utah
Dec. 28--Auburn 69, Cal State-Fullerton 60
December 29--Auburn 71, Utah 62 (Champs)

1981

Iron Duke Classic in Durham, N.C.
Dec. 29--William & Mary 58, Auburn 48
December 30--Duke 72, Auburn 71

1980

Blade-Glass Classic in Toledo, Ohio
Dec. 29--Air Force 48, Auburn 46 (OT)
December 30--Auburn 63, Columbia 55

1979

Show Me Classic in Columbia, Mo.
December 7--Arkansas State 69, Auburn 62
December 8--George Washington 71, Auburn 60

Bayou Classic in Lafayette, La.
Dec. 21--Auburn 74, Cal St.-Long Beach 69
Dec. 22--Southwestern La. 92, Auburn 75

1978

Big Sun Tournament in St. Petersburg, Fla.
December 15--Auburn 78, Oklahoma 70
December 16--Auburn 63, Navy 57 (Champions)

1977

Marshall Memorial Inv. in Huntington, W. Va.
December 10--Auburn 66, Southern Illinois 65
December 11--Auburn 112, Oklahoma St. 94
(Champions)

Sugar Bowl Tournament in New Orleans, La.
December 29--Southern Cal 85, Auburn 74
December 30--Temple 74, Auburn 73

1976

Louisville Classic in Louisville, Ky.
December 28--Creighton 81, #20 Auburn 76
December 29--#20 Auburn 78, Rutgers 75

1975

Sun Carnival in El Paso, Texas
Dec. 19--SMU 87, #17 Auburn 85 (OT)
December 20--#17 Auburn 92, Tulsa 74

1974

Pillsbury Classic in Minneapolis, Minn.
December 27--Clemson 63, Auburn 59
December 28--Auburn 73, Navy 69

1973

IPTAY Tournament in Clemson, S.C.
November 30--Clemson 87, Auburn 72
Dec. 1--#17 Jacksonville 90, Auburn 78

Sun Carnival in El Paso, Texas
December 21--Texas-El Paso 68, Auburn 56
December 22--Auburn 88, Lamar 78

1972

Trojan Classic in Los Angeles, Calif.
December 15--Southern Cal 73, Auburn 66
December 16--Western Kentucky 87, Auburn 72

1971

Poinsettia Tournament in Greenville, S.C.
December 29--Auburn 103, Furman 78
December 30--Clemson 77, Auburn 67

1970

Old Dominion Tournament in Norfolk, Va.
December 29--Auburn 86, Xavier 73
December 30--Old Dominion 89, Auburn 76

1969

Vanderbilt Classic in Nashville, Tenn.
December 19--Auburn 70, St. Louis 66
Dec. 20--Auburn 85, Dartmouth 76 (Champs)

1968

Mobile Classic in Mobile, Ala.
December 27--Auburn 73, Southern Miss 70
Dec. 28--Auburn 75, Xavier 73 (Champions)

1967

Tampa Invitational in Tampa, Fla.
December 18--St. Bonaventure 77, Auburn 73

December 19—Auburn 70, Rutgers 62

All-College Classic in Oklahoma City, Okla.

December 27—Auburn 65, Arkansas 58
Dec. 28—Oklahoma City 78, Auburn 68
December 29—Auburn 76, Virginia Tech 61

1966

Volunteer Invitational in Knoxville, Tenn.

December 16—Tennessee 73, Auburn 49
December 17—Miami (Fla.) 87, Auburn 73

Mobile Classic in Mobile, Ala.

December 27—Auburn 67, Florida State 59
December 28—Auburn 80, TCU 79 (Champs)

1965

Tampa Invitational in Tampa, Fla.

December 20—Auburn 76, Columbia 75 (OT)
Dec. 21—Auburn 59, Florida State 58 (Champs)

Sugar Bowl Tournament in New Orleans, La.

December 29—Dayton 85, Auburn 71
December 30—Houston 89, Auburn 76

1964

Bluebonnet Bowl Tournament in Houston, Texas

December 15—Houston 50, Auburn 48
December 17—Auburn 94, Rice 71

Poinsettia Classic in Greenville, S.C.

December 27—Clemson 77, Auburn 65
December 29—Auburn 107, Furman 86

1963

Sugar Bowl Tournament in New Orleans, La.

December 30—Duke 84, Auburn 67
December 31—Auburn 62, Loyola (N.O.) 52

1962

December 28—Auburn 64, Xavier 57
December 29—Auburn 71, Houston 69 (OT)
(Champions)

1961

December 15—Auburn 67, LSU 50
December 16—Auburn 77, VPI 63 (Champions)

Houston Classic in Houston, Texas

December 22—Texas A&M 62, Auburn 50
December 23—Houston 54, Auburn 49

1960

December 16—#11 Auburn 76, VPI 73
Dec. 17—#11 Auburn 74, Alabama 62 (Champs)

1959

December 18—Navy 68, Auburn 61
December 19—Auburn 59, Alabama 52

1958

Birmingham Classic in Birmingham, Ala.

December 19—#13 Auburn 70, Wyoming 47
Dec. 20—#13 Auburn 79, Alabama 60 (Champs)

1957

December 13—Auburn 75, TCU 63
December 14—Mississippi State 52, Auburn 37

1956

December 17—Auburn 89, Clemson 64
December 18—Auburn 66, St. Joseph's 64
December 19—Wake Forest 58, Auburn 48

1955

December 16—Texas 83, Auburn 76
December 17—Eastern Ky. 93, Auburn 71

1954

Blue City Tournament in Montgomery, Ala.

Dec. 17—Auburn 91, Washington & Lee 81
Dec. 18—Auburn 73, Tennessee 64 (Champs)

1953

Memphis Invitational in Memphis, Tenn.

January 2—Auburn 78, Memphis State 64
January 3—Ole Miss 65, Auburn 55

1951

Carolina Invitational in Charlotte, N.C.

December 28—Auburn 66, Davidson 59
December 29—Georgia Tech 79, Auburn 62
December 29—South Carolina 70, Auburn 67

1948

All-College Classic in Oklahoma City, Okla.

Dec. 27—Baylor 59, Auburn 44
Dec. 28—Colorado A&M 46, Auburn 41
Dec. 29—SMU 59, Auburn 41

SEC Tournament

(1933-52, 1979-2010)

2010
Sommet Center in Nashville, Tenn. March 11—Florida 78, Auburn 69
2009
St. Pete Times Forum in Tampa, Fla. March 13—Auburn 61, Florida 58 March 14—Tennessee 94, Auburn 85
2008
The Georgia Dome in Atlanta, Ga. March 13—#17 Vanderbilt 93, Auburn 82
2007
The Georgia Dome in Atlanta, Ga. March 8—Georgia 80, Auburn 65
2006
Gaylord Entertainment Center in Nashville, Tenn. March 9—Vanderbilt 76, Auburn 71
2005
The Georgia Dome in Atlanta, Ga. March 10—Auburn 77, Vanderbilt 73 March 11—LSU 89, Auburn 58
2004
The Georgia Dome in Atlanta, Ga. March 11—Georgia 73, Auburn 59
2003
The Louisiana Superdome in New Orleans, La. March 13—Auburn 66, Tennessee 53 March 14—#2 Kentucky 78, Auburn 58
2002
The Georgia Dome in Atlanta, Ga. March 7—#11 Florida 81, Auburn 63
2001
Gaylord Entertainment Center in Nashville, Tenn. March 8—#24 Tennessee 73, Auburn 66
2000
The Georgia Dome in Atlanta, Ga. March 10—#23 Auburn 78, #10 Florida 70 March 11—#23 Auburn 77, So. Carolina 72 (ot) March 12—Arkansas 75, #23 Auburn 67 (runner-up)
1999
The Georgia Dome in Atlanta, Ga. March 5—#4 Auburn 93, Alabama 61 March 6—#14 Kentucky 69, #4 Auburn 57
1998
The Georgia Dome in Atlanta, Ga. March 5—Florida 68, Auburn 64
1997
The Pyramid in Memphis, Tenn. March 6—Auburn 67, Tennessee 54 March 7—#6 Kentucky 92, Auburn 50
1996
The Louisiana Superdome in New Orleans, La. March 7—Auburn 68, Vanderbilt 65 March 8—#25 Miss. State 69, Auburn 58
1995
The Georgia Dome in Atlanta, Ga. March 9—Auburn 81, South Carolina 66

March 10—#3 Kentucky 93, Auburn 81
1994
The Pyramid in Memphis, Tenn. March 10—Auburn 81, Vanderbilt 56 March 11—Alabama 83, Auburn 55
1993
Rupp Arena in Lexington, Ky. March 11—Tennessee 78, Auburn 76
1992
Birmingham-Jefferson Civic Center in B'ham, Ala. Ineligible to compete
1991
Memorial Gymnasium in Nashville, Tenn. March 8—Auburn 92, #16 LSU 77 March 9—#24 Alabama 77, Auburn 59
1990
Orlando Arena in Orlando, Fla. March 9—Auburn 78, #11 LSU 76 March 10—Alabama 87, Auburn 71
1989
Thompson-Boling Arena in Knoxville, Tenn. March 9—Ole Miss 80, Auburn 68
1988
Assembly Center in Baton Rouge, La. March 11—Georgia 65, Auburn 60
1987
The Omni in Atlanta, Ga. March 6—Auburn 79, Kentucky 72 March 7—#9 Alabama 87, Auburn 68
1986
Rupp Arena in Lexington, Ky. March 6—Mississippi State 65, Auburn 63
1985
Birmingham-Jefferson Civic Center in B'ham, Ala. March 6—Auburn 68, Ole Miss 60 March 7—Auburn 58, LSU 55 March 8—Auburn 43, Florida 42 March 9—Auburn 53, Alabama 49 (ot) (Champions)
1984
Memorial Gymnasium in Nashville, Tenn. March 8—Auburn 59, Vanderbilt 58 March 9—Auburn 60, Tennessee 58 March 10—#3 Kentucky 51, Auburn 49 (runner-up)
1983
Birmingham-Jefferson Civic Center in B'ham, Ala. March 10—Alabama 62, Auburn 61
1982
Rupp Arena in Lexington, Ky. March 3—Auburn 38, Miss. State 36 (ot) March 4—#15 Kentucky 89, Auburn 66
1981
Birmingham-Jefferson Civic Center in B'ham, Ala. March 4—Florida 50, Auburn 48 (ot)
1980
Birmingham-Jefferson Civic Center in B'ham, Ala. February 27—Auburn 79, Georgia 71 February 28—#2 Kentucky 69, Auburn 61

1979
Birmingham-Jefferson Civic Center in B'ham, Ala. February 28—Auburn 59, Vanderbilt 53 March 1—Auburn 95, Georgia 91 (4OT) March 2—#20 Tennessee 74, Auburn 65
1952
Jefferson County Armory in Louisville, Ky. February 28—Alabama 63, Auburn 49
1951
Jefferson County Armory in Louisville, Ky. March 2—Kentucky 84, Auburn 54
1950
Jefferson County Armory in Louisville, Ky. March 3—LSU 73, Auburn 45
1949
Jefferson County Armory in Louisville, Ky. March 4—Kentucky 70, Auburn 39
1948
Jefferson County Armory in Louisville, Ky. March 4—Tulane 47, Auburn 40
1947
Jefferson County Armory in Louisville, Ky. February 28—Kentucky 84, Auburn 18
1946
Jefferson County Armory in Louisville, Ky. February 28—Kentucky 69, Auburn 24
1945
Jefferson County Armory in Louisville, Ky. February 29—Tennessee 56, Auburn 24
1944
Jefferson County Armory in Louisville, Ky. February 24-25—Auburn did not participate due to World War II.
1943
Jefferson County Armory in Louisville, Ky. February 25—LSU 67, Auburn 38
1942
Jefferson County Armory in Louisville, Ky. February 26—Auburn 36, Vanderbilt 34 February 27—Auburn 45, Tulane 36 February 28—Kentucky 40, Auburn 31
1941
Jefferson County Armory in Louisville, Ky. February 28—Alabama 38, Auburn 16
1940
Alumni Memorial Gymnasium in Knoxville, Tenn. February 28—Georgia 48, Auburn 41
1939
Alumni Memorial Gymnasium in Knoxville, Tenn. March 1—Auburn 43, Tulane 30 March 2—Tennessee 49, Auburn 35
1938
John Parker Agricultural Ctr. in Baton Rouge, La. March 3—LSU 60, Auburn 34
1937
Alumni Memorial Gymnasium in Knoxville, Tenn. Feb. 26-March 1: Auburn did not participate.
1936
Alumni Memorial Gymnasium in Knoxville, Tenn.

February 28—Auburn 43, Georgia 26
 February 29—Tennessee 43, Auburn 25

1935

No SEC Tournament held.

1934


Atlanta Athletic Club in Atlanta, Ga.

February 23—Tennessee 43, Auburn 26

1933

Atlanta Athletic Club in Atlanta, Ga.

February 24—LSU 57, Auburn 33



Frank Ford slams home Auburn's 1985 SEC Tournament Championship with a 53-49 overtime victory over Alabama in Birmingham, Ala. The Tigers, an eighth seed, became the first team in SEC history to win four games in four days to claim the SEC Tournament title.

Southern Conference Results (1921-32)

1932

Southern Conference Tournament in Atlanta, Ga.

February 26-29: Auburn 34, N.C. State 33; Auburn 30, LSU 22; North Carolina 52, Auburn 31

1931

Southern Conference Tournament in Atlanta, Ga.

February 27-March 3: Auburn 33, Virginia 26; Georgia 31, Auburn 27

1930

Auburn did not participate.

1929

Southern Conference Tournament in Atlanta, Ga.

March 1-5: Georgia 42, Auburn 24

1928

Southern Conference Tournament in Atlanta, Ga.

February 24-28: Auburn 27, Clemson 26; Auburn 30, Georgia Tech 29; Auburn 42, Miss. State 34; Ole Miss 32, Auburn 31

1927

Southern Conference Tournament in Atlanta, Ga.

February 25-March 5: Auburn 38, VPI 33; North Carolina 28, Auburn 15

1926

Southern Conference Tournament in Atlanta, Ga.

February 26-March 2: N.C. State 32, Auburn 26

1925

Southern Conference Tournament in Atlanta, Ga.

February 29-March 5: Virginia 29, Auburn 27

1924

Southern Conference Tournament in Atlanta, Ga.

February 28-March 4: Auburn 35, Georgia Tech 29; Alabama 40, Auburn 19

1927

Southern Intercollegiate Tournament in Atlanta, Ga.

February 27-March 3: Mercer 45, Auburn 24

1922

Southern Intercollegiate Tournament in Atlanta, Ga.

Feb. 24-March 2: Auburn 32, Newberry 21; North Carolina 32, Auburn 27

1921

Southern Intercollegiate Tournament in Atlanta, Ga.

February 25-March 2: Auburn 45, Clemson 25; Georgia 32, Auburn 24

NCAA Tournament

Results

1984

NCAA East First Round at the Charlotte Coliseum in Charlotte, N.C.
March 15—Richmond 72, Auburn 71

1985

NCAA Southeast First and Second Rounds at the Athletic and Convocation Center in South Bend, Ind.
March 14—Auburn 59, Purdue 58
March 16—Auburn 66, #13 Kansas 64
Southeast Regional at the Birmingham Coliseum in Birmingham, Ala.
March 22—#7 North Carolina 62, Auburn 56

1986

NCAA West First and Second Rounds at the Long Beach Arena in Long Beach, Calif.
March 14—Auburn 73, Arizona 63
March 16—Auburn 81, #4 St. John's 65
West Regional Semifinals/Finals at The Summit in Houston, Texas
March 20—Auburn 70, UNLV 63
March 22—Louisville 84, Auburn 76

1987

NCAA Midwest First and Second Rounds at the Indiana Hoosier Dome in Indianapolis, Ind.
March 12—Auburn 62, San Diego 61
March 14—Indiana 107, Auburn 90

1988

NCAA Southeast First and Second Rounds at The Omni in Atlanta, Ga.
March 17—Auburn 90, Bradley 86
March 19—Oklahoma 107, Auburn 87

1999

NCAA South First and Second Rounds at the RCA Dome in Indianapolis, Ind.
March 11—Auburn 80, Winthrop 41
March 13—Auburn 81, Oklahoma State 74
South Regional Semifinals at Thompson-Boling Arena in Knoxville, Tenn.
March 18—Ohio State 72, Auburn 64

2000

NCAA Midwest First and Second Rounds at the Hubert H. Humphrey Metrodome in Minneapolis, Minn.
March 16—#22 Auburn 72, Creighton 69
March 17—#6 Iowa State 79, #22 Auburn 60

2003

NCAA East First and Second Rounds at the St. Pete Times Forum in Tampa, Fla.
March 21—Auburn 65, Saint Joseph's 63 (ot)
March 23—Auburn 68, #8 Wake Forest 62
East Regional Semifinals at the Pepsi Arena in Albany, N.Y.
March 28—#12 Syracuse 79, Auburn 78

NCAA TOTALS: Won 12, Lost 8 (.600)

Records

Individual Single Game

Points—36, Chris Morris (1988 vs. Bradley)
Field Goals—12, Chuck Person (1986 vs. UNLV and St. John's)
12, Marquis Daniels (2003 vs. Syracuse)
Field Goals Att.—25, Chuck Person (1985 vs. North Carolina)
3-Pointers Made—4, Gerald White (1987 vs. Indiana), Daymeon Fishback (2000 vs. Creighton), Nathan Watson (2003 vs. Syracuse)
3-Pointers Attempted—9, Gerald White (1987 vs. Indiana),
9, Derrick Bird (2003 vs. Syracuse)
Free Throws—12, Jeff Moore (1988 vs. Oklahoma)
12, Chris Morris (1988 vs. Bradley)

Free Throws Attempted—13, Jeff Moore (1988 vs. Oklahoma)
13, Chris Morris (1988 vs. Bradley)

Rebounds—17, Charles Barkley (1984 vs. Richmond)

Assists—10, Gerald White (1987 vs. Indiana, '86 vs. UNLV)

NCAA Tournament

Points by a Player—95, Chuck Person (1986, 4 games)

Field Goals by a Player—44, Chuck Person (1986, 4 games)

3-Pointers by a Player—7, Derrick Bird (2003, 3 games)

Free Throws by a Player—16, Chris Morris (1988, 2 games),
16, Gerald White (1986, 4 games)

Rebounds by a Player—38, Chuck Person (1986, 4 games)

Assists by a Player—34, Gerald White (1986, 4 games)

Points by a Team—300 (1986, 4 games)

Field Goals by a Team—126 (1986, 4 games)

Free Throws by a Team—48 (1986, 4 games)

Rebounds by a Team—143 (1986, 4 games)

Career

Points—162, Chuck Person (1984, '85, '86, 8 games)

Field Goals—76, Chuck Person (1984, '85, '86, 8 games)

Free Throws—30, Jeff Moore (1985, '86, '87, '88, 11 games)

Rebounds—94, Jeff Moore (1985, '86, '87, '88, 11 games)

Assists—63, Gerald White (1984, '85, '86, '87, 10 games)

Team Single Game

Points—90 (1988 vs. Bradley, 1987 vs. Indiana)

Field Goals—36 (1987 vs. Indiana)

Field Goals Attempted—86 (1987 vs. Indiana)

Field Goal Percentage—.532 (33-62, 1986 vs. Louisville)

3-Pointers—11 (2000 vs. Creighton)

3-Pointers Attempted—24 (1988 vs. Oklahoma)

3-Point Percentage—.524 (11-21, 2000 vs. Winthrop)

Free Throws—23 (1988 vs. Bradley)

Free Throws Attempted—27 (1988 vs. Bradley)

Free Throw Percentage—.923 (12-13, 1987 vs. Indiana)

Rebounds—57 (1988 vs. Oklahoma)

Personal Fouls—25 (1987 vs. Indiana)

Opponent Individual Single Game

Points—44, Hersey Hawkins (1988 for Bradley)

Field Goals—15, Hersey Hawkins (1988 for Bradley)

Field Goals Attempted—25, Hersey Hawkins (1988 for Bradley)

3-Pointers Made—7, Steve Alford (1987 for Indiana)

3-Pointers Attempted—11, Steve Alford (1987 for Indiana)

Free Throws—9, Stacey King (1988 for Oklahoma)

9, Daryl Thomas (1987 for Indiana)

Free Throws Attempted—12, Stacey King (1988 for Oklahoma)

Rebounds—13, Rick Calloway (1987 for Indiana)

Assists—15, Keith Smart (1987 for Indiana)

Opponent Team Single Game

Points—107 (1988 by Oklahoma, 1987 by Indiana)

Field Goals—41 (1988 by Oklahoma)

Field Goals Attempted—76 (1988 by Oklahoma)

Field Goal Percentage—.603 (38-63, 1987 by Indiana)

3-Pointers—12 (2000 by Creighton)

3-Pointers Attempted—32 (2000 by Creighton)

3-Point Percentage—.538 (7-13, 1987 by Indiana)

Free Throws—25 (2000 by #6 Iowa State)

Free Throws Attempted—31 (2000 by #6 Iowa State)

Free Throw Percentage—.857 (24-28, 1987 by Indiana),

.857 (18-21, 2003 by Wake Forest)

Rebounds—45 (1987 by Indiana)

Personal Fouls—23 (1988 by Oklahoma and Bradley),

23 (2003 by Wake Forest)

Richmond 72, Auburn 71
March 15, 1984
NCAA First Round East Regional
Charlotte Coliseum • Charlotte, N.C.

Richmond	FG-FGA	FT-FTA	REB	PF	TP	MIN	A	TO	BLK	S
John Newman	11-22	4-5	1	3	26	39	0	3	2	1
John Davis	3-5	0-1	12	4	6	36	4	2	0	2
Bill Flye	8-14	3-4	5	5	19	38	0	4	0	2
Greg Beckwith	1-3	3-4	7	1	5	40	9	1	0	4
Kelvin Johnson	6-10	4-5	2	3	16	40	2	3	0	0
Tim Hardin	0-1	0-0	1	2	0	5	0	0	0	0
Lee Goss	0-0	0-1	0	0	0	2	0	0	0	0
Totals	29-55	14-20	31	18	72	200	15	13	2	9


FG%: 1st Half 18-28 .643, 2nd Half 11-27 .407, Game 29-55 .527; FT%: 1st Half 3-3 1.000, 2nd Half 11-17 .647, Game 14-20 .700; Team Rebounds: 3; Deadball Rebounds: 2.

Auburn	FG-FGA	FT-FTA	REB	PF	TP	MIN	A	TO	BLK	S
Greg Turner	4-9	4-6	3	2	12	32	1	3	1	0
Chuck Person	5-16	0-1	9	5	10	34	1	2	0	1
Charles Barkley	8-10	7-9	17	4	23	32	4	4	2	2
Gerald White	4-10	1-1	0	4	9	33	3	3	0	0
Frank Ford	0-1	0-0	2	0	0	22	2	1	0	0
Paul Daniels	2-3	0-0	1	3	4	25	2	1	1	0
Vern Strickland	5-10	1-2	1	3	11	21	1	1	0	2
Carey Holland	1-1	0-0	0	0	2	1	0	0	0	0
Totals	29-60	13-19	34	21	71	200	14	15	4	5

FG%: 1st Half 10-24 .417, 2nd Half 19-36 .528, Game 29-60 .483; FT%: 1st Half 2-5 .400, 2nd Half 11-14 .786, Game 13-19 .684; Team Rebounds: 1; Deadball Rebounds: 2.

SCORE BY PERIODS	1	2	F
Richmond	39	33	—
Auburn	22	49	—

OFFICIALS—Jim Howell, Phil Robinson, Jim Burr
 TECHNICAL FOULS—None.
 ATTENDANCE—11,666



Charles Barkley scored 23 points to lead Auburn in its first-ever NCAA Tournament appearance. The fifth-seeded Tigers were upset by 12th-seeded Richmond 72-71.

Auburn 59, Purdue 58
March 14, 1985
NCAA First Round Southeast Regional
Athletic & Convocation Center • South Bend, Ind.

Auburn	FG-FGA	FT-FTA	REB	PF	TP	MIN	A	TO	BLK	S
Chuck Person	9-17	2-2	8	3	20	39	0	2	1	2
Chris Morris	9-14	1-2	3	1	19	37	0	2	2	0
Jeff Moore	1-5	0-0	7	3	2	28	1	1	1	0
Frank Ford	4-7	1-1	6	2	9	39	3	3	0	3
Gerald White	3-5	1-4	5	1	7	37	4	3	0	0
Carey Holland	1-1	0-0	0	1	2	10	0	0	0	0
Johnny Lynn	0-2	0-0	1	0	0	7	0	0	0	0
Darren Guest	0-1	0-0	0	0	0	3	0	0	0	0
Totals	27-52	5-9	35	11	59	200	8	11	4	5


FG%: 1st Half 14-28 .500, 2nd Half 13-24 .541, Game 27-52 .519; FT%: 1st Half 3-5 .600, 2nd Half 2-4 .500, Game 5-9 .555; Team Rebounds: 5; Deadball Rebounds: 1.

Purdue	FG-FGA	FT-FTA	REB	PF	TP	MIN	A	TO	BLK	S
Mark Atkinson	0-2	0-0	3	4	0	36	2	0	1	1
Todd Mitchell	0-2	0-0	2	2	0	11	0	0	0	2
James Bullock	6-15	1-3	10	4	13	40	0	3	0	0
Troy Lewis	9-17	1-2	2	1	19	30	1	0	0	1
Steve Reid	9-17	0-2	3	4	18	39	6	1	1	2
Mack Gadis	0-1	0-0	0	0	0	10	0	1	0	0
Herb Robinson	0-0	0-0	0	0	0	5	0	0	0	0
Robert Littlejohn	3-5	2-2	9	0	8	29	0	2	0	1
Totals	27-59	4-9	29	15	58	200	9	7	2	7

FG%: 1st Half 12-29 .413, 2nd Half 15-30 .500, Game 27-59 .457; FT%: 1st Half 1-3 .333, 2nd Half 3-6 .500, Game 4-9 .444; Team Rebounds: 0; Deadball Rebounds: 1.

SCORE BY PERIODS	1	2	F
Auburn	31	28	—
Purdue	25	33	—

OFFICIALS—Tom Fraim, Rich Eichorst, Ron Labetich
 TECHNICAL FOULS—None.
 ATTENDANCE—10,480



Auburn, an 11th-seed, won its first-ever NCAA Tournament game 59-58 over sixth-seeded Purdue. Chris Morris was 9-14 from the field and scored 19 points.

Auburn 66, #13 Kansas 64

March 16, 1985

NCAA Second Round Southeast Regional
Athletic & Convocation Center • South Bend, Ind.

Auburn	FG-FGA	FT-FTA	REB	PF	TP	MIN	A	TO	BLK	S
Chuck Person	10-19	1-2	5	4	21	31	2	0	0	0
Chris Morris	4-9	0-1	4	1	8	40	1	0	1	0
Jeff Moore	2-7	1-1	5	1	5	25	0	1	1	0
Frank Ford	9-9	5-6	7	3	23	37	1	4	0	0
Gerald White	1-2	7-8	2	3	9	38	5	4	0	0
Carey Holland	0-0	0-0	3	2	0	20	0	1	0	0
Johnny Lynn	0-0	0-0	0	0	0	5	0	0	0	0
Darren Guest	0-3	0-0	5	0	0	4	0	1	1	1
Totals	26-49	14-18	33	14	66	200	9	11	3	1


FG%: 1st Half 13-26 .500, 2nd Half 13-23 .565, Game 26-49 .531; FT%: 1st Half 4-5 .800, 2nd Half 10-13 .769, Game 14-18 .778; Team Rebounds: 2; Deadball Rebounds: 1.

Kansas	FG-FGA	FT-FTA	REB	PF	TP	MIN	A	TO	BLK	S
Danny Manning	3-12	1-2	8	4	7	22	1	0	0	1
Ron Kellogg	8-16	1-1	5	2	17	38	1	0	0	0
Greg Dreiling	1-4	0-0	6	4	2	29	0	3	0	0
Cedric Hunter	4-9	1-2	3	2	9	33	4	0	0	2
Calvin Thompson	10-16	1-2	1	3	21	37	2	1	0	0
Mark Turgeon	1-2	0-0	1	0	2	7	0	1	0	0
Milton Newton	0-1	0-0	1	0	0	4	0	0	0	0
Chris Piper	3-4	0-0	1	3	6	20	1	0	0	2
Tad Boyle	0-0	0-0	0	0	0	2	0	0	0	0
Mark Pellock	0-0	0-0	1	0	0	8	0	0	0	1
Totals	30-64	4-7	30	18	64	200	9	5	0	7

FG%: 1st Half 14-28 .500, 2nd Half 16-36 .444, Game 30-64 .469; FT%: 1st Half 0-0 .000, 2nd Half 4-7 .571, Game 4-7 .571; Team Rebounds: 3; Deadball Rebounds: 0.

SCORE BY PERIODS	1	2	F
Auburn	30	36	—
Kansas	28	36	—

OFFICIALS—Tom Fraim, Jim Bain, Larry Lembo
TECHNICAL FOULS—None.
ATTENDANCE—10,751 (c)



Sonny Smith hugs Frank Ford after Ford scored a game-high 23 points to lead Auburn to a 66-64 upset of third-seeded Kansas.

#7 North Carolina 62, Auburn 56

March 22, 1985

NCAA Southeast Regional Semifinal
Birmingham Coliseum • Birmingham, Ala.

Auburn	FG-FGA	FT-FTA	REB	PF	TP	MIN	A	TO	BLK	S
Chuck Person	8-25	0-0	12	4	16	39	3	3	1	2
Chris Morris	3-10	1-2	9	2	7	38	0	0	0	2
Jeff Moore	2-3	0-0	2	3	4	17	1	0	0	0
Frank Ford	8-14	1-2	4	2	17	37	3	2	0	0
Gerald White	2-5	0-0	1	4	4	37	2	0	0	0
Carey Holland	2-2	4-8	1	2	8	22	0	0	1	0
Johnny Lynn	0-0	0-0	0	1	0	5	0	0	0	0
Darren Guest	0-0	0-0	1	0	0	5	0	0	0	0
Totals	25-59	6-12	33	18	56	200	9	5	2	4


FG%: 1st Half 9-27 .333, 2nd Half 16-32 .500, Game 25-59 .424; FT%: 1st Half 5-9 .556, 2nd Half 1-3 .333, Game 6-12 .500; Team Rebounds: 3; Deadball Rebounds: 3.

North Carolina	FG-FGA	FT-FTA	REB	PF	TP	MIN	A	TO	BLK	S
Dave Popson	2-4	0-0	4	1	4	14	0	0	0	0
Brad Daugherty	5-8	0-2	8	2	10	39	3	2	2	0
Joe Wolf	4-6	2-2	7	3	10	35	3	1	0	0
Buzz Peterson	0-5	0-0	2	2	0	29	2	4	0	0
Kenny Smith	9-12	4-5	3	1	22	38	6	0	0	2
Ranzino Smith	1-5	2-2	2	0	4	14	1	0	0	0
Curtis Hunter	0-1	0-2	1	0	0	5	0	0	0	0
Warren Martin	4-8	4-5	5	3	12	26	1	1	1	0
Totals	25-49	12-18	32	12	62	200	16	8	3	2

FG%: 1st Half 14-27 .519, 2nd Half 11-22 .500, Game 25-49 .510; FT%: 1st Half 5-10 .500, 2nd Half 7-8 .875, Game 12-18 .667; Team Rebounds: 0; Deadball Rebounds: 2.

SCORE BY PERIODS	1	2	F
Auburn	23	33	—
North Carolina	33	29	—

OFFICIALS—Tim Higgins, Jim Burr, J.C. Leinbech
TECHNICAL FOULS—None.
ATTENDANCE—16,843 (c)



Auburn fell to North Carolina, a two seed, 62-56 in the Tigers' first-ever trip to the "Sweet Sixteen." Chuck Person totaled 16 points and 12 rebounds.

Auburn 73, Arizona 63
March 14, 1986
NCAA First Round West Regional
Long Beach Arena • Long Beach, Calif.

Arizona	FG-FGA	FT-FTA	REB	PF	TP	MIN	A	TO	BLK	S
Anthony Cook	4-6	0-0	6	2	8	35	0	2	1	0
Sean Elliott	10-17	0-0	6	2	20	38	6	1	0	0
John Edgar	7-11	1-3	2	0	15	35	3	3	1	0
Craig McMillan	3-12	2-4	0	4	8	40	6	3	0	3
Steve Kerr	5-12	0-0	3	4	10	37	3	0	0	2
Joe Turner	1-2	0-0	3	0	2	8	1	0	0	0
Ken Lofton	0-0	0-0	0	3	0	2	1	0	0	0
Rolf Jacobs	0-0	0-0	0	1	0	1	0	0	0	0
Eric Cooper	0-0	0-0	0	1	0	1	0	1	0	0
Bruce Fraser	0-0	0-0	0	0	0	1	0	0	0	0
David Haskin	0-0	0-0	1	0	0	1	0	0	0	0
Bruce Wheatley	0-0	0-0	0	0	0	1	0	0	0	0
Totals	30-60	3-7	23	17	63	200	20	10	2	5


FG%: 1st Half 17-32 .531, 2nd Half 13-28 .464, Game 30-60 .500; FT%: 1st Half 0-1 .000, 2nd Half 3-6 .500, Game 3-7 .429; Team Rebounds: 2; Deadball Rebounds: 2.

Auburn	FG-FGA	FT-FTA	REB	PF	TP	MIN	A	TO	BLK	S
Chris Morris	5-7	0-1	4	1	10	31	2	0	1	0
Chuck Person	9-22	2-2	8	3	20	37	0	4	0	0
Jeff Moore	4-8	3-3	12	3	11	28	3	4	0	1
Gerald White	4-5	4-5	6	1	12	32	6	1	0	1
Frank Ford	3-6	2-3	2	1	8	39	2	0	1	1
Mike Jones	5-6	2-2	3	3	12	21	0	3	1	0
Terrance Howard	0-2	0-0	0	0	0	8	2	0	0	0
Melvin Haralson	0-0	0-0	0	0	0	1	0	0	0	0
Johnny Lynn	0-1	0-1	0	0	0	1	0	0	0	0
Rob Jones	0-0	0-0	1	0	0	1	0	0	0	1
Gary Godfrey	0-0	0-0	0	0	0	1	0	0	0	0
Totals	30-57	13-17	37	12	73	200	15	12	3	4

FG%: 1st Half 15-28 .536, 2nd Half 15-29 .517, Game 30-57 .526; FT%: 1st Half 2-2 1.000, 2nd Half 11-15 .733, Game 13-17 .765; Team Rebounds: 1; Deadball Rebounds: 1.

SCORE BY PERIODS	1	2	F	
Arizona	34	29	—	63
Auburn	32	41	—	73

OFFICIALS—Joe Forte, Rick Wulkow, Tony Stigliano
 TECHNICAL FOULS—None
 ATTENDANCE—11,690 (c)



Chris Morris, playing defense against Arizona's Sean Elliott, scored 10 points to help the eighth-seeded Tigers to a 73-63 victory over ninth-seeded Arizona in the NCAA Tournament First Round in Long Beach, Calif.

Auburn 81, #4 St. John's 65
March 16, 1986
NCAA Second Round West Regional
Long Beach Arena • Long Beach, Calif.

Auburn	FG-FGA	FT-FTA	REB	PF	TP	MIN	A	TO	BLK	S
Chris Morris	4-8	1-1	5	0	9	36	2	4	0	1
Chuck Person	12-22	3-3	15	1	27	37	1	1	0	2
Jeff Moore	7-14	1-1	5	3	15	26	0	1	0	0
Gerald White	3-5	4-5	3	2	10	30	9	5	0	4
Frank Ford	4-9	0-0	5	1	8	37	2	2	0	0
Terrance Howard	3-4	0-0	2	2	6	14	2	0	0	0
Mike Jones	2-4	2-3	2	2	6	20	0	2	1	0
Totals	35-66	11-13	38	11	81	200	16	15	1	7


FG%: 1st Half 21-40 .525, 2nd Half 14-26 .538, Game 35-66 .530; FT%: 1st Half 2-3 .667, 2nd Half 9-10 .900, Game 11-13 .846; Team Rebounds: 1; Deadball Rebounds: 3.

St. John's	FG-FGA	FT-FTA	REB	PF	TP	MIN	A	TO	BLK	S
Willie Glass	5-9	2-2	1	0	12	32	1	3	0	3
Shelton Jones	3-4	0-0	4	1	6	29	0	2	0	1
Walter Berry	9-14	2-2	7	3	20	39	0	3	1	1
Ron Rowan	6-16	2-2	2	4	14	36	2	3	0	2
Mark Jackson	1-8	1-2	4	4	3	38	12	3	0	1
John Hempel	4-6	0-0	1	2	8	16	0	1	0	1
Terry Bross	1-2	0-0	1	1	2	8	0	1	0	0
Steve Shurina	0-0	0-0	0	1	0	2	0	0	0	0
Totals	29-59	7-8	22	16	65	200	15	16	1	9

FG%: 1st Half 15-30 .500, 2nd Half 14-29 .483, Game 29-59 .492; FT%: 1st Half 2-2 1.000, 2nd Half 5-6 .833, Game 7-8 .875; Team Rebounds: 2; Deadball Rebounds: 3.

SCORE BY PERIODS	1	2	F	
Auburn	44	37	—	81
St. John's	32	33	—	65

OFFICIALS—Paul Hausman, Gene Monje, Mac Chauvin
 TECHNICAL FOULS—None.
 ATTENDANCE—11,690 (c)



Chuck Person is guarded by Mark Jackson (13) and National Player of the Year Walter Berry during Auburn's stunning 81-65 upset thrashing of No. 1 seed St. John's. Person outdueled Berry with game-highs of 27 points and 15 rebounds.

Auburn 70, #11 UNLV 63
March 20, 1986
NCAA West Regional Semifinal
The Summit • Houston, Texas

Auburn	FG-FGA	FT-FTA	REB	PF	TP	MIN	A	TO	BLK	S
Chris Morris	3-8	3-3	8	4	9	39	0	2	1	1
Chuck Person	12-22	1-2	11	1	25	37	0	1	0	2
Jeff Moore	5-10	1-2	9	2	11	32	4	5	0	1
Gerald White	3-4	6-7	1	2	12	33	10	3	0	1
Frank Ford	3-8	3-4	6	0	9	39	1	5	0	5
Terrance Howard	0-1	0-0	0	1	0	8	0	1	0	0
Mike Jones	2-5	0-0	1	2	4	12	2	3	1	0
Totals	28-58	14-18	41	12	70	200	17	20	2	10


FG%: 1st Half 11-26 .423, 2nd Half 17-32 .531, Game 28-58 .483; FT%: 1st Half 3-4 .750, 2nd Half 11-14 .786, Game 14-18 .778; Team Rebounds: 5; Deadball Rebounds: 1.

UNLV	FG-FGA	FT-FTA	REB	PF	TP	MIN	A	TO	BLK	S
Anthony Jones	8-19	0-3	4	1	16	39	4	1	0	1
Armon Gilliam	9-13	3-4	3	1	21	37	0	1	0	0
John Flowers	1-1	0-0	0	2	2	20	0	1	0	0
Mark Wade	0-0	0-1	3	5	0	36	12	6	0	2
Freddie Banks	9-21	2-2	1	2	20	35	6	1	0	1
Gary Graham	0-2	0-0	2	4	0	9	1	1	0	0
Eldridge Hudson	2-5	0-0	9	4	4	24	2	1	0	2
Totals	29-61	5-10	28	19	63	200	25	12	0	6

FG%: 1st Half 17-29 .586, 2nd Half 12-32 .375, Game 29-61 .475; FT%: 1st Half 0-0 .000, 2nd Half 5-10 .500, Game 5-10 .500; Team Rebounds: 6; Deadball Rebounds: 1.

SCORE BY PERIODS	1	2	F
Auburn	25	45	70
UNLV	34	29	63

OFFICIALS—Lenny Wirtz, Tim Higgins, Charlie Vacca
 TECHNICAL FOULS—None. ATTENDANCE—10,936



Chuck Person recorded his second consecutive double-double with 25 points and 11 rebounds in leading Auburn past fourth-seeded UNLV 70-63 as the Tigers advanced to the Elite Eight.

#7 Louisville 84, Auburn 76
March 22, 1986
NCAA West Regional Final
The Summit • Houston, Texas

Auburn	FG-FGA	FT-FTA	REB	PF	TP	MIN	A	TO	BLK	S
Chris Morris	7-10	3-3	9	4	17	34	1	4	1	4
Chuck Person	11-24	1-2	4	3	23	38	1	2	0	0
Jeff Moore	4-8	3-5	6	2	11	31	2	0	0	0
Gerald White	3-6	2-2	2	2	8	34	9	4	0	1
Frank Ford	6-10	1-2	3	4	13	34	5	0	0	1
Terrance Howard	1-1	0-0	0	3	2	12	2	0	0	0
Mike Jones	1-3	0-0	1	3	2	17	0	0	1	0
Totals	33-62	10-14	27	21	76	200	20	10	2	6


FG%: 1st Half 20-32 .625, 2nd Half 13-30 .433, Game 33-62 .532; FT%: 1st Half 3-5 .600, 2nd Half 7-9 .778, Game 10-14 .714; Team Rebounds: 2; Deadball Rebounds: 2.

Louisville	FG-FGA	FT-FTA	REB	PF	TP	MIN	A	TO	BLK	S
Herbert Crook	8-12	4-5	11	3	20	39	3	1	0	1
Billy Thompson	5-10	3-4	7	4	13	26	4	4	0	1
Pervis Ellison	7-14	1-3	10	2	15	35	0	2	2	3
Milt Wagner	4-9	8-8	2	2	16	40	9	2	0	0
Jeff Hall	7-12	0-0	0	1	14	36	2	1	0	0
Mark McSwain	2-3	0-0	4	2	4	15	2	1	0	0
Kevin Walls	1-2	0-0	0	1	2	4	0	0	0	0
Tony Kimbro	0-1	0-0	1	0	0	5	0	1	0	0
Totals	34-63	16-20	37	15	84	200	20	12	2	5

FG%: 1st Half 22-39 .564, 2nd Half 12-24 .500, Game 34-63 .540; FT%: 1st Half 0-0 .000, 2nd Half 16-20 .800, Game 16-20 .800; Team Rebounds: 2; Deadball Rebounds: 0.

SCORE BY PERIODS	1	2	F
Auburn	43	33	76
Louisville	44	40	84

OFFICIALS—Don Rutledge, Lenny Wirtz, Charlie Vacca
 TECHNICAL FOULS—None. ATTENDANCE—9,650



Auburn fell one game short of the Final Four with an 84-76 loss to two-seeded Louisville in the West Regional Final. Chris Morris had 17 points and 9 rebounds for the Tigers.

Auburn 62, San Diego 61

March 12, 1987

NCAA First Round Midwest Regional
Indiana Hoosier Dome • Indianapolis, Ind.

San Diego	FG-FGA	FT-FTA	REB	PF	TP	MIN	A	TO	BLK	S
Mark Manor	5-10	0-0	5	2	11	31	3	1	0	0
Mike Madden	3-8	1-3	11	1	7	34	3	2	2	1
Scott Thompson	5-11	4-4	4	4	14	25	1	2	1	0
Paul Leonard	3-7	0-0	2	1	6	38	5	3	0	1
Danny Means	7-12	2-3	4	1	18	30	2	0	0	3
Steve Krallman	1-2	0-2	2	2	2	20	0	1	0	1
Marty Munn	0-2	0-0	0	2	0	11	0	0	0	0
Eric Musselman	1-2	0-0	0	1	3	2	0	0	0	0
Mike Haupt	0-0	0-0	1	1	0	9	1	1	0	1
Totals	25-54	7-12	30	15	61	200	15	10	3	7

Three-Point Field Goals: Means 2-5, Manor 1-2, Musselman 1-2, Leonard 0-2, Munn 0-2, Thompson 0-1, Team 4-14.

FG%: 1st Half 14-28 .500, 2nd Half 11-26 .423, Game 25-54 .463; 3FG%: 1st Half 4-9 .444, 2nd Half 0-5 .000, Game 4-14 .286; FT%: 1st Half 1-4 .250, 2nd Half 6-8 .750, Game 7-12 .583; Team Rebounds: 1; Deadball Rebounds: 1.

Auburn	FG-FGA	FT-FTA	REB	PF	TP	MIN	A	TO	BLK	S
Mike Jones	11-16	2-4	7	3	24	32	2	1	2	0
Chris Morris	6-12	1-1	11	3	14	38	2	2	2	0
Jeff Moore	4-13	6-7	14	3	14	33	0	0	0	0
Gerald White	2-6	0-0	3	2	4	34	5	1	0	2
Frank Ford	2-9	2-4	5	2	6	40	3	4	0	3
Terrance Howard	0-1	0-0	0	1	0	17	0	1	0	0
Johnny Lynn	0-2	0-0	0	0	0	5	0	0	0	0
John Caylor	0-0	0-0	0	0	0	1	0	0	0	0
Totals	25-59	11-16	42	14	62	200	12	9	4	5

Three-Point Field Goals: Morris 1-2, White 0-4, Ford 0-2, Howard 0-1, Team 1-9.

FG%: 1st Half 11-26 .423, 2nd Half 14-33 .424, Game 25-59 .424; 3FG%: 1st Half 0-5 .000, 2nd Half 1-4 .250, Game 1-9 .111; FT%: 1st Half 6-7 .857, 2nd Half 5-9 .556, Game 11-16 .688; Team Rebounds: 2; Deadball Rebounds: 0.

SCORE BY PERIODS	1	2	F
San Diego	33	28	—
Auburn	28	34	—

OFFICIALS—Mickey Crowley, Chuck Weinkauf, Rusty Herring
TECHNICAL FOULS—None
ATTENDANCE—29,610



No. 8 seeded Auburn survived a first round scare in defeating No. 9 seeded San Diego 62-61. Mike Jones led the Tigers with 24 points.

#3 Indiana 107, Auburn 90

March 14, 1987

NCAA Second Round Midwest Regional
Indiana Hoosier Dome • Indianapolis, Ind.

Auburn	FG-FGA	FT-FTA	REB	PF	TP	MIN	A	TO	BLK	S
Mike Jones	10-22	9-9	9	1	30	36	1	2	0	1
Chris Morris	5-11	0-1	4	5	10	22	2	0	0	0
Jeff Moore	11-20	2-2	10	4	24	33	1	0	0	1
Gerald White	6-13	1-1	1	2	17	37	10	4	1	1
Frank Ford	4-11	0-0	3	5	9	28	0	0	0	0
Terrance Howard	0-4	0-0	4	4	0	19	1	2	0	0
Johnny Lynn	0-4	0-0	2	2	0	13	0	2	0	1
John Caylor	0-0	0-0	0	2	0	10	0	1	0	2
Derrick Dennison	0-1	0-0	0	0	0	2	0	0	0	0
Totals	36-86	12-13	34	25	90	200	15	11	1	6

3-Point Field Goals: White 4-9, Ford 1-2, Jones 1-2, Lynn 0-1, Team 6-14.

FG%: 1st Half 19-44 .432, 2nd Half 17-42 .405, Game 36-86 .419; 3FG%: 1st Half 3-5 .600, 2nd Half 3-9 .333, Game 6-14 .429; FT%: 1st Half 7-7 1.000, 2nd Half 5-6 .833, Game 12-13 .923; Team Rebounds: 1; Deadball Rebounds: 0.


Indiana	FG-FGA	FT-FTA	REB	PF	TP	MIN	A	TO	BLK	S
Rick Calloway	7-12	4-4	13	0	18	39	1	5	0	1
Daryl Thomas	9-14	9-10	8	1	27	36	0	4	0	3
Dean Garrett	4-6	1-2	3	4	9	16	0	1	2	0
Steve Alford	10-17	4-5	3	2	31	38	5	2	0	0
Keith Smart	7-12	6-7	9	3	20	39	15	5	0	1
Steve Eyl	0-0	0-0	5	3	0	16	2	1	0	0
Todd Meier	0-0	0-0	2	1	0	9	0	0	0	0
Kreigh Smith	0-0	0-0	0	0	0	2	0	0	0	0
Joe Hillman	1-2	0-0	0	0	2	2	0	0	0	0
Brian Sloan	0-0	0-0	0	0	0	1	1	0	0	0
Tony Freeman	0-0	0-0	0	0	0	1	0	0	0	0
Dave Minor	0-0	0-0	1	0	0	1	0	0	0	0
Totals	38-63	24-28	45	14	107	200	24	18	2	5

3-Point Field Goals: Alford 7-11, Smart 0-2, Team 7-13.

FG%: 1st Half 18-27 .667, 2nd Half 20-36 .556, Game 38-63 .603; 3FG%: 1st Half 2-3 .667, 2nd Half 5-10 .500, Game 7-13 .538; FT%: 1st Half 15-18 .833, 2nd Half 9-10 .900, Game 24-28 .857; Team Rebounds: 1; Deadball Rebounds: 1.

SCORE BY PERIODS	1	2	F
Auburn	48	42	—
Indiana	53	54	—

OFFICIALS—Rick Wulkow, Chuck Weinkauf, Rusty Herring
TECHNICAL FOULS—None
ATTENDANCE—34,076



Before a crowd of 34,076 -- the biggest crowd ever to watch Auburn play -- top-seeded Indiana came back to defeat Auburn 107-90 in Indianapolis' Hoosier Dome. Mike Jones scored 30 points and pulled down 9 rebounds to lead the Tigers.

Auburn 90, #11 Bradley 86
March 17, 1988
NCAA First Round Southeast Regional
The Omni • Atlanta, Ga.

Bradley	FG-FGA	FT-FTA	REB	PF	TP	MIN	A	TO	BLK	S
Donald Powell	4-9	2-5	7	5	10	37	1	0	0	3
Trevor Trimpe	1-4	0-0	1	1	3	11	2	0	0	0
Luke Jackson	7-10	0-3	5	2	14	34	2	3	0	0
Anthony Manuel	0-3	0-0	4	4	0	40	10	6	0	0
Hersey Hawkins	15-25	8-11	10	3	44	40	6	4	2	3
Jerry Thomas	4-9	0-0	1	5	8	25	3	0	0	0
Paul Wilson	3-6	0-2	5	3	7	13	1	2	0	1
Totals	34-66	10-21	39	23	86	200	25	15	2	7

Three-Point Field Goals: Trimpe 1-4, Jackson 0-1, Hawkins 6-8, Thomas 0-1, Wilson 1-3, Team 8-17.

FG%: 1st Half 21-35 .600, 2nd Half 13-31 .419, Game 34-66 .515; 3FG%: 1st Half 5-6 .833, 2nd Half 3-11 .273, Game 8-17 .471; FT%: 1st Half 6-9 .667, 2nd Half 4-12 .333, Game 10-21 .476; Team Rebounds: 5; Deadball Rebounds: 4.

Auburn	FG-FGA	FT-FTA	REB	PF	TP	MIN	A	TO	BLK	S
John Caylor	5-8	5-6	5	2	18	38	2	3	0	2
Chris Morris	11-23	12-13	12	3	36	37	4	3	3	2
Jeff Moore	6-16	1-1	13	2	13	36	1	2	1	1
Terrance Howard	2-4	0-0	5	1	4	24	5	1	0	1
Derrick Dennison	1-6	2-2	1	3	5	17	3	0	0	1
Johnny Lynn	1-4	0-0	0	0	3	21	7	1	0	1
Matt Geiger	1-3	1-3	3	3	3	7	1	2	0	0
Keenan Carpenter	3-8	2-2	2	3	8	20	0	0	0	1
Totals	30-72	23-27	44	17	90	200	23	12	4	9

Three-Point Field Goals: Caylor 3-6, Morris 2-5, Howard 0-1, Dennison 1-2, Lynn 1-3, Carpenter 0-1, Team 7-18.

FG%: 1st Half 17-41 .415, 2nd Half 13-31 .419, Game 30-72 .417; 3FG%: 1st Half 4-10 .400, 2nd Half 3-8 .375, Game 7-18 .389; FT%: 1st Half 7-8 .875, 2nd Half 16-19 .842, Game 23-27 .852; Team Rebounds: 3; Deadball Rebounds: 1.

SCORE BY PERIODS	1	2	F
Bradley	53	33	—
Auburn	45	45	—

OFFICIALS—Jack Hannon, Dick Lynch, Dave Hall
 TECHNICAL FOULS—Morris
 ATTENDANCE—10,566

Auburn made its fifth consecutive NCAA appearance defeating Bradley 90-86. Chris Morris led eighth-seeded Auburn with 36 points.

#8 Oklahoma 107, Auburn 87
March 19, 1988
NCAA Second Round Southeast Regional
The Omni • Atlanta, Ga.

Auburn	FG-FGA	FT-FTA	REB	PF	TP	MIN	A	TO	BLK	S
John Caylor	6-12	0-0	9	5	14	25	2	4	0	0
Chris Morris	6-13	4-4	5	5	17	23	2	3	3	0
Jeff Moore	5-18	12-13	11	4	22	34	2	1	1	1
Terrance Howard	3-13	0-0	4	2	7	34	8	8	0	1
Derrick Dennison	3-9	0-1	7	2	7	23	0	5	0	1
Johnny Lynn	4-5	3-3	3	2	14	23	3	4	0	1
Matt Geiger	0-1	2-2	3	3	2	15	1	0	0	1
Keenan Carpenter	2-10	0-0	2	1	4	20	0	0	0	0
Dustin Hester	0-0	0-0	0	0	0	1	0	0	0	0
Pete McBee	0-0	0-0	0	0	0	1	0	0	0	0
John Walker	0-3	0-0	1	0	0	1	0	0	0	0
Totals	29-84	21-23	57	24	87	200	18	25	4	5

Three-Point Field Goals: Caylor 2-5, Morris 1-4, Howard 1-6, Dennison 1-1, Lynn 3-4, Carpenter 0-4, Team 8-24.

FG%: 1st Half 11-35 .314, 2nd Half 18-49 .367, Game 29-84 .345; 3FG%: 1st Half 4-7 .571, 2nd Half 4-17 .235, Game 8-24 .333; FT%: 1st Half 11-11 1.000, 2nd Half 10-12 .833, Game 21-23 .913; Team Rebounds: 12; Deadball Rebounds: 0.

Oklahoma	FG-FGA	FT-FTA	REB	PF	TP	MIN	A	TO	BLK	S
Harvey Grant	4-10	0-1	2	4	8	19	1	2	1	1
Dave Sieger	5-9	0-0	1	4	15	28	6	0	0	4
Stacey King	14-22	9-12	9	2	37	40	3	3	2	1
Mookie Blaylock	8-14	3-3	4	1	21	39	9	1	0	4
Ricky Grace	5-9	4-4	6	3	15	37	8	2	0	2
Art Pollard	0-0	0-0	0	0	0	1	0	1	0	0
Mike Bell	0-0	0-0	1	0	0	2	0	1	1	0
Terrence Mullins	4-6	0-1	4	2	9	12	2	0	0	1
Andre Wiley	0-0	0-2	1	5	0	9	1	2	0	1
Anthony Martin	1-6	0-0	3	2	2	13	1	1	0	2
Totals	41-76	16-23	39	23	107	200	31	13	4	16


Three-Point Field Goals: Sieger 5-9, Blaylock 2-4, Grace 1-3, Mullins 1-1, Team 9-17.

FG%: 1st Half 20-37 .541, 2nd Half 21-39 .538, Game 41-76 .539; 3FG%: 1st Half 7-12 .583, 2nd Half 2-5 .400, Game 9-17 .529; FT%: 1st Half 4-7 .571, 2nd Half 12-16 .750, Game 16-23 .696; Team Rebounds: 8; Deadball Rebounds: 3.

SCORE BY PERIODS	1	2	F
Auburn	37	50	—
Oklahoma	51	56	—

OFFICIALS—Joe Silvester, Jack Hannon, Eric Harmon
 TECHNICAL FOULS—None
 ATTENDANCE—14,528

Auburn lost to top-seeded Oklahoma 107-87 in the second round of the NCAA Tournament. The Sooners advanced to the National Championship game, only to be upset by Kansas and Danny Manning 83-79. Chris Morris scored 17 points in his final game with the Tigers before being a first round pick by the New Jersey Nets.



#4 Auburn 80, Winthrop 41
March 11, 1999
NCAA South Regional First Round
RCA Dome • Indianapolis, Ind.

Winthrop	FG	3FG	FT	R	F	TP	M	A	T	B	S
Heson Groves, F	1-6	0-0	1-2	5	2	3	37	2	5	1	0
Jacques Vandescure, F	2-5	0-0	2-5	7	1	6	26	1	4	0	1
Eric Fisher, C	1-2	0-0	0-0	2	3	2	10	0	0	3	1
Roger Toxey, G	0-6	0-2	0-0	1	1	0	20	0	3	0	1
Tyson Waterman, G	2-8	2-6	0-0	3	2	6	27	2	1	0	1
Pierre Wooten	1-5	0-0	2-4	2	2	4	7	0	0	0	0
Robbie Waldrop	2-5	2-5	0-0	1	0	6	13	1	2	0	0
Adrian Stockman	0-2	0-0	0-0	2	0	0	10	1	3	0	1
Rob Wallace	1-3	1-3	0-0	2	1	3	7	0	0	0	1
Dan Tollens	1-3	0-1	0-0	2	0	2	8	0	3	0	0
Reggie Coles	1-4	1-2	0-0	0	1	3	3	0	0	0	0
Juon. Pinckney	1-2	0-0	0-0	3	3	2	12	0	1	0	0
Eyo Effiong	1-4	0-0	2-5	1	3	4	18	0	2	1	0
Owen Barnes	0-0	0-0	0-0	0	0	0	2	0	0	0	0
Team				10							
Totals	14-55	6-19	7-16	41	19	41	200	7	25	5	6


FG%: 1st Half 7-25 .280, 2nd Half 7-30 .233, Game 14-55 .255; 3FG%: 1st Half 3-10 .300, 2nd Half 3-9 .333, Game 6-19 .316; FT%: 1st Half 1-2 .500, 2nd Half 6-14 .429, Game 7-16 .438; Deadball Rebounds: 4.

Auburn	FG	3FG	FT	R	F	TP	M	A	T	B	S
Chris Porter, F	4-9	0-0	1-1	5	3	9	24	0	1	0	4
Bryant Smith, F	3-11	1-1	2-4	9	2	9	26	1	3	0	2
Mamadou N'diaye, C	2-8	0-0	2-2	10	2	6	24	0	2	2	1
Scott Pohlman, G	4-8	3-5	3-5	0	1	14	23	1	2	0	2
Doc Robinson, G	6-9	2-4	0-0	3	0	14	23	4	2	0	2
Reggie Sharp	1-5	0-0	1-2	1	2	3	16	3	1	0	0
Jay Heard	3-6	2-5	1-2	9	0	9	16	4	1	0	4
Charlton Barker	0-0	0-0	2-4	2	0	2	2	0	0	0	0
Corey Watkins	0-0	0-0	0-0	0	0	0	1	1	0	0	0
Daymeon Fishback	1-6	1-4	2-2	4	1	5	19	0	1	0	1
Mack McGadney	2-7	0-2	0-0	4	0	4	8	0	0	0	0
Abe Smith	0-0	0-0	0-0	1	0	0	2	0	1	0	0
Adrian Chilliest	1-2	0-0	0-0	2	0	2	10	0	0	0	0
Adrian Person	1-3	1-2	0-0	2	2	3	6	0	0	0	0
Team				3							
Totals	28-74	10-23	14-22	55	13	80	200	14	14	2	16

FG%: 1st Half 13-33 .394, 2nd Half 15-41 .366, Game 28-74 .378; 3FG%: 1st Half 5-11 .455, 2nd Half 5-12 .417, Game 10-23 .435; FT%: 1st Half 6-8 .750, 2nd Half 8-14 .571, Game 14-22 .636; Deadball Rebounds: 4.

SCORE BY PERIODS	1	2	F	
Winthrop	18	23	--	41
Auburn	37	43	--	80

OFFICIALS--Donnee Gray,
 Tom Clark, Tim Gabutero
 TECHNICAL FOULS--None
 ATTENDANCE--27,184



Doc Robinson scored 14 points to lead No. 1 seeded Auburn to an 80-41 victory over 16th-seeded Winthrop in the NCAA Tournament First Round. Auburn forced 25 Winthrop turnovers.

#4 Auburn 81, Oklahoma State 74
March 13, 1999
NCAA South Regional Second Round
RCA Dome • Indianapolis, Ind.

Oklahoma State	FG	3FG	FT	R	F	TP	M	A	T	B	S
Glendon Alexander, F	1-7	0-3	3-4	1	0	5	26	1	1	0	0
Desmond Mason, F	8-11	2-4	8-9	9	1	26	37	2	1	0	2
Alex Webber, C	2-2	0-0	0-0	0	4	4	11	0	0	0	0
Adrian Peterson, G	11-16	4-8	1-2	4	2	27	39	0	2	0	1
Doug Gottlieb, G	1-4	0-0	1-2	2	3	3	36	12	6	0	0
Fredrik Jonzen	1-3	0-0	0-0	2	0	2	9	0	1	0	1
Brian Montonati	0-4	0-0	1-2	4	5	1	25	1	3	2	0
Joe Adkins	2-5	2-5	0-1	4	2	6	17	2	2	0	1
Team				2							
Totals	26-52	8-20	14-20	28	17	74	200	18	16	2	5


FG%: 1st Half 11-28 .393, 2nd Half 15-24 .625, Game 26-52 .500; 3FG%: 1st Half 3-9 .333, 2nd Half 5-11 .455, Game 8-20 .400; FT%: 1st Half 8-13 .615, 2nd Half 6-7 .857, Game 14-20 .700; Deadball Rebounds: 1.

Auburn	FG	3FG	FT	R	F	TP	M	A	T	B	S
Chris Porter, F	4-8	0-0	1-2	10	1	9	33	1	3	0	2
Bryant Smith, F	6-11	1-4	4-4	4	1	17	36	2	0	0	0
Mamadou N'diaye, C	3-6	0-0	1-2	7	3	7	29	0	1	1	0
Scott Pohlman, G	11-17	2-3	4-4	3	2	28	32	1	0	0	0
Doc Robinson, G	6-9	1-3	0-0	1	4	13	24	3	1	0	0
Reggie Sharp	1-4	0-3	0-0	1	1	2	9	2	1	0	1
Jay Heard	2-4	1-2	0-0	2	2	5	18	2	1	0	3
Charlton Barker	0-0	0-0	2-4	2	0	2	2	0	0	0	0
Daymeon Fishback	0-4	0-1	0-0	2	0	0	8	0	0	0	0
Mack McGadney	0-1	0-1	0-0	2	2	0	9	1	0	0	0
Adrian Chilliest	0-0	0-0	0-0	0	1	0	2	0	2	0	0
Team				3							
Totals	33-64	5-17	10-12	35	17	81	200	12	9	1	6

FG%: 1st Half 15-36 .417, 2nd Half 18-28 .643, Game 33-64 .516; 3FG%: 1st Half 3-11 .273, 2nd Half 2-6 .333, Game 5-17 .294; FT%: 1st Half 4-4 1.000, 2nd Half 6-8 .750, Game 10-12 .833; Deadball Rebounds: 1.

SCORE BY PERIODS	1	2	F	
Oklahoma State	33	41	--	74
Auburn	37	44	--	81

OFFICIALS--Ted Hillary, Donnee Gray, Lonnie Dixon
 TECHNICAL FOULS--None
 ATTENDANCE--30,318



Scott Pohlman scored a career-high 28 points on 11-17 shooting from the field to propel fourth-ranked and No. 1 seeded Auburn to an 81-74 victory over Oklahoma State and a berth in the NCAA Sweet 16.

#14 Ohio State 72, #4 Auburn 64

March 18, 1999

NCAA South Regional Semifinal

Thompson-Boling Arena • Knoxville, Tenn.

Ohio State	FG	3FG	FT	R	F	TP	M	A	T	B	S
Brian Brown, F	2-9	1-4	4-6	6	0	9	33	4	1	1	1
Jason Singleton, F	3-4	0-0	1-3	2	4	7	21	1	1	0	1
Ken Johnson, C	2-4	0-0	0-2	2	4	4	25	0	1	1	0
Scoonie Penn, G	9-16	4-7	4-4	3	4	26	36	4	0	1	3
Michael Redd, G	9-19	1-3	3-4	10	2	22	36	2	2	0	1
Neshaun Coleman	0-1	0-1	0-0	3	0	0	4	0	0	0	0
Boban Savovic	1-3	0-2	0-0	0	1	2	12	0	1	0	0
Jon Sanderson	0-2	0-0	0-1	2	1	0	6	0	1	0	0
George Reese	1-4	0-0	0-3	3	0	2	27	0	2	0	1
Team				6							
Totals	27-62	6-17	12-23	37	16	72	200	11	9	3	7


FG%: 1st Half 14-35 .400, 2nd Half 13-27 .481, Game 27-62 .435; 3FG%: 1st Half 3-10 .300, 2nd Half 3-7 .429, Game 6-17 .353; FT%: 1st Half 0-0 .000, 2nd Half 12-23 .522, Game 12-23 .522; Deadball Rebounds: 5.

Auburn	FG	3FG	FT	R	F	TP	M	A	T	B	S
Chris Porter, F	6-10	2-3	1-2	11	5	15	32	2	5	0	0
Bryant Smith, F	4-9	0-3	2-2	2	1	10	33	1	2	0	2
Mamadou N'diaye, C	1-3	0-0	1-2	11	3	3	34	1	4	3	1
Scott Pohlman, G	2-8	1-5	2-2	2	2	7	24	3	2	0	0
Doc Robinson, G	5-13	2-3	2-3	0	3	14	33	6	3	0	0
Reggie Sharp	0-0	0-0	0-0	0	0	0	3	0	0	0	0
Jay Heard	0-3	0-2	1-2	1	1	1	9	0	0	0	1
Daymeon Fishback	4-10	3-6	1-2	9	1	12	23	1	1	0	0
Mack McGadney	1-3	0-0	0-0	1	1	2	6	0	0	0	1
Abe Smith	0-0	0-0	0-0	0	0	0	1	0	0	0	0
Adrian Chilliest	0-0	0-0	0-0	0	0	0	2	0	1	0	0
Team				4							
Totals	23-59	8-22	10-15	41	17	64	200	14	18	3	5

FG%: 1st Half 8-29 .276, 2nd Half 15-30 .500, Game 23-59 .390; 3FG%: 1st Half 4-11 .364, 2nd Half 4-11 .364, Game 8-22 .364; FT%: 1st Half 6-11 .545, 2nd Half 4-4 1.000, Game 10-15 .667; Deadball Rebounds: 4.

SCORE BY PERIODS	1	2	F
Ohio State	31	41	--
Auburn	26	38	--

OFFICIALS--Tim Higgins, Lonnie Dixon, Dick Cartmell
 TECHNICAL FOULS--None
 ATTENDANCE--23,898



Chris Porter recorded a double-double with 15 points and 11 rebounds as top-seeded Auburn lost 72-64 to fourth-seeded Ohio State in the Sweet 16 in Knoxville, Tenn.

#22 Auburn 72, Creighton 69

March 16, 2000

NCAA Midwest Regional First Round

Hubert H. Humphrey Metrodome • Minneapolis, Minn.

Creighton	FG	3FG	FT	R	F	TP	M	A	T	B	S
Matt West, F	1-3	1-2	0-0	1	0	3	22	0	0	0	0
Donnie Johnson, F	2-6	0-0	0-0	0	4	4	18	2	2	0	2
Alan Huss, C	1-6	0-1	0-0	5	2	2	21	2	0	0	0
Ben Walker, G	6-13	1-3	0-0	5	1	13	32	0	1	0	1
Ryan Sears, G	6-12	4-10	2-5	4	2	18	38	8	0	0	2
Kyle Korver	4-13	2-10	0-0	2	1	10	28	3	0	1	2
Livin Pyfrom	1-2	0-0	1-2	1	1	3	9	0	1	0	1
Justin Haynes	2-4	1-1	0-0	4	3	5	17	0	1	1	0
Terrell Taylor	4-6	3-5	0-0	1	4	11	14	1	1	1	0
Dan Kolder	0-0	0-0	0-0	0	0	0	1	0	0	0	0
Team				6							
Totals	27-65	12-32	3-7	29	18	69	200	16	6	3	8


FG%: 1st Half 10-29 .345, 2nd Half 17-36 .472, Game 27-65 .415; 3FG%: 1st Half 4-15 .267, 2nd Half 8-17 .471, Game 12-32 .375; FT%: 1st Half 1-2 .500, 2nd Half 2-5 .400, Game 3-7 .429; Deadball Rebounds: 2.

Auburn	FG	3FG	FT	R	F	TP	M	A	T	B	S
Mack McGadney, F	6-11	2-4	1-3	3	1	15	33	2	0	1	0
Mamadou N'diaye, C	4-5	0-0	7-9	11	1	15	32	2	1	3	1
Jay Heard, G	2-4	2-3	0-0	1	1	6	14	0	1	1	0
Daymeon Fishback, G	6-9	4-5	0-0	6	1	16	32	1	3	1	0
Doc Robinson, G	3-10	1-3	2-2	6	2	9	33	6	1	0	0
Marquis Daniels	2-4	1-2	0-1	0	0	5	14	0	3	0	0
Scott Pohlman	2-7	1-4	1-1	2	2	6	26	1	3	0	0
Reggie Sharp	0-0	0-0	0-0	4	1	0	16	0	1	0	0
Jimbo Tolbert	0-0	0-0	0-0	0	0	0	0+	0	1	0	0
Team				5					1		
Totals	25-50	11-21	11-16	38	9	72	200	12	15	6	1

FG%: 1st Half 16-26 .615, 2nd Half 9-24 .375, Game 25-50 .500; 3FG%: 1st Half 6-12 .500, 2nd Half 5-9 .556, Game 11-21 .524; FT%: 1st Half 2-3 .667, 2nd Half 9-13 .692, Game 11-16 .688; Deadball Rebounds: 3.

SCORE BY PERIODS	1	2	F
Creighton	25	44	--
Auburn	40	32	--

OFFICIALS--Donnee Gray, Reggie Greenwood, Andy Rios
 TECHNICAL FOULS--None
 ATTENDANCE--20,013



Mamadou N'diaye recorded a double-double with 15 points and 11 rebounds and had the game-saving block to lead seventh-seeded Auburn a 72-69 victory over 10th-seeded Creighton in the NCAA Tournament First Round.

#6 Iowa State 79, #22 Auburn 60

March 18, 2000

NCAA Midwest Regional Second Round

Hubert H. Humphrey Metrodome • Minneapolis, Minn.

Auburn	FG	3FG	FT	R	F	TP	M	A	T	B	S
Mack McGadney, F	4-10	0-2	0-0	6	5	8	24	0	1	0	0
Mamadou N'diaye, C	4-7	0-0	1-3	3	4	9	34	0	1	2	1
Jay Heard, G	2-6	0-2	0-1	1	2	4	16	1	0	0	0
Daymeon Fishback, G	3-9	2-8	0-0	6	3	8	31	3	2	0	0
Doc Robinson, G	5-18	2-8	0-0	3	1	12	33	2	2	0	0
Marquis Daniels	5-7	1-1	1-1	7	4	12	30	0	1	0	2
Scott Pohlman	1-5	1-3	0-0	1	2	3	23	3	1	0	0
Reggie Sharp	0-0	0-0	0-0	0	0	0	6	2	1	0	0
Jamison Brewer	0-1	0-0	4-5	0	0	4	3	0	1	0	0
Team				4					1		
Totals	24-63	6-24	6-10	31	21	60	200	11	11	2	3


FG%: 1st Half 14-27 .519, 2nd Half 10-36 .278, Game 24-63 .381; 3FG%: 1st Half 3-9 .333, 2nd Half 3-15 .200, Game 6-24 .250; FT%: 1st Half 2-4 .500, 2nd Half 4-6 .667, Game 6-10 .600; Deadball Rebounds: 0.

Iowa State	FG	3FG	FT	R	F	TP	M	A	T	B	S
Stevie Johnson, F	6-8	1-1	8-11	8	4	21	34	1	0	1	0
Marcus Fizer, F	7-17	0-3	8-9	12	3	22	38	1	2	0	0
Kantrail Horton, G	1-3	0-2	0-0	2	1	2	37	4	1	0	0
Jamaal Tinsley, G	3-10	2-4	4-6	4	3	12	38	7	4	2	3
Michael Nurse, G	4-5	1-2	5-5	5	3	14	37	2	2	0	1
Martin Rancik	1-1	0-0	0-0	2	1	2	4	0	0	0	0
Brandon Hawkins	1-2	0-1	0-0	2	0	2	8	1	1	0	1
Richard Evans	2-2	0-0	0-0	2	0	4	4	0	0	0	0
Team				1					1		
Totals	25-48	4-13	25-31	38	15	79	200	16	11	3	5

FG%: 1st Half 11-24 .458, 2nd Half 14-24 .583, Game 25-48 .521; 3FG%: 1st Half 1-5 .200, 2nd Half 3-8 .375, Game 4-13 .308; FT%: 1st Half 9-10 .900, 2nd Half 16-21 .762, Game 25-31 .806; Deadball Rebounds: 3.

SCORE BY PERIODS	1	2	F
Auburn	33	27	--
Iowa State	32	47	--

OFFICIALS--Mike Sanzere, Bob Donato, Donnee Gray
 TECHNICAL FOULS--None
 ATTENDANCE--26,328



Freshman Marquis Daniels came off the bench to total 10 points and 4 rebounds in the first half, but seventh-seeded Auburn fell to second-seeded and sixth-ranked Iowa State 79-60 in the NCAA Tournament Second Round before a pro-Cyclone crowd of 26,328.

Auburn 65, Saint Joseph's 63 (ot)

March 21, 2003

NCAA East Regional First Round

St. Pete Times Forum • Tampa, Fla.

Auburn	FG	3FG	FT	R	F	TP	M	A	T	B	S
Marquis Daniels, F	10-19	3-4	2-4	8	1	25	42	4	1	0	2
Marco Killingsworth, F	7-15	0-2	1-1	7	1	15	36	1	4	0	1
Kyle Davis, C	3-5	0-0	1-2	9	3	7	33	1	4	4	0
Derrick Bird, G	3-8	2-6	3-4	1	4	11	37	0	4	1	0
Lewis Monroe, G	0-4	0-2	0-0	4	2	0	41	4	1	0	0
Brandon Robinson	0-1	0-0	1-2	4	3	1	0	1	0	0	1
Nathan Watson	2-5	2-4	0-0	2	1	6	13	0	0	0	0
Donny Calton	0-0	0-0	0-0	0	1	0	0+	0	0	0	0
Chris Lollar	0-0	0-0	0-0	0	0	0	2	1	0	0	0
Team				3							
Totals	25-57	7-18	8-13	38	16	65	225	11	15	5	4


FG%: 1st Half 13-30 .433, 2nd Half 9-21 .429, OT 3-6 .500, Game 25-57 .439; 3FG%: 1st Half 4-11 .364, 2nd Half 3-7 .429, OT 0-0 .000, Game 7-18 .389; FT%: 1st Half 2-4 .500, 2nd Half 4-6 .667, OT 2-3 .667, Game 8-13 .615; Deadball Rebounds: 2.

Saint Joseph's	FG	3FG	FT	R	F	TP	M	A	T	B	S
Pat Carroll, F	0-5	0-5	0-0	1	1	0	22	1	1	0	1
Dave Mallon, F	1-3	1-2	0-0	1	0	3	9	1	0	0	0
Alexandre Sazanov, C	2-4	0-0	3-4	4	3	7	13	0	3	0	0
Tyrone Barley, G	0-4	0-2	0-0	3	4	0	34	6	2	0	3
Jameer Nelson, G	11-22	3-7	7-8	9	2	32	45	1	0	0	1
Chris Cologer	0-0	0-0	0-0	3	0	0	9	0	0	0	0
Dwayne Lee	0-0	0-0	0-0	0	0	0	0+	0	0	0	0
Chet Stachitas	0-1	0-1	0-0	0	0	0	2	0	0	0	0
Delonte West	3-13	2-7	2-2	3	3	10	33	2	2	0	2
Dwayne Jones	4-5	0-0	1-2	6	1	9	32	0	0	4	0
John Bryant	1-2	0-0	0-0	2	5	2	26	0	3	0	1
Team				4					1		
Totals	22-59	6-24	13-16	36	19	63	225	11	12	4	8

FG%: 1st Half 7-24 .292, 2nd Half 13-30 .433, OT 2-5 .400, Game 22-59 .373; 3FG%: 1st Half 2-10 .200, 2nd Half 2-10 .200, OT 2-4 .500, Game 6-24 .250; FT%: 1st Half 3-4 .750, 2nd Half 10-12 .833, OT 0-0 .000, Game 13-16 .813; Deadball Rebounds: 1.

SCORE BY PERIODS	1	2	OT	F
Auburn	32	25	8	--
Saint Joseph's	19	38	6	--

OFFICIALS--Steve Welmer, Curtis Shaw, Rick Hartzell
 TECHNICAL FOULS--None
 ATTENDANCE--17,024



Marquis Daniels had 25 points and eight rebounds to lead No. 10 seeded Auburn to a 65-63 overtime victory over No. 7 seeded Saint Joseph's. He scored eight of the Tigers' final 11 points, drilling a 23-foot 3-pointer well beyond the top of the key with :05 left in regulation to give Auburn a 57-55 lead. Daniels also made a reverse layup, was fouled and made the free throw in OT for a 64-63 AU lead with :44 left.

Auburn 68, #8 Wake Forest 62
March 23, 2003
NCAA East Regional Second Round
St. Pete Times Forum • Tampa, Fla.

Auburn	FG	3FG	FT	R	F	TP	M	A	T	B	S
Marquis Daniels, F	7-15	0-4	4-7	4	4	18	26	1	4	0	3
Marco Killingsworth, F	4-10	0-1	3-4	8	2	11	32	3	4	0	1
Kyle Davis, C	1-3	0-0	0-0	4	2	2	26	1	2	4	1
Derrick Bird, G	3-10	1-6	2-2	2	3	9	33	1	0	0	0
Lewis Monroe, G	2-6	2-5	6-6	1	2	12	37	3	3	0	3
Brandon Robinson	5-9	0-1	1-1	3	4	11	22	0	1	2	0
Nathan Watson	2-3	1-2	0-0	6	1	5	21	2	0	0	1
Chris Lollar	0-0	0-0	0-0	0	0	0	3	0	0	0	0
Team				5							
Totals	24-56	4-19	16-20	33	18	68	200	11	14	6	9


FG%: 1st Half 14-31 .452, 2nd Half 10-25 .400, Game 24-56 .429; 3FG%: 1st Half 3-10 .300, 2nd Half 1-9 .111, Game 4-19 .211; FT%: 1st Half 3-4 .750, 2nd Half 13-16 .813, Game 16-20 .800; Deadball Rebounds: 1.

Wake Forest	FG	3FG	FT	R	F	TP	M	A	T	B	S
Jamaal Levy, F	1-4	0-1	1-2	7	5	3	34	1	2	3	0
Vytas Danielius, F	1-6	0-4	2-3	7	3	4	36	1	2	1	1
Eric Williams, C	1-4	0-0	2-2	0	4	4	10	0	1	0	1
Taron Downey, G	3-6	3-5	0-0	4	2	9	36	1	4	0	1
Josh Howard, G	4-10	0-3	6-6	8	4	14	34	1	7	3	4
Chris Ellis	0-0	0-0	0-0	0	1	0	8	0	0	0	0
Justin Gray	8-15	5-9	5-6	4	2	26	30	1	0	0	0
Richard Joyce	0-0	0-0	0-0	0	0	0	0+	0	0	0	0
Steve Lepore	0-1	0-1	0-0	0	1	0	1	0	0	0	0
Trent Strickland	0-3	0-0	2-2	1	1	2	11	0	1	0	0
Team				4					1		
Totals	18-49	8-23	18-21	35	23	62	200	5	18	7	7

FG%: 1st Half 11-23 .478, 2nd Half 7-26 .269, Game 18-49 .367; 3FG%: 1st Half 5-11 .455, 2nd Half 3-12 .250, Game 8-23 .348; FT%: 1st Half 11-12 .917, 2nd Half 7-9 .778, Game 18-21 .857; Deadball Rebounds: 1.

SCORE BY PERIODS	1	2	F
Auburn	34	34	--
Wake Forest	38	24	--

OFFICIALS--Tony Greene, Steve Welmer, Ted Hillary
 TECHNICAL FOULS--None
 ATTENDANCE--21,304 (c)



Derrick Bird scored nine points in No. 10 seeded Auburn's 68-62 victory over ACC Champion and No. 2 seeded Wake Forest. Bird held National Player of the Year Josh Howard to 14 points, six below his average, and forced Howard into a game-high seven turnovers.

#12 Syracuse 79, Auburn 78
March 28, 2003
NCAA East Regional Sweet 16
Pepsi Arena • Albany, N.Y.

Auburn	FG	3FG	FT	R	F	TP	M	A	T	B	S
Marquis Daniels, F	12-21	0-1	3-4	9	3	27	38	4	4	0	2
Marco Killingsworth, F	0-3	0-0	2-2	5	3	2	18	0	3	0	0
Kyle Davis, C	1-6	0-0	0-0	6	4	2	20	0	2	4	0
Derrick Bird, G	3-10	3-9	2-2	4	2	11	38	5	1	0	0
Lewis Monroe, G	4-7	3-5	1-2	2	4	12	35	1	0	0	0
Troy Gaines	0-0	0-0	0-0	0	0	0	0+	1	0	0	0
Brandon Robinson	2-8	0-0	4-4	9	0	8	20	2	4	0	1
Nathan Watson	5-8	4-7	2-2	1	3	16	29	2	1	0	2
Rodney Tucker	0-0	0-0	0-0	0	0	0	2	0	1	1	0
Team				4							
Totals	27-63	10-22	14-17	40	19	78	200	15	17	5	5


FG%: 1st Half 9-30 .300, 2nd Half 18-33 .545, Game 27-63 .429; 3FG%: 1st Half 3-7 .429, 2nd Half 7-15 .467, Game 10-22 .455; FT%: 1st Half 6-7 .857, 2nd Half 8-10 .800, Game 14-17 .824; Deadball Rebounds: 2.

Syracuse	FG	3FG	FT	R	F	TP	M	A	T	B	S
Hakim Warrick, F	6-12	0-0	3-4	4	5	15	25	1	2	0	3
Carmelo Anthony, F	7-17	2-4	2-3	8	2	18	34	3	2	1	2
Craig Forth, C	0-1	0-0	0-0	1	2	0	12	1	0	2	1
Kueth Duany, G	3-9	2-6	4-4	5	0	12	26	0	1	0	1
Gerry McNamara, G	2-6	1-4	4-5	2	2	9	37	3	0	0	0
Billy Edelin	1-2	0-0	3-4	6	2	5	17	4	3	0	1
Jeremy McNeil	3-6	0-0	0-0	7	3	6	27	0	2	4	0
Josh Pace	7-13	0-0	0-1	2	1	14	12	2	0	0	1
Team				1							
Totals	29-66	5-14	16-21	36	17	79	200	14	10	7	9

FG%: 1st Half 14-34 .412, 2nd Half 15-32 .469, Game 29-66 .439; 3FG%: 1st Half 3-9 .333, 2nd Half 2-5 .400, Game 5-14 .357; FT%: 1st Half 6-6 1.000, 2nd Half 10-15 .667, Game 16-21 .762; Deadball Rebounds: 3.

SCORE BY PERIODS	1	2	F
Auburn	27	51	--
Syracuse	37	42	--

OFFICIALS--John Clougherty, John Higgins, Rick Hartzell
 TECHNICAL FOULS--None
 ATTENDANCE--15,093 (c)



Marquis Daniels put on a show in No. 10-seeded Auburn's 79-78 heartbreaking loss to eventual National Champion and No. 3 seeded Syracuse before a raucous sold out Orangemen crowd in Albany, N.Y. He had game-highs of 27 points and nine rebounds in his last game as a Tiger. Daniels had 17 second-half points against Syracuse's vaunted 2-3 zone as Auburn came back from 17 points down.

National Invitation Tournament

Results

1993

NIT First Round at the Littlejohn Coliseum in Clemson, S.C.
March 18—Clemson 84, Auburn 72

1995

NIT First Round at Beard-Eaves-Memorial Coliseum in Auburn, Ala.
March 15—Marquette 68, Auburn 61

1996

NIT First Round at Beard-Eaves-Memorial Coliseum in Auburn, Ala.
March 13—Tulane 87, Auburn 73 (ot)

1998

NIT First Round at Beard-Eaves-Memorial Coliseum in Auburn, Ala.
March 11—Auburn 77, Southern Miss 62

NIT Second Round at the Bradley Center in Milwaukee, Wis.
March 16—Marquette 75, Auburn 60 (ot)

2001

NIT First Round at Beard-Eaves-Memorial Coliseum in Auburn, Ala.
March 14—Auburn 60, Miami, Fla. 58

NIT Second Round at Mackey Arena in West Lafayette, Ind.
March 20—Purdue 79, Auburn 61

2009

NIT First Round at Beard-Eaves-Memorial Coliseum in Auburn, Ala.
March 18—Auburn 87, UT Martin 82

NIT Second Round at Beard-Eaves-Memorial Coliseum in Auburn, Ala.
March 20—Auburn 74, Tulsa 55

NIT Third Round at Beard-Eaves-Memorial Coliseum in Auburn, Ala.
March 24—Baylor 74, Auburn 72

NIT TOTALS:-Won 4, Lost 6 (.400)

Records

Individual Single Game

Points—28, Wesley Person (1993 at Clemson)
Field Goals—11, Wesley Person (1993 at Clemson)
Field Goals Attempted—22, Wesley Person (1993 at Clemson)
3-Pointers Made—6, Wesley Person (1993 at Clemson)
3-Pointers Attempted—13, Wesley Person (1993 at Clemson)
3-Point Pct.—.600, Scott Pohlman (3-5, 1998 vs. Southern Miss)
.600, Rasheem Barrett (3-5, 2009 vs. Baylor)
Free Throws—6, DeWayne Reed (2009 vs. UT Martin)
6, Quantez Robertson (2009 vs. Tulsa)
Free Throws Att.—10, DeWayne Reed (2009 vs. UT Martin)
Rebounds—13, Korvotney Barber (2009 vs. Baylor)
Assists—7, Jamison Brewer (2001 vs. Miami, Fla.)
Blocks—13, Kyle Davis (2001 vs. Miami, Fla.)*NIT record

Team Single Game

Points—87 (2009 vs. UT Martin)
Field Goals—32 (1993 at Clemson)
Field Goals Attempted—80 (1993 at Clemson)
Field Goal Percentage—.456 (26-57, 2009 vs. Southern Miss)
3-Pointers Made—14 (2009 vs. UT Martin)
3-Pointers Attempted—37 (1993 at Clemson)
3-Point Percentage—.483 (14-29, 2009 vs. UT Martin)
Free Throws—17 (1996 vs. Tulane)
Free Throws Attempted—35 (2009 vs. UT Martin)
Free Throw Percentage—.714 (1998 vs. Southern Miss)
Rebounds—43 (2009 vs. Tulsa)
Fouls—19 ('95 vs. Marquette)/('98 at Marquette)/('01 at Purdue)

Opponent Individual Single Game

Points—33, Lester Hudson (2209 for UT Martin)
Field Goals—12, Lester Hudson (2009 for UT Martin)
Field Goals Attempted—25, Jerald Honeycutt (1996 for Tulane)
3-Pointers Made—6, Lester Hudson (2009 for UT Martin)
3-Pointers Attempted—17, Lester Hudson (2009 for UT Martin)
3-Point Pct.—.714, Aaron Hutchins (5-7, 1995 for Marquette)
Free Throws—6, LeVeldro Simmons (1996 for Tulane)
Free Throws Attempted—7, LeVeldro Simmons (1996 for Tulane)
Rebounds—15, James Jones (2001 for Miami, Fla.)

Assists—10, Tony Miller (1995 for Marquette)

Opponent Team Single Game

Points—87 (1996 by Tulane)
Field Goals—34 (1996 by Tulane)
Field Goals Attempted—70 (1996 by Tulane)
Field Goal Percentage—.524 (33-63, 1993 by Clemson)
3-Pointers—11 (2009 by UT Martin)
3-Pointers Attempted—31 (2009 by UT Martin)
3-Point Percentage—.474 (9-19, 1995 by Marquette)
Free Throws—19 (2001 by Purdue)
Free Throws Attempted—30 (1998 at Marquette)
Free Throw Percentage—.842 (23-30, 1998 at Marquette)
Rebounds—45 (2009 by Tulsa)
Fouls—23 (2009 by Tulsa)

Box Scores

Clemson 84, Auburn 72

March 18, 1993

NIT First Round

Littlejohn Coliseum • Clemson, SC

Auburn	FG-FGA	FT-FTA	REB	PF	TP	MIN	A	TO	BLK	S
Wesley Person	11-22	0-1	3	3	28	37	1	3	0	1
Aubrey Wiley	6-7	0-0	11	5	12	27	1	2	1	3
Aaron Swinson	4-8	0-0	4	1	8	23	1	1	0	1
Reggie Gallon	6-14	0-0	3	4	14	37	3	2	0	1
Ronnie Battle	3-18	0-2	3	0	6	36	5	5	0	2
Mark Hutton	2-8	0-0	8	1	4	30	0	1	3	3
Lance Weems	0-2	0-0	1	1	0	6	2	0	0	1
Rod Joyce	0-1	0-0	3	0	0	4	0	2	0	0
Totals	32-80	0-3	39	15	72	200	13	16	4	12

Three-Point Field Goals: Person 6-13, Gallon 2-8, Battle 0-12, Hutton 0-2, Weems 0-2.

FG%: 1st Half 16-37 .432, 2nd Half 16-43 .372, Game 32-80 .400; 3-Point FG%: 1st Half 3-14 .214, 2nd Half 5-23 .217, Game 8-37 .216; FT%: 1st Half 0-1 .000, 2nd Half 0-2 .000, Game 0-3 .000. Team Rebounds: 3; Deadball Rebounds: 3.

Clemson	FG-FGA	FT-FTA	REB	PF	TP	MIN	A	TO	BLK	S
Andre Bovain	8-15	2-3	13	1	21	35	2	5	0	2
Devin Gray	11-17	1-1	9	0	23	36	2	1	1	1
Sharone Wright	4-10	2-4	6	2	10	36	1	5	5	1
Bruce Martin	4-7	0-0	7	0	11	30	1	2	1	2
Chris Whitney	4-9	4-5	4	2	15	36	9	6	0	3
Wayne Buckingham	2-4	0-1	0	0	4	7	0	0	1	3
Lou Richie	0-1	0-0	1	4	0	18	5	3	0	3
Jeff Brown	0-0	0-0	0	4	0	1	0	1	0	0
Frank Tomera	0-0	0-0	0	0	0	1	0	0	0	0
Totals	33-63	9-14	43	9	84	200	20	23	8	15

Three-Point Field Goals: Bovain 3-7, Gray 0-1, Martin 3-6, Whitney 3-6.

FG%: 1st Half 21-35 .600, 2nd Half 12-28 .429, Game 33-63 .524; 3-Point FG%: 1st Half 6-12 .500, 2nd Half 3-8 .375, Game 9-20 .450; FT%: 1st Half 3-4 .750, 2nd Half 6-10 .600, Game 9-14 .643; Team Rebounds: 3; Deadball Rebounds: 1.

SCORE BY PERIODS	1	2	F
Auburn	35	37	—
Clemson	51	33	—

OFFICIALS—Ron Foxcroft, Michael Kitts, John Hughes

TECHNICAL FOULS—None

ATTENDANCE—9,500

Marquette 68, Auburn 61
March 15, 1995
NIT First Round
Beard-Eaves-Memorial Coliseum
Auburn, Ala.

Marquette	FG	3FG	FT	R	F	TP	A	T	B	S	M
Faisal Abraham	2-5	0-0	0-0	4	2	5	0	2	1	0	17
Roney Eford	0-3	0-2	0-0	2	2	0	4	1	0	1	24
Amal McCaskill	4-10	0-0	0-0	11	2	10	2	0	3	1	34
Anthony Pieper	3-6	2-4	4-6	4	1	12	1	0	0	0	31
Tony Miller	2-6	0-2	5-7	6	2	9	10	4	0	3	38
Chris Crawford	4-6	2-3	0-1	3	3	10	2	2	0	0	20
Aaron Hutchins	7-9	5-7	1-2	2	1	20	0	1	0	2	17
Abel Joseph	1-2	0-0	0-0	0	0	2	0	0	0	0	6
William Gates	0-0	0-0	0-0	1	1	0	0	1	0	0	8
Dwaine Streater	0-1	0-0	0-0	0	0	0	0	1	0	0	2
Zack McCall	0-1	0-1	0-0	1	0	0	0	0	0	0	3
Richard Shaw	0-0	0-0	0-0	0	0	0	0	0	0	0	0
Team											1
Totals	23-49	9-19	13-20	36	14	68	19	12	4	7	200


FG%: 1st Half 13-25 .520, 2nd Half 10-24 .417, Game 23-49 .469;
 3-Point FG%: 1st Half 6-12 .500, 2nd Half 3-7 .429, Game 9-19
 .474; FT%: 1st Half 3-5 .600, 2nd Half 10-15 .667, Game 13-20
 .650. Team Rebounds: 1; Deadball Rebounds: 4.

Auburn	FG	3FG	FT	R	F	TP	A	T	B	S	M
Kevin Galloway	0-0	0-0	0-0	0	1	0	0	0	0	0	3
Chris Davis	6-9	0-0	4-9	8	2	16	1	3	1	0	28
Pat Burke	3-8	0-1	0-0	2	0	6	2	3	2	1	32
Wes Flanigan	2-10	0-2	4-5	7	3	8	3	1	1	0	34
Moochie Norris	4-10	1-5	0-0	2	4	9	6	1	0	1	31
Ray Donald	2-4	2-3	0-0	5	3	6	2	0	0	1	27
Lance Weems	6-15	4-11	0-0	5	4	16	2	1	0	2	28
Franklin Williams	0-2	0-0	0-0	2	3	0	0	2	1	1	17
Jim Costner	0-0	0-0	0-0	0	0	0	0	1	0	0	3
Team											1
Totals	23-58	7-22	8-14	32	19	61	16	12	5	6	200

FG%: 1st Half 14-31 .452, 2nd Half 9-27 .333, Game 23-58 .397;
 3-Point FG%: 1st Half 4-11 .364, 2nd Half 3-11 .273, Game 7-22
 .318; FT%: 1st Half 5-8 .625, 2nd Half 3-6 .500, Game 8-14 .571;
 Deadball Rebounds: 2.

SCORE BY PERIODS	1	2	F	
Marquette	35	33	--	68
Auburn	37	24	--	61

OFFICIALS--Hal Lusk, Steven Pyatt, Eddie Jackson
 TECHNICAL FOULS--Amal McCaskill
 ATTENDANCE--9,359



Moochie Norris dished out a team-high six assists in Auburn's NIT first round game vs. Marquette.

Tulane 87, Auburn 73 (ot)
March 13, 1996
NIT First Round
Beard-Eaves-Memorial Coliseum
Auburn, Ala.

Tulane	FG	3FG	FT	R	F	TP	A	T	B	S	M
Correy Childs, F	2-3	0-0	3-4	3	3	7	4	2	0	3	30
Jerald Honeycutt, F	10-25	2-9	2-2	9	2	24	5	1	2	0	40
Lawrence Nelson, C	1-3	0-0	0-2	2	4	2	3	0	0	0	20
LeVeldro Simmons, G	8-18	4-8	6-7	6	2	26	5	4	0	4	41
Chris Cameron, G	6-8	1-1	0-0	11	2	13	3	2	1	2	41
Rayshard Allen	5-7	0-0	0-1	6	0	10	2	2	0	3	24
Shun Sheffield	0-1	0-0	0-0	1	0	0	0	0	0	0	7
Patrick Lewis	0-3	0-2	0-0	1	1	0	2	2	0	0	12
Keith Harris	2-2	1-1	0-0	1	1	0	0	2	0	1	1
Team											3
Totals	34-70	8-21	11-16	42	16	87	24	15	3	13	225


FG%: 1st Half 16-32 .500, 2nd Half 18-38 .474, Game 34-70
 .486; 3FG%: 1st Half 6-11 .545, 2nd Half 2-10 .200, Game 8-21
 .381; FT%: 1st Half 4-4 1.000, 2nd Half 7-12 .583, Game 11-16
 .688; Deadball Rebounds: 5.

Auburn	FG	3FG	FT	R	F	TP	A	T	B	S	M
Bryant Smith, G	1-3	0-2	1-2	4	1	3	0	1	0	0	11
Franklin Williams, F	3-7	2-5	2-2	1	0	10	0	5	0	1	21
Pat Burke, C	1-5	1-2	3-5	8	4	6	2	2	2	0	35
Lance Weems, G	6-13	5-9	2-2	5	4	19	2	2	0	2	35
Wes Flanigan, G	1-11	0-1	3-6	4	2	5	6	4	0	4	41
Alvin Jefferson	7-10	0-0	4-5	7	2	18	0	2	0	1	32
Derek Caldwell	0-5	0-3	2-2	2	0	2	2	0	0	0	13
Ray Donald	2-7	2-6	0-0	3	0	6	2	2	0	1	26
Adrian Chilliest	2-3	0-1	0-0	1	2	4	1	0	0	0	11
Team											3
Totals	23-64	10-29	17-24	38	15	73	15	18	2	9	225

FG%: 1st Half 9-29 .310, 2nd Half 14-35 .400, Game 23-64 .359;
 3FG%: 1st Half 2-12 .167, 2nd Half 8-17 .471, Game 10-29 .345;
 FT%: 1st Half 8-11 .727, 2nd Half 9-13 .692, Game 17-24 .708;
 Deadball Rebounds: 4.

SCORE BY PERIODS	1	2	OT	F	
Tulane	42	29	16	--	87
Auburn	28	43	2	--	73

OFFICIALS--Michael Constable, Reginald Cofer, Frankie Borddax
 TECHNICAL FOULS--None
 ATTENDANCE--5,163



Wes Flanigan had a game-high six assists and four steals in Auburn's 87-73 overtime loss to Tulane in the 1996 NIT First Round at Beard-Eaves-Memorial Coliseum.

Auburn 77, Southern Miss 62
March 11, 1998
NIT First Round
Beard-Eaves-Memorial Coliseum
Auburn, Ala.

Southern Miss	FG	3FG	FT	R	F	TP	A	T	B	S	M
Rod Agee, F	5-10	2-4	2-2	5	4	14	5	2	0	1	32
Kelly McCarty, F	7-14	0-2	2-2	6	3	16	0	3	1	0	38
Pedro Phillips, C	4-8	2-5	0-0	2	4	10	4	4	0	0	24
Mel Cauthen, G	5-9	0-0	0-1	4	1	10	5	4	0	2	35
Jimmie Floyd, G	1-3	0-0	0-0	2	2	2	2	2	1	1	33
Kevin Winn	0-0	0-0	0-0	0	1	0	0	1	0	0	6
Arthur Stapleton	1-5	0-2	3-4	4	1	5	4	0	2	0	19
Robert Lewis	1-1	1-1	0-0	0	0	3	0	0	0	0	1
Vandarel Jones	1-3	0-0	0-0	1	4	2	0	3	2	0	12
Team											4
Totals	25-53	5-14	7-9	28	20	62	20	21	4	6	200


FG%: 1st Half 14-25 .560, 2nd Half 11-28 .393, Game 25-53
 .472; 3FG%: 1st Half 2-4 .500, 2nd Half 3-10 .300, Game 5-14
 .357; FT%: 1st Half 6-6 1.000, 2nd Half 1-3 .333, Game 7-9 .778;
 Deadball Rebounds: 5.

Auburn	FG	3FG	FT	R	F	TP	A	T	B	S	M
Bryant Smith, F	4-12	0-1	1-2	4	4	9	4	2	0	5	35
Adrian Chilliest, F	1-4	0-0	1-2	12	3	3	2	1	0	0	24
Mamadou N'diaye, C	8-11	0-0	3-4	5	4	19	2	2	2	0	29
Scott Pohlman, G	5-9	3-5	1-2	2	0	14	1	0	0	3	29
Doc Robinson, G	4-14	1-4	4-5	2	13	6	4	0	0	3	34
Clifton Robinson	0-0	0-0	0-0	0	0	0	0	0	0	0	1
Daymeon Fishback	2-7	1-5	2-2	7	1	7	3	2	1	0	24
Dudley Smith	0-0	0-0	0-0	0	0	0	0	0	0	0	1
Kendell Mack	0-0	0-0	0-0	0	0	0	0	0	0	0	3
John Gomillion	0-0	0-0	0-0	0	0	0	0	0	0	0	1
Franklin Williams	4-10	1-6	3-4	3	2	12	0	2	0	0	19
Team											3
Totals	28-67	6-21	15-21	38	16	77	18	13	3	11	200

FG%: 1st Half 12-30 .400, 2nd Half 16-37 .432, Game 28-67
 .418; 3FG%: 1st Half 4-13 .308, 2nd Half 2-8 .250, Game 6-21
 .286; FT%: 1st Half 6-8 .750, 2nd Half 9-13 .692, Game 15-21
 .714; Deadball Rebounds: 4.

SCORE BY PERIODS	1	2	F	
Southern Miss	36	26	--	62
Auburn	34	43	--	77

OFFICIALS--Jackie Loube, Kevin Quirk, George Harry
 TECHNICAL FOULS--None
 ATTENDANCE--5,191



Mamadou N'diaye, playing two days after his father passed away, scored a career-high 19 points to pace Auburn to a 77-62 victory over Southern Miss in the NIT first round. It was the Tigers' first postseason win in a decade.

Marquette 75, Auburn 60 (ot)
March 16, 1998
NIT Second Round
Bradley Center
Milwaukee, Wis.

Auburn	FG	3FG	FT	R	F	TP	A	T	B	S	M
Bryant Smith, F	3-5	1-3	3-5	3	0	10	3	3	0	3	41
Adrian Chilliest, F	1-2	0-0	1-2	7	4	3	0	3	0	0	20
Mamadou N'diaye, C	2-5	0-0	3-5	5	4	7	0	2	4	0	28
Scott Pohlman, G	7-14	3-9	2-2	4	2	19	0	1	0	1	37
Daymeon Fishback, G	3-12	0-4	0-0	4	3	6	5	0	1	2	37
Clifton Robinson	2-3	1-1	2-2	1	0	7	1	0	0	0	6
Kendell Mack	0-0	0-0	0-0	0	0	0	0	0	0	0	3
Franklin Williams	1-3	0-2	0-0	2	3	2	1	2	0	0	19
Doc Robinson	3-13	0-5	0-0	2	3	6	4	4	0	0	34
Team	2										
Totals	22-57	5-24	11-16	30	19	60	14	16	5	6	225


FG%: 1st Half 15-30 .500, 2nd Half 7-27 .259, Game 22-57 .386;
 3FG%: 1st Half 2-6 .333, 2nd Half 3-18 .167, Game 5-24 .208;
 FT%: 1st Half 3-4 .750, 2nd Half 8-12 .667, Game 11-16 .688;
 Deadball Rebounds: 8.

Marquette	FG	3FG	FT	R	F	TP	A	T	B	S	M
Mike Bargen, F	3-7	1-4	3-4	6	5	10	0	2	1	0	34
Richard Shaw, F	2-5	0-0	3-4	8	1	7	0	2	1	0	30
Jarrod Lovette, C	7-12	1-3	3-4	5	1	18	0	2	0	2	36
Aaron Hutchins, G	3-11	1-6	1-2	5	3	8	8	3	0	0	38
Brian Wardle, G	3-11	2-3	4-5	5	2	12	4	1	1	1	32
John Cliff	2-3	1-2	2-3	2	1	7	0	1	0	0	15
Marcus West	1-2	0-1	4-4	2	0	6	2	1	0	1	23
Abel Joseph	1-1	0-0	2-2	1	1	4	1	0	1	0	10
John Mueller	0-0	0-0	0-0	0	0	0	0	0	0	0	1
Greg Clausen	1-2	0-0	1-2	1	0	3	0	0	0	0	6
Team	1										
Totals	23-54	6-19	23-30	36	14	75	15	12	4	4	225

FG%: 1st Half 10-21 .476, 2nd Half 13-33 .394, Game 23-54 .426;
 3FG%: 1st Half 3-6 .500, 2nd Half 3-13 .231, Game 6-19 .316;
 FT%: 1st Half 7-11 .636, 2nd Half 16-19 .842, Game 23-30 .767;
 Team Rebounds: 1; Deadball Rebounds: 4.

SCORE BY PERIODS	1	2	OT	F
Auburn	35	25	0	60
Marquette	30	30	15	75

OFFICIALS--Steve Skiles, Tom Grzynski, Norm Nelson
 TECHNICAL FOULS--None
 ATTENDANCE--8,692



Freshman Scott Pohlman scored a game-high 19 points in Auburn's second round NIT game at Marquette. The Golden Eagles nailed a 3-pointer with :04 left in regulation to send the game into overtime, and then scored all 15 points in extra time to take a 75-60 win.

Auburn 60, Miami (Fla.) 58
March 14, 2001
NIT First Round
Beard-Eaves-Memorial Coliseum
Auburn, Ala.

Miami, Fla.	FG	3FG	FT	R	F	TP	A	T	B	S	M
Darius Rice, F	5-15	1-8	3-3	4	2	14	3	1	0	0	34
James Jones, F	7-13	2-5	4-6	15	2	20	0	2	2	1	36
Dwayne Wimbley, C	1-7	0-0	1-3	4	4	3	0	5	1	1	25
Michael Simmons, G	0-0	0-0	0-0	1	3	0	5	1	0	0	20
John Salmons, G	6-13	2-2	0-0	2	1	14	3	4	0	6	35
Leroy Hurd	2-6	0-1	1-2	2	2	5	1	1	0	2	18
Joe Gordon	1-6	0-3	0-0	8	2	2	2	2	0	0	19
Marcus Barnes	0-2	0-2	0-0	0	1	0	1	1	0	1	13
Team	4										
Totals	22-62	5-21	9-14	40	17	58	15	17	3	11	200

FG%: 1st Half 16-34 .471, 2nd Half 6-28 .214, Game 22-62 .355;
 3-Point FG%: 1st Half 5-14 .357, 2nd Half 0-7 .000, Game 5-21 .238; FT%: 1st Half 4-7 .571, 2nd Half 5-7 .714, Game 9-14 .643;
 Deadball Rebounds: 3.

Auburn	FG	3FG	FT	R	F	TP	A	T	B	S	M
Abdou Diame, F	6-9	0-0	1-1	4	3	13	0	0	1	0	24
Kyle Davis, C	2-6	0-0	3-4	8	4	7	0	2	13	1	33
Jamison Brewer, G	2-6	0-3	0-0	6	1	4	7	4	0	2	37
Scott Pohlman, G	2-7	0-3	0-0	1	1	4	1	2	1	2	17
Adam Harrington, G	3-5	2-3	1-1	2	1	9	1	5	0	1	20
Marquis Daniels	5-14	1-2	4-6	8	2	15	2	2	0	2	32
Reggie Sharp	1-3	0-1	0-0	1	1	2	2	1	0	1	11
Marin Bota	0-0	0-0	0-0	1	0	0	0	2	0	0	2
Lincoln Glass	4-12	2-7	2-4	1	0	14	17	1	0	0	0
Team	1										
Totals	19-62	5-19	21-29	38	25	66	14	16	15	8	200

FG%: 1st Half 13-29 .448, 2nd Half 10-28 .357, Game 23-57 .404; 3-Point FG%: 1st Half 2-8 .250, 2nd Half 3-11 .273, Game 5-19 .263; FT%: 1st Half 3-4 .750, 2nd Half 6-8 .750, Game 9-12 .750; Team Rebounds: 1; Deadball Rebounds: 2.

SCORE BY PERIODS	1	2	F
Miami, Fla.	41	17	58
Auburn	31	29	60

OFFICIALS--Bob Donato, Olandis Poole, Mike Eades
 TECHNICAL FOULS--None
 ATTENDANCE--5,249



Freshman Kyle Davis had a NIT and Auburn record 13 blocked shots vs. Miami, one shy of the NCAA record.

Purdue 79, Auburn 61
March 20, 2001
NIT Second Round
Mackey Arena
West Lafayette, Ind.

Auburn	FG	3FG	FT	R	F	TP	A	T	B	S	M
Abdou Diame, F	2-7	0-0	0-1	3	2	4	1	1	1	1	23
Kyle Davis, C	7-10	0-0	5-5	9	3	19	0	2	4	2	32
Marquis Daniels, G	5-12	1-2	3-3	7	5	14	0	5	1	3	35
Jamison Brewer, G	2-4	0-0	0-0	3	1	4	2	3	0	2	27
Lincoln Glass, G	1-8	0-6	0-0	3	1	2	6	1	0	2	23
Scott Pohlman	7-17	3-8	1-3	7	2	18	2	1	0	1	33
Reggie Sharp	0-5	0-3	0-0	1	0	0	3	1	0	1	15
Adam Harrington	0-4	0-2	0-0	0	5	0	2	4	0	1	11
Marin Bota	0-0	0-0	0-0	0	0	0	0	0	0	0	1
Team	0										
Totals	24-67	4-21	9-12	33	19	61	16	18	6	13	200


FG%: 1st Half 7-29 .241, 2nd Half 17-38 .447, Game 24-67 .358;
 3FG%: 1st Half 2-9 .222, 2nd Half 2-12 .167, Game 4-21 .190;
 FT%: 1st Half 6-7 .857, 2nd Half 3-5 .600, Game 9-12 .750;
 Deadball Rebounds: 1.

Purdue	FG	3FG	FT	R	F	TP	A	T	B	S	M
Brett Buscher, F	3-10	0-0	0-0	5	5	6	1	3	0	4	20
John Allison, C	4-6	0-0	0-0	7	1	8	0	1	6	0	21
Maynard Lewis, G	4-6	3-5	5-6	3	0	16	1	2	1	0	21
Kenneth Lowe, G	3-6	1-3	5-6	2	2	12	0	1	0	3	24
Carson Cunningham, G	1-3	0-2	2-2	0	3	4	6	4	0	0	21
Willie Deane	3-6	1-3	0-0	5	1	7	3	0	1	0	15
Austin Parkinson	0-1	0-0	0-0	2	1	0	3	0	0	0	15
Joe Marshall	0-4	0-2	3-4	3	1	3	2	0	0	1	20
Adam Wetzel	2-2	0-0	1-2	3	0	5	2	0	0	0	10
Travis Best	0-0	0-0	2-2	1	0	2	1	3	0	0	4
Rodney Smith	6-14	3-5	0-1	6	2	15	2	1	0	1	20
Kevin Garrity	0-0	0-0	1-2	1	0	1	0	0	0	0	9
Team	5										
Totals	26-58	8-20	19-25	43	16	79	19	17	8	9	200

FG%: 1st Half 11-32 .344, 2nd Half 15-26 .577, Game 26-58 .448; 3FG%: 1st Half 1-9 .111, 2nd Half 7-11 .636, Game 8-20 .400; FT%: 1st Half 5-6 .833, 2nd Half 14-19 .737, Game 19-25 .760; Deadball Rebounds: 7.

SCORE BY PERIODS	1	2	F
Auburn	22	39	61
Purdue	28	51	79

OFFICIALS--Ted Valentine, Gene Monje, Robert Pennington
 TECHNICAL FOULS--None
 ATTENDANCE--5,261



Scott Pohlman had 18 points and seven rebounds in his last game as a Tiger in Auburn's 79-61 loss at Purdue in the NIT second round.

Auburn 87, UT Martin 82
March 18, 2009
NIT First Round
Beard-Eaves-Memorial Coliseum
Auburn, Ala.

UT Martin	FG	3FG	FT	R	F	TP	A	T	B	S	M
Djero Riedewald, F	1-2	0-0	0-0	6	2	2	0	1	0	0	15
Olajide Hay, F	3-3	0-0	2-2	4	4	8	0	3	0	2	28
Delrico Lane, G	1-3	1-1	2-2	1	4	5	3	1	0	3	37
Marquis Weddle, G	2-11	2-9	2-2	0	3	8	0	2	0	0	19
Lester Hudson, G	12-24	6-17	3-3	12	4	33	7	6	0	2	40
Benzor Simmons	5-13	0-1	2-3	6	0	12	0	1	0	1	25
Dominique Mpondo	0-0	0-0	0-0	2	0	0	0	0	0	0	2
Reuben Clayton	5-8	2-3	0-1	2	1	12	1	1	0	1	25
Mj Brown	0-0	0-0	0-0	0	0	0	0	0	0	0	0
Eric Massey	1-2	0-0	0-1	2	4	2	0	0	0	1	9
Team	2										
Totals	30-66	11-31	11-14	37	22	82	11	15	0	10	200


FG%: 1st Half 13-29 .448, 2nd Half 17-37 .459, Game 30-66 .455; 3FG%: 1st Half 4-15 .267, 2nd Half 7-16 .438, Game 11-31 .355; FT%: 1st Half 5-8 .625, 2nd Half 6-6 1.000, Game 11-14 .786; Deadball Rebounds: 2.

Auburn	FG	3FG	FT	R	F	TP	A	T	B	S	M
Korvotney Barber, F	3-4	0-0	4-8	8	3	10	2	1	2	0	26
DeWayne Reed, G	6-15	5-10	6-10	5	2	23	2	5	0	2	38
Rasheem Barrett, G	3-12	2-5	0-0	7	0	8	3	2	0	2	26
Tez Robertson, G	6-8	2-3	5-5	6	2	19	6	2	0	4	36
Tay Waller, G	2-5	1-3	1-2	1	3	6	0	2	0	0	15
Lucas Hargrove	3-6	2-4	1-4	4	1	9	1	2	1	1	28
Larry Williams	0-0	0-0	0-0	1	0	0	0	0	0	1	5
Frankie Sullivan	3-7	2-4	2-4	1	2	10	3	0	0	1	21
Brendon Knox	0-0	0-0	2-2	1	2	2	0	0	0	0	5
Team	3										
Totals	26-57	14-29	21-35	37	15	87	17	14	3	11	200

FG%: 1st Half 16-33 .485, 2nd Half 10-24 .417, Game 26-57 .456; 3FG%: 1st Half 8-15 .533, 2nd Half 6-14 .429, Game 14-29 .483; FT%: 1st Half 6-7 .857, 2nd Half 15-28 .536, Game 21-35 .600; Deadball Rebounds: 8.

SCORE BY PERIODS	1	2	F	
UT Martin (22-10)	35	47	--	82
Auburn (23-11)	46	41	--	87

OFFICIALS--Sean Casady, Tim Comer, Brian Stey
 TECHNICAL FOULS--None
 ATTENDANCE--4,008



DeWayne Reed scored a career-high 23 points while going 5-of-10 from 3-point range to lead Auburn to an 87-82 win over UT Martin in the NIT first round.

Auburn 74, Tulsa 55
March 20, 2009
NIT Second Round
Beard-Eaves-Memorial Coliseum
Auburn, Ala.

Tulsa	FG	3FG	FT	R	F	TP	A	T	B	S	M
Bishop Wheatley, F	1-2	0-0	2-2	3	1	4	0	2	1	0	22
Ray Reese, F	2-8	0-4	1-2	1	2	5	2	2	0	1	33
Jerome Jordan, C	2-7	0-0	0-4	10	4	4	1	3	0	0	19
Ben Uzoh, G	5-13	1-5	2-2	9	2	13	2	7	0	2	36
Justin Hurtt, G	7-13	2-5	0-0	1	2	16	1	0	0	2	32
Shane Heirman	0-0	0-0	0-0	0	0	0	0	0	0	0	1
Bassel Bawji	0-1	0-0	0-0	0	0	0	0	0	0	0	1
Steven Idlet	3-7	0-0	0-0	6	5	6	0	1	1	1	16
Will Sanger	0-0	0-0	0-0	1	0	0	0	0	0	0	1
Glenn Andrews	2-9	2-4	1-2	5	4	7	0	1	0	0	19
Joe Richard	0-2	0-0	0-0	3	0	0	0	0	0	1	9
Colter Morgan	0-1	0-0	0-0	0	0	0	0	0	0	0	1
Sam Mitchell	0-1	0-0	0-0	2	3	0	0	0	0	0	1
Team	4										
Totals	22-64	5-18	6-12	45	23	55	6	18	2	7	200

FG%: 1st Half 9-30 .300, 2nd Half 13-34 .382, Game 22-64 .344; 3FG%: 1st Half 2-8 .250, 2nd Half 3-10 .300, Game 5-18 .278; FT%: 1st Half 2-4 .500, 2nd Half 4-8 .500, Game 6-12 .500; Deadball Rebounds: 2.

Auburn	FG	3FG	FT	R	F	TP	A	T	B	S	M
Korvotney Barber, F	4-8	0-0	1-2	2	4	9	1	1	0	0	13
DeWayne Reed, G	4-11	1-4	3-6	5	2	12	5	5	0	5	32
Rasheem Barrett, G	7-13	2-4	1-2	4	2	17	2	0	0	0	31
Tez Robertson, G	0-4	0-1	6-6	4	1	6	5	1	0	3	30
Tay Waller, G	3-7	3-7	0-0	3	2	9	0	1	1	0	26
Lucas Hargrove	1-6	0-1	2-3	6	2	4	1	1	0	0	23
Larry Williams	1-1	1-1	0-0	0	0	3	0	0	0	0	1
Frankie Sullivan	4-9	1-3	1-2	2	1	10	0	1	0	3	15
Jake Drum	0-0	0-0	0-0	0	0	0	0	0	0	0	1
Brendon Knox	1-2	0-0	2-4	4	3	4	1	2	1	1	19
Johnnie Lett	0-0	0-0	0-0	4	0	0	0	2	1	0	7
Francis Aihc	0-0	0-0	0-0	1	0	0	0	0	0	0	1
Team	8										
Totals	25-61	8-21	16-25	43	17	74	16	14	3	12	200

FG%: 1st Half 10-31 .323, 2nd Half 15-30 .500, Game 25-61 .410; 3FG%: 1st Half 4-12 .333, 2nd Half 4-9 .444, Game 8-21 .381; FT%: 1st Half 9-14 .643, 2nd Half 7-11 .636, Game 16-25 .640; Deadball Rebounds: 8.

SCORE BY PERIODS	1	2	F	
Tulsa (25-11)	22	33	--	55
Auburn (24-11)	33	41	--	74

OFFICIALS--Sean Hull, Kevin Mathis, Craig Murley
 TECHNICAL FOULS--None
 ATTENDANCE--4,092



Rasheem Barrett scored 17 points to lead Auburn to a 74-55 win over Tulsa putting the Tigers in the NIT quarterfinals for the first time.

Baylor 74, Auburn 72
March 24, 2009
NIT Quarterfinals
Beard-Eaves-Memorial Coliseum
Auburn, Ala.

Baylor	FG	3FG	FT	R	F	TP	A	T	B	S	M
Kevin Rogers, F	7-12	0-0	1-2	12	3	15	1	1	0	1	38
Josh Lomers, C	0-1	0-0	0-0	5	3	0	0	2	2	0	17
Curtis Jerrells, G	5-14	1-6	5-6	3	1	16	8	1	0	0	35
LaceDarius Dunn, G	6-10	2-5	5-6	9	4	19	0	2	0	1	35
Tweety Carter, G	5-9	3-6	0-1	2	3	13	5	1	0	2	34
Henry Dugat	2-4	1-2	0-0	1	1	5	1	4	0	2	19
Mamadou Diene	2-3	0-0	2-2	5	2	6	0	1	2	0	20
Anthony Jones	0-1	0-0	0-0	1	0	0	0	0	0	0	2
Team	1										
Totals	27-54	7-19	13-17	39	17	74	15	12	4	6	200


FG%: 1st Half 15-30 .500, 2nd Half 12-24 .500, Game 27-54 .500; 3FG%: 1st Half 4-10 .400, 2nd Half 3-9 .333, Game 7-19 .368; FT%: 1st Half 3-4 .750, 2nd Half 10-13 .769, Game 13-17 .765; Deadball Rebounds: 0.

Auburn	FG	3FG	FT	R	F	TP	A	T	B	S	M
Korvotney Barber, F	4-12	0-0	3-5	13	3	11	2	1	0	0	33
DeWayne Reed, G	5-10	2-7	1-5	1	3	13	0	2	0	0	31
Rasheem Barrett, G	6-15	3-5	1-2	5	2	16	2	1	0	1	34
Tez Robertson, G	1-2	0-1	4-4	4	2	6	5	0	0	1	27
Tay Waller, G	2-8	2-7	2-2	1	1	8	2	1	0	2	25
Lucas Hargrove	3-7	0-2	2-3	3	3	8	2	1	1	1	22
Frankie Sullivan	3-9	2-5	0-0	3	3	8	1	2	0	0	22
Brendon Knox	1-1	0-0	0-0	1	0	2	0	0	0	0	6
Team	4										
Totals	25-64	9-27	13-21	35	17	72	14	8	1	5	200

FG%: 1st Half 13-30 .433, 2nd Half 12-34 .353, Game 25-64 .391; 3FG%: 1st Half 6-15 .400, 2nd Half 3-12 .250, Game 9-27 .333; FT%: 1st Half 4-8 .500, 2nd Half 9-13 .692, Game 13-21 .619; Deadball Rebounds: 4.

SCORE BY PERIODS	1	2	F	
Baylor (23-14)	37	37	--	74
Auburn (24-12)	36	36	--	72

OFFICIALS--James Breeding, Raymond Styons, Dwayne Gladden
 TECHNICAL FOULS--None
 ATTENDANCE--6,582



Senior Korvotney Barber recorded his 13th double of the season with 11 points and 13 rebounds in Auburn's 74-72 NIT Quarterfinal loss to Baylor.

All-Time Lineups (1950-2010)

1949-50 (17-7, 12-6 SEC)

F—Jack Glasgow, 5.6 ppg
 F—George Hill, 8.0 ppg
 C—Bill Lynn, 14.7 ppg
 G—Don Lanford, 10.5 ppg
 G—Roy Brawner, 6.2 ppg
 Top Sub—Dan Pridgen, 4.3 ppg

1950-51 (12-10, 6-8-SEC)

F—George Hill, 9.3 ppg, 7.8 rpg
 F—Bubber Farish, 7.1 ppg, 3.6 rpg
 C—Dan Pridgen, 13.9 ppg, 9.1 rpg
 G—Don Lanford, 11.2 ppg, 5.8 rpg
 G—Roy Brawner, 8.7 ppg, 4.2 rpg
 Top Sub—Roger Weldon, 5.8 ppg, 4.8 rpg

1951-52 (14-12, 6-8 SEC)

F—Bill Fickling, 7.1 ppg, 6.8 rpg
 F—Roger Weldon, 8.3 ppg, 5.5 rpg
 C—Jim Martin, 8.3 ppg, 8.0 rpg
 G—Inman Veal, 10.9 ppg, 4.3 rpg
 G—Vince Dooley, 6.0 ppg, 4.9 rpg
 Top Subs—Jack Turner, 7.5 ppg, 3.1 rpg;
 Bubber Farish, 4.3 ppg, 2.5 rpg;
 Robert Fenn, 6.7 ppg, 7.8 rpg

1952-53 (13-8, 6-7 SEC)

F—Bill Fickling, 5.3 ppg, 5.7 rpg
 F—Jim O'Donnell, 9.6 ppg, 5.7 rpg
 C—Bob Miller, 15.8 ppg, 12.3 rpg
 G—Jack Turner, 10.7 ppg, 4.0 rpg
 G—Bill Kirkpatrick, 5.3 ppg, 1.3 rpg
 Top Subs—John Cochran, 6.4 ppg,
 7.4 rpg; Bubber Farish, 6.0 ppg, 2.6 rpg

1953-54 (17-7, 8-6 SEC)


F—Bill Fickling, 5.9 ppg, 4.7 rpg
 F—John Cochran, 8.2 ppg, 5.9 rpg
 C—Bob Miller, 17.8 ppg, 11.5 rpg
 G—Bill Kirkpatrick, 9.7 ppg, 1.8 rpg
 G—Jack Turner, 9.3 ppg, 4.4 rpg
 Top Subs—Jim O'Donnell, 8.0 ppg,
 5.4 rpg; Jim Martin, 6.8 ppg, 5.9 rpg

1954-55 (11-9, 6-8 SEC)

F—Jim O'Donnell, 15.9 ppg, 8.6 rpg
 F—Herb Slayden, 8.0 ppg, 5.0 rpg
 C—Gordon Mummert, 11.2 ppg, 8.5 rpg
 G—Bill Kirkpatrick, 18.7 ppg, 3.0 rpg
 G—Brownie Nelson, 10.6 ppg, 6.2 rpg
 Top Subs—Henry Sturkie, 5.2 ppg,
 4.2 rpg; Jim Diamond, 8.6 ppg, 9.9 rpg

1955-56 (11-10, 8-6 SEC)

F—Jim O'Donnell, 14.9 ppg, 8.6 rpg
 F—Kay Slayden, 14.1 ppg, 6.5 rpg
 C—Bill McGriff, 15.9 ppg, 10.2 rpg
 G—Henry Sturkie, 9.1 ppg, 4.1 rpg



Frank Ford started 127 consecutive games from 1983-87 while helping Auburn to four-straight NCAA Tournament appearances.

G—Brownie Nelson, 9.9 ppg, 5.5 rpg
 Top Subs—Jim Diamond, 4.2 ppg, 4.3 rpg;
 Terry Chandler, 4.3 ppg, 2.7 rpg

1956-57 (13-8, 8-6 SEC)

F—Henry Sturkie, 7.9 ppg, 5.0 rpg
 F—Rex Frederick, 15.6 ppg, 15.3 rpg
 C—Bill McGriff, 11.3 ppg, 8.0 rpg
 G—Henry Hart, 14.2 ppg, 6.7 rpg
 G—Jimmy Lee, 15.9 ppg, 4.6 rpg
 Top Subs—Terry Chandler, 4.5 ppg, 2.3 rpg;
 Bob Tucker, 3.4 ppg, 1.4 rpg

1957-58 (16-6, 11-3 SEC)

F—Rex Frederick, 16.1 ppg, 14.8 rpg
 F—Terry Chandler, 6.4 ppg, 5.2 rpg
 C—Bill McGriff, 6.7 ppg, 5.2 rpg
 G—Jimmy Lee, 13.8 ppg, 3.4 rpg
 G—Bob Tucker, 10.5 ppg, 3.6 rpg
 Top Subs—Bill Gregory, 5.4 ppg, 6.0 rpg;
 Shot Johnston, 7.8 ppg, 7.4 rpg

1958-59 (20-2, 12-2 SEC)

F—David Vaughn, 9.6 ppg, 5.0 rpg
 F—Jimmy Fibbe, 11.1 ppg, 7.5 rpg
 C—Rex Frederick, 12.7 ppg, 12.9 rpg
 G—Jimmy Lee, 13.1 ppg, 4.6 rpg
 G—Henry Hart, 13.0 ppg, 5.3 rpg

Top Sub—Porter Gilbert, 8.5 ppg, 3.5 rpg

1959-60 (19-3, 12-2 SEC • Champions)

F—Ray Groover, 11.6 ppg, 3.0 rpg
 F—David Vaughn, 11.7 ppg, 7.0 rpg
 C—Jimmy Fibbe, 12.3 ppg, 6.9 rpg
 G—Henry Hart, 15.5 ppg, 5.9 rpg
 G—Porter Gilbert, 11.4 ppg, 5.5 rpg
 Top Subs—Bayward McManus, 3.3 ppg,
 1.7 rpg; Bill Ross, 3.7 ppg, 1.9 rpg

1960-61 (15-7, 8-6 SEC)

F—David Vaughn, 10.6 ppg, 6.1 rpg
 F—Jimmy Fibbe, 14.7 ppg, 6.5 rpg
 C—Layton Johns, 5.5 ppg, 6.1 rpg
 G—Ray Groover, 14.1 ppg, 3.0 rpg
 G—Porter Gilbert, 11.2 ppg, 3.6 rpg
 Top Sub—Bill Tinker, 4.9 ppg, 2.8 rpg

1961-62 (18-6, 11-3 SEC)

F—Bill Tinker, 11.8 ppg, 5.3 rpg
 F—Mack Kirkland, 7.3 ppg, 6.3 rpg
 C—Layton Johns, 15.7 ppg, 11.3 rpg
 G—Larry Chapman, 10.6 ppg, 4.0 rpg
 G—Bill Ross, 6.7 ppg, 3.7 rpg
 Top Sub—John Blackwell, 4.3 ppg, 1.8 rpg

1962-63 (18-4, 10-4 SEC)

F—Bill Tinker, 7.9 ppg, 4.7 rpg
 F—John Blackwell, 13.9 ppg, 4.1 rpg
 C—Layton Johns, 15.0 ppg, 12.5 rpg
 G—Larry Chapman, 10.0 ppg, 3.0 rpg
 G—Larry Cart, 13.4 ppg, 3.0 rpg
 Top Subs—Freddie Guy, 2.8 ppg, 3.2 rpg;
 Joe Newton, 3.6 ppg, 3.7 rpg;
 Mack Kirkland, 3.0 ppg, 2.7 rpg

1963-64 (11-12, 6-8 SEC)

F—Freddie Guy, 13.3 ppg, 11.7 rpg
 F—Lee DeFore, 17.7 ppg, 7.7 rpg
 C—Joe Newton, 10.5 ppg, 7.5 rpg
 G—Larry Chapman, 9.1 ppg, 4.0 rpg
 G—John Blackwell, 13.1 ppg, 3.9 rpg
 Top Sub—Tom Fibbe, 5.2 ppg, 2.6 rpg

1964-65 (16-9, 11-5 SEC)

F—Freddie Guy, 12.4 ppg, 12.2 rpg
 F—Lee DeFore, 15.8 ppg, 6.3 rpg
 C—Joe Newton, 14.8 ppg, 9.5 rpg
 G—Larry Cart, 9.2 ppg, 2.0 rpg
 G—Tom Fibbe, 4.9 ppg, 1.8 rpg
 Top Sub—Jimmy Montgomery, 4.8 ppg, 1.5 rpg

1965-66 (16-10, 8-8 SEC)

F—Lee DeFore, 23.7 ppg, 9.6 rpg
 F—Monk Montgomery, 11.7 ppg, 3.9 rpg
 C—Ronnie Quick, 6.6 ppg, 5.5 rpg
 G—Bob Buisson, 11.9 ppg, 3.8 rpg
 G—Alex Howell, 4.4 ppg, 2.5 rpg
 Top Subs—Tee Faircloth, 3.8 ppg, 2.3 rpg;
 Joe Millsap, 8.7 ppg, 5.1 rpg

1966-67 (17-8, 12-6 SEC)

F—Wally Tinker, 9.6 ppg, 8.4 rpg



Henry Harris averaged 12.5 ppg and 7.5 rpg in 1969-70 and 11.6 ppg and 6.4 rpg in 1970-71. Harris was the first African-American basketball player at Auburn.

F—Tom Perry, 7.7 ppg, 3.3 rpg
 C—Ronnie Quick, 12.2 ppg, 7.6 rpg
 G—Bob Buisson, 11.5 ppg, 3.1 rpg
 G—Alex Howell, 14.0 ppg, 3.2 rpg
 Top Subs—Joe Millsap, 6.8 ppg, 3.3 rpg;
 Tee Faircloth, 4.1 ppg, 1.4 rpg

1967-68 (13-13, 8-10 SEC)

F—Wally Tinker, 14.5 ppg, 5.0 rpg
 F—Tom Perry, 9.1 ppg, 3.4 rpg
 C—Bill Alexander, 13.4 ppg, 7.4 rpg
 G—Alex Howell, 12.0 ppg, 3.5 rpg
 G—Carl Shetler, 5.4 ppg, 2.1 rpg
 Top Sub—Ron Jackson, 9.8 ppg, 5.0 rpg

1968-69 (15-10, 10-8 SEC)

F—Tom Perry, 6.4 ppg, 4.1 rpg
 F—Wally Tinker, 13.8 ppg, 7.8 rpg
 C—Bill Alexander, 13.4 ppg, 7.4 rpg
 G—Carl Shetler, 12.9 ppg, 2.5 rpg
 G—John Mengelt, 19.4 ppg, 4.2 rpg
 Top Subs—Ronnie Jackson, 6.5 ppg, 3.2 rpg;
 Randall Walker, 4.6 ppg, 3.2 rpg

1969-70 (15-11, 11-7 SEC)

F—Ronnie Jackson, 4.1 ppg, 5.4 rpg
 F—Henry Harris, 12.5 ppg, 7.5 rpg
 C—Bill Alexander, 13.6 ppg, 12.1 rpg
 G—Carl Shetler, 10.7 ppg, 1.6 rpg
 G—John Mengelt, 26.8 ppg, 6.0 rpg
 Top Sub—Jimmy Walker, 3.7 ppg, 2.0 rpg

1970-71 (11-15, 8-10 SEC)

F—Henry Harris, 11.6 ppg, 6.4 rpg
 F—Jim Retseck, 14.8 ppg, 11.3 rpg
 C—Al Leapheart, 11.2 ppg, 8.3 rpg
 G—John Mengelt, 28.4 ppg, 4.1 rpg
 G—Jimmy Walker, 4.0 ppg, 2.2 rpg
 Top Sub—Gary England, 4.5 ppg, 1.5 rpg

1971-72 (10-16, 6-12 SEC)

F—Jim Retseck, 16.5 ppg, 9.2 rpg
 F—Dan Kirkland, 13.4 ppg, 4.7 rpg
 C—Al Leapheart, 8.2 ppg, 4.2 rpg
 G—Gary England, 9.2 ppg, 2.3 rpg
 G—Henry Harris, 11.3 ppg, 6.2 rpg
 Top Sub—Mike Christian, 8.3 ppg, 1.3 rpg

1972-73 (6-20, 4-14 SEC)

F—Albert Johnson, 7.3 ppg, 6.0 rpg
 F—Gary Redding, 11.5 ppg, 8.2 rpg
 C—Ralph Smith, 7.3 ppg, 5.1 rpg
 G—Gary England, 12.8 ppg, 2.3 rpg
 G—Mike Christian, 12.2 ppg, 3.0 rpg
 Top Sub—Bob Bond, 5.8 ppg, 4.6 rpg

1973-74 (10-16, 5-13 SEC)

F—Gary Redding, 12.0 ppg, 9.4 rpg
 F—Bob Bond, 5.3 ppg, 5.9 rpg
 C—Pepto Bolden, 10.5 ppg, 11.6 rpg
 G—Mike Christian, 14.1 ppg, 2.3 rpg

G—Eddie Johnson, 21.8 ppg, 4.0 rpg
 Top Sub—Bob Osberry, 9.7 ppg, 5.5 rpg

1974-75 (18-8, 12-6 SEC)

F—Gary Redding, 14.7 ppg, 10.1 rpg
 F—Mike Mitchell, 18.4 ppg, 11.4 rpg
 C—Myles Patrick, 5.8 ppg, 6.2 rpg
 G—Eddie Johnson, 20.9 ppg, 3.8 rpg
 G—Stan Pietkiewicz, 9.6 ppg, 2.8 rpg
 Top Subs—Glenn Moon, 2.6 ppg, 2.7 rpg;
 Wayne Bracy, 3.8 ppg, 1.2 rpg

1975-76 (16-10, 11-7 SEC)

F—Mike Mitchell, 18.7 ppg, 9.6 rpg
 F—Gary Redding, 13.2 ppg, 8.2 rpg
 C—Myles Patrick, 7.5 ppg, 6.9 rpg
 G—Stan Pietkiewicz, 10.1 ppg, 2.7 rpg
 G—Eddie Johnson, 19.7 ppg, 3.9 rpg
 Top Sub—Cedrick Hordges, 4.9 ppg, 3.2 rpg

1976-77 (13-13, 6-12 SEC)

F—Mike Mitchell, 19.4 ppg, 8.5 rpg
 F—Pepto Bolden, 10.0 ppg, 9.0 rpg
 C—Myles Patrick, 9.7 ppg, 6.9 rpg
 G—Eddie Johnson, 15.6 ppg, 2.6 rpg
 G—Stan Pietkiewicz, 11.1 ppg, 2.7 rpg
 Top Sub—Cedrick Hordges, 5.9 ppg, 4.7 rpg

1977-78 (13-14, 8-10 SEC)

F—Mike Mitchell, 24.9 ppg, 8.9 rpg
 F—Myles Patrick, 10.0 ppg, 6.1 rpg
 C—Bobby Cattage, 8.6 ppg, 6.3 rpg
 G—Stan Pietkiewicz, 19.1 ppg, 3.6 rpg
 G—Bubba Price, 7.3 ppg, 2.2 rpg
 Top Sub—Earl Banks, 6.1 ppg, 6.4 rpg

1978-79 (13-16, 5-13 SEC)

F—Rick Valavicius, 14.4 ppg, 4.5 rpg
 F—Earl Banks, 10.9 ppg, 7.1 rpg
 C—Bobby Cattage, 15.9 ppg, 9.3 rpg
 G—Bubba Price, 15.8 ppg, 3.4 rpg
 G—Lewis Card, 2.6 ppg, 1.8 rpg
 Top Subs—Eric Stringer, 4.0 ppg, 1.2 rpg;
 Benny Anthony, 5.6 ppg, 3.7 rpg

1979-80 (10-18, 5-13 SEC)

F—Rick Valavicius, 11.1 ppg, 2.8 rpg
 F—Darrell Lockhart, 8.8 ppg, 5.4 rpg
 C—Earl Banks, 7.3 ppg, 5.9 rpg
 G—Bubba Price, 10.9 ppg, 2.6 rpg
 G—Eric Stringer, 5.2 ppg, 1.6 rpg
 Top Subs—Benny Anthony, 6.1 ppg, 4.1 rpg;
 Frank Poindexter, 8.6 ppg, 2.5 rpg;
 Bobby Cattage, 7.7 ppg, 5.3 rpg

1980-81 (11-16, 4-14 SEC)

F—Darrell Lockhart, 11.2 ppg, 6.4 rpg
 F—Frank Poindexter, 11.5 ppg, 4.1 rpg
 C—Earl Banks, 11.9 ppg, 7.0 rpg
 G—Alvin Mumphord, 7.1 ppg, 2.5 rpg
 G—Byron Henson, 6.2 ppg, 1.8 rpg
 Top Subs—Eric Stringer, 4.6 ppg, 1.2 rpg;
 Bobby Cattage, 4.7 ppg, 3.4 rpg

1981-82 (14-14, 7-11 SEC)

F—Darrell Lockhart, 11.6 ppg, 5.7 rpg
 F—Alvin Mumphord, 8.3 ppg, 2.6 rpg
 C—Charles Barkley, 12.7 ppg, 9.8 rpg
 G—Odell Mosteller, 15.9 ppg, 3.1 rpg
 G—Byron Henson, 3.6 ppg, 1.0 rpg
 Top Subs—Paul Daniels, 1.9 ppg, 1.4 rpg;
 Greg Turner, 6.1 ppg, 3.1 rpg

1982-83 (15-13, 8-10 SEC)

F—Darrell Lockhart, 13.0 ppg, 5.5 rpg
 F—Chuck Person, 9.3 ppg, 4.6 rpg
 C—Charles Barkley, 14.4 ppg, 9.5 rpg
 G—Odell Mosteller, 14.2 ppg, 2.7 rpg
 G—Paul Daniels, 3.7 ppg, 2.4 rpg
 Top Subs—Alvin Mumphord, 5.9 ppg,
 2.3 rpg; Greg Turner, 4.1 ppg, 2.8 rpg;
 Byron Henson, 2.7 ppg, 0.6 rpg

1983-84 (20-11, 12-6 SEC)

F—Greg Turner, 10.6 ppg, 5.1 rpg
 F—Chuck Person, 19.1 ppg, 8.0 rpg
 C—Charles Barkley, 15.1 ppg, 9.5 rpg
 G—Frank Ford, 7.5 ppg, 3.5 rpg
 G—Gerald White, 8.0 ppg, 1.6 rpg
 Top Subs—Vern Strickland, 6.7 ppg,
 3.2 rpg; Paul Daniels, 2.5 ppg, 1.3 rpg;
 Carey Holland, 2.2 ppg, 2.3 rpg;
 Mark Cahill, 2.3 ppg, 0.6 rpg

1984-85 (22-12, 8-10 SEC)

F—Chuck Person, 22.0 ppg, 8.9 rpg
 F—Chris Morris, 10.4 ppg, 5.0 rpg
 C—Jeff Moore, 8.2 ppg, 7.1 rpg
 G—Frank Ford, 11.5 ppg, 4.8 rpg
 G—Gerald White, 7.9 ppg, 2.5 rpg
 Top Subs—Carey Holland, 4.8 ppg, 3.6 rpg;
 Johnny Lynn, 1.2 ppg; Darren Guest, 1.8
 ppg, 2.2 rpg; Terrance Howard, 3.1 ppg



Joe Newton is the only other Auburn player besides Charles Barkley to hit better than 60 percent of his field-goal attempts in a single season. Newton ranked fourth nationally in field-goal percentage at .606 as a senior in 1964-65.

1985-86 (22-11, 13-5 SEC)

F—Chuck Person, 21.5 ppg, 7.9 rpg
 F—Chris Morris, 9.8 ppg, 5.2 rpg
 C—Jeff Moore, 10.9 ppg, 7.1 rpg
 G—Frank Ford, 11.1 ppg, 4.4 rpg
 G—Gerald White, 5.3 ppg, 2.6 rpg
 Top Subs—Mike Jones, 8.7 ppg, 3.4 rpg;
 Terrance Howard, 2.5 ppg, 0.9 rpg;
 Johnny Lynn, 2.1 ppg, 0.3 rpg

1986-87 (18-13, 9-9 SEC)

F—Mike Jones, 15.8 ppg, 7.2 rpg
 F—Chris Morris, 13.5 ppg, 7.3 rpg
 C—Jeff Moore, 17.4 ppg, 9.5 rpg
 G—Gerald White, 7.6 ppg, 2.4 rpg
 G—Frank Ford, 12.9 ppg, 6.0 rpg
 Top Subs—Terrance Howard, 3.7 ppg,
 1.3 rpg; Johnny Lynn, 3.2 ppg, 0.9 rpg;
 Aundrae Davis, 6.8 ppg, 1.5 rpg

1987-88 (19-11, 11-7 SEC)

F—John Caylor, 8.9 ppg, 5.0 rpg
 F—Chris Morris, 20.7 ppg, 9.8 rpg
 C—Jeff Moore, 18.6 ppg, 9.2 rpg
 G—Terrance Howard, 8.1 ppg, 2.7 rpg
 G—Derrick Dennison, 6.6 ppg, 2.6 rpg
 Top Subs—Johnny Lynn, 3.9 ppg, 1.8 rpg;
 Matt Geiger, 6.4 ppg, 4.1 rpg;
 Keenan Carpenter, 4.7 ppg, 1.2 rpg

1988-89 (9-19, 2-16 SEC)

F—Kirt Hankton, 8.1 ppg, 5.4 rpg
 F—Zane Arnold, 3.7 ppg, 4.2 rpg
 C—Matt Geiger, 15.9 ppg, 6.6 rpg
 G—Keenan Carpenter, 19.0 ppg, 3.5 rpg
 G—Derrick Dennison, 12.5 ppg, 4.2 rpg
 Top Subs—Robert McKie, 6.5 ppg,
 5.8 rpg; Dustin Hester, 0.3 ppg, 1.3 rpg;
 Champ Wrencher, 0.7 ppg, 0.6 rpg;
 Chris Brandt, 1.8 ppg, 1.5 rpg

1989-90 (13-18, 8-10 SEC)

F—Derrick Dennison, 16.0 ppg, 4.4 rpg
 F—Chris Brandt, 11.7 ppg, 6.5 rpg
 C—Zane Arnold, 8.2 ppg, 6.5 rpg
 G—Reggie Gallon, 9.8 ppg, 3.6 rpg
 G—Ronnie Battle, 17.0 ppg, 3.4 rpg
 Top Subs—John Caylor, 8.7 ppg, 6.8 rpg;
 Larry Patrick, 3.5 ppg, 1.4 rpg;
 Champ Wrencher, 1.2 ppg, 0.3 rpg;
 Richard Smith, 0.6 ppg, 1.2 rpg

1990-91 (13-16, 5-13 SEC)

F—Wesley Person, 15.4 ppg, 5.7 rpg
 F—Chris Brandt, 5.0 ppg, 3.9 rpg
 C—Robert McKie, 11.1 ppg, 5.9 rpg
 G—Reggie Gallon, 9.1 ppg, 3.6 rpg
 G—Ronnie Battle, 17.0 ppg, 2.6 rpg
 Top Subs—John Caylor, 7.7 ppg, 5.7 rpg; Zane
 Arnold, 5.1 ppg, 3.7 rpg; Larry Patrick, 4.5
 ppg, Champ Wrencher, 1.7 ppg, 1.2 rpg

1991-92 (12-15, 5-11 SEC)

F—Wesley Person, 19.9 ppg, 6.8 rpg
 F—Aaron Swinson, 14.3 ppg, 7.5 rpg
 C—Chris Brandt, 10.9 ppg, 4.8 rpg
 G—Reggie Gallon, 6.4 ppg, 2.0 rpg
 G—Ronnie Battle, 16.6 ppg, 1.9 rpg
 Top Subs—Champ Wrencher, 3.9 ppg,
 1.4 rpg; Willie Jones, 6.7 ppg, 4.5 rpg;
 Rod Joyce, 2.8 ppg, 1.5 rpg; Cameron
 Boozer, 3.1 ppg, 1.5 rpg

1992-93 (15-12, 8-8 SEC)

F—Wesley Person, 18.8 ppg, 7.1 rpg
 F—Aubrey Wiley, 9.4 ppg, 5.1 rpg
 C—Aaron Swinson, 15.6 ppg, 7.7 rpg
 G—Reggie Gallon, 8.4 ppg, 2.4 rpg
 G—Ronnie Battle, 16.5 ppg, 1.4 rpg
 Top Subs—Mark Hutton, 6.0 ppg, 5.0
 rpg; Lance Weems, 1.7 ppg, 1.0 rpg

1993-94 (11-17, 3-13 SEC)

F—Wesley Person, 22.2 ppg, 6.4 rpg
 F—Aubrey Wiley, 11.8 ppg, 9.3 rpg
 C—Aaron Swinson, 20.7 ppg, 8.1 rpg
 G—Shawn Stuart, 2.5 ppg, 2.4 rpg
 G—Wes Flanigan, 6.5 ppg, 4.9 rpg
 Top Subs—Lance Weems, 10.4 ppg,
 2.5 rpg; Leonard Smith, 4.1 ppg, 1.3
 rpg; Pat Burke, 4.0 ppg, 2.9 rpg

1994-95 (16-13, 7-9 SEC)

F—Chris Davis, 11.6 ppg, 6.1 rpg
 C—Pat Burke, 9.0 ppg, 4.8 rpg
 G—Wes Flanigan, 8.9 ppg, 2.9 rpg
 G—Lance Weems, 13.2 ppg, 3.3 rpg
 G—Moochie Norris, 12.5 ppg, 4.9 rpg
 Top Subs—Ray Donald, 9.5 ppg, 4.6
 rpg; Franklin Williams, 7.8 ppg, 4.4 rpg;
 Jim Costner, 3.0 ppg, 2.2 rpg

1995-96 (19-13, 6-10 SEC)

F—Franklin Williams, 10.4 ppg, 4.8 rpg
 C—Pat Burke, 11.0 ppg, 8.7 rpg
 G—Wes Flanigan, 13.4 ppg, 6.7 rpg
 G—Lance Weems, 13.4 ppg, 3.6 rpg
 G—Ray Donald, 8.7 ppg, 3.3 rpg
 Top Subs—Derek Caldwell, 6.2 ppg, 1.8
 rpg; Bryant Smith, 3.6 ppg, 2.0 rpg;
 Alvin Jefferson, 3.3 ppg, 3.1 rpg

1996-97 (16-15, 6-10 SEC)

F—Franklin Williams, 7.9 ppg, 4.2 rpg
 C—Pat Burke, 11.0 ppg, 7.0 rpg
 G—Wes Flanigan, 11.0 ppg, 4.5 rpg
 G—Daymeon Fishback, 7.8 ppg, 2.5 rpg
 G—Doc Robinson, 6.2 ppg, 3.1 rpg
 Top Subs—Bryant Smith 8.1 ppg, 4.2 rpg;
 Derek Caldwell 5.8 ppg, 1.9 rpg;
 Alvin Jefferson 4.3 ppg, 4.1 rpg;
 Mamadou N'diaye 3.0 ppg, 2.5 rpg

1997-98 (16-14, 7-9 SEC)

F—Bryant Smith, 13.3 ppg, 6.6 rpg

F—Franklin Williams, 7.4 ppg, 3.8 rpg
 C—Mamadou N'diaye, 8.0 ppg, 6.9 rpg
 G—Doc Robinson, 12.4 ppg, 4.4 apg
 G—Scott Pohlman, 10.6 ppg, 2.6 rpg
 Top Subs—Daymeon Fishback 6.9 ppg, 3.2 rpg; Adrian Chilliest, 2.4 ppg, 3.5 rpg; Randy Hughes 7.1 ppg, 5.8 rpg; Derek Caldwell 3.4 ppg, 1.2 rpg

1998-99 (29-4, 14-2 SEC • Champions)

F—Chris Porter, 16.0 ppg, 8.6 rpg
 F—Bryant Smith, 11.0 ppg, 6.2 rpg
 C—Mamadou N'diaye, 7.2 ppg, 7.5 rpg
 G—Doc Robinson, 11.5 ppg, 5.0 apg
 G—Scott Pohlman, 11.8 ppg, 2.2 rpg
 Top Subs—Jay Heard, 6.2 ppg, 2.2 rpg; Mack McGadney, 5.1 ppg, 3.1 rpg; Daymeon Fishback, 4.5 ppg, 2.2 rpg; Reggie Sharp, 3.5 ppg, 1.2 rpg; Adrian Chilliest, 1.7 ppg, 2.5 rpg

1999-2000 (24-10, 9-7 SEC)

F—Chris Porter, 14.6 ppg, 7.3 rpg
 C—Mamadou N'diaye, 8.9 ppg, 7.9 rpg
 G—Daymeon Fishback, 9.6 ppg, 4.1 rpg
 G—Doc Robinson, 11.5 ppg, 5.1 apg
 G—Scott Pohlman, 9.9 ppg, 2.3 rpg
 Top Subs—Mack McGadney, 7.2 ppg, 4.8 rpg; Marquis Daniels, 4.5 ppg, 2.6 rpg; Jay Heard, 3.6 ppg, 3.2 rpg; Reggie Sharp, 3.2 ppg; Jamison Brewer, 2.3 ppg, 1.9 apg

2000-01 (18-14, 7-9 SEC)

F—Marquis Daniels, 15.7 ppg, 7.0 rpg
 C—Kyle Davis, 4.8 ppg, 5.9 rpg, 2.8 bpg
 G—Adam Harrington, 15.5 ppg, 4.3 rpg
 G—Scott Pohlman, 12.5 ppg, 2.2 rpg
 G—Jamison Brewer, 8.4 ppg, 7.2 rpg, 5.8 apg
 Top Subs—Mack McGadney, 15.0 ppg, 8.3 rpg (only played 8 games, tore ACL); Lincoln Glass, 7.2 ppg; Abdou Diame, 7.0 ppg, 3.3 rpg; Reggie Sharp, 2.1 ppg

2001-02 (12-16, 4-12 SEC)

F—Marquis Daniels, 11.6 ppg, 5.3 rpg
 C—Kyle Davis, 5.6 ppg, 5.1 rpg, 3.3 bpg
 G—Adam Harrington, 10.1 ppg, 3.5 rpg
 G—Derrick Bird, 10.6 ppg, 3.2 rpg
 G—Lewis Monroe, 2.7 ppg, 2.2 rpg, 2.5 apg
 Top Subs—Brandon Robinson, 8.5 ppg, 5.2 rpg; Marco Killingsworth, 7.8 ppg, 4.2 rpg

2002-03 (22-12, 8-8 SEC)

F—Marquis Daniels, 18.4 ppg, 6.2 rpg
 F—Marco Killingsworth, 13.3 ppg, 6.4 rpg
 C—Kyle Davis, 6.3 ppg, 5.9 rpg, 3.7 bpg
 G—Derrick Bird, 9.8 ppg, 2.9 rpg
 G—Lewis Monroe, 6.2 ppg, 2.4 rpg, 3.3 apg
 Top Subs—Brandon Robinson, 8.2 ppg, 4.5 rpg; Nathan Watson, 5.9 ppg, 3.2 rpg

2003-04 (14-14, 5-11 SEC)

F—Brandon Robinson, 12.0 ppg, 6.7 rpg

F—Marco Killingsworth, 13.7 ppg, 6.9 rpg
 C—Kyle Davis, 6.5 ppg, 6.8 rpg, 2.6 bpg
 G—Ian Young, 10.0 ppg, 2.3 rpg, 2.4 apg
 G—Lewis Monroe, 6.1 ppg, 3.6 apg, 1.5 rpg
 Top Subs—Nathan Watson, 7.5 ppg, 2.7 rpg; Quinnet Brown 7.1 ppg, 3.0 rpg; Ronny LeMelle 6.0 ppg, 2.1 rpg; Troy Gaines 3.8 ppg; Dwayne Curtis 2.9 ppg, 2.3 rpg

2004-05 (14-17, 4-12 SEC)

F—Quinnet Brown, 12.8 ppg, 6.0 rpg
 G—Toney Douglas, 16.9 ppg, 5.3 rpg
 G—Ian Young, 13.3 ppg, 4.1 rpg, 4.0 apg
 G—Nathan Watson, 11.3 ppg, 5.7 rpg
 G—Daniel Hayles, 6.0 ppg, 3.1 rpg
 Top Subs—Frank Tolbert, 6.9 ppg, 3.0 rpg; Ronny LeMelle (only played 4 games, INJ)

2005-06 (12-16, 4-12 SEC)

F—Korvotney Barber, 6.8 ppg, 4.8 rpg
 G—Ronny LeMelle, 12.8 ppg, 3.8 rpg
 G—Rasheem Barrett, 11.1 ppg, 3.0 rpg
 G—Frank Tolbert, 9.1 ppg, 3.5 rpg
 G—Quantez Robertson, 8.0 ppg, 4.6 apg, 4.1 rpg
 Top Subs—Josh Dollard, 9.1 ppg, 4.4 rpg; Daniel Hayles, 5.8 ppg, 3.1 rpg

2006-07 (17-15, 7-9 SEC)

F—Josh Dollard, 12.5 ppg, 7.0 rpg
 F—Korvotney Barber, 11.3 ppg, 6.6 rpg
 F—Quan Prowell, 12.0 ppg, 5.3 rpg
 G—Frank Tolbert, 11.8 ppg, 4.8 rpg
 G—Quantez Robertson, 8.2 ppg, 5.1 apg
 G—Rasheem Barrett, 11.0 ppg, 3.9 rpg
 G—DeWayne Reed, 5.4 ppg, 3.0 apg

2007-08 (14-16, 4-12 SEC)

F—Quan Prowell, 15.0 ppg, 6.3 rpg
 F—Korvotney Barber, 13.8 ppg, 6.9 rpg
 G—Frank Tolbert, 13.4 ppg, 5.2 rpg
 G—Quantez Robertson, 7.8 ppg, 4.1 apg
 G—Rasheem Barrett, 13.6 ppg, 4.0 rpg
 G—DeWayne Reed, 8.9 ppg, 3.7 apg
 F—Lucas Hargrove, 7.8 ppg, 4.4 rpg

2008-09 (24-12, 10-6 SEC)

F—Korvotney Barber, 12.8 ppg, 9.6 rpg
 G—DeWayne Reed, 13.2 ppg, 2.6 rpg
 G—Tay Waller, 12.1 ppg, 2.8 rpg
 G—Rasheem Barrett, 9.9 ppg, 3.5 rpg
 G—Quantez Robertson, 6.0 ppg, 3.9 rpg, 3.2 apg
 Top Subs—Lucas Hargrove, 8.1 ppg, 5.3 rpg; Frankie Sullivan, 7.6 ppg, 1.9 rpg; Brendon Knox, 2.5 ppg, 1.7 rpg; Johnnie Lett, 2.8 ppg, 3.4 rpg

2009-10 (15-17, 6-10 SEC)


F—Lucas Hargrove, 12.8 ppg, 7.0 rpg
 F—Johnnie Lett, 1.9 ppg, 3.2 rpg
 G—DeWayne Reed, 16.2 ppg, 4.3 apg
 G—Tay Waller, 15.3 ppg, 3.8 rpg
 G—Frankie Sullivan, 12.7 ppg, 3.7 rpg
 Top Subs—Brendon Knox, 8.7 ppg, 3.9

ppg; Earnest Ross, 2.8 ppg, 3.0 rpg; Kenny Gabriel, 2.8 ppg, 1.4 rpg; Andre Malone, 2.7 ppg, 1.9 rpg; Ty Armstrong, 2.0 ppg, 1.6 rpg




Senior Korvotney Barber was the only player in the SEC to average a double-double in league games in 2008-09 with 12.8 ppg and 11.3 rpg. He led Auburn to a 24-12 record, tying for the second most wins in school history.


All-Time Lettermen (1906-2010)



Bill Alexander
(1968-70)



Earl Banks
(1978-81)



Pepto Bolden
(1974-76)



Chris Brandt
(1989-92)

This is the "official list" of Auburn basketball lettermen. Corrections and additions are encouraged. Please send correspondence to: Chuck Gallina, P.O. Box 351, Auburn, AL 36830.

A

Adams, Jeff 1977-78-79
Akin, J.C. 1926-27-28
Aihe, Francis 2009
Alexander, Bill 1968-69-70 (C)
Anthony, Benny 1977-78-79-80
Ariail, D.W. 1932-33-34 (C)
Armstrong, Ty 2010
Arnold, Jamaal 2003
Arnold, William 1914
Arnold, Zane 1989-90-91(C)
Arthur, R.A. 1933
Ash, Tim 1970-71
Austin, Greg 1970

B

Baggett, Matt 2002
Banks, Earl 1978-79-80-81 (C)
Barber, Korvotney 2006-07-08-09(C)
Barker, Charlton 1999-2000-01-02
Barkley, Charles 1982-83-84
Barks, Earl 1924-25
Barks, Hub 1918-19-20-21
Barlow, Keydrick (mgr.) 2008
Barnes, Woodrow 1934-35-36
Barnhizer, Mark 1977-79

Barrett, Rasheem 2006-07-08-09
Battle, Ronnie 1990-91-92-93
Baugh, Stephen (mgr.) 2008
Bearden, J.B. 1958
Beasley, Bob 1920
Beasley, Jeremy 1997
Beatty, Travis 1953
Beavers, Tim 1972-73-74
Bedgood, Lance (mgr.) 2000
Bickerstaff, Donald 1945
Bird, Derrick 2002-03 (C)
Blackwell, John 1962-63-64 (C)
Bolden, Pepto 1974-75-76 (C)
Bolling, Rick 1982-83
Bond, Bobby 1973-74-75-76
Boozer, Cameron 1992
Bota, Marin 2001
Bowen, Sam 1958
Bracy, Wayne 1975-76-77-78
Brandt, Chris 1989-90-91-92 (C)
Brawner, Roy 1948-49-50-51 (C)
Brewer, Jamison 2000-01
Bridges, O.W. 1917-18
Brooks, Ryan 2007-08
Brown, Earnest 1996
Brown, L.C. 1934-35
Brown, Nick (mgr.) 1988-89-90-91-92
Brown, Quinnel 2004-05 (C)
Buisson, Bobby 1965-66-67 (C)
Burbage, Jesse 1915-16

Burgess, Quinton 1945-46
Burgess, Thad 1979
Burke, Pat 1994-95-96-97 (C)
Burke, T.G. 1911-12
Burluson, R.A. 1909
Burnett, John 1962-63
Burton, Herbert 1943
Butcher, Donnie 1983


C

Cahill, Mark 1981-82-83-84
Caldwell, Derek 1996-97-98
Calton, Donny 2000-01-02-03
Cameron, Joey 2006
Campbell, Scott 2005
Canzoneri, A.G. 1941-42-43 (C)
Card, Lewis 1979
Cardwell, Kim (mgr.) 1982
Carpenter, Keenan 1988-89
Cart, Larry 1963
Carter, Kenny 1980
Carter, Wilmer 1915-16
Cattage, Bobby 1978-79-80-81
Caylor, John 1987-88-90-91 (C)
Chandler, Terry 1956-57-58
Chapman, Larry 1962-63-64 (C)
Childers, Edron 1937-38
Chilliest, Adrian 1996-97-98-99
Christian, Mike 1972-73-74 (C)
Christian, Tim 1967
Chubb, Rob 2010

Clark, Reid 1995-96
Clements, E.E. 1913-14-15
Cochran, John 1952-53-54
Coleman, Thomas 1957
Cook, D. 1914
Cook, F. 1913
Cooper, Scott (mgr.) 2000-01
Corley, Chris (mgr.) 1992-93-94-95
Costner, Jim 1994-95
Coward, Pat 1970-71
Cox, Dan 1974-75
Craft, Collier (mgr.) 2002
Creel, Eugene M. 1923-24
Crew, W.R. 1936
Croker, D.C. 1907
Culverhouse, H.G. 1909
Cunningham, Cole (mgr.) 2007-08
Cunningham, David 1975
Curlee, A.D. 1936-37-39
Curtis, Dwayne 2004

D


Daniel, Ryan 2005
Daniels, Marquis 2000-01-02-03(C)
Daniels, Paul 1981-82-83-84
Davis, Aundrae 1987
Davis, Chris 1995
Davis, J.E. 1911
Davis, Kyle 2001-02-03-04 (C)
Davis, Leroy 1995
Dawson, Bill 1951




Pat Burke
(1994-97)




Bobby Cattage
(1978-81)




John Caylor
(1987-91)




Paul Daniels
(1981-84)




Gary England
(1971-73)



Wes Flanigan
(1994-97)



Frank Ford
(1984-87)



Rex Frederick
(1957-59)

Dawson, William 1947
Dean, Myers (mgr.) 2008-09
DeFore, Lee 1964-65-66 (C)
Dennison, Derrick 1987-88-89-90 (C)
Derozan, Kyle 2005
Devaney, Jim 1980
Deschamps, Dale 1975-76
Diamé, Abdou 2001
Diamond, Jim 1954-55-56
Dickinson, R.A. 1940
Dollard, Josh 2006-07
Donald, Ray 1995-96 (C)
Dooley, Vince 1952
Douglas, Toney 2005
Dowell, William 1922
Dreyfus, S.C. 1908
Drum, Jake 2009-10
Dryer, T.B. 1907-08
Dubose, Frank 1927-28-29
Dudley, Charles 1922-23 (C)
Ducote, R.J. 1916-18
Duke, Jesse 1922-23-24
Dunbar, Robert 1941
Duncan, Benton 1948-49
Duncan, J.R. 1912-14
Dundley, Charley 1920

E

Eaddy, Bill 1989
Eaves, Joel 1935-36-37 (C)
Edun, Moses 2004-05-06
Edwards, Thomas H., Jr. 1937-38-39
Ellis, Frank H. 1934
Ellis, G.J. 1926-27-28
England, Gary 1971-72-73 (C)
Evans, G.D. 1925
Evans, G.P. 1926

F

Faircloth, Tee 1966-67
Farish, J.P., Jr. 1951-52-53 (C)
Fells, Orenn 2001
Fenn, Robert 1952-53
Fenton, W.V. 1934
Fibbe, Jimmy 1959-60-61 (C)
Fibbe, Tommy 1964-65-66
Fickling, William A. 1952-53-54
Finney, C.E. 1943
Fishback, Daymeon 1997-98-99-00
Fitten, Sam 1982
Flanigan, Wes 1994-95(C)-96(C)-97(C)
Floyd, M.H. 1916-17-18-19
Forbes, C.M. 1914-15
Ford, Frank 1984-85-86-87
Franklin, Jim (mgr.) 1986
Frederick, Rex 1957-58-59 (C)
Fucci, Dom 1976
Fuller, Herbert 1945

G

Gabriel, Kenny 2010
Gaines, Troy 2003-04-05
Gallina, Ted (mgr.) 1992-93-94
Gallon, Reggie 1990-91-92-93 (C)
Gardner, David (mgr.) 1998-99-00
Geiger, Matt 1988-89
Gibson, D. 1907-08
Gibson, Ray 1938-39-40
Gilbert, Porter 1959-60-61 (C)
Givan, Alex (mgr.) 2005-06
Glasgow, Jack 1948-49-50-51
Glass, Lincoln 2001
Godfrey, Gary 1982-85-86
Godfrey, Julian (mgr.) 2006-07

Gomillion, John 1998
Gordy, J. 1910
Gordy, S. 1909
Gray, W.R. 1925-26
Gregory, Bill 1956-57-59
Greene, Herbert 1964-65-66
Groover, Ray 1959-60-61
Guest, Darren 1985
Guy, Freddie 1963 (C)

H

Hahn, Fred 1922-23-24 (C)
Hahn, Hub 1918-19-20-21
Hall, S. 1909
Hall, S.S. 1926-27
Hall, W.H. 1917-18
Hall, W.R. 1917
Hamilton, David 1999
Hankton, Kirt 1989
Haralson, Melvin 1986-87
Hargrove, Lucas 2007-08-09-10 (C)
Harrington, Adam 2001-02 (C)
Harris, Henry 1970-71-72 (C)
Harrison, Joe 1922-23-24 (C)
Hart, Henry 1957-59-60 (C)
Hart, Jerry (mgr.) 1960
Hart, Taylor 1979
Hatfield, L.L. 1930-31-32 (C)
Hawkins, E.A. 1940-41-42
Hayes, Earl 1982-83
Hayles, Daniel 2005-06
Haynes, Doyle 1954
Head, Alan (mgr.) 2002
Heard, Jay 1999-2000
Helmlinger, John 1960-61-62
Henderson, Ted 1977
Henry, Lamar 1964

Henson, Byron 1980-81-82-83
Heramb, Matt 2007-08
Hester, Dustin 1989
Hill, Edward 1947
Hill, George 1948-49-50-51
Hill, Howard 1922
Hitt, Dwight 1950
Holland, Gene 1950
Hohlend, Carey 1984-85
Holmes, J.C. 1937-38-39
Hood, Jeffrey (mgr.) 2003
Hordges, Cedrick 1976-77
Howard, Terrance 1985-86-87-88
Howell, Alex 1967-68 (C)
Howell, Brett 2005-06
Howell, Rex 1966
Hudson, J.T. 1917
Hughes, Randy 1998
Huff, John 1939-40
Hurt, David 1967-68-69
Hutton, Mark 1993

I


Ingram, Billy Bob 1962-63

J


Jackson, Ron 1968-69-70
Jacobs, Dan (mgr.) 1968-69
James, Ebb 1927-28
James, Fob 1926-27-28 (C)
James, Louie 1928-29-30
James, Tim 1982
Jasquith, Andre 1995
Jefferson, Alvin 1996
Jenkins, George 1932-33
Johns, Layton 1960-61-62-63 (C)
Johnson, Albert 1972-73
Johnson, Bob 1969



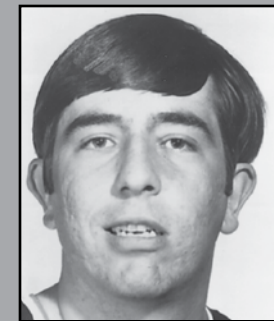
Porter Gilbert
(1959-61)




Henry Harris
(1970-72)




Darrell Lockhart
(1980-83)




Ernie Magri
(1972-73)




John Mengelt
(1969-71)



Mike Mitchell
(1975-78)



Jeff Moore
(1985-88)



Alvin Mumphord
(1980-83)

Johnson, Eddie 1974-75-76 (C)
Johnson, J.L. 1943
Johnston, Manley 1958
Jones, Bruce 1923-24
Jones, C.A. 1916-17
Jones, Frank 1906
Jones, Mike 1986-87
Jones, Mike (mgr.) 1986
Jones, Rob 1985-86-87
Jones, Willie 1992
Jordan, J.R. 1930-31-32 (C)
Joyce, Rod 1992-93

K

Kaley, C.P. 1931-32-33 (C)
Kaley, W.E. 1925-27
Keel, Tim (mgr.) 2005-06-07
Kemp, John (mgr.) 1986
Kidd, Adam (mgr.) 2001
Killingsworth, Marco 2002-03-04
Kinlaw, D.C. 1948
Kirkland, Dan 1971-72
Kirkland, K. Mack 1962-63
Kirkpatrick, Bill 1953-54-55 (C)
Kitchens, Brad (mgr.) 1982
Knox, Brendon 2009-10
Krezminski, Ted 1946
Krivaacs, Jim 1975

L

Lacey, J.E. 1912-13
Lacey, W.M. 1906-07
Lacy, John 1920
Lancaster, Rod 1945-46
Lanford, Dan 1948-49-50-51 (C)
Lassiter, Jack 1921
Lawson, H.B. 1930-31-32

Lawson, Scott (mgr.) 1991-92
Leapheart, Al 1970-71-72
Lee, Jason (mgr.) 2003-04-05
Lee, Jimmy 1957-58-59 (C)
LeMelle, Ronny 2004-05-06 (C)
Leonard, Jimmy 1960-61
Lett, Johnnie 2009-10
Lewis, Johnathan 2001-03-04
Lewis, Kelvin 2007
Locke, T.C. 1909-10
Lockhart, Darrell 1980-81-82-83 (C)
Lollar, Chris 2003-04
Louisell, William 1915
Loyless, Jimmy Ray (mgr.) 1973-74-75-76
Lumpkin, T.W. 1930-31-32
Luquire, Adam 2007-08
Lynn, Bill 1949-50 (C)
Lynn, Johnny 1985-86-87-88

M

Mack, Kendell 1998
Magri, Ernie 1972-73
Major, E.A. 1909-10-11-12-13
Malone, Andre 2010
Manci, Frank 1940-41-42
Mandula, Bob 1973-74
Martello, Vince 1981
Martin, James 1952-53-54
Martin, Terry 1984
Mason, Sam 1933
Mays, Bob (mgr.) 1960
McAfee, Emmett 1949
McCullough, John (mgr.) 1972-73-74
McFadden, Jeffrey 1987
McFadden, Frank 1918-19-20-21
McGadney, Mack 1999-2000-01-02

McGrew, Roy 1979
McGriff, Bill 1956-57-58
McKelvy, Cornelius 1947
McKie, Robert 1989-91
McKinney, W.R. 1925-26
McKinney, Wallace 1922-23-24
McKinney, William 1924-25
McKissick, Rex 1936-37-38 (C)
McLeod, Michael (mgr.) 2000-01-02
McMahon, Warren 1933-34
McManus, Bayward 1958-59
Meagher, John 1945
Mengelt, John 1969-70-71
Miaway, Archie 2007
Miller, Jeff (mgr.) 1979
Miller, Bob 1966-68
Miller, Robert 1953-54 (C)
Miles, David (mgr.) 1979
Millsap, Joe 1966-67
Mitchell, Dwayne 2002
Mitchell, Joe Bob 1935-36
Mitchell, Mike 1975-76-77-78 (C)
Mlobberly, W.C. 1948-49-50-51
Monroe, Lewis 2002-03-04
Montgomery, Jimmy 1965-66
Moon, Glen 1974-75-76
Moore, Jeff 1985-86-87-88
Morgan, Malvern 1937-38-39
Morris, Chris 1985-86-87-88
Mosteller, Odell 1982-83
Motley, Marvin 1941-42
Mullendore, Gary 1971-72
Mullins, H.L. 1928-29
Mummert, Gordon 1952-53-54-55
Mumphord, Alvin 1980-81-82-83 (C)

Murdock, D.N. 1912

N


Naftel, James 1957
N'diaye, Mamadou 1997-98-99-00
Neal, Heath (mgr.) 1997-98-99-00
Nelson, Rolland 1955-56
Newell, Olin 1914
Newton, Joe 1963-64-65
Neysmith, Tony 2010
Nixon, Glenn 1948-49
Noble, A.J. 1913
Norman, Mandy 1921
Norris, Moochie 1995 (C)

O


O'Cain, Richard 1946-47
O'Connor, Michael 2005
O'Daniel, Curtis 1964
O'Donnell, James 1953-54-55-56 (C)
Oliver, David (mgr.) 1995-96-97
Ondr, Rob (mgr.) 2000-01
Osberry, Robert 1973-74
Owens, Brandon (mgr.) 1998

P


Page, Josey (mgr.) 1956-57
Pappas, Ernest 1937
Parker, T.F. 1909-10
Parks, Ben E. 1942
Pate, Roy 1930
Patrick, Larry 1990-91
Patrick, Myles 1975-76-77-78
Payne, William 1914-15-16
Pearson, Chris (mgr.) 2000
Pearson, J. Tim 1964-65
Pederson, Alex (mgr.) 2008
Pendleton, Jason (mgr.) 1995-96-97
Perrv, Tom 1967-68-69 (C)




Joe Newton
(1963-65)




Myles Patrick
(1975-78)



Stan Pietkiewicz
(1975-78)



Frank Poindexter
(1980-82)




Bubba Price
(1977-80)



Gary Redding
(1973-76)



Henry Sturkie
(1954-57)



Wally Tinker
(1967-69)

Person, Adrian 1999
Person, Chuck 1983-84-85-86
Person, Wesley 1991-92-93-94 (C)
Pietkiewicz, Stan 1975-76-77-78 (C)
Pohlman, Scott 1998-99-2000-01(C)
Poindexter, Frank 1980-81-82
Poole, James (mgr.) 1982-83
Porter, Chris 1999-2000 (C)
Porter, Will (mgr.) 2005-06-07
Posey, Leon 1960-61-62
Powell, Jack 1946-47 (C)
Powers, Kirk 1978-79
Price, Bubba 1977-78-79-80 (C)
Price, Randy 1982
Pridgen, Dan 1949-50-51
Prowell, Quan 2007-08
Purcell, William (mgr.) 1974

Q

Quick, Ronnie 1966-67
Quinney, George 1934

R

Redd, Albert 1920
Redding, Gary 1973-74-75-76 (C)
Reed, DeWayne 2007-08-09-10
Remillard, Jason (mgr.) 1997-98-99-00
Retseck, Jim 1971-72
Ridenhour, Jacob (mgr.) 1993-94-95
Robertson, Quantez 2006-07-08-09(C)
Robinson, Ardith 1949
Robinson, Brandon 2002-03-04
Robinson, Clifton 1998
Robinson, Doc 1997-98(C)-99(C)-00 (C)
Rodgers, Hugh 1936
Rogers, Chris 2005
Ross, Bill 1960-61-62 (C)
Ross, Earnest 2010
Russell, Erskine 1947-48

S

Salter, John 1963
Samples, Tyrone 1957-58-59
Sanderson, Jack 1946
Savage, Zack 1923
Sawyer, Bill 1981-82
Scarbrough, L.A. 1909-10-11-12
Siebert, Robert 1946
Sharp, Reggie 1999-2000-01(C)
Shelby, Matt (mgr.) 2002-03-04-05
Shepperd, Brian 1983
Shetler, Carl 1968-69-70 (C)
Simmons, Eric "Butch" 1975-76
Sindler, Frank J. 1933
Slaughter, T.R. 1927
Slayden, Herb 1955
Slayden, Kay 1954-55-56
Smith, A.L. 1928
Smith, Abe 1999-2000
Smith, Bryant 1996-97-98-99 (C)
Smith, Drew 2006-07-08
Smith, Dudley 1998
Smith, Leonard 1994
Smith, Ralph 1971-72-73
Smith, Richard 1990
Smith, William 1972
Snyder, E. 1926
Spencer, Dylan 2010
Spencer, Howard 1984-85
Springfield, Mike 1995-96
Stapler, Scott (mgr.) 1995-96
Stapleton, Bobby 1945
Steed, George 1914-15-16
Sterling, Joseph 1947-48-49
Stewart, Jack 1930-31-32
Stockelberg, Frank K. 1924
Stone, Noah (mgr.) 1993-94

Strange, George 1935
Streetman, J.P. 1939-40
Streit, J.B. 1911
Strickland, Aubrey 1917
Strickland, Trey (mgr.) 2006-07
Strickland, Vern 1984-86
Stringer, Eric 1978-79-80-81
Stuart, Shawn 1993-94
Sturkie, Henry 1954-55-56-57 (C)
Sullivan, Frankie 2009-10 (C)
Sutton, Brent 1972-73
Swinson, Aaron 1992-93-94 (C)

T

Tanner, Jack 1942
Taylor, George 1914
Taylor, Mitch 1992
Thigpen, James 1916
Thomas, Darrell 1985
Thomas, Emmett 1975
Thomas, Phillip 1996
Thomas, Randy 1965
Thorington, Garrett (mgr.) 2006-07
Tinker, Billy 1961-62-63-64
Tinker, Wally 1967-68-69 (C)
Tolbert, Frank 2005-06(C)-07-08
Tolbert, Jimbo (mgr.) 2000-01
Trapp, J.H. 1919
Trawick, Garreth (mgr.) 2008
Tucker, Bobby 1956-57-58
Tucker, Rodney 2003-04
Turner, Greg 1981-82-83-84
Turner, Herman (mgr.) 2001-02-03-04
Turner, Jack 1952-53-54
Turner, Rodney 1985
Tyler, David (mgr.) 1988-89-90-91


V

Vaughn, David 1959-60-61


Veal, Inman 1952
Vines, J.A. 1929
Valavicius, Rich 1979 (C)-80 (C)

W


Wade, Jimmy 1918-19-20-21
Wadsworth, F.A. 1943
Waites, Harold 1945
Walker, Jimmy 1969-70-71 (C)
Walker, Randall 1966-69
Wallace, Josh 2010
Waller, Tay 2009-10
Walter, Bill 1950-51
Walther, Paul 1946
Ware, R.Y. 1906-07-08
Ware, W.J. 1925
Watkins, Corey 1999
Watkins, Walter 1914
Watson, Nathan 2002-03-04-05 (C)
Weems, Lance 1993-94-95(C)-96(C)
Weldon, Roger 1950-51-52 (C)
Welsh, Richie 1984
West, Harold 1945
Whigham, Byrd 1954-55
Whitaker, H. 1906-07
White, Gerald 1984-85-86-87
Wicke, Danny 2003-04
Wiley, Aubrey 1993-94
Williams, Frank 1942-43
Williams, Frank 1947 (C)
Williams, Franklin 1995-96-97-98 (C)
Williams Jr., Larry 2008-09-10
Williams, Ray 1946-47-48 (C)
Wills, Bob 1968-69
Wilson, W.P. 1917
Wood, Jim 1948
Woodruff, C.W. 1906-07-08
Worrill, Jamie 1913




Rich Valavicius
(1979-80)



Lance Weems
(1993-96)



Gerald White
(1984-87)



Aubrey Wiley
(1993-94)

All-Time Numerical Roster

(Since 1936)

00

Kerry Harvis (2006)
Byron Bell (1993)
Paul Daniels (1981-84)

1

Andre Malone (2010)
Korvotney Barber (2009)
Frank Tolbert (2005-08)

2

Archie Miaway (2007-08)
Daniel Hayles (2005-06)
Abdou Diame (2001-02)

3

Josh Dollard (2006-07)
Ian Young (2004-05)
Marquis Daniels (2000-03)
Reggie Sharp (1999)
Earnest Brown (1996-97)
Jim Costner (1994-95)
Champ Wrencher (1990-92)
Kirt Hankton (1989)
Byron Henson (1980-83)
Taylor Hart (1948-50)

4

Lucas Hargrove (2007-10)
Emanuel Willis (2006)
Marco Killingsworth (2002-04)
Chris Porter (1999-2000)
Derek Caldwell (1998)
Chris Davis (1995-96)
Aaron Swinson (1992-94)
Lewis Card (1979-80)
Glenn Nixon (1948-1949)

5

Ty Armstrong (2010)
Kelvin Lewis (2007)
Jamison Brewer (2000-2001)
Clifton Robinson (1998)
Derek Caldwell (1995-97)
Jim Duce (1980)

10

Larry Williams Jr. (2008-10)
Troy Gaines (2003-05)
Scott Pohlman (1998-2001)
Terrance Howard (1985-88)
Robert Holler (1984)
Rick Bolling (1982-83)
Jim Devaney (1980-81)
Bill Wallace (1974, 1976)
Jim Krivacs (1975)
Bill Kirkpatrick (1953-55)
Frank Davis (1952)
Jimmy Willet (1951)
Dwight Hitt (1950)
Dick O'Cain (1947)
Bob Seibert (1946)

11

Josh Wallace (2010-Present)
Derrick Bird (2002-03)
Reggie Sharp (2000-01)
Phillip Thomas (1996)
Wesley Person (1991-94)
David Williams (1988)

Melvin Haralson (1986-87)
Rodney Turner (1985)
Greg Turner (1981-84)
Mark Barnhizer (1977-79)
Bill Turner (1974-75)
Herbert Greene (1964-65)
John Burnett (1961-63)
George Cochran (1960)
Joe Woods (1959)
Sam Bowen (1958)
Brownie Nelson (1955-56)
Kay Slayden (1953)
Vince Dooley (1952)
Bill Mobberly (1951)
Jack Sanderson (1946)

12

DeWayne Reed (2007-10)
Moses Edun (2004-06)
Jay Heard (1999-2000)
Alex Franco (1995)
Leonard Smith (1993-94)
Mitch Taylor (1992)
Johnny Benjamin (1989)
Gerald White (1984-87)
Odell Mosteller (1982-83)
Mike Christian (1972-74)
Pat Cowart (1970-71)
Mike Newell (1969)
Bob Miller (1966-68)
Larry Cart (1963-65)
Porter Gilbert (1959-61)
Bobby Tucker (1956-58)
Travis Beatty (1953)
Don Lanford (1949-51)
Erskine Russell (1947-48)
Connie McKelvey (1947)

13

Matt Heramb (2007-08)
Brandon Robinson (2002-04)
Bryant Smith (1996-99)
Mike Jones (1986-88)
Ritchie Welsh (1984)
Chuck Johnson (1983)
Sam Fitten (1982)
Jack Glasgow (1948-50)

14

Drew Smith (2006-09)
Michael O'Connor (2005)
Charlton Barker (2000-2002)
Reggie Gallon (1989-93)
Johnny Lynn (1985-88)
Tim James (1982-83)
Roy McGrew (1979-80)
Myles Patrick (1975-78)
Jimmy DeVenney (1960)
Jerry Hart (1958)
Jim Naftel (1955-56)
Walt Stoudemire (1953)
Inman Veal (1952)
Roy Brawner (1949-51)
Ted Krezmensi (1946)

15

Tony Neysmith (2010-Present)
Brett Howell (2005-06)

Danny Wicke (2003)
Jimbo Tolbert (mgr.), (2000)
Lance Weems (1993-96)
Leonard Smith (1992)
Larry Patrick (1990-91)
Kelvin Ardister (1989)
Frank Ford (1984-87)
Kyle Anderson (1983)
Thad Burgess (1979)
Ted Henderson (1976-77)
Paul Seymour (1975)
Rex Howell (1973)
John Mengelt (1969-71)
Alex Howell (1966-68)
Tim Pearson (1963-65)
Tommy Henderson (1959)
Terry Chandler (1956-58)
Robert Burgess (1955)
Bill Fickling (1952-54)
George Hill (1949-51)
Jack Powell (1946)

16

Miller (1947)

17

Diffley (1947)

Jack Colbert (1946)

18

Ray Williams (1946)
Herbert Burton (1942)

20

Frankie Sullivan (2009-present)
Danny Wicke (2004)
Mike Springfield (1995-1996)
Shawn Stuart (1993-94)
Dustin Hester (1988-1990)
Aundrae Davis (1987)
Wayne Bracy (1975-78)
Tim Beavers (1972-74)
Jimmy Walker (1969-71)
Barry Timmerman (1968)
Tee Faircloth (1965-67)
Larry Chapman (1961-64)
Bayward McManus (1958-60)
Byrd Whigham (1954-55)
John Logue (1953)
Dick O'Cain (1946)
Frank Mancini (1940-42)
Ernest Pappas (1937-39)

21

Rasheem Barrett (2006-09)
Quinnel Brown (2004-05)
Adam Harrington (2001-2002)
Ronnie Battle (1989-93)
Rob Jones (1986-87)
Mark Cahill (1983-84)
Mark Reed (1982)
Bubba Price (1977-80)
Bob Mandula (1974-76)
Jimmy Elliot (1972)
Greg Austin (1970)
Tom Perry (1967-69)
Mike Keeble (1964)
Billy Biles (1963)
Bill Ross (1960-62)

Jimmy Lee (1957-59)
Henry Sturkie (1954-57)
Jack Turner (1953-54)
Bill Walters (1950-51)
Andy Robinson (1949)
Quentin Burgess (1945-46)
Crawford Holmes (1937-39)

22

Kenny Gabriel (2010-Present)
Scott Campbell (2005)
Lewis Monroe (2002-04)
Marin Bota (2001)
Wes Flanigan (1994-97)
John Caylor (1987-90)
Robert Leak (1983)
Randall Ridley (1982)
Eric Stringer (1978-81)
Eddie Johnson (1974-77)
Gary England (1971-73)
Carl Shetler (1968-70)
Bobby Buisson (1965-67)
John Blackwell (1962-64)
Ray Groover (1958-61)
Henry Sturkie (1956-57)
R.T. Lee (1956)
Doyle Haynes (1954)
Jack Glasgow (1948-51)
Dan Pridgen (1949-50)
Joe Womack (1946)
Shag Hawkins (1942)
Fagan Canzoneri (1941)
Tommie Edwards (1937-39)

23

Quantez Robertson (2006-09)
Toney Douglas (2005)
Dwayne Mitchell (2002)
Daymeon Fishback (1997-2000)
Leroy Davis (1994-95)
Rod Joyce (1990-93)
Pete McBee (1988)
Alvin Mumphord (1980-83)
Dom Fucci (1976-77)
Dan Cox (1974-75)
Tommy Fibbe (1964-66)
Harvey Johnston (1962)
Jimmy Fibbe (1959-61)
Kay Slayden (1954-56)
Bob Smith (1951)
Dick Webb (1949)
Frank Williams (1947)
Marvin Roberts (1946)
Bob Dunbar (1941)
J.P. Streetman (1939-40)
Andrew Curlee (1936-37)

24

Tay Waller (2009-10)
Quan Prowell (2007-08)
Nathan Watson (2002-05)
Dudley Smith (1998)
Moochie Norris (1995)
Derrick Dennison (1988-90)
Donnie Butcher (1983-84)
Mark Cahill (1981-82)
Kenny Carter (1980)
Stan Pietkiewicz (1975-78)

Gusty Nordgren (1961)
 John Gibrant (1960)
 Ty Samples (1958-59)
 Jim O'Donnell (1953-56)
 Roger Weldon (1951-52)
 Joe Sterling (1947-49)
 Rod Lancaster (1946)
 Earl Tanner (1940-42)
 Theron Karge (1937)
25
 Jake Drum (2009-present)
 Adam Luquire (2007-08)
 Kendell Mack (1998)
 Reid Clark (1995-96)
 Tommy Dyer (1994)
 Mark Hutton (1993)
 Marcus Ford (1990)
 Matt Geiger (1988-89)
 Gary Godfrey (1985-86)
 Terry Martin (1984)
 Bill Sawyer (1981-82)
 Taylor Hart (1980)
 Kirk Powers (1978-79)
 Bob Osberry (1973-74)
 Henry Harris (1970-72)
 Tim Christian (1967-68)
 Gary Lambert (1966)
 Bill Tinker (1961-64)
 Henry Hart (1957-60)
 Jim Diamond (1954-56)
 J.P. Farish Jr. (1951-53)
 Gene Hoele (1950)
 Emmett McAfee (1949)
 Johnny Adcock (1946)
 Marvin Motley (1941-42)
 Red Childers (1937-38)
 Buddy Crew (1936)
26
 Bill Dudley (1938)
27
 Ray Williams (1946-48)
 Billy Ray (1946)
 Frank Hamm (1937)
28
 Joel Eaves (1935-37)
29
 Tom Martin (1940-41)
 Cecil Wallace (1937-39)
30
 Brendon Knox (2009-10)
 Jamaal Arnold (2003)
 Johnathan Lewis (2001)
 Keenan Carpenter (1988-1989)
 Randy Price (1982)
 Mike Mitchell (1975-78)
 Brent Sutton (1972-74)
 Bob Wills (1968-69)
 Joe Millsap (1965-67)
 Lamar Henry (1962-64)
 David Vaughn (1959-61)
 Mack Lee (1953-54)
 John Lockard (1951)
 Ray Gibson (1938-40)
 Rogers (1937)
31
 Mack McGadney (1999-2002)
 Pat Burke (1993-97)
 Richard Smith (1990-91)
 Vern Strickland (1984-86)
 David Cunningham (1974-75)

Tim Ash (1970-71)
 Harold Carden (1966)
 Curt O'Daniel (1962-65)
 Mack Kirkland (1961)
 Johnny Cochran (1952-54)
 Leroy Sudduth (1951)
 Malvern Morgan (1937-39)
32
 Korvotney Barber (2006-08)
 Rodney Tucker (2003-04)
 John Gomillion (1998)
 Ray Donald (1995-96)
 Corey Walker (1989)
 Darren Guest (1985-86)
 Darrell Lockhart (1980-83)
 Gary Redding (1973-76)
 Jim Retseck (1971-72)
 Ron Jackson (1968-70)
 Lee DeFore (1963-66)
 Jim Leonard (1961)
 Jorge Haeussler (1960)
ReX Frederick (1957-59)
 Mack Lee (1955)
 Jim Martin (1952-54)
 Dan Pridgen (1951)
 Shag Hawkins (1941)
 Rex McKissick (1936-38)
33
 Earnest Ross (2010-Present)
 Ronny LeMelle (2003-06)
 Donny Calton (2000-2003)
 Michael Hardin (1992)
 John Walker (1988)
 Carey Holland (1984-85)
 Tim Tipton (1983)
 Frank Poindexter (1980-82)
 Glen Moon (1974-76)
 Dan Kirkland (1971-72)
 Wallace Tinker (1967-69)
 Jimmy Montgomery (1965-66)
 John Salter (1962-63)
 Harvey Johnston (1961)
 Terry Hinote (1960)
 J.B. Bearden (1958)
 Gordon Mummert (1952-53)
 Bill Dawson (1951)
 Bob Dickinson (1938-39)
 John Rouche (1937)
34
 Johnnie Lett (2009-10)
 Kyle Davis (2001-04)
 Mamadou N'diaye (1997-2000)
 Cameron Boozer (1992-93)
 Robert McKie (1989-91)
 Chris Morris (1985-88)
Charles Barkley (1982-84)
 Bob Bond (1974-76)
 Billy Smith (1972)
 Mike Pugh (1971)
 Bobby York (1970)
 David Hurt (1967-69)
 Randy Thomas (1965-66)
 Mack Kirkland (1962-63)
 John Salter (1961)
 Manley Johnson (1958)
 Bob Miller (1953-54)
 Ben Park (1942-42)
 Orville Ginter (1938)
35
 Ryan Brooks (2007-08)

Ryan Daniel (2005)
 Johnathan Lewis (2003-04)
 Jeff Switzer (1992-93)
 Brian Sheppard (1983)
 Pepto Bolden (1974-77)
 Sylvester Davenport (1973)
 Al Leaphart (1970-72)
 Randall Walker (1967-69)
 Rex Etheridge (1967-68)
 Joe Newton (1963-65)
 Leon Posey (1960-62)
 Bill McGriff (1956-58)
 Bob Fenn (1952-53)
40
 Lincoln Glass (2001-02)
 Abe Smith (1999-2000)
 Zane Arnold (1989-91)
 Jeff Moore (1985-88)
 Michael Rutledge (1984)
 Dale Deschamps (1975-76)
 Rich Gortney (1974)
 Jerry Lamberson (1973)
 Tom Bardin (1971)
 Joe Sigur (1969)
 Bill Anderson (1967)
 Freddie Guy (1963-65)
 John Helmlinger (1960-62)
 Bill Gregory (1956-59)
 Dan Fausett (1953)
41
 Rob Chubb (2010-Present)
 Alvin Jefferson (1996-97)
 Aubrey Wiley (1992-94)
 Benny Anthony (1977-80)
 Emmett Thomas (1974-76)
 Albert Johnson (1972-73)
 Mike Poole (1971)
 Mike Scott (1969)
 Ronnie Quick (1966-67)
 Billy Ingram (1962-63)
42
 Francis Aihe (2009)
 Joey Cameron (2006)
 Adrian Chilliest (1996-99)
 Rich Valavicius (1979-80)
 Cedrick Hordges (1976-77)
 Roger Jorgensen (1974-75)
 Ralph Smith (1971-73)
 Bill Alexander (1968-70)
 Layton Johns (1961-63)
 Thomas Coleman (1956)
 Bob Wright (1953)
43
 Cameron Boozer (1991)
44
 Dylan Spencer (2010-Present)
 Chris Rogers (2005)
 Dwayne Curtis (2004)
 David Hamilton (1999-2000)
 Franklin Williams (1995-98)
 Chris Brandt (1988-92)
 Jeffrey McFadden (1987)
 Ricky Short (1986)
 Earl Hayes (1982-83)
 Earl Banks (1978-81)
45
 Kyle Derozan (2005)
 Adrian Person (1999)
 Jeremy Beasley (1997-98)
 Chuck Simms (1990-91)

Chuck Person (1983-86)
 Bobby Cattage (1978-81)
50
 Doc Robinson (1997-2000)
 Dennis Tindle (1976-77)
 Ray Woodward (1974-75)
51
 Gary Godfrey (1982-83)
 Scott Bell (1980)
52
 Joe Baldrian (1975)
53
 Matt Baggett (2002)
 Orenn Fells (2001)
54
 Willie Jones (1992)
 Brian Baumgartner (1990)
 Howard Spencer (1984-85)
 Jeff Adams (1976-79)
 Mike Roach (1974-75)
 Ernie Magri (1972-73)
55
 Chris Lollar (2003-04)
 Randy Hughes (1998)

Players Retired Jerseys in BOLD

DID YOU KNOW? ...


The following numbers are currently legal: **00, 0, 1, 2, 3, 4, 5, 10, 11, 12, 13, 14, 15, 20, 21, 22, 23, 24, 25, 30, 31, 32, 33, 34, 35, 40, 41, 42, 43, 44, 45, 50, 51, 52, 53, 54, 55.**

Team rosters can include 0 or 00, but not both. From 1958 to 1999, the numbers 1 and 2 were prohibited.

Overtime Record (1906-2010)

Season	Opponent	AU-Opp	Site
1906-07	Columbus YMCA	29- 27	
1920-21	Mercer	36- 31	H
1923-24	Birmingham Ath. Club	32- 36	
1926-27	Georgia Tech	20- 22	A
1930-31	North Carolina State	30- 28	
1939-40	Georgia Tech	39- 38	H
1950-51	Georgia	69- 68	H
	Florida	83- 77	H
1953-54	Howard	70- 63	A
1955-56	Rice	80- 82 (2ot)	A
	Georgia Tech	77- 74	H
1956-57	Alabama	92- 88	N
	Georgia Tech	67- 76	A
	Alabama	79- 81 (2ot)	A
1959-60	Tulane	53- 51	A
	Alabama	63- 61	A
1960-61	Georgia Tech	43- 48	H
	Alabama	66- 71	A
1962-63	Florida State	77- 70 (2ot)	A
	Houston	71- 69	A
	Alabama	81- 78	N
	Georgia	70- 67	H
	Alabama	74- 67	N
1963-64	Miss. State	64- 63	A
	Ole Miss	58- 59	A
1965-66	Columbia	76- 75	A
1966-67	Georgia Tech	76- 78	A
	Mississippi State	55- 59	A
	Alabama	99- 96	A
1967-68	Tennessee	54- 63	H
1968-69	Florida	81- 80	H
1969-70	Mississippi State	71- 69	A
1972-73	Georgia	72- 84	A
	Florida	74- 76	H
1973-74	Kentucky	99- 97	H
1974-75	Georgia	90- 93	A
1975-76	SMU	85- 87	A
	Kentucky	91- 84	H
	Tennessee	73- 72	H
1976-77	Vanderbilt	76- 71	A
1977-78	LSU	95-101	H
	Mississippi State	82- 83	A
1978-79	Kentucky	83- 86	H
	Florida	93- 92	A
	Ole Miss	56- 54 (2ot)	H
	Georgia	95- 91 (4ot)	N
1979-80	Arkansas State	62- 69	N
	Alabama	46- 50	H
	Georgia	69- 65	A
1980-81	Air Force	46- 48	N
	Florida	48- 50	N
1981-82	Kentucky	83- 81	H
	Mississippi State	38- 36	N
1983-84	UAB	62- 69	A
1984-85	Kentucky	47- 49	H
	Florida	81- 78	A
	Alabama	72- 74 (2ot)	A
	Alabama	53- 49	N
1985-86	Southwestern Louisiana	64- 66	A
	Georgia	87- 86	A
1986-87	Georgia	62- 58	H
1987-88	Illinois	103-107	A
1990-91	Georgia	59- 58 (2ot)	A
	Florida	84- 87	H
1993-94	Georgia	80- 83	H
	Mississippi State	86- 91	H
	Ole Miss	85- 88 (2ot)	A
1995-96	Mississippi State	75- 78	H
	Tulane (NIT)	73- 87	H
1996-97	Colorado	72- 78	N
	Hawaii-Hilo	98- 92	A

Season	Opponent	AU-Opp	Site
1997-98	Mississippi State	68- 66	H
	Marquette (NIT)	60- 75	A
1999-2000	Ole Miss	77- 79	A
	South Carolina	77- 72	N
2000-01	Toledo (2ot)	90- 95	N
	Oregon	101-97	N
	Tennessee (2ot)	88- 96	H
	Georgia	80- 85	A
	Alabama	72- 69	H
2002-03	Saint Joseph's (NCAA Tour.)	65- 63	N
2003-04	South Carolina	51- 53	H
2004-05	Colorado State	79- 76	H
	UNLV	87- 91	H
	Florida	78- 84	H
2006-07	Nicholls State	92- 87	H
2008-09	Dayton	59- 60	N
2009-10	Arkansas	79-82	A
	Mississippi State	75-85	A
Won 44, Lost 45 (.494) (Bold - Games won by Auburn)			



Bobby Cattage, who is hugged by head coach Sonny Smith, scored 21 points to lead Auburn to a 95-91 quadruple overtime victory over Georgia in the 1979 SEC Tournament. It still ranks as the longest SEC Tournament game in history.

Tigers on Television

(1950-2009)

Season/Opponent	AU-Opp
1949-50	
at Georgia Tech (WSB)	49-65
1959-60	
Kentucky	61-60
1963-64	
Vanderbilt (#5)	81-63
1964-65	
at Vanderbilt	77-105
1965-66	
at LSU	74-66
Kentucky (#1)	64-77
1966-67	
Vanderbilt (#9)	64-51
at Kentucky	58-60
1967-68	
Kentucky (#9)	74-73
1968-69	
Tennessee	71-60
1969-70	
Tennessee	77-64
1970-71	
Florida	85-70
at Alabama	92-76
1971-72	
Alabama	78-79
at Tennessee	70-80
1972-73	
LSU	60-79
1973-74	
LSU	76-87
1974-75	
at LSU	87-78
Florida	76-75
Alabama (#7)	76-70
1975-76	
at LSU	102-86
at Florida	88-79
Georgia	88-79
1976-77	
at LSU	73-77
Tennessee	83-93
1977-78	
at Tennessee	76-80
Alabama	74-81
Mississippi State	85-74
1978-79	
Alabama (#18)	76-83
Mississippi State	72-74
vs. Vanderbilt*	59-53
vs. Georgia*	95-91 (4ot)
vs. Tennessee* (#20)	65-74
1979-80	
at Kentucky	65-67
at Ole Miss (NBC)	54-71
Vanderbilt	73-77
vs. Georgia*	79-71
vs. Kentucky*	61-69
1980-81	
LSU (#5)	64-74
Florida (NBC)	50-55
vs. Florida*	48-50 (ot)
1981-82	
Florida	80-60
Mississippi State (NBC)	62-49
Kentucky (#9)	83-81 (ot)
vs. Mississippi State*	38-36 (ot)
vs. Kentucky* (#15)	66-89
1982-83	
at UAB (Ind.)	63-61
at Florida	75-92

Season/Opponent	AU-Opp
at Vanderbilt	62-64
Georgia	66-64
at Tennessee (ESPN)	74-82
LSU (NBC)	61-87
Ole Miss (ESPN)	82-59
vs. Alabama*	61-62
1983-84	
at UAB (ESPN)	62-69 (ot)
vs. Wake Forest (#10) (ESPN)	67-76
Florida	82-66
Kentucky (#2) (WTBS)	82-63
at Georgia	86-90
LSU (#10) (WTBS)	80-78
Ole Miss (USA)	60-50
at Florida	58-71
at Kentucky (#6)	64-84
at Vanderbilt (ESPN)	73-67
at LSU (CBS)	80-81
Mississippi State (WTBS)	68-53
Alabama	83-70
vs. Vanderbilt*	59-58
vs. Tennessee*	60-58
vs. Kentucky* (#3)	49-51
vs. Richmond+ (ESPN)	71-72
1984-85	
vs. UAB (ESPN)	61-59
vs. VCU (Ind.)	59-78
at Kentucky (WTBS)	61-68
Ole Miss (USA)	93-73
Kentucky (NBC)	47-49 (ot)
Georgia (USA)	84-86
vs. Ole Miss*	68-60
vs. LSU*	58-55
vs. Florida*	43-42
vs. Alabama* (NBC)	53-49 (ot)
vs. Purdue+ (ESPN)	59-58
vs. Kansas+ (#13) (CBS)	66-64
vs. North Carolina+ (#7) (CBS)	56-62
1985-86	
vs. West Virginia (Ind.)	58-75
at UAB (#16) (ESPN)	56-62
at Mississippi State	72-56
at Alabama (USA)	56-60
Florida (USA)	67-65
at Tennessee	79-80
Alabama (#18) (ESPN)	71-69
at Georgia (ESPN)	87-86 (ot)
vs. Mississippi State*	63-65
vs. Arizona+ (CBS)	73-63
vs. St. John's+ (#4) (CBS)	81-65
vs. UNLV+ (#11) (CBS)	70-63
vs. Louisville+ (#7) (CBS)	76-84
1986-87	
at Mississippi State	66-52
at Alabama (#13) (USA)	82-88
Ole Miss	85-61
at LSU	73-75
UNLV (#3) (ABC)	85-104
at Kentucky	71-75
Mississippi State (USA)	59-45
Alabama (#12)	75-77
LSU	100-62
vs. Kentucky*	79-72
vs. Alabama* (#9)	68-87
vs. San Diego+ (CBS)	62-61
vs. Indiana+ (#3) (CBS)	90-107
1987-88	
vs. Villanova (USA)	65-64
Florida	72-67
at Kentucky (#1) (ESPN)	53-52



Head coach Joel Eaves is interviewed on television following Auburn's stunning 61-60 victory over Kentucky and Adolph Rupp Feb. 20, 1960, en route to the SEC Championship.

Season/Opponent	AU-Opp
Mississippi State	65-57
LSU	69-78
at Florida (#10) (ESPN)	58-57
Georgia	64-57
at Alabama	77-82
vs. Georgia*	60-65
vs. Bradley+ (#11) (ESPN)	90-86
vs. Oklahoma+ (#8) (CBS)	87-107
1988-89	
at Vanderbilt (ESPN)	77-93
at Mississippi State	56-69
Georgia (ESPN)	62-75
at Tennessee	72-89
at Alabama (ESPN)	58-74
at Georgia	76-80
vs. Ole Miss*	68-80
1989-90	
at Ole Miss	72-80
Tennessee	89-83
at LSU (#11)	71-82
at Vanderbilt (ESPN)	87-74
vs. LSU* (#11)	78-76
vs. Alabama*	71-87
1990-91	
Alabama (ESPN)	56-68
at Ole Miss	62-60
Vanderbilt	59-80
Kentucky (#10) (ESPN)	81-89
Tennessee (ESPN)	74-65
Georgia	77-86
vs. LSU* (#16)	92-77
vs. Alabama* (#24)	59-77
1991-92	
at UNLV (SportsChannel)	82-85
at Ole Miss	96-83
at Vanderbilt (ESPN)	83-89
Kentucky (#19)	67-85
Arkansas (#9)	74-82
1992-93	
Florida	73-76
at South Carolina (ESPN)	83-81

Season/Opponent	AU-Opp
Tennessee	88-75
Vanderbilt (#15)	70-73
at Kentucky (#2) (SportSouth)	78-80
Arkansas (#13)	81-80
vs. Tennessee*	76-78
1993-94	
at LSU	72-83
Mississippi State	86-91 (ot)
at Ole Miss	85-88 (2ot)
Alabama (ESPN)	69-74
Kentucky (#7) (ABC)	74-91
at Miss. State (SportSouth)	76-65
vs. Vanderbilt*	81-56
vs. Alabama*	55-83
1994-95	
at UAB (WBMG-TV)	60-54
at Kentucky (#6)	64-98
Ole Miss (ESPN)	88-74
LSU	73-76
Arkansas (#4) (ABC)	104-90
Florida (#23) (SportsCh.)	77-71
at Alabama (#20)	63-65
at Miss. State (#21) (SS)	70-69
vs. South Carolina*	81-66
vs. Kentucky (#3)*	81-93
1995-96	
vs. Louisville (#13) (WDRB-TV)	82-78
LSU	95-87
Arkansas	101-76
at Vanderbilt	62-76
at Florida (SportsSouth)	73-70
at Arkansas	77-87
Kentucky (#1) (ESPN)	73-88
at Mississippi State	51-67
vs. Vanderbilt*	68-65
vs. Mississippi State* (#25)	58-69
1996-97	
at UAB (WBMG-TV)	57-64
vs. Murray State (FSS)	86-72
Arkansas	55-56
Florida	79-65



Season/Opponent	AU-Opp
Kentucky (#4)	53-77
at Georgia (CBS)	48-53
Alabama (ESPN)	72-62
at Arkansas (ESPN)	42-75
Vanderbilt (FSS)	61-75
at Alabama (FSS)	50-55
Ole Miss	63-71
vs. Tennessee*	67-54
vs. Kentucky* (#6)	50-92
1997-98	
vs. Temple (#24) (FSS)	42-68
Alabama	94-40
South Carolina (#14)	56-61
Ole Miss (#12) (FSS)	68-67
Mississippi State	68-66 (ot)
at Florida (Sunshine)	64-81
at Arkansas (#18)	83-107
Kentucky (#7)	58-83
vs. Florida*	64-68
1998-99	
at Hawaii (KFVE-TV)	84-57
at Florida State (FSS)	80-68
Wofford (CSS)	79-51
at Navy (FoxNet)	88-70
Bethune-Cookman (CSS)	99-46
Tennessee (CSS)	90-62
Arkansas (#18)	83-66
Florida (CBS)	88-69
at Kentucky (#7)	62-72
at Alabama (CSS)	73-58
Mississippi State (CSS)	64-54
at Georgia	85-74
LSU (FSS)	95-66
Ole Miss (ESPN)	102-61
Alabama (CSS)	88-104
at Arkansas	88-104
vs. Alabama*	93-61
vs. Kentucky* (#14)	57-69
vs. Winthrop+ (CBS)	80-41
vs. Oklahoma State+ (CBS)	81-74
vs. Ohio St.+ (#14) (CBS)	64-72
1999-00	
UAB (FSS)	95-66
Arkansas-Pine Bluff (CSS)	100-44
vs. Stanford (#7) (KCal9)	58-67
Florida State (FSS)	55-54
vs. Pennsylvania (ESPN)	77-70
Coppin State (CSS)	63-35
vs. Bradley (Comcast)	78-64
Southern Miss (CSS)	56-50
Georgia	67-52
Kentucky (#20) (ESPN)	66-63
at Mississippi State	51-45
South Carolina (CSS)	65-61
at Ole Miss	77-79 (ot)
at Tennessee (#11) (ESPN)	76-105
Mississippi State	73-57
Alabama (CSS)	77-63
Arkansas	73-55
Ole Miss (FSS)	75-72
at Alabama (ESPN)	64-68
at Florida (#9) (CBS)	59-88
LSU (#12)	55-64
at Arkansas (CBS)	55-64
vs. Florida* (#10)	77-70
vs. South Carolina*	77-72 (ot)
vs. Arkansas* (CBS)	67-75
vs. Creighton+ (CBS)	72-69
vs. Iowa State+ (#6) (CBS)	60-79
2000-01	
Jacksonville State (CSS)	91-51
Mercer (CSS)	88-92
South Alabama (CSS)	66-68
UL-Lafayette (CSS)	93-86
Grambling (CSS)	104-60
vs. Detroit (Comcast)	75-72
vs. Oregon (ESPN2)	101-97 (ot)
Georgia Southern (FSS)	93-79
Southern Miss (FSS)	73-69
LSU	85-69
Florida (#14) (CSS)	63-65

Season/Opponent	AU-Opp
Arkansas	71-63
at Mississippi State (FSS)	74-85
Alabama (#14) (CSS)	72-69 (ot)
at Kentucky (#15)	78-90
vs. Tennessee* (#24)	66-73
at Purdue@ (ESPN)	61-79
2001-02	
vs. Virginia (#7) (Comcast)	72-77
vs. Marshall (Comcast)	78-60
South Alabama (FSS)	73-58
Arkansas (FSS)	77-83
Alabama (#14) (FSS)	59-56
Kentucky (#8) (ESPN)	62-69
at Tennessee	59-82
Mississippi State (JP)	64-72
at Arkansas (JP)	60-62
at Florida (#8) (JP)	61-89
vs. Florida* (#11)	63-81
2002-03	
Georgia State (Comcast)	100-71
S.C. State (Comcast)	85-65
Rutgers (FSS)	82-70
Alabama (#9) (JP)	77-68
at Kentucky (#8) (FSS)	51-67
at Georgia (#19) (JP)	79-85
at Alabama (PPV)	68-84
at Ole Miss (FSS)	80-75
Florida (#4) (JP)	70-73
at Mississippi State (#21)	45-67
vs. Tennessee* (JP)	66-53
vs. Kentucky* (#2) (JP)	58-78
vs. St. Joseph's+ (CBS)	65-63
vs. Wake Forest+ (#8) (CBS)	68-62
vs. Syracuse+ (#12) (CBS)	78-79
2003-04	
Western Kentucky (FSS)	86-64
Colorado State (FSS)	84-54
Air Force (Comcast)	68-49
at UNLV (ESPN)	69-82
at Vanderbilt	53-59
South Carolina	51-53 (ot)
at Alabama (FSS)	46-69
at Florida (#17) (CBS)	52-68
at Arkansas	52-74
at Ole Miss (FSS)	68-72
Kentucky (#9)	59-68
Alabama (ESPN)	71-72
at Tennessee (FSS)	69-75
at LSU (Comcast)	78-66
vs. Georgia*	59-73
2004-05	
vs. Virginia (#24) (FSN)	87-89
Wofford (CSS)	78-85
at Coll. of Charleston (FSN)	76-61
UNLV (ot) (FSN)	87-91
Belmont (CSS)	73-69
Florida (ot) (Sunshine)	78-84
Ole Miss (FSN)	72-79
at Arkansas	59-95
Tennessee (FSN)	62-59
at Kentucky (#5)	73-81
LSU	64-77
Arkansas	77-64

Season/Opponent	AU-Opp
vs. Vanderbilt*	77-73
vs. LSU*	58-89
2005-06	
Gardner-Webb (CSS)	70-43
SE Louisiana (CSS)	66-51
Temple (CSS)	73-42
Winthrop (FSN)	64-62
at Vanderbilt (JP)	50-74
Alabama (JP)	52-56
at Florida (#2) (FSN)	57-69
Kentucky (ESPN)	62-71
Georgia (JP)	66-65
at Mississippi State (FSN)	53-71
at Arkansas (FSN)	64-84
LSU (#25) (FSN)	61-65
at Ole Miss (FSN)	58-54
vs. Vanderbilt*	71-76
2006-07	
vs. Oklahoma State (CSTV)	65-66
Pittsburgh (#2) (CSS)	66-74
South Alabama (CSS)	82-71
Texas A&M (#13) (CSS)	58-87
at Southern Miss (CSS)	54-56
Vanderbilt (FSN)	68-65
at Kentucky (LFS)	57-84
at LSU (#13) (LFS)	63-65
Tennessee (#22)	83-80
Alabama (#12) (ESPN)	81-57
Florida (#1) (FSN)	66-91
at Arkansas (LFS)	57-65
at Alabama (#25) (FSN)	86-77
at Ole Miss	79-83
vs. Georgia*	65-80
2007-08	
vs. George Washington (SS)	74-70
vs. West Virginia (ESPN2)	59-88
vs. Southern (CSS)	71-63
Alabama A&M (CSS)	67-56
Towson (CSS)	79-59
Texas A&M-C.C. (CSS)	76-58
Xavier (FSN)	57-80
Arkansas (ESPN2)	70-76
at Florida (Raycom)	56-72
Ole Miss (#15) (FSN)	80-77
at Alabama (Raycom)	77-97
at Vanderbilt (#18) (FSN)	71-78
Kentucky (Raycom)	63-66
Mississippi State (FSN)	64-83
at Ole Miss (FSN)	90-78
Alabama (CBS)	88-76

Season/Opponent	AU-Opp
South Carolina (FSN)	63-69
at Arkansas (ESPN Classic)	64-77
vs. Vanderbilt* (#17) (Raycom)	82-93
2008-09	
at Xavier (CBSCS)	74-81
at Virginia (FSN)	58-56
Alabama A&M (CSS)	82-40
Southeastern La. (CSS)	77-65
Tulane (CSS)	78-53
Florida (Raycom)	65-68
at Kentucky (Raycom)	64-73
at Arkansas (Raycom)	73-51
Tennessee (Raycom)	78-77
Mississippi State (FSN)	91-76
at Mississippi State (FSN)	76-58
at Alabama (ESPN)	77-73
LSU (#11)	(Raycom) 61-58
vs. Florida* (Raycom)	61-58
vs. Tennessee* (Raycom/ESPN)	85-94
Baylor@ (ESPN)	72-74
2009-10	
Virginia (CSS)	68-67
at Florida State (FSN)	72-76
Sam Houston State (CSS)	89-107
South Carolina (SECN)	71-80
at Tennessee (ESPN2)	55-81
Kentucky (SECN)	67-72
at LSU (SECN)	84-80
at Vanderbilt (SECN)	74-82
Ole Miss (ESPN2)	74-84
Alabama (SECN)	58-57
at Arkansas (SECN)	79-82 (ot)
Georgia (CSS)	82-63
at Mississippi State (FSN)	75-85 (ot)
at Florida (ESPN)	70-78
Arkansas (FSN)	92-83
at Ole Miss (SECN)	75-85
LSU (FSN)	99
Mississippi State (SECN)	89-80
at Alabama (SECN)	61-73
vs. Florida* (SECN)	69-78

*SEC Tournament
+NCAA Tournament
@National Invitation Tournament

Television Summary
Total TV Appearances: 389 (195-194, .501)
Conference Syndication: 198 (81-117, .409)
ESPN: 43 (18-25, .419)
ESPN2: 4 (1-3, .250)
ESPN Classic: 1 (0-1, .000)
ESPN2: 1 (0-1, .000)
CBS: 25 (12-13, .480)
FSN South: 54 (32-22, .593)
SportsSouth: 1 (1-0, 1.000)
USA: 8 (5-3, .625)
Independent: 12 (7-5, .583)
NBC: 6 (2-4, .333)
College Sports Southeast: 18 (18-0, 1.000)
Comcast (CSS): 26 (20-6, .769)
CBSCS/CSTV: 2 (0-2, .000)
WTBS: 4 (3-1, .750)
ABC: 3 (1-2, .333)
SportsChannel: 2 (1-1, .500)
Sunshine Network: 2 (0-2, .000)

Home Games on TV: 172 (107-65, .622)
Away Games on TV: 128 (37-91, .289)
Neutral Games on TV: 89 (44-45, .494)



Auburn fans storm the court for the first time in Beard-Eaves-Memorial Coliseum history as Wesley Person hit a three-point basket out of the left corner with :02 left to give the Tigers an 81-80 victory over 13th-ranked Arkansas. Auburn had trailed by 16 points with 7:57 remaining in the game.




Southeastern Conference



SEC Regular Season and Tournament Champions

Year	Regular Season Champion (SEC Record, Overall)	Tournament Champion
1933	Kentucky (8-0, 20-3)	Kentucky
1934	Alabama (13-2, 16-2)	Alabama
1935	LSU (12-0, 14-1), Kentucky (11-0, 19-2)	
1936	Tennessee (8-4, 15-6)	Tennessee
1937	Kentucky (5-3, 17-5)	Kentucky
1938	Georgia Tech (9-2, 18-2)	Georgia Tech
1939	Kentucky (5-2, 16-4)	Kentucky
1940	Kentucky (4-4, 15-6)	Kentucky
1941	Tennessee (8-3, 17-5)	Tennessee
1942	Kentucky (6-2, 19-6)	Kentucky
1943	Tennessee (6-3, 14-4)	Tennessee
1944	Kentucky (0-0, 19-2)	Kentucky
1945	Kentucky (4-1, 22-4)	Kentucky
1946	Kentucky (6-0, 28-2)	Kentucky
1947	Kentucky (11-0, 34-3)	Kentucky
1948	Kentucky (9-0, 36-3)	Kentucky
1949	Kentucky (13-0, 32-2)	Kentucky
1950	Kentucky (11-2, 25-5)	Kentucky
1951	Kentucky (14-0, 32-2)	Vanderbilt
1952	Kentucky (14-0, 29-3)	Kentucky
1953	LSU (13-0, 25-2)	
1954	Kentucky (14-0, 25-0), LSU (14-0, 21-5)	
1955	Kentucky (12-2, 23-3)	
1956	Alabama (14-0, 21-3)	
1957	Kentucky (12-2, 23-5)	
1958	Kentucky (12-2, 23-6)	
1959	Mississippi State (13-1, 24-1)	
1960	Auburn (12-2, 19-3)	
1961	Mississippi State (11-3, 19-6)	
1962	Mississippi State (13-1, 24-1), Kentucky (13-1, 23-3)	
1963	Mississippi State (12-2, 22-6)	
1964	Kentucky (11-3, 21-6)	
1965	Vanderbilt (15-1, 24-4)	
1966	Kentucky (15-1, 32-2)	
1967	Tennessee (15-3, 21-7)	
1968	Kentucky (15-3, 22-5)	
1969	Kentucky (16-2, 23-5)	
1970	Kentucky (17-1, 26-2)	
1971	Kentucky (16-2, 22-4)	

Year	Regular Season Champion (SEC Record, Overall)	Tournament Champion
1972	Kentucky (14-4, 21-7), Tennessee (14-4, 19-6)	
1973	Kentucky (14-4, 20-8)	
1974	Vanderbilt (15-3, 23-3), Alabama (15-3, 22-4)	
1975	Kentucky (15-3, 26-5), Alabama (15-3, 22-5)	
1976	Alabama (15-3, 23-5)	
1977	Tennessee (16-2, 22-6), Kentucky (16-2, 26-4)	
1978	Kentucky (16-2, 30-2)	
1979	LSU (14-4, 23-6)	Tennessee
1980	Kentucky (15-3, 29-6)	LSU
1981	LSU (17-1, 31-5)	Ole Miss
1982	Kentucky (13-5, 22-8)	Alabama
1983	Kentucky (13-5, 23-8)	Georgia
1984	Kentucky (14-4, 29-5)	Kentucky
1985	LSU (13-5, 19-10)	Auburn
1986	Kentucky (17-1, 32-4)	Kentucky
1987	Alabama (16-2, 28-5)	Alabama
1988	Kentucky (13-5, 27-6)	Vacated
1989	Florida (13-5, 21-13)	Alabama
1990	Georgia (13-5, 20-9)	Alabama
1991	LSU (13-5, 20-10), Miss. State (13-5, 20-9)	Alabama
1992	Arkansas (13-3, 26-8)	Kentucky
1993	Vanderbilt (14-2, 28-6)	Kentucky
1994	Arkansas (14-2, 31-3)	Kentucky
1995	Kentucky (14-2, 28-5)	Kentucky
1996	Kentucky (16-0, 34-2)	Mississippi State
1997	South Carolina (15-1, 24-8)	Kentucky
1998	Kentucky (14-2, 35-4)	Kentucky
1999	Auburn (14-2, 29-4)	Kentucky
2000	Florida (12-4, 29-8), Kentucky (12-4, 23-10) LSU (12-4, 28-6), Tennessee (12-4, 26-7)	Arkansas
2001	Kentucky (24-10, 12-4), Florida (24-7, 12-4)	Kentucky
2002	Alabama (12-4, 27-8)	Mississippi State
2003	Kentucky (16-0, 32-4)	Kentucky
2004	Mississippi State (14-2, 26-4)	Kentucky
2005	Kentucky (14-2, 28-6)	Florida
2006	LSU (14-2, 27-9)	Florida
2007	Florida (13-3, 35-5)	Florida
2008	Tennessee (14-2, 31-5)	Georgia
2009	LSU (13-3, 27-8)	Mississippi State
2010	Kentucky (14-2, 35-3)	Kentucky



Coach Sonny Smith (left) and Chuck Person (right) cut down the nets following Auburn's 53-49 win over Alabama in the 1985 SEC Tournament championship game in Birmingham, Ala. Auburn, which finished tied for seventh in the regular-season standings at 8-10, won four-straight games to capture the title. Person was named tournament MVP after scoring a game-high 16 points against Alabama.

2011 SEC Tournament

The 2011 Southeastern Conference Basketball Tournament returns to Atlanta for the first time since 2008. The Georgia Dome, a world-class facility with basketball seating configuration of 26,000, will host the 12-team tournament for the tenth time in history.

The tournament has been held in Atlanta 12 times before in (1933, 1934, 1987, 1995, 1998, 1999, 2000, 2002, 2004, 2005, 2007)

The winner of the 11-game tournament will receive the SEC's automatic bid to the NCAA Tournament. The tournament seeds, conference championship and division titles will be determined by the 16-game conference schedule during the regular season. Teams will be seeded by their divisional finish and features Eastern Division-Western Division matchups in every game should the higher seed win each contest.

Atlanta served as host of the inaugural SEC Tournament played following the 1932-33 season and did so again after the 1933-34 season. The event was held every year through 1952, with the exception of 1935. After a 26-year layoff (1953-78), the tournament was renewed in 1979.

The 2011 tournament will be the 52nd in league history and the 33rd

since the renewal.

The SEC has shown extraordinary balance in the tournament, evidenced by the fact that a different school won the first seven titles after the renewal. The event has helped set the stage for SEC teams in the NCAA Tournament, as 23 of the last 31 tournament champions have advanced to at least the Sweet 16 with the last five of 15 advancing to the Final Four, including 2006 and 2007 NCAA Champion Florida. Since the renewal in 1979, the SEC Tournament Champion has only failed to win at least one NCAA Tournament game five times.

Kentucky leads the SEC with 26 conference tournament titles. Alabama is second with six crowns, Tennessee ranks third with four championship trophies, Florida and Mississippi State three each and Georgia with two. Auburn, Arkansas, LSU, Ole Miss, Vanderbilt and former league member Georgia Tech have each won one SEC Tournament championship.

Future SEC Tournament sites include New Orleans Arena in 2012, The Sommet Center in 2013 and the Georgia Dome in 2014.

2011 SEC Basketball Tournament Schedule

Georgia Dome • Atlanta, Ga.

Thursday, March 10	Friday, March 11	Saturday, March 12	Sunday, March 13
	EASTERN #1 Game 5 – Noon (SECN)		
EASTERN #5 Game 1 – Noon (SECN)		Game 9 – Noon (ABC)	
WESTERN #4			
	WESTERN #2 Game 6–2:15 pm(SECN)		Game 11 – Noon (ABC)
WESTERN #6 Game 2–2:15 pm(SECN)			
EASTERN #3			NCAA TOURNAMENT REPRESENTATIVE
	WESTERN #1 Game 7–6:30 pm(SECN)		
WESTERN #5 Game 3–6:30 pm(SECN)		Game 10 – 2:15 pm(ABC)	
EASTERN #4			
	EASTERN #2 Game 8–8:45 pm(SECN)		ALL TIMES CENTRAL AND SUBJECT TO CHANGE Game 2 of a session begins 30 minutes after game 1
EASTERN #6 Game 4–8:45 pm(SECN)			
WESTERN #3			



All-Time SEC Standings

All-Time SEC Standings (Conference Games Only, 1933-2010)

Team	Yrs.	Won	Lost	Pct.	Championships
Kentucky	77	875	245	.781	44
Alabama	77	709	540	.568	7
Tennessee	77	655	503	.566	9
Arkansas	19	158	142	.527	2
Vanderbilt	78	621	563	.524	3
LSU	78	612	590	.509	10
Florida	77	535	600	.471	4
Auburn	77	552	642	.462	2
Mississippi State	77	534	682	.439	6
Georgia	78	475	705	.403	1
South Carolina	19	122	182	.401	1
Ole Miss	77	440	755	.368	0
Former Members					
Georgia Tech	32	201	207	.493	1
Tulane	34	195	252	.436	0
Sewanee	8	3	76	.038	0

Note: Sewanee withdrew from the conference after the 1940 season, Georgia Tech after 1964 and Tulane after 1966. During World War II, six schools suspended formal basketball for the 1943-44 season—Alabama, Auburn, Florida, Ole Miss, Miss. State and Tennessee. Kentucky did not compete during the 1953 season due to NCAA suspension.


Composite SEC Tournament Standings (50 Years)

Team	Years	Titles	Won	Lost	Pct.
Kentucky	49	26	114	22	.838
Alabama	51	6	58	44	.569
Tennessee	50	4	59	46	.562
Arkansas	19	1	20	18	.526
South Carolina	19	0	16	19	.457
LSU	51	1	43	50	.462
Georgia	50	2	38	48	.442
Florida	45	3	33	42	.440
Vanderbilt	49	1	30	48	.385
Auburn	48	1	27	47	.365
Mississippi State	50	3	27	47	.365
Ole Miss	48	1	23	47	.329
Former Members					
Georgia Tech		1	14	18	.438
Tulane		0	12	16	.429
Sewanee		0	0	2	.000

All-Time Overall Records

Team	Yrs.	Won	Lost	Tied	Pct.
Kentucky#	106	2023	638	1	.760
Arkansas	87	1501	838	0	.642
Alabama#	97	1499	913	1	.622
Tennessee	101	1471	930	2	.613
Vanderbilt	107	1447	1024	0	.586
LSU	102	1395	1056	0	.569
Mississippi State	98	1272	1056	0	.546
Florida#	91	1210	1013	0	.544
Auburn	104	1218	1059	1	.535
South Carolina	102	1273	1112	1	.534
Georgia#	105	1262	1174	0	.518
Ole Miss	100	1132	1192	0	.487

On-the-court records: UK 1950-610-1; ALA 1449-870-1; UG 1217-1126; UF 1133-984 before NCAA participation was vacated.



Joel Eaves guided Auburn to its first SEC regular-season championship in 1959-60. The Tigers went 12-2 in league play and finished 19-3 overall. (l to r): David Vaughn (30), Coach Joel Eaves, Terry Hinote, John Helmlinger (40)



John Caylor (22), Chris Brandt (44) and Derrick Dennison celebrate following Auburn's 78-76 upset win over 16th-ranked LSU in the 1990 SEC Tournament in Orlando, Fla.

All-Americans

1931-32

Jack Stewart—College Humor Magazine (second team)

1958-59

Rex Frederick—Helms Athletic Foundation (second team)

1959-60

Henry Hart—Helms Athletic Foundation (second team)

1965-66

Lee DeFore—Helms Athletic Foundation (36-man roster)

1969-70

John Mengelt—Helms Athletic Foundation (36-man roster)

1970-71

John Mengelt—Helms Athletic Foundation (36-man roster)

1977-78

Mike Mitchell—Converse Yearbook (second team)

1983-84

Charles Barkley—*Basketball Times* (second team)
NABC (third team)

1984-85

Chuck Person—*The Sporting News* (second team)
McGregor (third team)

1985-86

Chuck Person—*Basketball Weekly* (second team)
NABC (third team)

1993-94

Wesley Person—Associated Press (honorable mention)
United States Basketball Writers Association
(honorable mention)

1998-99

Chris Porter—John Wooden Award (first-team)
Basketball Times (first-team)
College Hoops Insider (first-team)
Associated Press (second-team)
United States Basketball Writers Association
(second-team)


Doc Robinson—*College Hoops Insider* (first-team)
Associated Press (honorable mention)

Key to Abbreviation:


NABC—National Association of Basketball Coaches



CHARLES BARKLEY




LEE DeFORE




REX FREDERICK


All-Americans




HENRY HART




JOHN MENGELT




MIKE MITCHELL




CHUCK PERSON



WESLEY PERSON



CHRIS PORTER



DOC ROBINSON



JACK STEWART




All-SEC

Year	Player	AP	+UPI	*Coaches
1950	Don Lanford, G	2		
	Bill Lynn, F	3		
1951	Don Lanford, G	3		
1954	Bob Miller, F	3		
1955	Bill Kirkpatrick, G	2	1	
1956	Jim O'Donnell, G	3		
1957	Rex Frederick, C	3		
1958	Rex Frederick, F	1		1
	Jimmy Lee, G	3		
1959	Rex Frederick, F	1		1
	Jimmy Lee, F	2		
	Henry Hart, G	2		
1960	Henry Hart, F	1		1
	David Vaughn, C	3		
1961	Jim Fibbe, F	2		1
1962	Layton Johns, C	2		1
	Billy Tinker, F	3		
1963	Layton Johns, F	1		1
	John Blackwell, G	3		
1964	Lee DeFore, C	3		
1965	Joe Newton, G	1	2	1
	Freddie Guy, F	3		
	Lee DeFore, F		3	
1966	Lee DeFore, F	1	1	1
1967	Alex Howell, G		3	
	Bobby Buisson, G			1
1968	Wally Tinker, F		3	
1969	John Mengelt, G	2	2	1
	Wally Tinker, F	3		1
1970	John Mengelt, G	1	1	1
	Bill Alexander, F	3		
1971	John Mengelt, G	1	1	1
1972	Henry Harris, G	3		
1973	Gary England, G	3		
1974	Eddie Johnson, G	2	2	1
1975	Eddie Johnson, G	2	2	1
	Mike Mitchell, F	3	3	
1976	Eddie Johnson, G	1	1	1
	Mike Mitchell, F	2	2	1
1977	Mike Mitchell, F	2	2	1
	Eddie Johnson, G	3	3	
1978	Mike Mitchell, F	1	1	1
	Stan Pietkiewicz, F	2	2	
1979	Bobby Cottage, C		3	
1982	Charles Barkley, C	2	2	
	Odell Mosteller, G		2	
1983	Charles Barkley, C	2	2	1
	Darrell Lockhart, F	3		
1984	Charles Barkley, C	1	1	1
	Chuck Person, F	1	1	1
1985	Chuck Person, F	1	1	1
1986	Chuck Person, F	1	1	1
1987	Jeff Moore, C	2	1	1
	Chris Morris, F	2	3	
	Frank Ford, G	3		
1988	Chris Morris, F	1	1	1
	Jeff Moore, C		3	
1989	Keenan Carpenter, G	2	3	
1990	Ronnie Battle, G	3		1
	Derrick Dennison, F		3	
1991	Ronnie Battle, G	2	3	
1992	Wesley Person, F	3		
1993	Wesley Person, F/G	2		1
	Ronnie Battle, G			1

Year	Player	AP	+UPI	*Coaches
	Aaron Swinson, C	3		2
1994	Wesley Person, G/F	1		1
	Aaron Swinson, F/C	2		1
1995	Moochie Norris, G	3		3
1996	Wes Flanigan, G	3		3
	Lance Weems, G			3
1997	Pat Burke, C	Hon. Mention		
1998	Bryant Smith, F	Hon. Mention		2
1999	Chris Porter, F	1		1
	Doc Robinson, G	1		1
	Bryant Smith, F	2		2
	Mamadou N'diaye, C	3		
2000	Doc Robinson, G	1		2
	Chris Porter, F	2		2
2001	Jamison Brewer, G	3		
	Marquis Daniels, F	3		3
	Adam Harrington, G			3
2003	Marquis Daniels, F	2		2
2004	Marco Killingsworth, F	3		2
2005	Toney Douglas, G	3		3
2009	Korvotney Barber, F	2		2

* 10-player squad until a 5-member squad in 1993-94
+ Discontinued after 1990-91 season



Rex Frederick became the first Auburn player to earn first-team All-SEC honors in 1957-58, after averaging 16.1 points and 14.8 rebounds.

ALL-CENTURY TEAM

1906-2006

LEE DeFORE
1964-67

CHARLES BARKLEY
1981-84

WESLEY PERSON
1991-94

JOHN MENGELT
1969-71

MARQUIS DANIELS
1999-2003

CHRIS MORRIS
1984-88

CHUCK PERSON
1983-86

SHAG HAWKINS
1940-42

CHRIS PORTER
1998-2000

MIKE MITCHELL
1975-78

REX FREDERICK
1957-59

HENRY HART
1957-60

EDDIE JOHNSON
1973-76

JACK STEWART
1930-32

DOC ROBINSON
1996-2000


JEFF MOORE
1985-88
HONORABLE MENTION

JIMMY FIBBE
1959-61
HONORABLE MENTION

FRANK FORD
1984-87
HONORABLE MENTION

HENRY HARRIS
1970-72
HONORABLE MENTION

LAYTON JOHNS
1960-63
HONORABLE MENTION



Honors & Awards

SEC Players of the Year


Southeastern Conference Player of the Year awards have been presented since 1965 by both the Associated Press and United Press International (until 1991) and then by the SEC Coaches.

Two Auburn players have received that honor:

- 1984..... C Charles Barkley (AP and UPI)
- 1999..... F Chris Porter (AP and SEC Coaches)



CHARLES BARKLEY



CHRIS PORTER

National Coach of the Year

Head coach Cliff Ellis is the only Auburn Basketball coach to be named National Coach of the Year. Ellis won six different National Coach of the Year awards following the 1998-99 season when the Tigers went 29-4, won the SEC Championship and finished the season ranked fourth in the nation by the Associated Press.

Following is a listing of the National Coach of the Year awards Ellis garnered:

- 1999.....Cliff Ellis (Associated Press)
(John & Nellie Wooden Award)
(United States Basketball Writers Association)
(*Sports Illustrated*)
(*The Sporting News*)
(*Basketball News*)



CLIFF ELLIS

SEC Coach of the Year

Southeastern Conference Coach of the Year awards have been presented since 1960 by the Associated Press, since 1999 by the SEC Coaches, from 1964-98 by the *Knoxville News-Sentinel*, from 1965-91 by United Press International and from 1974-90 by the Birmingham Tip-Off Club (Rupp Cup).

Since those awards have been presented, five Auburn coaches have been the recipients:

- 1960.....Joel Eaves (AP)
- 1975..... Bob Davis (UPI)
- 1984..... Sonny Smith (AP, UPI, *Knoxville News-Sentinel*/
Birmingham Tip-Off Club)
- 1988.....Sonny Smith (*Knoxville News-Sentinel*/
Birmingham Tip-Off Club)
- 1990.....Tommy Joe Eagles (*Knoxville News-Sentinel*/
Birmingham Tip-Off Club)
- 1995.....Cliff Ellis (*Anniston Star*)
- 1999..... Cliff Ellis (Associated Press/
SEC Coaches/*The Birmingham News*)

All-Time SEC Team

In 1974, the *Orlando Sentinel* published an All-Time SEC Team as selected by a special panel of sportswriters.

One Auburn player was named to that all-time squad:

- G John Mengelt (third-team)

Team of the Decade

In 1989, the *Birmingham Post-Herald* and *Jackson Clarion-Ledger* published a Southeastern Conference Team of the Decade. The *Birmingham Post-Herald* lineup was selected by a special panel of sportswriters, sportscasters and officials while the *Jackson Clarion-Ledger* polled the current league coaches.

Two Auburn players were named to the SEC team of the 1980s (first-team selections) by both newspapers:

- F Chuck Person, C Charles Barkley

Charles Barkley was also honored as the SEC Player of the Decade by the *Birmingham Post-Herald*.

All-Tournament Teams

From 1933 through 1952, players named to the all-tournament team at the Southeastern Conference Tournament served as the All-SEC squad (a first and second team). The Associated Press began selecting a regular-season All-SEC squad in 1949. In 1956, the league coaches began selecting a 10-man All-SEC roster and United Press International started its all-conference picks in 1965. When the conference tournament resumed in 1979, members of the working press once again began selecting an all-tournament squad in addition to a tourney MVP.

Seven Auburn players have received all-tournament honors and two of them have been named MVP:

1942.....	G Shag Hawkins (first-team)
1984.....	C Charles Barkley (MVP) F Chuck Person
1985.....	F Chuck Person (MVP)
2000.....	G Doc Robinson C Mamadou N'diaye F Mack McGadney
2009.....	F Korvotney Barber

Naismith Memorial Basketball Hall of Fame

Auburn All-American Charles Barkley became the first player from the state of Alabama to be inducted into the Naismith Memorial Basketball Hall of Fame during Enshrinement ceremonies Sept. 8, 2006, in Springfield, Mass.

Joining Barkley in the Class of 2006 were Dominique Wilkins, Joe Dumars, Geno Auriemma, David Gavitt and Sandro Gambo.



One Auburn player has been named to the Basketball Hall of Fame:
2006.....Charles Barkley

Alabama Sports Hall of Fame

Each fall, the Alabama Sports Hall of Fame, consisting of voters across the state of Alabama, chooses inductees. Eight Auburn basketball Tigers have been inducted into the Hall of Fame, most recently former coach Sonny Smith in 2007. Former Athletic Director Jeff Beard and legendary Coach Joel Eaves were the first Tigers inducted in 1974 and 1978, respectively. Located in the Birmingham-Jefferson County Civic Center complex, the Hall houses many of the state's past and present heroes.

Here is a list of Auburn's Alabama Sports Hall of Fame members:

1974.....	Athletic Director Jeff Beard
1978.....	Coach Joel Eaves
1995.....	John Mengelt
2001.....	Charles Barkley
2003.....	Rex Frederick
2005.....	Chuck Person
2005.....	Jim Fyffe, announcer
2007.....	Sonny Smith

USBWA "Most Courageous

Wes Flanigan was presented the United States Basketball Writers' "Most Courageous Award" at the 1997 NCAA Final Four in Indianapolis. Flanigan, an All-SEC point guard as a junior at Auburn in

1995-96 season, was diagnosed with bone cancer and underwent successful four-hour surgery in May 1996 before his senior season. He returned to the court five months later and ended up leading the 1996-97 Tigers in scoring (11.0) and assists (4.5). Flanigan's story was featured on CBS, ESPN, CNN, FOX SportsSouth, Intersport Television, *Atlanta Journal-Constitution*, *Memphis Commercial Appeal*, *Louisville Courier-Journal*, *Arkansas-Democrat Gazette*, *The State* (Columbia, S.C.), every major newspaper in the state of Alabama among others. In fact, Tommy Hicks, a columnist for *The Mobile Press-Register*, won the Alabama Sports Writers Association's "Herby Kirby Award" in 1997 for the top sports article among Alabama newspapers.



WES FLANIGAN

ESPN Silver Anniversary All-SEC Team

Auburn All-American Chuck Person was named to ESPN's "Silver Anniversary All-SEC team," featuring the top five players from the Southeastern Conference over 25 seasons from 1979-80 to 2003-04. It was done as part of ESPN's 25th-anniversary celebration. The team was compiled through a vote of a seven-member panel of media and conference representatives. The five man team consists of F Chuck Person (Auburn), F Jamal Mashburn (Kentucky), C Shaquille O'Neal (LSU), G Chris Jackson (LSU) and G Allan Houston (Tennessee).

Hall of Honor

Nine former Tiger players and a friend of the University have been inducted into the Auburn Hall of Honor:

C Bill Alexander, 1968-70	C Frank DuBose, 1927-29
G Joel Eaves, 1935-37 (head coach 1949-63)	F/C Jimmy Fibbe, 1964-66
G Henry Hart, 1957-59	C/F Rex Frederick, 1957-59
G John Mengelt, 1969-71	G Shag Hawkins, 1940-42
Roy B. Sewell, lifetime supporter	C Jack Stewart, 1930-32

Academic All-SEC Teams

Academic All-SEC awards have been presented since 1962. The following qualifications were established in 1978: (1) maintain a "B" average for college career; (2) be in residence a full academic year; (3) be either a starter or top substitute. In 1984, the SEC Academic Honor Roll was established with the following guidelines: (1) have at least a 3.0 grade-point average (on 4.0 scale) for either the past year or for academic career; (2) be at least a sophomore in class standing (freshman redshirts are eligible and transfers must have attended current institution for at least one year); (3) have 24 semester or 36 quarter hours toward a degree; (4) receive a letter for that season.

Nineteen Auburn players have earned Academic All-SEC honors 23 times:

1962.....	F Bill Ross (first-team)
1965.....	F Freddie Guy (first-team)
1966.....	C Randall Walker (second-team)
1969.....	F Tom Perry (first-team)
1970.....	G John Mengelt (first-team) F Bill Alexander (second-team)
1971.....	G John Mengelt (first-team)
1974.....	F Gary Redding (second-team)
1975.....	F Gary Redding (first-team)
1976.....	F Gary Redding (first-team)
1983.....	F Mark Cahill (first-team)

1984.....	F Mark Cahill (first-team)
1995.....	F Franklin Williams (first-team)
1999.....	G Daymeon Fishback (first-team)
	G Scott Pohlman (first-team)
2000.....	F Abe Smith (first-team)
2002.....	F Mack McGadney (first-team)
2003.....	G Derrick Bird (first-team)
2004.....	G Lewis Monroe (first-team)
	G Danny Wicke (first-team)
2005.....	G Brett Howell (first-team)
2006.....	G Brett Howell (first-team)
2007.....	G Drew Smith (first-team)
2008.....	G Drew Smith (first-team), G Ryan Brooks (first-team)
2009.....	G Drew Smith (first-team)

All-Freshman Teams

Since 1984, the *Knoxville News-Sentinel* has published the Southeastern Conference All-Freshman Team as selected by league coaches, except for the 2004-05 season when the SEC athletic directors voted it down.

Fourteen Auburn players have received all-freshman honors:

1985.....	F Chris Morris, C Jeff Moore
1990.....	G Ronnie Battle, G Reggie Gallon
1991.....	F Wesley Person
1994.....	G Wes Flanigan
1995.....	F Franklin Williams
1997.....	G Daymeon Fishback
	C Mamadou N'diaye
1998.....	G Scott Pohlman
2002.....	F Brandon Robinson
2006.....	G Rasheem Barrett, G Quantez Robertson
2007.....	G DeWayne Reed

Player of the Week

Southeastern Conference Player of the Week awards have been presented since 1985 as selected by the league media relations staff. The league office began the SEC Freshman of the Week honor in 2005-06.

Since the inception of the weekly award, 17 Auburn players have received the honor 30 times:

2/11/85	F Chuck Person
2/3/85	F Chuck Person
2/24/85	F Chuck Person
12/87	C Jeff Moore
1/11/88	F Chris Morris
2/29/88	F Chris Morris
2/13/89	G Keenan Carpenter
1/13/91	G Ronnie Battle
2/3/92	G Ronnie Battle
1/18/93	G Ronnie Battle
3/1/93	F/G Wesley Person
12/93	G/F Wesley Person
2/20/94	F/C Aaron Swinson
1/11/98	F Bryant Smith
2/2/98	G Doc Robinson
11/23/98	F Chris Porter
1/11/99	F Chris Porter
2/15/99	G Doc Robinson
11/15/99	C Mamadou N'diaye
1/10/00	G Doc Robinson
1/31/00	F Chris Porter
12/11/00	G Jamison Brewer
12/10/01	F Marquis Daniels

1/19/03	F Marquis Daniels
11/21/04	G Ian Young
2/6/05	G Frank Tolbert
11/13/06	F Korvotney Barber
3/5/07	F Korvotney Barber
11/26/07	G Rasheem Barrett
3/9/09	F Korvotney Barber

Rookie of the Week

Southeastern Conference Rookie of the Week awards were presented from 1988-1992 and were reinstated in the 2005-06 season as selected by the league media relations staff.

Six Auburn players received the honor nine times:

1/21/90	G Reggie Gallon
2/11/90	G Ronnie Battle
12/91	F Wesley Person
2/3/91	F Wesley Person
12/91	F Aaron Swinson
1/20/92	F Aaron Swinson
1/27/92	F Aaron Swinson
1/1/06	G Rasheem Barrett
2/16/09	G Frankie Sullivan

Banquet Awards

In 1990, the late Tommy Joe Eagles initiated a year-end Auburn Basketball Awards Banquet. Eight individual awards are presented, including outstanding rebounder, outstanding defensive player, outstanding offensive player, playmaker award, sixth-man award, academic achievement award and most valuable player. The Paul Lambert and Tommy Joe Eagles Memorial Trophy for leadership is given in memory of Auburn's 15th head basketball coach, Paul Lambert, who died in a hotel fire June 6, 1978, in Columbus, Ga., and Tommy Joe Eagles, who died unexpectedly of a heart attack July 30, 1994, two months after becoming the head coach at New Orleans. Recipients are selected by the coaching staff.

Here's a complete list of awards presented at previous banquets:

Most Valuable Player

1990 ...	F Derrick Dennison
1991 ...	G Ronnie Battle
1992 ...	F Wesley Person
1993 ...	F/G Wesley Person
1994 ...	G/F Wesley Person
1995 ...	G Moochie Norris
1996 ...	G Wes Flanigan
1997 ...	C Pat Burke
1998 ...	G Doc Robinson
1999 ...	G Doc Robinson, G Scott Pohlman, C Mamadou N'diaye F Chris Porter, F Bryant Smith
2000 ...	G Doc Robinson
2001 ...	F Marquis Daniels
2002 ...	F Marquis Daniels
2003 ...	F Marquis Daniels
2004 ...	F Marco Killingsworth
2005 ...	G Nathan Watson
2006 ...	G Ronny LeMelle
2007 ...	G Quantez Robertson
2008 ...	G Quantez Robertson, F Quan Prowell
2009 ...	F Korvotney Barber
2010 ...	G Tay Waller

Outstanding Rebounder

1990 ...	C Zane Arnold
1991 ...	C Robert McKie

1992 ...F Aaron Swinson
 1993 ...F/C Aaron Swinson
 1994 ...F/C Aubrey Wiley
 1995 ...F Chris Davis
 1996 ...C Pat Burke
 1997 ...C Pat Burke
 1998 ...C Mamadou N'diaye
 1999 ...F Chris Porter
 2000 ...C Mamadou N'diaye
 2001....G Jamison Brewer
 2002....F Kyle Davis
 2003....C Kyle Davis
 2004....F Brandon Robinson
 2005....F Quinzel Brown
 2006....F Korvotney Barber
 2007....F Korvotney Barber, F Josh Dollard
 2008....F Quan Prowell
 2009....F Korvotney Barber
 2010....F Lucas Hargrove

Outstanding Defensive Player

1990....F Chris Brandt
 1991....C Zane Arnold
 1992....C Chris Brandt
 1993....F Mark Hutton
 1994....G Shawn Stuart
 1995....G Wes Flanigan
 1996....G Wes Flanigan
 1997....G Wes Flanigan
 1998....F Bryant Smith
 1999....F Bryant Smith
 2000....C Mamadou N'diaye
 2001....C Kyle Davis
 2002....G Derrick Bird
 2003....G Derrick Bird
 2004....F Quinzel Brown
 2005....G Nathan Watson
 2006....G Rasheem Barrett
 2007....G Quantez Robertson
 2008....G Quantez Robertson
 2009....G Quantez Robertson
 2010....G Frankie Sullivan

Outstanding Offensive Player

1990....G Ronnie Battle
 1991....F Wesley Person
 1992....G Ronnie Battle
 1993....G Ronnie Battle
 1994....F/C Aaron Swinson
 1995....G Lance Weems
 1996....G Lance Weems
 1997....F Franklin Williams
 1998....G Scott Pohlman
 1999....F Chris Porter
 G Doc Robinson
 2000....F Chris Porter
 2001....G Adam Harrington
 2002....G Adam Harrington
 2003....F Marco Killingsworth
 2004....G Ian Young
 2005....G Toney Douglas
 2006....G Ronny LeMelle
 2007....FG%: Korvotney Barber (.607)
 FT%: Quan Prowell (.762)
 2008....F Quan Prowell

2009....F Korvotney Barber
 G Rasheem Barrett
 G Tay Waller
 G DeWayne Reed
 2010....G Tay Waller

Playmaker Award

1990....G Reggie Gallon
 1991....G Reggie Gallon
 1992....G Reggie Gallon
G Champ Wrencher
 1993....G Reggie Gallon
 1994....G Wes Flanigan
 1995....G Moochie Norris
 1996....G Wes Flanigan
 1997....G Doc Robinson
 1998 ...F Kendall Mack, G Clifton Robinson,
 G John Gomillion, G Dudley Smith
 1999....G Scott Pohlman
 2000....F Mack McGadney
 2001....G Reggie Sharp
 2002....F Marco Killingsworth, G Lewis Monroe
 2003....G Lewis Monroe
 2004....G Ronny LeMelle
 2005....G Ian Young
 2006....G Quantez Robertson
 2007....G Quantez Robertson
 2008....G Quantez Robertson
 2009....G DeWayne Reed
 2010....G DeWayne Reed

Sixth-Man Award

1990....F John Caylor, G Champ Wrencher
 1991 ...G Larry Patrick
 1992 ...F Jeff Switzer
 1993 ...F Aubrey Wiley
 1994 ...G Lance Weems
 1995 ...C Pat Burke
 1996 ...F Alvin Jefferson
 1997 ...F Alvin Jefferson
 1998 ...G Daymeon Fishback
 1999 ...F Adrian Chilliest
 2000 ...G Reggie Sharp
 2001 ...G Lincoln Glass
 F Abdou Diame
 2002....G Dwayne Mitchell
 2003 ...F Brandon Robinson
 G Nathan Watson
 2004....C Dwayne Curtis
 2005....G Frank Tolbert
 2006....G Frank Tolbert
 2009....F Lucas Hargrove, G Frankie Sullivan
 2010....C Brendon Knox

Academic Achievement Award

1990....F John Caylor
 1991....F John Caylor
 1992....F Jeff Switzer
 1993....G Reggie Gallon
 1994....F Franklin Williams
 1995....F Franklin Williams
 1996....F Franklin Williams
 1997....G Daymeon Fishback
 1998....F Franklin Williams
 1999....G Daymeon Fishback
 2000....F Abe Smith

2001....G Charlton Barker
 2002....F Mack McGadney
 2003....F Marquis Daniels
 2004....G Lewis Monroe
 2005....G Brett Howell
 2006....G Brett Howell
 2007....G Drew Smith
 2008....G Drew Smith
 2009....G Drew Smith
 2010....G Josh Wallace

**Paul Lambert/Tommy Joe Eagles
 Memorial Trophy**

1990....G Reggie Gallon
 1991....F Chris Brandt
 1992....C Chris Brandt
 1993....F Rod Joyce
 1994....G Leonard Smith
 1995....G/F Ray Donald
 1996....G Wes Flanigan
 1997....G Wes Flanigan
 1998....F Franklin Williams
 1999....F Bryant Smith
 2000....G Daymeon Fishback
 2001....G Scott Pohlman
 2002....G Charlton Barker
 2003....F Marquis Daniels
 2004....G Lewis Monroe
 2005....G Nathan Watson
 2006....G Ronny LeMelle
 2007....G Frank Tolbert
 2008....G Frank Tolbert
 2009....G Quantez Robertson
 2010....G Frankie Sullivan

Retired Jerseys



34
BARKLEY

Charles Barkley (1982-84) had his #34 Auburn jersey retired March 3, 2001. Barkley, one of the NBA's 50 All-Time Greatest, was a two-time Olympic Gold Medalist, SEC Player of the Decade for the 1980s, All-American, SEC Player of the Year in 1984 and an All-SEC selection.

11
W.PERSON

45
C.PERSON



Wesley Person (#11) and his brother Chuck Person (#45) both had their jerseys retired Feb. 18, 2006. Pictured with Auburn Athletics Director Jay Jacobs, Wesley Person (1991-94) was a 1994 Associated Press All-American, three-time All-SEC selection and is third on Auburn's all-time scoring chart with 2,066 points and all-time leader in 3-pointers made (262) and 3-point percentage (.441).

Chuck Person (1983-86) was a two-time All-American in 1985 and 1986 and a three-time first-team All-SEC selection. "The Rifleman" is Auburn's all-time scoring leader with 2,311 points (without the 3-point shot). The Brantley, Ala., native led the Tigers to their greatest run in history reaching the 1986 NCAA Tournament Elite Eight with wins over No. 1 seeded St. John's and fourth-seeded UNLV before falling to eventual National Champion Louisville.



Rex Frederick (1957-59), pictured at midcourt, had his #32 Auburn jersey retired Mar. 4, 2006. The Birmingham, Ala., native was a Helms Athletic Foundation selection in 1959 and was a three-time All-SEC selection. He is Auburn's all-time leading rebounder with 14.3 rebounds per game while his 904 career rebounds ranks fifth on the Tigers' all-time rebounding chart. Frederick left as Auburn's all-time leading rebounder and scorer with 937 points.

15
MENGELE

32
FREDERICK



John Mengelt (1969-71) became the first Tiger to have his Auburn jersey retired (#15), January 6, 2001. He played only three varsity years, finishing his career as Auburn's all-time leading scorer with 1,920 points. An All-American and All-SEC selection, Mengelt's 60 points vs. Alabama is still an AU record.