



2023-24 AUBURN MEN'S BASKETBALL

12 NCAA TOURNAMENT APPEARANCES || 2019 FINAL FOUR || 6-TIME SEC CHAMPIONS || AUBURNTIGERS.COM || @AUBURNMBB

2023-24 SCHEDULE

OVERALL: 16-2 || SEC: 5-0
HOME: 10-0 || AWAY: 2-1 || NEUTRAL: 4-1

DATE	OPPONENT (TV)	TIME (CT)
Nov. 7	vs. #20/17 Baylor+ (ESPN)	L, 82-88
Nov. 10	SOUTHEASTERN LOUISIANA (SECN+) W	86-71
Nov. 16	vs. Notre Dame* (ESPN2)	W, 83-59
Nov. 17	vs. St. Bonaventure* (ESPN2)	W, 77-60
Nov. 21	ALABAMA A&M (SECN+)	W, 84-54
Nov. 29	VIRGINIA TECH% (ESPN2)	W, 74-57
Dec. 3	at Appalachian State (ESPN2)	L, 64-69
Dec. 9	vs Indiana! (ESPN2)	W, 104-76
Dec. 13	vs. UNC Asheville \$ (SECN+)	W, 87-62
Dec. 17	USC (ESPN)	W, 91-75
Dec. 22	ALABAMA STATE (SECN+)	W, 82-62
Dec. 30	CHATTANOOGA (SECN)	W, 101-66
Jan. 2	PENN (SECN)	W, 88-68
Jan. 6	at Arkansas* (ESPN2)	W, 83-51
Jan. 9	TEXAS A&M* (ESPN2)	W, 66-55
Jan. 13	LSU* (SECN)	W, 93-78
Jan. 17	at Vanderbilt* (SECN)	W, 80-65
Jan. 20	#22/21 OLE MISS* (SECN)	W, 82-59
Jan. 24	at Alabama* (ESPN)	6:30 p.m.
Jan. 27	at Mississippi State* (SECN)	2:30 p.m.
Jan. 31	VANDERBILT* (ESPN2)	8 p.m.
Feb. 3	at Ole Miss* (SECN)	5 p.m.
Feb. 7	ALABAMA* (ESPN2)	6 p.m.
Feb. 10	at Florida* (SECN)	2:30 p.m.
Feb. 14	SOUTH CAROLINA* (SECN)	7:30 p.m.
Feb. 17	KENTUCKY* (ESPN)	5 p.m.
Feb. 24	at Georgia* (SECN)	5 p.m.
Feb. 28	at Tennessee* (ESPN2)	6 p.m.
Mar. 2	MISSISSIPPI STATE* (ESPN2/ESPNU)	3 p.m.
Mar. 5	at Missouri* (SECN)	8 p.m.
Mar. 9	GEORGIA* (SECN)	5:30 p.m.
Mar. 13-17	at SEC Championship (Nashville, Tenn.)	

All Times Listed Central Time Zone
 * Southeastern Conference game
 + Sanford Pentagon (Sioux Falls, S.D.)
 ^ Legends Classic (Brooklyn, N.Y.)
 % ACC/SEC Challenge
 ! Holiday Hoopsgiving (Atlanta, Ga.)
 \$ Rocket City Classic (Huntsville, Ala.)

MEDIA INFORMATION

TV _____ ESPN
 Play-By-Play _____ Karl Ravech
 Color Analyst _____ Jay Williams
 Producer _____ Scott Matthews

Radio _____ Auburn Sports Network
 Play-By-Play _____ Andy Burcham
 Color Analyst _____ Randall Dickey
 Local _____ WGZZ 94.3 FM
 Satellite _____ SiriusXM 106 or 191
 Online _____ AuburnTigers.com || TuneIn App

Auburn SID Primary Contact _____ Marlene Navor
 Cell Phone _____ 334-750-2381
 E-Mail _____ mnavor@auburn.edu

GAME #8/6
AUBURN (16-2, 5-0 SEC) vs. **ALABAMA** (12-6, 4-1 SEC)
19
 Wednesday, January 24, 2024 || 6:30 p.m. CT
 Coleman Coliseum (13,474) || Tuscaloosa, Ala.
 TV: ESPN || Radio: Auburn Sports Network




AUBURN
 AP Poll/Coaches Poll _____ #8/#6
 2022-23 Record _____ 21-13, 10-8 SEC
 Head Coach _____ Bruce Pearl
 Career Record (Year) _____ 651-258 (29th)
 Record at Auburn (Year) _____ 189-113 (10th)
 Career Record vs. Alabama _____ 12-12

ALABAMA
 AP Poll/Coaches Poll _____ RV/RV
 2022-23 Record _____ 31-6, 16-2 SEC
 Head Coach _____ Nate Oats
 Career Record (Year) _____ 200-91 (9th)
 Record at Alabama (Year) _____ 104-48 (5th)
 Career Record vs. Auburn _____ 5-3

Series History || Alabama Leads 101-65 || Last Meeting: L, 85-90 (OT), on Mar. 1, 2023 in Tuscaloosa, Ala.

» It's rivalry week as No. 8-ranked Auburn (16-2, 5-0 SEC) travels North to Alabama (12-6, 4-1 SEC) for a much-anticipated Wednesday showdown for state bragging rights in Tuscaloosa.
 » Auburn has seven Quad 1 games remaining based on the NET rankings of its remaining opponents: at Alabama (No. 9 in NET), at Miss State (No. 40), at Ole Miss (No. 70), Alabama, at Florida (No. 45), Kentucky (No. 18) and at Tennessee (No. 4).
 » Bruce Pearl is 12-12 against Alabama during his head coaching career including 2-6 on the road in Tuscaloosa, while at Auburn.
 » Since the 2017-18 season, Auburn and Alabama have combined to win seven SEC regular-season and tournament championships. The Tigers claimed regular-season titles in 2018 and 2022 and a tournament title in 2019, while Alabama claimed regular-season and tournament titles in 2021 and 2023.
 » The Tigers currently boast the nation's fourth-longest win streak (11), while Alabama Alabama has won 11-straight SEC home games at Coleman Coliseum.
 » Auburn climbed five spots to No. 8 in this week's Associated Press Top 25 Poll - the Tigers' highest ranking since finishing the 2021-22 season No. 8. They are also ranked No. 6 along with Kentucky in this week's ESPN Coaches Top 25 Poll.
 » Auburn has now been ranked in the Top 10 in five of the last seven seasons under Coach Pearl.
 » The Tigers are among the blue bloods of college basketball with the sixth-most Top 10 appearances in that impressive seven-year span behind Duke, Gonzaga, Kansas and Kentucky (7-of-7). Michigan State boasts the fifth most (6-of-7).

PROBABLE AUBURN STARTERS




1
ADEN HOLLOWAY
 G • 6-1 • 178 • Fr.
 Charlotte, N.C.
 PPG 10.0
 RPG 1.4
 APG 3.3



12
DENVER JONES
 G • 6-4 • 205 • Jr.
 New Market, Ala.
 PPG 6.9
 RPG 2.2
 APG 1.6



5
CHRIS MOORE
 F • 6-6 • 220 • Sr.
 West Memphis, Ark.
 PPG 2.8
 RPG 1.4
 BPG 0.4



2
JAYLIN WILLIAMS
 F • 6-8 • 245 • Gr.
 Nahantua, Ga.
 PPG 12.5
 RPG 5.1
 BPG 0.6



4
JOHNI BROOME
 F/C • 6-10 • 240 • Jr.
 Plant City, Fla.
 PPG 15.3
 RPG 8.4
 BPG 1.9

OFF THE BENCH

No.	Pos.	Name	Ht.	Wt.	Year	PPG	RPG	Hometown
10	G/F	Chad Baker-Mazara	6-7	180	Jr.	9.2	2.9	Santo Domingo, DR
0	G	K.D. Johnson	6-0	190	Sr.	7.6	2.0	Atlanta, Ga.
3	G	Tre Donaldson	6-3	200	So.	7.3	2.5	Tallahassee, Fla.
44	C	Dylan Cardwell	6-11	255	Sr.	6.1	4.5	Augusta, Ga.
31	F	Chaney Johnson	6-7	220	Jr.	3.9	3.6	Alabaster, Ala.
24	G	Lior Berman	6-4	210	Gr.	1.6	1.3	Birmingham, Ala.
23	F	Addarin Scott	6-9	207	Jr.	0.4	0.5	Dallas, Texas

UNIVERSITY INFORMATION

Location _____ Auburn, Ala.
 Founded _____ 1856
 Enrollment _____ 31,764
 Nickname _____ Tigers
 Colors _____ Burnt Orange and Navy Blue
 Conference _____ Southeastern (SEC)

ADMINISTRATION

President _____ Dr. Christopher B. Roberts
 Director of Athletics _____ John Cohen
 Athletics Phone _____ 855-282-2010

COACHING STAFF

Head Coach _____ Bruce Pearl
 Alma Mater _____ Boston College '82
 Career Record _____ 651-258 (.716)
 Seasons _____ 29
 Record at Auburn _____ 189-113 (.626)
 Seasons _____ 10
 Associate Head Coach _____ Steven Pearl
 Alma Mater _____ Tennessee '10
 Assistant Coach _____ Ira Bowman
 Alma Mater _____ Penn '96
 Assistant Coach _____ Corey Williams
 Alma Mater _____ Oklahoma State '02
 Assistant Coach _____ Chad Prewett
 Alma Mater _____ Troy State '94
 Assistant Coach/Offensive Coordinator _____
 _____ Mike Burgomaster
 Alma Mater _____ Miami '16
 Athletic Trainer _____ Clark Pearson
 Alma Mater _____ Kentucky '96
 Strength & Conditioning Coach _____ Damon Davis
 Alma Mater _____ Western Illinois '03
 Director of Player Development _____ Marquis Daniels
 Alma Mater _____ Auburn '03
 Director of Scouting & Recruiting _____ Ian Borders
 Alma Mater _____ Louisville '07
 Director of Operations _____ Maddux Jeffreys
 Alma Mater _____ Auburn '20

PROGRAM HISTORY

First Year of Basketball _____ 1905-06
 All-Time Record _____ 1458-1247-1 (.539)
 All-Time SEC Record _____ 652-770 (.459)
 SEC Championships _____ 4
 _____ (1960, 1999, 2018, 2022)
 SEC Tournament Titles _____ 2 (1985, 2019)
 NCAA Tournament Appearances _____ 12
 NCAA Tournament Record _____ 19-12
 All-Americans _____ 13
 All-SEC Selections _____ 98

TEAM INFORMATION

2022-23 Record _____ 21-13
 SEC Record (Finish) _____ 10-8 (7th)
 Associated Press Final Ranking _____ N/A
 USA TODAY/Coaches Final Ranking _____ N/A
 Letterwinners Returning/Lost _____ 11/7
 Starters Returning/Lost _____ 2/3
 Newcomers _____ 5

ATHLETICS COMMUNICATIONS

Director (MBB Contact) _____ Marlene Navor
 Alma Mater _____ Washington State '00
 Cell _____ 334-750-2381
 E-Mail _____ mnavor@auburn.edu

SCOUTING ALABAMA

» Alabama head coach Nate Oats is 5-3 versus the Tigers (all with the Crimson Tide) including last year's regular-season series sweep.

» The Crimson Tide is receiving votes in this week's AP Poll (No. 29) and Coaches Poll (No. 26).

» Alabama currently ranks No. 4 in the country in scoring offense averaging 89.2 points per game. It is also No. 5 nationally averaging 11.3 3-pointers per game and No. 17 with a 38.9 3-point field-goal percentage accuracy.

SERIES HISTORY

Jan. 9, 2021	H	L, 90-94
March 2, 2021	A	L, 58-70
Jan. 11, 2022	A	W, 81-77
Feb. 1, 2022	H	W, 100-81
Feb. 11, 2023	H	L, 69-77
March 1, 2023	A	L, 85-90 (OT)

LAST SIX GAMES IN THE SERIES

Jan. 9, 2021	H	L, 90-94
March 2, 2021	A	L, 58-70
Jan. 11, 2022	A	W, 81-77
Feb. 1, 2022	H	W, 100-81
Feb. 11, 2023	H	L, 69-77
March 1, 2023	A	L, 85-90 (OT)

CONTINUING ITS WINNING WAYS

» The Tigers boast the fourth-longest win streak in the country (11). It is the longest active win streak among power conference teams - one more than North Carolina (ACC).

» Samford has won 17 in a row followed by Dayton and McNeese (12).

LONGEST NCAA DIVISION I OVERALL WIN STREAK

1. Samford	17
2T. Dayton	12
2T. McNeese	12
4. Auburn	10
5. North Carolina	9

HOLD THE WHISTLE

» The Vanderbilt game snapped a string of six games where Auburn had been called for no more than 15 fouls in five of those games. Against the Commodores, Auburn was whistled for 22 fouls.

» The Tigers' six lowest foul totals of the season had all come in the previous eight games during which they had been whistled for 15.4 fouls per game including a season-low 11 fouls in their win over Penn on Jan. 2.

» The Tigers previously set a season low in fouls committed with 16 against UNC Asheville and later 13 versus Alabama State and Chattanooga.

» In four SEC games, the Tigers have been called for an average of 17.2 fouls after being whistled for 14 fouls at Arkansas, 15 fouls against Texas A&M, 18 fouls against LSU and 17 fouls against Ole Miss.

» AU has been called for 17.25 fouls in its 16 wins compared to 25.0 fouls in its two losses.

5-0 FOR FIRST TIME SINCE 1999

» Auburn has started SEC play 5-0 with all five victories coming by at least 11 points. It marks the fifth time in program history the Tigers have won their first five SEC games including the second time in the last three seasons after opening league play 10-0 in 2022.

» This is also the first time in program history the Tigers have won their first five SEC games by double digits.

» The Tigers are currently one of just two power conference teams (Power 5 and BIG EAST) that remains undefeated in conference play. They are the only power conference team that has won all of their conference games by double digits.

5-0 STARTS IN SEC PLAY

Year	Start
1959	12-0
2022	10-0
2024	5-0
1999	5-0
1965	5-0

Power Conference Teams Undefeated in Conference Play

Team	Conference	Conference Record	Double Digit Wins
Auburn	SEC	5-0	5
North Carolina	ACC	7-0	6

AUBURN IN KENPOM RANKINGS

» Auburn is No. 5 in the latest KenPom Rankings and one of just two teams in the country ranked in the Top 10 of KenPom's adjusted offensive efficiency and adjusted defensive efficiency along with Arizona.

» The last 21 national champions have all finished in the Top 39 in both offensive and defensive efficiency. Each of them have been in the Top 39 in offensive efficiency and the Top 22 in defensive efficiency. Historically, all but two have finished in the Top 20 in both categories.

Team	Offense	Defense
Arizona	7	5
Auburn	9	6

PLAYER TO WATCH: JAYLIN WILLIAMS

» Graduate senior forward Jaylin Williams continues to play some of his best basketball of his career. He led Auburn to another 2-0 week with victories on the road at Vanderbilt (W, 80-65) on Jan. 17 and at home against No. 22-ranked Ole Miss (W, 82-59) on Jan. 20. The Tigers are the lone undefeated team atop of the league standings.

» Williams had another perfect night from the field (7-for-7), 3-point arc (2-for-2) and free throw line (5-for-5) against the Commodores pouring in a game-high 21 points. It marked his ninth 20-point career outing. He followed that performance up with game-high tying 13 points on 71.4% shooting from the floor versus the Rebels.

» Williams has five 20-point games during Auburn's 11-game winning streak during which he is averaging 15.5 points on 70.0 percent shooting from the floor, 53.6 from 3-point range and 83.3 from the free-throw line. His five 20-point games in his last 11 contests are one more than he had in 114 career games prior to the last 11 games.

» In SEC play, Williams is averaging a team-best 15.2 points and 5.4 rebounds and is leading the league shooting 77.1 percent from the floor. He is also shooting 88.2 percent from the free-throw line in conference play.

» With 1,108 career points to date he is 88 away from moving into the Top 25 of Auburn's career scoring list. J-Will is also one game away from moving into the Top 10 for career games played (125).



SELLING OUT NEVILLE ARENA

» Auburn is one of only 15 NCAA Division I teams at or above 100 percent capacity crowds for the season next to UConn, Dayton, Duke, FAU, Gonzaga, Houston, Kansas, Michigan State, Penn State, Purdue, Rutgers, St. John's, Villanova and Xavier.

» A ticket to Neville Arena is a hard one to come by as season tickets have been sold out every year under Bruce Pearl.

» The Tigers have sold out the last 49-consecutive games at Neville Arena.

RANKED TEAMS AT NEVILLE ARENA

» Auburn is 7-1 against ranked teams in Neville Arena (2010-Present). The Tigers have won their last six-consecutive home meetings between ranked teams.

Date	Opponent	AU Rank/Opponent Rank	Result
11/9/18	Washington	11/25	W, 88-66
1/19/19	Kentucky	14/12	L, 80-82
2/1/20	Kentucky	17/13	W, 75-66
2/8/20	LSU	11/18	W, 91-90 (OT)
12/29/21	LSU	11/16	W, 70-55
1/22/22	Kentucky	2/12	W, 80-71
1/7/23	Arkansas	20/13	W, 72-59
1/20/24	Ole Miss	13/22	W, 82-59

TOUGHEST HOME COURTS IN THE SEC

» Auburn's Neville Arena has been a rare place where league foes have won along with Kentucky's Rupp Arena, Arkansas' Bud Walton Arena and Tennessee's Thompson-Boling Arena.

» Only 28 SEC teams have come into Neville Arena and left with a win over the last nine-plus seasons since 2014-15. Texas A&M and Ole Miss have been the most successful having won five times each.

SEC vs. Kentucky at Rupp Arena - 11-72 (.133)

SEC vs. Arkansas at Bud Walton Arena - 24-60 (.286)

SEC vs. Tennessee at Thompson-Boling Arena - 25-59 (.298)

SEC vs. Auburn at Neville Arena - 28-55 (.337)

WELCOME TO THE JUNGLE

» Auburn has won its last 13-straight games at Neville Arena, which is tied as the seventh-longest home-court win streak in program history.

» It is the Tigers' longest home-court win streak since winning 28-straight games at Neville Arena from Feb. 27, 2021, to Jan. 14, 2023.

» Five of Auburn's 11 longest home-court winning streaks in program history have occurred after the final home game of the 2016-17 season.

LONGEST HOME-COURT WINNING STREAKS IN AUBURN HISTORY

Streak	Started/Ended
36	W, Georgia Tech on 1/26/1957 to L, Mississippi State on 1/7/1961
30	W, Southern Miss on 3/11/1998 to L, #12 LSU on 3/1/2000
28	W, #25 Tennessee on 2/27/21 to L, Texas A&M on 1/25/2023
19	W, Arkansas on 2/20/2019 to L, Texas A&M on 3/4/2020
17	W, Miss State during 1926-27 season to L, Ole Miss during 1927-28 season
15	W, Georgia Tech on 2/27/1974 to L, Alabama on 1/10/1976
13	W, Missouri on 2/14/2023 to Present
13	W, Missouri on 3/4/2017 to L, Texas A&M on 2/7/2018
12	W, Kentucky on 2/14/2018 to L, #12 Kentucky on 1/19/2019

AUBURN VS. RANKED TEAMS

» Auburn is 19-27 all-time against ranked opponents during the Bruce Pearl Era. However, the Tigers have won 15 of their last 26 games against ranked opponents.

» The Tigers are 13-13 against ranked opponents in Neville Arena. They have won nine of their last 10 home games against ranked opponents and are 12-6 at against ranked opponents at Neville Arena under Coach Pearl.

MAKING EVERY SHOT COUNT

» After shooting a season-best 90.9 percent (10-of-11) from the free-throw line against Ole Miss, Auburn is shooting 197-of-242 (81.4 pct.) during its 11-game winning streak. The hot streak has seen the Tigers rise to fourth in the SEC with a 76.2 free-throw percentage for the season.

» Of the 10 players averaging at least 15 minutes per game, seven of them are shooting at least 78.9 percent from the free-throw line. Auburn is leading the SEC shooting 83.2 percent (84-of-101) from the foul line in SEC play. Auburn is shooting 295-of-377 (78.2%) in its 16 wins compared to 26-of-44 (59.1%) in its two losses. That's an average of 18.4-of-23.6 in wins compared to 13.0-of-22.0 in losses.

» Auburn has seen an uptick in its shooting from the floor and 3-point range over the last 11 games as well including a season-high 58.2 field-goal percentage against Ole Miss. The Tigers have shot 332-of-675 (49.2 %) from the floor in those games compared to 189-of-426 (44.4%) in the first seven games. AU is third in the SEC with a 47.3 field-goal percentage for the season.

» Additionally, they have shot 96-of-263 (36.5%) from long range during their current winning streak compared to 48-of-162 (29.6%) in the first seven games. Four of Auburn's five games this season with double-digit 3-point field goals have come over the last 11 games including consecutive games against Chattanooga and Penn where the Tigers combined to make 23 3-pointers, compared to just one such game in the first seven contests of the season. Auburn made 12 3-point field goals against Penn including a season-high 10 in the first half.

DEFENSE, TIGERS, DEFENSE

» Auburn is second in the SEC forcing 14.06 turnovers per game. The Tigers are even better in SEC play having forced a SEC-best average of 15.20 turnovers in their first five conference games. Auburn forced Texas A&M into 19 turnovers, which is still a season high for the Aggies and also the most the Tigers have forced in a game this season.

» The Tigers forced 16 turnovers against LSU, and scored 24 points off those turnovers, which is their second-most points scored off turnovers this season (30 vs. Virginia Tech). They also forced 13 turnovers in their SEC opener at Arkansas.

» Most recently, Auburn held Ole Miss to season-lows in points (59) and first-half points (27) on Jan. 20.

» Auburn held Texas A&M to a season-low 22 first-half points. The Aggies' previous low was 23 points in the first half against No. 3-ranked Houston.

» The Tigers' defense also held Texas A&M without a field goal over the final 9:15 of regulation as the Aggies missed their last 10 field-goal attempts.

» AU held Texas A&M to a 29.0 field-goal percentage, which was the lowest the Tigers have held an SEC opponent to from the floor, since holding Tennessee to 27.0 percent shooting in Knoxville last season.

Fewest points Auburn has held an SEC opponent to under Bruce Pearl

Date	Opponent	Points
Feb. 4, 2023	Tennessee	46
Jan. 18, 2023	LSU	49
Jan. 6, 2024	Arkansas	51
Feb. 16, 2019	Vanderbilt	53
Jan. 25, 2022	Missouri	54
Jan. 9, 2024	Texas A&M	55
Dec. 29, 2021	LSU	55

MAKING HISTORY

- » For the first time in program history, Auburn claimed road wins at Arkansas and Vanderbilt during the same season.
- » The Tigers handed Arkansas its largest loss in the history of Bud Walton Arena with an 83-51 victory over the Razorbacks in the SEC opener on Jan. 6.
- » Auburn's 15-point win at Vanderbilt on Jan. 17, was its second-largest margin of victory at Vanderbilt all-time and the Tigers' largest win in Nashville since a 27-7 victory (+20) on Jan. 28, 1921, in the very first game of the series.

CLEANING THE GLASS

- » Auburn is fifth in the SEC and tied for No. 47 nationally with a +5.7 rebounding margin this season. The Tigers outrebounded Arkansas, 46-32, in the SEC opener. The +14 rebounding margin against the Razorbacks tied the seventh-best mark in an SEC game in Bruce Pearl's 10 seasons on The Plains.
- » The Tigers are 10-1 when they have outrebounded their opponent this season. Auburn has only been outrebounded five times this season (-10 vs. Texas A&M, -4 vs. Virginia Tech, -3 vs. USC, -7 vs. LSU and -1 vs. Ole Miss).
- » Additionally, the Tigers have matched their opponent on the boards twice vs. Baylor and Notre Dame. Auburn ranks 21st nationally with a 34.6 offensive rebounding percentage and 34th with a 54.0 total rebounding percentage, per teamrankings.com.

Auburn's best rebounding margins in an SEC game under Bruce Pearl

Date	Opponent	AU Reb/Opp Reb	Reb Margin
Feb. 14, 2023	Missouri	48/26	+22
Feb. 8, 2022	Arkansas	60/42	+18
Feb. 4, 2020	Arkansas	44/27	+17
Jan. 16, 2019	Texas A&M	50/33	+17
March 7, 2020	Tennessee	42/26	+16
Feb. 12, 2020	Alabama	60/44	+16
Jan. 6, 2024	Arkansas	46/32	+14
Feb. 1, 2020	Kentucky	42/28	+14
Jan. 27, 2018	LSU	38/24	+14

TIGERS BREAK THE CENTURY MARK AGAIN

- » Auburn's 101-point performance against Chattanooga was the Tigers' second time scoring 100 points in a game this season, after scoring 104 points against Indiana on Dec. 9 in Atlanta.
- » It marked the first time Auburn has scored 100 points in two regulation games in the same season since the 2018-19 season when the Tigers scored 101 points against South Alabama and 103 points against Mississippi College. Auburn had two 100-point games during the 2021-22 season including a 109-point effort in a double-overtime game against UConn and a 100-point performance against Alabama.
- » The last time AU had at least three 100-point games in a season was the 1999-00 season when the Tigers scored 100 points against Arkansas-Pine Bluff, 109 points vs. Puerto Rico-Mayaguez and 100 points vs. Stony Brook.
- » Auburn joins Alabama and Kentucky as the only SEC teams with multiple 100-point games this season.

TAKING CARE OF THE BALL

- » Auburn recorded its eighth game of the season, all in the last 11 games, with single-digit turnovers with just eight turnovers in its win over LSU. It was the Tigers' second SEC game with single-digit turnovers after committing just seven at Arkansas. Over the last 12 games, Auburn has 10 games with no more than 10 turnovers and is averaging just 8.8 turnovers per game.
- » After tying a program record with just three turnovers against Indiana, Auburn committed seven turnovers against UNC Asheville and eight turnovers versus USC. It marked the first time an Auburn team has had three-straight games with single-digit turnovers since having nine turnovers at Texas A&M and Missouri and against Georgia from Feb. 28, 2015, to March 7, 2015.
- » For the season, the Tigers are third in the SEC and No. 31 nationally averaging 10.1 turnovers per game.

TIGERS PICK UP RARE ROAD WIN

» Auburn's 32-point victory at Arkansas tied for the second-largest margin of victory in an SEC road game in program history next to a 64-32 victory at Sewanee on Jan. 13, 1940, and only two points behind a 92-58 win at Tulane on Jan. 11, 1966. Additionally, the win tied for the seventh-largest overall road win in school history. It was the largest since an 87-52 win at Alabama A&M on Dec. 1, 2009.

» On the flip side, the 32-point loss was Arkansas' largest defeat in the 31-year history of Bud Walton Arena (449 total games, 80th win all-time in the venue's history), topping a 30-point loss to Florida in 2012. It was Auburn's largest win in the 60-game series, surpassing the Tigers' 101-76 victory in Auburn in 1996. The Tigers' previous largest victory at Bud Walton Arena was 73-51 (+22) in 2009.

LARGEST SEC ROAD WINS IN PROGRAM HISTORY

Date	Opponent	Score	Margin
Jan. 11, 1966	Tulane	92-58	34
Jan. 6 2024	Arkansas	83-51	32
Jan. 13, 1940	Sewanee	64-32	32

LARGEST ROAD WINS IN PROGRAM HISTORY

Date	Opponent	Score	Margin
Dec. 20, 1999	Puerto Rico-Mayaguez	109-52	57
Dec. 16, 1976	VCU	109-59	50
1919-20	Clemson	60-12	48
Dec. 28, 1996	Florida A&M	95-57	38
Dec. 1, 2009	Alabama A&M	87-52	35
Jan. 11, 1966	Tulane	92-58	34
Jan. 6 2024	Arkansas	83-51	32
Jan. 13, 1940	Sewanee	64-32	32
Nov. 19, 2007	Charleston Southern	89-59	30
Dec. 20, 2002	Puerto Rico-Mayaguez	94-64	30
Dec. 30, 1995	Florida A&M	84-54	30
Nov. 30, 1951	Howard	69-39	30
1919-20	West Point Athletic Club	38-8	30

DOMINATING THE PAINT

» Auburn scored a season-high 52 points in the paint against Chattanooga on Dec. 30. The Tigers have scored at least 40 points in the paint in eight of its last 14 games including two games of at least 50 paint points, after scoring 50 points in the paint against UNC Asheville, 40 paint points against Alabama A&M and 42 paint points against Virginia Tech, Appalachian State, USC and Ole Miss.

» Over that stretch, the Tigers have averaged 39.3 points in the paint per game compared to 35.0 points per game in the first four contests of the season.

» For the season, Auburn is averaging 38.3 points per game in the paint, which is 45.8 percent of the Tigers' total points. They have outscored their opponent in the paint in 17-of-18 games this season and were even with St. Bonaventure in paint points in the other game. Auburn is +218 (12.1 ppg) on points in the paint for the season including +30 (48-18) in its SEC opener at Arkansas. The Tigers are outscoring SEC opponents by 13.6 points per game.

» Auburn set a season high with 26 fast break points in its last game against LSU, topping the previous high of 23 fast break points against UNC Asheville. The Tigers scored a season-best 51 bench points versus the UNC Asheville Bulldogs. The Tigers' previous season highs were 49 bench points against Alabama A&M and 20 fast-break points against Alabama A&M and Indiana.

3-POINT DEFENSE

» Auburn is second in the SEC in three-point field goal percentage defense, allowing opponents to shoot only 29.1 percent from behind the arc this season.

» The Tigers have been even better in SEC play, holding opponents to 26.7 percent shooting from deep, which is tops in the league. They are tied with Florida giving up the fewest 3-pointers per game in league play at 5.4 per contest. Auburn has held four of its first five SEC opponents, and eight opponents overall, to under 30 percent shooting from long range.

» AU has held opponents to just 90-of-332 (27.1%) shooting from deep in its 16 wins, an average of 5.63 3-pointers per game. The Tigers have held two opponents to their season-low in 3-pointers made to date - 2 by Notre Dame and 3 by St. Bonaventure.

PEARL AMONG THE BEST OF THE BEST

» Bruce Pearl ranks No. 13 among active NCAA Division I coaches in career wins (651), third among active SEC men's basketball coaches. He also ranks No. 19 among active NCAA All-Division coaches in career wins (651) and No. 8 all-time among winningest SEC coaches with 334 career wins (UT and AU combined).

MOST OVERALL COLLEGIATE HEAD COACHING WINS AMONG ACTIVE SEC COACHES

Coach	School	Wins
John Calipari	Kentucky	804
Rick Barnes	Tennessee	793
Bruce Pearl	Auburn	651
Buzz Williams	Texas A&M	338
Mike White	Florida	272

Coach	School	Wins
John Calipari	Kentucky	401
Bruce Pearl	Auburn	334
Rick Barnes	Tennessee	189
Mike White	Georgia	171
Eric Musselman	Arkansas	105

MOST WINS IN SEC GAMES AMONG ACTIVE SEC COACHES

Coach	School	Wins
John Calipari	Kentucky	189
Bruce Pearl	Auburn	147
Rick Barnes	Tennessee	90
Mike White	Georgia	81
Nate Oats	Alabama	53

SHARING THE ROCK

» Auburn ranks No. 11 nationally and second in the SEC averaging 18.50 assists per game. The Tigers also are second in the league and No. 7 in the country with a 1.78 assist-to-turnover ratio. They have recorded at least 18 assists in 13 games, including their first five games this season, and have dished out at least 17 assists in all but four games. They are one of two NCAA Division I teams with at least 15 games with 16-or-more assists this season.

» Floor general Aden Holloway is dishing out 3.28 assists per game. Back-up point guard Tre Donaldson leads Auburn and is 14th in the SEC (3.31 apg). Donaldson has scored in double figures five times over his last 12 games.

» Auburn recorded a season-high 25 assists, which was its most since dishing out 26 assists versus Nebraska in its 2021 Holiday Hoopsgiving game, against Indiana on Dec. 9 in Atlanta. Eight Tigers had at least one assist against the Hoosiers.

» In the Bruce Pearl Era, his 2019-20 squad dished out 27 assists versus CSUN on Nov. 15, 2019. The school record for most assists in a single game is 33 against Troy in 1991 and versus LSU in 1994.

Teams with 19+ assists in 10+ games this season

BYU (11)
Purdue (11)

Auburn

Kansas
TCU

Teams with 16+ assists in 15+ games this season

Kansas (17)

Auburn

PRODUCING ON BOTH ENDS OF THE FLOOR

» Auburn, which is fourth in the SEC and No. 21 nationally in scoring offense at 83.72 points per game, and second in scoring defense and No. 40 nationally at 65.3 points per game, is the only team that ranks in the Top 4 in the league in both categories. The Tigers, who have won all 16 of their victories by at least 11 points, are the only team in the country who has 15 wins by at least 15 points (three more than any other team nationally).

» Arkansas' 51 points in the SEC opener are the third-fewest points Auburn has held an SEC opponent to under Bruce Pearl, while Texas A&M's 55 points are tied for fifth most. It was the first time Auburn has held consecutive SEC opponents to under 60 points since holding Vanderbilt to 53 points on Feb. 16 and Arkansas to 56 points on Feb. 20 in 2019.

» The Tigers have held three of their first five SEC opponents to under 60 points, which is already tied for the second-most SEC games holding an opponent under 60 points in Coach Pearl's 10 seasons. The rest of the SEC has held four league opponents under 60 points this season combined.

» AU leads the SEC and is No. 5 nationally with a scoring margin of +18.4. The Tigers are also tops in the country with a +14.5 scoring margin in the first half. The Tigers have led by at least 20 points at halftime four times this season and have led each of their last three games against LSU (51-34), at Vanderbilt (41-24) by 17 and Ole Miss (46-27).

» The Tigers have the third-highest scoring offense and second-best scoring defense through 18 games in Bruce Pearl's tenure on The Plains.

Held league opponent under 60 points this season

Auburn	3
Alabama	1
LSU	1
Mississippi State	1
Ole Miss	1

Games holding opponent to under 60 points in SEC game

2022-23:	5
2023-24:	3
2021-22:	3
2018-19:	3
2020-21:	1
2019-20:	1
2014-15:	1
2017-18:	0
2016-17:	0
2015-16:	0

Year-By-Year Scoring Offense Under Pearl (through 18 games under Bruce Pearl)

2014-15:	67.9
2015-16:	75.7
2016-17:	78.8
2017-18:	85.7
2018-19:	83.8
2019-20:	79.0
2020-21:	78.4
2021-22:	80.7
2022-23:	72.2
2023-24:	83.7

Year-By-Year Scoring Defense Under Pearl (through 18 games under Bruce Pearl)

2014-15:	68.0
2015-16:	78.2
2016-17:	75.9
2017-18:	72.8
2018-19:	68.1
2019-20:	67.4
2020-21:	74.8
2021-22:	65.6
2022-23:	62.4
2023-24:	65.3

WILLIAMS' PERFECT SHOOTING NIGHT AT VANDY

» Jaylin Williams made all 12 of his shots in Auburn's win at Vanderbilt. He was 7-of-7 from the floor, 2-of-2 from 3-point range and 5-of-5 from the free-throw line for 21 points against the Commodores. He added eight rebounds, three assists, one block and one steal on the night.

» Williams scored 17 points in the first half on 5-of-5 shooting from the floor, including a pair of 3-pointers, and went 5-of-5 from the free-throw line. It marked a career high for points in the first half, topping his previous high of 16 points at Ole Miss in 2021.

» It was his second perfect shooting game of the season after he went 9-of-9 from the floor, 2-of-2 from deep and 1-of-1 from the free-throw line against Chattanooga. That performance put him one made field goal away from tying Charles Barkley's school record for the most made field goals without a miss when he went 10-of-10 against Georgia on Jan. 22, 1983.

» Williams is one of four NCAA Division I players with multiple games of 7-of-7 or better from the field this season and one of eight players to have such a game against a power conference opponent.

Players with multiple games of 7-of-7 from the floor this season

Player	School	Games
Jonathan Mogbo	San Francisco	3
Jaylin Williams	Auburn	2
William Kyle	South Dakota State	2
Devin Tillis	UC Irvine	2

Players with a game of 7-of-7 from the floor against a power conference opponent this season

Player	School	Opponent	FG-FGA
Brandon Huntley-Hatfield	Louisville	Kentucky	8-8
Lynn Kidd	Virginia Tech	Miami (Fla.)	8-8
Jaylin Williams	Auburn	Vanderbilt	7-7
Cameron Corhen	Florida State	Miami (Fla.)	7-7
Brandon Garrison	Oklahoma State	Baylor	7-7
Vladislav Goldin	Florida Atlantic	Virginia Tech	7-7
Isaac Jones	Washington State	Colorado	7-7
Izaiyah Nelson	Arkansas State	Louisville	7-7

FRESHMAN PHENOM

» Freshman Aden Holloway scored 13 points, including three 3-pointers, and dished out three assists to only one turnover and added one rebound and one steal in the team's last outing versus LSU and followed that up with 10 points, including a pair of 3-pointers at Vanderbilt. Six of his eight games in double figures this season have been against power conference opponents.

» He is one of three NCAA Division I freshmen, all from a power conference, averaging 10.0 points, 3.3 assists and shooting at least 34.0 percent from beyond the arc and 80.0 percent from the free-throw line this season.

» Holloway has eight double-figure scoring games and four games with four-plus 3-pointers this season. He is tied for No. 10 nationally and is first among all NCAA Division I freshmen (third among all SEC players) with a 3.69 assist-to-turnover ratio. Holloway is also tied for 11th in the league in 3-pointers made per game at 2.17.

» In 10 games against power conference opponents, Holloway is averaging 11.6 points and 2.9 assists and shooting 26-of-60 (44.3%) from 3-point range. He has made a 3-pointer in 16-of-18 games this season including the last 11 contests.

» Over his last 14 games, Holloway has totaled 42 assists and just nine turnovers for a 4.67 assist-to-turnover ratio, and he has more assists than turnovers in all but three games this season.

» Holloway has started each of Auburn's last 15 games, becoming the 15th different freshman to start a game for Auburn in Bruce Pearl's 10 seasons as the Tigers' head coach. Auburn is 15-1 with Holloway in the starting lineup. Jabari Smith leads all Auburn freshmen under Pearl with 34 starts in 2021-22. The group has combined to start 272 games.



Freshman Starters Under Bruce Pearl

Player	Season	Starts
Jabari Smith	2021-22	34
Mustapha Heron	2016-17	32
Jared Harper	2016-17	30
Isaac Okoro	2019-20	28
JT Thor	2020-21	27
Danjel Purifoy	2016-17	25
Austin Wiley	2016-17	22
Horace Spencer	2015-16	18
Aden Holloway	2023-24	16
Sharife Cooper	2020-21	12
Bryce Brown	2015-16	11
Justin Powell	2020-21	7
TJ Lang	2014-15	6
Allen Flanigan	2019-20	3
Anfernee McLemore	2016-17	1

Freshman Starts By Season Under Pearl

Season	Starts
2014-15	6
2015-16	29
2016-17	110
2017-18	0
2018-19	0
2019-20	31
2020-21	46
2021-22	34
2022-23	0
2023-24	16

Power Conference Freshmen averaging 10.0 ppg, 3.3 apg and shooting 35% from 3PT range and 80% from FT line

Player	School	PPG	APG	3FG%	FT%
Reed Sheppard	Kentucky	11.8	4.2	53.0	85.0
Aden Holloway	Auburn	10.1	3.3	35.2	80.6

Auburn Top Freshman Debuts

Player	Year	Opponent	Points
Sharife Cooper	2020	Alabama	26
Eddie Johnson	1973	Clemson	26
Jay Heard	1998	SE Louisiana	20

2023-24 NCAA Division I Freshmen Collegiate Debuts

Markus Burton, Notre Dame	29 points vs. Niagara
Ja'Kobe Walter, Baylor	28 points vs. Auburn
Tanner Toolson, Utah Valley	25 points vs. Carroll College
Garrett Johnson, George Washington	21 points vs. Stonehill
Aden Holloway, Auburn	19 points vs. #17 Baylor
Elijah Jones, UTEP	19 points vs. McMurry

WILLIAMS WINNINGEST PLAYER IN PROGRAM HISTORY

» After graduating with a bachelor's degree in kinesiology in May, Jaylin Williams chose to come back for his fifth and final year on The Plains. Last season, he was the team's third-leading scorer (11.2 ppg) and third-leading rebounder (4.7 rpg) in 2022-23.

» With the Tigers' win over Southeastern Louisiana on Nov. 10 at Neville Arena, Williams became the winningest player in program history with 88 career (and now 103) victories to date. He was previously tied with former Tigers Allen Flanagan (2019-23), Anfernee McLemore (2016-20) and Scott Pohlman (1997-2001).

» Entering the season with 107 career games played, he needs to appear in 20 games this season to crack Auburn's career games played list and is now nine games (125) behind Frankie Sullivan's record of 134 games played from 2009-13.

ALL-TIME WINNINGEST AUBURN PLAYERS (minimum 90 career games played)

1. Jaylin Williams (2019-Present)	103
2T. Allen Flanagan (2019-23)	87
2T. Anfernee McLemore (2016-20)	87
2T. Scott Pohlman (1997-01)	87
5T. Doc Robinson (1996-00)	85
5T. Daymeon Fishback (1996-00)	85
5T. Mamadou N'Diaye (1996-00)	85
8. Mack McGadney (1998-02)	83
9. Chuck Person (1982-86)	79
10. Marquis Daniels (1999-03)	76

DOMINATING NON-CONFERENCE FOES

» Auburn owns an 95-25 (.792) winning record in regular-season games against non-conference opponents under Coach Pearl. The Tigers lead the SEC, with a .853 winning percentage (81-14 record) in regular-season non-conference games over the last seven-plus seasons.

Team	2016-17	2017-18	2018-19	2019-20	2020-21	2021-22	2022-23	2023-24	Total
Auburn	6-2	12-1	11-2	13-0	6-3	12-1	10-3	11-2	81-14 (.853)
Arkansas	11-2	11-2	9-4	12-1	12-3	11-2	11-2	9-4	86-20 (.811)
Miss. State	9-3	12-1	12-1	9-4	10-5	9-4	12-1	11-2	84-21 (.800)
Tennessee	8-5	10-2	12-1	8-5	8-2	9-3	11-2	10-3	76-23 (.768)
Kentucky	10-3	11-2	11-2	10-3	1-7	11-2	9-4	10-2	73-25 (.745)
LSU	8-4	9-3	10-3	9-4	8-4	12-1	11-2	8-5	75-26 (.743)
Georgia	9-4	9-3	9-4	10-3	7-1	5-8	10-3	10-3	69-29 (.704)
Ole Miss	9-4	7-6	10-3	9-4	6-4	9-4	8-5	13-0	71-30 (.703)
Texas A&M	8-4	11-2	7-5	6-6	6-2	11-2	8-5	9-4	66-30 (.688)
Florida	10-3	9-4	8-5	8-5	6-3	10-3	7-6	10-3	68-32 (.680)
Alabama	7-5	9-4	9-4	8-5	10-5	10-3	10-3	8-5	71-34 (.676)
Missouri	5-7	10-3	9-3	8-5	8-2	6-7	12-1	8-5	66-33 (.667)
South Carolina	10-3	9-4	5-8	8-5	2-3	9-3	7-6	12-1	62-33 (.653)
Vanderbilt	7-6	6-7	9-4	8-5	6-3	8-4	7-6	4-8	56-43 (.566)

Year-by-Year Regular-Season Record vs. Non-Conference Opponents Under Bruce Pearl

2014-15	8-5
2015-16	6-6
2016-17	6-2
2017-18	12-1
2018-19	11-2
2019-20	13-0
2020-21	6-3
2021-22	12-1
2022-23	10-3
2023-24	11-2

Totals **95-25 (.792)**

ELITE COMPANY

» Auburn is amongst elite company with five 1,000 point scorers on its roster this season. The NCAA compiles a comprehensive list of teams who have multiple 1,000-point scorers on the roster including those who played at any NCAA institution (Division I, II and III) or at the junior college level.

» St. John's (N.Y.) currently boasts six 1,000 point scorers on its roster, while TCU and Auburn are tied for second most in the country with 5. Conference foe Missouri also has five on its roster, but two players carried over career points from their respective JUCO careers.

» K.D. Johnson (Georgia-Auburn combined) and Jaylin Williams both entered the 1,000 Career Point Club against Alabama State on Dec. 22 and have tabulated 1,063 and 1,108 career points to date. Johni Broome (1,726), Chaney Johnson (1,265) and Denver Jones (1,078) reached that same milestone in their combined Morehead State-Auburn, UAH-Auburn and FIU-Auburn careers respectively.

» Williams became the 39th player in program history to gain entrance into the 1,000-Career Point Club – the first in five years since Bryce Brown (8th, 1,673) and Jared Harper (13th, 1,227) did so during their senior campaigns that ended in the 2019 national semifinals. He needs 88 points to move into the Top 25.

2024 SIGNING CLASS

The Tigers signed two top recruits in the early signing period - five-star Tahaad Pettiford and Jahki Howard.

Rated the No. 2 point guard and No. 21 overall player in the Class of 2024 by 247 Sports, Pettiford played AAU basketball for New Heights Lightning on the EYBL circuit, shooting 33.5 percent from the 3-point line and averaging 13.3 points per game. He burst onto the scene over the summer as one of the best scoring guards in the country.

One of the most athletic players in his class, Howard is a four-star recruit rated No. 85 overall and No. 20 at his position by 247 Sports. Known as the best dunker in high school basketball going viral on social media, he is currently averaging 15.9 points, 5.3 rebounds, 1.4 assists, 1.9 steals and 0.5 blocks per game in the preseason for Overtime Elite.

Tahaad Pettiford, G, 5-10, 175, Jersey City, N.J. (Hudson Catholic Regional High School)

"Tahaad is a very unique player. He is a gifted scorer with an unlimited range. Instant offense. He has tremendous speed, quickness and athletic jumping ability. Tahaad is a very tough cover and uses that athleticism to be a pest defensively. (Assistant Coach) Ira Bowman did a tremendous job of identifying Tahaad very early on in the recruiting process and developed a close, trusting relationship. Tahaad will have a Pied Piper effect on our program. Guys will want to play with him." - Head Coach Bruce Pearl

Jahki Howard, F, 6-6, 185, Boston, Mass. (Overtime Elite)

"Jahki is one of the most underrated prospects in the 2024 class. We've been watching and recruiting him since his freshman year - seeing so much growth, maturity and commitment to becoming great. His basketball IQ, his athleticism and his motor make him a great fit for our program." - Head Coach Bruce Pearl

ON BOARD

» Junior transfer Chaney Johnson pulled down 11 rebounds off the bench against Southeastern Louisiana on Nov. 10. He is the ninth player in Bruce Pearl's 10 seasons at Auburn to grab at least 11 boards in a game as a reserve and the first since Jaylin Williams had 11 rebounds versus Texas A&M on Feb. 12, 2022. For the season, Johnson is fourth on the team averaging 3.5 boards per game.

Date	Player	Opponent	Rebounds
Nov. 14, 2018	Horace Spencer	Mississippi College	17
Nov. 29, 2017	Anfernee McLemore	Dayton	13
Dec. 22, 2015	Cinmeon Bowers	New Mexico	12
Feb. 27, 2016	Tyler Harris	Alabama	12
Nov. 26, 2020	Jaylin Williams	Saint Joesph's	11
March 5, 2016	Cinmeon Bowers	Mississippi State	11
Jan. 31, 2017	Anfernee McLemore	Tennessee	11
Feb. 12, 2022	Jaylin Williams	Texas A&M	11
Nov. 10, 2023	Chaney Johnson	Southeastern Louisiana	11

NOT NEW KIDS ON THE BLOCK

» Senior center Dylan Cardwell tied a career high with a game-high five blocks against LSU on Jan. 13 and Baylor on Nov. 7, the most blocks by an Auburn player this season. Cardwell previously set his career high against South Florida and George Mason in 2022. He is currently sixth in the SEC averaging 1.39 blocks per contest.

» Auburn is the only SEC team with two of the Top 6 shot blockers in the league. The Tigers blocked a season-high 10 shots in the season opener versus Baylor.

» AU has blocked at least five shots in 15-of-18 games this season, including the last 10 games, and is 14-1 in those games.

» Johni Broome has blocked a shot in 12 of the last 13 games including 10-straight games from Nov. 29-Jan. 9. That stretch also includes nine multi-block games during that time. He is second in the SEC averaging 1.89 blocks per game this season.

ELITE IN THE SEC

» Auburn leads the SEC with a .729 winning percentage and 159 victories over the last six-plus seasons. The Tigers have also won the second-most SEC Championship titles (3) and second-most NCAA Tournament games (7) in that span behind Alabama's four titles and Arkansas' eight NCAA Tournament victories.

Team	2017-18	2018-19	2019-20	2020-21	2021-22	2022-23	2023-24	Total
Auburn	26-8	30-10	25-6	13-14	28-6	21-13	16-2	159-59
Tennessee	26-9	31-6	17-14	18-9	27-8	25-11	14-4	158-61
Kentucky	26-11	30-7	25-6	9-16	28-8	22-12	14-3	154-63
Arkansas	23-12	18-16	20-12	25-7	28-9	22-14	10-8	146-78
Alabama	20-16	18-16	16-15	26-7	19-14	31-6	12-6	142-80
Mississippi State	25-12	23-11	20-11	18-15	18-16	21-13	13-5	138-83
LSU	18-15	28-7	21-10	19-10	22-12	14-19	11-7	133-80
Texas A&M	22-13	14-18	16-14	8-10	27-13	25-10	11-7	123-85
Florida	21-13	20-16	19-12	15-10	20-14	16-17	12-6	123-88
Missouri	20-13	15-17	15-16	16-10	12-21	25-10	8-10	111-97
Ole Miss	12-20	20-13	15-17	16-12	13-19	12-21	15-3	103-105
South Carolina	17-16	16-16	18-13	6-15	19-13	11-21	15-3	102-97
Georgia	18-15	11-21	16-16	14-12	6-26	16-16	13-5	94-111
Vanderbilt	12-20	9-23	11-21	9-16	19-17	22-15	5-13	87-125

PEARL MOVING UP IN CAREER COACHING WINS AT AUBURN

» Auburn's win over UNC Asheville in Huntsville on Dec. 13 was Bruce Pearl's 900th career game overall and 180th victory at Auburn. After the Tigers beat LSU on Jan. 13, he moved into second on Auburn's all-time career coaching wins list ahead of former head coach Cliff Ellis, who went 186-125 from 1994-95 to 2003-04.

» Pearl is in his 10th season as Auburn's head coach with a 189-113 record on The Plains. In the team's season opener, he surpassed Sonny Smith, who led Auburn to a 173-154 mark in 11 seasons from 1978-89, for third all-time in program history. Joel Eaves leads the way with 213 wins from 1949-63.

COACH	SEASONS	YEARS	RECORD
1. Joel Eaves	14	1949-50 to 1962-63	213-100
2. Bruce Pearl	10	2014-15 to Present	189-113
3. Cliff Ellis	10	1994-95 to 2003-04	186-125
4. Sonny Smith	11	1978-79 to 1988-89	173-154
5. Bill Lynn	10	1963-64 to 1972-73	130-124

RETURNING PRODUCTION

» Auburn returns 58.1 percent of its minutes, 60.2 percent of its scoring and 61.3 percent of its rebounding from last season. The Tigers return five of their Top 7 scorers – three of the five players, who averaged 20 minutes per game, and three of five players, who recorded at least 100 rebounds last season.

JOHNSON ENDS LAST SEASON ON HOT STREAK

» Last season, K.D. Johnson shot 16-of-29 (55.2%) from 3-point range over the last nine games shooting 25.3 percent (20-of-79) from long range in the first 24 games. Johnson averaged 10.6 points over the last nine contests of the season.

AUBURN vs. THE TOP 25

» Auburn is 78-224 against AP Top 25 teams all-time including 19-28 under Bruce Pearl. The Tigers set a program record with six wins against ranked opponents during the 2018-19 season including five straight from the SEC Championship through their run to the Final Four. Additionally, Auburn is 109-32 as a ranked team in the Pearl Era (.773).

IT JUST MEANS MORE

» Auburn was predicted to finish sixth in the preseason SEC media poll behind preseason favorite Tennessee, Texas A&M, Arkansas, Kentucky and Alabama.

WELCOME TO AUBURN'S BLOCK PARTY

» Auburn is the only team that has finished in the Top 25 in the country in blocked shots per game in each of the previous seven seasons. No other team has finished in the Top 25 in blocks per game in more than five seasons over that stretch. The Tigers have blocked a nation-best 1,391 shots (5.6 ppg) since the start of the 2016-17 season.

» The Tigers are averaging 5.6 blocks per game this season, which is ranked No. 10 nationally. AU is also ranked No. 10 nationally with a 9.7 block percentage according to teamrankings.com.

MOST SEASONS IN TOP 25 IN BLOCKS PER GAME OVER THE LAST SEVEN SEASONS

1. Auburn - 7

2T. Connecticut - 5
2T. Michigan State - 5
2T. Washington - 5
5T. Duke - 4
5T. Florida State - 4
5T. Kentucky - 4
5T. Marshall - 4
5T. Syracuse - 4
5T. USC - 4

MOST BLOCKS IN DIVISION I SINCE THE START OF 2016-17 SEASON

Team	Blocks
Auburn	1,391
Duke	1,362
Michigan State	1,267
UConn	1,252
Marshall	1,251

Season	BPG	DI Rank
2023-24	5.6	No. 10
2022-23	5.1	No. 12
2021-22	8.0	No. 1
2020-21	6.0	No. 1
2019-20	4.9	No. 21
2018-19	4.8	No. 22
2017-18	5.3	No. 14
2016-17	5.1	No. 22

TIGERS ADD 3-POINT SHOOTERS

» After finishing 12th in the SEC shooting 31.4 percent from 3-point range last season, Auburn added three transfers who can shoot it from long range.

Player	Season	School	3FGM	3FGA	3FG%
Chad Baker-Mazara	2020-21	Duquesne	25	60	.417
	2021-22	San Diego State	22	56	.393
	2022-23	NW Florida State College	67	143	.469
	Totals		114	259	.440
Denver Jones	2020-21	Garden City CC	36	90	.400
	2021-22	FIU	49	142	.345
	2022-23	FIU	58	158	.367
	Totals		143	390	.367
Chaney Johnson	2020-21	UAH	11	28	.393
	2021-22	UAH	32	69	.464
	2022-23	UAH	24	83	.289
	Totals		67	180	.372
Combined Totals			324	829	.391

MR. DOUBLE-DOUBLE

» Junior big man Johni Broome turned in his seventh double-double of the season with 15 points and 12 rebounds at Vanderbilt, which is second in the SEC and one off Florida's Tyrese Samuel's conference lead. It was his first double-double since posting 24 points and 12 rebounds against Penn on Jan. 2. Broome also made a career-high three 3-pointers on four attempts against the Quakers.

» Broome has recorded 53 career double-doubles (17 of those at Auburn). His 30-point, 13-rebound outing versus Virginia Tech on Nov. 29, was the first 30-point/10-rebound game by an Auburn player since Mustapha Heron had 31 points and 10 rebounds vs. Winthrop on Nov. 24, 2017. He was one of 20 NCAA Division I players to record a double-double in each of his team's first two games this season.

» Broome has scored in double figures in nine-straight games, averaging 15.4 points on 54.7 percent shooting, 8.3 rebounds and 2.4 blocks per game over that period. All 24 points he scored in Auburn's first two SEC games this season came in the second half. Broome is 21-of-27 (.778) from the foul line over the last six games.

JOHNI BROOME'S CAREER DOUBLE-DOUBLES BY SEASON

2020-21: 13*

2021-22: 23*

2022-23: 10

2023-24: 7

*at Morehead State

ACTIVE NCAA DIVISION I CAREER DOUBLE-DOUBLE LEADERS

Player	School	Double-Doubles	Games Played
Armando Bacot	North Carolina	76	150
Norchad Omier	Miami (Fla.)	59	106
Enrique Freeman	Akron	57	115
Fardaws Aimaq	California	56	113
Johni Broome	Auburn	53	115

30-point games in the SEC this season

Date	Player	School	Points	Opponent
1/16	Wade Taylor IV	Texas A&M	41	Arkansas
1/16	Dalton Knecht	Tennessee	39	Florida
11/29	Dalton Knecht	Tennessee	37	North Carolina
1/20	Tamar Bates	Missouri	36	Florida
1/13	Dalton Knecht	Tennessee	36	Georgia
1/16	Tramon Mark	Arkansas	35	Texas A&M
12/9	Mark Sears	Alabama	35	Purdue
11/24	Wade Taylor IV	Texas A&M	35	Florida Atlantic
1/20	Jabri Abdur-Rahim	Georgia	34	Kentucky
11/24	Tramon Mark	Arkansas	34	North Carolina
12/16	Wade Taylor IV	Texas A&M	34	Houston
12/16	Jordan Wright	LSU	33	Texas
12/30	Keyon Menifield	Arkansas	32	UNCW
1/13	Wade Taylor IV	Texas A&M	31	Kentucky
1/9	Mark Sears	Alabama	31	South Carolina
12/21	Antonio Reeves	Kentucky	30	Louisville
11/29	Johni Broome	Auburn	30	Virginia Tech

30-point/10-rebound/3-block games in NCAA Division I this season

Date	Player	School	Points/Rebounds/Blocks	Opponent
1/11	Saint Thomas	Northern Colorado	37/14/3	Montana
12/1	Zach Edey	Purdue	35/14/3	Northwestern
11/10	Isaiah Cozart	Eastern Kentucky	33/14/4	Wilberforce
1/16	PJ Hall	Clemson	31/17/3	Georgia Tech
11/6	Quinten Post	Boston College	31/11/4	Fairfield
11/14	Great Osobor	Utah State	31/10/3	Southern Utah
11/29	Johni Broome	Auburn	30/13/3	Virginia Tech
12/9	Tymu Chenery	Binghamton	31/12/4	Le Moyne
12/19	Jalyn McCreary	Mercer	30/12/3	Queens (N.C.)
1/13	Zach Edey	Purdue	30/20/3	Penn State
1/20	Zach Edey	Purdue	30/18/4	Iowa

PLAYER NOTES

0

K.D. JOHNSON

	GP-GS	PPG	RPG	FG%	FT%
2023-24	18-0	7.6	2.0	.385	.792
Career	101-31	10.5	2.4	.391	.698

Sr. | G | 6-0 | 190 | Atlanta, Ga. | Georgia

- Averaging 7.6 ppg off the bench. • Leads the team in steals this season (23).
- Registered 8 points, two steals and two rebounds in 19 minutes vs. Ole Miss.
- Known for his "Many Faces of K.D." and his energy on the court.

Career Highs

Pts	27
Reb	8
Ast	7
Stl	5 (2x)
Min	37

1

ADEN HOLLOWAY

	GP-GS	PPG	RPG	FG%	FT%
2023-24	18-16	10.0	1.4	.343	.818
Career	18-16	10.0	1.4	.343	.818

Fr. | G | 6-1 | 178 | Charlotte, N.C. | Prolific Prep

- Team's floor general with a 3.69 assist-to-turnover ratio (59-16).
- Eight double-digit games this season including two in SEC play.
- Auburn's sixth-ever McDonald's High School All-American.

Career Highs

Pts	24
Reb	5
Ast	6 (3x)
Stl	3
Min	26 (2x)

2

JAYLIN WILLIAMS

	GP-GS	PPG	RPG	FG%	FT%
2023-24	18-18	12.5	5.1	.634	.816
Career	125-78	8.9	3.9	.511	.758

Gr. | F | 6-8 | 245 | Nahunta, Ga. | Brantley County HS

- 88 points away from moving into the Top 25 of Auburn's career scoring list.
- One of five 1,000-career point scorers on this year's squad (1,108).
- Winningest player in program history (103 career wins & counting).

Career Highs

Pts	24 (2x)
Reb	11 (2x)
Ast	8
Stl	4
Min	37

3

TRE DONALDSON

	GP-GS	PPG	RPG	FG%	FT%
2023-24	18-3	7.3	2.5	.516	.900
Career	50-3	4.2	1.8	.458	.725

So. | G | 6-3 | 210 | Tallahassee, Fla. | Florida St. Univ. School

- Currently leads the team averaging 3.4 assists per game and boasts a 2.26 assist-to-turnover ratio (61-to-27). • Six double-figure scoring games this season including 15 pts vs. UNC Asheville. • Major jump from Year 1 to Year 2.

Career Highs

Pts	15
Reb	7 (2x)
Ast	7
Stl	4
Min	29

4

JOHNI BROOME

	GP-GS	PPG	RPG	FG%	FT%
2023-24	18-17	15.3	8.4	.547	.617
Career	115-111	15.0	9.2	.549	.607

Jr. | F/C | 6-10 | 240 | Plant City, Fla. | Morehead State

- Preseason All-SEC First Team selection and John R. Wooden and Naismith POTY Award candidate. • Currently on a nine-game double-digit scoring streak with a game-high tying 13 points and five rebounds vs. Ole Miss.

Career Highs

Pts	32
Reb	18 (2x)
Ast	5 (3x)
Stl	4
Min	37

5

CHRIS MOORE

	GP-GS	PPG	RPG	FG%	FT%
2023-24	18-18	2.8	1.4	.425	.789
Career	99-34	2.7	1.8	.485	.693

Sr. | F | 6-6 | 220 | West Memphis, Ark. | West Memphis HS

- One of two players to play and start in all 18 games of season next to Jaylin Williams. • Will play in his 100th career game against in-state rival Alabama.
- Major vocal presence on the team in the locker room and on the floor.

Career Highs

Pts	16
Reb	7
Ast	5
Stl	3 (2x)
Min	25 (2x)

10

CHAD BAKER-MAZARA

	GP-GS	PPG	RPG	FG%	FT%
2023-24	18-0	9.2	2.9	.446	.887
Career	64-13	7.9	2.5	.433	.873

Jr. | G/F | 6-7 | 180 | Santo Domingo, DR | NW Florida State College

- Poured in a game-high 19 points along with career-high 5 steals vs. LSU.
- One of the Top 100 JUCO transfers in the country (No. 13).
- Fourth on the team in scoring (9.2 ppg) and fifth in rebounding (2.9 rpg).

Career Highs

Pts	23
Reb	7
Ast	6
Stl	5
Min	34

12

DENVER JONES

	GP-GS	PPG	RPG	FG%	FT%
2023-24	18-17	6.9	2.2	.374	.914
Career	77-52	14.0	3.4	.431	.873

Jr. | G | 6-4 | 205 | New Market, Ala. | FIU

- Has locked down defensively the opposing teams' best player in SEC play.
- Ranked No. 25 nationally last season averaging 20.1 points per game at FIU.
- 2023 All-Conference USA First Team. • Rated No. 26 transfer in the country.

Career Highs

Pts	30
Reb	13
Ast	6 (3x)
Stl	4 (6x)
Min	47

20

CARTER SOBERA

	GP-GS	PPG	RPG	FG%	FT%
2023-24	9-0	0.0	0.2	.000	.000
Career	16-0	0.2	0.4	.500	.333

Sr. | G | 6-5 | 210 | Birmingham, Ala. | Mountain Brook HS

- Awarded scholarship spot after the team's win over LSU on Jan. 13.
- Two-Time SEC Academic Honor Roll and NABC Honors Court student.
- Former walk-on who played HS basketball with teammate Lior Berman.

Career Highs

Pts	3
Reb	2
Ast	1
Stl	1
Min	2 (3x)

23

ADDARIN SCOTT

	GP-GS	PPG	RPG	FG%	FT%
2023-24	10-0	0.4	0.5	1.000	1.000
Career	10-0	0.4	0.5	1.000	1.000

Jr. | F | 6-9 | 207 | Dallas, Texas | Navarro College

- Goes by the nickname, AD. • One of the Top 100 JUCO transfers in the country (No. 54). • Has played in 10 games this season as a reserve. • Scored his first career NCAA Division I field goal and made two blocks vs. Ole Miss.

Career Highs

Pts	2 (2x)
Reb	2 (2x)
Ast	1
Stl	1
Min	2 (2x)

24

LIOR BERMAN

	GP-GS	PPG	RPG	FG%	FT%
2023-24	17-0	1.6	1.3	.400	.583
Career	75-0	1.8	0.9	.393	.579

Gr. | G | 6-4 | 210 | Birmingham, Ala. | Mountain Brook HS

- Played the last four years and worked his way up from walk-on to consistently being in the rotation. • Had 4 pts, 3 reb, one 3PT FG vs. Ole Miss.
- Graduated summa cum laude w/ a bachelor's degree in industrial design.

Career Highs

Pts	8 (4x)
Reb	4 (2x)
Ast	1 (12x)
Stl	1 (13x)
Min	19

31

CHANEY JOHNSON

	GP-GS	PPG	RPG	FG%	FT%
2023-24	18-0	3.9	3.6	.439	.615
Career	105-66	12.0	4.9	.533	.737

Jr. | F | 6-7 | 220 | Alabaster, Ala. | Alabama-Huntsville

- Tallied 6 points, 5 rebounds, 2 assists and one monster dunk vs. Ole Miss.
- One of the top NCAA Division II players in the country. • Named Gulf South Conference POTY in 2022-23. • Averaging 15.4 minutes off the bench.

Career Highs

Pts	35
Reb	12 (2x)
Ast	6
Stl	4
Min	38

44

DYLAN CARDWELL

	GP-GS	PPG	RPG	FG%	FT%
2023-24	18-1	6.1	4.5	.710	.688
Career	111-2	3.9	3.6	.714	.533

Sr. | C | 6-11 | 255 | Augusta, Ga. | McEachern HS

- Graduated magna cum laude from AU's Harbert College of Business.
- Turned in back-to-back career best performances with 12 points at Vanderbilt and vs. Ole Miss. • Interned this summer with Athletes for Israel and was the team host for Kansas State and Arizona on both teams' foreign tour to Israel and UAE. • With teammate Johni Broome, one of the most formidable front-court duos in the SEC and in the country – a complete unit.

Career Highs

Pts	12 (2x)
Reb	10
Ast	4
Stl	4
Min	29


TV/RADIO ROSTER CHART



K.D. JOHNSON
G • 6-0 • 190 • Sr.
Atlanta, Ga.



ADEN HOLLOWAY
G • 6-1 • 178 • Fr.
Charlotte, N.C.



JAYLIN WILLIAMS
F • 6-8 • 245 • Gr.
Nahunta, Ga.



TRE DONALDSON
G • 6-3 • 200 • So.
Tallahassee, Fla.



JOHNI BROOME
F/C • 6-10 • 240 • Jr.
Plant City, Fla.




CHRIS MOORE
F • 6-6 • 220 • Sr.
West Memphis, Ark.




CHAD BAKER-MAZARA
G/F • 6-7 • 180 • Jr.
Santo Domingo, D.R.



DENVER JONES
G • 6-4 • 205 • Jr.
New Market, Ala.



CJ WILLIAMS
G • 6-2 • 175 • So.
Fayetteville, Ark.



PRESLEY PATTERSON
G • 5-11 • 180 • So.
Knoxville, Tenn.



CARTER SOBERA
G • 6-5 • 210 • Sr.
Birmingham, Ala.



BLAKE MUSCHALEK
G • 6-3 • 178 • Fr.
Dallas, Texas



REED TRAPP
G • 6-6 • 188 • So.
Muscle Shoals, Ala.



ADDARIN SCOTT
F • 6-9 • 207 • Jr.
Dallas, Texas



LIOR BERMAN
G • 6-4 • 210 • Gr.
Birmingham, Ala.



CHANAY JOHNSON
F • 6-7 • 220 • Jr.
Alabaster, Ala.




LUCAS CLANTON
G • 6-1 • 175 • Fr.
Shelbyville, Tenn.



HASTON ALEXANDER
C • 6-10 • 255 • So.
Tuscumbia, Ala.



DYLAN CARDWELL
C • 6-11 • 255 • Sr.
Augusta, Ga.



JALEN HARPER
G • 6-2 • 165 • Gr.
Mableton, Ga.

No.	Name	Pos.	Ht.	Wt.	Cl.	Hometown (Last School)
0	K.D. Johnson	G	6-0	190	Sr.	Atlanta, Ga. (Georgia)
1	Aden Holloway	G	6-1	178	Fr.	Charlotte, N.C. (Prolific Prep)
2	Jaylin Williams	F	6-8	245	Gr.	Nahunta, Ga. (Brantley County HS)
3	Tre Donaldson	G	6-3	200	So.	Tallahassee, Fla. (Florida State Univ. School)
4	Johni Broome	F	6-10	240	Jr.	Plant City, Fla. (Morehead State)
5	Chris Moore	F	6-6	220	Sr.	West Memphis, Ark. (West Memphis HS)
10	Chad Baker-Mazara	G/F	6-7	180	Jr.	Santo Domingo, Dominican Republic (NW Florida State)
12	Denver Jones	G	6-4	205	Jr.	New Market, Ala. (FIU)
13	CJ Williams	G	6-2	175	So.	Fayetteville, Ark. (Fayetteville HS)
14	Presley Patterson	G	5-11	180	So.	Knoxville, Tenn. (Knoxville Catholic HS)
20	Carter Sobera	G	6-5	210	Sr.	Birmingham, Ala. (Mountain Brook HS)
21	Blake Muschalek	G	6-3	178	Fr.	Dallas, Texas (Trinity Christian Academy)
22	Reed Trapp	G	6-6	188	So.	Muscle Shoals, Ala. (Birmingham-Southern College)
23	Addarin Scott	F	6-9	207	Jr.	Dallas, Texas (Navarro College)
24	Lior Berman	G	6-4	210	Gr.	Birmingham, Ala. (Mountain Brook HS)
31	Chaney Johnson	F	6-7	220	Jr.	Alabaster, Ala. (UAH)
33	Lucas Clanton	G	6-1	175	Fr.	Shelbyville, Tenn. (Cascade HS)
42	Haston Alexander	C	6-10	255	So.	Tuscumbia, Ala. (Covenant Christian School)
44	Dylan Cardwell	C	6-11	255	Sr.	Augusta, Ga. (McEachern HS)
55	Jalen Harper	G	6-2	165	Gr.	Mableton, Ga. (Shelton State CC)

Head Coach: Bruce Pearl (Boston College '82) - 10th Season

Associate Head Coach: Steven Pearl (Tennessee '10) - 10th Season

Assistant Coach: Ira Bowman (Penn '96) - Sixth Season

Assistant Coach: Corey Williams (Oklahoma State '02) - First Season

Assistant Coach: Chad Prewett (Troy State '94) - 10th Season

Assistant Coach/Offensive Coordinator: Mike Burgomaster (Miami '16) - Eighth Season

Director of Player Development: Marquis Daniels (Auburn '03) - Sixth Season

Director of Scouting and Recruiting: Ian Borders (Louisville '07) - Sixth Season

Director of Sports Performance: Damon Davis (Western Illinois '03) - 15th Season

Senior Athletic Trainer: Clark Pearson (Kentucky '96) - 15th Season

Executive Assistant to the Head Coach: Bridget Graba - 13th Season

Director of Operations: Maddux Jeffreys (Auburn '20) - Second Season

Director of Creative Content: Steven Leonard (Indiana '17) - Second Season

Chaplain: Jeremy Napier (West Virginia State '07) - Second Season

Graduate Assistant: Geoff Gray (Emerson College '19) - Second Season

Graduate Assistant: Bryant Smith - Second Season

PRONUNCIATION GUIDE

HASTON Alexander	HAY-stun
Chad Baker-MAZARA	MUH-ZARR-UH (like car)
LIOR Berman	LEE-oar
JOHNI Broome	JUH-nye (like dye)
ADEN Holloway	AY-den
Blake MUSCHALEK	MOO-SHUH-lek
ADDARIN Scott	UH-Dare-IN
JAYLIN Williams	JAY-lyn

WEEKLY SCHEDULE

SUNDAY January 21	MONDAY January 22	TUESDAY January 23	WEDNESDAY January 24	THURSDAY January 25	FRIDAY January 26	SATURDAY January 27
OFF	Practice at 2:30 p.m. (main floor)	BP Weekly Press Conference at 12:30 p.m. Practice at 1:00 p.m. (PG)	Game Day at Alabama 6:30 p.m. CT (Coleman Coliseum)	Team Travel to Starkville	BP Zoom Press Conference at 1:30 p.m.	Game Day at Mississippi State 2:30 p.m. CT (Humphrey Coliseum)

HEAD COACH BRUCE PEARL



Auburn Head Coach Bruce Pearl is in his 10th season on The Plains.

He has guided the Tigers to 189 wins in 10 seasons, the program's first-ever No. 1 ranking in both national polls and a memorable run to the NCAA Final Four in 2019.

The three-time SEC Coach of the Year's accomplishments also include two Southern Conference regular-

season championships, one SEC Tournament championship and four NCAA Tournament berths with the Tigers.

Pearl currently ranks No. 13 among active NCAA Division I coaches in career wins (651) and No. 8 all-time among winningest SEC coaches with 334 career victories at Auburn and Tennessee combined.

During the 2022-23 season, the Tigers continued to make history finishing the season with a 21-13 overall record – the 11th-most wins in program history. Auburn has now turned in 20-win seasons in five of the last six years and is the second-winningest program in the SEC in that span.

Auburn was ranked a program-best 32-consecutive weeks in The Associated Press Top 25 Poll and as high as No. 11 in the country during the season. It was one of 10 schools to be ranked in the AP Top 25 throughout the 2022 calendar year.

For the third-consecutive school year, the Tigers achieved a team GPA of 3.0 or higher and received the NABC Academic Excellence Award under Pearl.

Six Tigers have been drafted into the NBA and developed by Pearl and his coaching staff including All-Americans Jabari Smith (No. 3 overall in 2022) and Walker Kessler selected (No. 22 overall in 2022). Both are currently playing in the league along with Chuma Okeke (No. 16 overall in 2019), Isaac Okoro (No. 5 overall in 2020), JT Thor (No. 37 overall in 2021) and Sharife Cooper (No. 48 overall in 2021).

Pearl's teams have been just as successful off the court as Auburn has had 39 graduates since 2014 – the most in the SEC.

In 29 seasons as a head coach, he has guided his teams to the NCAA Tournament 21 times and a 651-258 (.716) winning record.

Pearl is the only head coach (football or men's basketball) in SEC history to lead two programs to a No. 1 national ranking (Auburn in 2022 and UT in 2008). Additionally, he is just one of three head coaches to take four programs (three at the Division I level) to the Sweet 16, joining Lon Kruger and Eddie Sutton.

Through the Bruce Pearl Family Foundation, he and his wife, Brandy, remain committed to giving back to those in Alabama, providing support to children and families facing challenging and life-altering illnesses through Children's Harbor.

In 2015-16, Pearl started AUTLIVE at Auburn to benefit patients in the state of Alabama in the fight against cancer. AUTLIVE also raises the awareness of cancer prevention and detection.

A native of Boston, Mass., Pearl graduated cum laude from Boston College in 1982 with a bachelor's degree in business administration. He is the proud father of four children, Jacqui, Steven, Leah and Michael, and enjoys spending time with his grandchildren.

CAREER HONORS

- Three-Time SEC Coach of the Year (2006, 2008 and 2022)
- Three-Time Horizon League Coach of the Year (2002, 2003 and 2005)
- Two-Time GLVC Coach of the Year (1993 and 1994)
- 2019 NCAA Final Four appearance
- 2009 Maccabi Games Gold Medalist (Team USA)
- 2008 Adolph Rupp Cup Award recipient
- 2006 Sporting News Coach of the Year
- 1995 NABC Division II Coach of the Year
- 1995 NCAA Division II National Championship

HEAD COACHING RECORD

Year	School	Record	Postseason
1992-93	Southern Indiana	22-7	NCAA Region 3rd Place
1993-94	Southern Indiana	28-4	NCAA Runner-Up
1994-95	Southern Indiana	29-4	NCAA Champions
1995-96	Southern Indiana	25-4	NCAA Sweet 16
1996-97	Southern Indiana	23-5	NCAA First Round
1997-98	Southern Indiana	27-6	NCAA Sweet 16
1998-99	Southern Indiana	26-6	NCAA Sweet 16
1999-00	Southern Indiana	25-6	NCAA Sweet 16
2000-01	Southern Indiana	26-4	NCAA First Round
Total		231-46	
2001-02	Milwaukee	16-13	-
2002-03	Milwaukee	24-8	NCAA First Round
2003-04	Milwaukee	20-11	NIT First Round
2004-05	Milwaukee	26-6	NCAA Sweet 16
Total		86-38	
2005-06	Tennessee	22-8	NCAA Second Round
2006-07	Tennessee	24-11	NCAA Sweet 16
2007-08	Tennessee	31-5	NCAA Sweet 16
2008-09	Tennessee	21-13	NCAA First Round
2009-10	Tennessee	28-9	NCAA Elite Eight
2010-11	Tennessee	19-15	-
Total		145-61	
2014-15	Auburn	15-20	-
2015-16	Auburn	11-20	-
2016-17	Auburn	6-14 #	-
2017-18	Auburn	26-8	NCAA Second Round
2018-19	Auburn	30-10	NCAA Final Four
2019-20	Auburn	25-6	(Canceled)
2020-21	Auburn	13-14	
2021-22	Auburn	26-6 %	NCAA Second Round
2022-23	Auburn	21-13	NCAA Second Round
2023-24	Auburn	16-2	
Total		189-113	
Career		651-258 (.716)	

Denotes vacated games by the NCAA during the 2016-17 season

% Two wins credited to assistant coaches/then-acting head coaches Wes Flanigan and Steven Pearl during the 2021-22 season

TOP PERFORMANCES UNDER PEARL AT AUBURN

MOST POINTS TEAM

- 119, vs. Northwestern State (Nov. 27, 2015)
- 119, vs. Winthrop (Nov. 24, 2017)
- 117, vs. Coastal Carolina (Dec. 15, 2016)
- 116, vs. CSUN (Nov. 15, 2019)
- 109, vs. UConn (Nov. 24, 2021)
- 109, at South Carolina (Jan. 23, 2021)

MOST POINTS INDIVIDUAL

- 34, Bryce Brown vs. Dayton (Dec. 8, 2018)
- 33, Samir Doughty vs. CSUN (Nov. 15, 2019)
- 32, Samir Doughty at Tennessee (Mar. 7, 2020)
- 31, Jabari Smith vs. Vanderbilt (Feb. 16, 2022)
- 31, Bryce Brown vs. Norfolk State (Nov. 10, 2017)
- 31, Mustapha Heron vs. Winthrop (Nov. 24, 2017)
- 31, Jared Harper at UAB (Dec. 15, 2018)
- 30, Johni Broome vs. Virginia Tech (Nov. 29, 2023)**

MOST REBOUNDS TEAM

- 66, vs. Mississippi College (Nov. 14, 2018)
- 60, at Arkansas [OT] (Feb. 8, 2022)
- 60, vs. Alabama (Feb. 12, 2020)
- 56, vs. Saint Joseph's (Nov. 26, 2020)
- 53, vs. Winthrop (Nov. 15, 2022)

MOST REBOUNDS INDIVIDUAL

- 19, Walker Kessler at Arkansas [OT] (Feb. 8, 2022)
- 19, Cinmeon Bowers at Middle Tennessee (Dec. 12, 2015)
- 18, Johni Broome vs. Georgia (Feb. 1, 2023)
- 18, Cinmeon Bowers vs. Alabama (Jan. 19, 2016)
- 18, Cinmeon Bowers vs. Ole Miss (Feb. 20, 2016)
- 17, Cinmeon Bowers vs. Milwaukee (Nov. 14, 2014)
- 17, Cinmeon Bowers vs. Winthrop (Dec. 17, 2014)
- 17, Cinmeon Bowers vs. Mississippi State (Jan. 21, 2015)
- 17, Horace Spencer vs. Mississippi College (Nov. 14, 2018)
- 17, Austin Wiley vs. Alabama (Feb. 12, 2020)

MOST 3-POINTERS TEAM

- 22, vs. South Alabama (Dec. 4, 2020)
- 21, vs. Coastal Carolina (Dec. 15, 2016)
- 18, vs. South Alabama (Nov. 6, 2018)
- 18, vs. LSU (Feb. 8, 2020)
- 17, vs. Northwestern State (Nov. 27, 2015)
- 17, vs. Vanderbilt (Feb. 3, 2018)
- 17, vs. Arkansas (Feb. 20, 2019)
- 17, vs. North Carolina (Mar. 29, 2019)
- 17, vs. CSUN (Nov. 15, 2019)

MOST 3-POINTERS INDIVIDUAL

- 9, Bryce Brown at Arkansas (Feb. 17, 2016)
- 8, Kareem Canty at Middle Tennessee (Dec. 12, 2015)
- 8, Bryce Brown vs. South Carolina (Mar. 3, 2018)
- 8, Samir Doughty at Tennessee (Mar. 7, 2020)
- 7, Jabari Smith vs. Vanderbilt (Feb. 16, 2022)
- 7, KT Harrell vs. Coastal Carolina (Dec. 5, 2014)
- 7, Bryce Brown at Ole Miss (Jan. 9, 2019)
- 7, Bryce Brown vs. Kansas (Mar. 23, 2019)
- 7, Justin Powell vs. South Alabama (Dec. 4, 2020)

MOST FT MADE TEAM

- 36, vs. Missouri (Jan. 26, 2021)
- 33, vs. UConn (Nov. 24, 2021)
- 33, vs. Kentucky (Feb. 1, 2020)
- 31, vs. Arkansas (Feb. 10, 2015)
- 31, at Arkansas - Feb. 27, 2018)

MOST FT MADE INDIVIDUAL

- 18, Sharife Cooper vs. Missouri (Jan. 26, 2021)
- 15, KT Harrell vs. Georgia (Mar. 3, 2015)
- 15, Jared Harper at UAB (Dec. 15, 2018)
- 14, Jared Harper vs. Ole Miss (Jan. 7, 2017)
- 14, Samir Doughty vs. Kentucky (Feb. 1, 2020)
- 12, Jabari Smith vs. UConn (Nov. 24, 2001)
- 12, Desean Murray vs. Ole Miss (Jan. 9, 2018)
- 12, Jared Harper vs. South Carolina (Mar. 15, 2019)

MOST FT ATTEMPTED TEAM

- 46, at Missouri (Feb. 15, 2020)
- 44, vs. Kentucky (Feb. 1, 2020)
- 44, vs. Missouri (Jan. 26, 2021)
- 43, vs. Saint Joseph's (Nov. 26, 2020)
- 42, vs. Eastern Kentucky (Nov. 17, 2016)
- 42, vs. Alabama (Jan. 21, 2017)

MOST FT ATTEMPTED INDIVIDUAL

- 21, Sharife Cooper vs. Missouri (Jan. 26, 2021)
- 18, Cinmeon Bowers vs. Missouri (Jan. 10, 2015)
- 18, KT Harrell vs. LSU (Mar. 13, 2015)
- 18, Austin Wiley vs. Alabama (Jan. 21, 2017)
- 17, Jared Harper vs. Ole Miss (Jan. 7, 2017)
- 16, Johni Broome vs. Houston (March 18, 2023)
- 16, K.D. Johnson vs. UConn (Nov. 24, 2021)
- 16, Cinmeon Bowers vs. LSU (Feb. 2, 2016)
- 16, Jared Harper at UAB (Dec. 15, 2018)

MOST ASSISTS TEAM

- 27, vs. CSUN (Nov. 15, 2019)
- 26, vs. Nebraska (Dec. 11, 2021)
- 25, vs. Indiana (Dec. 9, 2023)**
- 25, vs. Saint Peter's (Nov. 28, 2018)
- 24, vs. South Alabama (Nov. 6, 2018)
- 24, vs. South Alabama (Dec. 4, 2020)

MOST ASSISTS INDIVIDUAL

- 16, J'Von McCormick vs. CSUN (Nov. 15, 2019)
- 14, Jared Harper vs. Vanderbilt (Feb. 3, 2018)
- 13, Jared Harper vs. South Alabama (Nov. 6, 2018)
- 13, Jared Harper vs. North Carolina (Mar. 29, 2019)
- 12, Wendell Green Jr. at South Carolina (Jan. 21, 2023)

MOST STEALS TEAM

- 20, vs. North Florida (Dec. 29, 2018)
- 18, vs. Tennessee (Feb. 22, 2020)
- 16, vs. Nebraska (Dec. 11, 2021)
- 16, vs. Saint Peter's (Nov. 28, 2018)
- 15 vs. LSU (Jan. 13, 2024)**

MOST STEALS INDIVIDUAL

- 5, Chad Baker-Mazara vs. LSU (Jan. 13, 2024)**
- 5, Wendell Green Jr. at Mississippi State (March 2, 2022)
- 5, Walker Kessler vs. Nebraska (Dec. 11, 2021)
- 5, Zep Jasper vs. Nebraska (Dec. 11, 2021)
- 5, K.D. Johnson vs. Syracuse (Nov. 26, 2021)
- 5, K.D. Johnson vs. UConn (Nov. 24, 2021)
- 5, K.C. Ross-Miller vs. Oregon State (Nov. 26, 2014)
- 5, K.C. Ross-Miller vs. Middle Tennessee (Dec. 29, 2014)
- 5, Antoine Mason at LSU (Feb. 5, 2015)
- 5, Malik Dunbar vs. UNC Asheville (Dec. 4, 2018)
- 5, Chuma Okeke vs. Murray State (Dec. 22, 2018)
- 5, Chuma Okeke vs. North Florida (Dec. 29, 2018)
- 5, J'Von McCormick vs. Tennessee (Feb. 22, 2020)

MOST BLOCKS TEAM

- 14, vs. Texas A&M (Feb. 12, 2022)
- 14, vs. Yale (Dec. 4, 2021)
- 14, vs. LSU (Dec. 29, 2021)
- 14, at Georgia (Jan. 13, 2021)
- 14, vs. Missouri (Jan. 26, 2021)

MOST BLOCKS INDIVIDUAL

- 12, Walker Kessler vs. Texas A&M (Feb. 12, 2022)
- 11, Walker Kessler vs. LSU (Dec. 29, 2021)
- 9, Walker Kessler vs. Jacksonville State (Mar. 18, 2022)
- 8, Johni Broome vs. Saint Louis (Nov. 27, 2022)
- 8, Walker Kessler vs. Ole Miss (Feb. 23, 2022)
- 8, Walker Kessler vs. Alabama (Feb. 1, 2022)

ASSOCIATED PRESS POLL

RK	TEAM	RECORD	PTS
1	UConn (44)	17-2	1508
2	Purdue (17)	17-2	1472
3	North Carolina	15-3	1391
4	Houston	16-2	1309
5	Tennessee	14-4	1237
6	Kentucky	14-3	1205
7	Kansas	15-3	1157
8	Auburn	16-2	1094
9	Arizona	14-4	1060
10	Illinois	14-4	862
11	Oklahoma	15-3	849
12	Duke	13-4	832
13	Wisconsin	14-4	801
14	Marquette	13-5	747
15	Baylor	14-4	645
16	Dayton	15-2	546
17	Creighton	14-5	505
18	Utah State	17-2	381
19	Memphis	15-4	329
20	Texas Tech	15-3	304
21	BYU	14-4	294
22	Florida Atlantic	15-4	290
23	Iowa State	14-4	253
24	Colorado State	15-3	214
25	New Mexico	16-3	177

Others receiving votes: Seton Hall 84, San Diego State 64, Kansas State 39, Alabama 30, TCU 27, Ole Miss 25, Princeton 21, Utah 20, Texas 16, Boise State 9, Gonzaga 6, Florida 6, Grand Canyon 5, Michigan State 3, Saint Mary's 2, San Francisco 1, Samford 1, McNeese 1, Indiana State 1, NC State 1, Colorado 1

COACHES POLL

RK	TEAM	RECORD	PTS
1	UConn (24)	17-2	791
2	Purdue (8)	17-2	769
3	North Carolina	15-3	734
4	Houston	16-2	678
5	Tennessee	14-4	671
6T	Kentucky	14-3	609
6T	Auburn	16-2	609
8	Kansas	15-3	576
9	Arizona	14-4	528
10	Wisconsin	14-4	480
11	Illinois	14-4	437
12	Duke	13-4	421
13	Oklahoma	15-3	401
14	Baylor	14-4	362
15	Marquette	13-5	360
16	Creighton	14-5	299
17	Dayton	15-2	277
18	Iowa State	14-4	220
19	BYU	14-4	181
20	Utah State	17-2	176
21	Texas Tech	15-3	148
22	Memphis	15-4	130
23	Colorado State	15-3	119
24	Florida Atlantic	15-4	101
25	New Mexico	16-3	54

Others receiving votes: Alabama 43, San Diego State 43, Seton Hall 33, Gonzaga 30, TCU 26, Texas 18, Clemson 15, Kansas State 14, Princeton 13, Utah 10, Saint Mary's 6, Boise State 5, Grand Canyon 4, Indiana State 4, James Madison 2, Ole Miss 2, Michigan State 1

LAST TIME TEAM

Defeated a ranked team at home _____ vs. #22 Ole Miss (1/20/24)

Defeated a ranked team on the road _____ at #24 Alabama (1/11/22)

Defeated a ranked team at a neutral site _____ vs. #7 Kentucky (3/31/19)

Defeated a top-10 team at home _____ vs. #5 Tennessee (3/9/19)

Defeated a top-10 team on the road _____ at #8 Arkansas (1/23/93)

Defeated a top-10 team at a neutral site _____ vs. #7 Kentucky (3/31/19)

Won in overtime _____ at Mississippi State, 81-68 (OT) (3/2/22)

Lost in overtime _____ at #2 Alabama, 90-85 (OT) (3/1/23)

Won in double overtime _____ at Ole Miss, 83-82 (2OT) (1/28/20)

Lost in double overtime _____ vs. #22 UConn, 115-109 (2OT) (11/24/21)

Played back-to-back overtime games _____ at Arkansas, W 79-76 (OT) (2/5/20)

_____ vs. LSU, W 91-90 (OT) (2/8/20)

_____ vs. Alabama, W 95-91 (OT) (2/12/20)

Played in three-straight overtime games _____ at Arkansas, W 79-76 (OT) (2/5/20)

_____ vs. LSU, W 91-90 (OT) (2/8/20)

_____ vs. Alabama, W 95-91 (OT) (2/12/20)

Played at least three overtimes _____ vs. Georgia (SECT) (4OT) (3/1/79)

Shot 70% for a half _____ 72.4% (21-29) at Washington (2nd) (12/21/22)

Shot 70% for a half (SEC) _____ 70.8% (17-24) vs. Vanderbilt (2nd) (2/16/22)

Shot 60% for a game _____ 61.8% (42-68) vs. Winthrop (11/24/17)

Shot 60% for a game (SEC) _____ 61.1% (33-54) at Arkansas (2/17/16)

Shot less than 30% for game _____ 23.6% (13-55) at Tennessee (2/4/23)

Shot 100% from the FT line _____ 100% (6-6) vs. Long Beach State (12/23/11)

Shot 60% from 3-point line _____ 60.0% (12-20) at #2 Alabama (3/1/23)

Shot less than 30% in half _____ 28.6% (10-35) vs. Alabama (2nd) (2/11/23)

Shot less than 20% in half _____ 16.7% (4-24) vs. #2 Houston (2nd) (3/18/23)

Shot less than 10% in a half _____ 8.3% (2-24) vs. LSU (1st) (1/8/11)

Attempted 50 free throws _____ 52 vs. Vanderbilt (2/6/54)

Attempted 40 free throws _____ 41 vs. #22 UConn (11/24/21)

Attempted 30 free throws in half _____ 30 vs. #12 Missouri (2nd) (1/26/21)

Made 30 free throws _____ 33 vs. #22 UConn (11/24/21)

Made 30 free throws (SEC) _____ 31 vs. Alabama (2/1/22)

Made at least 10 3-point field goals _____ 10 vs. LSU (1/13/24)

Made at least 15 3-point field goals _____ 15 vs. Arkansas (12/30/20)

Failed to make 3-point field goal _____ vs. Kentucky (0-15) (1/19/13)

Had at least 60 rebounds _____ 60 at Arkansas [OT] (2/8/22)

Had at least 50 rebounds _____ 53 vs. Winthrop (11/15/22)

Had less than 20 rebounds _____ 19 vs. Arkansas (3/9/23)

Had at least 25 assists _____ 25 vs. Indiana (12/9/23)**Had at least 20 assists _____ 20 vs. LSU (1/13/24)****Had at least 15 steals _____ 15 vs. LSU (1/13/24)****Had at least 10 blocks _____ 10 vs. #17 Baylor (11/7/23)**

Had at least 15 blocks _____ 17 vs. Nicholls State (11/25/11)

Failed to make a blocked shot _____ 0 at #2 Alabama (3/1/23)

Had at least 25 lead changes _____ 27 at Arkansas (1/16/13)

Scored 50 points in a half _____ 51 vs. LSU (1st) (1/13/24)**Scored 50 points in a half (SEC) _____ 51 vs. LSU (1st) (1/13/24)**

Scored 60 points in a half _____ 66 vs. CSUN (1st) (11/15/19)

Scored 60 points in a half (SEC) _____ 64 at Tennessee (2nd) (2/15/06)

Scored 70 points in a half _____ 72 vs. Northwestern State (2nd) (11/27/15)

Scored 100 points _____ 101 vs. Chattanooga (12/30/23)

Scored 100 points (SEC) _____ 100 vs. Alabama (2/1/22)

Scored under 20 points in 1st half _____ 19 at Tennessee (2/4/23),

_____ vs. Northwestern (11/23/22), vs. Clemson (3/18/18)

Scored under 20 points in 2nd half _____ 14 vs. Tulsa (11/24/14)

Scored under 10 points in a half _____ 6 vs. LSU (1st) (1/8/11)

Scored 35 or under points in a game _____ 35 vs. Tulsa (11/24/14)

Scored under 50 points in game _____ 43 at Tennessee (2/4/23),

_____ vs. Northwestern (11/23/22)


Scored under 50 points in game (SEC) _____ 43 at Tennessee (2/4/23)

LAST TIME INDIVIDUAL

Scored at least 30 points	Johni Broome (30) vs. Virginia Tech (11/29/23)
Scored at least 35 points	Toney Douglas (38) vs. Nicholls State (11/24/04)
Scored at least 40 points	Wesley Person (44) vs. UAB (12/16/93)
Had two players with at least 20 points	Jaylin Williams (24) and Aden Holloway (24) vs. Indiana (12/9/23)
Had three players with at least 20 points	Samir Doughty (26), J'Von McCormick (23), Devan Cambridge (21) vs. LSU (2/8/20)
Had two players with 25 points	Bryce Brown (26), Jared Harper (25) vs. Xavier (OT) (11/19/18)
Had two players with 25 points (SEC)	Chris Denson (30), KT Harrell (26) vs. Mississippi State (2/14/14)
Scored 20 points in a half	Jabari Smith (20, 2nd) at Florida (2/19/22)
Scored 20 points in 1st half	Bryce Brown (20) at Texas A&M (1/16/19)
Scored 20 points in 2nd half	Jabari Smith (20, 2nd) at Florida (2/19/22)
Scored 25 points in a half	Bryce Brown (25, 2nd) vs. Kentucky (1/19/19)
A player had back-to-back 20-point games	Jaylin Williams (20) vs. Alabama State (12/22/23); (21) vs. Chattanooga (12/30/23)
A player three consecutive 20-point games	Jabari Smith (27) at Tennessee (2/26/22); (27) at Mississippi State [OT] (3/2/22) vs. South Carolina (3/5/22)
A player had back-to-back 20-point SEC games	Johni Broome (20) vs. Missouri (2/14/23); (20) at Vanderbilt (2/18/23)
A player had back-to-back 25-point SEC games	Jabari Smith (27) at Tennessee (2/26/22); (27) at Mississippi State [OT] (3/2/22)
A player had three straight 25-point SEC games	Chris Denson (29) at LSU (2/8/14); (26) vs. Kentucky (2/12/14); (30) vs. Mississippi State (2/15/14)
A player had four straight 25-point SEC games	Chris Denson (25) at South Carolina (2/5/14); (29) at LSU (2/8/14); (26) vs. Kentucky (2/12/14); (30) vs. Mississippi State (2/15/14)
A player had five straight 25-point SEC games	Keenan Carpenter (44) vs. LSU (1/8/89); (28) vs. Mississippi State (2/11/89); (33) at Florida (2/15/89); (32) at Ole Miss (2/18/89); (29) vs. Kentucky (2/20/89)
A player had back-to-back 20-point games off the bench	Jamal Johnson (21) at Arkansas (12/30/20); (20) at Texas A&M (1/2/21)
Zero players scored in double figures	at Vanderbilt (1/7/12)
Only one player scored in double figures	Jamal Johnson (18) at UCF (11/30/20)
Five players scored in double figures	Jaylin Williams (14), Johni Broome (11), Aden Holloway (15), Denver Jones (12) and Dylan Cardwell (11) vs. USC (12/17/23)
Five players scored in double figures (SEC)	Wendell Green Jr. (23), Jabari Smith (17), Walker Kessler (14), K.D. Johnson (13), Allen Flanigan (10) vs. Alabama (2/1/22)
All five starters scored in double figures	Allen Flanigan (23), Devan Cambridge (15), Jamal Johnson (14), Jaylin Williams (13), JT Thor (10) vs. Tennessee (2/27/21)
Six players scored in double figures	J. Williams (24), A. Holloway (24), K. Johnson (14), D. Jones (12), C. Baker-Mazara (11) and T. Donaldson (10) vs. Indiana (12/9/23)
Six players scored in double figures (SEC)	J. Smith (12), W. Kessler (15), K.D. Johnson (12), A. Flanigan (10), W. Green Jr. (12), J. Williams (13) vs. Georgia (1/19/22)
Had at least 15 rebounds	Johni Broome (18) vs. Georgia (2/1/23)
Had at least 15 rebounds (SEC)	Johni Broome (18) vs. Georgia (2/1/23)
Had at least 20 rebounds	Kelvin Ardister (20) vs. Tennessee (1/4/89)
Had at least 25 rebounds	Rex Frederick (25) at Ole Miss (1/6/58)
Had at least 20 pts & 20 reb	Kelvin Ardister (22 pts, 20 reb) vs. Tennessee (1/4/89)
Had at least 30 pts & 10 reb	Johni Broome (30 pts, 13 reb) vs. Virginia Tech (11/29/23)
Had two players with at least 10 rebounds	Johni Broome (11); Chaney Johnson (11) vs. Southeastern Louisiana (11/10/23)
Had at least three players with 10 rebounds	Korvotney Barber (13), Quantez Robertson (10), Lucas Hargrove (10) at Virginia (12/20/08)
Had a double-double	Johni Broome (15 pts, 12 reb) at Vanderbilt (1/17/24)
Had a double-double before halftime	Johni Broome (13 pts, 12 reb) vs. Georgia (2/1/23)
Had two straight double-doubles	Johni Broome (16 pts, 11 reb) vs. #17 Baylor (11/7/23); (18 pts, 11 reb) vs. SE Louisiana (11/10/23)
Had three straight double-doubles	Johni Broome (14 pts, 11 reb) vs. Florida (12/28/22); (22 pts, 12 reb) at Georgia (1/4/23); (10 pts, 10 reb) vs. Arkansas (1/7/23)
Had four straight double-doubles	Johni Broome (14 pts, 11 reb) vs. Florida (12/28/22); (22 pts, 12 reb) at Georgia (1/4/23); (10 pts, 10 reb) vs. Arkansas (1/7/23); (19 pts, 11 reb) at Ole Miss (1/10/23)
Had five straight double-doubles	Jeff Moore (26 pts, 11 reb) vs. Ole Miss (3/2/88); (20 pts, 11 reb) at LSU (3/5/88); (22 pts, 11 reb) vs. Georgia (3/11/88); (13 pts, 13 reb) vs. Bradley (3/17/88); (22 pts, 11 reb) vs. Oklahoma (3/19/88)
Had two players with a double-double	Johni Broome (19 pts, 12 reb); Allen Flanigan (10 pts, 10 reb) vs. Iowa (3/16/23)
Had a double-double with points and assists	Wendell Green Jr. (16 pts, 12 ast) at South Carolina (1/21/23)
Had a triple-double	Walker Kessler (12 pts, 11 reb, 12 blks) vs. Texas A&M (2/12/22)
Had 10 assists	Wendell Green Jr. (12) at South Carolina (1/21/23)
Had 15 assists	J'Von McCormick (16) vs. CSUN (11/15/19)
Had two players with at least five blocks	Devan Cambridge (5) and Jaylin Williams (5) at Georgia (1/13/21)
Had 10 blocks	Walker Kessler (11) vs. LSU (12/29/21)
Had five steals	Chad Baker-Mazara (5) vs. LSU (1/13/24)
Had five steals (SEC)	Chad Baker-Mazara (5) vs. LSU (1/13/24)
Made 30-straight free throws	Wendell Green Jr. (34) (2/22/23-3/16/23)
Hit buzzer-beater shot to win a game	T.J. Dunans vs. Mercer (3-pt FG, 76-74) (12/18/16)
Played more than 40 minutes	Samir Doughty (41) vs. Alabama (OT) (2/12/20)



K.D. JOHNSON
 G | 6-0 | 190 | Sr.
 Atlanta, Ga.
 (Hargrave Military Academy (Va.))



SEASON SUPERLATIVES

Points: 14 vs. Texas A&M (1/9/24), vs. Indiana (12/9/23)
Field Goals Made: 5 vs. Indiana (12/9/23)
Field Goals Attempted: 9 vs. Indiana (12/9/23), vs. SE Louisiana (11/10/23)
3-Point Field Goals Made: 3 vs. Alabama State (12/22/23)
3-Point Field Goals Attempted:
 5 vs. Alabama State (12/22/23), vs. Southeastern Louisiana (11/10/23)
Free Throws Made: 6 vs. LSU (1/13/24), vs. Notre Dame (11/16/23)
Free Throws Attempted: 7 vs. Notre Dame (11/16/23)
Rebounds: 5 vs. Penn (1/2/24)
Assists: 4 vs. Penn (1/2/24)
Blocks: 2 vs. St. Bonaventure (11/17/23)
Steals: 4 vs. UNC Asheville (12/13/23)
Minutes Played: 22 vs. Penn (1/2/24), vs. Notre Dame (11/16/23)
Double-Figure Games: 5
20-Point Games: None
10-Rebound Games: None
5-Steal Games: None
Double-Doubles: None
Dunks: 4

CAREER SUPERLATIVES

Points: 27 vs. UConn (11/24/21)
Field Goals Made: 9 at Tennessee (2/10/21), vs. Auburn (1/13/21)
Field Goals Attempted: 22 at Georgia (2/5/22)
3-Point Field Goals Made: 4 (five times)
3-Point Field Goals Attempted: 9 vs. George Mason (11/7/22)
Free Throws Made: 11 vs. UConn (11/24/21)
Free Throws Attempted: 16 vs. UConn (11/24/21)
Rebounds: 8 at Alabama (1/11/22)
Assists: 7 vs. Jacksonville State (3/18/22)
Blocks: 2 vs. St. Bonaventure (11/17/23), vs. Auburn (1/13/21)
Steals: 5 vs. UConn (11/24/21), vs. Syracuse (11/26/21)
Minutes Played: 37 vs. UConn (11/24/21)
Double-Figure Games: 56
20-Point Games: 9
10-Rebound Games: None
5-Steal Games: 2
Double-Doubles: None
Dunks: 10

CAREER HONORS

- 2022-23 Preseason All-SEC Second Team
- 2020-21 SEC All-Freshman Team
- SEC Freshman of the Week (Jan. 18, 2021)

2023-24 GAME-BY-GAME STATISTICS

Opponent	GS	Min.	FG-A	3FG-A	FT-A	O-D-T	PF	A	TO	BLK	STL	PTS
vs. Baylor	16	3-5	0-1	0-0	0-0-0	4	0	1	0	1	6	
SE Louisiana	19	4-9	2-5	3-3	0-2-2	2	3	0	0	0	13	
vs. Notre Dame	22	1-6	0-2	6-7	0-3-3	2	0	1	0	1	8	
vs. St. Bonaventure	18	4-7	1-4	0-0	0-0-0	2	3	0	2	1	9	
Alabama A&M	11	2-4	1-3	1-2	0-2-2	3	1	1	1	0	6	
Virginia Tech	12	1-6	0-3	0-0	0-2-2	6	0	1	0	1	2	
at App State	8	0-3	0-3	0-0	1-1-2	1	1	0	0	1	0	
vs. Indiana	19	5-9	1-2	3-3	0-2-2	3	3	0	0	1	14	
vs. UNC Asheville	15	2-4	1-2	1-2	0-3-3	2	2	0	0	4	6	
USC	17	2-6	0-2	1-2	1-0-1	3	0	3	0	1	5	
Alabama State	15	3-6	3-5	4-4	1-1-2	1	0	1	0	2	13	
Chattanooga	19	2-4	2-2	0-0	0-1-1	3	1	0	0	0	6	
Penn	22	3-6	1-4	4-6	2-3-5	1	4	0	0	1	11	
at Arkansas	19	2-8	0-2	2-2	0-2-2	2	2	1	0	0	6	
Texas A&M	21	4-8	2-3	4-6	1-2-3	0	2	0	0	2	14	
LSU	21	1-6	0-2	6-6	0-3-3	3	1	0	0	0	8	
at Vanderbilt	17	0-4	0-3	2-4	0-1-1	4	1	1	0	2	2	
Ole Miss	19	3-8	1-4	1-1	0-2-2	3	1	1	0	2	8	
at Alabama												
at Mississippi St.												
Vanderbilt												
at Ole Miss												
Alabama												
at Florida												
South Carolina												
Kentucky												
at Georgia												
at Tennessee												
Mississippi State												
at Missouri												
Georgia												


JOHNSON'S CAREER STATISTICS

SEASON	TEAM	GP-GS	MIN/AVG	Field Goals		3-Point		F-Throws		Rebounds				Scoring						
				FG-FGA	FG%	3FG-3FGA	3FG%	FT-FTA	FT%	OFF	DEF	TOT	AVG	PF-FO	A	TO	BLK	STL	PTS	AVG
2020-21	UGa	16-0	362/22.6	68-161	.422	24-62	.387	56-91	.615	11	33	44	2.8	45-0	19	34	3	29	216	13.5
2021-22	AUB	34-31	941/27.7	133-345	.386	45-155	.290	106-147	.721	19	78	97	2.9	87-0	53	62	2	64	417	12.3
2022-23	AUB	33-0	722/21.9	90-236	.381	36-108	.333	77-111	.694	15	48	63	1.9	76-0	43	50	1	36	293	8.9
2023-24	AUB	18-0	314/17.5	42-109	.385	15-52	.288	38-48	.792	6	30	36	2.0	45-1	25	12	3	23	137	7.6
TOTAL FOR AUB	85-31	1977/23.3	265-690	.384	96-315	.305	221-306	.722	40	156	196	2.3	208-1	121	124	6	123	847	10.0	
TOTAL	101-31	2339/23.2	333-851	.391	120-377	.318	277-397	.698	51	189	240	2.4	253-1	140	158	9	152	1063	10.5	

1

ADEN HOLLOWAY

G | 6-1 | 178 | Fr.
Charlotte, N.C.
(Prolific Prep)



SEASON SUPERLATIVES

Points: 24 vs. Indiana (12/9/23)
Field Goals Made: 7 vs. Indiana (12/9/23)
Field Goals Attempted: 15 vs. Baylor (11/7/23)
3-Point Field Goals Made: 5 vs. Indiana (12/9/23)
3-Point Field Goals Attempted: 10 vs. LSU (1/13/24)
Free Throws Made: 5 vs. Indiana (12/9/23), vs. Alabama A&M (11/21/23)
Free Throws Attempted: 7 vs. Alabama A&M (11/21/23)
Rebounds: 5 at Arkansas (1/6/24)
Assists: 6 (three times)
Blocks: 1 vs. Baylor (11/7/23)
Steals: 3 vs. Virginia Tech (11/29/23)
Minutes Played: 26 at Appalachian State (12/3/23), vs. Baylor (11/7/23)
Double-Figure Games: 8
20-Point Games: None
10-Rebound Games: None
10-Assist Games: None
5-Steal Games: None
Double-Doubles: None
Dunks: None

CAREER SUPERLATIVES

Points: 24 vs. Indiana (12/9/23)
Field Goals Made: 7 vs. Indiana (12/9/23)
Field Goals Attempted: 15 vs. Baylor (11/7/23)
3-Point Field Goals Made: 5 vs. Indiana (12/9/23)
3-Point Field Goals Attempted: 10 vs. LSU (1/13/24)
Free Throws Made: 5 vs. Indiana (12/9/23), vs. Alabama A&M (11/21/23)
Free Throws Attempted: 7 vs. Alabama A&M (11/21/23)
Rebounds: 5 at Arkansas (1/6/24)
Assists: 6 (three times)
Blocks: 1 vs. Baylor (11/7/23)
Steals: 3 vs. Virginia Tech (11/29/23)
Minutes Played: 26 at Appalachian State (12/3/23), vs. Baylor (11/7/23)
Double-Figure Games: 8
20-Point Games: None
10-Rebound Games: None
10-Assist Games: None
5-Steal Games: None
Double-Doubles: None
Dunks: None

CAREER HONORS

- Two-Time SEC Freshman of the Week (11/13/23 and 12/11/23)
- 2023 McDonald's High School All-American

2023-24 GAME-BY-GAME STATISTICS

Opponent	GS	Min.	FG-A	3FG-A	FT-A	O-D-T	PF	A	TO	BLK	STL	PTS
vs. Baylor		26	6-15	4-8	3-5	0-3-3	0	6	3	1	0	19
SE Louisiana		22	4-10	3-8	0-0	0-0-0	2	3	0	0	0	11
vs. Notre Dame	*	22	5-9	4-5	1-1	1-0-1	1	5	2	0	0	15
vs. St. Bonaventure*		24	2-10	2-7	2-2	0-0-0	2	3	2	0	0	8
Alabama A&M	*	22	3-9	2-7	5-7	0-1-1	1	2	0	0	0	13
Virginia Tech	*	22	0-7	0-2	0-0	0-1-1	2	2	1	0	3	0
at App State	*	26	2-10	0-6	4-5	0-0-0	3	2	1	0	0	8
vs. Indiana	*	22	7-11	5-8	5-5	0-1-1	2	2	0	0	0	24
vs. UNC Asheville	*	20	3-11	1-5	0-0	1-1-2	0	5	1	0	0	7
USC	*	23	5-10	4-7	1-2	0-2-2	2	6	0	0	0	15
Alabama State	*	19	2-6	2-6	0-0	0-1-1	1	4	2	0	0	6
Chattanooga	*	21	2-10	2-8	2-2	0-4-4	1	5	0	0	0	8
Penn	*	18	1-5	1-5	0-0	0-1-1	1	6	1	0	1	3
at Arkansas	*	20	2-9	1-4	0-0	1-4-5	1	0	0	0	0	5
Texas A&M	*	18	2-6	2-6	0-0	0-1-1	1	1	1	0	0	6
LSU	*	22	5-13	3-10	0-0	0-1-1	1	3	1	0	1	13
at Vanderbilt	*	19	3-8	2-6	2-2	0-1-1	4	1	1	0	0	10
Ole Miss	*	22	3-7	1-4	2-2	1-0-1	0	3	0	0	1	9
at Alabama												
at Mississippi St.												
Vanderbilt												
at Ole Miss												
Alabama												
at Florida												
South Carolina												
Kentucky												
at Georgia												
at Tennessee												
Mississippi State												
at Missouri												
Georgia												

HOLLOWAY'S CAREER STATISTICS

SEASON	TEAM	GP-GS	MIN/AVG	Field Goals		3-Point		F-Throws		Rebounds				Scoring						
				FG-FGA	FG%	3FG-3FGA	3FG%	FT-FTA	FT%	OFF	DEF	TOT	AVG	PF-FO	A	TO	BLK	STL	PTS	AVG
2023-24	AUB	18-16	392/21.8	57-166	.343	39-112	.348	27-33	.818	4	22	26	1.4	25-0	59	16	1	6	180	10.0
TOTAL		18-16	392/21.8	57-166	.343	39-112	.348	27-33	.818	4	22	26	1.4	25-0	59	16	1	6	180	10.0

2

JAYLIN WILLIAMS

F | 6-8 | 245 | Gr.
Nahunta, Ga.
(Brantley County HS)



SEASON SUPERLATIVES

Points: 24 vs. Indiana (12/9/23)
Field Goals Made: 9 vs. Chattanooga (12/30/23)
Field Goals Attempted: 14 vs. Indiana (12/9/23)
3-Point Field Goals Made: 2 (five times)
3-Point Field Goals Attempted:
 5 vs. Penn (1/2/24), vs. Southeastern Louisiana (11/10/23)
Free Throws Made: 6 vs. Alabama State (12/22/23), vs. Indiana (12/9/23)
Free Throws Attempted: 9 vs. Indiana (12/9/23)
Rebounds: 10 vs. St. Bonaventure (11/17/23)
Assists: 7 vs. Indiana (12/9/23)
Blocks: 2 vs. Notre Dame (11/16/23), vs. Southeastern Louisiana (11/10/23)
Steals: 3 vs. Alabama A&M (11/21/23)
Minutes Played: 35 vs. Texas A&M (1/9/24)
Double-Figure Games: 11
20-Point Games: 5
10-Rebound Games: 1
5-Steal Games: None
Double-Doubles: 1
Dunks: 19

CAREER SUPERLATIVES

Points: 24 vs. Indiana (12/9/23), at Ole Miss (1/6/21)
Field Goals Made: 9 vs. Chattanooga (12/30/23), vs. Georgia (2/2/21)
Field Goals Attempted: 15 vs. Mississippi State (1/14/23)
3-Point Field Goals Made: 6 at Ole Miss (1/6/21)
3-Point Field Goals Attempted: 10 at Ole Miss (1/6/21)
Free Throws Made: 8 vs. Tennessee (2/27/21)
Free Throws Attempted: 10 vs. Tennessee (2/27/21)
Rebounds: 11 vs. Texas A&M (2/12/22), vs. Saint Joseph's (11/26/20)
Assists: 8 vs. Memphis (12/12/20)
Blocks: 5 at Georgia (1/13/21)
Steals: 4 vs. Texas Southern (11/18/22)
Minutes Played: 37 vs. Saint Joseph's (11/26/20)
Double-Figure Games: 53
20-Point Games: 9
10-Rebound Games: 4
Double-Doubles: 2
Dunks: 64

CAREER HONORS

- SEC Player of the Week (12/11/13)
- 2023 Legends Classic All-Tournament Team
- Three-Time SEC Academic Honor Roll (2020-21, 2021-22 and 2022-23)
- 2022-23 SEC Community Service Team
- 2022 Cancun Challenge Tournament MVP (Riviera Division)
- 2022 Cancun Challenge All-Tournament Team (Riviera Division)

2023-24 GAME-BY-GAME STATISTICS

Opponent	GS	Min.	FG-A	3FG-A	FT-A	O-D-T	PF	A	TO	BLK	STL	PTS
vs. Baylor	*	26	2-6	0-1	0-0	2-4-6	1	1	2	1	0	4
SE Louisiana	*	21	2-7	2-5	3-4	2-1-3	1	2	1	2	1	9
vs. Notre Dame	*	22	5-9	1-3	0-0	1-6-7	0	2	1	2	0	11
vs. St. Bonaventure*		22	4-6	0-1	3-3	3-7-10	2	1	2	0	1	11
Alabama A&M	*	18	3-4	1-2	3-4	1-5-6	0	1	0	1	3	10
Virginia Tech	*	13	1-4	0-1	1-1	2-3-5	4	2	1	0	2	3
at App State	*	22	3-5	0-1	0-1	0-3-3	2	0	1	0	0	6
vs. Indiana	*	29	8-14	2-4	6-9	2-4-6	3	7	0	1	1	24
vs. UNC Asheville	*	18	3-6	0-0	2-2	1-3-4	1	3	2	0	2	8
USC	*	26	6-9	2-4	0-1	0-3-3	2	2	0	0	0	14
Alabama State	*	20	7-10	0-3	6-6	0-3-3	2	1	2	0	1	20
Chattanooga	*	18	9-9	2-2	1-1	3-2-5	0	1	1	0	1	21
Penn	*	28	3-7	2-5	0-0	2-1-3	0	3	1	1	0	8
at Arkansas	*	25	5-9	1-3	0-0	0-3-3	0	1	1	0	0	11
Texas A&M	*	35	8-10	1-2	5-5	1-7-8	2	3	1	0	0	22
LSU	*	24	2-2	2-2	3-5	1-6-7	3	3	2	0	1	9
at Vanderbilt	*	28	7-7	2-2	5-5	2-6-8	1	3	1	1	1	21
Ole Miss	*	22	5-7	1-1	2-2	1-0-1	2	1	1	1	0	13
at Alabama												
at Mississippi St.												
Vanderbilt												
at Ole Miss												
Alabama												
at Florida												
South Carolina												
Kentucky												
at Georgia												
at Tennessee												
Mississippi State												
at Missouri												
Georgia												

WILLIAMS' CAREER STATISTICS

SEASON	TEAM	GP-GS	MIN/AVG	Field Goals		3-Point		F-Throws		Rebounds				Scoring						
				FG-FGA	FG%	3FG-3FGA	3FG%	FT-FTA	FT%	OFF	DEF	TOT	AVG	PF-FO	A	TO	BLK	STL	PTS	AVG
2019-20	AUB	14-0	100/7.1	15-28	.536	1-9	.111	3-3	1.000	8	17	25	1.8	12-0	6	6	5	6	34	2.4
2020-21	AUB	27-27	713/26.4	116-224	.518	32-94	.340	31-49	.633	36	91	127	4.7	66-0	54	49	39	18	295	10.9
2021-22	AUB	33-0	462/14.0	72-151	.477	15-51	.294	27-33	.818	33	55	88	2.7	57-1	27	30	16	8	186	5.6
2022-23	AUB	33-33	918/27.8	136-292	.466	40-113	.354	56-73	.767	41	113	154	4.7	78-2	74	39	25	35	368	11.2
2023-24	AUB	18-18	420/23.3	83-131	.634	19-42	.452	40-49	.816	24	67	91	5.1	26-0	37	20	10	14	225	12.5
TOTAL		125-78	2613/20.9	422-826	.511	107-309	.346	157-207	.758	142	343	485	3.9	239-3	198	144	95	81	1108	8.9

3

TRE DONALDSON

G | 6-3 | 200 | So.
Tallahassee, Fla.
(Florida State Univ. School)



SEASON SUPERLATIVES

Points: 15 vs. UNC Asheville (12/13/23)
Field Goals Made: 6 vs. UNC Asheville (12/13/23)
FG Attempted: 12 at Appalachian State (12/3/23)
3-Point Field Goals Made: 2 (four times)
3-Point Field Goals Attempted:
 5 vs. Penn (1/2/24), at Appalachian State (12/3/23)
Free Throws Made: 4 vs. LSU (1/13/24), vs. Chattanooga (12/30/23)
Free Throws Attempted: 4 (three times)
Rebounds: 7 at Arkansas (1/6/24), vs. Indiana (12/9/23)
Assists: 6 vs. Texas A&M (1/9/24)
Blocks: None
Steals: 2 (three times)
Minutes Played: 23 at Appalachian State (12/3/23)
Double-Figure Games: 6
20-Point Games: None
10-Rebound Games: None
5-Steal Games: None
Double-Doubles: None
Dunks: None

CAREER SUPERLATIVES

Points: 15 vs. UNC Asheville (12/13/23)
Field Goals Made: 6 vs. UNC Asheville (12/13/23)
Field Goals Attempted: 12 at Appalachian State (12/3/23)
3-Point Field Goals Made: 3 vs. Iowa (3/16/23)
3-Point Field Goals Attempted:
 5 vs. Penn (1/2/24), at Appalachian State (12/3/23)
Free Throws Made: 4 vs. LSU (1/13/24), vs. Chattanooga (12/30/23)
Free Throws Attempted: 4 (three times)
Rebounds: 7 at Arkansas (1/6/24), vs. Indiana (12/9/23)
Assists: 7 at Washington (12/21/22)
Blocks: 1 vs. Houston (3/18/23)
Steals: 4 at USC (12/18/22)
Minutes Played: 23 at Appalachian State (12/3/23)
Double-Figure Games: 8
20-Point Games: None
10-Rebound Games: None
Double-Doubles: None
Dunks: 2

CAREER HONORS

• 2022-23 First-Year SEC Academic Honor Roll

2023-24 GAME-BY-GAME STATISTICS

Opponent	GS	Min.	FG-A	3FG-A	FT-A	O-D-T	PF	A	TO	BLK	STL	PTS
vs. Baylor	*	14	2-3	0-1	2-2	0-3-3	4	1	4	0	0	6
SE Louisiana	*	18	1-4	1-2	0-0	0-3-3	2	4	1	0	0	3
vs. Notre Dame		16	4-6	2-4	0-0	0-1-1	2	5	0	0	1	10
vs. St. Bonaventure		16	1-2	1-2	0-0	0-0-0	0	3	3	0	0	3
Alabama A&M	*	21	2-5	0-1	2-2	1-2-3	1	3	3	0	0	6
Virginia Tech		18	4-6	1-1	0-0	2-0-2	0	3	0	0	1	9
at App State		23	5-12	2-5	0-0	2-1-3	1	5	2	0	1	12
vs. Indiana		18	4-7	2-4	0-0	0-7-7	1	3	0	0	2	10
vs. UNC Asheville		19	6-8	0-2	3-4	0-0-0	2	2	1	0	0	15
USC		16	3-4	0-0	1-1	0-2-2	0	5	1	0	2	7
Alabama State		20	2-5	1-2	0-1	0-3-3	1	4	3	0	1	5
Chattanooga		16	1-3	0-1	4-4	1-1-2	0	4	0	0	0	6
Penn		21	2-9	2-5	0-0	1-3-4	0	3	0	0	1	6
at Arkansas		20	5-6	1-1	0-0	0-7-7	1	4	1	0	0	11
Texas A&M		21	1-5	0-3	2-2	0-0-0	0	6	3	0	0	4
LSU		17	3-5	0-1	4-4	1-2-3	0	3	1	0	2	10
at Vanderbilt		21	2-3	1-2	0-0	0-2-2	3	0	3	0	0	5
Ole Miss		17	1-2	1-2	0-0	0-0-0	1	3	1	0	1	3
at Alabama												
at Mississippi St.												
Vanderbilt												
at Ole Miss												
Alabama												
at Florida												
South Carolina												
Kentucky												
at Georgia												
at Tennessee												
Mississippi State												
at Missouri												
Georgia												

DONALDSON'S CAREER STATISTICS

SEASON	TEAM	GP-GS	MIN/AVG	Field Goals		3-Point		F-Throws		Rebounds				Scoring						
				FG-FGA	FG%	3FG-3FGA	3FG%	FT-FTA	FT%	OFF	DEF	TOT	AVG	PF-FO	A	TO	BLK	STL	PTS	AVG
2022-23	AUB	32-0	337/10.5	28-73	.384	13-32	.406	11-20	.550	3	43	46	1.4	32-1	39	19	1	21	80	2.5
2023-24	AUB	18-3	335/18.6	49-95	.516	15-39	.385	18-20	.900	8	37	45	2.5	19-0	61	27	0	12	131	7.3
TOTAL		50-3	671/13.4	77-168	.458	28-71	.394	29-40	.725	11	80	91	1.8	51-1	100	46	1	33	211	4.2

4

JOHNI BROOME

F/C | 6-10 | 240 | Jr.
Plant City, Fla.
(Morehead State)



SEASON SUPERLATIVES

Points: 30 vs. Virginia Tech (11/29/23)
Field Goals Made: 11 vs. Virginia Tech (11/29/23)
Field Goals Attempted: 19 vs. Virginia Tech (11/29/23)
3-Point Field Goals Made: 3 vs. Penn (1/2/24)
3-Point Field Goals Attempted: 4 vs. Penn (1/2/24)
Free Throws Made: 8 vs. Texas A&M (1/9/24), vs. Virginia Tech (11/29/23)
Free Throws Attempted: 13 vs. Virginia Tech (11/29/23)
Rebounds: 13 (three times)
Assists: 4 vs. Notre Dame (11/16/23)
Blocks: 4 (three times)
Steals: 3 (four times)
Minutes Played: 28 vs. Texas A&M (1/9/24), vs. Penn (1/2/24)
Double-Figure Games: 16
30-Point Games: 1
20-Point Games: 2
10-Rebound Games: 7
Double-Doubles: 8
Dunks: 14

CAREER SUPERLATIVES

Points: 32 vs. Murray State (3/5/22)
Field Goals Made: 13 vs. Murray State (3/5/22)
Field Goals Attempted: 21 at Xavier (12/15/21)
3-Point Field Goals Made: 3 vs. Penn (1/2/24)
3-Point Field Goals Attempted: 5 at Georgia (1/4/23)
Free Throws Made: 9 vs. Presbyterian (12/6/21)
Free Throws Attempted: 16 vs. Houston (3/18/23)
Rebounds: 18 vs. Georgia (2/1/23), vs. Belmont (1/20/22)
Assists: 5 (three times)
Blocks: 12 vs. UT Martin (2/16/22)
Steals: 4 vs. Colgate (12/2/22)
Minutes Played: 37 at Murray State (1/29/22)
Double-Figure Games: 99
30-Point Games: 2
20-Point Games: 24
10-Rebound Games: 53
Double-Doubles: 53
Dunks: 83

CAREER HONORS

- 2023 Legends Classic MVP and All-Tournament Team
- 2023-24 Naismith Trophy Player of the Year Watch List
- 2023-24 Preseason All-SEC First Team (Coaches and Media)
- 2023-24 Kareem Abdul-Jabbar Center of the Year Award Watch List
- 2022-23 All-SEC Second Team
- 2022-23 USBWA All-District IV Team
- 2022 Cancun Challenge All-Tournament Team (Riviera Division)
- 2022-23 First-Year SEC Academic Honor Roll
- 2023 NABC Honors Court
- Two-Time NABC All-District 18 First Team (2020-21 and 2021-22)
- 2021-22 Ohio Valley Conference Defensive Player of the Year
- 2020-21 OVC Freshman of the Year
- Two-Time All-OVC First Team (2020-21 and 2021-22)
- Two-Time OVC All-Tournament Team (2020-21 and 2021-22)

2023-24 GAME-BY-GAME STATISTICS

Opponent	GS	Min.	FG-A	3FG-A	FT-A	O-D-T	PF	A	TO	BLK	STL	PTS
vs. Baylor	*	25	4-10	2-3	6-10	5-6-11	6	2	1	1	0	16
SE Louisiana	*	24	7-12	1-1	3-3	2-9-11	4	2	2	2	1	18
vs. Notre Dame	*	19	7-11	1-2	0-1	2-4-6	4	4	3	1	0	15
vs. St. Bonaventure*		21	7-11	0-2	4-11	1-4-5	3	1	2	0	0	18
Alabama A&M	*	21	3-7	0-2	4-6	2-3-5	2	2	2	0	1	10
Virginia Tech	*	26	11-19	0-2	8-13	7-6-13	1	0	2	3	1	30
at App State	*	27	10-16	0-3	1-7	4-9-13	2	1	2	2	0	21
vs. Indiana	*	21	1-6	0-1	0-0	2-5-7	4	3	1	2	2	2
vs. UNC Asheville	*	20	2-3	0-1	2-3	2-4-5	1	3	0	1	1	6
USC	*	23	4-14	0-2	3-3	1-2-3	0	0	0	4	0	11
Alabama State	*	23	5-9	0-2	6-9	3-10-13	2	1	4	3	3	16
Chattanooga	*	20	9-12	0-1	0-1	2-6-8	2	0	1	4	0	18
Penn	*	28	9-10	3-4	3-4	1-11-12	1	2	2	3	1	24
at Arkansas	*	25	7-13	0-2	0-0	3-5-8	1	3	2	2	2	14
Texas A&M	*	28	1-4	0-0	8-10	1-6-7	1	2	2	4	0	10
LSU	*	22	6-12	1-1	5-6	2-5-7	4	1	0	0	3	18
at Vanderbilt	*	24	6-12	0-2	3-5	5-7-12	2	2	1	1	3	15
Ole Miss	*	21	5-9	1-2	2-2	2-3-5	2	2	4	1	3	13
at Alabama												
at Mississippi St.												
Vanderbilt												
at Ole Miss												
Alabama												
at Florida												
South Carolina												
Kentucky												
at Georgia												
at Tennessee												
Mississippi State												
at Missouri												
Georgia												

BROOME'S CAREER STATISTICS

SEASON	TEAM	GP-GS	MIN/AVG	Field Goals			3-Point		F-Throws		Rebounds				Scoring					
				FG-FGA	FG%	3FG-3FGA	3FG%	FT-FTA	FT%	OFF	DEF	TOT	AVG	PF-FO	A	TO	BLK	STL	PTS	AVG
2020-21	More	30-27	776/25.9	172-302	.570	0-0	.000	68-110	.618	91	179	270	9.0	61-0	20	57	56	18	412	13.7
2021-22	More	34-34	961/28.3	244-440	.555	0-5	.000	84-132	.636	112	246	358	10.5	84-1	41	81	131	24	572	16.8
2022-23	AUB	33-33	875/26.5	194-368	.527	9-31	.290	70-125	.560	96	181	277	8.4	99-4	44	57	78	29	467	14.2
2023-24	AUB	18-17	420/23.4	104-190	.547	9-33	.273	58-94	.617	47	105	152	8.4	42-1	31	31	34	21	275	15.3
TOTAL FOR AUB		51-50	1295/25.4	298-558	.534	18-64	.281	128-219	.584	143	286	429	8.4	141-5	75	88	112	50	742	14.5
TOTAL		115-111	3032/26.4	714-1300	.549	18-69	.261	280-461	.607	346	711	1057	9.2	286-6	136	226	299	92	1726	15.0

5

CHRIS MOORE

F | 6-6 | 220 | Sr.
West Memphis, Ark.
(West Memphis HS)



SEASON SUPERLATIVES

Points: 10 vs. Notre Dame (11/16/23)
Field Goals Made: 3 vs. UNC Asheville (12/13/23), vs. Notre Dame (11/16/23)
Field Goals Attempted: 4 (three times)
3-Point Field Goals Made: 1 vs. Notre Dame (11/16/23)
3-Point Field Goals Attempted: 1 (11 times)
Free Throws Made: 4 vs. Alabama State (12/22/23)
Free Throws Attempted: 4 (three times)
Rebounds: 5 vs. Alabama A&M (11/21/23)
Assists: 5 vs. Chattanooga (12/30/23)
Blocks: 2 vs. Baylor (11/7/23)
Steals: 2 vs. Penn (1/2/24), vs. UNC Asheville (12/13/23)
Minutes Played: 23 vs. Alabama A&M (11/21/23), vs. Baylor (11/7/23)
Double-Figure Games: 1
20-Point Games: None
10-Rebound Games: None
5-Steal Games: None
Double-Doubles: None
Dunks: 2

CAREER SUPERLATIVES

Points: 16 vs. ULM (11/12/21)
Field Goals Made: 5 at Washington (12/21/22), vs. ULM (11/12/21)
Field Goals Attempted: 9 vs. ULM (11/12/21)
3-Point Field Goals Made: 3 vs. Texas Southern (11/18/22), vs. Missouri (1/26/21)
3-Point Field Goals Attempted: 4 vs. Georgia (2/1/23), vs. Texas Southern (11/18/22)
Free Throws Made: 6 vs. ULM (11/12/21)
Free Throws Attempted: 6 at USC (12/18/22), vs. ULM (11/12/21)
Rebounds: 7 vs. Texas Southern (11/18/22)
Assists: 5 vs. Chattanooga (12/30/23)
Blocks: 2 vs. Baylor (11/7/23), vs. Yale (12/4/21)
Steals: 3 vs. Florida (12/28/22), vs. Troy (12/19/20)
Minutes Played: 25 at Alabama (3/1/23), vs. Florida (12/28/22)
Double-Figure Games: 6
20-Point Games: None
10-Rebound Games: None
Double-Doubles: None
Dunks: 10

2023-24 GAME-BY-GAME STATISTICS

Opponent	GS	Min.	FG-A	3FG-A	FT-A	O-D-T	PF	A	TO	BLK	STL	PTS
vs. Baylor	*	23	2-4	0-0	0-0	0-2-2	4	1	0	2	0	4
SE Louisiana	*	12	1-2	0-1	0-0	1-1-2	0	1	1	1	0	2
vs. Notre Dame	*	22	3-4	1-1	3-4	3-1-4	0	2	0	0	0	10
vs. St. Bonaventure*	*	20	1-3	0-1	1-1	1-2-3	0	2	2	0	0	3
Alabama A&M	*	23	0-1	0-1	0-0	1-4-5	2	2	0	1	0	0
Virginia Tech	*	20	0-2	0-1	0-2	1-0-1	2	0	1	1	0	0
at App State	*	13	0-0	0-0	2-2	2-0-2	1	1	2	0	0	2
vs. Indiana	*	11	1-3	0-1	0-0	0-2-2	1	0	0	0	0	2
vs. UNC Asheville	*	10	3-4	0-1	0-0	0-0-0	0	0	0	0	2	6
USC	*	10	0-2	0-1	3-4	1-1-2	4	1	1	1	0	3
Alabama State	*	14	1-2	0-1	4-4	0-0-0	0	0	0	0	0	6
Chattanooga	*	18	2-2	0-0	2-2	1-0-1	2	5	1	0	0	6
Penn	*	14	1-2	0-1	0-0	0-0-0	1	0	1	0	2	2
at Arkansas	*	14	0-1	0-0	0-0	1-0-1	0	0	2	0	1	0
Texas A&M	*	11	0-2	0-1	0-0	0-0-0	0	0	0	0	0	0
LSU	*	8	0-1	0-1	0-0	0-0-0	1	1	0	1	0	0
at Vanderbilt	*	10	1-3	0-1	0-0	0-0-0	1	1	0	0	0	2
Ole Miss	*	15	1-2	0-0	0-0	0-0-0	0	0	1	0	0	2
at Alabama												
at Mississippi St.												
Vanderbilt												
at Ole Miss												
Alabama												
at Florida												
South Carolina												
Kentucky												
at Georgia												
at Tennessee												
Mississippi State												
at Missouri												
Georgia												

MOORE'S CAREER STATISTICS

SEASON	TEAM	GP-GS	MIN/AVG	Field Goals		3-Point		F-Throws		Rebounds				Scoring						
				FG-FGA	FG%	3FG-3FGA	3FG%	FT-FTA	FT%	OFF	DEF	TOT	AVG	PF-FO	A	TO	BLK	STL	PTS	AVG
2020-21	AUB	25-0	281/11.3	27-48	.563	6-15	.400	11-19	.579	28	23	51	2.0	28-0	12	18	6	8	71	2.8
2021-22	AUB	25-0	185/7.4	16-37	.432	0-5	.000	10-15	.667	20	15	35	1.4	19-0	6	15	4	8	42	1.7
2022-23	AUB	31-16	448/14.5	37-75	.493	9-22	.409	25-35	.714	36	30	66	2.1	47-0	19	21	9	15	108	3.5
2023-24	AUB	18-18	273/15.2	17-40	.425	1-13	.077	15-19	.789	12	13	25	1.4	19-0	17	12	7	5	50	2.8
TOTAL		99-34	1188/12.0	97-200	.485	16-55	.291	61-88	.693	96	81	177	1.8	113-0	54	66	26	36	271	2.7

10

CHAD BAKER-MAZARA

G/F | 6-7 | 180 | Jr.

Santo Domingo, Dominican Republic
(NW Florida State College)



SEASON SUPERLATIVES

Points: 19 vs. LSU (1/13/24)
Field Goals Made: 5 (four times)
Field Goals Attempted: 10 (three times)
3-Point Field Goals Made: 3 vs. LSU (1/13/24), vs. UNC Asheville (12/13/23)
3-Point Field Goals Attempted: 5 at Appalachian State (12/3/23)
Free Throws Made: 6 vs. LSU (1/13/24)
Free Throws Attempted: 6 (four times)
Rebounds: 7 vs. UNC Asheville (12/13/23)
Assists: 6 vs. Alabama A&M (11/21/23)
Blocks: 2 vs. Texas A&M (1/9/24)
Steals: 5 vs. LSU (1/13/24)
Minutes Played: 28 vs. LSU (1/13/24)
Double-Figure Games: 8
20-Point Games: None
10-Rebound Games: None
5-Steal Games: 1
Double-Doubles: None
Dunks: 5

CAREER SUPERLATIVES

Points: 23 at Fordham (1/27/21)
Field Goals Made: 8 at Fordham (1/27/21)
Field Goals Attempted: 15 at Fordham (1/27/21)
3-Point Field Goals Made: 7 at Fordham (1/27/21)
3-Point Field Goals Attempted: 11 at Fordham (1/27/21)
Free Throws Made: 8 vs. Rhode Island (2/27/21)
Free Throws Attempted: 9 vs. Rhode Island (2/27/21)
Rebounds: 7 vs. UNC Asheville (12/13/23)
Assists: 6 vs. Alabama A&M (11/21/23)
Blocks: 3 vs. Rhode Island (2/27/21)
Steals: 5 vs. LSU (1/13/24)
Minutes Played: 34 vs. Rhode Island (1/20/21)
Double-Figure Games: 21
20-Point Games: 3
10-Rebound Games: None
5-Steal Games: 1
Double-Doubles: None
Dunks: 18

CAREER HONORS

- 2023 NJCAA Region 8 Most Outstanding Player
- 2023 NJCAA Region 8 All-Tournament Team
- 2023 All-Panhandle Conference First Team
- 2021-22 Mountain West Conference Sixth Man of the Year

2023-24 GAME-BY-GAME STATISTICS

Opponent	GS	Min.	FG-A	3FG-A	FT-A	O-D-T	PF	A	TO	BLK	STL	PTS
vs. Baylor	12	2-4	0-0	3-3	2-0-2	4	0	1	0	2	7	
SE Louisiana	23	3-6	1-3	5-6	0-6-6	3	1	0	0	1	12	
vs. Notre Dame	18	2-3	0-1	2-3	0-2-2	0	1	1	1	1	6	
vs. St. Bonaventure	20	2-4	1-2	0-0	2-1-3	3	2	0	1	0	5	
Alabama A&M	20	1-4	1-3	3-4	1-3-4	2	6	1	0	1	6	
Virginia Tech	23	5-10	0-3	5-5	2-2-4	3	3	0	1	2	15	
at App State	18	2-9	1-5	2-2	1-3-4	3	3	1	0	0	7	
vs. Indiana	22	4-8	1-2	2-2	1-0-1	1	4	0	0	1	11	
vs. UNC Asheville	19	3-6	3-3	2-2	1-6-7	0	1	1	1	0	11	
USC	22	1-3	0-1	5-6	1-3-4	1	0	0	0	1	7	
Alabama State	18	1-5	0-2	1-1	1-2-3	1	3	1	1	0	3	
Chattanooga	15	4-7	3-5	2-2	0-1-1	2	2	1	0	1	13	
Penn	19	5-10	1-3	5-6	1-0-1	2	0	0	1	0	16	
at Arkansas	21	5-9	2-3	4-4	1-3-4	2	3	0	0	0	16	
Texas A&M	27	1-6	0-3	0-1	2-2-4	4	1	3	2	2	2	
LSU	28	5-10	3-4	6-6	0-2-2	3	3	1	1	5	19	
at Vanderbilt	24	2-6	1-4	0-0	0-0-0	1	3	2	0	0	5	
Ole Miss	13	2-2	1-1	0-0	0-1-1	1	2	1	0	1	5	
at Alabama												
at Mississippi St.												
Vanderbilt												
at Ole Miss												
Alabama												
at Florida												
South Carolina												
Kentucky												
at Georgia												
at Tennessee												
Mississippi State												
at Missouri												
Georgia												

BAKER-MAZARA'S CAREER STATISTICS

SEASON	TEAM	GP-GS	MIN/AVG	Field Goals		3-Point		F-Throws		Rebounds				Scoring						
				FG-FGA	FG%	3FG-3FGA	3FG%	FT-FTA	FT%	OFF	DEF	TOT	AVG	PF-FO	A	TO	BLK	STL	PTS	AVG
2020-21	DU	15-13	364/24.3	46-105	.438	25-60	.417	26-32	.813	10	33	43	2.9	45-4	17	13	13	15	143	9.5
2021-22	SDSU	31-0	399/12.9	66-157	.420	22-56	.393	44-49	.898	9	54	63	2.0	45-0	18	23	14	21	198	6.4
2023-24	AUB	18-0	367/20.4	50-112	.446	19-48	.396	47-53	.887	16	37	53	2.9	36-0	38	14	8	19	166	9.2
TOTAL FOR AUB		18-0	367/20.4	50-112	.446	19-48	.396	47-53	.887	16	37	53	2.9	36-0	38	14	8	19	166	9.2
TOTAL		64-13	1131/17.7	162-374	.433	66-164	.402	117-134	.873	35	124	159	2.5	126-4	73	50	35	55	507	7.9

12

DENVER JONES

G | 6-4 | 205 | Jr.
New Market, Ala.
(FIU)



SEASON SUPERLATIVES

Points: 13 vs. Baylor (11/7/23)
Field Goals Made: 4 (three times)
Field Goals Attempted: 10 vs. Baylor (11/7/23)
3-Point FG Made: 3 vs. St. Bonaventure (11/17/23), vs. Baylor (11/7/23)
3-Point Field Goals Attempted: 7 vs. Penn (1/2/24)
Free Throws Made: 6 vs. USC (12/17/23), vs. Virginia Tech (11/29/23)
Free Throws Att.: 6 vs. USC (12/17/23), vs. Virginia Tech (11/29/23)
Rebounds: 5 vs. UNC Asheville (12/13/23), vs. Virginia Tech (11/29/23)
Assists: 4 at Appalachian State (12/3/23), vs. SE Louisiana (11/10/23)
Blocks: 1 at Arkansas (1/6/24)
Steals: 2 vs. Texas A&M (1/9/24)
Minutes Played: 24 vs. Virginia Tech (11/29/23), vs. Baylor (11/7/23)
Double-Figure Games: 5
20-Point Games: None
10-Rebound Games: None
5-Steal Games: None
Double-Doubles: None
Dunks: 1

CAREER SUPERLATIVES

Points: 30 at Rice (3/4/23)
Field Goals Made: 10 (three times)
Field Goals Attempted: 23 vs. Louisiana Tech (3/8/23)
3-Point Field Goals Made: 7 vs. Southern Miss (2/3/22)
3-Point Field Goals Attempted: 11 at UTSA (1/21/23)
Free Throws Made: 11 vs. UAB (1/7/23)
Free Throws Attempted: 12 vs. Rice (2/19/22)
Rebounds: 13 at Eastern Michigan (12/11/21)
Assists: 6 (three times)
Blocks: 1 (four times)
Steals: 4 (six times)
Minutes Played: 47 at Eastern Michigan (12/11/21)
Double-Figure Games: 51
30-Point Games: 1
20-Point Games: 19
10-Rebound Games: 1
Double-Doubles: 1
Dunks: 10

CAREER HONORS

- 2022-23 All-Conference USA First Team
- Conference USA Freshman of the Week (Dec. 13, 2021)
- 2020-21 Jayhawk Conference Freshman of the Year
- 2020-21 NJCAA All-Region 6 Second Team
- 2020-21 All-Jayhawk Conference First Team

2023-24 GAME-BY-GAME STATISTICS

Opponent	GS	Min.	FG-A	3FG-A	FT-A	O-D-T	PF	A	TO	BLK	STL	PTS
vs. Baylor	*	24	4-10	3-5	2-2	0-1-1	2	2	2	0	1	13
SE Louisiana	*	22	2-5	1-3	3-4	0-2-2	1	4	2	0	0	8
vs. Notre Dame	*	18	1-5	0-2	0-0	0-2-2	0	1	1	0	1	2
vs. St. Bonaventure*		21	3-4	3-3	3-4	1-1-2	0	3	0	0	0	12
Alabama A&M		17	3-6	1-4	1-1	0-2-2	2	0	1	0	1	8
Virginia Tech	*	24	1-4	0-2	6-6	1-4-5	0	1	0	0	1	8
at App State	*	17	0-5	0-3	0-0	1-3-4	0	4	0	0	0	0
vs. Indiana	*	18	3-6	2-4	4-4	0-1-1	0	2	1	0	0	12
vs. UNC Asheville	*	23	4-8	1-4	0-0	0-5-5	2	1	2	0	0	9
USC	*	23	2-4	2-2	6-6	1-2-3	3	1	1	0	1	12
Alabama State	*	23	1-5	0-2	1-1	1-1-2	1	0	2	0	1	3
Chattanooga	*	19	2-5	1-4	0-0	1-2-3	0	2	2	0	1	5
Penn	*	16	4-9	2-7	2-2	1-0-1	1	1	0	0	0	12
at Arkansas	*	19	2-5	1-1	2-3	0-0-0	0	1	0	1	1	7
Texas A&M	*	19	0-4	0-3	2-2	0-0-0	2	1	0	0	2	2
LSU	*	19	2-5	0-1	0-0	0-1-1	0	2	0	0	1	4
at Vanderbilt	*	23	1-5	1-3	0-0	3-1-4	1	2	0	0	1	3
Ole Miss	*	20	2-4	1-2	0-0	0-1-1	1	1	1	0	0	5
at Alabama												
at Mississippi St.												
Vanderbilt												
at Ole Miss												
Alabama												
at Florida												
South Carolina												
Kentucky												
at Georgia												
at Tennessee												
Mississippi State												
at Missouri												
Georgia												

JONES' CAREER STATISTICS

SEASON	TEAM	GP-GS	MIN/AVG	Field Goals			3-Point		F-Throws		Rebounds				Scoring					
				FG-FGA	FG%	3FG-3FGA	3FG%	FT-FTA	FT%	OFF	DEF	TOT	AVG	PF-FO	A	TO	BLK	STL	PTS	AVG
2021-22	FIU	31-7	832/26.8	114-294	.388	49-142	.345	112-125	.896	22	93	115	3.7	45-0	71	52	2	28	389	12.5
2022-23	FIU	28-28	935/33.4	187-391	.478	59-159	.371	131-155	.845	25	82	107	3.8	45-1	56	90	1	49	564	20.1
2023-24	AUB	18-17	368/20.4	37-99	.374	19-55	.345	32-35	.914	10	29	39	2.2	16-0	29	15	1	12	125	6.9
TOTAL FOR AUB		18-17	368/20.4	37-99	.374	19-55	.345	32-35	.914	10	29	39	2.2	16-0	29	15	1	12	125	6.9
TOTAL		77-52	2135/27.7	338-784	.431	127-356	.357	275-315	.873	57	204	261	3.4	106-1	156	157	4	89	1078	14.0

20

CARTER SOBERA

G | 6-5 | 210 | Sr.
Birmingham, Ala.
Mountain Brook HS



SEASON SUPERLATIVES

Points: None
Field Goals Made: None
Field Goals Attempted: 1 vs. Alabama State (12/22/23)
3-Point Field Goals Made: None
3-Point Field Goals Attempted: None
Free Throws Made: None
Free Throws Attempted: None
Rebounds: 1 vs. Ole Miss (1/20/24), vs. Alabama A&M (11/21/23)
Assists: None
Blocks: None
Steals: None
Minutes Played: 2 (three times)
Double-Figure Games: None
20-Point Games: None
10-Rebound Games: None
5-Steal Games: None
Double-Doubles: None
Dunks: None

CAREER SUPERLATIVES

Points: 3 vs. Alabama (2/1/22)
Field Goals Made: 1 vs. Alabama (2/1/22)
Field Goals Attempted: 1 vs. Alabama State (12/22/23), vs. Alabama (2/1/22)
3-Point Field Goals Made: None
3-Point Field Goals Attempted: None
Free Throws Made: 1 vs. Alabama (2/1/22)
Free Throws Attempted: 2 vs. Yale (12/4/21)
Rebounds: 2 vs. Yale (12/4/21)
Assists: None
Blocks: None
Steals: 1 vs. Yale (12/4/21)
Minutes Played: 2 (four times)
20-Point Games: None
10-Rebound Games: None
Double-Doubles: None
Dunks: None

CAREER HONORS

- 2023 NABC Honors Court
- Two-Time SEC Academic Honor Roll (2021-22 and 2022-23)

2023-24 GAME-BY-GAME STATISTICS

Opponent	GS	Min.	FG-A	3FG-A	FT-A	O-D-T	PF	A	TO	BLK	STL	PTS
vs. Baylor	DNP											
SE Louisiana	DNP											
vs. Notre Dame	1	0-0	0-0	0-0	0-0-0	0	0	0	0	0	0	0
vs. St. Bonaventure	DNP											
Alabama A&M	2	0-0	0-0	0-0	0-1-1	0	0	0	0	0	0	0
Virginia Tech	1	0-0	0-0	0-0	0-0-0	0	0	0	0	0	0	0
at App State	DNP											
vs. Indiana	2	0-0	0-0	0-0	0-0-0	0	0	0	0	0	0	0
vs. UNC Asheville	1	0-0	0-0	0-0	0-0-0	0	0	0	0	0	0	0
USC	DNP											
Alabama State	1	0-1	0-0	0-0	0-0-0	0	0	0	0	0	0	0
Chattanooga	2	0-0	0-0	0-0	0-0-0	0	0	0	0	0	0	0
Penn	1	0-0	0-0	0-0	0-0-0	0	0	0	0	0	0	0
at Arkansas	DNP											
Texas A&M	DNP											
LSU	DNP											
at Vanderbilt	DNP											
Ole Miss	1	0-0	0-0	0-0	0-1-1	0	0	0	0	0	0	0
at Alabama												
at Mississippi St.												
Vanderbilt												
at Ole Miss												
Alabama												
at Florida												
South Carolina												
Kentucky												
at Georgia												
at Tennessee												
Mississippi State												
at Missouri												
Georgia												

SOBERA'S CAREER STATISTICS

SEASON	TEAM	GP-GS	MIN/AVG	Field Goals		3-Point		F-Throws		Rebounds				Scoring						
				FG-FGA	FG%	3FG-3FGA	3FG%	FT-FTA	FT%	OFF	DEF	TOT	AVG	PF-FO	A	TO	BLK	STL	PTS	AVG
2021-22	AUB	4-0	6/1.6	1-1	1.000	0-0	.000	1-3	.333	0	4	4	1.0	1-0	0	1	0	1	3	0.8
2022-23	AUB	3-0	2/0.6	0-0	.000	0-0	.000	0-0	.000	0	0	0	0.0	0-0	0	0	0	0	0	0.0
2023-24	AUB	9-0	12/1.4	0-1	.000	0-0	.000	0-0	.000	0	2	2	0.2	0-0	0	0	0	0	0	0.0
TOTAL		16-0	20/1.3	1-2	.500	0-0	.000	1-3	.333	0	6	6	0.4	1-0	0	1	0	1	3	0.2

23

ADDARIN SCOTT

F | 6-9 | 207 | Jr.
Dallas, Texas
(Navarro College)



SEASON SUPERLATIVES

Points: 2 vs. Ole Miss (1/20/24), vs. Alabama A&M (11/21/23)
Field Goals Made: 1 vs. Ole Miss (1/20/24)
Field Goals Attempted: 1 vs. Ole Miss (1/20/24)
3-Point Field Goals Made: None
3-Point Field Goals Attempted: None
Free Throws Made: 2 vs. Alabama A&M (11/21/23)
Free Throws Attempted: 2 vs. Alabama A&M (11/21/23)
Rebounds: 2 vs. Chattanooga (12/30/23)
Assists: 1 at Arkansas (1/6/24)
Blocks: 2 vs. Ole Miss (1/20/24)
Steals: None
Minutes Played: 2 (four times)
Double-Figure Games: None
20-Point Games: None
10-Rebound Games: None
5-Steal Games: None
Double-Doubles: None
Dunks: None

CAREER SUPERLATIVES

Points: 2 vs. Ole Miss (1/20/24), vs. Alabama A&M (11/21/23)
Field Goals Made: 1 vs. Ole Miss (1/20/24)
Field Goals Attempted: 1 vs. Ole Miss (1/20/24)
3-Point Field Goals Made: None
3-Point Field Goals Attempted: None
Free Throws Made: 2 vs. Alabama A&M (11/21/23)
Free Throws Attempted: 2 vs. Alabama A&M (11/21/23)
Rebounds: 2 vs. Chattanooga (12/30/23)
Assists: 1 at Arkansas (1/6/24)
Blocks: 2 vs. Ole Miss (1/20/24)
Steals: None
Minutes Played: 2 (four times)
Double-Figure Games: None
20-Point Games: None
10-Rebound Games: None
5-Steal Games: None
Double-Doubles: None
Dunks: None

2023-24 GAME-BY-GAME STATISTICS

Opponent	GS	Min.	FG-A	3FG-A	FT-A	O-D-T	PF	A	TO	BLK	STL	PTS
vs. Baylor		DNP										
SE Louisiana		DNP										
vs. Notre Dame	1		0-0	0-0	0-0	0-0-0	0	0	0	0	0	0
vs. St. Bonaventure		DNP										
Alabama A&M	2		0-0	0-0	2-2	2-0-2	1	0	1	0	0	2
Virginia Tech	1		0-0	0-0	0-0	0-0-0	0	0	0	0	0	0
at App State		DNP										
vs. Indiana	2		0-0	0-0	0-0	0-0-0	0	0	0	0	0	0
vs. UNC Asheville	1		0-0	0-0	0-0	0-0-0	0	0	0	0	0	0
USC		DNP										
Alabama State	1		0-0	0-0	0-0	0-0-0	0	0	0	0	0	0
Chattanooga	2		0-0	0-0	0-0	0-2-2	0	0	0	0	0	0
Penn	1		0-0	0-0	0-0	0-0-0	0	0	0	0	0	0
at Arkansas	2		0-0	0-0	0-0	0-1-1	0	1	0	0	0	0
Texas A&M		DNP										
LSU		DNP										
at Vanderbilt		DNP										
Ole Miss	1		1-1	0-0	0-0	0-0-0	1	0	0	2	0	2
at Alabama												
at Mississippi St.												
Vanderbilt												
at Ole Miss												
Alabama												
at Florida												
South Carolina												
Kentucky												
at Georgia												
at Tennessee												
Mississippi State												
at Missouri												
Georgia												


SCOTT'S CAREER STATISTICS

		Field Goals		3-Point		F-Throws		Rebounds				Scoring									
SEASON	TEAM	GP-GS	MIN/AVG	FG-FGA	FG%	3FG-3FGA	3FG%	FT-FTA	FT%	OFF	DEF	TOT	AVG	PF	FO	A	TO	BLK	STL	PTS	AVG
2023-24	AUB	8-0	11/1.3	0-3	.000	0-0	.000	7-11	.636	0	0	0	0.0	0-0	1	0	0	0	1	7	0.9
TOTAL		8-0	11/1.3	0-3	.000	0-0	.000	7-11	.636	0	0	0	0.0	0-0	1	0	0	0	1	7	0.9

24

LIOR BERMAN

G | 6-4 | 210 | Gr.
Birmingham, Ala.
(Mountain Brook HS)



SEASON SUPERLATIVES

Points: 5 at Vanderbilt (1/17/24), vs. UNC Asheville (12/13/23)
Field Goals Made: 1 (six times)
Field Goals Attempted: 4 vs. Chattanooga (12/30/23)
3-Point Field Goals Made: 1 (four times)
3-Point Field Goals Attempted: 2 (three times)
Free Throws Made: 2 at Vanderbilt (1/17/24), vs. Alabama State (12/22/23)
Free Throws Attempted: 2 (six times)
Rebounds: 3 (four times)
Assists: 1 (three times)
Blocks: 1 vs. Alabama A&M (11/21/23)
Steals: None
Minutes Played: 14 at Appalachian State (12/3/23)
Double-Figure Games: None
20-Point Games: None
10-Rebound Games: None
5-Steal Games: None
Double-Doubles: None
Dunks: None

CAREER SUPERLATIVES

Points: 8 (four times)
Field Goals Made: 3 (four times)
Field Goals Attempted: 6 vs. Nebraska (12/11/21)
3-Point Field Goals Made: 2 (six times)
3-Point Field Goals Attempted: 4 (three times)
Free Throws Made: 2 vs. Alabama State (12/22/23)
Free Throws Attempted: 2 (five times)
Rebounds: 4 vs. Texas A&M (1/25/23), vs. North Alabama (12/14/21)
Assists: 1 (12 times)
Blocks: 1 vs. Alabama A&M (11/21/23), vs. North Alabama (12/14/21)
Steals: 1 (13 times)
Minutes Played: 19 vs. Nebraska (12/11/21)
Double-Figure Games: None
20-Point Games: None
10-Rebound Games: None
Double-Doubles: None
Dunks: 1

CAREER HONORS

- Three-Time SEC Academic Honor Roll (2020-21, 2021-22 and 2022-23)
- 2022 CSC Academic All-District Team
- Three-Time NABC Honors Court (2021, 2022 and 2023)
- 2019-20 First-Year SEC Academic Honor Roll

2023-24 GAME-BY-GAME STATISTICS

Opponent	GS	Min.	FG-A	3FG-A	FT-A	O-D-T	PF	A	TO	BLK	STL	PTS
vs. Baylor	4	0-0	0-0	0-0	0-0	0-0-0	1	0	0	0	0	0
SE Louisiana	2	0-1	0-1	0-0	0-0-0	0	0	0	0	0	0	0
vs. Notre Dame	5	0-0	0-0	0-0	1-2-3	2	0	0	0	0	0	0
vs. St. Bonaventure	DNP											
Alabama A&M	6	0-0	0-0	0-2	0-1-1	0	0	0	1	0	0	0
Virginia Tech	5	0-0	0-0	0-0	0-1-1	0	0	0	0	0	0	0
at App State	14	1-2	0-1	0-0	3-0-3	0	0	0	0	0	0	2
vs. Indiana	8	1-3	1-2	0-0	0-1-1	1	1	0	0	0	0	3
vs. UNC Asheville	9	2-3	1-2	0-0	0-1-1	1	0	0	0	0	0	5
USC	7	1-1	0-0	1-2	1-0-1	2	1	0	0	0	0	3
Alabama State	7	0-0	0-0	2-2	1-1-2	0	0	1	0	0	0	2
Chattanooga	7	0-4	0-1	1-2	1-2-3	1	0	0	0	0	0	1
Penn	5	0-0	0-0	0-0	0-0-0	0	0	0	0	0	0	0
at Arkansas	6	1-2	0-1	0-0	0-1-1	1	1	0	0	0	0	2
Texas A&M	2	0-0	0-0	0-0	0-0-0	0	0	0	0	0	0	0
LSU	4	0-1	0-1	0-0	0-0-0	0	0	1	0	0	0	0
at Vanderbilt	5	1-1	1-1	2-2	1-1-2	1	0	0	0	0	0	5
Ole Miss	10	1-2	1-2	1-2	1-2-3	3	0	0	0	0	0	4
at Alabama												
at Mississippi St.												
Vanderbilt												
at Ole Miss												
Alabama												
at Florida												
South Carolina												
Kentucky												
at Georgia												
at Tennessee												
Mississippi State												
at Missouri												
Georgia												

BERMAN'S CAREER STATISTICS

SEASON	TEAM	GP-GS	MIN/AVG	Field Goals		3-Point		F-Throws		Rebounds				Scoring						
				FG-FGA	FG%	3FG-3FGA	3FG%	FT-FTA	FT%	OFF	DEF	TOT	AVG	PF-FO	A	TO	BLK	STL	PTS	AVG
2019-20	AUB	2-0	3/1.4	0-1	.000	0-0	.000	0-0	.000	0	0	0	0.0	0-0	0	0	0	0	0	0
2020-21	AUB	11-0	29/2.7	4-12	.333	4-11	.364	1-1	1.000	0	2	2	0.2	1-0	0	0	0	0	13	1.2
2021-22	AUB	20-0	166/8.3	16-40	.400	8-17	.471	0-1	.000	8	6	14	0.7	18-0	6	3	1	5	40	2.0
2022-23	AUB	25-0	236/9.4	20-49	.408	11-31	.355	3-5	.600	12	17	29	1.2	31-0	3	8	0	8	54	2.2
2023-24	AUB	17-0	110/6.5	8-20	.400	4-12	.333	7-12	.583	9	13	22	1.3	13-0	3	2	1	0	27	1.6
TOTAL		75-0	543/7.2	48-122	.393	27-71	.380	11-19	.579	29	38	67	0.9	63-0	12	13	2	13	134	1.8

31

CHANEY JOHNSON

F | 6-7 | 220 | Jr.
Alabaster, Ala.
(UAH)



SEASON SUPERLATIVES

Points: 15 vs. Alabama A&M (11/21/23)
Field Goals Made: 6 vs. Alabama A&M (11/21/23)
Field Goals Attempted: 11 vs. Southeastern Louisiana (11/10/23)
3-Point Field Goals Made: 1 (four times)
3-Point Field Goals Attempted: 3 vs. Southeastern Louisiana (11/10/23)
Free Throws Made: 3 vs. Alabama A&M (11/21/23)
Free Throws Attempted: 4 vs. Alabama State (12/22/23), vs. Alabama A&M (11/21/23)
Rebounds: 11 vs. Southeastern Louisiana (11/10/23)
Assists: 2 (three times)
Blocks: 2 vs. Virginia Tech (11/29/23)
Steals: 3 vs. Chattanooga (12/30/23)
Minutes Played: 20 vs. Chattanooga (12/30/23), vs. UNC Asheville (12/13/23)
Double-Figure Games: 1
20-Point Games: None
10-Rebound Games: 1
5-Steal Games: None
Double-Doubles: None
Dunks: 9

CAREER SUPERLATIVES (DIVISION II and DIVISION I)

Points: 35 vs. Embry-Riddle (11/7/21)
Field Goals Made: 13 vs. Embry-Riddle (11/7/21)
Field Goals Attempted: 23 vs. Lee (2/12/22)
3-Point Field Goals Made: 5 vs. Embry-Riddle (11/7/21)
3-Point Field Goals Attempted: 6 vs. Embry-Riddle (11/7/21)
Free Throws Made: 10 vs. Mississippi College (2/4/23)
Free Throws Attempted: 14 vs. Mississippi College (2/4/23)
Rebounds: 12 vs. Lee (12/2/22), vs. West Georgia (3/1/22)
Assists: 6 vs. Montevallo (1/18/23)
Blocks: 3 at Nova Southeastern (3/14/23), Christian Brothers (1/13/22)
Steals: 4 vs. Union (3/6/22)
Minutes Played: 38 at West Alabama (11/28/22)
Double-Figure Games: 68
30-Point Games: 1
20-Point Games: 17
10-Rebound Games: 7
Double-Doubles: 5
Dunks: 73

CAREER HONORS

- 2023 Alabama Sports Writers Association Small College Athlete of the Year
- 2023 Gulf South Conference Player of the Year
- Two-Time NABC Division II All-District South Team (2022 and 2023)
- Two-Time All-Gulf South Conference First Team (2022 and 2023)
- Three-Time GSC Academic Honor Roll (2020-21, 2021-22, 2022-23)

2023-24 GAME-BY-GAME STATISTICS

Opponent	GS	Min.	FG-A	3FG-A	FT-A	O-D-T	PF	A	TO	BLK	STL	PTS
vs. Baylor	13	1-3	0-0	1-2-3	2	1	0	0	0	2		
SE Louisiana	18	2-11	0-3	0-0	7-4-11	1	1	3	1	1	4	
vs. Notre Dame	13	2-2	0-0	0-0	0-4-4	5	1	0	0	0	4	
vs. St. Bonaventure	19	0-3	0-2	0-0	0-5-5	2	0	2	0	2	0	
Alabama A&M	17	6-8	0-1	3-4	0-4-4	3	0	1	1	2	15	
Virginia Tech	18	1-4	1-1	0-0	1-2-3	3	1	2	2	0	3	
at App State	18	1-1	0-0	0-2	1-3-4	2	0	0	0	1	2	
vs. Indiana	7	0-0	0-0	0-0	0-0-0	4	0	0	0	0	0	
vs. UNC Asheville	20	3-5	0-1	2-2	2-2-4	4	2	0	1	0	8	
USC	14	1-3	0-1	1-1	1-2-3	2	0	1	0	1	3	
Alabama State	18	1-2	0-0	2-4	3-2-5	2	1	1	0	0	4	
Chattanooga	20	3-4	1-1	0-0	1-4-5	2	2	2	1	3	7	
Penn	14	0-2	0-1	0-0	1-0-1	0	0	1	0	0	0	
at Arkansas	15	2-5	1-1	0-0	0-3-3	3	0	0	0	0	5	
Texas A&M	5	0-3	0-1	0-0	1-1-2	3	0	2	0	0	0	
LSU	15	3-4	1-2	0-0	0-1-1	1	0	1	0	1	7	
at Vanderbilt	11	0-2	0-1	0-0	0-1-1	3	0	0	1	1	0	
Ole Miss	18	3-4	0-0	0-0	0-5-5	2	2	1	1	0	6	
at Alabama												
at Mississippi St.												
Vanderbilt												
at Ole Miss												
Alabama												
at Florida												
South Carolina												
Kentucky												
at Georgia												
at Tennessee												
Mississippi State												
at Missouri												
Georgia												


JOHNSON'S CAREER STATISTICS (DIVISION II and DIVISION I)

SEASON	TEAM	GP-GS	MIN/AVG	Field Goals			3-Point			F-Throws		Rebounds				Scoring				
				FG-FGA	FG%	3FG-3FGA	3FG%	FT-FTA	FT%	OFF	DEF	TOT	AVG	PF-FO	A	TO	BLK	STL	PTS	AVG
2020-21	UAH	19-0	220/11.6	31-72	.431	11-28	.393	10-20	.500	12	25	37	1.9	31-0	4	19	2	6	83	4.4
2021-22	UAH	33-31	781/23.7	218-372	.586	32-69	.464	86-115	.748	61	126	187	5.7	100-9	39	75	22	26	554	16.8
2022-23	UAH	35-35	891/25.5	203-392	.518	24-81	.296	128-167	.766	49	182	231	6.6	69-1	55	74	18	39	558	15.9
2023-24	AUB	18-0	277/15.4	29-66	.439	4-16	.250	8-13	.615	19	45	64	3.6	44-1	11	17	8	12	70	3.9
TOTAL FOR AUB		18-0	277/15.4	29-66	.439	4-16	.250	8-13	.615	19	45	64	3.6	44-1	11	17	8	12	70	3.9
TOTAL		105-66	2169/20.7	481-902	.533	71-194	.366	232-315	.737	141	378	519	4.9	244-11	109	185	50	83	1265	12.0

44

DYLAN CARDWELL

G | 6-11 | 255 | Sr.
Augusta, Ga.
(McEachern HS)



SEASON SUPERLATIVES

Points: 12 vs. Ole Miss (1/20/24), at Vanderbilt (1/17/24)
Field Goals Made: 5 vs. Ole Miss (1/20/24)
Field Goals Attempted: 7 at Vanderbilt (1/17/24)
3-Point Field Goals Made: None
3-Point Field Goals Attempted: 1 vs. USC (12/17/23)
Free Throws Made: 6 vs. St. Bonaventure (11/17/23)
Free Throws Attempted: 6 vs. St. Bonaventure (11/17/23)
Rebounds: 9 vs. Chattanooga (12/30/23), vs. Alabama A&M (11/21/23)
Assists: 4 vs. Baylor (11/7/23)
Blocks: 5 vs. LSU (1/13/24), vs. Baylor (11/7/23)
Steals: 3 vs. USC (12/17/23)
Minutes Played: 18 (three times)
Double-Figure Games: 3
20-Point Games: None
10-Rebound Games: None
5-Block Games: 2
Double-Doubles: None
Dunks: 28

CAREER SUPERLATIVES

Points: 12 vs. Ole Miss (1/20/24), at Vanderbilt (1/17/24)
Field Goals Made: 5 (three times)
Field Goals Attempted: 8 vs. Missouri (2/14/23)
3-Point Field Goals Made: 1 vs. Mississippi State (3/6/21)
3-Point Field Goals Attempted: 1 (four times)
Free Throws Made: 6 vs. St. Bonaventure (11/17/23), vs. Missouri (1/26/21)
Free Throws Attempted: 7 vs. Missouri (1/26/21)
Rebounds: 10 vs. Missouri (2/14/23)
Assists: 4 vs. Baylor (11/7/23)
Blocks: 5 (four times)
Steals: 4 at South Carolina (1/4/22)
Minutes Played: 29 vs. Ole Miss (2/6/21)
Double-Figure Games: 5
20-Point Games: None
10-Rebound Games: 1
5-Block Games: 4
Double-Doubles: None
Dunks: 95

CAREER HONORS

- 2022-23 CSC Academic All-District Team
- 2023 NABC Honors Court
- 2021-22 SEC Community Service Team
- Two-Time SEC Academic Honor Roll (2021-22 and 2022-23)
- 2020-21 First-Year SEC Academic Honor Roll

2023-24 GAME-BY-GAME STATISTICS

Opponent	GS	Min.	FG-A	3FG-A	FT-A	O-D-T	PF	A	TO	BLK	STL	PTS
vs. Baylor	14	2-3	0-0	1-3	2-2-4	4	4	0	5	1	5	
SE Louisiana	16	3-3	0-0	0-0	2-2-4	3	0	0	1	0	6	
vs. Notre Dame	15	1-2	0-0	0-0	1-0-1	2	1	4	1	2	2	
vs. St. Bonaventure	16	1-2	0-0	6-6	2-2-4	3	2	0	0	0	8	
Alabama A&M	* 17	3-5	0-0	0-0	5-4-9	0	2	3	2	1	6	
Virginia Tech	12	0-0	0-0	2-5	0-0-0	1	2	0	0	0	2	
at App State	13	2-3	0-0	0-0	3-1-4	3	0	1	0	0	4	
vs. Indiana	17	1-2	0-0	0-0	4-4-8	1	0	0	0	1	2	
vs. UNC Asheville	18	3-6	0-0	0-0	1-0-1	2	0	0	1	0	6	
USC	17	4-5	0-1	3-4	2-3-5	3	2	0	2	3	11	
Alabama State	16	2-2	0-0	0-0	0-1-1	1	0	0	2	1	4	
Chattanooga	18	3-5	0-0	1-2	4-5-9	1	1	1	3	1	7	
Penn	9	3-3	0-0	0-0	1-2-3	4	0	0	0	0	6	
at Arkansas	13	3-3	0-0	0-2	3-5-8	3	0	0	2	0	6	
Texas A&M	12	3-3	0-0	0-0	1-4-5	2	2	0	0	1	6	
LSU	17	1-2	0-0	3-4	3-3-6	2	3	1	5	1	5	
at Vanderbilt	15	4-7	0-0	4-4	3-3-6	1	0	1	2	1	12	
Ole Miss	18	5-6	0-0	2-2	2-1-3	1	3	4	0	1	12	
at Alabama												
at Mississippi St.												
Vanderbilt												
at Ole Miss												
Alabama												
at Florida												
South Carolina												
Kentucky												
at Georgia												
at Tennessee												
Mississippi State												
at Missouri												
Georgia												

CARDWELL'S CAREER STATISTICS

SEASON	TEAM	GP-GS	MIN/AVG	Field Goals		3-Point		F-Throws		Rebounds				Scoring						
				FG-FGA	FG%	3FG-3FGA	3FG%	FT-FTA	FT%	OFF	DEF	TOT	AVG	PF-FO	A	TO	BLK	STL	PTS	AVG
2020-21	AUB	27-0	409/15.1	43-61	.705	1-1	1.000	16-28	.571	49	49	98	3.6	57-1	13	41	17	12	103	3.8
2021-22	AUB	34-0	394/11.6	49-71	.690	0-1	.000	4-10	.400	53	49	102	3.0	60-0	18	9	42	18	102	3.0
2022-23	AUB	32-1	428/13.4	56-75	.747	0-1	.000	7-22	.318	54	66	120	3.8	64-0	35	20	43	9	119	3.7
2023-24	AUB	18-1	276/15.3	44-62	.710	0-1	.000	22-32	.688	39	42	81	4.5	37-0	20	15	25	14	110	6.1
TOTAL		111-2	1507/13.6	192-269	.714	1-4	.250	49-92	.533	195	206	401	3.6	218-1	86	85	127	53	434	3.9

2023-24 OVERALL STATISTICS

Game Records

Record	Overall	Home	Away	Neutral
ALL GAMES	16-2	10-0	2-1	4-1
CONFERENCE	5-0	3-0	2-0	0-0
NON-CONFERENCE	11-2	7-0	0-1	4-1

Score by Periods

Team	1st	2nd	OT	TOT
Auburn	773	734	0	1507
Opponents	512	663	0	1175

Team Box Score

No.	Player				Total		3-Point		F-Throw		Rebounds											
		GP-GS	MIN	AVG	FG-FGA	FG%	3FG-3FGA	3FG%	FT-FTA	FT%	OFF	DEF	TOT	AVG	PF	DQ	A	TO	BLK	STL	PTS	AVG
4	BROOME, Johni	18-17	420:24	23.4	104-190	.547	9-33	.273	58-94	.617	47	105	152	8.4	42	1	31	31	34	21	275	15.3
2	WILLIAMS, Jaylin	18-18	419:42	23.3	83-131	.634	19-42	.452	40-49	.816	24	67	91	5.1	26	0	37	20	10	14	225	12.5
1	HOLLOWAY, Aden	18-16	392:08	21.8	57-166	.343	39-112	.348	27-33	.818	4	22	26	1.4	25	0	59	16	1	6	180	10.0
10	BAKER-MAZARA, Chad	18-0	367:20	20.4	50-112	.446	19-48	.396	47-53	.887	16	37	53	2.9	36	0	38	14	8	19	166	9.2
0	JOHNSON, K.D.	18-0	314:16	17.5	42-109	.385	15-52	.288	38-48	.792	6	30	36	2.0	45	1	25	12	3	23	137	7.6
3	DONALDSON, Tre	18-3	334:55	18.6	49-95	.516	15-39	.385	18-20	.900	8	37	45	2.5	19	0	61	27	0	12	131	7.3
12	JONES, Denver	18-17	368:01	20.4	37-99	.374	19-55	.345	32-35	.914	10	29	39	2.2	16	0	29	15	1	12	125	6.9
44	CARDWELL, Dylan	18-1	275:51	15.3	44-62	.710	0-1	.000	22-32	.688	39	42	81	4.5	37	0	20	15	25	14	110	6.1
31	JOHNSON, Chaney	18-0	276:36	15.4	29-66	.439	4-16	.250	8-13	.615	19	45	64	3.6	44	1	11	17	8	12	70	3.9
5	MOORE, Chris	18-18	272:53	15.2	17-40	.425	1-13	.077	15-19	.789	12	13	25	1.4	19	0	17	12	7	5	50	2.8
24	BERMAN, Lior	17-0	109:57	6.5	8-20	.400	4-12	.333	7-12	.583	9	13	22	1.3	13	0	3	2	1	0	27	1.6
21	MUSCHALEK, Blake	8-0	10:48	1.3	0-3	.000	0-0	.000	7-11	.636	0	0	0	0.0	0	0	1	0	0	1	7	0.9
23	SCOTT, Addarin	10-0	14:25	1.4	1-1	1.000	0-0	.000	2-2	1.000	2	3	5	0.5	2	0	1	1	3	0	4	0.4
42	ALEXANDER, Haston	1-0	01:31	1.5	0-0	.000	0-0	.000	0-0	.000	0	1	1	1.0	1	0	0	0	0	0	0	0.0
20	SOBERA, Carter	9-0	12:20	1.4	0-1	.000	0-0	.000	0-0	.000	0	2	2	0.2	0	0	0	0	0	0	0	0.0
55	HARPER, Jalen	7-0	08:54	1.3	0-6	.000	0-2	.000	0-0	.000	0	0	0	0.0	1	0	0	0	0	0	0	0.0
Team											21	40	61					5				
Total		18	3600		521-1101	.473	144-425	.339	321-421	.762	217	486	703	39.1	326	3	333	187	101	139	1507	83.7
Opponents		18	3600		392-1037	.378	107-368	.291	284-385	.738	196	404	600	33.3	332	8	173	253	47	122	1175	65.3

Team Statistics

	AUB	OPP
Scoring	1507	1175
Points per game	83.7	65.3
Scoring margin	+18.4	-
Field goals-att	521-1101	392-1037
Field goal pct	.473	.378
3 point fg-att	144-425	107-368
3-point FG pct	.339	.291
3-pt FG made per game	8.0	5.9
Free throws-att	321-421	284-385
Free throw pct	.762	.738
F-Throws made per game	17.8	15.8
Rebounds	703	600
Rebounds per game	39.1	33.3
Rebounding margin	+5.7	-
Assists	333	173
Assists per game	18.5	9.6
Turnovers	187	253
Turnovers per game	10.4	14.1
Turnover margin	+3.7	-
Assist/turnover ratio	1.8	0.7
Steals	139	122
Steals per game	7.7	6.8
Blocks	101	47
Blocks per game	5.6	2.6
Winning streak	11	-
Home win streak	10	-
Attendance	91210	33336
Home games-Avg/Game	10-9121	3-11112
Neutral site-Avg/Game	-	5-5716

Team Results

Date	Opponent		Score	Att.
11/07/2023	vs Baylor	L	82-88	3028
11/10/2023	Southeastern La.	W	86-71	9121
11/16/2023	vs Notre Dame	W	83-59	5524
11/17/2023	vs St. Bonaventure	W	77-60	4849
11/21/2023	Alabama A&M	W	84-54	9121
11/29/2023	Virginia Tech	W	74-57	9121
12/03/2023	at App State	L	64-69	7037
12/09/2023	vs Indiana	W	104-76	8623
12/13/2023	vs UNC Asheville	W	87-62	6556
12/17/2023	Southern California	W	91-75	9121
12/22/2023	Alabama St.	W	82-62	9121
12/30/2023	Chattanooga	W	101-66	9121
01/02/2024	Penn	W	88-68	9121
01/06/2024	at Arkansas	W	83-51	19200
01/09/2024	Texas A&M	W	66-55	9121
01/13/2024	LSU	W	93-78	9121
01/17/2024	at Vanderbilt	W	80-65	7099
01/20/2024	Ole Miss	W	82-59	9121

2023-24 CONFERENCE STATISTICS

Game Records

Record	Overall	Home	Away	Neutral
ALL GAMES	5-0	3-0	2-0	0-0
CONFERENCE	5-0	3-0	2-0	0-0
NON-CONFERENCE	0-0	0-0	0-0	0-0

Score by Periods

Team	1st	2nd	OT	TOT
Auburn	205	199	0	404
Opponents	137	171	0	308

Team Box Score

No.	Player	Total			3-Point			F-Throw		Rebounds				PF DQ A TO BLK STL PTS AVG								
		GP-GS	MIN	AVG	FG-FGA	FG%	3FG-3FGA	3FG%	FT-FTA	FT%	OFF	DEF	TOT	AVG	PF	DQ	A	TO	BLK	STL	PTS	AVG
2	WILLIAMS, Jaylin	5-5	134:32	26.9	27-35	.771	7-10	.700	15-17	.882	5	22	27	5.4	8	0	11	6	2	2	76	15.2
4	BROOME, Johni	5-5	121:17	24.3	25-50	.500	2-7	.286	18-23	.783	13	26	39	7.8	10	0	10	9	8	11	70	14.0
10	BAKER-MAZARA, Chad	5-0	114:01	22.8	15-33	.455	7-15	.467	10-11	.909	3	8	11	2.2	11	0	12	7	3	8	47	9.4
1	HOLLOWAY, Aden	5-5	102:27	20.5	15-43	.349	9-30	.300	4-4	1.000	2	7	9	1.8	7	0	8	3	0	2	43	8.6
44	CARDWELL, Dylan	5-0	76:02	15.2	16-21	.762	0-0	.000	9-12	.750	12	16	28	5.6	9	0	8	6	9	4	41	8.2
0	JOHNSON, K.D.	5-0	97:20	19.5	10-34	.294	3-14	.214	15-19	.789	1	10	11	2.2	12	0	7	3	0	7	38	7.6
3	DONALDSON, Tre	5-0	96:31	19.3	12-21	.571	3-9	.333	6-6	1.000	1	11	12	2.4	5	0	16	9	0	3	33	6.6
12	JONES, Denver	5-5	99:59	20.0	7-23	.304	3-10	.300	4-5	.800	3	3	6	1.2	4	0	7	1	1	5	21	4.2
31	JOHNSON, Chaney	5-0	65:28	13.1	8-18	.444	2-5	.400	0-0	.000	1	11	12	2.4	12	0	2	4	2	2	18	3.6
24	BERMAN, Lior	5-0	28:17	5.7	3-6	.500	2-5	.400	3-4	.750	2	4	6	1.2	5	0	1	1	0	0	11	2.2
23	SCOTT, Addarin	2-0	02:41	1.3	1-1	1.000	0-0	.000	0-0	.000	0	1	1	0.5	1	0	1	0	2	0	2	1.0
5	MOORE, Chris	5-5	58:19	11.7	2-9	.222	0-3	.000	0-0	.000	1	0	1	0.2	2	0	2	3	1	1	4	0.8
55	HARPER, Jalen	1-0	01:02	1.0	0-1	.000	0-0	.000	0-0	.000	0	0	0	0.0	0	0	0	0	0	0	0	0.0
21	MUSCHALEK, Blake	1-0	01:02	1.0	0-0	.000	0-0	.000	0-0	.000	0	0	0	0.0	0	0	1	0	0	0	0	0.0
20	SOBERA, Carter	1-0	01:02	1.0	0-0	.000	0-0	.000	0-0	.000	0	1	1	1.0	0	0	0	0	0	0	0	0.0
Team											7	9	16					1				
Total		5	1000		141-295	.478	38-108	.352	84-101	.832	51	129	180	36.0	86	0	86	53	28	45	404	80.8
Opponents		5	1000		102-290	.352	27-101	.267	77-107	.720	67	108	175	35.0	83	0	43	76	14	39	308	61.6

Team Statistics

	AUB	OPP
Scoring	404	308
Points per game	80.8	61.6
Scoring margin	+19.2	-
Field goals-att	141-295	102-290
Field goal pct	.478	.352
3 point fg-att	38-108	27-101
3-point FG pct	.352	.267
3-pt FG made per game	7.6	5.4
Free throws-att	84-101	77-107
Free throw pct	.832	.720
F-Throws made per game	16.8	15.4
Rebounds	180	175
Rebounds per game	36.0	35.0
Rebounding margin	+1.0	-
Assists	86	43
Assists per game	17.2	8.6
Turnovers	53	76
Turnovers per game	10.6	15.2
Turnover margin	+4.6	-
Assist/turnover ratio	1.6	0.6
Steals	45	39
Steals per game	9.0	7.8
Blocks	28	14
Blocks per game	5.6	2.8
Winning streak	5	-
Home win streak	3	-
Attendance	27363	26299
Home games-Avg/Game	3-9121	2-13150
Neutral site-Avg/Game	-	0-0

Team Results

Date	Opponent		Score	Att.
01/06/2024	at Arkansas	W	83-51	19200
01/09/2024	Texas A&M	W	66-55	9121
01/13/2024	LSU	W	93-78	9121
01/17/2024	at Vanderbilt	W	80-65	7099
01/20/2024	Ole Miss	W	82-59	9121

TEAM AND OPPONENT SUPERLATIVES

AUBURN GAME HIGHS

Auburn - Game Highs

POINTS	104	vs Indiana (N) (12/09/2023)
	101	Chattanooga (12/30/2023)
	93	LSU (01/13/2024)
	91	Southern California (12/17/2023)
	88	Penn (01/02/2024)
FIELD GOALS MADE	37	Chattanooga (12/30/2023)
	35	vs Indiana (N) (12/09/2023)
FIELD GOAL ATTEMPTS	72	vs Indiana (N) (12/09/2023)
	70	at Arkansas (01/06/2024)
	70	Southeastern La. (11/10/2023)
FIELD GOAL PERCENTAGE	.582 (32-55)	Ole Miss (01/20/2024)
	.561 (37-66)	Chattanooga (12/30/2023)
3 PT FG MADE	14	vs Indiana (N) (12/09/2023)
	12	Penn (01/02/2024)
3 PT FG ATTEMPTS	35	Penn (01/02/2024)
	32	Southeastern La. (11/10/2023)
3 PT FG PERCENTAGE	.483 (14-29)	vs Indiana (N) (12/09/2023)
	.474 (9-19)	vs Baylor (N) (11/07/2023)
FREE THROWS MADE	27	LSU (01/13/2024)
	26	Alabama St. (12/22/2023)
	26	Alabama A&M (11/21/2023)
FREE THROW ATTEMPTS	36	Virginia Tech (11/29/2023)
	36	Alabama A&M (11/21/2023)
FREE THROW PERCENTAGE	.909 (10-11)	Ole Miss (01/20/2024)
	.871 (27-31)	LSU (01/13/2024)
REBOUNDS	48	at App State (12/03/2023)
	48	Alabama A&M (11/21/2023)
ASSISTS	25	vs Indiana (N) (12/09/2023)
	23	Chattanooga (12/30/2023)
STEALS	15	LSU (01/13/2024)
	11	Alabama St. (12/22/2023)
	11	Virginia Tech (11/29/2023)
BLOCKED SHOTS	10	vs Baylor (N) (11/07/2023)
	8	Chattanooga (12/30/2023)
TURNOVERS	18	Alabama St. (12/22/2023)
	16	Ole Miss (01/20/2024)
FOULS	32	vs Baylor (N) (11/07/2023)
	22	at Vanderbilt (01/17/2024)
	22	Southern California (12/17/2023)
	22	Virginia Tech (11/29/2023)

OPPONENT GAME HIGHS

Opponent - Game Highs

POINTS	88	vs Baylor (N) (11/07/2023)
	78	LSU (01/13/2024)
	76	vs Indiana (N) (12/09/2023)
	75	Southern California (12/17/2023)
	71	Southeastern La. (11/10/2023)
FIELD GOALS MADE	26	vs Baylor (N) (11/07/2023)
	25	LSU (01/13/2024)
	25	Penn (01/02/2024)
	25	Southeastern La. (11/10/2023)
FIELD GOAL ATTEMPTS	63	Southeastern La. (11/10/2023)
	62	Texas A&M (01/09/2024)
	62	vs Notre Dame (N) (11/16/2023)
FIELD GOAL PERCENTAGE	.451 (23-51)	vs UNC Asheville (N) (12/13/2023)
	.433 (26-60)	vs Baylor (N) (11/07/2023)
3 PT FG MADE	11	Chattanooga (12/30/2023)
	10	Penn (01/02/2024)
3 PT FG ATTEMPTS	33	Chattanooga (12/30/2023)
	28	Penn (01/02/2024)
3 PT FG PERCENTAGE	.474 (9-19)	vs Baylor (N) (11/07/2023)
	.471 (8-17)	at App State (12/03/2023)
FREE THROWS MADE	27	vs Baylor (N) (11/07/2023)
	23	Virginia Tech (11/29/2023)
FREE THROW ATTEMPTS	34	vs Baylor (N) (11/07/2023)
	31	Virginia Tech (11/29/2023)
FREE THROW PERCENTAGE	.875 (14-16)	Alabama St. (12/22/2023)
	.846 (11-13)	vs St. Bonaventure (N) (11/17/2023)
REBOUNDS	44	Texas A&M (01/09/2024)
	44	Virginia Tech (11/29/2023)
ASSISTS	16	Chattanooga (12/30/2023)
	14	vs UNC Asheville (N) (12/13/2023)
	14	vs Indiana (N) (12/09/2023)
STEALS	14	Alabama St. (12/22/2023)
	11	Texas A&M (01/09/2024)
BLOCKED SHOTS	5	Alabama St. (12/22/2023)
	4	at Arkansas (01/06/2024)
	4	vs Indiana (N) (12/09/2023)
	4	vs Baylor (N) (11/07/2023)
TURNOVERS	21	Virginia Tech (11/29/2023)
	19	Texas A&M (01/09/2024)
FOULS	26	Alabama A&M (11/21/2023)
	25	Virginia Tech (11/29/2023)

AUBURN GAME LOWS

Auburn - Game Lows

POINTS	64	at App State (12/03/2023)
	66	Texas A&M (01/09/2024)
	74	Virginia Tech (11/29/2023)
	77	vs St. Bonaventure (N) (11/17/2023)
	80	at Vanderbilt (01/17/2024)
FIELD GOALS MADE	20	Texas A&M (01/09/2024)
	24	Virginia Tech (11/29/2023)
FIELD GOAL ATTEMPTS	51	Texas A&M (01/09/2024)
	52	vs St. Bonaventure (N) (11/17/2023)
FIELD GOAL PERCENTAGE	.387 (24-62)	Virginia Tech (11/29/2023)
	.392 (20-51)	Texas A&M (01/09/2024)
3 PT FG MADE	2	Virginia Tech (11/29/2023)
	3	at App State (12/03/2023)
3 PT FG ATTEMPTS	16	Virginia Tech (11/29/2023)
	18	Ole Miss (01/20/2024)
	18	at Arkansas (01/06/2024)
3 PT FG PERCENTAGE	.111 (3-27)	at App State (12/03/2023)
	.125 (2-16)	Virginia Tech (11/29/2023)
FREE THROWS MADE	8	at Arkansas (01/06/2024)
	9	at App State (12/03/2023)
FREE THROW ATTEMPTS	11	Ole Miss (01/20/2024)
	11	at Arkansas (01/06/2024)
FREE THROW PERCENTAGE	.474 (9-19)	at App State (12/03/2023)
	.667 (24-36)	Virginia Tech (11/29/2023)
REBOUNDS	29	Ole Miss (01/20/2024)
	32	LSU (01/13/2024)
ASSISTS	12	Virginia Tech (11/29/2023)
	13	at Vanderbilt (01/17/2024)
STEALS	3	at App State (12/03/2023)
	4	vs St. Bonaventure (N) (11/17/2023)
BLOCKED SHOTS	2	at App State (12/03/2023)
	3	vs Indiana (N) (12/09/2023)
	3	vs St. Bonaventure (N) (11/17/2023)
TURNOVERS	3	vs Indiana (N) (12/09/2023)
	6	Penn (01/02/2024)
FOULS	11	Penn (01/02/2024)
	13	Alabama St. (12/22/2023)

OPPONENT GAME LOWS

Opponent - Game Lows

POINTS	51	at Arkansas (01/06/2024)
	54	Alabama A&M (11/21/2023)
	55	Texas A&M (01/09/2024)
	57	Virginia Tech (11/29/2023)
	59	Ole Miss (01/20/2024)
	59	vs Notre Dame (N) (11/16/2023)
FIELD GOALS MADE	14	Virginia Tech (11/29/2023)
	18	Texas A&M (01/09/2024)
	18	at Arkansas (01/06/2024)
FIELD GOAL ATTEMPTS	51	vs UNC Asheville (N) (12/13/2023)
	51	at App State (12/03/2023)
	51	Virginia Tech (11/29/2023)
FIELD GOAL PERCENTAGE	.275 (14-51)	Virginia Tech (11/29/2023)
	.290 (18-62)	Texas A&M (01/09/2024)
3 PT FG MADE	2	vs Notre Dame (N) (11/16/2023)
	3	Texas A&M (01/09/2024)
	3	Alabama A&M (11/21/2023)
	3	vs St. Bonaventure (N) (11/17/2023)
3 PT FG ATTEMPTS	14	Southeastern La. (11/10/2023)
	15	Alabama A&M (11/21/2023)
3 PT FG PERCENTAGE	.077 (2-26)	vs Notre Dame (N) (11/16/2023)
	.125 (3-24)	vs St. Bonaventure (N) (11/17/2023)
FREE THROWS MADE	8	at Arkansas (01/06/2024)
	8	Penn (01/02/2024)
FREE THROW ATTEMPTS	13	vs St. Bonaventure (N) (11/17/2023)
	14	Penn (01/02/2024)
FREE THROW PERCENTAGE	.500 (9-18)	vs UNC Asheville (N) (12/13/2023)
	.533 (8-15)	at Arkansas (01/06/2024)
REBOUNDS	23	Chattanooga (12/30/2023)
	26	vs UNC Asheville (N) (12/13/2023)
ASSISTS	4	at Vanderbilt (01/17/2024)
	6	Alabama A&M (11/21/2023)
	6	Southeastern La. (11/10/2023)
STEALS	2	vs Indiana (N) (12/09/2023)
	4	at Arkansas (01/06/2024)
	4	Penn (01/02/2024)
	4	Southern California (12/17/2023)
BLOCKED SHOTS	1	vs UNC Asheville (N) (12/13/2023)
	1	vs St. Bonaventure (N) (11/17/2023)
	1	Southeastern La. (11/10/2023)
TURNOVERS	7	at App State (12/03/2023)
	9	Southeastern La. (11/10/2023)
FOULS	9	vs UNC Asheville (N) (12/13/2023)
	11	at Arkansas (01/06/2024)

TEAM AND INDIVIDUAL SUPERLATIVES

AUBURN INDIVIDUAL HIGHS

Auburn - Individual Game Highs

POINTS	30	Johni Broome vs Virginia Tech (11/29/2023)
	24	Johni Broome vs Penn (01/02/2024)
	24	Aden Holloway vs Indiana (N) (12/09/2023)
	24	Jaylin Williams vs Indiana (N) (12/09/2023)
	22	Jaylin Williams vs Texas A&M (01/09/2024)
FIELD GOALS MADE	11	Johni Broome vs Virginia Tech (11/29/2023)
	10	Johni Broome at App State (12/03/2023)
FIELD GOAL ATTEMPTS	19	Johni Broome vs Virginia Tech (11/29/2023)
	16	Johni Broome at App State (12/03/2023)
FIELD GOAL PERCENTAGE (min 5 made)	1.000 (9-9)	Jaylin Williams vs Chattanooga (12/30/2023)
	1.000 (7-7)	Jaylin Williams at Vanderbilt (01/17/2024)
3 PT FG MADE	5	Aden Holloway vs Indiana (N) (12/09/2023)
	4	Aden Holloway vs Southern California (12/17/2023)
	4	Aden Holloway vs Notre Dame (N) (11/16/2023)
	4	Aden Holloway vs Baylor (N) (11/07/2023)
3 PT FG ATTEMPTS	10	Aden Holloway vs LSU (01/13/2024)
	8	Aden Holloway vs Chattanooga (12/30/2023)
	8	Aden Holloway vs Indiana (N) (12/09/2023)
	8	Aden Holloway vs Southeastern La. (11/10/2023)
	8	Aden Holloway vs Baylor (N) (11/07/2023)
3 PT FG PERCENTAGE (min 2 made)	1.000 (3-3)	Chad Baker-Mazara vs UNC Asheville (N) (12/13/2023)
	1.000 (3-3)	Denver Jones vs St. Bonaventure (N) (11/17/2023)
	1.000 (2-2)	Jaylin Williams at Vanderbilt (01/17/2024)
	1.000 (2-2)	Jaylin Williams vs LSU (01/13/2024)
	1.000 (2-2)	Jaylin Williams vs Chattanooga (12/30/2023)
	1.000 (2-2)	K.D. Johnson vs Chattanooga (12/30/2023)
	1.000 (2-2)	Denver Jones vs Southern California (12/17/2023)
FREE THROWS MADE	8	Johni Broome vs Texas A&M (01/09/2024)
	8	Johni Broome vs Virginia Tech (11/29/2023)
FREE THROW ATTEMPTS	13	Johni Broome vs Virginia Tech (11/29/2023)
	11	Johni Broome vs St. Bonaventure (N) (11/17/2023)
FREE THROW PERCENTAGE (min 3 made)	1.000 (6-6)	Chad Baker-Mazara vs LSU (01/13/2024)
	1.000 (6-6)	K.D. Johnson vs LSU (01/13/2024)
	1.000 (6-6)	Jaylin Williams vs Alabama St. (12/22/2023)
	1.000 (6-6)	Denver Jones vs Southern California (12/17/2023)
	1.000 (6-6)	Denver Jones vs Virginia Tech (11/29/2023)
	1.000 (6-6)	Dylan Cardwell vs St. Bonaventure (N) (11/17/2023)
	1.000 (5-5)	Jaylin Williams at Vanderbilt (01/17/2024)
	1.000 (5-5)	Jaylin Williams vs Texas A&M (01/09/2024)
	1.000 (5-5)	Aden Holloway vs Indiana (N) (12/09/2023)
	1.000 (4-4)	Chad Baker-Mazara vs Virginia Tech (11/29/2023)
	1.000 (4-4)	Dylan Cardwell at Vanderbilt (01/17/2024)
	1.000 (4-4)	Tre Donaldson vs LSU (01/13/2024)
	1.000 (4-4)	Chad Baker-Mazara at Arkansas (01/06/2024)
	1.000 (4-4)	Tre Donaldson vs Chattanooga (12/30/2023)
	1.000 (4-4)	K.D. Johnson vs Alabama St. (12/22/2023)
	1.000 (4-4)	Chris Moore vs Alabama St. (12/22/2023)
	1.000 (4-4)	Denver Jones vs Indiana (N) (12/09/2023)
	1.000 (3-3)	Johni Broome vs Southern California (12/17/2023)
	1.000 (3-3)	K.D. Johnson vs Indiana (N) (12/09/2023)
	1.000 (3-3)	Jaylin Williams vs St. Bonaventure (N) (11/17/2023)
REBOUNDS	13	Johni Broome vs Alabama St. (12/22/2023)
	13	Johni Broome at App State (12/03/2023)
	13	Johni Broome vs Virginia Tech (11/29/2023)

OPPONENT INDIVIDUAL HIGHS

Opponent - Individual Game Highs

POINTS	28	Ja'Kobe Walter vs Baylor (N) (11/07/2023)
	24	Roger McFarlane vs Southeastern La. (11/10/2023)
	23	Drew Pember vs UNC Asheville (N) (12/13/2023)
	22	Boogie Ellis vs Southern California (12/17/2023)
	20	Sam Brown vs Penn (01/02/2024)
FIELD GOALS MADE	9	Roger McFarlane vs Southeastern La. (11/10/2023)
	7	Henry Coleman III vs Texas A&M (01/09/2024)
	7	Sam Brown vs Penn (01/02/2024)
	7	Isaiah Range vs Alabama St. (12/22/2023)
	7	Boogie Ellis vs Southern California (12/17/2023)
	7	Drew Pember vs UNC Asheville (N) (12/13/2023)
	7	Chad Venning vs St. Bonaventure (N) (11/17/2023)
	7	J.R. Konieczny vs Notre Dame (N) (11/16/2023)
	7	Ja'Kobe Walter vs Baylor (N) (11/07/2023)
FIELD GOAL ATTEMPTS	23	Roger McFarlane vs Southeastern La. (11/10/2023)
	20	Markus Burton vs Notre Dame (N) (11/16/2023)
FIELD GOAL PERCENTAGE (min 5 made)	.875 (7-8)	Chad Venning vs St. Bonaventure (N) (11/17/2023)
	.833 (5-6)	Trae Hannibal vs LSU (01/13/2024)
	.833 (5-6)	Nick McMullen vs UNC Asheville (N) (12/13/2023)
3 PT FG MADE	4	Tyrell Ward vs LSU (01/13/2024)
	4	Keyon Menifield Jr. at Arkansas (01/06/2024)
	4	Sam Brown vs Penn (01/02/2024)
	4	Honor Huff vs Chattanooga (12/30/2023)
	4	Roger McFarlane vs Southeastern La. (11/10/2023)
	4	Ja'Kobe Walter vs Baylor (N) (11/07/2023)
3 PT FG ATTEMPTS	9	Keyon Menifield Jr. at Arkansas (01/06/2024)
	8	Wade Taylor IV vs Texas A&M (01/09/2024)
	8	Honor Huff vs Chattanooga (12/30/2023)
	8	Isaiah Range vs Alabama St. (12/22/2023)
3 PT FG PERCENTAGE (min 2 made)	.750 (3-4)	Jaydon Young vs Virginia Tech (11/29/2023)
	.667 (4-6)	Sam Brown vs Penn (01/02/2024)
	.667 (2-3)	Demetrius Davis vs Chattanooga (12/30/2023)
	.667 (2-3)	Gabe Cupps vs Indiana (N) (12/09/2023)
	.667 (2-3)	Myles Tate at App State (12/03/2023)
	.667 (2-3)	CJ Huntley at App State (12/03/2023)
	.667 (2-3)	John Camden vs Virginia Tech (11/29/2023)
FREE THROWS MADE	10	Ja'Kobe Walter vs Baylor (N) (11/07/2023)
	8	Ke'el Ware vs Indiana (N) (12/09/2023)
FREE THROW ATTEMPTS	10	Ke'el Ware vs Indiana (N) (12/09/2023)
	10	Ja'Kobe Walter vs Baylor (N) (11/07/2023)
FREE THROW PERCENTAGE (min 3 made)	1.000 (10-10)	Ja'Kobe Walter vs Baylor (N) (11/07/2023)
	1.000 (7-7)	Jordan Wright vs LSU (01/13/2024)
	1.000 (7-7)	Trae Hannibal vs LSU (01/13/2024)
	1.000 (6-6)	Jason Rivera-Torres at Vanderbilt (01/17/2024)
	1.000 (4-4)	Allen Flanigan vs Ole Miss (01/20/2024)
	1.000 (4-4)	Wade Taylor IV vs Texas A&M (01/09/2024)
	1.000 (4-4)	Trey Bonham vs Chattanooga (12/30/2023)
	1.000 (4-4)	Mackenzie Mgbako vs Indiana (N) (12/09/2023)
	1.000 (4-4)	Terence Harcum at App State (12/03/2023)
	1.000 (4-4)	Nick Caldwell vs Southeastern La. (11/10/2023)
	1.000 (3-3)	Henry Coleman III vs Texas A&M (01/09/2024)
	1.000 (3-3)	Honor Huff vs Chattanooga (12/30/2023)
	1.000 (3-3)	Anthony Walker vs Indiana (N) (12/09/2023)
	1.000 (3-3)	Tae Davis vs Notre Dame (N) (11/16/2023)

MISCELLANEOUS STATISTICS

AUBURN'S RECORD IN BRUCE PEARL ERA

Overall (On-Court)	16-2	203-113
Home	10-0	122-31
Away	2-1	44-62
Neutral	4-1	38-20
Conference (On-Court)	5-0	89-78
Home	3-0	56-28
Away	2-0	33-50
Non-Conference (On-Court)	11-2	109-35
Home	7-0	62-3
Away	0-1	9-12
Neutral	4-1	37-20
Overtime	0-0	12-6
Ranked opponents	1-1	19-27
Unranked opponents	15-1	172-86
Wearing white uniforms	10-0	119-41
Wearing navy uniforms	4-1	43-50
Wearing orange uniforms	2-1	29-22
Leading at half	16-1	148-25
Trailing at half	0-1	38-84
Tied at half	0-0	5-4
Leading with 5:00 remaining in second half	16-1	169-7
Trailing with 5:00 remaining in second half	0-1	20-102
Tied with 5:00 remaining in second half	0-0	4-4
Has more rebounds than opponent	10-1	120-28
Has fewer rebounds than opponent	5-0	68-46
Same rebounds as opponent	1-1	3-9
Commits more turnovers than opponent	0-1	43-69
Causes more turnovers than opponent	14-1	131-46
Same turnovers as opponent	2-0	17-8
Has more FT attempts than opponent	10-0	131-42
Has fewer FT attempts than opponent	6-2	58-68
Same FT attempts as opponent	0-0	3-3
Shoots 40% or better from field	14-1	161-50
Shoots less than 40% from field	2-1	30-63
Opponent shoots 40% or better from field	5-2	110-98
Opponent shoots less than 40% from field	11-0	81-15
Shoots better than opponent	16-1	142-20
Opponent shoots better	0-1	47-92
Same FG percentage	0-0	2-1
Auburn bench outscores opponent's bench	16-1	125-38
Opponent's bench outscores Auburn bench	0-1	63-70
Same points off the bench	0-0	2-6
Auburn scores 100 or more	2-0	11-1
Auburn scores between 90-99	2-0	28-2
Auburn scores between 80-89	9-1	74-18
Auburn scores between 70-79	2-0	54-25
Auburn scores between 60-69	1-1	20-40
Auburn scores less than 60	0-0	3-27
Opponent scores 100 or more	0-0	0-5
Opponent scores between 90-99	0-0	3-17
Opponent scores between 80-89	0-1	20-37
Opponent scores between 70-79	4-0	62-31
Opponent scores between 60-69	6-1	66-18
Opponent scores less than 60	6-0	39-5
On Sunday	1-1	7-4
On Monday	0-0	6-5
On Tuesday	3-1	37-24
On Wednesday	3-0	39-24
On Thursday	1-0	12-3
On Friday	3-0	26-6
On Saturday	5-0	64-47
In November	5-1	46-10
In December	5-1	47-14
In January	6-0	47-31
In February	0-0	28-40
In March	0-0	23-17
In April	0-0	0-1
Five-plus players score in double-figures	3-0	44-9
Four players score in double figures	6-0	69-21
Three players score in double figures	5-1	54-45

MISCELLANEOUS

Largest margin of victory	35 vs. Chattanooga (12/30/23)
Smallest margin of victory	11 vs. Texas A&M (1/9/24)
Largest margin of defeat	6 vs. Baylor (11/7/23)
Smallest margin of defeat	5 at Appalachian State (12/3/23)
Biggest rebound margin	+23 vs. Chattanooga (12/30/23)
Biggest rebound deficit	-10 vs. Texas A&M (1/9/24)
Average margin of victory/defeat	+21.3/-5.5
Largest halftime lead	+34 (49-15) vs. Alabama A&M (11/21/23)
Largest halftime lead blown	+9 (43-34) vs. Baylor (11/7/23)
Largest halftime deficit	-3 (31-33) at Appalachian State (12/3/23)
Largest halftime deficit overcome to win	
Largest overall lead	43 vs. Alabama A&M, 2nd Half (11/21/23)
Largest overall lead blown	9 vs. Baylor, 1st Half (11/7/23)
Largest overall deficit	-12 vs. Indiana, 1st Half (12/9/23)
Largest deficit overcome to win	-12 vs. Indiana (12/9/23)

TEAM EXTREMES

Most points scored	104 vs. Indiana (12/9/23)
Fewest points scored	64 at Appalachian State (12/3/23)
Most rebounds	48 at Appalachian State (12/3/23), vs. Alabama A&M (11/21/23)
Fewest rebounds	29 vs. Ole Miss (1/20/24)
Most assists	25 vs. Indiana (12/9/23)
Fewest assists	12 vs. Virginia Tech (11/29/23)
Most turnovers	18 vs. Alabama State (12/22/23)
Fewest turnovers	3 vs. Indiana (12/9/23) - tied school single-game record
Most steals	15 vs. LSU (1/13/24)
Fewest steals	3 at Appalachian State (12/3/23)
Most blocks	10 vs. Baylor (11/7/23)
Fewest blocks	2 at Appalachian State (12/3/23)
Best shooting percentage	.582 (32-55) vs. Ole Miss (1/20/24)
Worst shooting percentage	.387 (24-62) vs. Virginia Tech (11/29/23)
Best 3-pt. percentage	.483 (14-29) vs. Indiana (12/9/23)
Worst 3-pt. percentage	.111 (3-27) at Appalachian State (12/3/23)
Best FT percentage	.909 (10-11) vs. Ole Miss (1/20/24)
Worst FT percentage	.474 (9-19) at Appalachian State (12/3/23)
Most points (1st half)	52 vs. Indiana (12/9/23)
Fewest points (1st half)	30 vs. Texas A&M (1/9/24)
Most points (2nd half)	52 vs. Chattanooga (12/30/23), vs. Indiana (12/9/23)
Fewest points (2nd half)	29 vs. St. Bonaventure (11/17/23)
Most points (OT)	
Fewest points (OT)	

STARTING LINEUPS

Record when starting lineup is:

Donaldson, Jones, Moore, J. Williams, Broome	1-1
Holloway, Jones, Moore, J. Williams, Broome	14-1
Holloway, Donaldson, Moore, J. Williams, Cardwell	1-0

Record when starts (Career):

Johni Broome	15-2 (77-33)
Chaney Johnson	(49-17)
Jaylin Williams	16-2 (48-29)
K.D. Johnson	(25-6)
Denver Jones	15-2 (32-19)
Chris Moore	16-2 (28-5)
Chad Baker-Mazara	(7-6)
Tre Donaldson	2-1 (2-1)
Aden Holloway	15-1 (15-1)
Dylan Cardwell	1-0 (2-0)

2023-24 BOX SCORES

GAME 1 | #20/17 BAYLOR 88, AUBURN 82

Official Basketball Box Score - Final Auburn at Baylor 11/07/23 Sanford Pentagon, Sioux Falls 2023-24 Men's Basketball		Game Time: 8:00 PM Game Duration: 2:25 Attendance: 3,028								
Auburn - 82 Record: 0-1		Officials: Doug Simons, Pat Adams, Terry Ojlesky								
NO. Name	Min	FG M-A	3P M-A	FT M-A	Rebounds OR DR TOT	Fouls PF FD	TP AS TO ST	Blocks BS BA +/-	Shooting By Period	
2 Jaylin Williams	26:31	2-6	0-1	0-0	2 4 6	1 1 4	1 2 0 0	1 1 0	-9	1 st FG% 15-30 50.0%
4 Johni Broome	25:25	4-10	2-3	6-10	5 6 11	6 7 16	2 1 0 0	1 1 0	-9	3PT% 3-6 50.0%
5 Chris Moore	23:04	2-4	0-0	0-0	0 2 2	4 2 4	1 0 0 0	2 1 1	-11	FT% 10-13 76.9%
3 Tre Donaldson	13:56	2-3	0-1	2-2	0 3 3	4 1 6	1 1 4	0 0 0	3	2 nd FG% 13-33 39.4%
12 Denver Jones	23:50	4-10	3-5	2-2	0 1 1	2 2 13	2 2 1 0	1 0 1	4	3PT% 6-13 46.2%
0 K.D. Johnson	16:10	3-5	0-1	0-0	0 0 0	4 0 6	0 1 1 0	0 0	-10	FT% 7-12 58.3%
1 Aden Holloway	26:04	6-15	4-8	3-5	0 3 3	0 3 19	6 3 0 1	1 1 0	-9	GM FG% 28-63 44.4%
10 Chad Baker-Mazara	12:17	2-4	0-0	3-3	2 0 2	4 3 7	0 1 2 0	0 0	3	3PT% 9-19 47.4%
31 Chaney Johnson	13:45	1-3	0-0	0-0	1 2 3	2 0 2	1 0 0 0	0 0	1	FT% 17-25 68.0%
44 Dylan Cardwell	14:19	2-3	0-0	1-3	2 2 4	4 2 5	4 0 1 0	1 5	0	Dead Ball Rebounds: 3, 1
24 Lior Berman	04:39	0-0	0-0	0-0	0 0 0	1 0 0	0 0 0	0 0	2	
Team					2 1 3	0	0	1		
Totals		28-63	9-19	17-25	14 24 38	32 21	82	18 15	5 10 4	-6

GAME 2 | AUBURN 86, SOUTHEASTERN LOUISIANA 71

Official Basketball Box Score - Final Southeastern La. at Auburn 11/10/23 Neville Arena, Auburn 2023-24 Men's Basketball		Game Time: 7:00 PM Game Duration: 2:04 Attendance: 9,121								
Auburn - 86 Record: 1-1		Officials: Mike Nance, Garrick Shannon, Hunter Allen								
NO. Name	Min	FG M-A	3P M-A	FT M-A	Rebounds OR DR TOT	Fouls PF FD	TP AS TO ST	Blocks BS BA +/-	Shooting By Period	
15 Brody Rowbury	35:17	2-5	0-0	5-8	1 4 5	1 7 9	1 0 2 0	0 1	-6	1 st FG% 9-26 34.6%
22 Nick Caldwell	18:57	3-6	0-1	4-4	3 3 6	4 2 10	0 0 0 0	0 0	-6	3PT% 4-8 50.0%
1 Avery Wilson	23:44	2-4	0-0	0-0	0 1 1	4 1 4	1 1 0 1	0 0	-6	FT% 6-9 66.7%
2 Roscoe Eastmond	35:05	5-15	1-2	4-6	2 2 4	2 3 15	2 3 1 0	2	-15	2 nd FG% 16-37 43.2%
3 Roger McFarlane	35:20	9-23	4-7	2-2	2 9 11	1 1 24	0 1 0 0	3	-17	3PT% 1-6 16.7%
8 Carlos Paez	14:34	1-3	0-1	0-0	0 1 1	3 1 2	2 2 1 0	0 0	-6	GM FG% 25-63 39.7%
20 Alec Woodard	22:01	3-5	0-1	0-0	2 1 3	5 2 6	0 1 1 0	0 0	-7	FT% 10-13 76.9%
13 Tre Donaldson	03:35	0-0	0-0	0-0	0 0 0	0 0 0	0 0 0 0	0 0	-7	3PT% 5-14 35.7%
14 Dylan Canoville	04:08	0-0	0-0	1-2	0 0 0	0 1 1	0 0 0 0	0 0	-4	GM FT% 25-63 39.7%
11 Anthony Bittar	06:39	0-0	0-0	0-0	0 0 0	0 0 0	0 0 0 0	0 0	-4	FT% 16-22 72.7%
0 Kam Burton	06:39	0-2	0-0	0-0	0 0 0	1 0 1	0 0 0	0 0	-1	Dead Ball Rebounds: 3, 4
Team					0 2 2	0	0	0		
Totals		25-63	5-14	16-22	10 23 33	20 19	71	6 9	5 1 7	-15

BAYLOR - 88 Record: 1-0		Technical Fouls: Broome 2 nd 0:27								
NO. Name	Min	FG M-A	3P M-A	FT M-A	Rebounds OR DR TOT	Fouls PF FD	TP AS TO ST	Blocks BS BA +/-	Shooting By Period	
11 Jalen Bridges	31:13	4-10	2-6	3-5	1 7 8	1 4 13	2 0 2 1	1 1	12	1 st FG% 12-32 37.5%
23 Jonathan Tchamwa Tchatchoua	06:33	0-0	0-0	0-0	1 0 1	1 0 0	0 0 0 0	0 0	-5	3PT% 4-11 36.4%
2 Jayden Nunn	28:58	1-8	0-1	5-6	2 4 6	3 5 7	3 0 3 1	3 1	5	FT% 6-8 75%
4 Ja'Kobe Walter	33:25	7-13	4-7	10-10	3 3 6	2 8 8	0 2 0 0	0 1 9		2 nd FG% 14-28 50.0%
10 RayJ Dennis	28:51	6-10	1-1	2-2	0 4 4	4 1 15	2 7 2 0	1 1	10	3PT% 5-8 62.5%
21 Yves Missi	17:41	3-5	0-0	4-6	0 0 0	4 8 10	0 1 2 2	1 1	17	FT% 21-26 80.8%
13 Langston Love	20:23	3-9	2-4	2-3	1 1 2	1 2 10	1 0 1 0	1 0	-9	GM FG% 26-60 43.3%
15 Josh Ojarruna	15:46	1-2	0-0	1-2	3 2 5	4 2 3	1 2 0 0	0 0	-6	3PT% 9-19 47.4%
1 Miro Little	02:09	1-1	0-0	0-0	0 1 1	2 1 2	0 2 0 0	0 0	-3	FT% 27-34 79.4%
12 Dantwan Grimes	02:32	0-2	0-0	0-0	1 0 1	0 0 0	0 0 0 0	0 0	-5	Dead Ball Rebounds: 2, 2
33 Caleb Lohner	12:29	0-0	0-0	0-0	1 2 0	0 0 0	1 0 0 0	0 0	-5	
Team					1 1 2	0	0	1		
Totals		26-60	9-19	27-34	14 24 38	22 31	88	10 15	10 4 10	6

Auburn - 86 Record: 1-1		Technical Fouls: NONE								
NO. Name	Min	FG M-A	3P M-A	FT M-A	Rebounds OR DR TOT	Fouls PF FD	TP AS TO ST	Blocks BS BA +/-	Shooting By Period	
2 Jaylin Williams	21:28	2-7	2-5	3-4	2 1 3	1 3 9	2 1 1 2	0 0	9	1 st FG% 12-34 35.3%
4 Johni Broome	24:09	7-12	1-1	3-3	2 9 11	4 2 18	2 1 2 0	0 6	6	3PT% 4-14 28.6%
5 Chris Moore	12:26	1-2	0-1	0-0	1 1 2	0 0 0	1 1 0 0	1 0	11	FT% 11-12 91.7%
3 Tre Donaldson	17:54	1-4	1-2	0-0	0 3 3	2 1 3	4 1 0 0	-2	2	2 nd FG% 17-36 47.2%
12 Denver Jones	22:19	2-5	1-3	3-4	0 2 2	1 2 8	4 4 2 0	0 13		3PT% 7-18 38.9%
10 Chad Baker-Mazara	23:29	3-6	1-3	5-6	0 6 6	3 4 12	1 1 0 0	5	6	GM FG% 26-70 37.1%
31 Chaney Johnson	18:32	2-11	0-3	0-0	7 4 11	2 4 1	1 3 1 0	0 6		FT% 6-8 75%
0 K.D. Johnson	19:24	4-9	2-5	3-3	0 2 2	2 2 13	3 1 2 0	1 9		GM FT% 29-40 72.5%
1 Aden Holloway	22:06	1-10	3-8	0-0	0 0 0	2 1 1	3 0 0 0	0 17		3PT% 11-32 34.4%
44 Dylan Cardwell	15:51	3-3	0-0	0-0	2 2 4	3 2 6	0 0 0 0	1 0 9		FT% 17-20 85.0%
24 Lior Berman	02:22	0-1	0-1	0-0	0 0 0	0 0 0	0 0 0 0	-8		Dead Ball Rebounds: 2, 0
Team					1 1 2	0	0	0		
Totals		29-70	11-32	17-20	15 31 46	19 20	86	21 11	6 7 1 15	

AUBURN BAYLOR		Points from Turnovers AUBURN BAYLOR		Period by Period Scoring	
Biggest lead	9 (1 st 0:22)	6 (1 st 12:21)	16	18	1st 2nd TOT
Best Scoring Run	7 (1 st 6:16)	11 (2 nd 1:25)	34	32	AUBURN 43 39 82
Lead Changes	6	5	12	17	BAYLOR 34 54 88
Times Tied	5	6	14	9	
Time with Lead	25:20	11:08	39	25	

SLU AUB		Points from Turnovers SLU AUB		Period by Period Scoring	
Biggest lead	2 (1 st 19:08)	17 (2 nd 18:41)	12	10	1st 2nd TOT
Best Scoring Run	8 (1 st 6:50)	11 (1 st 12:58)	32	36	SLU 28 43 71
Lead Changes	3	3	19	17	AUB 39 47 86
Times Tied	0	1	11	12	
Time with Lead	03:39	35:29	9	46	

GAME 3 | AUBURN 83, NOTRE DAME 59

Official Basketball Box Score - Final Auburn at Notre Dame 11/16/23 Barclays Center, Brooklyn 2023 Wild Seats Legends Classic Presented by Old Trapper		Game Time: 9:00 PM Game Duration: 1:55 Attendance: 5,324								
Auburn - 83 Record: 2-1		Officials: Matt Potter, AJ Desai, Pat Evans								
NO. Name	Min	FG M-A	3P M-A	FT M-A	Rebounds OR DR TOT	Fouls PF FD	TP AS TO ST	Blocks BS BA +/-	Shooting By Period	
2 Jaylin Williams	22:31	5-11	1-3	0-0	1 6 7	0 1 11	2 1 0 2	0 12		1 st FG% 14-28 50.0%
4 Johni Broome	19:03	7-9	1-2	0-1	2 4 6	4 2 15	4 3 0 0	0 23		3PT% 5-10 50.0%
5 Chris Moore	22:42	3-4	1-1	3-4	3 1 4	0 2 10	2 0 0 0	0 19		FT% 6-9 66.7%
1 Aden Holloway	22:42	5-9	4-5	1-1	0 1 1	1 15 5	2 0 0 0	0 21		2 nd FG% 17-32 53.1%
12 Denver Jones	17:53	1-5	0-2	0-0	2 2 2	0 2 2	1 1 1 0	0 14		3PT% 4-10 40.0%
0 K.D. Johnson	22:16	0-2	0-0	6-7	0 3 3	2 5 8	0 1 1 0	1 13		FT% 6-7 85.7%
10 Chad Baker-Mazara	18:44	2-3	0-1	2-3	0 2 2	0 3 6	1 1 1 1	0 5		GM FG% 31-58 53.4%
31 Chaney Johnson	13:22	2-2	0-0	0-0	4 4 5	4 0 4	1 0 0 0	0 12		3PT% 9-20 45.0%
3 Tre Donaldson	16:34	4-6	2-4	0-0	1 1 2	0 10 5	0 1 0 0	0 3		FT% 12-16 75.0%
44 Dylan Cardwell	15:36	1-2	0-0	0-0	1 0 1	2 0 2	1 4 2 1	0 0	-3	Dead Ball Rebounds: 1, 0
24 Lior Berman	05:34	0-0	0-0	0-0	1 2 3	2 0 0	0 0 0 0	0 1		
20 Carter Sobera	00:44	0-0	0-0	0-0	0 0 0	0 0 0	0 0 0 0	0 0		
21 Blake Muschalek	00:44	0-1	0-0	0-0	0 0 0	0 0 0	0 0 0 0	0 0		
23 Addarin Scott	00:44	0-0	0-0	0-0	0 0 0	0 0 0	0 0 0 0	0 0		
55 Jalen Harper	00:44	0-0	0-0	0-0	0 0 0	0 0 0	0 0 0 0	0 0		
Team					0 1 1	0	0	0		
Totals		31-58	9-20	12-16	9 26 35	18 16	83	22 13	6 5 2 24	

GAME 4 | AUBURN 77, ST. BONAVENTURE 60

Official Basketball Box Score - Final Auburn at St. Bonaventure 11/17/23 Barclays Center, Brooklyn, NY 2023 Wild Seats Legends Classic Presented by Old Trapper		Game Time: 7:00 PM Game Duration: 1:57 Attendance: 4,849								
Auburn - 77 Record: 3-1		Officials: Nathan Farrell, Byron Jarrett, Evon Burroughs								
NO. Name	Min	FG M-A	3P M-A	FT M-A	Rebounds OR DR TOT	Fouls PF FD	TP AS TO ST	Blocks BS BA +/-	Shooting By Period	
2 Jaylin Williams	22:45	4-6	0-1	3-3	3 7 10	2 2 11	1 2 1 0	0 15		1 st FG% 17-31 54.8%
4 Johni Broome	21:16	7-11	0-2	4-11	1 4 5	3 8 18	1 2 0 0	0 0		3PT% 7-14 50.0%
5 Chris Moore	20:48	1-3	0-1	1-1	2 3 2	0 0 1	3 2 0 0	0 0	-3	FT% 7-10 70%
1 Aden Holloway	23:50	2-10	2-7	2-2	0 0 0	2 1 8	3 2 0 0	0 18		2 nd FG% 8-21 38.1%
12 Denver Jones	21:29	3-4	3-3	3-4	1 1 2	0 3 12	3 0 0 0	0 13		3PT% 1-10 10.0%
10 Chad Baker-Mazara										

2023-24 BOX SCORES

GAME 5 | AUBURN 84, ALABAMA A&M 54

GAME 6 | AUBURN 74, VIRGINIA TECH 57

NCAA logo, Official Basketball Box Score - Final Alabama A&M at Auburn, Game Time: 7:00 PM, Game Duration: 2:04, Attendance: 9,121

Alabama A&M - 54 Record: 0-3. Box score table with columns for Player, Min, FG, 3P, FT, Rebounds, Fouls, TP, AS, TO, ST, Blocks, +/-, and Shooting By Period.

NCAA logo, Official Basketball Box Score - Final Virginia Tech at Auburn, Game Time: 8:15 PM, Game Duration: 2:18, Attendance: 9,121

Virginia Tech - 57 Record: 5-3. Box score table with columns for Player, Min, FG, 3P, FT, Rebounds, Fouls, TP, AS, TO, ST, Blocks, +/-, and Shooting By Period.

Auburn - 84 Record: 4-1. Box score table with columns for Player, Min, FG, 3P, FT, Rebounds, Fouls, TP, AS, TO, ST, Blocks, +/-, and Shooting By Period.

Auburn - 74 Record: 5-1. Box score table with columns for Player, Min, FG, 3P, FT, Rebounds, Fouls, TP, AS, TO, ST, Blocks, +/-, and Shooting By Period.

Summary statistics for Game 5: Biggest lead, Best Scoring Run, Lead Changes, Times Tied, Time with Lead, Points from Turnovers, Second Chance, Fast Breaks, Bench, and Period by Period Scoring.

Summary statistics for Game 6: Biggest lead, Best Scoring Run, Lead Changes, Times Tied, Time with Lead, Points from Turnovers, Second Chance, Fast Breaks, Bench, and Period by Period Scoring.

GAME 7 | APPALACHIAN STATE 69, AUBURN 64

GAME 8 | AUBURN 104, INDIANA 76

NCAA logo, Official Basketball Box Score - Final Auburn at App State, Game Time: 1:00 PM, Game Duration: 2:12, Attendance: 7,037

NCAA logo, Official Basketball Box Score - Final Auburn at Indiana, Game Time: 2:00 PM, Game Duration: 2:17, Attendance: 8,623

Auburn - 64 Record: 5-2. Box score table with columns for Player, Min, FG, 3P, FT, Rebounds, Fouls, TP, AS, TO, ST, Blocks, +/-, and Shooting By Period.

Auburn - 104 Record: 6-2. Box score table with columns for Player, Min, FG, 3P, FT, Rebounds, Fouls, TP, AS, TO, ST, Blocks, +/-, and Shooting By Period.

App State - 69 Record: 6-2. Box score table with columns for Player, Min, FG, 3P, FT, Rebounds, Fouls, TP, AS, TO, ST, Blocks, +/-, and Shooting By Period.

Indiana - 76 Record: 7-2. Box score table with columns for Player, Min, FG, 3P, FT, Rebounds, Fouls, TP, AS, TO, ST, Blocks, +/-, and Shooting By Period.

Summary statistics for Game 7: Biggest lead, Best Scoring Run, Lead Changes, Times Tied, Time with Lead, Points from Turnovers, Second Chance, Fast Breaks, Bench, and Period by Period Scoring.

Summary statistics for Game 8: Biggest lead, Best Scoring Run, Lead Changes, Times Tied, Time with Lead, Points from Turnovers, Second Chance, Fast Breaks, Bench, and Period by Period Scoring.

2023-24 BOX SCORES

GAME 9 | AUBURN 87, UNC ASHEVILLE 62

UNC Asheville - 62 Record: 5-6

NO. Name	Min	FG	3P	FT	Rebounds	Fouls	TP	AS	TO	ST	Blocks	+/-	
		M/A	M/A	M/A	OR DR TOT	PF	FD				BS BA		
4 Drew Pember	F	33:21	7-14	3-6	6-8	0 2 2	3	23	1	2	1	0	-17
13 Nick McMullen	F	23:57	5-6	0-0	0 0 3	3 4	2	10	1	2	1	0	-22
1 Jamon Battle	G	29:41	2-5	1-2	1 4 5	1 2	6	1	0	1	0	2	-9
2 Caleb Burgess	G	26:37	1-5	0-1	0 0 2	2 2	2	6	4	0	0	1	-18
3 Josh Banks	G	25:56	1-5	1-2	1 2 1	1 2	3	4	2	2	1	0	-22
5 Fletcher Abee	F	11:20	1-4	0-1	0 0 1	1 0	2	0	1	0	0	0	-10
0 Trent Stephens	07:02	1-2	1-1	0 0	0 0 0	2 3	1	1	0	0	0	0	-8
14 Toyaz Solomon	17:53	2-2	0-0	0 0	1 3 4	0 0	4	0	1	0	0	0	-12
10 Davon Cunningham	15:07	3-5	1-1	1-2	1 3 4	0 1	8	1	0	0	0	1	-11
12 Evan Johnson	07:35	0-2	0-2	0 0	0 0 0	0 0	1	0	1	0	0	0	4
15 Dean Grabelick	01:31	0-1	0-1	0-0	0 0 0	0 0	0	0	0	0	0	0	0
Team	23:51	7-17	9-18	4 22	26 9	15	62	14	14	6	1	5	-25
Totals													

Game Time: 7:00 PM
Game Duration: 1:49
Attendance: 6,556
Officials: Ron Groover, Lee Cassell, Vlad Voyard-Tadai

GAME 10 | AUBURN 91, USC 75

Southern California - 75 Record: 5-5

NO. Name	Min	FG	3P	FT	Rebounds	Fouls	TP	AS	TO	ST	Blocks	+/-		
		M/A	M/A	M/A	OR DR TOT	PF	FD				BS BA			
3 Vincent Iwuchukwu	F	16:55	1-2	0-0	0 0 1	3 4	5	0	2	0	1	0	0	2
10 DJ Rodman	F	16:03	0-1	0-0	2-2	1 2 3	1	2	1	1	1	0	0	-4
0 Kobe Johnson	G	28:13	2-13	0-3	2-2	5 7 12	2	2	6	2	1	0	3	-22
1 Isaiah Collier	G	18:28	4-8	1-2	4-5	0 0 0	5	13	3	4	0	0	2	-6
5 Boogie Ellis	G	37:18	7-15	3-7	5-7	1 4 5	2	4	22	3	5	1	0	-12
24 Joshua Morgan	G	13:19	0-2	0-0	1-2	2 2 4	3	2	1	0	1	1	0	-19
6 Bronny James	G	13:59	1-4	0-2	3-4	0 2 2	1	3	5	0	1	0	0	-22
22 Arrinten Page	G	10:25	1-2	1-2	0-0	0 0 0	0	0	3	0	0	0	0	-14
4 Ozyiah Sellers	18:56	5-7	1-2	2-2	0 0 0	1 1	13	0	0	0	0	0	0	10
30 Harrison Hornery	09:53	0-2	0-1	2-2	0 3 3	0 2	0	1	1	0	1	0	0	1
33 Kijani Wright	16:31	3-4	0-0	0-0	3 3 6	2 0	6	0	0	0	0	0	0	6
Team														
Totals		24-60	6-19	21-26	13 25 38	22 21	75	9	15	4	3	7	16	

Game Time: 12:00 PM
Game Duration: 2:23
Attendance: 9,121
Officials: Don Dally, Terry Oglesby, KB Burdett, Jr.

Auburn - 87 Record: 7-2

NO. Name	Min	FG	3P	FT	Rebounds	Fouls	TP	AS	TO	ST	Blocks	+/-			
		M/A	M/A	M/A	OR DR TOT	PF	FD				BS BA				
2 Jaylin Williams	F	18:34	3-6	0-0	2 2 1	3 4	1	1	8	3	2	2	0	15	
4 Johni Broome	F	19:51	2-3	0-1	2-3	2 4 6	1	2	6	3	0	1	1	0	18
5 Chris Moore	F	10:13	3-4	0-1	0-0	0 0 0	0	0	6	0	2	0	0	10	
1 Aden Holloway	G	20:41	3-11	1-5	0-0	1 1 2	0 0 0	7	5	1	0	0	0	14	
12 Denver Jones	G	23:09	4-8	1-4	0 0	5 5 2	0 0	9	1	2	0	0	1	15	
10 Chad Baker-Mazara	19:26	3-6	3-3	2-2	1 6 7	0 1	11	1	1	1	0	1	0	15	
31 Chaney Johnson	19:55	3-5	0-1	2-2	2 2 4	4 1	8	2	0	0	0	1	0	10	
0 K.D. Johnson	15:20	2-4	1-2	1-2	0 3 3	2 1	6	2	0	4	0	0	0	10	
3 Tre Donaldson	19:19	6-8	0-2	3-4	0 0 0	2 3	15	2	1	0	0	0	0	11	
44 Dylan Cardwell	18:38	3-6	0-0	0-0	1 0 1	1 2	6	0	0	0	0	0	1	7	
24 Lior Berman	08:50	2-3	1-2	0-0	0 0 1	1 1	5	0	0	0	0	0	0	0	
20 Carter Sobera	01:31	0-0	0-0	0-0	0 0 0	0 0	0	0	0	0	0	0	0	0	
21 Blake Muschalek	01:31	0-0	0-0	0-0	0 0 0	0 0	0	0	0	0	0	0	0	0	
23 Addarin Scott	01:31	0-0	0-0	0-0	0 0 0	0 0	0	0	0	0	0	1	0	0	
42 Haston Alexander	01:31	0-0	0-0	0-0	0 0 0	1 1	0	0	0	0	0	0	0	0	
Team															
Totals		34-64	7-21	12-15	9 27 36	16 9	87	19	7	9	5	1	25		

Game Time: 7:00 PM
Game Duration: 2:04
Attendance: 9,121
Officials: Chuck Jones, Tony Greene, Brian Dorsy

Southern California - 75 Record: 5-5

NO. Name	Min	FG	3P	FT	Rebounds	Fouls	TP	AS	TO	ST	Blocks	+/-		
		M/A	M/A	M/A	OR DR TOT	PF	FD				BS BA			
2 Jaylin Williams	F	25:42	6-9	2-4	0-1	0 3 3	2	1	14	2	0	0	0	16
4 Johni Broome	F	22:41	4-14	0-2	3-3	1 2 3	2	11	0	0	0	4	1	4
5 Chris Moore	F	10:36	0-2	0-1	3-4	1 1 2	4	2	3	1	1	0	1	0
1 Aden Holloway	G	23:37	5-10	4-7	1-2	0 2 2	2	15	6	0	0	0	0	10
12 Denver Jones	G	23:08	2-4	2-2	6-6	1 2 3	3	12	1	1	1	0	1	8
10 Chad Baker-Mazara	21:50	1-3	0-1	5-6	1 3 4	1 4	7	0	0	1	0	1	11	
31 Chaney Johnson	14:18	1-3	0-1	1-1	1 2 3	2 1	3	0	1	1	0	0	0	10
0 K.D. Johnson	16:52	2-6	0-2	1-2	1 0 1	3 1	5	0	3	1	0	0	0	8
3 Tre Donaldson	16:23	3-4	0-0	1-1	0 2 2	0 1	7	5	1	2	0	0	0	6
44 Dylan Cardwell	17:19	4-5	0-1	3-4	2 3 5	3 3	11	2	0	3	2	2	0	12
24 Lior Berman	07:34	1-1	0-0	1-2	1 0 1	1 1	3	1	0	0	0	0	0	8
Team														
Totals		29-61	8-21	25-32	10 25 35	22 22	91	18	8	9	7	3	16	

Game Time: 12:00 PM
Game Duration: 2:23
Attendance: 9,121
Officials: Don Dally, Terry Oglesby, KB Burdett, Jr.

	UNCA	AUB
Biggest lead	2 (1 st 10:05)	31 (2 nd 6:15)
Best Scoring Run	5 (1 st 11:22)	11 (1 st 3:10)
Lead Changes	4	4
Times Tied	4	4
Time with Lead	01:31	35:00

Points from	UNCA	AUB
Turnovers	7	17
Paint	28	50
Second Chance	9	11
Fast Breaks	8	23
Bench	17	51

Period by Period Scoring	1st	2nd	TOT
UNCA	27	35	62
AUB	39	48	87

	USC	AUB
Biggest lead	3 (1 st 16:41)	23 (2 nd 9:38)
Best Scoring Run	8 (2 nd 8:11)	12 (2 nd 17:48)
Lead Changes	4	4
Times Tied	0	0
Time with Lead	02:27	37:10

Points from	USC	AUB
Turnovers	5	19
Paint	32	42
Second Chance	10	12
Fast Breaks	8	12
Bench	30	36

Period by Period Scoring	1st	2nd	TOT
USC	35	40	75
AUB	49	42	91

GAME 11 | AUBURN 82, ALABAMA STATE 62

Alabama St. - 62 Record: 4-7

NO. Name	Min	FG	3P	FT	Rebounds	Fouls	TP	AS	TO	ST	Blocks	+/-		
		M/A	M/A	M/A	OR DR TOT	PF	FD				BS BA			
35 Ubong Okon	C	31:43	1-1	0-0	2 2 4	3 7	3	2	4	1	1	3	0	-7
3 C.J. Hines	G	26:59	1-8	0-2	1 2 3	3 2	4	1	1	2	1	0	1	-7
11 Micah Octave	G	20:22	1-2	0-1	0 0 3	3 3	2	2	1	2	3	0	0	-10
20 Antonio "TJ" Madlock	G	25:05	5-11	0-1	6-7	0 3 3	5	16	1	2	2	1	0	4
24 Isaiah Range	G	33:13	7-15	2-8	0 1	2 2	1	16	5	2	0	1	0	-18
55 Sean Smith	15:19	1-7	0-1	2-2	0 1 1	2 1	4	0	2	1	0	3	-20	
25 Jasteven Walker	17:23	1-2	0-1	0-0	0 1 1	4 1	2	1	0	2	0	0	-19	
5 Kendall Parker	26:40	5-10	2-4	2-2	0 1 1	4 1	14	1	3	2	0	0	-26	
23 Eric Coleman	00:46	0-0	0-0	0-0	0 0 0	0 0	0	0	0	0	0	0	-5	
10 Jabari Williams	01:18	0-0	0-0	0-0	0 0 0	0 0	0	0	0	0	0	1	0	4
12 Londan Coleman	01:18	0-0	0-0	0-0	0 0 0	0 0	0	0	0	0	0	0	0	4
Team														
Totals		22-56	4-18	14-16	6 21 27	24 13	62	7	18	14	5	5	-20	

Game Time: 7:00 PM
Game Duration: 2:04
Attendance: 9,121
Officials: Chuck Jones, Tony Greene, Brian Dorsy

Chattanooga at Auburn Record: 8-5

NO. Name	Min	FG	3P	FT	Rebounds	Fouls	TP	AS	TO	ST	Blocks	+/-		
		M/A	M/A	M/A	OR DR TOT	PF	FD				BS BA			
4 Sam Alexis	F	23:20	5-11	1-2	2-4	3 3 6	1	2	13	0	1	3	5	-16
10 Tyler Millin	F	22:57	1-8	0-5	0 0	1 2 3	2	0	0	1	0	0	0	-24
25 Jan Zidek	F	19:22	3-7	1-5	0 0	2 2 3	1	7	3	3	1	0	0	-27
2 Trey Bonham	G	31:45	2-12	1-4	4-4	0 4 4	1	2	9	3	2	2	0	-26
3 Honor Huff	G	30:41	4-8	4-8	3-3	0 2 2	2	2	15	4	1	0	1	-35
22 Demetrius Davis	20:02	2-3	2-3	0-0	0 0 0	4 0	0	0	0	0	0	0	0	-17
34 Rhylen Brady	15:26	1-2	1-1	0-0	1 1 2	0 1	3	2	1	0	0	0	-6	
77 Mandy Cole	11:05	2-2	0-0	1-3	0 1 1	1 4	5	2	1	0	0	0	-11	
0 Noah Melson	18:42	2-6	1-3	1-2	0 0 0	2 1	6	0	0	1	0	0	-10	
11 Rudy Fitzgibbons III	06:40	0-2	0-2	0-0	0 0 0	2 0	2	0	2	0	0	0	-3	
Team														
Totals		22-61	11-33	11-16	7 16 23	18 13	66	16	10	5	3	8	-35	

Game Time: 8:00 PM
Game Duration: 1:51
Attendance: 9,121
Officials: Owen Shortt, Rob Rokers, Matt Jarmen

Auburn - 82 Record: 9-2

2023-24 BOX SCORES

GAME 13 | #25 AUBURN 88, PENN 68

 Official Basketball Box Score - Final
Penn at Auburn
01/02/24 Neville Arena, Auburn
2023-24 Men's Basketball
Game Time: 8:00 PM
Game Duration: 1:53
Attendance: 9,121
Officials: Pat Adams, Bharat Ramnana, Tony Chizzia

Penn - 68 Record: 9-7

NO. Name	Min	FG	3P	FT	Rebounds	Fouls	TP	AS	TO	ST	Blocks	+/-
		M/A	M/A	M/A	OR DR TOT	PF FD					BS BA	
13 Nick Spinoso	C 31:29	3-11	0-1	2-4	2 5 7	3 2	8	6	4	1	1 2	-11
4 Tyler Perkins	G 34:03	5-16	1-4	2-3	4 4 8	3 3	13	2	3	1	0 0	-9
11 Sam Brown	G 33:44	7-9	4-6	2-4	0 3 3	1 2	20	0	2	0	0 0	-11
15 Andrew Laczkowski	G 21:39	3-4	1-2	0-0	3 0 3	0 0	7	0	0	1	0 0	2
40 George Smith	G 27:15	2-7	0-3	0-1	2 1 3	2 2	4	1	2	1	0 1	-13
10 Ed Holland III	12:57	1-3	0-1	2-2	0 2 2	1 1	4	0	0	0	1 2	-24
24 Reese McMullen	08:52	0-1	0-1	0-0	1 0 1	0 0	0	1	0	0	0 0	-16
3 Johnnie Walter	08:31	1-2	1-2	0-0	0 2 2	1 1	3	0	0	0	0 0	-9
35 Niklas Polonowski	19:31	3-6	3-6	0-0	0 3 3	1 0	9	1	0	0	0 0	-8
5 Cam Thrower	01:59	0-2	0-2	0-0	0 0 0	0 0	0	0	0	0	0 0	-1
Team					0 3 3		0	0	2			
Totals		25-61	10-28	8-14	12 23 35	12 11	68	11	13	4	2 5	-20

Shooting By Period:
1st FG% 12.32 37.5%
3PT% 3-14 21.4%
FT% 5-7 71.4%
2nd FG% 13.29 44.8%
3PT% 7-14 50.0%
FT% 3-7 42.9%
GM FG% 25-61 41.0%
3PT% 10-28 35.7%
FT% 8-14 57.1%
Dead Ball Rebounds: 4, 0
Technical Fouls: Brown 1st; 0:03

GAME 14 | #25/#24 AUBURN 83, ARKANSAS 51

 Official Basketball Box Score - Final
Auburn at Arkansas
01/06/24 Bud Walton Arena, Fayetteville, Ark.
2023-24 Men's Basketball
Game Time: 1:00 PM
Game Duration: 1:54
Attendance: 19,200
Officials: Doug Shows, K.B. Burdett Jr., Chuck Jones

Auburn - 83 Record: 12-2 (1-0)

NO. Name	Min	FG	3P	FT	Rebounds	Fouls	TP	AS	TO	ST	Blocks	+/-
		M/A	M/A	M/A	OR DR TOT	PF FD					BS BA	
2 Jaylin Williams	F 24:40	5-9	1-3	0-0	0 3 3	0 0	11	1	1	0	0 0	13
4 Johni Broome	F 24:49	7-13	0-2	0-0	3 5 8	1 3	14	3	2	2	0 0	7
5 Chris Moore	F 13:54	0-1	0-0	0-0	1 0 1	0 0	0	0	2	1	0 1	7
1 Aden Holloway	G 20:17	2-9	1-4	0-0	1 4 5	1 0	5	0	0	0	0 0	1
12 Denver Jones	G 18:48	2-5	1-1	2-3	0 0 0	2 2	7	1	0	1	1 1	26
10 Chad Baker-Mazara	21:09	5-9	2-3	4-4	1 3 4	2 2	16	3	0	0	0 0	21
0 K.D. Johnson	19:33	2-8	0-2	2-2	0 2 2	2 1	6	2	1	0	0 0	0
3 Tre Donaldson	19:43	5-6	1-1	0-0	0 7 7	1 0	11	4	1	0	0 0	31
31 Chaney Johnson	15:20	2-5	1-1	0-0	0 3 3	3 1	5	0	0	0	0 2	19
44 Dylan Cardwell	13:32	3-3	0-0	0-2	3 5 8	3 1	6	0	0	0	2 0	19
24 Lior Berman	06:36	1-2	0-1	0-0	1 1 1	1 1	2	1	0	0	0 0	10
23 Addarin Scott	01:39	0-0	0-0	0-0	1 1 1	0 0	0	1	0	0	0 0	6
Team					2 1 3		0	0	0			
Totals		34-70	7-18	8-11	11 35 46	14 11	83	16	7	5	5 4	32

Shooting By Period:
1st FG% 15-37 40.5%
3PT% 2-10 20.0%
FT% 5-6 83.3%
2nd FG% 19-33 57.6%
3PT% 5-8 62.5%
FT% 3-5 60%
GM FG% 34-70 48.6%
3PT% 7-18 38.9%
FT% 8-11 72.7%
Dead Ball Rebounds: 2, 0
Technical Fouls: Baker-Mazara 1st; 2:52; Donaldson 1st; 0:54

Auburn - 88 Record: 11-2

NO. Name	Min	FG	3P	FT	Rebounds	Fouls	TP	AS	TO	ST	Blocks	+/-
		M/A	M/A	M/A	OR DR TOT	PF FD					BS BA	
2 Jaylin Williams	F 27:41	3-7	2-5	0-0	2 1 3	0 1	8	3	1	0	0 0	14
4 Johni Broome	F 27:57	9-10	3-4	3-4	1 11 12	1 3	24	2	2	1	3 0	12
5 Chris Moore	F 14:43	1-2	0-1	0-0	0 0 0	1 1	2	0	1	2	0 0	8
1 Aden Holloway	G 18:30	1-5	1-5	0-0	0 1 1	1 0	3	6	1	1	0 0	6
12 Denver Jones	G 16:49	4-9	2-7	2-2	1 0 1	1 1	12	1	0	0	0 0	-1
10 Chad Baker-Mazara	19:35	5-10	1-3	5-6	1 0 1	2 2	16	0	0	0	1 1	20
31 Chaney Johnson	14:21	0-2	0-1	0-0	1 0 1	0 0	0	0	1	0	0 0	2
0 K.D. Johnson	22:48	3-6	1-4	4-6	2 3 5	1 3	11	4	0	1	0 0	21
3 Tre Donaldson	21:07	2-9	2-5	0-0	1 3 4	0 0	6	3	0	1	0 1	14
44 Dylan Cardwell	09:15	3-3	0-0	0-0	1 2 3	4 0	6	3	0	0	0 0	12
24 Lior Berman	05:42	0-0	0-0	0-0	0 0 0	0 0	0	0	0	0	0 0	-8
20 Carter Sobera	00:23	0-0	0-0	0-0	0 0 0	0 0	0	0	0	0	0 0	0
21 Blake Muschalek	00:23	0-0	0-0	0-0	0 0 0	0 0	0	0	0	0	0 0	0
23 Addarin Scott	00:23	0-0	0-0	0-0	0 0 0	0 0	0	0	0	0	0 0	0
55 Jalen Harper	00:23	0-0	0-0	0-0	0 0 0	0 0	0	0	0	0	0 0	0
Team					1 5 6		0	0				
Totals		31-63	12-35	14-18	11 26 37	11 11	88	19	6	6	5 2	20

Shooting By Period:
1st FG% 16-29 55.2%
3PT% 10-19 52.6%
FT% 9-12 75%
2nd FG% 15-34 44.1%
3PT% 2-16 12.5%
FT% 5-6 83.3%
GM FG% 31-63 49.2%
3PT% 12-35 34.3%
FT% 14-18 77.8%
Dead Ball Rebounds: 2, 0
Technical Fouls: NONE

Arkansas - 51 Record: 9-5 (0-1)

NO. Name	Min	FG	3P	FT	Rebounds	Fouls	TP	AS	TO	ST	Blocks	+/-	
		M/A	M/A	M/A	OR DR TOT	PF FD					BS BA		
2 Trevon Brazile	F 33:27	5-9	1-5	0-0	1 6 7	1 2	11	0	1	0	3 0	-21	
8 Chandler Lawson	F 12:24	1-4	1-3	0-0	0 0 0	2 1	3	0	2	1	0 0	-14	
11 Jalen Graham	F 19:50	2-8	0-0	0-0	4 2 6	2 0	4	0	0	2	0 1	-7	
1 Keyon Menifield Jr.	G 31:17	5-15	4-9	0-3	0 3 3	0 2	14	4	2	1	0 3	-17	
12 Tramon Mark	G 39:38	3-8	1-3	3-4	1 4 5	1 3	20	2	1	0	0 0	-14	
4 Davonte Davis	25:04	0-4	0-2	2-2	0 1 1	3 2	2	1	2	0	0 1	-22	
0 Khalif Battle	16:49	1-4	0-1	2-4	0 2 2	1 1	4	0	1	0	1 0	-17	
15 Makhi Mitchell	09:15	1-3	0-0	0-0	0 3 3	1 0	2	1	0	0	0 0	-20	
3 El Ellis	07:07	0-2	0-1	0-0	0 1 1	0 0	0	0	1	0	0 0	-3	
6 Layden Blocker	02:14	0-0	0-0	0-0	0 0 0	0 0	0	0	0	0	1 0	0	-13
5 Joseph Pinion	06:00	0-0	0-0	0-0	0 2 2	0 0	0	0	2	0	0 0	-9	
7 Denijay Harris	03:12	0-1	0-0	0-0	0 0 0	0 0	0	0	0	0	0 0	-3	
10 Baye Fall	03:43	0-0	0-0	1-2	0 0 0	1 1	0	0	0	0	0 0	-8	
Team					1 1 2		0	0					
Totals		18-58	7-24	8-15	7 25 32	11 12	51	8	13	4	4 5	-32	

Shooting By Period:
1st FG% 12-31 38.7%
3PT% 4-15 26.7%
FT% 2-7 28.6%
2nd FG% 6-27 22.2%
3PT% 3-9 33.3%
FT% 6-8 75%
GM FG% 18-58 31.0%
3PT% 7-24 29.2%
FT% 8-15 53.3%
Dead Ball Rebounds: 5, 1
Technical Fouls: NONE

	PEN	AUB
Biggest lead	0 (1 st 20:00)	24 (2 nd 8:34)
Best Scoring Run	8 (2 nd 6:37)	11 (1 st 12:12)
Lead Changes	0	
Times Tied	0	
Time with Lead	00:00	39:17

Points from	PEN	AUB
Turnovers	5	15
Paint	26	28
Second Chance	11	10
Fast Breaks	7	11
Bench	16	39

Period by Period Scoring	PEN	1st	2nd	TOT
TOT	32	36	68	
AUB	51	37	88	

	AUB	ARK
Biggest lead	32 (2 nd 0:26)	6 (1 st 14:44)
Best Scoring Run	10 (2 nd 13:57)	8 (1 st 14:44)
Lead Changes	6	
Times Tied	6	
Time with Lead	30:30	05:48

Points from	AUB	ARK
Turnovers	10	6
Paint	48	18
Second Chance	13	4
Fast Breaks	17	7
Bench	46	9

Period by Period Scoring	AUB	1st	2nd	TOT
TOT	37	46	83	
ARK	30	21	51	

Game Notes: 1st Half 17:21 Double Personal Fouls AR #8, AUB #4 • 1st Half 17:01 Flagrant 1 AR #11 • 1st Half 12:52 Class A Technical Fouls AUB #10 • 1st Half 05:46 Class A Technical Fouls AUB #3 • 2nd Half 14:11 Flagrant 1 AR #4

GAME 15 | #16/#16 AUBURN 66, TEXAS A&M 55

 Official Basketball Box Score - Final
Texas A&M at Auburn
01/09/24 Neville Arena, Auburn
2023-24 Men's Basketball
Game Time: 8:00 PM
Game Duration: 2:18
Attendance: 9,121
Officials: Don Daryl, Owen Shortt, Michael Roberts

Texas A&M - 55 Record: 9-6 (2-2)

NO. Name	Min	FG	3P	FT	Rebounds	Fouls	TP	AS	TO	ST	Blocks	+/-
		M/A	M/A	M/A	OR DR TOT	PF FD					BS BA	
10 Wildens Laveque	F 13:25	1-4	0-0	0-0	1 3 4	3 0	2	0	1	0	0 1	-1
15 Henry Coleman III	F 34:49	7-11	0-0	3-3	2 3 5	1 4	17	0	7	1	0 0	-1
2 Hayden Hefner	G 23:09	3-7	1-5	1-2	2 0 2	3 1	8	1	3	0	0 0	2
4 Wade Taylor IV	G 36:15	2-16	0-8	4-4	0 3 3	3 3	8	1	2	3	0 0	-5
23 Tyrrece Radford	G 33:39	4-13	1-2	5-6	3 4 7	2 3	14	3	3	3	0 2	-6
11 Andersson Garcia	30:32	1-4	1-1	3-4	6 7 13	4 3	6	2	2	4	0 2	-16
0 Jace Carter	17:21	0-3	0-1	0-0	2 3 5	3 0	0	0	0	0	0 0	-18
35 Manny Obaseki	04:32	0-2	0-0	0-0	1 0 1	1 0	0	0	0	0	1 1	-10
5 Eli Lawrence	06:18	0-2	0-2	0-0	0 1 1	0 1	0	1	0	0	1 0	0
Team					2 1 3		0	1				
Totals		18-62	3-19	16-19	19 25 44	20 15	55	8	19	11	2 6	-11

Shooting By Period:
1st FG% 9-35 25.7%
3PT% 2-12 16.7%
FT% 2-4 50%
2nd FG% 9-27 33.3%
3PT% 1-7 14.3%
FT% 14-15 93.3%
GM FG% 18-62 29.0%
3PT% 3-19 15.8%
FT% 16-19 84.2%
Dead Ball Rebounds: 2, 0
Technical Fouls: NONE

 Official Basketball Box Score - Final
LSU at Auburn
01/13/24 Neville Arena, Auburn
2023-24 Men's Basketball
Game Time: 5:00 PM
Game Duration: 2:03
Attendance: 9,121
Officials: Steven Anderson, Todd Austin, Lee Cassell

LSU - 78 Record: 10-6 (3-1)

NO. Name	Min	FG	3P	FT	Rebounds	Fouls	TP	AS	TO	ST	Blocks	+/-
		M/A	M/A	M/A	OR DR TOT	PF FD					BS BA	
20 Derek Fountain	F 18:37	0-2	0-1	0-0	1 3 4	2 0	0	0	1	1	0 0	-8
9 Will Baker	C 28:43	4-9	0-3	5-8	5 10 14	4 6	13	1	0	0	0 0	-7
2 Mike Williams III	G 13:23	1-3	1-1	0-2	0 1 1	2 1</						

2023-24 BOX SCORES

GAME 17 | #13/#11 AUBURN 80, VANDERBILT 65



Official Basketball Box Score - Final
Vanderbilt at Auburn
 02/16/22 Auburn Arena, Auburn
 2021-22 Men's Basketball

Game Time: 8:00 PM
 Game Duration: 2:03
 Attendance: 9,121

Officials: Pat Adams, Chuck Jones, K.B. Burdett, Jr.

Vanderbilt - 80 Record: 13-12 (5-8)

NO. Name	Min	FG			Rebounds			Fouls			TP	AS	TO	ST	Blocks		+/-	Shooting By Period															
		M-A	3P-M	FT-M	OR	DR	TOT	PF	FD	FT					1st	2nd		3rd															
10 Myles Stute	F 26:25	2-4	2-4	0-0	0	1	1	3	0	6	0	2	0	0	0	0	-19	1st FG%	12-23	52.2%													
42 Quentin Millora-Brown	F 25:03	3-4	0-0	1-2	2	2	4	4	2	7	0	2	0	0	1	3		3PT%	4-7	57.1%													
21 Liam Robbins	C 23:41	3-7	1-3	1-3	0	3	3	2	4	8	0	0	0	1	1	-9		FT%	10-12	83.3%													
2 Scotty Pippen Jr.	G 36:09	7-18	1-6	14-16	1	4	5	3	11	29	6	3	5	0	3	-12	2nd FG%	13-33	39.4%														
4 Jordan Wright	G 25:51	6-12	0-2	3-5	2	4	6	4	4	15	1	3	2	1	2	1		3PT%	1-12	8.3%													
5 Shane Dezonie	08:39	1-3	0-0	0-0	0	2	2	0	0	2	0	1	1	0	1	-11		FT%	15-20	75%													
12 Trey Thomas	18:35	1-2	1-2	0-0	0	0	0	1	0	3	0	0	1	0	0	-14	GM FG%	25-56	44.6%														
23 Jemaine Mann	12:29	2-4	0-1	6-6	1	1	2	3	4	10	0	2	3	1	1	-4		3PT%	5-19	26.3%													
33 Drew Weikert	13:09	0-1	0-1	0-0	0	0	0	1	1	0	0	0	2	0	0	-4		FT%	25-32	78.1%													
15 Terren Frank	09:59	0-1	0-0	0-0	0	1	1	2	0	0	0	2	0	0	0	-1		Dead Ball Rebounds: 2, 0															
Team																2	0	2	0	1													
Totals	25-56		5-19		25-32		8		18		26		23		26		80		7		16		14		3		9		-14				

Technical Fouls: NONE

Auburn - 84 Record: 24-2 (12-1)

NO. Name	Min	FG			Rebounds			Fouls			TP	AS	TO	ST	Blocks		+/-	Shooting By Period															
		M-A	3P-M	FT-M	OR	DR	TOT	PF	FD	FT					1st	2nd		3rd															
10 Jabari Smith	F 27:40	10-16	7-10	4-7	0	4	4	3	6	31	3	2	1	0	0	2		1st FG%	14-23	48.3%													
13 Walker Kessler	F 27:18	8-10	0-1	6-7	0	7	7	2	6	22	1	1	1	7	0	4		3PT%	6-14	42.9%													
0 K.D. Johnson	G 22:57	3-5	1-2	0-0	0	1	1	4	2	7	3	2	0	0	1	12		FT%	8-10	80%													
12 Zep Jasper	G 15:54	0-0	0-0	0-0	0	0	0	0	0	4	1	0	0	1	0	0	-8	2nd FG%	17-24	70.8%													
22 Allen Flanigan	G 23:15	1-2	0-0	0-0	0	1	1	4	0	2	1	6	1	0	1	-6		3PT%	5-8	62.5%													
1 Wendell Green Jr.	30:42	3-10	2-5	4-4	1	6	7	2	2	12	9	2	2	0	1	25		GM FG%	31-53	58.5%													
44 Dylan Cardwell	12:42	2-2	0-0	0-0	0	3	3	0	4	1	0	0	1	0	10			3PT%	11-22	50.0%													
35 Devan Cambridge	23:57	2-5	1-3	1-2	1	0	1	1	3	6	0	1	2	1	0	25		FT%	21-26	80.8%													
2 Jaylin Williams	12:20	1-2	0-1	6-6	1	3	4	2	3	8	1	2	0	0	0	-3		Dead Ball Rebounds: 3, 1															
5 Chris Moore	02:00	1-1	0-0	0-0	0	0	0	1	0	2	1	0	0	0	0	-3																	
14 Preston Cook	01:15	0-0	0-0	0-0	0	0	0	0	0	0	0	1	0	0	0	-3																	
Team																3	2	5	0	0													
Totals	31-53		11-22		21-26		6		27		33		27		23		94		20		17		8		9		3		14				

Technical Fouls: Coach 1st 17:53

	VAN	AUB
Biggest lead	11 (1 st 17:23)	20 (2 nd 2:30)
Best Scoring Run	11 (1 st 17:23)	11 (1 st 13:36)
Lead Changes	1	
Times Tied	2	
Time with Lead	18:07	20:45

	Points from		Turnovers	Paint	Second Chance	Fast Breaks	Bench
	VAN	AUB					
Points from	20	19					
Turnovers	36	36					
Paint	11	8					
Second Chance	11	8					
Fast Breaks	6	12					
Bench	15	32					

Period by Period Scoring	VAN		AUB	
	1st	2nd	TOT	TOT
Period by Period Scoring	38	42	80	
Period by Period Scoring	42	52	94	

GAME 18 | #13/#11 AUBURN 82, OLE MISS 59



Official Basketball Box Score - Final
Ole Miss at Auburn
 01/20/24 Neville Arena, Auburn
 2023-24 Men's Basketball

Game Time: 7:30 PM
 Game Duration: 1:51
 Attendance: 9,121

Officials: Joe Lindsay, Byron Jarrett, Patrick Evans

Ole Miss - 59 Record: 15-3 (2-3)

NO. Name	Min	FG			Rebounds			Fouls			TP	AS	TO	ST	Blocks		+/-	Shooting By Period															
		M-A	3P-M	FT-M	OR	DR	TOT	PF	FD	FT					1st	2nd		3rd															
4 Jaemyn Brakefield	F 23:48	3-10	1-4	0-0	0	2	2	1	0	7	0	1	1	0	1	-10		1st FG%	12-26	46.2%													
33 Moussa Cisse	C 18:11	4-4	0-0	0-0	3	2	5	2	3	8	0	1	0	0	0	-10		3PT%	2-9	22.2%													
5 Jaylen Murray	G 26:44	3-6	2-5	0-0	1	0	1	1	0	8	3	2	1	0	0	-30		FT%	1-2	50%													
7 Allen Flanigan	G 28:54	3-10	0-1	4-4	0	4	4	1	5	10	1	3	2	0	1	-21	2nd FG%	9-31	29.0%														
11 Matthew Murrell	G 29:39	3-8	0-2	2-2	0	1	1	0	1	8	2	2	3	0	0	-27		3PT%	2-8	25.0%													
0 Brandon Murray	21:07	1-5	1-3	2-3	1	0	1	2	3	5	1	3	0	1	0	-13		FT%	12-16	75%													
3 Jamarion Sharp	17:49	2-3	0-0	2-4	5	3	8	2	2	6	1	1	0	2	0	-10	GM FG%	21-57	36.8%														
2 TJ Caldwell	13:20	1-7	0-2	0-0	1	1	2	2	0	2	0	0	2	0	0	-6		3PT%	4-17	23.5%													
1 Austin Nunez	11:33	0-2	0-0	0-0	1	1	2	1	0	0	3	1	1	0	2	5		FT%	13-18	72.2%													
25 Rashaud Marshall	08:56	1-2	0-0	3-5	2	0	2	1	3	5	0	0	0	0	1	7		Dead Ball Rebounds: 5, 0															
Team																2	0	2	0	3													
Totals	21-57		4-17		13-18		16		14		30		13		17		59		11		17		10		3		5		-23				

Technical Fouls: NONE

Auburn - 82 Record: 16-2 (5-0)

NO. Name	Min	FG			Rebounds			Fouls			TP	AS	TO	ST	Blocks		+/-	Shooting By Period															
		M-A	3P-M	FT-M	OR	DR	TOT	PF	FD	FT					1st	2nd		3rd															
2 Jaylin Williams	F 21:44	5-7	1-1	2-2	1	0	1	2	2	13	1	1	0	1	0	16		1st FG%	18-27	66.7%													
4 Johni Broome	F 21:15	5-9	1-2	2-2	2	3	5	2	3	13	2	4	3	1	1	13		3PT%	6-10	60.0%													
5 Chris Moore	F 15:07	1-2	0-0	0-0	0	0	0	0	0	2	0	1	0	0	0	-7		FT%	4-4	100%													
1 Aden Holloway	G 22:01	3-7	1-4	2-2	1	0	1	0	1	9	3	0	1	0	0	-14	2nd FG%	14-28	50.0%														
12 Denver Jones	G 20:09	2-4	1-2	0-0	0	1	1	0	0	5	1	1	0	0	0	12		3PT%	6-7	85.7%													
10 Chad Baker-Mazara	13:38	2-2	1-1	0-0	0	1	1	1	1	5	2	1	1	0	0	20		GM FG%	32-55	58.2%													
0 K.D. Johnson	18:49	3-8	1-4	1-1	0	2	2	3	2	8	1	1	2	0	1	11		3PT%	8-18	44.4%													
3 Tre Donaldson	16:57	1-2	1-2	0-0	0	0	0	1	0	3	3	1	1	0	0	9		FT%	10-11	90.9%													
44 Dylan Cardwell	17:43	5-6	0-0	2-2	2	1	3	1	3	12	3	4	1	0	0	10		Dead Ball Rebounds: 0, 1															
31 Chaney Johnson	18:16	3-4	0-0	0-0	0	5	5	2	0	6	2	1	0	1	0	7																	
20 Lior Berman	10:14	1-2	1-2	1-2	1	2	3	3	1	4	0	0	0	0	0	0	10																
20 Carter Sobera	01:02	0-0	0-0	0-0	0	1	1	0	0	0	0	0	0	0	0	0	0																
21 Blake Muschalek	01:02	0-0	0-0	0-0	0	0	0	0	0	0	1	0	0	0	0	0	0																
23 Addarin Scott	01:02	1-1	0-0	0-0	0	0	0	1	0	2	0	0	0	2	0	0	0																
55 Jalen Harper	01:02	0-1	0-0	0-0	0	0	0	0	0	0	0	0	0	0	1	0	0																
Team																3	3	6	0	1													
Totals	32-55		8-18		10-11		10		19		29		17		13		82		19		16		9		5		3		23				

Technical Fouls: NONE

	OLE	AUB
Biggest lead	2 (1 st 19:27)	