

# SOFTBALL

**2022 MEDIA GUIDE**





INTRODUCTION

Table of Contents	2
Gameday Experience	3
Jane B. Moore Field	4
Gregg E. Heim Player Development Center	5
Dr. Jane B. Moore	6-7
2022 Schedule & Quick Facts	8

MEET THE TEAM

2022 Roster	10
Head Coach Mickey Dean	11-13
Assistant Coach Eugene Lenti	14
Assistant Coach Emily Carosone	15
Support Staff	16
Seniors	17-20
Juniors	21-29
Sophomores	30-41
Freshmen	42-46

2021 IN REVIEW

Results	47
Team Statistics	48-49
Game-by-Game Hitting	50
Game-by-Game Pitching	51
Single-Game Highs	52
Honors & Awards	53

RECORD BOOK

Honors & Awards	55-58
Team Game Records	59-60
Team SEC Game Records	61-62
Miscellaneous Game Records	63
Team Season Records	64-67
Team SEC Season Records	68-70
Yearly Leaders	71-77
Yearly Leaders (SEC Play)	78-85
Individual Game Records	86-87
Individual SEC Game Records	88-89
Auburn Class Records	90-93
Auburn Class Records (SEC Play)	94-97
Individual Season Records	98-101
Individual SEC Season Records	102-105
Individual Career Records	106-109
Individual SEC Career Records	110-113
Perfect Games & No Hitters	114

ALL-TIME RESULTS

Year-By-Year Records	116
Year-By-Year Statistics	117
Year-By-Year Results	118-126
Records Versus Opponents	127
All-Time Series Results	128-145
All-Time Final SEC Standings	146-149
All-Time National Rankings	150

POSTSEASON HISTORY

Auburn at SEC Tournaments	152-153
Auburn at NCAA Regionals	154-155
Auburn at NCAA Super Regionals	156
Auburn at Women's College World Series	157

ALL-TIME ROSTER

All-Time Head Coaches & Assistant Coaches	159
All-Time Letterwinners	160
All-Time Roster (By Name)	161
All-Time Roster (By Jersey Number)	162
All-Time Roster (By State)	163


MEDIA SPOT CHART

Spot Chart	164
------------	-----



CREDITS

The 2022 Auburn Softball Media Guide is published by the Auburn Athletics Communications Office, a division of the Auburn Athletics Department. The guide was edited by Taylor Shirey with editorial assistance from Tucker Cleverdon. Photography provided by Shanna Lockwood, Wade Rackley, Cat Wofford, Matthew Shannon, Dylan Baker, Jacob Taylor and Grayson Belanger. For more information on Auburn Athletics, please call the Communications Office at 334-844-9800 or go to [www.AuburnTigers.com](http://www.AuburnTigers.com).





JANE B. MOORE FIELD

GENERAL INFORMATION

First Year \_\_\_\_\_ 1998  
 Years \_\_\_\_\_ Entering 25th  
 Surface \_\_\_\_\_ Natural Grass  
 All-Time Record \_\_\_\_\_ 439-190-1 (.698)  
 Most Wins in a Season \_\_\_\_\_ 35 (2016)  
 Capacity \_\_\_\_\_ 2,316

DIMENSIONS

Left Field \_\_\_\_\_ 201  
 Center Field \_\_\_\_\_ 220  
 Right Field \_\_\_\_\_ 201

YEAR-BY-YEAR RECORDS

1998	1-7
1999	7-12-1
2000	20-16
2001	12-12
2002	19-8
2003	11-11
2004	19-5
2005	26-5
2006	19-8
2007	14-11
2008	19-6
2009	14-12
2010	18-8
2011	23-8
2012	18-9
2013	22-12
2014	28-7
2015	32-3
2016	35-6
2018	29-3
2019	24-7
2020	11-2
2021	18-12

TOP-15 ATTENDANCE RECORDS

Att.	Date	Opponent	Result
2,620	2/25/17	Yale	W, 9-0
2,477	5/26/17	Oklahoma	L, 4-0
2,476	4/8/17	Ole Miss	L, 10-4
2,420	2/18/17	Evansville	W, 5-3
2,420	5/27/17	Oklahoma	L, 5-2
2,414	4/16/18	Tennessee	L, 2-1
2,372	3/4/17	Charleston	W, 14-0
2,331	4/29/17	Mississippi State	W, 6-2
2,305	4/7/17	Ole Miss	W, 3-1
2,289	4/21/18	Arkansas	W, 4-2
2,264	4/8/18	Tennessee	W, 6-0
2,258	3/24/18	Kentucky	W, 1-0
2,233	2/19/17	Mercer	W, 10-1
2,200	4/15/17	Missouri	W, 5-4
2,173	4/9/17	Ole Miss	W, 3-1





The Gregg E. Heim Player Development Center opened in the fall of 2020. The 11,000-square foot facility is complete with six batting tunnels, a netting system, a team meeting space, pitching machines, LED lighting and a clay pitching circle.

"It's had a huge impact because we're able to bring our hitters in the mornings now so they can really focus on hitting and the weather is not a factor, so they can get out here and focus on what they're doing," head coach Mickey Dean said. "Our pitchers can get in and use the mound area and our infielders can take ground balls."

Rainy afternoons and frigid winter mornings? Not a problem anymore.

"When you're working on something, it's difficult to stay focused sometimes, even if it's not raining but if it's cold, especially in the mornings," Dean said. "It opens up time for our players and it also allows them to work on the things they need to work on without having to worry about the weather elements."

"Of course, there are times you want to train in those elements because you've got to play in those elements, but you also have to have that time where you can just focus on you and not have to worry about those outside elements. That's very beneficial."

The new facility proved instantly popular with Auburn's softball student-athletes.

"They're excited because they understand what a difference-maker it is for them to be able to work on themselves," he said. "We have tons of TVs and video monitors. It's user friendly. They can come in and all they need is someone to hold a cell phone and they can watch themselves on video on the TVs. It's very powerful for us right now."

Not only will the facility help develop current student-athletes, it will help Auburn



HEIM PLAYER DEVELOPMENT CENTER

recruit future Tigers.

"It looks great on social media," Dean said. "Any time you put in something that allows a student-athlete to enhance their development as a player it's going to draw the attention of recruits because they want to get better. This really expands that."

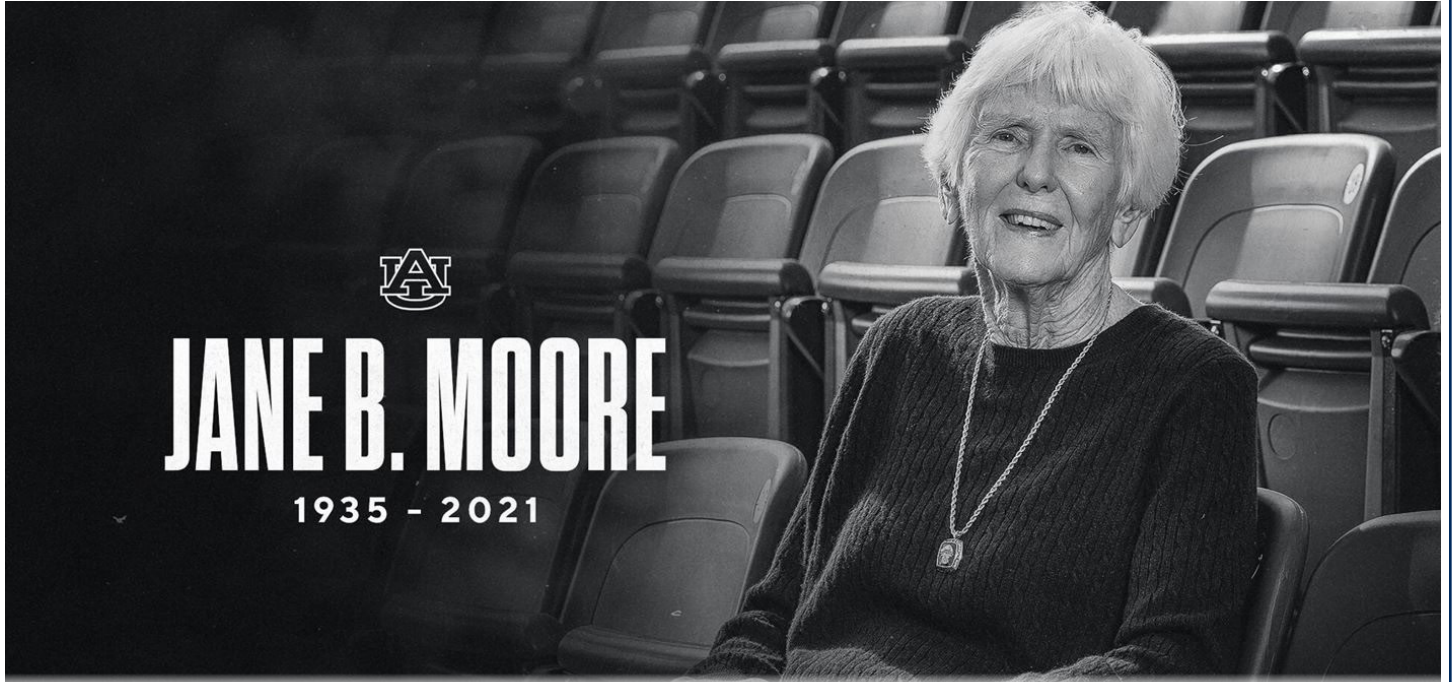
Gregg Heim graduated from Auburn University in 1965 in business administration. He served in the Army Reserve and enjoyed a distinguished insurance career for Liberty National. He loved Auburn, and when he passed away in 2019, his seven-figure estate gift, along with donations from other softball supporters, funded the facility that bears Heim's name.

"Without donors, you really don't have this level of college athletics," Dean said. "Donors are the lifeblood of your program. They are so much appreciated, whatever the amount given. When we receive an amount such as this, it has a tremendous impact on our program, on our university, even on our community because, you think about the things that we'll be allowed to do once we get through the pandemic, we can open up this facility for kids in the region to come and do camps and clinics. It has a huge impact."

"Sometimes it's really hard to understand the impact that it has not just on your program but on the community as a whole. We truly appreciate it. I feel badly because of the COVID and the pandemic because our donors weren't here to see our players' eyes and the excitement when we opened the facility up for them. There was a lot of excitement."

"With this facility, it allows us to not have to continue to change our practice times so randomly because of weather. We have might have to change it by a half-hour but it's not like we have to change it by six hours. It helps our athletes stay in a good rhythm. We seem to be in a pretty good rhythm at this point."





Dr. Jane B. Moore, perhaps the most influential woman in Auburn Athletics history, passed away on June 9, 2021.

Auburn's softball complex was named Jane B. Moore Field in her honor in 2002 and dedicated on April 26, 2003, in recognition of Moore's service to athletics at Auburn.

"For more than 50 years, Dr. Jane Moore made an indelible impact on Auburn University and Auburn Athletics," Director of Athletics Allen Greene said. "She believed in the human touch, a quality she consistently demonstrated to student-athletes, who have benefited profoundly from her example."

Moore continued to regularly attend events and support Auburn student-athletes until her passing.

"No one loved Auburn, Auburn University, the Auburn way of life, more so than Jane Moore," said former director of athletics David Housel. "You can easily say, and should say, that Jane Moore is the moral standard by which Auburn's women's athletics program is judged."

"Jane B. Moore was a staple for our program and community," Auburn softball coach Mickey Dean said. "She was a truly genuine and gracious person. It is only fitting that our venue is named after her, given her commitment and love for our team and program. She has felt like a member of my family since I took the head coaching position. She is loved and will be deeply missed by our student-athletes and staff."

Born in 1935 in Dozier, Alabama, Moore came to Auburn in 1969 after earning her Doctorate of Education in physical education from the University of Alabama.

In 1975, Moore became the first woman to serve on the Auburn University Committee on Intercollegiate Athletics. She served on multiple athletics committees for men's and women's sports for more than 40 years.



"That put me in a position to have an opportunity to help the program all the way through," Moore recalled in a 2016 video when she received the Lifetime Achievement Award from the Auburn Alumni Association. "That was a defining moment."

"In my 40 years of being around intercollegiate athletics, I don't know of anyone who was respected more than Jane Moore," Housel said.

Moore made significant professional contributions to Auburn University over a 28-year career on the faculty of the College of Education and the Department of Health and Human Performance (now the School of Kinesiology).

A pioneering researcher in motor development, Moore established the Kindergarten Motor Development Program in conjunction with the Auburn College of Education and Auburn City School System, making scholarly contributions to advance the understanding about how children move and learn to move. This venture was a one-of-a-kind testing and remediation program for young children who were participating in their early motor skills and provided practical experience for Auburn University students enrolled in Moore's classes.



"Jane B. Moore was a special person in the lives of the Auburn softball athletes," said Tina Deese, the Auburn program's first softball coach. "She was a mentor to me as a young coach and as a person. I so appreciate her guidance through the early years of the softball program. She will surely be missed by friends and athletes."

Moore consistently volunteered and provided leadership at the Food Bank of East Alabama, East Alabama Medical Center, Boys & Girls Clubs of Greater Lee County and the Alabama School of Fine Arts, among many other civic pursuits.

Her service to Auburn has been recognized with the Algernon Sydney Sullivan Award and the Pamela Wells Sheffield Award, which recognizes Auburn women exemplifying grace, character and a selfless service and commitment to Auburn University and the Auburn family.

"Dr. Jane Moore was a beloved professional colleague, good friend, an outstanding teacher, a lifelong leader in the College of Education and School of Kinesiology and a mainstay in Auburn Athletics," said Susan Nunnally, Auburn women's athletics pioneer and retired faculty member. "She may have earned a degree from that 'other university' but she was a true Auburn woman and proud to be an Auburn Tiger. There was no doubt Jane believed in Auburn and loved it."

Moore was instrumental in the establishment of WINGS (Women Inspiring and Nurturing Greatness in Student-Athletes), which promotes and supports women's athletics at Auburn by creating programs for female student-athletes.

"Dr. Moore was an incredible woman who impacted so many lives," said Meredith Jenkins, former Auburn senior woman administrator. "She gave so much of herself in support of Auburn Athletics. The program would not be what it is today without her. She loved the coaches and student-athletes and was extremely proud of their accomplishments. She was a wonderful mentor and friend. She will be deeply missed."

"She was a wonderful woman who impacted so many student-athletes," said former Auburn softball All-American Holly Currie. "She was so genuine and made us feel like she was so proud of us and our accomplishments. I am truly thankful to have known her and will forever be grateful for my time at Auburn and playing at Jane B Moore Field."

Always putting others and Auburn first and never seeking personal accolades, Moore accepted the Lifetime Achievement Award in 2016 with characteristic humility.

"I think about doing the best I can in whatever role and responsibility I have," she said. "I look back at the accomplishments not related to what I might have given to the program, but look back with pride about where we are and the giant steps that have been made through the years."





## UNIVERSITY INFORMATION

City \_\_\_\_\_ Auburn, Ala.  
 Founded \_\_\_\_\_ 1856  
 Enrollment \_\_\_\_\_ 29,776  
 Nickname \_\_\_\_\_ Tigers  
 Colors \_\_\_\_\_ Burnt Orange & Navy Blue  
 Affiliation \_\_\_\_\_ NCAA Division I  
 Conference \_\_\_\_\_ Southeastern (SEC)  
 Stadium (Capacity) \_\_\_\_\_ Jane B. Moore Field (2,316)  
 President \_\_\_\_\_ Dr. Jay Gouge  
 Athletic Director \_\_\_\_\_ Allen Greene

## TEAM INFORMATION

Letterwinners Returning/Lost \_\_\_\_\_ 20/11  
 Starters Returning/Lost \_\_\_\_\_ 4/5  
 Pitchers Returning/Lost \_\_\_\_\_ 4/1  
 Newcomers \_\_\_\_\_ 8  
 2021 Overall Record \_\_\_\_\_ 27-24  
 2021 Conference Record/Finish \_\_\_\_\_ 7-17/12th

## PROGRAM HISTORY

First Year of Softball \_\_\_\_\_ 1997  
 All-Time Record \_\_\_\_\_ 890-585-2 (.603)  
   at Jane B. Moore Field (1998-Present) \_\_\_\_\_ 439-190-1 (.698)  
   at AU City Complex (1997-98) \_\_\_\_\_ 18-18 (.500)  
   Total Home Record \_\_\_\_\_ 457-208-1 (.687)  
 All-Time SEC Record \_\_\_\_\_ 308-344 (.472)  
 SEC Tournament Appearances \_\_\_\_\_ 20  
 SEC Tournament Record \_\_\_\_\_ 21-25 (.457)  
 NCAA Tournament Appearances \_\_\_\_\_ 16  
 NCAA Tournament Record \_\_\_\_\_ 33-34 (.493)

## STAFF INFORMATION

Head Coach \_\_\_\_\_ Mickey Dean (Elon, 1987)  
 Career Softball Record \_\_\_\_\_ 601-245 (.710) / 16th Season  
 Record at Auburn \_\_\_\_\_ 123-73 (.628) / 5th Season  
 Assistant Coach \_\_\_\_\_ Eugene Lenti  
 Assistant Coach \_\_\_\_\_ Emily Carosone  
 Volunteer Assistant \_\_\_\_\_ Krista Harrell  
 Director of Operations \_\_\_\_\_ Leisa Lee

## MEDIA INFORMATION

Associate AD/Communications \_\_\_\_\_ Kirk Sampson  
 Assistant Director/Softball Contact \_\_\_\_\_ Taylor Shirey  
   Email \_\_\_\_\_ trs0010@auburn.edu  
   Phone \_\_\_\_\_ 334-750-0710  
 Mailing Address \_\_\_\_\_ Auburn Athletics Complex  
   \_\_\_\_\_ 392 S. Donahue Dr.  
 Website \_\_\_\_\_ AuburnTigers.com  
 Facebook \_\_\_\_\_ Facebook.com/AuburnSoftball  
 Twitter/Instagram \_\_\_\_\_ @AuburnSoftball

## 2022 SCHEDULE

DATE		OPPONENT	LOCATION	TIME (CT)
Feb. 11	#	SETON HALL	JANE B. MOORE FIELD	2:30 pm
Feb. 11	#	SAINT JOHN'S	JANE B. MOORE FIELD	5:00 pm
Feb. 12	#	SAINT JOHN'S	JANE B. MOORE FIELD	2:30 pm
Feb. 12	#	SETON HALL	JANE B. MOORE FIELD	5:00 pm
Feb. 13	#	UMASS	JANE B. MOORE FIELD	12:30 pm
Feb. 17	%	Texas Tech	Clearwater, Fla.	11:30 am
Feb. 18	%	Wisconsin	Clearwater, Fla.	10:30 am
Feb. 18	%	Texas	Clearwater, Fla.	3:00 pm
Feb. 19	%	UCLA	Clearwater, Fla.	9:00 am
Feb. 20	%	USF	Clearwater, Fla.	11:00 am
Feb. 23		Jacksonville State	Jacksonville, Ala.	5:00 p.m.
Feb. 25	^	ULM	JANE B. MOORE FIELD	2:30 pm
Feb. 25	^	SYRACUSE	JANE B. MOORE FIELD	5:00 pm
Feb. 26	^	DELAWARE STATE	JANE B. MOORE FIELD	2:30 pm
Feb. 26	^	BRADLEY	JANE B. MOORE FIELD	5:00 pm
Feb. 27	^	SYRACUSE	JANE B. MOORE FIELD	11:30 am
Feb. 27	^	ULM	JANE B. MOORE FIELD	2:00 pm
Mar. 2		Georgia State	Atlanta, Ga.	5:00 pm
Mar. 4	&	NORTH CAROLINA A&T	JANE B. MOORE FIELD	3:00 pm
Mar. 4	&	TOLEDO	JANE B. MOORE FIELD	5:30 pm
Mar. 5	&	TOLEDO	JANE B. MOORE FIELD	3:00 pm
Mar. 5	&	NORTH CAROLINA A&T	JANE B. MOORE FIELD	5:30 pm
Mar. 6	&	CHATTANOOGA	JANE B. MOORE FIELD	12:30 pm
Mar. 9		Alabama State	Montgomery, Ala.	TBA
Mar. 11	*	TEXAS A&M	JANE B. MOORE FIELD	6:00 pm
Mar. 12	*	TEXAS A&M	JANE B. MOORE FIELD	6:00 pm
Mar. 13	*	TEXAS A&M	JANE B. MOORE FIELD	1:00 pm
Mar. 16		Kennesaw State	Kennesaw, Ga.	5:30 p.m.
Mar. 19	*	SOUTH CAROLINA	JANE B. MOORE FIELD	1:00 pm
Mar. 20	*	SOUTH CAROLINA	JANE B. MOORE FIELD	5:00 pm
Mar. 21	*	SOUTH CAROLINA	JANE B. MOORE FIELD	6:00 pm
Mar. 23	*	ALABAMA STATE	JANE B. MOORE FIELD	6:00 pm
Mar. 25	*	Kentucky	Lexington, Ky.	5:00 pm
Mar. 26	*	Kentucky	Lexington, Ky.	12:00 pm
Mar. 27	*	Kentucky	Lexington, Ky.	12:00 pm
Apr. 1	*	FLORIDA	JANE B. MOORE FIELD	6:00 pm
Apr. 2	*	FLORIDA	JANE B. MOORE FIELD	2:00 pm
Apr. 3	*	FLORIDA	JANE B. MOORE FIELD	1:00 pm
Apr. 6	*	GEORGIA STATE	JANE B. MOORE FIELD	6:00 pm
Apr. 8	*	Arkansas	Fayetteville, Ark.	TBA
Apr. 9	*	Arkansas	Fayetteville, Ark.	4:00 pm
Apr. 10	*	Arkansas	Fayetteville, Ark.	TBA
Apr. 13		Mercer	Macon, Ga.	5:00 pm
Apr. 15		NIAGARA (DH)	JANE B. MOORE FIELD	2:00 pm
Apr. 16		NIAGARA	JANE B. MOORE FIELD	1:00 pm
Apr. 19		JACKSONVILLE STATE	JANE B. MOORE FIELD	6:00 pm
Apr. 20		CHATTANOOGA	JANE B. MOORE FIELD	4:00 pm
Apr. 22	*	Mississippi State	Starkville, Miss.	5:30 pm
Apr. 23	*	Mississippi State	Starkville, Miss.	4:00 pm
Apr. 24	*	Mississippi State	Starkville, Miss.	TBA
Apr. 29	*	GEORGIA	JANE B. MOORE FIELD	6:00 pm
Apr. 30	*	GEORGIA	JANE B. MOORE FIELD	6:00 pm
May 1	*	GEORGIA	JANE B. MOORE FIELD	1:00 pm
May 6	*	Tennessee	Knoxville, Tenn.	5:00 pm
May 7	*	Tennessee	Knoxville, Tenn.	10:30 am
May 8	*	Tennessee	Knoxville, Tenn.	TBA
May 11-15		SEC Tournament	Gainesville, Fla.	TBA
May 20-22		NCAA Regionals	Campus Sites	TBA
May 27-30		NCAA Super Regionals	Campus Sites	TBA
June 2-10		Women's College World Series	Oklahoma City, Okla.	TBA

\* - SEC Game | # - Tiger Invitational (Auburn, Ala.) | % - St. Pete Clearwater Elite Invitational (Clearwater, Fla.)  
 ^ - Plainsman Invite (Auburn, Ala.) | & - Jane B. Moore Memorial (Auburn, Ala.)

ALL TIMES CENTRAL AND SUBJECT TO CHANGE





---

# MEET THE TEAM

---



NUMERICAL ROSTER

No.	Name	Pos.	Ht.	B/T	Year	Hometown (High School/Previous School)
00	Aspyn Godwin	C/OF	5-8	R/R	Sr.	Silverhill, Ala. (Daphne)
1	Samantha Yarbrough	RHP	5-6	R/R	Sr.	Fairhope, Ala. (South Alabama)
2	Sydney Cox	UTL	5-3	L/R	So.	Asheboro, N.C. (Asheboro)
3	Paige Geraghty	OF	5-8	L/R	So.	Frankfort, Ill. (Lincoln-Way East)
5	Lindsey Garcia	INF	5-5	R/R	Jr.	Coral Springs, Fla. (Coral Springs Charter)
7	Denver Bryant	INF	5-6	R/R	So.	Albany, Ga. (Dougherty)
9	Maddie Penta	RHP	6-2	R/R	So.	Chesapeake City, Md. (Bohemia Manor)
10	Makayla Packer	UTL	5-8	R/R	So.	Chattanooga, Tenn. (Baylor School)
11	Maddie Majors	OF/1B	5-8	L/R	Jr.	Birmingham, Ala. (Spain Park)
12	Carlee McCondichie	UTL	5-7	L/R	Jr.	Birmingham, Ala. (Gardendale)
13	Nelia Peralta	INF	5-6	R/R	Fr.	Wellington, Fla. (Wellington)
17	Maia Engelkes	INF	5-11	R/R	Jr.	Sioux Falls, S.D. (Harrisburg)
18	Riley McNemar	INF	5-5	R/R	Jr.	Galena, Kan. (Galena)
20	Abbey Smith	OF	5-8	L/R	Fr.	Austin, Texas (James Bowie)
21	Aubrie Lisenby	C/INF	5-7	R/R	Fr.	Huntsville, Ala. (Bob Jones)
22	Jessie Blaine	C	5-10	R/R	Fr.	Wentzville, Mo. (St. Dominic)
24	Reena Falisi	OF	5-0	L/L	So.	Gainesville, Fla. (Oak Hall)
25	Kenadie Cooper	OF	5-7	R/R	Fr.	Newnan, Ga. (East Coweta)
31	Kelsey Schmidt	OF	5-6	R/R	So.	Maineville, Ohio (Little Miami)
34	KK Dismukes	RHP	5-11	R/R	Jr.	Holtville, Ala. (Holtville)
55	Shelby Lowe	LHP	5-9	R/L	So.	Carrollton, Ala. (Pickens Academy)
77	Bri Ellis	INF	5-10	R/R	Fr.	Houston, Texas (Memorial)
99	Rose Roach	INF	5-6	L/R	Fr.	Elburn, Ill. (Kaneland)

ALPHABETICAL ROSTER

No.	Name	Pos.
22	Jessie Blaine	C
7	Denver Bryant	INF
25	Kenadie Cooper	OF
2	Sydney Cox	UTL
34	KK Dismukes	RHP
77	Bri Ellis	INF
17	Maia Engelkes	INF
24	Reena Falisi	OF
5	Lindsey Garcia	INF
3	Paige Geraghty	OF
00	Aspyn Godwin	C/OF
21	Aubrie Lisenby	C/INF
55	Shelby Lowe	LHP
11	Maddie Majors	OF/1B
12	Carlee McCondichie	UTL
18	Riley McNemar	INF
10	Makayla Packer	UTL
4	Maddie Penta	RHP
13	Nelia Peralta	INF
99	Rose Roach	INF
31	Kelsey Schmidt	OF
20	Abbey Smith	OF
1	Samantha Yarbrough	RHP

COACHING STAFF

**HEAD COACH** | MICKEY DEAN (FIFTH SEASON)  
**ASSISTANT COACH** | EUGENE LENTI (THIRD SEASON)  
**ASSISTANT COACH** | EMILY CAROSONE (SECOND AS AST. COACH | FOURTH OVERALL)  
**VOLUNTEER ASSISTANT COACH** | KRISTA HARRELL (FIRST AS VOLUNTEER | THIRD OVERALL)

SUPPORT STAFF

**DIRECTOR OF OPERATIONS** | LEISA LEE  
**SPORT ADMINISTRATOR** | EVIN BECK  
**GRADUATE ASSISTANTS** | GLENN WALTERS & KEN BROOKE  
**STRENGTH & CONDITIONING** | BRYAN "PK" KARKOSKA  
**ATHLETIC TRAINER** | KENDRA COOPER  
**SPORTS INFORMATION** | TAYLOR SHIREY

BY CLASS

FRESHMEN (8)

Nelia Peralta, Riley McNemar, Abbey Smith, Aubrie Lisenby, Jessie Blaine, Kenadie Cooper, Bri Ellis, Rose Roach

SOPHOMORES (8)

Sydney Cox, Paige Geraghty, Denver Bryant, Maddie Penta, Makayla Packer, Reena Falisi, Kelsey Schmidt, Shelby Lowe

JUNIORS (5)

Lindsey Garcia, Maddie Majors, Carlee McCondichie, Maia Engelkes, KK Dismukes

SENIORS (2)

Aspyn Godwin, Samantha Yarbrough

BY STATE

ALABAMA (7)

Aubrie Lisenby, Shelby Lowe, Maddie Majors, Carlee McCondichie, KK Dismukes, Aspyn Godwin, Samantha Yarbrough

FLORIDA (3)

Nelia Peralta, Reena Falisi, Lindsey Garcia

GEORGIA (2)

Kenadie Cooper, Denver Bryant

ILLINOIS (2)

Rose Roach, Paige Geraghty

KANSAS (1)

Riley McNemar

MARYLAND (1)

Maddie Penta

MISSOURI (1)

Jessie Blaine

NORTH CAROLINA (1)

Sydney Cox

OHIO (1)

Kelsey Schmidt

SOUTH DAKOTA (1)

Maia Engelkes

TENNESSEE (1)

Makayla Packer

TEXAS (2)

Abbey Smith, Bri Ellis



Mickey Dean enters his fifth season as the head coach of the Auburn softball program. In 14 years at the collegiate level, Dean has coached 10 NCAA Tournament teams, including one super regional participant, and won nine conference championships. He is one of four active head coaches to led three different programs to the NCAA Tournament.

A native of Elkton, Va., Dean has guided 79 all-conference players, 44 all-region honorees and eight all-Americans, including 2017 National Player of the Year, Megan Good. He has also been touted as the conference coach of the year eight times.

During his time on the Plains, Dean has guided the Tigers to a 123-73 overall record and three NCAA Regional appearances. Dean’s resume at Auburn also includes four NFCA All-Region selections and three All-SEC selections. He also guided slugger Kendall Veach to All-America honors from Softball America in 2019.

In his fourth season at Auburn, Dean navigated the Tigers through the uncertainties of playing a season during the heart of COVID-19 pandemic. He carried Auburn to 27 victories, highlighted by the program’s first victories in Columbia, Mo., College Station, Texas, and Baton Rouge, La., since 2015. The Tigers also upset No. 12 Kentucky picking up the series win at Jane B. Moore Field.

Dean would earn his 100th victory as head coach of the Tigers on Feb. 20, 2021, as Auburn upset No. 10 South Carolina 5-4 in non-conference competition during the Osprey/Dolphin Invitational in Jacksonville, Fla. Dean would add his 600th career head coaching victory on April 25, 2021, when Auburn took a 3-1 victory over Ole Miss in Oxford, Miss.

The 2021 season was highlighted by the breakout performances from pitching freshman duo Shelby Lowe and Maddie Penta. The pair combined for a total of five SEC Freshman of the Week honors becoming just the second and third Auburn freshman pitchers to win the award multiple times in a season. Penta set the program record with three freshman weekly honors from the league office.

After becoming the first Auburn freshman pitcher to toss a no-hitter in a season opener in Auburn’s 8-0 win over Southeast Missouri State, Penta would close her debut season with a pair of no-hitters. Penta would toss Auburn’s first seven-inning no-hitter since 2012 in a 5-0 victory over IUPUI. She was the first Auburn pitcher since Marcy Harper in 2014 to pitch multiple no-hitters in the same season.

Lowe turned in one of the most dominating pitching performances by an Auburn freshman in school history. Lowe closed the year setting Auburn’s single-season record for fewest walks allowed per seven innings (1.18), while also ranking sixth in single-season history for earned run average (1.48), eighth for longest scoreless innings streak (24.1) and 10th in strikeouts (179) and complete games (15). Her 179 strikeouts were the most by an Auburn pitcher in over a decade. Lowe recorded the second most strikeouts and second lowest ERA by an Auburn freshman pitcher in program history.

Lowe and Penta both surpassed 100 strikeouts during their freshman campaigns, marking the first time in school history that Auburn had two freshman pitchers surpass 100+ strikeouts in the same season.

The duo was honored alongside fellow freshmen Makayla Packer and Sydney Cox as members of the 2021 SEC All-Freshman Team, setting Auburn’s program record with the four selections. Lowe added All-SEC Second Team honors to become the only freshman pitcher in program history to be honored with all-conference honors during their debut season. Maddison Kopeke rounded out the SEC accolades with a selection to the SEC All-Newcomer Team.

Lowe would go on to be one of 15 finalists for the Schutt Sports/NFCA Division I National Freshman of the Year award and would secure NFCA All-Southeast Region Third Team honors.

Dean’s third season at Auburn was shortened due to the COVID-19 pandemic. Before the 2020 season was halted, Dean helped the Tigers to 16 wins, highlighted by victories over No. 25 Northwestern and No. 16 Minnesota. The Tigers made program history on March 2, 2020, when Alyssa Rivera (Player), Samantha Yarbrough (Pitcher) and Carlee McCondichie (Freshmen) swept the SEC’s weekly awards. It marked the first time Auburn has swept all three SEC awards.

Auburn closed the 2019 season with a 39-21 overall record, earning its sixth straight NCAA Tournament bid. The Tigers closed the conference slate with a 10-14 mark and earned a spot in the 2019 SEC Softball



@deanAU\_TigersSB

**QUICK FACTS**

Hometown \_\_\_\_\_ Elkton, Va.  
 Education \_\_\_\_\_ Elon, 1987  
 Wife \_\_\_\_\_ Liz  
 Children \_\_\_\_\_ Isaac & Caroline

**COACHING RECORD**

Head Coaching Career \_\_\_\_\_ 15 Seasons  
 Career Record \_\_\_\_\_ 601-245  
 NCAA Regionals \_\_\_\_\_ 10

**COACHING CAPSULE**

2018-Pr.	Auburn	123-73
2013-17	James Madison	237-56
2007-2012	Radford	241-116

**YEAR-BY-YEAR RESULTS**

2021	Auburn	27-24
2020	Auburn	16-11
2019	Auburn	39-21
2018	Auburn	41-17
2017	James Madison	52-8
2016	James Madison	50-6
2015	James Madison	48-10
2014	James Madison	45-15
2013	James Madison	42-17
2012	Radford	38-21
2011	Radford	38-21
2010	Radford	38-17
2009	Radford	41-15
2008	Radford	46-15
2007	Radford	44-27



Tournament semifinals. Dean guided Kendall Veach to All-SEC and NFCA All-Region team honors. The program made history as the senior class was drafted in the 2019 National Pro Fastpitch Draft.

Dean led Auburn to a 15-0 start to open the 2018 season, which tied the best start in program history and were the most wins in SEC history among first-year head coaches. He earned his 500th career win during the Wilson/DeMarini Classic when Auburn earned a shutout win over Western Illinois on Mar. 4. He led the Tigers to their 800th win in program history with a 2-1 victory over Kennesaw State on April 4.

Dean came to Auburn after five seasons as the head coach at James Madison. During his five-year stint at James Madison, Dean compiled a record of 237-56 (.809). He amassed five 40-win seasons, including the final two campaigns with 52 and 50 victories, respectively. The Dukes broke 104 program records, including over 40 pitching records while boasting one of the nation's top staffs under Dean's guidance.

Prior to his reign in Harrisonburg, Va., Dean spent six seasons as the head coach at Radford where he took the Highlanders to their first-ever NCAA Tournament appearances in 2009 and 2010.

Before taking the position at Radford, Dean served as an assistant coach at Akron (2001-02), Indiana (2002-04) and Longwood (2005-06).

In addition to his collegiate coaching experience, Dean has also worked on the professional and international level.

He was the pitching coach for the Venezuelan National Team (2002-08) and the head coach for the Chicago Bandits (2004-10) that finished as the National Pro Fastpitch regular season champions five times and won the title in 2008.

Dean was named NPF Manager of the Year three times and coached world-renowned pitcher Jennie Finch, who was the NPF's Co-Pitcher of the Year in 2005 and has a gold and silver medal from her two Team USA Olympic appearances.

A 1987 graduate of Elon University, Dean was a pitcher on the baseball team where he was a four-year letterwinner.

Dean and his wife, Liz, have one son, Isaac, and one daughter, Caroline.

## DEAN BY THE NUMBERS...

601

DIVISION I VICTORIES

10

NCAA REGIONALS APPEARANCE

8

CONFERENCE COACH OF THE YEAR

79

ALL-CONFERENCE PLAYERS

8

ALL-AMERICANS



## DEAN'S RECORD WHEN...

	2021	AT AUBURN
OVERALL RECORD	27-24	123-73
HOME	18-12	82-24
ROAD	7-8	21-28
NEUTRAL	2-4	29-21
SEC RECORD	7-17	28-45
GAME ONE	2-6	8-17
GAME TWO	2-6	10-15
GAME THREE	3-5	10-14
NON-CONFERENCE	20-7	95-27
DAY GAMES	24-23	90-51
NIGHT GAMES	3-1	33-22
EXTRA INNINGS	0-2	5-9
VS LEFT HANDED STARTERS	2-4	15-14
VS RIGHT HANDED STARTERS	25-20	108-59
STARTER RECEIVES DECISION	23-20	98-58
RELIEVER RECEIVES DECISION	4-4	24-15
STARTER GOES 5+ INNINGS	21-11	84-37
STARTER GOES LESS THAN 5 INN.	6-13	39-36
SCORING FIRST	19-5	88-19
OPPONENT SCORES FIRST	8-19	35-54
LEADING AFTER 5 INNINGS	25-1	87-6
TRAILING AFTER 5	0-18	6-50
TIED AFTER 5	1-4	7-14
LEADING AFTER 6 INNINGS	25-0	82-2
TRAILING AFTER 6	0-20	3-56
TIED AFTER 6	0-3	7-10
VS RANKED OPPONENTS	6-16	24-51
VS TOP 10	0-3	5-20
SHUTOUTS	8-7	46-21
ONE-RUN GAMES	5-11	16-31
TWO-RUN GAMES	8-4	23-11
SCORING 0-2 RUNS	4-21	14-58
SCORING 3-5 RUNS	16-3	45-12
SCORING 6-9 RUNS	7-0	43-3
SCORING 10+ RUNS	0-0	21-0
OPPONENT SCORES 0-2	22-9	100-20
OPPONENT SCORES 3-5	5-9	19-25
OPPONENT SCORES 6-9	0-5	4-22
OPPONENT SCORES 10+	0-1	0-6
OUT-HIT OPPONENT	22-1	100-4
OUT-HIT BY OPPONENT	3-22	14-63
HITS ARE TIED	2-1	9-6
WITHOUT HITTING A HOMER	14-17	45-46
HITTING A HOMER	13-7	78-27
OPPONENT DOESN'T HIT A HOMER	17-13	88-35
OPPONENT HITS A HOMER	10-11	35-38
ERRORLESS	13-7	65-20
COMMITTING ONE ERROR	10-10	36-28
COMMITTING 2+ ERRORS	4-7	22-25
OPPONENT IS ERRORLESS	6-11	32-33
	BY UNIFORM	
WHITE	6-6	25-15
NAVY	7-6	37-20
ORANGE	5-5	22-12
GRAY	3-3	18-15
PINSTRIPED	6-4	18-11
PINK	0-0	3-0
	BY DAY	
MONDAY	0-0	2-1
TUESDAY	1-1	2-1
WEDNESDAY	2-1	11-2
THURSDAY	2-1	10-4
FRIDAY	6-7	32-21
SATURDAY	10-9	37-26
SUNDAY	6-5	29-18
	BY MONTH	
FEBRUARY	10-1	54-14
MARCH	9-7	44-18
APRIL	7-9	17-25
MAY	1-7	8-16
JUNE	0-0	0-0



## DEAN VERSUS OPPONENTS...

ALABAMA	2-5	MISSISSIPPI STATE	2-1
ALABAMA STATE	5-0	MISSOURI	3-4
ARIZONA	0-3	MISSOURI STATE	0-1
ARIZONA STATE	0-1	MURRAY STATE	2-0
ARKANSAS	2-7	NORTH DAKOTA ST.	2-0
BAYLOR	0-1	NORTHWESTERN	1-0
BINGHAMTON	2-0	NOTRE DAME	2-0
CALIFORNIA	0-1	OLE MISS	3-3
CHATTANOOGA	3-0	OREGON	1-0
COLORADO STATE	2-0	OREGON STATE	1-0
CSUN	1-0	RADFORD	2-0
DELAWARE	1-0	SAINT FRANCIS (PA)	2-0
DRAKE	1-0	SAN JOSE STATE	1-0
EASTERN ILLINOIS	1-0	SOUTH CAROLINA	2-4
FLORIDA	1-6	SOUTHEAST MISSOURI ST.	3-0
FLORIDA A&M	1-0	SOUTHEASTERN LOUISIANA	2-0
FLORIDA STATE	1-2	SOUTHERN MISS	4-0
FURMAN	3-0	TENNESSEE	5-5
GEORGIA	1-2	TENNESSEE STATE	1-0
GEORGIA SOUTHERN	2-0	TENNESSEE TECH	2-0
GEORGIA STATE	4-0	TEXAS A&M	5-4
ILLINOIS	0-1	TEXAS STATE	1-0
IUPUI	2-0	TEXAS TECH	0-1
JACKSONVILLE	3-0	TROY	4-0
JACKSONVILLE STATE	0-1	UAB	2-0
KENNESAW STATE	4-3	UCF	0-1
KENTUCKY	5-4	UCLA	0-1
LIBERTY	1-0	UNCW	5-0
LONG BEACH STATE	0-1	UTSA	1-0
LOUISIANA TECH	0-1	VILLANOVA	2-0
LOUISVILLE	1-0	WASHINGTON	0-1
LOYOLA MARYMOUNT	1-0	WESTERN CAROLINA	2-0
LSU	1-5	WESTERN KENTUCKY	1-0
MARSHALL	1-0	WESTERN ILLINOIS	2-0
MARYLAND	2-0	WICHITA STATE	1-0
MERCER	1-0	WISCONSIN	0-1
MICHIGAN STATE	2-0		
MINNESOTA	1-1		



**EUGENE LENTI**  
**ASSISTANT COACH**  
**THIRD SEASON AT AUBURN**

**PERSONAL INFORMATION**

Hometown: Chicago, Ill.  
Education: DePaul, 1979 (English Education)  
Wife: Kandace  
Daughters: Ali, Gena and Cate

**COACHING EXPERIENCE**

2020 - Present: Auburn (Assistant Coach)  
1990-2018: DePaul (Head Coach)  
1979-1987: DePaul (Head Coach)

NFCA Hall of Famer Eugene Lenti enters his third season as an assistant coach for the Auburn softball program. Lenti primarily focuses on the Tiger offense, working with the hitters.

Fighting the challenges of COVID-19, Lenti helped lead the Tigers to their seventh straight NCAA Regional appearances as Auburn boasted the seventh-toughest schedule in the country. Auburn won 27 games, highlighted by the program's first victories in Columbia, Mo., College Station, Texas, and Baton Rouge, La., since 2015. The Tigers also upset No. 12 Kentucky picking up the series win at Jane B. Moore Field.

Breaking out as one of the two most consistent players at the plate during conference play, Makayla Packer and Sydney Cox were two of a program-record four Tigers honored as members of the 2021 SEC All-Freshman Team. Packer closed the season with a team-leading .303 average.

Lenti's first season on The Plains was shortened due to the COVID-19 pandemic, but he guided the Tigers to a 16-11 overall record that featured wins over No. 25 Northwestern and #18 Minnesota. Auburn posted an 11-2 record at Jane B. Moore Field over the 2020 season. With help of Lenti's tutelage, three Tigers, finished the 2020 season with a batting average over .340.

Head coach Mickey Dean announced Lenti's hiring on June 14, 2019. Lenti was DePaul University's all-time winningest head coach spending 37 years at the school from 1980-87 and 1990-2018.

During his time at the helm of the Blue Demons, Lenti won 1,327 games, while being named part of the BIG EAST Coaching Staff of the Year six times, C-USA Coach of the Year once, Mid-Continent Conference (The Summit League) Coach of the Year three times and North Star Conference Coach of the Year once. He was also named C-USA Women's Coach of the Decade in 2005 and C-USA Softball Coach of the Decade.

Additionally, Lenti was named the NFCA National Coach of the Year in 1999 after leading DePaul to a school-record 54 wins, reaching the Women's College World Series semifinals and finishing third in the NFCA/USA Today final top 25 poll. The following season, Lenti and his staff led the Blue Demons back to the WCWS after not allowing a run during regional contests against Michigan, Notre Dame and Central Michigan.

Lenti was inducted into the NFCA Coaches Hall of Fame in 2008.

Lenti led DePaul to 20 NCAA Tournament appearances, including trips to the WCWS in 1999, 2000, 2005 and 2007. He's coached 14 All-Americans, nine conference Player of the Year and 10 conference Pitcher of the Year accolades.

Prior to arriving at DePaul, Lenti was an English teacher and Chairman of the English Department at St. Francis DeSales High School.

Lenti and his wife, Kandace, have three daughters, Ali, Gena and Cate. Ali and Gena played softball at DePaul while all three graduated from the university.



## EMILY CAROSONE

ASSISTANT COACH

FOURTH SEASON AT AUBURN | [@Emily5Car](https://twitter.com/Emily5Car)



### PERSONAL INFORMATION

Hometown: Orlando, Fla.

Education: Auburn, 2016 (Psychology)

### COACHING EXPERIENCE

2021 - Present: Auburn (Assistant Coach)

2018-2019: Auburn (Volunteer Assistant Coach)

All-American and Auburn softball standout Emily Carosone is in her second season as an assistant coach. Carosone primarily works with the infielders and catchers and shares in working with the Tiger hitters.

Fighting the challenges of COVID-19 during her first season as an assistant, Carosone helped the Tigers to their seventh straight NCAA Regional appearances as Auburn boasted the seventh-toughest schedule in the country. Auburn won 27 games, highlighted by the program's first victories in Columbia, Mo., College Station, Texas, and Baton Rouge, La., since 2015. The Tigers also upset No. 12 Kentucky picking up the series win at Jane B. Moore Field.

Defensively, four Tiger infielders and catchers posted a perfect fielding percentage during the 2021 campaign. The Tigers set a program record with four freshmen selected to the SEC All-Freshman Team, including second baseman Sydney Cox. Maddison Koepke earned a spot of the SEC All-Newcomer Team for her performance at third base during league play.

Carosone first joined coach Dean's staff as a graduate assistant prior to the start of the 2017 fall season. The three-time all-American went on to serve as the program's volunteer assistant over the 2018 and 2019 seasons. Carosone left the program before the 2020 season began to train for the Tokyo Olympics as part of the Italian National Team.

A National Fastpitch Coaches Association (NFCA) All-American and All-SEC performer, Carosone lifted Auburn softball to new heights and countless program firsts. She helped capture the 2015 and 2016 SEC Softball Tournament titles. Carosone also led the Tigers to back-to-back Women's College World Series appearances.

She is Auburn's all-time leader in career batting average (.406), hits (285), runs (267), on-base percentage (.534) and hit by pitches (85). She also ranks in the top three in the Tigers' record books in career RBI, doubles, home runs, slugging percentage and games

started. Carosone also holds Auburn's single-season records for runs and hit by pitch.

A veteran in the professional ranks, Carosone has four seasons of professional experience under her belt. After being drafted in the fourth round of the 2016 National Pro Fastpitch Draft, she signed with the Chicago Bandits, playing with the organization through the 2018 season. Carosone began 2019 as a member of the Cleveland Comets before being traded to USSSA Pride.

Over her professional career, she has amassed 113 hits, including 14 home runs, to go along with 73 RBI and 73 runs scored. Carosone also touts a .273 career batting average with a .370 on-base percentage and a .411 slugging clip. In 2018, she tied Megan Wiggins and Lauren Chamberlain for the league's home run title, closing the season with 12.

During her rookie season with the Bandits, the team captured 2016 Cowles Cup behind a thrilling come-from-behind win against the USSSA Pride in the championship series.

After a three-year process to earn dual citizenship, Carosone competed with the Italian National Team at the 2019 Europe/Africa Olympic qualifier in the Netherlands. Italy swept the tournament, defeating Great Britain, 5-0, in the qualifier's final game to advance to the 2021 Tokyo Olympics. Carosone recorded two hits for Italy in the finals.

She helped Team Italy to the gold medal at the 2021 European Championships, driving in the game-tying and go-ahead runs to lift Italy to a 9-5 victory over the Kingdom of the Netherlands in the championship final. The win secured the final spot at World Games 2022 in Birmingham, Ala.

Carosone started nine of Italy's 11 games at the European Championship, splitting time as designated player and at second base. She batted .474 with nine hits in 19 at-bats, including three doubles for a .632 slugging clip. She added 12 runs scored and six RBI. Carosone closed the championship with a .643 on-base percentage, reaching safely in 18 of her 28 plate appearances.

Her efforts at the European Championship helped Carosone clinch a spot on Italy's Olympic Roster for the Tokyo Olympics, becoming the first Olympian in Auburn softball history.

Carosone is a 2016 graduate from Auburn University with a bachelor's degree in psychology and a minor in business.



## KRISTA HARELL

**VOLUNTEER ASSISTANT COACH**  
**THIRD SEASON AT AUBURN**



Head coach Mickey Dean announced the addition of Krista Harrell as the program's volunteer assistant. Harrell serve as the program's graduate assistant during the 2020 season. She has also served the program previously in 2013 as a student assistant coach.

Harrell is a former Auburn softball alumna, playing under her maiden name Clyde. In her two playing seasons as a Tiger, Harrell started 87 games. She totaled 30 hits, including eight doubles, a triple and three home runs. Harrell scored 21 career runs and was credited with 30 RBI. She held a .966 fielding percentage.

After earning her bachelor's degree in communications from Auburn, Harrell spent time overseas before returning to the Plains in 2020 to pursue her master's degree in education, which she completed in May of 2021.

Harrell is married to KT Harrell, a former All-SEC guard for Auburn's men's basketball team. They have a son, Kamden.

## LEISA LEE

**DIRECTOR OF OPERATIONS**  
**THIRD SEASON AT AUBURN | [@LeisaColemanLee](#)**









Leisa Lee was named the director of softball operations prior to the 2020 season. In her role, Lee is responsible for the day-to-day operations of the softball program.

Prior to working with softball, Lee was the Assistant Director for the Premium Seating and Hospitality team inside Tigers Unlimited.

Lee received her bachelor's in chemistry from Auburn University Montgomery in 2013.

A native of Montgomery, Ala., Lee is married to a third-generation Auburn engineer, Brian. They have one son, Brian "Rowdy" Lee.

 <b>ALLEN GREENE</b> DIRECTOR OF ATHLETICS	 <b>EVIN BECK</b> SENIOR ASSOCIATE AD/SPORT ADMIN	 <b>LORA FUHRMANN</b> ATHLETIC TRAINER	 <b>BRYAN "PK" KARKOSKA</b> STRENGTH & CONDITIONING	 <b>TAYLOR SHIREY</b> COMMUNICATIONS
 <b>SCOTT CARTER</b> EVENT MANAGEMENT	 <b>CASEY PAGE</b> TICKETING	 <b>CHRISTINA JAMES</b> ACADEMICS	 <b>NICOLE SHERWIN</b> COMPLIANCE	





# #1 SAMANTHA YARBROUGH

**RIGHT-HANDED PITCHER | R/R | 5-6 | SENIOR**  
**FAIR HOPE, ALA. (SOUTH ALABAMA)**

### HONORS & AWARDS

- 2021 USA Softball Collegiate Player of the Year Watchlist
- Softball America's 2021 Preseason Top 25 College Juniors (No. 21)
- Softball America's 2021 Preseason Top 100 (No. 68)
- Softball America Top Players of 2020 (No. 67)
- SEC Co-Pitcher of the Week (March 2, 2020)

### JUNIOR SEASON | 2021

Made five appearances and earned one start in the circle for the Tigers ... closed the season with a 1-1 record and combined for one shutout ... struck out 14 batters in 10.1 innings pitched ... lone start of her junior season came against No. 19 South Carolina (2/21) in the finale of the Osprey/Dolphin Invitational in Jacksonville ... earned a win in a relief appearance against IUPUI (2/27), striking out a season high six ... tossed an inning of relief against Southeastern Louisiana (3/6) retiring the side in order ... held No. 18 Missouri (3/27) to one hit through 2.2 innings of relief while striking out a game-high three batters.

### SOPHOMORE SEASON | 2020

Appeared in 13 contests, mostly as a reliever, while earning three starts in the circle ... two of her three starters were complete-game efforts ... masterful in her debut season with the Tigers, posting a perfect 6-0 record in the circle with one save to her credit ... allowed just eight earned runs over 48.2 innings pitched for a team-low 1.15 earned run average ... finished the season ranked sixth in the Southeastern Conference and 28th nationally in ERA ... led Auburn's staff with 53 strikeouts, the 12th most in the SEC ... Averaged 7.6 strikeouts per seven innings, the 11th-highest mark among all conference pitchers ... allowed just 24 hits to hold opponents to a

.147 average at the plate, the seventh-lowest mark in the SEC ... ranked fourth in the conference and 10th in all of Division I softball with a 3.45 hits allowed per seven inning mark ... made Auburn debut in a relief appearance in the season opener against Baylor (Feb. 7) ... tossed six innings of relief against Texas State (Feb. 8), allowing just one hit while fanning seven to secure her first win of the season ... earned a second victory of her sophomore campaign tossing four innings of no-hit softball against Alabama State (Feb. 15), striking out four in the outing ... first start of the season came against No. 18 Minnesota (Feb. 29) during the Tiger Invitational, as she one-hit the Gophers in the complete-game 5-1 victory ... continued her Tiger Invitational success earning a save against Binghamton (March 1) as she struck out seven over 3.0 innings of relief ... Capped the Tiger Invitational with a shutdown performance against Georgia Southern (March 1), allowing just one hit and striking out four over 3.1 innings to earn the victory in relief ... her efforts over the Tiger Invitational earned SEC Co-Pitcher of the Week honors (March 2) ... making her SEC debut at No. 7 Florida, held the Gators to one run over a career-high 10 innings of work while striking out eight in the appearance ... the run allowed in Gainesville ended a streak of 16.1 consecutive innings of scoreless softball for the sophomore ... closed the season with a complete-game performance at Jacksonville (March 10), striking out a career-high 10.

### AT SOUTH ALABAMA | 2019

Appeared in 29 games as a true freshman, including 14 starts in the pitching circle ... finished the season with a 6-9 record and two saves ... credited with a 4.71 ERA over 93.2 innings pitched ... struck out a team-high 103 batters ... allowed a .212 opponent batting average in 29 pitching appearances ... threw five complete games

### YARBROUGH'S OVERALL CAREER STATS (AUBURN ONLY)

YEAR	ERA	W-L	APP	GS	CG	SHO	SV	IP	H	R	ER	BB	SO	2B	3B	HR	BF	BAVG	WP	HBP	BK	SFA	SHA
2020	1.15	6-0	13	3	2	0/2	1	48.2	24	11	8	25	53	5	0	1	197	.147	3	3	0	1	5
2021	6.10	1-1	5	1	0	0/1	0	10.1	10	9	9	9	14	3	0	1	53	.244	1	2	0	0	1
<b>TOTAL</b>	<b>2.02</b>	<b>7-1</b>	<b>18</b>	<b>4</b>	<b>2</b>	<b>0/3</b>	<b>1</b>	<b>59.0</b>	<b>34</b>	<b>20</b>	<b>17</b>	<b>34</b>	<b>67</b>	<b>8</b>	<b>0</b>	<b>2</b>	<b>250</b>	<b>.167</b>	<b>4</b>	<b>5</b>	<b>0</b>	<b>1</b>	<b>6</b>

### YARBROUGH'S SEC CAREER STATS

YEAR	ERA	W-L	APP	GS	CG	SHO	SV	IP	H	R	ER	BB	SO	2B	3B	HR	BF	BAVG	WP	HBP	BK	SFA	SHA
2020	0.70	0-0	1	1	0	0/0	0	10.0	10	1	1	3	8	2	0	0	42	.256	0	0	0	0	0
2021	7.88	0-0	2	0	0	0/0	0	2.2	3	3	3	2	3	0	0	0	14	.273	0	1	0	0	0
<b>TOTAL</b>	<b>2.21</b>	<b>0-0</b>	<b>3</b>	<b>1</b>	<b>0</b>	<b>0/0</b>	<b>0</b>	<b>12.2</b>	<b>13</b>	<b>4</b>	<b>4</b>	<b>5</b>	<b>11</b>	<b>2</b>	<b>0</b>	<b>0</b>	<b>56</b>	<b>.260</b>	<b>0</b>	<b>1</b>	<b>0</b>	<b>0</b>	<b>0</b>



SENIORS

... Struck out a career-high nine batters on three occasions, including accomplishing the feat against Georgia Southern (April 27) in just 3.1 innings of relief ... Made her collegiate debut against Tennessee State (Feb. 9), when she went 6.0 innings, scattered five hits, struck out five batters and allowed only one run.

HIGH SCHOOL

Concluded her prep career with a two-season stint at Fairhope High School after playing at Macon-East High, Pike Liberal Arts School and Charles Henderson High ... named AL.com Coastal Alabama Softball Player of the Year as a junior and senior ... an Alabama Sports Writers Association Super 10 All-State Softball team selection ... named ASWA Class 7A Player of the Year as a senior; finished third in 2018 Miss Softball voting ... batted .431 with 10 home runs, 43 RBI and 54 runs scored while going 13-2 with a 1.12 ERA and 124 strikeouts in the circle as a senior ... as a junior, recorded 294 strikeouts with a 28-6 record, including four saves, and 1.72 ERA and four no-hitters in 188 innings to go along with 14 home runs, 57 runs scored and 56 RBI ... helped Pirates to Class 7A state championship after coming through the loser's bracket and winning six straight games, including four on the final day; had at least one hit in those six wins and nine RBI during the state tournament ... batted .517 as a freshman at PLAS; selected to the AISA Class AAA all-tournament team as a sophomore.

PERSONAL

Daughter of Chad and Melissa Yarbrough ... has one younger sister ... Father played football at Troy (1992-94) and uncle, Mike Armstrong, Jr., also played football at Troy (1994) ... majoring in apparel merchandising - product design and management.

CAREER HIGHS

Innings	10.0, at Florida (3/7/20)
Hits	10, at Florida (3/7/20)
Runs	6, vs. South Carolina (2/21/21)
Earned Runs	6, vs. South Carolina (2/21/21)
Walks	5, vs. IUPUI (2/27/21)
Strikeouts	10, at Jacksonville (3/10/20)
Complete games	2x, last at Jacksonville (3/10/20)
Struck out multiple batters	12x, last at Missouri (3/27/21)

CAREER LOWS

Allowed one earned run or fewer	10x, last at Missouri (3/27/21)
Walks	0, vs. Binghamton (3/1/20)
Hits	0 (2x), last vs. Binghamton (3/1/20)
Runs	0 (6x), last at Missouri (3/27/21)
Earned Runs	0 (7x), last at Missouri (3/27/21)

MINIMUM 2.0 IP

CAREER RECORD

at Jane B. Moore Field	5-0
Road	1-0
Neutral	1-1
vs. SEC	0-0





## #00 ASPYN GODWIN

CATCHER/OUTFIELD | R/R | 5-8 | SENIOR  
SILVERHILL, ALA. (DAPHNE)

### HONORS & AWARDS

2021 SEC Spring Academic Honor Roll

2020 SEC Spring Academic Honor Roll

2019 First-Year SEC Academic Honor Roll

### JUNIOR SEASON | 2021

Appeared in 47 contests for the Tigers, starting 43 games behind the plate ... thirteen of her 23 hits went for extra bases as she led the team with a .462 slugging percentage ... recorded a team-leading 315 putouts for a .980 fielding percentage ... finished tied for fifth in Auburn single-season history with three triples ... finished second on the team with 18 RBI ... totaled four multi-hit games during the season ... team leader in multi-RBI games (5) and in home runs with a career high five ... tied for second in the SEC, throwing out eight would-be base stealers ... slugged a three-run home run in Auburn's season opener versus Southeast Missouri State (2/13), tying her career high in RBI ... with the game tied 1-1, knocked the game-winning, two-RBI triple to center in the top of the sixth inning to secure Auburn's 5-1 victory in game two against Southeast Missouri State (2/13) ... knocked the game-winning RBI double in the fourth inning against to carry Auburn to an 1-0 win over Murray State (2/26) ... her fourth home run of the season, a solo homer against IUPUI (2/27), plated the go-ahead run in the Tigers' 5-0 victory ... knocked the game-tying RBI double in Auburn's 9-1 come-from-behind victory over Southeastern Louisiana (3/6) ... drew a bases-loaded walk to plate the go-ahead run at Troy (3/10) ... drove in the game-tying and game-winning runs with a

sacrifice fly and RBI double, respectively, in Auburn's come-from-behind win against Kennesaw State (3/20).

### SOPHOMORE SEASON | 2020

Saw action in 21 contests, splitting time before behind the plate and at designated player ... earned a total of 13 starts as a sophomore, five starts at catcher and eight at designated player ... knocked 10 hits over 41 at-bats for a .244 average ... Totaled two multi-hit games as a sophomore ... four of her hits went for extra bases — one double, one triple, two home runs — to amass a .463 slugging percentage ... recorded five runs scored, four RBI and three walks ... perfect behind the plate with 21 putouts and three assists ... finished tied for third in the Southeastern Conference with one runner picked off ... went 2-for-2 at the plate with a double and RBI and recorded a career-high seven putouts vs. Texas State (Feb. 8) ... turned in her second multi-hit performance against UNCW (Feb. 15), slugging a solo home run against the Seahawks — her first of the season — and scored twice ... slugged another solo home run and drew a walk against Binghamton (Feb. 29) ... knocked her lone triple of the season against the Bearcats (March 1) the following game.

### FRESHMAN SEASON | 2019

Appeared in 33 games, making seven starts at designated player ... finished the season with 12 hits, including four extra-base hits ... totaled 13 RBI, nine runs scored and six walks ... Totaled a nine-game, on-base streak (Feb. 10 — March 8) and a six-game hit streak (Feb. 16 — March 8) — both were career longs ... slashed

### GODWIN'S OVERALL CAREER STATS

YEAR	AVG	GP-GS	AB	R	H	2B	3B	HR	RBI	TB	SLG%	BB	HBP	SO	GDP	OB%	SF	SH	SB-ATT	PO	A	E	FLD%
2019	.286	33-7	42	9	12	2	1	1	13	19	.452	6	0	10	0	.375	0	0	1-1	1	0	0	1.000
2020	.244	21-13	41	5	10	1	1	2	4	19	.463	3	0	7	1	.295	0	2	0-0	21	3	0	1.000
2021	.217	47-43	106	11	23	5	3	5	18	49	.462	7	0	27	0	.263	1	3	0-1	315	28	7	.980
<b>TOTAL</b>	<b>.238</b>	<b>101-63</b>	<b>189</b>	<b>25</b>	<b>45</b>	<b>8</b>	<b>5</b>	<b>8</b>	<b>35</b>	<b>87</b>	<b>.460</b>	<b>16</b>	<b>0</b>	<b>44</b>	<b>1</b>	<b>.296</b>	<b>1</b>	<b>5</b>	<b>1-2</b>	<b>337</b>	<b>31</b>	<b>7</b>	<b>.981</b>

### GODWIN'S SEC CAREER STATS

YEAR	AVG	GP-GS	AB	R	H	2B	3B	HR	RBI	TB	SLG%	BB	HBP	SO	GDP	OB%	SF	SH	SB-ATT	PO	A	E	FLD%
2019	.133	13-1	15	2	2	0	0	0	3	2	.133	2	0	6	0	.235	0	0	0-0	0	0	0	.000
2020	.167	3-2	6	0	1	0	0	0	0	1	.167	0	0	1	0	.167	0	2	0-0	2	0	0	1.000
2021	.133	21-18	45	2	6	1	0	1	1	10	.222	2	0	18	0	.170	0	3	0-0	109	19	3	.977
<b>TOTAL</b>	<b>.136</b>	<b>37-21</b>	<b>66</b>	<b>4</b>	<b>9</b>	<b>1</b>	<b>0</b>	<b>1</b>	<b>4</b>	<b>13</b>	<b>.197</b>	<b>4</b>	<b>0</b>	<b>25</b>	<b>0</b>	<b>.186</b>	<b>0</b>	<b>5</b>	<b>0-0</b>	<b>111</b>	<b>19</b>	<b>3</b>	<b>.977</b>



**SENIORS**

.286/.452/.375 over freshman campaign ... made her collegiate debut against Florida A&M (Feb. 10), drawing a pinch-hit walk ... recorded her first career hit with a single in her first collegiate start against Texas Tech (Feb. 16) ... slugged first collegiate home run against Villanova (Feb. 24), knocking the three-run homer in a pinch-hit appearance in the sixth inning ... Recorded two multi-hit contest against Troy (Feb. 24) and Mercer (March 8) ... tallied her first hit and RBI in Southeastern Conference play against Texas A&M (March 17) ... Knocked a two-run, pinch-hit single against Colorado State (May 18) in the Tucson Regional.

**HIGH SCHOOL**

Prepped at Daphne High School ... an All-Baldwin County selection from eighth grade through junior year ... three-time Alabama Sports Writers Association All-State catcher ... 2016 Class 6A ASWA Hitter of the Year ... selected to the AHSAA North/South All-Star Game in 2017 ... helped lead the Trojans to the Class 6A state championship game as a junior ... in three years at Daphne, batted .426 with 44 doubles, 41 home runs, 136 runs batted in and 66 stolen bases ... 2018 PGF Regional (Southeast) All-American ... missed her senior season while recovering from an injury.

**PERSONAL**

Daughter of Jimmy and Crystal Godwin ... majoring in exercise science.

**CAREER HIGHS**

AB	4 (2x), last vs. Georgia Southern (2/28/20)
Runs	2 (4x), last vs. IUPUI (2/27/21)
Hits	2 (8x), last vs. Southern Miss (3/5/21)
Doubles	2 (2x), last vs. Mercer (3/8/19)
Triples	1 (5x), last vs. Southern Miss (3/5/21)
Home Runs	1 (8x), last at LSU (5/7/21)
RBI	3 (2x), last vs. Southeast Missouri (2/13/21)
Hit Streak	6, 2/16/19 to 3/8/19
On-Base Streak	9, 2/10/19 to 3/8/19

**MULTI-HIT / MULTI-RBI GAMES**

Year	Multi-Hit Games					Total	Year	Multi-RBI Games					Total
	2	3	4	5+	2			3	4	5+			
2019	2	-	-	-	2	2019	1	1	-	-	2		
2020	2	-	-	-	2	2020	-	-	-	-	-		
2021	4	-	-	-	4	2021	4	1	-	-	5		
<b>TOTAL</b>	<b>8</b>	<b>-</b>	<b>-</b>	<b>-</b>	<b>8</b>	<b>TOTAL</b>	<b>5</b>	<b>2</b>	<b>-</b>	<b>-</b>	<b>7</b>		





## #34 KK DISMUKES

RIGHT-HANDED PITCHER | R/R | 5-11 | JUNIOR  
HOLTVILLE, ALA. (HOLTVILLE)

### HONORS & AWARDS

2019-20 First-Year SEC Academic Honor Roll

2019-20 Athletic Director's Honor Roll

### SOPHOMORE SEASON | 2021

Appeared in 24 total games as Auburn's first arm out of the bullpen ... also started two games in the circle ... picked up three wins and four saves ... ranked fifth in the SEC in 14th nationally in saves ... her four saves are tied for sixth in Auburn single-season history and were the most by an Auburn pitcher since Kaylee Carlson in 2017 ... finished second on the squad with a 1.50 ERA, giving up just 13 earned runs in 60.2 innings pitched ... did not allow more than two earned runs in a single appearance ... held the fourth-lowest ERA by a SEC pitcher ... totaled 54 strikeouts ... held opponents to a .244 average at the plate ... combined for a pair of shutouts ... earned the first victory of her collegiate career in a relief appearance against Southeast Missouri State (2/13), holding the Redhawks scoreless over 1.2 innings ... earned her first collegiate save versus Jacksonville (2/20) after one-hitting the Dolphins in 3.0 innings of work ... picked up her second save of the season against Murray State (2/26), tossing 1.2 innings of scoreless relief while striking out two ... combined for her first collegiate shutout, tossing the final inning against IUPUI (2/27) and striking out two ... earned her third save of the season entering a two-run game against Southern Miss (3/5), holding the Golden Eagles hitless for two innings while striking out four ... earned her first start of the season

against Southeastern Louisiana (3/6) and allowed just one unearned Lady Lion run while striking out three ... tossed a career high 5.1 innings and struck out five to pick up her third win of the season in a relief appearance against Kennesaw State (3/21) ... struck out six over three innings of relief at Georgia State (4/14) for her fourth save of the season ... turn in a career performance at the SEC Tournament against South Carolina (5/11), fanning a career high eight batters in six innings of relief.

### FRESHMAN SEASON | 2020

Missed the majority of the season recovering from an injury sustained prior to Auburn ... made her collegiate debut in a rehab start against Binghamton (March 1), striking out two ... tossed 1.2 innings of scoreless relief in her SEC debut at Florida (March 6) ... she fanned one in the appearance ... gave up just one run and three hits in a second relief appearance against the Gators on March 7.

### HIGH SCHOOL

Prepped at Holtville High School ... Alabama Gatorade Player of the Year winner ... five-time ASWA all-state selection ... named the Elmore County Softball Player of the Year by the Wetumpka Herald as a senior ... concluded her senior season with a 33-7 pitching record while posting a 1.23 ERA, striking out 316 batters in 842 plate appearances in addition to 24 complete games and 12 shutouts, which included a perfect game against Wetumpka on

### DISMUKES' OVERALL CAREER STATS

YEAR	ERA	W-L	APP	GS	CG	SHO	SV	IP	H	R	ER	BB	SO	2B	3B	HR	BF	BAVG	WP	HBP	BK	SFA	SHA
2020	12.00	0-1	3	1	0	0/0	0	2.1	6	4	4	2	3	0	0	0	16	.462	0	0	0	0	1
2021	1.50	3-2	24	2	0	0/2	4	60.2	56	23	13	27	54	6	0	4	264	.247	5	5	0	1	4
<b>TOTAL</b>	<b>1.89</b>	<b>3-3</b>	<b>27</b>	<b>3</b>	<b>0</b>	<b>0/2</b>	<b>4</b>	<b>63.0</b>	<b>62</b>	<b>27</b>	<b>17</b>	<b>29</b>	<b>57</b>	<b>6</b>	<b>0</b>	<b>4</b>	<b>280</b>	<b>.258</b>	<b>5</b>	<b>5</b>	<b>0</b>	<b>1</b>	<b>5</b>

### DISMUKES' SEC CAREER STATS

YEAR	ERA	W-L	APP	GS	CG	SHO	SV	IP	H	R	ER	BB	SO	2B	3B	HR	BF	BAVG	WP	HBP	BK	SFA	SHA
2020	4.20	0-1	2	0	0	0/0	0	1.2	3	1	1	0	1	0	0	0	9	.375	0	0	0	0	1
2021	2.57	0-1	9	1	0	0/0	0	16.1	22	13	6	12	11	4	0	1	87	.314	2	4	0	0	2
<b>TOTAL</b>	<b>2.72</b>	<b>0-2</b>	<b>11</b>	<b>1</b>	<b>0</b>	<b>0/0</b>	<b>0</b>	<b>18.0</b>	<b>25</b>	<b>14</b>	<b>7</b>	<b>12</b>	<b>12</b>	<b>4</b>	<b>0</b>	<b>1</b>	<b>96</b>	<b>.321</b>	<b>2</b>	<b>4</b>	<b>0</b>	<b>0</b>	<b>3</b>



JUNIORS

Holtville's senior night ... had 15 games as a senior with 10-or-more strikeouts ... opponents batted .158 against her in 2019, while giving up only five extra-base hits in 211 innings pitched ... at the plate, she batted .587 with 23 home runs and 70 RBI before finishing the season with a 1.915 OPS.

PERSONAL

Daughter of Amanda and Doug Dismukes ... has one brother, Dylan ... majoring in computer science.

CAREER HIGHS

Innings	6.0 (2x), last vs. UCF (5/21/21)
Hits	7 (2x), last vs. UCF (5/21/21)
Runs	4, at Ole Miss (4/24/21)
Earned Runs	3, vs. Binghamton (3/1/20)
Walks	4, at Missouri (3/27/21)
Strikeouts	8, vs. South Carolina (5/11/21)
Complete games	
Struck out multiple batters	16x, last vs. UCF (5/21/21)

CAREER LOWS

Allowed one earned run or fewer	11x, last vs. UCF (5/21/21)
Walks	0 (4x), last vs. Kentucky (4/18/21)
Hits	0 (2x), last vs. Southern Miss (3/5/21)
Runs	0 (2x), last vs. Southern Miss (3/5/21)
Earned Runs	0 (4x), last vs. Kentucky (4/18/21)

MINIMUM 2.0 IP

CAREER RECORD

at Jane B. Moore Field	3-0
Road	0-3
Neutral	0-0
vs. SEC	0-2





**#17 MAIA ENGELKES**  
**INFIELD | R/R | 5-11 | JUNIOR**  
**SIoux FALLS, S.D. (HARRISBURG)**

**HONORS & AWARDS**

2021 SEC Spring Academic Honor Roll

2019-20 First-Year SEC Academic Honor Roll

2019-20 Athletic Director's Honor Roll

**SOPHOMORE SEASON | 2021**

Appeared in 19 games, starting one at designated player ... knocked three hits and drove in three RBI — all as a pinch hitter ... scored a pair of runs ... earned her only start of the season against No. 13 Florida State (3/20) ... knocked a pinch-hit single up the middle to plate the go-ahead run in Auburn's come-from-behind win at Texas A&M (4/11) ... slugged the first double of her collegiate career driving a ball off the wall to right center in a pinch-hit appearance against Alabama State (4/13) to plate the go-ahead run ... knocked a pinch-hit RBI single against Tennessee (5/1).

**FRESHMAN SEASON | 2020**

Appeared in 16 contests while earning six starts, primarily in the outfield, over her debut season ... totaled three hits, including a home run, to drive in four runs ... in 14 attempts, successfully advanced runners on seven occasions ... accounted for four runs scored ... drew a walk and one hit by pitch over the course of the season ... fielding nine putouts defensively ... made collegiate debut as a pinch hitter against Notre Dame (Feb. 7) ... making her first collegiate start versus UNCW (Feb. 14), knock the first hit of her career while scoring a run ... slugged a two-run home run,

the first of her career, versus Alabama (Feb. 15) ... it was her lone multi-RBI game of her freshman season ... made her SEC debut as a pinch hitter at Florida (March 6).

**HIGH SCHOOL**

Prepped at Harrisburg High School ... graduated valedictorian of her senior class ... awarded "Academic Excellence Award" presented by ASBSD for achieving top one percent of graduating seniors in South Dakota ... earned co-captain status while also being named her team's defensive most valuable player ... All-State South Dakota high school softball award ... South Dakota Class A Fastpitch All-Tournament Team ... PGF All-American Watchlist ... PGF All-Region team.

**PERSONAL**

Daughter of Dan and Tamera Engelkes ... has one sister, Emily, and one brother, Cody ... majoring in biomedical sciences (pre-medicine).

**ENGELKES' OVERALL CAREER STATS**

YEAR	AVG	GP-GS	AB	R	H	2B	3B	HR	RBI	TB	SLG%	BB	HBP	SO	GDP	OB%	SF	SH	SB-ATT	PO	A	E	FLD%
2020	.136	16-6	22	4	3	0	0	1	4	6	.273	1	1	4	1	.208	0	0	0-0	9	0	1	.900
2021	.143	19-1	21	2	3	1	0	0	3	4	.190	0	0	9	0	.143	0	1	0-0	0	0	0	.000
<b>TOTAL</b>	<b>.140</b>	<b>35-7</b>	<b>43</b>	<b>6</b>	<b>6</b>	<b>1</b>	<b>0</b>	<b>1</b>	<b>7</b>	<b>10</b>	<b>.233</b>	<b>1</b>	<b>1</b>	<b>13</b>	<b>1</b>	<b>.178</b>	<b>0</b>	<b>1</b>	<b>0-0</b>	<b>9</b>	<b>0</b>	<b>1</b>	<b>.900</b>

**ENGELKES' OVERALL CAREER STATS**

YEAR	AVG	GP-GS	AB	R	H	2B	3B	HR	RBI	TB	SLG%	BB	HBP	SO	GDP	OB%	SF	SH	SB-ATT	PO	A	E	FLD%
2020	.000	2-0	0	0	0	0	0	0	0	0	.000	0	0	2	0	.000	0	0	0-0	0	0	0	.000
2021	.200	10-0	10	0	2	0	0	0	2	2	.200	0	0	2	0	.200	0	0	0-0	0	0	0	.000
<b>TOTAL</b>	<b>.200</b>	<b>12-0</b>	<b>10</b>	<b>0</b>	<b>2</b>	<b>0</b>	<b>0</b>	<b>0</b>	<b>2</b>	<b>2</b>	<b>.200</b>	<b>0</b>	<b>0</b>	<b>4</b>	<b>0</b>	<b>.200</b>	<b>0</b>	<b>0</b>	<b>0-0</b>	<b>0</b>	<b>0</b>	<b>0</b>	<b>.000</b>



### CAREER HIGHS

AB \_\_\_\_\_ 4, vs. UNCW (2/14/20)  
 Runs \_\_\_\_\_ 1 (6x), last vs. Alabama State (4/13/21)  
 Hits \_\_\_\_\_ 1 (6x), last vs. Tennessee (5/1/21)  
 Doubles \_\_\_\_\_ 1, vs. Alabama State (4/13/21)  
 Triples \_\_\_\_\_  
 Home Runs \_\_\_\_\_ 1, vs. Alabama State (2/15/20)  
 RBI \_\_\_\_\_ 2, vs. Alabama State (2/15/20)  
 Hit Streak \_\_\_\_\_ 2 (2x), last 4/11/21 to 4/13/21  
 On-Base Streak \_\_\_\_\_ 3, 2/15/20 to 2/16/20

### MULTI-HIT / MULTI-RBI GAMES

Year	Multi-Hit Games					Total	Year	Multi-RBI Games					Total
	2	3	4	5+				2	3	4	5+		
2020	-	-	-	-	-	-	2020	1	-	-	-	-	1
2021	-	-	-	-	-	-	2021	-	-	-	-	-	-
TOTAL	-	-	-	-	-	-	TOTAL	1	-	-	-	-	1







# #12 CARLEE MCCONDICHIE

UTILITY | L/R | 5-7 | JUNIOR  
BIRMINGHAM, ALA. (GARDENDALE)

## HONORS & AWARDS

2021 SEC Spring Academic Honor Roll

2019-20 First-Year SEC Academic Honor Roll

SEC Co-Freshman of the Week (March 2, 2020)

## SOPHOMORE SEASON | 2021

Appeared in 29 games, primarily seeing time as a pinch runner or a defensive substitution at second base ... earned three starts ... scored a pair of runs ... was perfect defensively behind 13 putouts and 12 assists ... Earned the first start of her sophomore season at second base versus No. 19 South Carolina (2/20) ... swiped her only base of the season in a pinch-running appearance against Alabama State (4/13) before coming home to score off a Lady Hornet error ... recorded a season-high three assists coming off the bench to play second base at Ole Miss (4/25).

## FRESHMAN SEASON | 2020

Appeared in 22 contests, primarily as a pinch hitter and reserve infielder, before earning a starting role at second base ... started 10 games as a true freshman for the Tigers ... held a .469 average at the plate, fifth highest in the SEC, behind 15 hits ... Auburn's most successful hitter off the bench, going 3-for-4 in pinch-hit opportunities ... slugged one double and one triple for a .592 slugging mark ... finished third on the team with 10 runs scored while driving in seven ... drew five walks en route to a .541 on-base percentage, which ranked 11th in the conference ... closed her debut season 4-for-5 in stolen base attempts ... committed just one error

for a .972 fielding percentage at second base ... recorded 16 putouts and 21 assists ... led the Tigers in SEC play with a .500 average after going 4-for-8 in the lone series of the shortened season ... made collegiate debut as a pinch runner versus Notre Dame (Feb. 7) ... scored first collegiate run and swiped the first base of her career against Texas State (Feb. 8) ... drew her first walk in a pinch-hit appearance versus Alabama State (Feb. 14) ... knocked the first base hit of her career in a rematch with the Hornets (Feb. 15) ... drove in her first run with an RBI single against UNCW (Feb. 15) ... followed up with a solo home run against the Seahawks the following day (Feb. 16) ... went 2-for-2 with a run score and RBI against No. 18 Minnesota (Feb. 28) for her first multi-hit performance ... set a career-high in hits and runs scored after knocking three singles and crossing home plate three times against Binghamton (March 1) ... her lone multi-RBI performance of the season came against Georgia Southern (March 1) as she drove in two with the help of her first collegiate double ... her efforts over the Tiger Invitational (Feb. 28-March 1) earned her Co-SEC Freshman of the Week honors ... matched her career high in hits after going 3-for-3 at No. 7 Florida (March 8).

## HIGH SCHOOL

Prepped at Gardendale High School ... four-time Alabama Sports Writers Association Class 6A All-State selection ... the Birmingham Kiwanis Club Softball Player of the Year in 2019 ... MaxPreps All-American second team honoree ... named the ASWA Class 6A Player of the Year ... concluded her senior season with 74 runs scored and 61 RBI ... held a .494 average at the plate ... as a senior, had 29 doubles, 11 triples

### MCCONDICHIE'S OVERALL CAREER STATS

YEAR	AVG	GP-GS	AB	R	H	2B	3B	HR	RBI	TB	SLG%	BB	HBP	SO	GDP	OB%	SF	SH	SB-ATT	PO	A	E	FLD%
2020	.469	22-10	32	10	15	1	0	1	7	19	.594	5	0	4	0	.541	0	0	4-5	16	21	1	.974
2021	.071	29-3	14	2	1	0	0	0	0	1	.071	0	0	2	0	.071	0	0	1-1	13	12	0	1.000
<b>TOTAL</b>	<b>.348</b>	<b>51-13</b>	<b>46</b>	<b>12</b>	<b>16</b>	<b>1</b>	<b>0</b>	<b>1</b>	<b>7</b>	<b>20</b>	<b>.435</b>	<b>5</b>	<b>0</b>	<b>6</b>	<b>0</b>	<b>.412</b>	<b>0</b>	<b>0</b>	<b>5-6</b>	<b>29</b>	<b>33</b>	<b>1</b>	<b>.984</b>

### MCCONDICHIE'S OVERALL CAREER STATS

YEAR	AVG	GP-GS	AB	R	H	2B	3B	HR	RBI	TB	SLG%	BB	HBP	SO	GDP	OB%	SF	SH	SB-ATT	PO	A	E	FLD%
2020	.500	3-3	8	0	4	0	0	0	0	4	.500	0	0	2	0	.500	0	0	0-1	6	6	1	.923
2021	.000	14-0	2	1	0	0	0	0	0	0	.000	0	0	0	0	.000	0	0	0-0	6	4	0	1.000
<b>TOTAL</b>	<b>.400</b>	<b>17-3</b>	<b>10</b>	<b>1</b>	<b>4</b>	<b>0</b>	<b>0</b>	<b>0</b>	<b>0</b>	<b>4</b>	<b>.400</b>	<b>0</b>	<b>0</b>	<b>2</b>	<b>0</b>	<b>.400</b>	<b>0</b>	<b>0</b>	<b>0-1</b>	<b>12</b>	<b>10</b>	<b>1</b>	<b>.957</b>



JUNIORS

to go along with 88 total hits and produced 2.2 runs per game.

PERSONAL


Daughter of Kip and Misty McCondichie ... has one brother, Cayden ... majoring in public relations.

CAREER HIGHS

AB	_____	4 (2x), last vs. Binghamton (3/1/20)
Runs	_____	3, vs. Binghamton (3/1/20)
Hits	_____	3 (2x), last at Florida (3/8/20)
Doubles	_____	1, vs. Georgia Southern (3/1/20)
Triples	_____	
Home Runs	_____	1, vs. UNCW (2/16/20)
RBI	_____	2, vs. Georgia Southern (3/1/20)
Hit Streak	_____	5, 2/28/20 to 3/6/20
On-Base Streak	_____	6 2/28/20 to 3/6/20

MULTI-HIT / MULTI-RBI GAMES

Year	Multi-Hit Games					Total	Year	Multi-RBI Games					Total
	2	3	4	5+				2	3	4	5+		
2020	1	2	-	-		3	2020	1	-	-	-		1
2021	-	-	-	-		-	2021	-	-	-	-		-
TOTAL	1	2	-	-		3	TOTAL	1	-	-	-		1





**#11 MADDIE MAJORS**  
**OUTFIELD/FIRST BASE | L/R | 5-8 | JUNIOR**  
**BIRMINGHAM, ALA. (SPAIN PARK)**

**HONORS & AWARDS**

- 2021 Easton/NFCA All-America Scholar-Athlete
- 2021 SEC Spring Academic Honor Roll
- 2019-20 First-Year SEC Academic Honor Roll
- 2019-20 Athletic Director's Honor Roll

**SOPHOMORE SEASON | 2021**

Saw action in five contests, primarily as a pinch hitter ... also came off the bench as a defensive substitution at first base ... Recorded her first collegiate hit, extra-base hit and RBI with a pinch-hit double against Troy (3/4) ... took over at first base in the SEC Tournament against South Carolina (5/11) in place of an injured Justus Perry.

**FRESHMAN SEASON | 2019**

Appeared in four contests, primarily as a pinch hitter ... credited with four at-bats over her debut season ... drew one hit by pitch to help post a .200 on-base percentage ... Made collegiate debut as a pinch hitter versus Alabama State (Feb. 14) ... reached base for the first time in her career via a hit by pitch versus UNCW (Feb. 15) ... set career high with two at-bats versus Binghamton (Feb. 29).

**HIGH SCHOOL**

Prepped at Spark Park High School ... selected to the NFCA All-Region softball team ... first-team NFCA All-American in 2018 and 2019 ... second-team NFCA All-American in 2017 ... Alabama Sports Writers Association first-team selection ... ASWA Super All-State first team ... AHSAA Class 7A state runner-up in 2016 and 2018 ... helped the Jaguars win five consecutive area championships ... AHSAA North/South

All-Star team selection.

**PERSONAL**

Daughter of Greg and Julie Majors ... has one brother, Jake ... her mom, Julie, is an Auburn alum ... majoring in collaborative special education.

**CAREER HIGHS**

AB	2, vs. Binghamton (2/29/20)
Runs	
Hits	1, vs. Troy (3/4/21)
Doubles	1, vs. Troy (3/4/21)
Triples	
Home Runs	
RBI	1, vs. Troy (3/4/21)
Hit Streak	
On-Base Streak	

**MULTI-HIT / MULTI-RBI GAMES**

Year	Multi-Hit Games					Total	Year	Multi-RBI Games					Total
	2	3	4	5+	2			3	4	5+			
2020	-	-	-	-	-	-	2020	-	-	-	-	-	
2021	-	-	-	-	-	-	2021	-	-	-	-	-	
TOTAL	-	-	-	-	-	-	TOTAL	-	-	-	-	-	

**MAJORS' OVERALL CAREER STATS**

YEAR	AVG	GP-GS	AB	R	H	2B	3B	HR	RBI	TB	SLG%	BB	HBP	SO	GDP	OB%	SF	SH	SB-ATT	PO	A	E	FLD%
2020	.000	4-0	4	0	0	0	0	0	0	0	.000	0	1	1	1	.200	0	0	0-0	1	0	0	1.000
2021	.250	5-0	4	0	1	1	0	0	1	2	.500	0	0	0	0	.250	0	0	0-0	4	0	0	1.000
<b>TOTAL</b>	<b>.125</b>	<b>9-0</b>	<b>8</b>	<b>0</b>	<b>1</b>	<b>1</b>	<b>0</b>	<b>0</b>	<b>1</b>	<b>3</b>	<b>.250</b>	<b>0</b>	<b>1</b>	<b>1</b>	<b>1</b>	<b>.222</b>	<b>0</b>	<b>0</b>	<b>0-0</b>	<b>5</b>	<b>0</b>	<b>0</b>	<b>1.000</b>

**MAJORS' OVERALL CAREER STATS**

YEAR	AVG	GP-GS	AB	R	H	2B	3B	HR	RBI	TB	SLG%	BB	HBP	SO	GDP	OB%	SF	SH	SB-ATT	PO	A	E	FLD%
2020	.000	0-0	0	0	0	0	0	0	0	0	.000	0	0	0	0	.000	0	0	0-0	0	0	0	.000
2021	.000	2-0	2	0	0	0	0	0	0	0	.000	0	0	0	0	.000	0	0	0-0	0	0	0	.000
<b>TOTAL</b>	<b>.000</b>	<b>2-0</b>	<b>2</b>	<b>0</b>	<b>0</b>	<b>0</b>	<b>0</b>	<b>0</b>	<b>0</b>	<b>0</b>	<b>.000</b>	<b>0</b>	<b>0</b>	<b>0</b>	<b>0</b>	<b>.000</b>	<b>0</b>	<b>0</b>	<b>0-0</b>	<b>0</b>	<b>0</b>	<b>0</b>	<b>.000</b>



## #5 LINDSEY GARCIA

INFIELD | R/R | 5-5 | JUNIOR  
CORAL SPRINGS, FLA. (CORAL SPRINGS CHARTER)



### HONORS & AWARDS

2019-20 First-Year SEC Academic Honor Roll

### SOPHOMORE SEASON | 2021

Appeared in 45 contests and started a total of 38 games ... split time starting at third base before becoming Auburn's starting designated player ... knocked 25 hits, including three doubles and three home runs ... scored 16 runs ... finished tied for third on the team with 15 RBI ... went a perfect 5-for-5 in stolen base attempts ... recorded four multi-hit games ... earned her first start of the season at designated player versus Murray State (2/26), knocking an RBI single to right center to plate the go-ahead run ... recorded her first multi-hit game of the season with a 2-for-3 performance against Troy (3/4) ... turned in her first multi-RBI game of her career driving in two against Southern Miss (3/5) while beating an two-out infield single ... led off Auburn's seven-run fourth inning against Southeastern Louisiana (3/6) with her first collegiate home run ... drove in two more runs that same inning with a double to left center to bring her total to a career high three RBI ... knocked in the go-ahead run with an RBI single to left in Auburn's comeback win in game two against the Lady Lions (3/6) ... provided an immediate offensive response in the series finale at Texas A&M (4/11) with a solo homer to tie the game ... slugged her second home run in as many games with a solo home run versus Alabama State (4/13) ... celebrated her birthday with a 2-for-3 performance at Ole Miss (4/25), picking up an RBI and scoring a run.

### FRESHMAN SEASON | 2020

Appeared in 19 contests as a true freshman, earning a total of four starts ... two of

her starts came at third base and two at designated player ... held a .263 average after going 5-for-19 at the plate ... scored seven runs for the Tigers ... four of her five hits went for extra bases — three doubles, one triple ... closed season with a .526 slugging clip and drove in four runs ... drew three walks and one hit by pitch to post a .391 on-base percentage ... made collegiate debut as a pinch runner against Liberty (Feb. 8) ... scored the first run of her career versus UNCW (Feb. 14) ... set career high in hits going 2-for-2, slugging her first collegiate double and RBI against Alabama State (Feb. 14) ... it was her lone multi-hit contest of the season ... slugged the first triple of her career against No. 18 Minnesota (Feb. 28) ... knocked a pitch-hit RBI double against the Gophers (Feb. 29) the following day and swiped the first base of her career ... made her SEC debut as a pinch hitter at No. 7 Florida (March 6).

### HIGH SCHOOL

Prepped at Coral Springs Charter School ... one of two players to ever win five FHSAA state championships in the state of Florida ... over five years, Coral Springs Charter went 144-7 with Garcia in the lineup ... two-time Miami Herald/Sun Sentinel Class 6A-1A softball player of the year ... finished her senior season batting .549 with 45 hits, 10 home runs, 54 runs scored, 44 RBI, 23 stolen bases and a .644 on-base percentage ... a career .458 batter in high school with 183 hits, 149 RBI and 23 home runs ... four-time all-county and all-state selection ... 2019 MaxPreps first team All-American ... 2019 Florida Dairy Farmers Miss Softball ... 2019 PGF All-American Watch List ... won a FHSAA bowling state championship.

### GARCIA'S OVERALL CAREER STATS

YEAR	AVG	GP-GS	AB	R	H	2B	3B	HR	RBI	TB	SLG%	BB	HBP	SO	GDP	OB%	SF	SH	SB-ATT	PO	A	E	FLD%
2020	.263	19-4	19	7	5	3	1	0	4	10	.526	3	1	7	0	.391	0	0	1-1	1	4	0	1.000
2021	.236	45-38	106	16	25	3	0	3	15	37	.349	8	3	18	0	.303	2	2	5-5	13	16	5	.853
<b>TOTAL</b>	<b>.240</b>	<b>64-42</b>	<b>125</b>	<b>23</b>	<b>30</b>	<b>6</b>	<b>1</b>	<b>3</b>	<b>19</b>	<b>47</b>	<b>.376</b>	<b>11</b>	<b>4</b>	<b>25</b>	<b>0</b>	<b>.317</b>	<b>2</b>	<b>2</b>	<b>6-6</b>	<b>14</b>	<b>20</b>	<b>5</b>	<b>.872</b>

### GARCIA'S SEC CAREER STATS

YEAR	AVG	GP-GS	AB	R	H	2B	3B	HR	RBI	TB	SLG%	BB	HBP	SO	GDP	OB%	SF	SH	SB-ATT	PO	A	E	FLD%
2020	.000	3-0	2	0	0	0	0	0	0	0	.000	1	0	0	0	.333	0	0	0-0	0	0	0	.000
2021	.182	22-20	55	7	10	1	0	1	4	14	.255	4	2	15	0	.258	1	2	2-2	3	5	0	1.000
<b>TOTAL</b>	<b>.175</b>	<b>25-20</b>	<b>57</b>	<b>7</b>	<b>10</b>	<b>1</b>	<b>0</b>	<b>1</b>	<b>4</b>	<b>14</b>	<b>.246</b>	<b>5</b>	<b>2</b>	<b>15</b>	<b>0</b>	<b>.262</b>	<b>1</b>	<b>2</b>	<b>2-2</b>	<b>3</b>	<b>5</b>	<b>0</b>	<b>1.000</b>



**PERSONAL**

Daughter of Ginny and Andy Garcia ... has one sister, Madison ... majoring in biomedical sciences.

**CAREER HIGHS**

AB \_\_\_\_\_ 4, at Troy (3/10/21)  
 Runs \_\_\_\_\_ 1 (23x), last vs. UCF (5/21/21)  
 Hits \_\_\_\_\_ 2 (6x), last at Ole Miss (4/25/21)  
 Doubles \_\_\_\_\_ 1 (6x), last at LSU (5/7/21)  
 Triples \_\_\_\_\_ 1, vs. Minnesota (2/28/20)  
 Home Runs \_\_\_\_\_ 1 (3x), last at Alabama State (4/13/21)  
 RBI \_\_\_\_\_ 3, vs. Southeastern Louisiana (3/6/21)  
 Hit Streak \_\_\_\_\_ 8, 2/26/21 to 3/6/21  
 On-Base Streak \_\_\_\_\_ 9, 2/21/21 to 3/6/21

**MULTI-HIT / MULTI-RBI GAMES**

Year	Multi-Hit Games					Total	Year	Multi-RBI Games					Total
	2	3	4	5+	2			3	4	5+			
2020	1	-	-	-	1	2020	-	-	-	-	-		
2021	5	-	-	-	5	2021	2	1	-	-	3		
TOTAL	6	-	-	-	6	TOTAL	2	1	-	-	3		





# #55 SHELBY LOWE

LEFT-HANDED PITCHER | R/L | 5-5 | SOPHOMORE  
CARROLLTON, ALA. (PICKENS ACADEMY)

### HONORS & AWARDS

- 2021 Schutt Sports/NFCA National Freshman of the Year Top 15 Finalist
- 2021 NFCA All-Southeast Region Third Team
- 2021 All-SEC Second Team
- 2021 All-SEC Freshman Team
- D1 Softball National Freshman of the Week (March 30, 2021)
- SEC Freshman of the Week (March 8, 2021)
- SEC Freshman of the Week (March 30, 2021)
- 2021 D1 Softball's Preseason Top 15 True Freshmen [No. 15]

### FRESHMAN SEASON | 2021

Appeared in 30 contests, starting 26 games in the circle ... earned 13 wins and recorded one save ... posted a 1.48 ERA behind 165.2 innings of work ... fanned 179 batters while only issuing 28 walks ... held opponents to a .216 batting average at the plate ... hurled 15 complete games, three of which were shutouts ... one of 15 finalists for Schutt Sports/NFCA Division I National Freshman of the Year ... NFCA All-Southeast Region Third Team ... All-SEC Second Team ... the only Auburn freshman pitcher in program history to earn All-SEC honors during their debut season ... SEC All-Freshman Team ... ranks second in the SEC with a 6.39 strikeout-to-walk ratio and a 1.18 walks allowed per seven innings average ... set Auburn's single-season record for fewest walks allowed per seven innings ... ranked third in the conference in earned run average and eighth in strikeouts per seven innings (7.6) ... her 1.48 ERA was the second lowest recorded by a Tiger freshman pitcher in program history and ranked sixth in Auburn single-season history ... led all SEC true freshmen and ranked fifth overall in the league with 179 strikeouts ... her 179 strikeouts were the second most by an Auburn freshman in program history ... finished the season with the 10th most strikeouts in Auburn single-season history and were the most by an Auburn

pitcher since 2010 ... just the fifth Auburn freshman to ever record 100+ strikeouts in a season and the first to do so since Marcy Harper in 2013 ... struck out at least 10 batters in seven appearances this season ... tossed 15 complete games as a freshman, the 10th most in Auburn's single-season history ... went 24.1 consecutive innings without allowing a run, the eighth longest streak in program history ... joined teammate Maddie Penta and Anna Thompson (2007) as the only Auburn pitchers to win multiple SEC Freshman of the Week honors in a season ... retired 20 consecutive batters with a career high 12 strikeouts in a one-hit performance against Murray State (2/26) to record the first complete-game shutout of her career ... turned in a double-digit strikeout performance against Southern Miss (3/5) with 11 over seven innings ... earned her first victory over a ranked opponent by holding No. 13 Florida State (3/21) to one unearned run off three hits and a walk while striking out six in a complete-game performance ... carried Auburn to its first conference win of the season behind 11 strikeouts in a 3-0 shutout at No. 18 Missouri (3/28) ... the win was Auburn's first in Columbia since 2015 and was Auburn's first shutout victory in SEC play since a 3-0 win at Tennessee on April 7, 2019 ... recorded her 100th strikeout of the season in a start against Arkansas (4/2) and would go on to match her career high with 12 strikeouts in the outing ... recorded her 10th win of her freshman season at Texas A&M (4/11) as she held the Aggies to one run off four hits while striking out five to secure Auburn's first series win in College Station since 2015 ... fanned 10 in a complete-game performance against No. 12 Kentucky (4/16), earning her 12th win of the season ... earned her first collegiate save at LSU (5/8), retiring the final two batters to secure Auburn's 9-5 win.

### HIGH SCHOOL

One of the top pitchers from the state of Alabama ... ranked the No. 9 prospect

### LOWE'S OVERALL CAREER STATS

YEAR	ERA	W-L	APP	GS	CG	SHO	SV	IP	H	R	ER	BB	SO	2B	3B	HR	BF	BAVG	WP	HBP	BK	SFA	SHA
2021	1.48	13-11	30	26	15	3/1	1	165.2	130	42	35	28	179	24	1	9	650	.216	3	7	0	2	10
<b>TOTAL</b>	<b>1.48</b>	<b>13-11</b>	<b>30</b>	<b>26</b>	<b>15</b>	<b>3/1</b>	<b>1</b>	<b>165.2</b>	<b>130</b>	<b>42</b>	<b>35</b>	<b>28</b>	<b>179</b>	<b>24</b>	<b>1</b>	<b>9</b>	<b>650</b>	<b>.216</b>	<b>3</b>	<b>7</b>	<b>0</b>	<b>2</b>	<b>10</b>

### LOWE'S SEC CAREER STATS

YEAR	ERA	W-L	APP	GS	CG	SHO	SV	IP	H	R	ER	BB	SO	2B	3B	HR	BF	BAVG	WP	HBP	BK	SFA	SHA
2021	1.74	5-8	17	14	10	1/0	1	100.1	84	30	25	21	93	13	0	7	404	.229	2	6	0	2	8
<b>TOTAL</b>	<b>1.74</b>	<b>5-8</b>	<b>17</b>	<b>14</b>	<b>10</b>	<b>1/0</b>	<b>1</b>	<b>100.1</b>	<b>84</b>	<b>30</b>	<b>25</b>	<b>21</b>	<b>93</b>	<b>13</b>	<b>0</b>	<b>7</b>	<b>404</b>	<b>.229</b>	<b>2</b>	<b>6</b>	<b>0</b>	<b>2</b>	<b>8</b>



of the 2020 class by Softball America ... selected the 2019-20 Alabama Gatorade Player of the Year ... a five-time All-State honoree ... selected to the 2019 AL.com Super All-State softball team ... 2019 Tuscaloosa News Super 9 softball team ... 2018 AISA Pitcher of the Year ... led Pickens Academy to a Class AA runner-up finish as a sophomore ... posted an 8-0 record with a 0.76 ERA over her shortened senior season ... struck out 97 and allowed just six walks over 46 innings pitched ... added a .429 batting average before the season ended due to COVID-19 ... led Alabama with a 15.7 strikeouts per seven innings mark as a junior ... ended junior campaign with a .14 earned run average and a 19-4 record ... totaled 336 strikeouts, 16 shutouts and six no-hitters ... allowed only three earned runs over 150 innings pitched ... went 20-4-1 in the circle behind a 0.63 ERA ... tallied 13 shutouts, including six no-hitters and two perfect games ... struck out 347 batters over 166.2 innings pitched ... competed for the Birmingham Thunderbolts, helping the club to a No. 1 ranking ... tossed a two-hit complete game with seven strikeouts to lead the Thunderbolts to a 4-1 victory in the PGF 16u Premier National title game ... it was the first PGF National Championship for the Thunderbolts organization ... named to the PGF 18U Premier All-Tournament Team.

**PERSONAL**

Full name is Shelby Grace Lowe ... born on December 8, 2001 ... daughter of Freddy and Ladonna Lowe ... has two older sisters, Whitney and Kristen ... her father played football at East Mississippi Community College ... her sister, Whitney, also competed for EMCC's softball program ... majoring in elementary education.

**CAREER HIGHS**

Innings	7.1 (2x), last at Ole Miss (4/23/21)
Hits	9, vs. Kentucky (4/16/21)
Runs	4 (3x), last vs. UCF (5/21/21)
Earned Runs	4 (2x), last vs. UCF (5/21/21)
Walks	3 (2x), last at LSU (5/9/21)
Strikeouts	12 (2x), last vs. Arkansas (4/2/21)
Complete games	15x, last vs. Kennesaw State (5/22/21)
Struck out multiple batters	28x, last vs. Kennesaw State (5/22/21)

**CAREER LOWS**

Allowed one earned run or fewer	17x, last vs. Kennesaw State (5/22/21)
Walks	0 (10x), last at LSU (5/7/21)
Hits	1, vs. Troy (3/4/21)
Runs	0 (7x), last at Georgia State (4/14/21)
Earned Runs	0 (10x), last at Georgia State (4/14/21)

MINIMUM 2.0 IP

**CAREER RECORD**

at Jane B. Moore Field	6-6
Road	6-3
Neutral	1-2
vs. SEC	5-8





# #31 KELSEY SCHMIDT

OUTFIELD | R/R | 5-6 | SOPHOMORE  
MAINEVILLE, OHIO (LITTLE MIAMI)



## HONORS & AWARDS

2021 Easton/NFCA All-America Scholar-Athlete  
2021 SEC First-Year Academic Honor Roll

## FRESHMAN SEASON | 2021

Appeared in 39 contests for the Tigers ... started seven games in left field, one in center, 14 in right and seven as a designated player ... knocked 18 hits to drive in five runs ... slugged two doubles and two home runs ... scored 11 runs ... went 4-for-4 in stolen base attempts ... recorded two multi-hit games for the Tigers ... in the first at-bat of her collegiate career, slugged a two-run home run against Southeast Missouri State (2/13) to drive in the first runs of the 2021 season ... saved a run from scoring in Auburn's second game against SEMO (2/13) with a laser throw from right field to throw out a runner at third ... knocked her first collegiate double vs. No. 19 South Carolina (2/20) ... threw out her a base runner at the plate with an outfield assists against Jacksonville (2/20) ... celebrated her birthday in style, going 2-for-2 with a solo blast against No. 13 Florida State (3/20) ... swiped the first base of her collegiate career at No. 18 Missouri (3/26) ... recorded her second multi-hit game of the season, matching her career high with a two-hit night against Alabama State (4/13).

## HIGH SCHOOL

A slugger at the plate that has recorded double-digit home runs over all three of her varsity seasons ... totaled 33 career homers, knocking 13 alone over her junior season ... led Little Miami to the 2019 Sectional Championship ... two-time ECC First Team All-Conference selection ... back-to-back Player of the Year honoree ... 2018 Most Valuable Player winner ... twice named to the All-State Second Team ... 2019

SWOC First Team All-Conference honoree ... also brought home First Team All-Region and Southwest All-District Team honors ...senior season was suspended due to COVID-19.

## PERSONAL

Full name is Kelsey Ann Schmidt ... born on March 20, 2002 ... daughter of Shelley and Eric Schmidt ... has three siblings, Cody, Brody and Brooklyn ... enrolled in the College of Sciences and Mathematics.

## CAREER HIGHS

AB \_\_\_\_\_ 4 (2x), last vs. Southeastern Louisiana (3/6/21)  
Runs \_\_\_\_\_ 1 (11x), last vs. Tennessee (5/2/21)  
Hits \_\_\_\_\_ 2 (2x), last vs. Alabama State (4/13/21)  
Doubles \_\_\_\_\_ 1, vs. IUPUI (2/27/21)  
Triples \_\_\_\_\_  
Home Runs \_\_\_\_\_ 1 (2x), last vs. Florida State (3/20/21)  
RBI \_\_\_\_\_ 2, vs. Southeast Missouri (2/13/21)  
Hit Streak \_\_\_\_\_ 4, 2/14/21 to 2/21/21  
On-Base Streak \_\_\_\_\_ 4 (2x), last 2/26/21 to 3/4/21

## MULTI-HIT / MULTI-RBI GAMES

Year	Multi-Hit Games					Total	Year	Multi-RBI Games					Total
	2	3	4	5+				2	3	4	5+		
2021	2	-	-	-	-	2	2021	1	-	-	-	-	1
TOTAL	2	-	-	-	-	2	TOTAL	1	-	-	-	-	1

## SCHMIDT'S OVERALL CAREER STATS

YEAR	AVG	GP-GS	AB	R	H	2B	3B	HR	RBI	TB	SLG%	BB	HBP	SO	GDP	OB%	SF	SH	SB-ATT	PO	A	E	FLD%
2021	.234	39-28	77	11	18	2	0	2	5	26	.338	4	0	12	0	.268	1	0	4-4	18	2	3	.870
TOTAL	.234	39-28	77	11	18	2	0	2	5	26	.338	4	0	12	0	.268	1	0	4-4	18	2	3	.870

## SCHMIDT'S SEC CAREER STATS

YEAR	AVG	GP-GS	AB	R	H	2B	3B	HR	RBI	TB	SLG%	BB	HBP	SO	GDP	OB%	SF	SH	SB-ATT	PO	A	E	FLD%
2021	.176	13-5	17	2	3	0	0	0	0	3	.176	1	0	3	0	.222	0	0	2-2	4	0	1	.800
TOTAL	.176	13-5	17	2	3	0	0	0	0	3	.176	1	0	3	0	.222	0	0	2-2	4	0	1	.800





# #24 REENA FALISI

OUTFIELD | L/L | 5-0 | SOPHOMORE  
GAINESVILLE, FLA. (OAK HILL)

### HONORS & AWARDS

2021 SEC First-Year Academic Honor Roll

### FRESHMAN SEASON | 2021

Appeared in three games as a pinch runner... made collegiate debut a versus Southeast Missouri State (2/13) ... scored her first career run in an appearance versus Southeastern Louisiana (3/6).

### HIGH SCHOOL

Competed exclusively with Alabama Sparks Elite club program ... Oak Hall High School does not field a softball program ... led the Sparks to the USA Softball 18U National Championship ... led the club to a top-five finish at PGF 18U Nationals ... turned in top-16 performances at ASA 14U Nationals, ASA 16U Nationals and JO 16U Cup ... recorded a .417 batting average coupled with a .547 on-base percentage during her first season with the Sparks ... posted a .396 average with a .518 on-base clip the following season ... closed the 2019 club season with a .407 average while adding a .532 on-base percentage.

### PERSONAL

Full name is Reena Maria Falisi ... born on May 24, 2002 ... daughter of Ross and Dawn Falisi ... has a younger brother, Rocco ... enrolled in the College of Sciences and Mathematics.

### CAREER HIGHS

AB \_\_\_\_\_  
 Runs \_\_\_\_\_, 1, vs. Southeastern Louisiana (3/6/21)  
 Hits \_\_\_\_\_  
 Doubles \_\_\_\_\_  
 Triples \_\_\_\_\_  
 Home Runs \_\_\_\_\_  
 RBI \_\_\_\_\_  
 Hit Streak \_\_\_\_\_  
 On-Base Streak \_\_\_\_\_

### MULTI-HIT / MULTI-RBI GAMES

Year	Multi-Hit Games					Multi-RBI Games				
	2	3	4	5+	Total	2	3	4	5+	Total
2021	-	-	-	-	-	-	-	-	-	-
TOTAL	-	-	-	-	-	-	-	-	-	-

### FALISI'S OVERALL CAREER STATS

YEAR	AVG	GP-GS	AB	R	H	2B	3B	HR	RBI	TB	SLG%	BB	HBP	SO	GDP	OB%	SF	SH	SB-ATT	PO	A	E	FLD%
2021	.000	3-0	0	1	0	0	0	0	0	0	.000	0	0	0	0	.000	0	0	0-0	0	0	0	.000
TOTAL	.000	3-0	0	1	0	0	0	0	0	0	.000	0	0	0	0	.000	0	0	0-0	0	0	0	.000

### FALISI'S OVERALL CAREER STATS

YEAR	AVG	GP-GS	AB	R	H	2B	3B	HR	RBI	TB	SLG%	BB	HBP	SO	GDP	OB%	SF	SH	SB-ATT	PO	A	E	FLD%
2021	.000	0-0	0	0	0	0	0	0	0	0	.000	0	0	0	0	.000	0	0	0-0	0	0	0	.000
TOTAL	.000	0-0	0	0	0	0	0	0	0	0	.000	0	0	0	0	.000	0	0	0-0	0	0	0	.000



## #10 MAKAYLA PACKER

UTILITY | R/R | 5-8 | SOPHOMORE  
CHATTANOOGA, TENN. (BAYLOR SCHOOL)

### HONORS & AWARDS

2021 All-SEC Freshman Team

### FRESHMAN SEASON | 2021

Appeared in 25 contests, starting 28 games in centerfield for the Tigers ... led the team with a .303 average at the plate behind 30 hits ... slugged three doubles, one triple and three home runs for a .444 slugging clip ... scored a team-leading 19 runs ... finished tied for third on the squad with 15 RBI ... drew 10 walks to help post a team best .384 on-base percentage ... totaled six multi-hit games ... committed just one error on 54 chances, a .981 fielding percentage ... a perfect 16-for-16 in stolen base attempts, setting the program's single-season record for highest stolen base percentage (min. 15 attempts) ... finished sixth in the SEC in stolen bases per game ... her 16 steals were the second most by an Auburn freshman in program history ... the mark also ranked tied for seventh in Auburn single-season history ... SEC All-Freshman Team ... earned her first collegiate start as a centerfielder against SEMO (2/13), recording a hit, two runs scored and a stolen base ... turned in her first career multi-hit game in game two of the doubleheader against the Redhawks (2/13), recording the first RBI and double of her career ... knocked the first home run of her collegiate career against Jacksonville (2/20) with a solo shot off the scoreboard in left center at the UNF Softball Complex ... went 2-for-3, slugging her first collegiate triple to drive in the go-head run, against Jacksonville (2/25) ... made an athletic diving catch against Murray State (2/26) to preserve Auburn's perfect game bid ... the play was ranked No. 4 on NCAA Softball's Plays of the Week ... knocked the first grand slam of her collegiate career to record a career-high four RBI

against IUPUI (2/27) ... made a home-run robbing grab in the first inning against Southern Miss (3/5) ... drove in a pair of runs with a 2-for-3 outing at the plate against Southeastern Louisiana (3/6) ... turned in her fifth multi-hit performance of the season with a pair of infield singles at Troy (3/10) ... made a diving catch in left centerfield to rob Kennesaw State (3/21) of a base hit in the top of the seventh in Auburn's 4-3 win ... reached base in all four plate appearances at Texas A&M (4/9) with a career high three hits, a walk and a pair of RBI ... went 2-for-2 with three RBI, including a two-run home run, and two runs scored at No. 16 LSU (5/8) ... her two-run homer against the LSU drove in the go-ahead run.

### HIGH SCHOOL

Versatile athlete that has won multiple state championships in both softball and track ... led the Baylor School to three straight TSAA Division II AA Softball State Championships ... held a .461 average at the plate as a freshman behind 35 hits ... slugged eight home runs to help close the season with a .961 slugging clip ... tallied 39 RBI and scored 37 runs over her debut season ... drew 13 walks and held a .567 on-base percentage as a freshman ... Closed the season with 13 stolen bases ... totaled 23 hits, including six homers, as a sophomore ... drove in 25 runs while also scoring 25 runs of her own ... closed her sophomore season with a .615 slugging and a .404 on-base clips ... coming off an impressive junior campaign with a career-high .444 batting average ... totaled 32 hits, 40 runs scored, and 20 RBI ... slugged at a .722 mark with help of four home runs ... drew a career-high 15 walks to close the 2019 season with a .598 on-base percentage ... senior season was suspended due to COVID-19 ... was also a standout track athlete, breaking records in the 100m and

### PACKER'S OVERALL CAREER STATS

YEAR	AVG	GP-GS	AB	R	H	2B	3B	HR	RBI	TB	SLG%	BB	HBP	SO	GDP	OB%	SF	SH	SB-ATT	PO	A	E	FLD%
2021	.303	45-38	99	19	30	3	1	3	15	44	.444	10	3	27	1	.384	0	5	16-16	51	2	1	.981
<b>TOTAL</b>	<b>.303</b>	<b>45-38</b>	<b>99</b>	<b>19</b>	<b>30</b>	<b>3</b>	<b>1</b>	<b>3</b>	<b>15</b>	<b>44</b>	<b>.444</b>	<b>10</b>	<b>3</b>	<b>27</b>	<b>1</b>	<b>.384</b>	<b>0</b>	<b>5</b>	<b>16-16</b>	<b>51</b>	<b>2</b>	<b>1</b>	<b>.981</b>

### PACKER'S SEC CAREER STATS

YEAR	AVG	GP-GS	AB	R	H	2B	3B	HR	RBI	TB	SLG%	BB	HBP	SO	GDP	OB%	SF	SH	SB-ATT	PO	A	E	FLD%
2021	.257	20-13	35	9	9	0	0	1	5	12	.343	5	2	12	0	.381	0	1	5-5	23	0	1	.958
<b>TOTAL</b>	<b>.257</b>	<b>20-13</b>	<b>35</b>	<b>9</b>	<b>9</b>	<b>0</b>	<b>0</b>	<b>1</b>	<b>5</b>	<b>12</b>	<b>.343</b>	<b>5</b>	<b>2</b>	<b>12</b>	<b>0</b>	<b>.381</b>	<b>0</b>	<b>1</b>	<b>5-5</b>	<b>23</b>	<b>0</b>	<b>1</b>	<b>.958</b>



200m events and winning multiple all-region honors.

**PERSONAL**


Full name is Makayla DeShay Packer ... born Dec. 18, 2001 ... daughter of Del and Daphne Packer ... has two siblings, Jaylon Jackson and Chase Packer ... majoring in pre-pharmacy.

**CAREER HIGHS**

AB	3 (22x), last vs. UCF (5/21/21)
Runs	3, at LSU (5/8/21)
Hits	3, at Texas A&M (4/9/21)
Doubles	1 (3x), last vs. UCF (5/21/21)
Triples	1, vs. Jacksonville (2/25/21)
Home Runs	1 (3x), last at LSU (5/8/21)
RBI	4, vs. IUPUI (2/27/21)
Hit Streak	9, 2/27/21 to 3/12/21
On-Base Streak	13, 2/26/21 to 3/13/21

**MULTI-HIT / MULTI-RBI GAMES**

Year	Multi-Hit Games					Total	Year	Multi-RBI Games					Total
	2	3	4	5+				2	3	4	5+		
2021	6	1	-	-	7	2021	2	1	1	-	4		
TOTAL	6	1	-	-	7	TOTAL	2	1	1	-	4		





## #9 MADDIE PENTA

RIGHT-HANDED PITCHER | R/R | 6-2 | SOPHOMORE  
CHESAPEAKE CITY, MD. (BOHEMIA MANOR)

### HONORS & AWARDS

2021 All-SEC Freshman Team

2021 SEC First-Year Academic Honor Roll

SEC Co-Freshman of the Week (Feb. 15, 2021)

SEC Freshman of the Week (March 1, 2021)

SEC Co-Freshman of the Week (April 20, 2021)

Softball America's Preseason Top 25 College Freshman (No. 9)

### FRESHMAN SEASON | 2021

Appeared in 21 contests, earning the starting nod in 20 ... closed debut season with a 9-9 record behind six complete-game efforts ... finished third on the team with a 2.78 earned run average ... tossed six complete games ... turned in three shutout appearances ... hurled 88.0 innings of work to rank second on the squad ... fanned 105 batters ... ranked sixth in the SEC with an 8.4 strikeouts per seven innings average ... held opponents to a .211 batting average ... SEC All-Freshman Team ... just the sixth Auburn freshman in program history to record 100 strikeouts in a season ... struck out at least 10 batters in four appearances ... set Auburn's program record with three SEC Freshman of the Week awards ... one of just three Auburn pitchers to ever be named SEC Freshman of the Week multiple times in a season (Shelby Lowe — 2021; Anna Thompson — 2007) ... in her collegiate debut against Southeast Missouri State in Auburn's season opener (2/13), tossed the 26th no-hitter in program history and the first for the Tigers since Makayla Martin vs. Maryland on Feb. 18, 2018 ... first Auburn freshman to toss a no-hitter in a season opener in program history ... just the third freshman to toss a solo no-hitter for the Tigers and the first since Marcy Harper vs. Savannah State on March 14, 2013 ... improved to 3-0 with a complete-game performance against #19 South Carolina (2/20),

striking out nine ... struck out the first 16 batters she faced en route to her second collegiate no-hitter in Auburn's 5-0 win over IUPUI (2/27/20) ... closed the game with a career high 17 batters, the second most in a single game in Auburn history ... it was the first seven-inning no-hitter since Angel Bunner versus Virginia Tech on Feb. 19, 2012 ... first Auburn pitcher with multiple no-hitters in the same season since Marcy Harper in 2014 ... allowed just two hits and one walk while striking out 11 for her third double-digit strikeout performance of the season versus Alabama State (4/13) ... earned her first victory in conference play with a complete-game performance against No. 12 Kentucky (4/17), holding the Wildcats scoreless through five innings to the claim the series win ... earned Auburn's first win in Baton Rouge since 2015 as she held LSU (5/8) to a pair of runs behind six strikeouts.

### HIGH SCHOOL

One of the top pitchers in the country ... ranked the No. 2 recruit of the 2020 class by FloSoftball and the No. 3 recruit by Extralinnings Softball ... carried Bohemia Manor to three straight 1A State Championships behind her lights-out pitching ... four-time All-County and All-State honoree ... 2019 and 2020 Maryland Gatorade Player of the Year ... 2019 USA Today First Team High School All-American ... PGF All-American, competing in to the 2020 PGF High School All-America game ... tossed 100.2 innings in the circle as a freshman and did not allow a single earned run ... closed her debut season with a 13-1 record and a .417 WHIP ... posted an undefeated 15-0 record as sophomore behind a .07 earned run average ... tossed a total of 97.1 innings and posted a .318 WHIP ... at the plate, recorded a .441 batting average and a .662 slugging mark ... tossed 123.0 innings over her junior campaign, posting a 21-0 record ... turned in a .11 ERA and a .439 WHIP ... Totaled 299 strikeouts, recorded three no-hitters during Bohemia Manor's postseason run and allowed just 16 hits ...

### PENTA'S OVERALL CAREER STATS

YEAR	ERA	W-L	APP	GS	CG	SHO	SV	IP	H	R	ER	BB	SO	2B	3B	HR	BF	BAVG	WP	HBP	BK	SFA	SHA
2021	2.78	9-9	21	20	6	3/1	0	88.0	69	42	35	44	105	5	0	8	384	.211	2	9	0	2	2
<b>TOTAL</b>	<b>2.78</b>	<b>9-9</b>	<b>21</b>	<b>20</b>	<b>6</b>	<b>3/1</b>	<b>0</b>	<b>88.0</b>	<b>69</b>	<b>42</b>	<b>35</b>	<b>44</b>	<b>105</b>	<b>5</b>	<b>0</b>	<b>8</b>	<b>384</b>	<b>.211</b>	<b>2</b>	<b>9</b>	<b>0</b>	<b>2</b>	<b>2</b>

### PENTA'S SEC CAREER STATS

YEAR	ERA	W-L	APP	GS	CG	SHO	SV	IP	H	R	ER	BB	SO	2B	3B	HR	BF	BAVG	WP	HBP	BK	SFA	SHA
2021	3.87	2-7	10	9	1	0/0	0	34.1	40	23	19	15	26	3	0	6	160	.286	2	4	0	1	0
<b>TOTAL</b>	<b>3.87</b>	<b>2-7</b>	<b>10</b>	<b>9</b>	<b>1</b>	<b>0/0</b>	<b>0</b>	<b>34.1</b>	<b>40</b>	<b>23</b>	<b>19</b>	<b>15</b>	<b>26</b>	<b>3</b>	<b>0</b>	<b>6</b>	<b>160</b>	<b>.286</b>	<b>2</b>	<b>4</b>	<b>0</b>	<b>1</b>	<b>0</b>



coupled her pitching performance with a .586 batting average and a 1.143 slugging clip ... totaled nine home runs, 34 RBI and 25 runs scored ... closed her senior season with 299 strikeouts over 106 innings ... did not allow a single earned run over her senior campaign ... slugged nine home runs and posted a .698 batting average ... competed with PA Chaos, one of the elite club teams in the country ... chaos was ranked ninth in the country last season ... led the Chaos to the SoCal Invitational Championship and the Triple Crown Championship ... earned PGF All-Tournament Team honors earlier this year after helping the Chaos to a 12th-place finish ... last season in club competition, finished with a 25-1 record, 0.52 ERA and a .755 WHIP behind 147.0 innings pitched.

**PERSONAL**

Full name is Madison Marie Penta ... born on Dec. 30, 2002 ... daughter of Mark and Susan Penta ... has two younger siblings, Mariah and Skylar ... her mother was a pitcher at the University of Delaware ... enrolled in the College of Human Sciences.

**CAREER HIGHS**

Innings	7.0 (5x), last vs. Kentucky (4/17/21)
Hits	9, vs. Alabama (3/12/21)
Runs	5 (2x), last vs. Florida State (3/20/21)
Earned Runs	4 (3x), last vs. Florida State (3/20/21)
Walks	5, vs. South Carolina (2/20/21)
Strikeouts	17, vs. IUPUI (2/27/21)
Complete games	6, last vs. Kentucky (4/17/21)
Struck out multiple batters	17x, last at LSU (5/9/21)

**CAREER LOWS**

Allowed one earned run or fewer	6x, last vs. Alabama State (4/13/21)
Walks	0 (3x), last at LSU (5/8/21)
Hits	0 (2x), last vs. IUPUI (2/27/21)
Runs	0 (4x), last vs. Alabama State (4/13/21)
Earned Runs	0 (5x), last vs. Alabama State (4/13/21)

MINIMUM 2.0 IP

**CAREER RECORD**

at Jane B. Moore Field	7-6
Road	1-2
Neutral	1-1
vs. SEC	2-7





**#7 DENVER BRYANT**  
INFIELD | R/R | 5-6 | SOPHOMORE  
ALBANY, GA. (DOUGHERTY)

**FRESHMAN SEASON | 2021**

Appeared in 24 contests, making 10 starts at third base ... knocked five hits, including two doubles and a home run ... scored four runs ... recorded three RBI ... made collegiate debut as starting third baseman vs. Southeast Missouri State (2/13), scoring a run ... first collegiate hit came in game two of the doubleheader against the Redhawks (2/13) ... recorded first multi-hit game of her career with a 2-for-3 performance against No. 19 South Carolina (2/20) ... knocked her first collegiate double against the Gamecocks (2/20) and added a single to center in the sixth inning for her first collegiate RBI ... first collegiate home run came in a pinch-hit appearance against Southeastern Louisiana (3/6).

**HIGH SCHOOL**

Made the switch to softball after playing baseball for the majority of her prep career ... one of the youngest members on the United States Women's National Baseball Team, joining the development program in the summer of 2017... competing in her first full season of softball, led the state of Georgia's Class 4A with a .759 average at the plate ... knocked 12 home runs to help tally a 1.834 slugging clip ... speedy on the base paths with 35 stolen bases ... rounded out senior campaign with a .824 on-base percentage ... tabbed to the All-Region First Team ... selected 4A Player of the Year and Defensive Player of the Year ... her .759 average was the highest in the history of Dougherty High School.

**PERSONAL**

Full name is Denver Amber Bryant ... born on July 12, 2002 ... daughter of Valiere Howell and Darin Bryant ... has six siblings, Dwan, DomoniQue, DaRian, Donovan, Dannielle and Drake ... her mother played softball at Albany Junior College while

her sister, DomoniQue, played softball at Albany State ... enrolled in the College of Education.

**CAREER HIGHS**

AB	3 (4x), last vs. Jacksonville (2/20/21)
Runs	1 (4x), last vs. Southeastern Louisiana (3/6/21)
Hits	2, vs. South Carolina (2/20/21)
Doubles	1 (2x), last vs. Troy (3/4/21)
Triples	
Home Runs	1, vs. Southeastern Louisiana (3/6/21)
RBI	1 (3x), last vs. Southeastern Louisiana (3/6/21)
Hit Streak	
On-Base Streak	2, 2/13/21 to 2/13/21

**MULTI-HIT / MULTI-RBI GAMES**

Year	Multi-Hit Games					Multi-RBI Games				
	2	3	4	5+	Total	2	3	4	5+	Total
2021	1	-	-	-	1	-	-	-	-	-
TOTAL	1	-	-	-	1	-	-	-	-	-

**BRYANT'S OVERALL CAREER STATS**

YEAR	AVG	GP-GS	AB	R	H	2B	3B	HR	RBI	TB	SLG%	BB	HBP	SO	GDP	OB%	SF	SH	SB-ATT	PO	A	E	FLD%
2021	.156	23-10	32	4	5	2	0	1	3	10	.313	2	0	13	0	.206	0	0	0-1	7	6	3	.813
<b>TOTAL</b>	<b>.156</b>	<b>23-10</b>	<b>32</b>	<b>4</b>	<b>5</b>	<b>2</b>	<b>0</b>	<b>1</b>	<b>3</b>	<b>10</b>	<b>.313</b>	<b>2</b>	<b>0</b>	<b>13</b>	<b>0</b>	<b>.206</b>	<b>0</b>	<b>0</b>	<b>0-1</b>	<b>7</b>	<b>6</b>	<b>3</b>	<b>.813</b>

**BRYANT'S SEC CAREER STATS**

YEAR	AVG	GP-GS	AB	R	H	2B	3B	HR	RBI	TB	SLG%	BB	HBP	SO	GDP	OB%	SF	SH	SB-ATT	PO	A	E	FLD%
2021	.000	7-0	6	0	0	0	0	0	0	0	.000	0	0	2	0	.000	0	0	0-1	0	0	0	.000
<b>TOTAL</b>	<b>.000</b>	<b>7-0</b>	<b>6</b>	<b>0</b>	<b>0</b>	<b>0</b>	<b>0</b>	<b>0</b>	<b>0</b>	<b>0</b>	<b>.000</b>	<b>0</b>	<b>0</b>	<b>2</b>	<b>0</b>	<b>.000</b>	<b>0</b>	<b>0</b>	<b>0-1</b>	<b>0</b>	<b>0</b>	<b>0</b>	<b>.000</b>



# #3 PAIGE GERAGHTY

**OUTFIELD | L/R | 5-8 | SOPHOMORE**  
**FRANKFORT, ILL. (LINCOLN-WAY EAST)**

### HONORS & AWARDS

2021 SEC First-Year Academic Honor Roll

### FRESHMAN SEASON | 2021

Appeared in 28 games, primarily serving as a pinch runner ... scored six runs ... stole five bases in eight attempts ... went 2-for-7 at the plate as a pinch hitter ... made collegiate debut as a pinch runner against Southeast Missouri State (2/13) ... scored the first run of her career while also swiping a base in a pinch-run appearance vs. No. 19 South Carolina (2/20) ... drew a walk in her first collegiate plate appearance versus IUPUI (2/27) ... knocked the first hit of her collegiate career with an infield single against Southeastern Louisiana (3/6) ... scored the walk-off run on an SLU error in Auburn's 9-2 run-rule victory (3/6) ... picked up her first hit in conference play with a pinch-hit single at LSU (5/9).

### HIGH SCHOOL

One of the top recruits of the 2020 class with a No. 21 ranking by Extra Inning Softball ... turned in a batting average of over .450 during all four seasons of varsity competition at Lincoln-Way East, including a career-high .596 batting average over the 2019 season ... helped Lincoln-Way East to a second-place finish at state competition ... two-time All-Conference honoree ... turned in an All-Area and All-State performance during her junior season ... selected to the PGF Network High School 2020 All-American game ... earned All-Tournament Team accolades at PGF Nationals, helping her club program win the 16U championship.

### PERSONAL

Full name is Nicolette Paige Geraghty ... born on Feb. 2, 2002 ... daughter of

Tesha and Daniel Geraghty ... has four older siblings, Lexi, Taylor, Joshua and Benjamin ... enrolled in the College of Education.

### CAREER HIGHS

AB \_\_\_\_\_ 1 (7x), last vs. Kennesaw State (5/22/21)  
 Runs \_\_\_\_\_ 1 (6x), last vs. Florida State (3/21/21)  
 Hits \_\_\_\_\_ 1 (2x), last at LSU (5/9/21)  
 Doubles \_\_\_\_\_  
 Triples \_\_\_\_\_  
 Home Runs \_\_\_\_\_  
 RBI \_\_\_\_\_  
 Hit Streak \_\_\_\_\_  
 On-Base Streak \_\_\_\_\_ 2, 2/27/21 to 3/6/21

### MULTI-HIT / MULTI-RBI GAMES

Year	Multi-Hit Games					Multi-RBI Games					
	2	3	4	5+	Total	2	3	4	5+	Total	
2021	-	-	-	-	-	2021	-	-	-	-	-
TOTAL	-	-	-	-	-	TOTAL	-	-	-	-	-

### GERAGHTY'S OVERALL CAREER STATS

YEAR	AVG	GP-GS	AB	R	H	2B	3B	HR	RBI	TB	SLG%	BB	HBP	SO	GDP	OB%	SF	SH	SB-ATT	PO	A	E	FLD%
2021	.286	28-0	7	6	2	0	0	0	0	1	.286	1	0	1	0	.375	0	0	5-8	0	0	0	.000
TOTAL	.286	28-0	7	6	2	0	0	0	0	1	.286	1	0	1	0	.375	0	0	5-8	0	0	0	.000

### GERAGHTY'S OVERALL CAREER STATS

YEAR	AVG	GP-GS	AB	R	H	2B	3B	HR	RBI	TB	SLG%	BB	HBP	SO	GDP	OB%	SF	SH	SB-ATT	PO	A	E	FLD%
2021	.333	10-0	3	0	1	0	0	0	0	1	.333	0	0	0	0	.333	0	0	1-2	0	0	0	.000
TOTAL	.333	10-0	3	0	1	0	0	0	0	1	.333	0	0	0	0	.333	0	0	1-2	0	0	0	.000



## #2 SYDNEY COX

UTILITY | L/R | 5-3 | SOPHOMORE  
ASHEBORO, N.C. (ASHEBORO)



### HONORS & AWARDS

2021 All-SEC Freshman Team

2021 SEC First-Year Academic Honor Roll

### FRESHMAN SEASON | 2021

Appeared in 49 contests, starting the final 45 games of the season at second base for the Tigers ... held a .256 average at the plate behind 31 hits ... led the team with nine doubles and added one home run ... finished second on the squad with 17 walks en route to a .355 on-base percentage ... recorded six multi-hit and two multi-RBI games ... turned 11 double plays, defensively ... All-SEC Freshman Team ... made collegiate debut as a pinch runner against Southeast Missouri State (2/13), scoring a run ... recorded her first at-bat as a pinch hitter versus Jacksonville (2/20) ... earned her first start at second base against Jacksonville (2/25), knocking a single in her first plate appearance of the game ... slugged her first collegiate double against Murray State (2/26) ... recorded the first RBI and multi-hit game of her career, going 2-for-4 against Troy (3/4) with double ... knocked a two-RBI single to plate the go-ahead run in Auburn's come-from-behind win against Southeastern Louisiana (3/6) ... it was her first multi-RBI game of her collegiate career ... in her SEC debut, turned in a multi-hit performance against No. 4 Alabama (3/12) ... drew two walks and knocked the game-winning, two-RBI double in Auburn's come-from-behind win against No. 13 Florida State (3/21) ... went 2-for-4 at the plate with her first collegiate home run and scored a career high two runs at No. 18 Missouri (3/27) ... recorded her fifth multi-hit performance of the season with a 2-for-3 outing against No. 18 Tennessee (5/2) ... went 2-for-3 with a double and a career high three RBI

against UCF (5/21) in the Tallahassee Regional.

### HIGH SCHOOL

Served as team captain for Asheboro High School since her freshman season ... three-time all-conference, all-county and all-district honoree ... brought home all-state honors in 2018 and 2019 ... ranked one of the top 100 recruits of the 2020 signing class by Extralnnng Softball and Flo Softball ... recorded a .665 average at the plate as a junior ... added a .730 on-base percentage and a 1.155 slugging clip ... senior season was canceled due to COVID-19 ... competed for the Carolina Cardinals club team ... led the Cardinals to the 2017 and 2018 USA Fast Pitch Girls A18-U National Championship ... closed her 2019 club season with a .434 batting average ... totaled 18 doubles, six triples and 11 home runs ... added 39 RBI and scored a staggering 73 runs ... ended the season with a .576 on-base percentage and a .814 slugging mark.

### PERSONAL

Full name is Sydney Bree Cox ... born on August 3, 2002 ... daughter of Robbie and Suzanne Cox ... has an older brother, Andrew ... her father played baseball at High Point University from 1992-96 ... majoring in pre-business.

### COX'S OVERALL CAREER STATS

YEAR	AVG	GP-GS	AB	R	H	2B	3B	HR	RBI	TB	SLG%	BB	HBP	SO	GDP	OB%	SF	SH	SB-ATT	PO	A	E	FLD%
2021	.256	49-45	121	12	31	9	0	1	12	43	.355	17	2	20	1	.355	1	4	3-5	71	72	7	.953
<b>TOTAL</b>	<b>.256</b>	<b>49-45</b>	<b>121</b>	<b>12</b>	<b>31</b>	<b>9</b>	<b>0</b>	<b>1</b>	<b>12</b>	<b>43</b>	<b>.355</b>	<b>17</b>	<b>2</b>	<b>20</b>	<b>1</b>	<b>.355</b>	<b>1</b>	<b>4</b>	<b>3-5</b>	<b>71</b>	<b>72</b>	<b>7</b>	<b>.953</b>

### COX'S SEC CAREER STATS

YEAR	AVG	GP-GS	AB	R	H	2B	3B	HR	RBI	TB	SLG%	BB	HBP	SO	GDP	OB%	SF	SH	SB-ATT	PO	A	E	FLD%
2021	.227	24-24	66	4	15	3	0	1	2	21	.318	9	1	15	0	.329	0	2	0-0	34	41	3	.962
<b>TOTAL</b>	<b>.227</b>	<b>24-24</b>	<b>66</b>	<b>4</b>	<b>15</b>	<b>3</b>	<b>0</b>	<b>1</b>	<b>2</b>	<b>21</b>	<b>.318</b>	<b>9</b>	<b>1</b>	<b>15</b>	<b>0</b>	<b>.329</b>	<b>0</b>	<b>2</b>	<b>0-0</b>	<b>34</b>	<b>41</b>	<b>3</b>	<b>.962</b>





### CAREER HIGHS

AB \_\_\_\_\_ 4 (2x), at Missouri (3/27/21)  
 Runs \_\_\_\_\_ 2, at Missouri (3/27/21)  
 Hits \_\_\_\_\_ 2 (6x), last vs. UCF (5/21/21)  
 Doubles \_\_\_\_\_ 1 (9x), vs. UCF (5/21/21)  
 Triples \_\_\_\_\_  
 Home Runs \_\_\_\_\_ 1, at Missouri (3/27/21)  
 RBI \_\_\_\_\_ 3, vs. UCF (5/21/21)  
 Hit Streak \_\_\_\_\_ 5, 3/5/21 to 3/12/21  
 On-Base Streak \_\_\_\_\_ 13, 2/25/21 to 3/13/21

### MULTI-HIT / MULTI-RBI GAMES

Year	Multi-Hit Games					Total	Year	Multi-RBI Games					Total
	2	3	4	5+				2	3	4	5+		
2021	6	-	-	-	-	6	2021	2	1	-	-	3	
TOTAL	6	-	-	-	-	6	TOTAL	2	1	-	-	3	





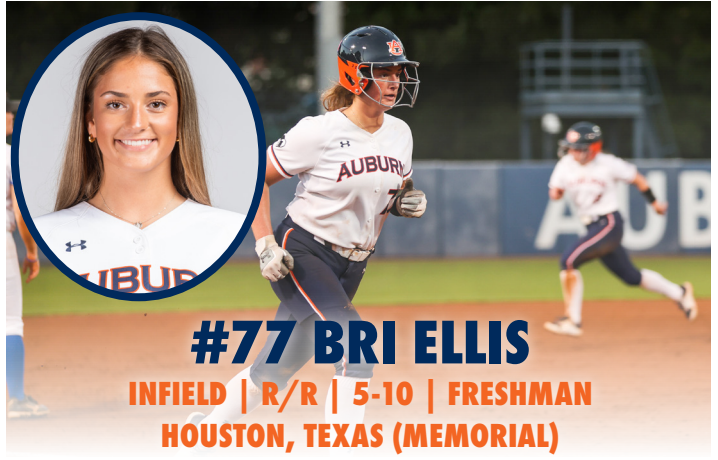
**#99 ROSE ROACH**  
INFIELD | L/R | 5-6 | FRESHMAN  
ELBURN, ILL. (KANELAND)

**HIGH SCHOOL**

Tabbed the No. 32 recruit of the 2021 signing class by Extra Innings Softball ... selected to the 2019 Extra Innings Softball 16U All-Summer Team ... 2018 First Team All-State selection ... 2019 Daily Chronicle Player of the Year ... closed the 2019 season with a .537 average with eight home runs, 47 RBI and 44 runs scored ... also competes for Tennessee Mojo club team.

**PERSONAL**

Born Rose Victoria Roach on Feb. 7, 2003 ... daughter of Joan and Jason Roach ... has three sisters: Lexi, Kiley and Hailey.



**#77 BRI ELLIS**  
INFIELD | R/R | 5-10 | FRESHMAN  
HOUSTON, TEXAS (MEMORIAL)

**HIGH SCHOOL**

Ranked the No. 20 recruit of the 2021 signing class by Extra Innings Softball ... holds a career .421 batting average with 80 hits, 99 RBI and 104 runs scored in her three seasons at Memorial High School ... has slugged 31 career home runs with 25 doubles and two triples for a 1.036 slugging clip ... slugged 13 home runs as a freshmen en route to a .392 batting average ... held a .515 on-base percentage and a 1.000 slugging percentage as a freshman ... added 37 RBI ... tabbed 15-6A All-District Newcomer of the Year and Memorial High School's Most Valuable Player and Offensive Player of the Year ... nominated as North Houston Softball Player of the Year ... Slugged 12 homers as a sophomore to record a 1.049 slugging clip coupled with a .612 on-base percentage ... closed her sophomore season with 45 RBI and a .415 batting average ... selected 17-6A First Team All-District ... voted sixth place for Vype Magazine Softball Player of the Year ... in her shortened junior season, knocked nine home runs and totaled 20 RBI in just 14 games ... closed the season with a .457 batting average ... added a .623 on-base percentage and a 1.171 slugging clip ... named Vype Magazine's Preseason Player of the Year ... member of the National Science Honor Society ... 17-6A Academic All-District and 15-6A Academic All-District selection ... competed for Impact Gold club team ... over the 2020 summer season, recorded 13 home runs, 52 RBI with a .476 batting average and .818 slugging clip ... named to the 2020 Extra Innings Softball All-Summer Team ... 2020 Sparklers/Fireworks Texas Region 18U Champion ... competed in the inaugural Alliance All-Star Game and was named Player of the Game after going 2-for-2 with a double home run, five RBI and two runs scored.

**PERSONAL**

Born Brianna Grace Ellis on Jan. 7, 2003 ... daughter of Ron and Molly Ellis ... has one sister: Emily ... father, Ron, played football at Rice ... intended major is mechanical engineering.



## #25 KENADIE COOPER

**OUTFIELD | R/R | 5-7 | FRESHMAN  
NEWNAN, GA. (EAST COWETA)**

### HIGH SCHOOL

Ranked the No. 22 overall recruit and No 4 outfielder of the 2021 class by Extra Innings Softball ... held a batting average over .400 in all three of varsity seasons, including a career-high average of .556 in 2017 ... totaled 24 doubles, eight triples, six home runs and 36 steals to earn All-State honors last season ... led East Coweta to the 2017, 2018 and 2020 Georgia 7A State Championship ... East Coweta finished the 2019 GHSA State Tournament in the Elite Eight ... 2017 and 2018 High School Softball National Champion ... a two-time First Team All-Region selection ... 2018 All-County Team ... 2018 and 2019 Georgia 7A All-State selection ... GHSA Junior All Star Game invitee ... member of the National Honor Society, BETA Club and the Fellowship of Christian Athletes ... academically ranked in the top six percent of her class ... competes for East Cobb Bullets club team... won multiple national championships on the club scene, including the 2019 Triple Crown National Championship and the 2016 ASA National Championship ... held a batting average above .400 over her last three club seasons.

### PERSONAL

Born Kenadie Christina Cooper on July 29, 2003 in LaGrange, Ga. ... daughter of Landra and Cory Cooper ... her mother, Landra, graduated from Auburn in 1998 ... her uncle Greg Duffey also attended Auburn ... her father, Cory, played football at Jacksonville State from 1989 to 1991.



## #22 JESSIE BLAINE

**CATCHER | R/R | 5-10 | FRESHMAN  
WENTZVILLE, MO. (ST. DOMINIC)**

### HIGH SCHOOL

Ranked as the No. 14 recruit of the 2021 class by Extra Innings Softball ... completed her senior season at St. Dominic High School ... bouncing around the country as part of a military family, also competed at San Clemente High School and Quantico High School ... closed her senior season at St. Dominic with a .521 average at the plate ... recorded 37 total hits, including 13 doubles, two triples and nine home runs for a 1.140 slugging percentage... scored 40 runs and totaled 37 RBI ... drew 27 walks and struck out just once in 71 at-bats for a .657 on-base percentage ... also an all-state performer in basketball ... anchor behind the dish for the 2019 Team USA U17 National Team ... helped the team win gold at the Pan American Games ... competes for Iowa Premier Gold on the club scene ... played in the inaugural Alliance All-Star Game.

### PERSONAL

Born Jessie Blaine on Sept. 18, 2002 ... daughter of Brian and DJ Blaine ... has two sisters: Emma and Audrey.



## #21 AUBRIE LISENBY

CATCHER/INFIELD | R/R | 5-7 | FRESHMAN  
HUNTSVILLE, ALA. (BOB JONES)

### HIGH SCHOOL

The top-ranked recruit of the 2021 class from the state of Alabama, according to Extra Innings Softball ... also ranked the seventh-best recruit in the country and the third-best catcher by Extra Innings Softball ... a five-year varsity starter ... enters her senior season tied for the most home runs in Bob Jones High School history ... a five-time all-state catcher (three at Bob Jones, two at Randolph High School) ... reliable behind the plate with only two errors over the 2019 season for a .993 fielding percentage ... voted to the Alabama North/South All-Star Team ... closed her COVID-shortened junior season with the most home runs to at-bat ratio in the country with nine homers in 40 at-bats ... led Bob Jones in slugging percentage (1.071) and RBI (20) last season ... member of the Junior National Honor Society and the National Honor Society ... been a member of the Birmingham Thunderbolts organization since 2010 ... helped the Bolts win the USA 18U Gold Nationals, the only Bolts' team to win a national championship at that age division ... first premier team to win Atlanta Legacy Showcase Tournament, one of the top three tournaments in the country.

### PERSONAL

Born Aubrie Kayla Lisenby on Nov. 21, 2002 in Raleigh, N.C. ... daughter of Mike and Monica Lisenby ... Her father Mike graduated from Auburn in 1999 ... has a brother: Austin ... her aunt Shelley Fielder played basketball for Abilene Christian while her uncle Jaf Fielder played football at Abilene Christian ... niece Jordan Fielder played softball for Ouachita Baptist.



## #20 ABBEY SMITH

OUTFIELD | L/R | 5-8 | FRESHMAN  
AUSTIN, TEXAS (JAMES BOWIE)

### HIGH SCHOOL

Ranked as the No. 39 recruit of the 2021 signing class by Extra Innings Softball ... named a two-time Bowie High School's Most Valuable Player ... a two-time Austin ISD Top Performer ... a two-time First Team All-District 6A selection ... a two-time 6A District All-Academic Team member ... a two-time All-CenTex Team honoree ... held a .575 batting average and .609 on-base percentage as a freshman at James Bowie High School ... was a perfect 23-for-23 in stolen base attempts ... closed her freshman campaign with a .947 fielding percentage ... 6A District Newcomer of the Year ... named All-State 6A by Texas Girls Coaches Association and Texas Sports Writers Association ... followed up with a strong sophomore performance with a .574 average and .630 on-base percentage ... posted a .969 fielding percentage ... was perfect on the base paths with 25 steals ... 6A District Offensive Player of the Year as sophomore ... added 6A All-State honors by TGCA ... selected a First Team All-American by Extra Innings Softball ... over her shortened junior season, held a .584 batting average, .653 on-base percentage and turned in a perfect fielding percentage ... also went 19-for-19 in steal attempts ... competed in volleyball and track, winning multiple district championships in each ... leader of the Fellowship of Christian Athletes ... serves as a class officer ... member of the Student Leadership and National Honor Society ... competes for Tennessee Mojo club team ... won the 2020 USA Softball Junior Olympic Cup Championship ... closed the 2020 season leading the team in batting average (.464), on-base percentage (.562), hits (58) and steals (43).

### PERSONAL

Born Abbey Michelle Smith on April 24, 2003 ... daughter of Amanda and Michael Smith ... has six siblings: Zachary, Andrew, Josh, Amanda, Kimberly and Mike ... intended major is kinesiology.



## #18 RILEY MCNEMAR

INFIELD | R/R | 5-5 | FRESHMAN  
GALENA, KAN. (GALENA)

### HIGH SCHOOL

Earned first team and second team All-State honors for Galena High School ... selected first team All-Conference in back-to-back seasons ... junior season was canceled due to COVID-19 pandemic ... held a .534 batting average over the 2019 campaign ... closed the 2018 season with a .506 average at the plate ... member of the National Honor Society, Spanish Club and Family Career and Community Leaders of America ... is a National Greenbush Leadership Academy graduate ... staple on the Galena Honor Roll ... served as the Student Council President ... participated in the Connect Mentorship Program ... competes for Aces Fastpitch club team ... over her club career held a .469 average ... named Aces Defensive Player of the Year in 2018.

### PERSONAL

Born Riley Breann McNemar on Sept. 15, 2002 in Joplin, Mo. .... daughter of Rebecca and Mark McNemar ... has three siblings: Makayla, Blayze and Brodie.



## #13 NELIA PERALTA

INFIELD | R/R | 5-6 | FRESHMAN  
WELLINGTON, FLA. (WELLINGTON)

### HIGH SCHOOL

Ranked the No. 6 recruit of the 2021 class by Extra Innings Softball ... held a .537 average at the plate with three doubles, two triples, three home runs, 17 runs scored and 16 RBI as a senior ... tabbed 2019 Florida 8A All-State honoree after holding a .461 batting average with 22 RBI, 35 hits, five home runs and 12 walks as a junior ... posted a .522 on-base percentage coupled with a .828 slugging clip and 1.351 OPS ... earned 2019 All-County 8A Palm Beach County honors ... member of the Science National Honors Society and the Spanish Honors Society ... competed with the Birmingham Thunderbolts club organization ... over the Atlanta Legacy tournament, held a .656 average with three homers and 18 RBI ... posted a .458 average with three home runs, 13 RBI and an .808 on-base percentage at USA Gold Nationals ... closed the 2020 summer season with a .371 average with seven home runs and 38 RBI ... added a .453 on-base percentage and .691 slugging clip ... selected to the 2021 PGF All-American Game ... earned Most Valuable Player honors at the PGF All-American Game after going 1-for-2 with a two-run double and a walk.

### PERSONAL

Born Nelia Peralta on Oct. 4, 2002 ... daughter of Carlos and Nelly Peralta ... has two sisters: Carlina and Isabela ... intended major is health sciences.



---

# 2021 IN REVIEW

---



**OVERALL RECORD: 27-24 || SEC: 7-17 || HOME: 18-12 || AWAY: 7-8 || NEUTRAL: 2-4**

Date	Opponent	W/L	SCORE	INNINGS	OVERALL	SEC	PITCHER OF RECORD	ATTENDANCE	TIME
Feb. 13, 2021	SOUTHEAST MISSOURI ST.-1	W	8-0	5	1-0-0	0-0-0	M. Penta (W, 1-0)	370	1:40
Feb. 13, 2021	SOUTHEAST MISSOURI ST.-2	W	5-1	7	2-0-0	0-0-0	K. Dismukes (W, 1-0)	370	2:08
Feb. 14, 2021	SOUTHEAST MISSOURI ST.	W	3-1	7	3-0-0	0-0-0	M. Penta (W, 2-0)	370	1:54
! Feb. 20, 2021	vs. #19 South Carolina	W	5-4	7	3-0-0	0-0-0	M. Penta (W, 3-0)	75	2:26
! Feb. 20, 2021	vs. Jacksonville	W	5-1	7	4-0-0	0-0-0	S. Lowe (W, 1-0)	75	1:52
! Feb. 21, 2021	vs. #19 South Carolina	L	5-6	7	4-1-0	0-0-0	S. Yarbrough (L, 0-1)	37	2:12
\$ Feb. 25, 2021	JACKSONVILLE	W	2-0	7	5-1-0	0-0-0	M. Penta (W, 4-0)	370	1:39
\$ Feb. 26, 2021	MURRAY STATE-1	W	1-0	7	6-1-0	0-0-0	S. Lowe (W, 2-0)	370	1:27
\$ Feb. 26, 2021	MURRAY STATE-2	W	3-1	7	7-1-0	0-0-0	L. Handley (W, 1-0)	370	1:31
\$ Feb. 27, 2021	IUPUI-1	W	5-0	7	9-1-0	0-0-0	M. Penta (W, 5-0)	370	1:40
\$ Feb. 27, 2021	IUPUI-2	W	5-0	7	10-1-0	0-0-0	S. Yarbrough (W, 1-1)	370	2:08
& Mar. 4, 2021	TROY	W	8-1	7	11-1-0	0-0-0	S. Lowe (W, 3-0)	370	2:24
& Mar. 5, 2021	SOUTHERN MISS-1	W	6-4	7	12-1-0	0-0-0	M. Penta (W, 6-0)	370	1:59
& Mar. 5, 2021	SOUTHERN MISS-2	W	2-1	7	13-1-0	0-0-0	S. Lowe (W, 4-0)	370	1:57
& Mar. 6, 2021	SOUTHEASTERN LA.-1	W	9-2	7	14-1-0	0-0-0	S. Lowe (W, 5-0)	370	2:17
& Mar. 6, 2021	SOUTHEASTERN LA.-2	W	9-1	6	15-1-0	0-0-0	K. Dismukes (W, 2-0)	370	1:46
Mar. 10, 2021	at Troy	W	3-0	7	16-1-0	0-0-0	S. Lowe (W, 6-0)	250	2:01
* Mar. 12, 2021	#4 ALABAMA	L	0-6	7	16-2-0	0-1-0	M. Penta (L, 6-1)	370	2:02
* Mar. 13, 2021	#4 ALABAMA	L	1-4	7	16-3-0	0-2-0	S. Lowe (L, 6-1)	370	2:02
* Mar. 14, 2021	#4 ALABAMA	L	2-4	7	16-4-0	0-3-0	M. Penta (L, 6-2)	370	2:10
^ Mar. 20, 2021	KENNESAW STATE	L	0-2	7	16-5-0	0-3-0	S. Lowe (L, 6-2)	370	1:54
^ Mar. 20, 2021	#13 FLORIDA STATE	L	1-10	5	16-6-0	0-3-0	M. Penta (L, 6-3)	370	1:48
^ Mar. 21, 2021	#13 FLORIDA STATE	W	2-1	7	17-6-0	0-3-0	S. Lowe (W, 7-2)	370	1:56
^ Mar. 21, 2021	KENNESAW STATE	W	4-3	7	18-6-0	0-3-0	K. Dismukes (W, 3-0)	370	2:05
* Mar. 26, 2021	at #18 Missouri	L	1-2	(9)	18-7-0	0-4-0	K. Dismukes (L, 3-1)	522	2:58
* Mar. 27, 2021	at #18 Missouri	L	5-6	7	18-8-0	0-5-0	L. Handley (L, 1-1)	550	2:35
* Mar. 28, 2021	at #18 Missouri	W	3-0	7	19-8-0	1-5-0	S. Lowe (W, 8-2)	550	2:13
* April 1, 2021	#13 ARKANSAS	L	1-6	7	19-9-0	1-6-0	M. Penta (L, 6-4)	370	2:09
* April 2, 2021	#13 ARKANSAS	L	0-3	7	19-10-0	1-7-0	S. Lowe (L, 8-3)	370	1:57
* April 3, 2021	#13 ARKANSAS	L	0-2	7	19-11-0	1-8-0	M. Penta (L, 6-5)	370	1:56
* April 9, 2021	at Texas A&M	W	6-2	7	20-11-0	2-8-0	S. Lowe (W, 9-3)	391	2:15
* April 10, 2021	at Texas A&M	L	1-4	7	20-12-0	2-9-0	M. Penta (L, 6-6)	595	2:06
* April 11, 2021	at Texas A&M	W	3-1	7	21-12-0	3-9-0	S. Lowe (W, 10-3)	414	2:03
April 13, 2021	ALABAMA STATE	W	5-0	7	22-12-0	3-9-0	M. Penta (W, 7-6)	370	1:32
April 14, 2021	at Georgia State	W	4-1	7	23-12-0	3-9-0	S. Lowe (W, 11-3)	237	1:58
* April 16, 2021	#12 KENTUCKY	W	5-3	7	24-12-0	4-9-0	S. Lowe (W, 12-3)	557	2:16
* April 17, 2021	#12 KENTUCKY	W	4-2	7	25-12-0	5-9-0	M. Penta (W, 8-6)	567	2:02
* April 18, 2021	#12 KENTUCKY	L	1-5	7	25-13-0	5-10-0	S. Lowe (L, 12-4)	528	2:06
April 21, 2021	at Chattanooga	L	1-0	7	25-14-0	5-10-0	K. Dismukes (L, 3-2)	615	1:42
* April 23, 2021	at Ole Miss	L	0-1	(8)	25-15-0	5-11-0	S. Lowe (L, 12-5)	291	2:11
* April 24, 2021	at Ole Miss	L	1-6	7	25-16-0	5-12-0	M. Penta (L, 8-7)	513	2:23
* April 25, 2021	at Ole Miss	W	3-1	7	26-16-0	6-12-0	S. Lowe (W, 13-5)	550	1:58
* April 30, 2021	#18 TENNESSEE	L	1-2	7	26-17-0	6-13-0	S. Lowe (L, 13-6)	576	1:52
* May 1, 2021	#18 TENNESSEE	L	2-3	7	26-18-0	6-14-0	M. Penta (L, 8-8)	616	1:58
* May 2, 2021	#18 TENNESSEE	L	1-2	7	26-19-0	6-15-0	S. Lowe (L, 13-7)	610	1:55
* May 7, 2021	at #16 LSU	L	1-2	7	26-20-0	6-16-0	S. Lowe (L, 13-8)	1515	1:43
* May 8, 2021	at #16 LSU	W	9-5	7	27-20-0	7-16-0	M. Penta (W, 9-8)	1829	2:52
* May 9, 2021	at #16 LSU	L	1-4	7	27-21-0	7-17-0	S. Lowe (L, 13-9)	1474	1:53
# May 11, 2021	vs. South Carolina	L	1-3	7	27-22-0	7-17-0	M. Penta (W, 9-9)	1404	2:24
@ May 21, 2021	vs. UCF	L	4-5	7	27-23-0	7-17-0	S. Lowe (L, 13-10)	145	2:46
@ May 22, 2021	vs. Kennesaw State	L	0-1	7	27-24-0	7-17-0	S. Lowe (L, 13-11)	---	1:53

( ) EXTRA INNINGS GAME | \* - Southeastern Conference Game | ! - Osprey/Dolphin Invitational (Jacksonville, Fla.) | \$ - Tiger Invite (Auburn, Ala.) | & - Auburn Invitational (Auburn, Ala.)  
 ^ - War Eagle Battle (Auburn, Ala.) | # - SEC Tournament (Tuscaloosa, Ala.) | @ - NCAA Tallahassee Regional (Tallahassee, Fla.)



2021 OVERALL STATISTICS

OVERALL: 27-24 • SEC: 7-17 • HOME: 18-12 • AWAY: 7-8 • NEUTRAL: 2-4

Table with 26 columns: #, PLAYER, AVG, GP-GS, AB, R, H, 2B, 3B, HR, RBI, TB, SLG%, BB, HP, SO, GDP, OB%, SF, SH, SB-ATT, PO, A, E, FLD%. Rows include individual players like Makenna Dowell and totals for the team and opponents.

LOB - Team (258), Opp. (288). DPs turned - Team (18), Opp. (19). IBB - Team (0), Opp (6).

Table with 26 columns: #, PLAYER, ERA, W-L, APP, GS, CG, SHO, SV, IP, H, R, ER, BB, SO, 2B, 3B, HR, B/AVG, WP, HP, BK, SFA, SHA. Rows include pitchers like Shelby Lowe and totals for the team and opponents.

PB - Team (8), A. Godwin 8, Opp. (7). Pickoffs - Team (1), A. Godwin (1). SBA/ATT - A. Godwin (32-40), M. Penta (17-19), S. Lowe (11-18), A. Tissier (7-8), K. Dismukes (8-8), L. Handley (2-2) S. Yarbrough (2-2), H. Nillan (1-1).











## TEAM BATTING

At bats	32, at Missouri (3/26/21)
Runs scored	9 (3x), last at LSU (5/8/21)
Hits	14, vs. Southeastern Louisiana (3/6/21)
RBI	9, vs. Southeastern Louisiana (3/6/21)
Doubles	3 (2x), last at Texas A&M (4/9/21)
Triples	2, vs. Jacksonville (2/25/21)
Home runs	2 (2x), last vs. Southeastern Louisiana (3/6/21)
Total bases	19, vs. Troy (3/4/21)
Walks	5 (5x), last at LSU (5/8/21)
Strikeouts	17, at Missouri (3/26/21)
Sacrifice hits	4, at LSU (5/8/21)
Sacrifice flies	1 (11x), last vs. South Carolina (5/11/21)
Stolen bases	4 (3x), last at Texas A&M (4/10/21)
Hit by pitch	2 (4x), last vs. Tennessee (5/2/21)
Caught stealing	2 (3x), last at Ole Miss (4/24/21)
Runners LOB	11, at Texas A&M (4/9/21)
Hit into DP	2 (4x), last at Ole Miss (4/25/21)

## TEAM FIELDING

Putouts	26, at Missouri (3/26/21)
Assists	12, vs. Alabama (3/12/21)
Errors	3 (3x), last vs. Florida State (3/20/21)
Passed Balls	1 (8x), last vs. UCF (5/21/21)
DPs turned	2 (3x), last vs. Kennesaw State (5/20/21)

## TEAM PITCHING

Innings pitched	8.2, at Missouri (3/26/21)
Runs allowed	10, vs. Florida State (3/20/21)
Earned runs	7, vs. Florida State (3/20/21)
Walks allowed	7 (2x), last at Missouri (3/27/21)
Strikeouts	17, vs. IUPUI (2/27/21)
Hits allowed	12, vs. UCF (5/21/21)
Doubles allowed	4, vs. Southeast Missouri (2/13/21)
Triples allowed	1, vs. Florida State (3/21/21)
Homers allowed	3, vs. Alabama (3/12/21)
Wild pitches	2, at Ole Miss (4/24/21)
Hit batters	3, vs. Arkansas (4/1/21)

## TEAM BATTING

At bats	4 (34x), last Alyssa Rivera and Tyler King vs. UCF (5/21/21)
Runs scored	3, Makayla Packer at LSU (5/8/21)
Hits	3 (4x), last Alyssa Rivera vs. UCF (5/21/21)
RBI	4, Makayla Packer vs. IUPUI (2/27/21)
Doubles	1 (41x), last Makayla Packer and Sydney Cox vs. UCF (5/21/21)
Triples	1 (8x), last Alyssa Rivera vs. UCF (5/21/21)
Home runs	1 (22x), last Makayla Packer at LSU (5/8/21)
Total bases	7, Aspyn Godwin vs. IUPUI (2/27/21)
Walks	2 (7x), last Sydney Cox vs. Kentucky (4/18/21)
Strikeouts	3, Lindsey Garcia at Missouri (3/26/21)
	3, Aspyn Godwin at Missouri (3/26/21)
Sacrifice hits	2, Lindsey Garcia at LSU (5/8/21)
Sacrifice flies	1 (11x), last Makenna Dowell vs. South Carolina (5/11/21)
Stolen bases	2, Makayla Packer vs. Southeast Missouri (2/13/21)
	2, Makenna Dowell vs. Southern Miss (3/5/21)
Hit by pitch	2, Justus Perry vs. Tennessee (5/2/21)
Caught stealing	1 (21x), last Makenna Dowell vs. Kennesaw State (5/21/21)
Runners LOB	6, Kelsey Schmidt vs. Alabama (3/12/21)
	6, Justus Perry vs. Kentucky (4/17/21)

## TEAM FIELDING

Putouts	18, Aspyn Godwin vs. IUPUI (2/27/21)
Assists	7, Makenna Dowell at Chattanooga (4/21/21)
Errors	2, Denver Bryant vs. Southeast Missouri (2/14/21)
	2, Lindsey Garcia vs. Southeastern Louisiana (3/6/21)
Passed Balls	1 (8x), last Aspyn Godwin vs. UCF (5/20/21)

## TEAM PITCHING

Innings pitched	7.1, Shelby Lowe at Missouri (3/26/21)
	7.1, Shelby Lowe at Ole Miss (4/23/21)
Runs allowed	6, Samantha Yarbrough vs. South Carolina (2/21/21)
Earned runs	6, Samantha Yarbrough vs. South Carolina (2/21/21)
Walks allowed	5, Maddie Penta vs. South Carolina (2/20/21)
	5, Samantha Yarbrough vs. IUPUI (2/27/21)
Strikeouts	17, Maddie Penta vs. IUPUI (2/27/21)
Hits allowed	9, Maddie Penta vs. Alabama (3/12/21)
	9, Shelby Lowe vs. Kentucky (4/16/21)
Doubles allowed	4, Shelby Lowe vs. Southeast Missouri (2/13/21)
Triples allowed	1, Shelby Lowe vs. Florida State (3/21/21)
Homers allowed	2, Maddie Penta vs. Alabama (3/12/21)
	2, Shelby Lowe vs. Kennesaw State (3/20/21)
Wild pitches	2, Maddie Penta at Ole Miss (4/24/21)
Hit batters	2 (5x), last Shelby Lowe at Ole Miss (4/25/21)



**SCHUTT SPORTS/NFCA NATIONAL FRESHMAN OF THE YEAR (1)**

Shelby Lowe (Top-15 Candidate)

**NFCA SOUTHEAST ALL-REGION TEAM (1)**

Shelby Lowe (Third Team)

**USA SOFTBALL COLLEGIATE PLAYER OF THE YEAR (1)**

Samantha Yarbrough (Watch List)

**SOFTBALL AMERICA TOP 100 COLLEGIATE PLAYERS (3)**

Kaylee Horton - No. 90 (Preseason)  
Samantha Yarbrough - No. 68 (Preseason)

**SOFTBALL AMERICA TOP 25 CLASS RANKINGS (2)**

Maddie Penta - No. 9 (Freshmen)  
Samantha Yarbrough - No. 21 (Juniors)

**D1 SOFTBALL'S TOP 15 TRUE FRESHMEN (1)**

Shelby Lowe - No. 15

**ALL-SEC TEAM (1)**

Shelby Lowe (Second Team)

**SEC ALL-NEWCOMER TEAM (1)**

Maddison Koepke

**SEC ALL-FRESHMAN TEAM (4)**

Sydney Cox  
Shelby Lowe  
Makayla Packer  
Maddie Penta

**D1 SOFTBALL FRESHMAN OF THE WEEK (1)**

Shelby Lowe (March 30, 2021)

**SEC NEWCOMER OF THE WEEK (1)**

Maddison Koepke (April 20, 2021)

**SEC FRESHMAN OF THE WEEK (5)**

Shelby Lowe (March 8, 2021)  
Shelby Lowe (March 30, 2021)  
Maddie Penta (Feb. 15, 2021)  
Maddie Penta (March 1, 2021)  
Maddie Penta (April 20, 2021)

**SEC COMMUNITY SERVICE TEAM (1)**

Justus Perry

**NFCA SCHOLAR-ATHLETES (7)**

Rachel Cook+  
Makenna Dowell  
Lexie Handley  
Maddie Majors  
Haley Nillen  
Kelsey Schmidt  
Abby Tissier

**SEC SPRING ACADEMIC HONOR ROLL (12)**

Rachel Cook  
Makenna Dowell  
Maia Engelkes  
Aspyn Godwin  
Lexie Handley  
Jadia Jones  
Maddison Koepke  
Maddie Majors  
Carlee McCondichie  
Haley Nillen  
Alyssa Rivera  
Abby Tissier

**FIRST-YEAR SEC ACADEMIC HONOR ROLL (5)**

Sydney Cox  
Reena Falisi  
Paige Geraghty  
Maddie Penta  
Kelsey Schmidt

**AUSPY FEMALE SPORTSMANSHIP AWARD (1)**

Makenna Dowell



---

# RECORD BOOK

**NFCA ALL-AMERICANS (15)**

2001	Ashley Moore	Second Team
2004	Sara Dean	Third Team
	Kristen Keyes	Third Team
2005	Holly Currie	Second Team
	Paige Jones	Third Team
2014	Branndi Melero	First Team
	Kasey Cooper	Second Team
	Emily Carosone	Third Team
2015	Emily Carosone	First Team
	Kasey Cooper	First Team
	Tiffany Howard	Third Team
2016	Kasey Cooper	First Team
	Emily Carosone	Second Team
	Jade Rhodes	Third Team
2017	Kaylee Carlson	Third Team

**SOFTBALL AMERICA ALL-AMERICANS (1)**

2019	Kendall Veach	Second Team
------	---------------	-------------

**NFCA ALL-REGION TEAM (31)**

2000	Jen Kraemer	First Team
2001	Michelle Martin	First Team
	Ashley Moore	First Team
	Jen Kraemer	Second Team
2002	Ashley Moore	First Team
2004	Sara Dean	First Team
	Kristen Keyes	Second Team
2005	Holly Currie	First Team
	Paige Jones	First Team
2014	Branndi Melero	First Team
	Kasey Cooper	First Team
	Emily Carosone	Third Team
2015	Emily Carosone	First Team
	Kasey Cooper	First Team
	Jade Rhodes	First Team
	Tiffany Howard	First Team
	Branndi Melero	Second Team
	Morgan Estell	Third Team
2016	Emily Carosone	First Team
	Kasey Cooper	First Team
	Tiffany Howard	First Team
	Jade Rhodes	Second Team
	Carlee Wallace	Second Team
2017	Carlee Wallace	First Team
	Kaylee Carlson	Second Team
	Kasey Cooper	Second Team
	Alyssa Rivera	Third Team
2018	Victoria Draper	First Team
	Kaylee Carlson	Second Team
2019	Kendall Veach	First Team
2021	Shelby Lowe	Third Team

**USA SOFTBALL COLLEGIATE PLAYER OF THE YEAR FINALISTS (3)**

2015	Emily Carosone	Top 10 Finalist
2016	Kasey Cooper	Top 3 Finalist
2018	Kaylee Carlson	Top 25 Finalist

**ESPNW NATIONAL PLAYER OF THE YEAR (1)**

2016	Kasey Cooper
------	--------------

**NFCA NATIONAL FRESHMAN OF THE YEAR (3)**

2014	Kasey Cooper	Winner [Co]
2016	Makayla Martin	Top 25
2021	Shelby Lowe	Top 15

**NFCA ALL-REGION COACH STAFF OF THE YEAR (1)**

2016	Coaching Staff
------	----------------

**D1 SOFTBALL TOP 50 COLLEGE PROGRAMS**

2020	Auburn	No. 17
------	--------	--------

**NCAA ELITE 90 WINNER (1)**

2016	Kasey Cooper
------	--------------

**SENIOR CLASS AWARD FINALIST (1)**

2017	Kasey Cooper
------	--------------

**SENIOR CLASS AWARD ALL-AMERICAN (2)**

2017	Kasey Cooper	First Team
2018	Kaylee Carlson	Second Team

**SOFTBALL AMERICA TOP 100 PLAYERS (1)**

2020	Samantha Yarbrough	No. 67
------	--------------------	--------

**SOFTBALL AMERICA TOP 25 CLASS RANKINGS (2)**

2021	Maddie Penta	No. 9 (Freshmen)
	Samantha Yarbrough	No. 21 (Juniors)

**D1 SOFTBALL TOP 15 TRUE FRESHMEN (1)**

2021	Shelby Lowe	No. 15
------	-------------	--------

**USA SOFTBALL NATIONAL PLAYER OF THE WEEK (1)**

2015	Emily Carosone	March 11
------	----------------	----------

**D1 SOFTBALL NATIONAL FRESHMAN OF THE WEEK (1)**

2021	Shelby Lowe	March 30
------	-------------	----------

**SOFTBALL AMERICA SEC POWER RANKINGS (3)**

2020	Alyssa Rivera	Week Two [No. 10]
		Week Four [No. 2]
	Samantha Yarbrough	Week Four [No. 7]

**EASTON/NFCA SCHOLAR-ATHLETE TEAM (2)**

2016	Auburn	3.423 Team GPA
2014	Auburn	2.969 Team GPA

**NFCA SCHOLAR ATHLETES (51)**

2014	Kasey Cooper
	Jordan Rocker
2015	Kasey Cooper
	Victoria Draper

	Morgan Estell
	Jordan Rocker
2016	Jenna Abbott
	Kaylee Carlson
	Emily Carosone
	Kasey Cooper
	Lexi Davis
	Bree Fornis
	Abba Gibbs
	Madison Gipson
	Marcy Harper
	Whitney Jordan
	Casey McCrackin
	Tali Milde
	Madison Dickey
2017	Kelsey Bogaards
	Kasey Cooper
	Victoria Draper
	Whitney Jordan
	Justus Perry
	Morgan Podany
	Emily Spain
	Ashlee Swindle
	Sydne Waldrop
	Carlee Wallace
2018	Victoria Draper
	Bree Fornis
	Casey McCrackin
	Jenna Olszewski
	Justus Perry
	Morgan Podany
	Ashlee Swindle
2019	Bree Fornis
	Lexie Handley
	Casey McCrackin
	Justus Perry
	Morgan Podany
	Ashlee Swindle
	Abby Tissier
	Kendall Veach
2021	Rachel Cook
	Makenna Dowell
	Lexie Handley
	<b>Maddie Majors</b>
	Haley Nillen
	<b>Kelsey Schmidt</b>
	Abby Tissier

**ESPN THE MAGAZINE ALL-ACADEMIC TEAM (1)**

2005	Paige Jones	Third Team
------	-------------	------------

**ESPN THE MAGAZINE ALL-ACADEMIC REGION IV (5)**

2005	Paige Jones	First Team
2008	Anna Thompson	Second Team
2009	Anna Thompson	Second Team
2010	Anna Thompson	First Team
2011	Jenee Loree	Second Team



**COSIDA ACADEMIC ALL-AMERICAN (4)**

- 2015 Kasey Cooper  
Tiffany Howard
- 2016 Kasey Cooper
- 2017 Kasey Cooper

**COSIDA ACADEMIC ALL-DISTRICT (6)**

- 2015 Kasey Cooper  
Tiffany Howard
- 2016 Kasey Cooper
- 2017 Kasey Cooper  
Victoria Draper
- 2020 Justus Perry

**NPF DRAFT PICKS (11)**

- 2019 Kendall Veach \_\_\_\_\_ Second Round - 7th Overall  
Casey McCrackin \_\_\_\_\_ Third Round - 12th Overall  
Morgan Podany \_\_\_\_\_ Fourth Round - 17th Overall  
Bree Fornis \_\_\_\_\_ Fifth Round - 22nd Overall  
Makayla Martin \_\_\_\_\_ Fifth Round - 23rd Overall
- 2018 Kaylee Carlson \_\_\_\_\_ Third Round - 13th Overall  
Victoria Draper \_\_\_\_\_ Fourth Round - 19th Overall
- 2016 Emily Carosone \_\_\_\_\_ Fourth Round - 22nd Overall
- 2015 Morgan Estell \_\_\_\_\_ Third Round - 12th Overall  
Branndi Melero \_\_\_\_\_ Fifth Round - 24th Overall
- 2012 Angel Bunner \_\_\_\_\_ Fifth Round - 17th Overall

**OLYMPIANS (1)**

- 2020 Emily Carosone (Italy) \_\_\_\_\_ Tokyo Olympics

**SEC SCHOLAR-ATHLETE OF THE YEAR (2)**

- 2016 Kasey Cooper
- 2017 Kasey Cooper

**SEC FRESHMAN OF THE YEAR (1)**

- 2002 Sara Dean (Co)

**SEC COACH OF THE YEAR (2)**

- 2002 Tina Deese (Co)
- 2015 Clint Myers

**ALL-SEC TEAM (38)**

- 1997 Kim Blair \_\_\_\_\_ Second Team
- 1998 Mary Petrie \_\_\_\_\_ Second Team
- 2000 Mary Petrie \_\_\_\_\_ First Team
- 2001 Jen Kraemer \_\_\_\_\_ First Team  
Ashley Moore \_\_\_\_\_ First Team  
Mary Petrie \_\_\_\_\_ First Team
- 2002 Ashley Moore \_\_\_\_\_ First Team  
Kasey Angulo \_\_\_\_\_ Second Team
- 2004 Sara Dean \_\_\_\_\_ First Team  
Shannon Anderson \_\_\_\_\_ Second Team  
Kristen Keyes \_\_\_\_\_ Second Team
- 2005 Sara Dean \_\_\_\_\_ First Team  
Sara Ghezzi \_\_\_\_\_ First Team  
Paige Jones \_\_\_\_\_ First Team

- Holly Currie \_\_\_\_\_ Second Team
- 2006 Sara Ghezzi \_\_\_\_\_ Second Team  
Kristina McCain \_\_\_\_\_ Second Team
- 2007 Ashley Arcuri \_\_\_\_\_ Second Team
- 2008 Anna Thompson \_\_\_\_\_ Second Team
- 2009 Myesha Finney \_\_\_\_\_ Second Team
- 2010 Kyndall White \_\_\_\_\_ Second Team
- 2012 Lauren Guzman \_\_\_\_\_ Second Team
- 2013 Branndi Melero \_\_\_\_\_ Second Team
- 2014 Branndi Melero \_\_\_\_\_ First Team  
Emily Carosone \_\_\_\_\_ Second Team  
Kasey Cooper \_\_\_\_\_ Second Team
- 2015 Emily Carosone \_\_\_\_\_ First Team  
Kasey Cooper \_\_\_\_\_ First Team  
Tiffany Howard \_\_\_\_\_ Second Team  
Jade Rhodes \_\_\_\_\_ Second Team
- 2016 Kasey Cooper \_\_\_\_\_ First Team  
Jade Rhodes \_\_\_\_\_ Second Team
- 2017 Kaylee Carlson \_\_\_\_\_ First Team  
Carlee Wallace \_\_\_\_\_ First Team  
Kasey Cooper \_\_\_\_\_ Second Team
- 2018 Kaylee Carlson \_\_\_\_\_ Second Team
- 2019 Kendall Veach \_\_\_\_\_ Second Team
- 2021 Shelby Lowe \_\_\_\_\_ Second Team**

**SEC ALL-DEFENSIVE TEAM (14)**

- 2008 Myesha Finney \_\_\_\_\_ Outfield
- 2009 Myesha Finney \_\_\_\_\_ Outfield
- 2013 Morgan Estell \_\_\_\_\_ Outfield
- 2015 Emily Carosone \_\_\_\_\_ Infield  
Kasey Cooper \_\_\_\_\_ Infield  
Tiffany Howard \_\_\_\_\_ Outfield
- 2016 Emily Carosone \_\_\_\_\_ Infield  
Kasey Cooper \_\_\_\_\_ Infield  
Jade Rhodes \_\_\_\_\_ Infield
- 2017 Kaylee Carlson \_\_\_\_\_ Pitcher  
Kasey Cooper \_\_\_\_\_ Infield  
Carlee Wallace \_\_\_\_\_ Catcher
- 2018 Kaylee Carlson \_\_\_\_\_ Pitcher
- 2019 Casey McCrackin \_\_\_\_\_ Infield

**SEC ALL-NEWCOMER TEAM (1)**

- 2021 Maddison Koepke

**SEC ALL-FRESHMAN TEAM (15)**

- 2004 Sara Ghezzi  
Kristina McCain
- 2006 Tatiana Fernandez
- 2007 Anna Thompson
- 2011 Morgan Estell
- 2012 Branndi Melero
- 2013 Emily Carosone  
Tiffany Howard
- 2014 Kasey Cooper
- 2017 Alyssa Rivera
- 2018 Taylon Snow
- 2021 Sydney Cox  
Makayla Packer**

**Maddie Penta  
Shelby Lowe**

**WCWS ALL-TOURNAMENT TEAM (6)**

- 2015 Branndi Melero \_\_\_\_\_ Outfield  
Carlee Wallace \_\_\_\_\_ Catcher
- 2016 Emily Carosone \_\_\_\_\_ Infield  
Kasey Cooper \_\_\_\_\_ Infield  
Tiffany Howard \_\_\_\_\_ Outfield  
Jade Rhodes \_\_\_\_\_ Infield

**SEC ALL-TOURNAMENT TEAM (19)**

- 1997 Ashley Camp \_\_\_\_\_ Catcher  
Brenda Espinoza \_\_\_\_\_ Pitcher
- 2001 Michelle Martin \_\_\_\_\_ Catcher
- 2004 Paige Jones \_\_\_\_\_ Designated Player
- 2005 Amy Shaw \_\_\_\_\_ Outfield
- 2011 Angel Bunner \_\_\_\_\_ Pitcher  
Lauren Guzman \_\_\_\_\_ Shortstop
- 2015 Emily Carosone \_\_\_\_\_ Second Base  
Kasey Cooper \_\_\_\_\_ Third Base  
Haley Fagan \_\_\_\_\_ Shortstop  
Marcy Harper \_\_\_\_\_ Pitcher
- 2016 Kaylee Carlson \_\_\_\_\_ Pitcher  
Emily Carosone \_\_\_\_\_ Second Base  
Tiffany Howard \_\_\_\_\_ Outfield  
Carlee Wallace \_\_\_\_\_ Catcher
- 2017 Kaylee Carlson \_\_\_\_\_ Pitcher  
Kendall Veach \_\_\_\_\_ First Base
- 2019 Morgan Podany \_\_\_\_\_ Outfield  
Ashlee Swindle \_\_\_\_\_ Pitcher

**SEC TOURNAMENT MVP (2)**

- 2015 Emily Carosone
- 2016 Emily Carosone

**SEC COMMUNITY SERVICE TEAM (17)**

- 2003 Kim Freeland
- 2005 Anne Norton
- 2006 Jorja Bell
- 2007 Jorja Bell
- 2008 Jorja Bell
- 2009 Anna Thompson
- 2010 Morgan Murphy
- 2011 Morgan Murphy
- 2012 Morgan Murphy
- 2013 Baylee Stephens
- 2014 Hilary Mavromat
- 2015 Jordan Rocker
- 2016 Anna Gibbs
- 2017 Kasey Cooper
- 2018 Victoria Draper
- 2019 Makayla Martin
- 2020 Justus Perry
- 2021 Justus Perry





**SEC PITCHER OF THE WEEK (19)**

2002	Kristen Keyes	April 22
	Kristen Keyes	May 6
2003	Kristen Keyes	April 14
2004	Kristen Keyes	March 8
	Kristen Keyes	April 26
2005	Holly Currie	April 25
2006	Holly Currie	Feb. 27
2008	Brittany Day	March 31
2009	Anna Thompson	Feb. 25
2010	Anna Thompson	March 8
	Anna Thompson	March 15
	Anna Thompson	May 10
2011	Lauren Schmalz	May 2
2012	Lauren Schmalz	Feb. 20
	Jenee Loree	Feb. 27
	Jenee Loree	March 12
2017	Kaylee Carlson	May 8
2019	Chardonay Harris	April 20
<b>2020</b>	<b>Samantha Yarbrough</b>	<b>March 2</b>

**SEC PLAYER OF THE WEEK (23)**

1999	Ashley Moore	March 2
	Marcella Passarelli	March 30
	Wendy Cork	April 27
2000	Jen Kraemer	March 26
	Marie Petrie	May 1
2001	Ashley Moore	Feb. 19
	Marie Petrie	May 7
2002	Sara Dean	April 1
2004	Sara Dean	March 29
2005	Sara Dean	April 4
	Paige Jones	May 2
2010	Kyndall White	May 10
2015	Branndi Melero	April 6
	Emily Carosone	March 10
2016	Kasey Cooper	March 7
	Jade Rhodes	April 18
	Emily Carosone	April 25
2017	Haley Fagan	March 14
	Carlee Wallace	April 4
	Kasey Cooper	May 2
2018	Victoria Draper	March 5
2019	Tannon Snow	April 9
2020	Alyssa Rivera	March 2

**SEC FRESHMAN OF THE WEEK (1)**

2021	Maddison Koepke	April 20
------	-----------------	----------

**SEC FRESHMAN OF THE WEEK (14)**

2006	Tatiana Fernandez	April 17
2007	Anna Thompson	Feb. 17
	Anna Thompson	April 30
2009	Jenee Loree	Feb. 9
2014	Kasey Cooper	March 10
	Kasey Cooper	April 28
2017	Alyssa Rivera	April 10
2018	Makenna Dowell	March 27

<b>2020</b>	<b>Carlee McCondichie</b>	<b>March 2</b>
<b>2021</b>	<b>Shelby Lowe</b>	<b>March 8</b>
		<b>March 30</b>
	<b>Maddie Penta</b>	<b>Feb. 15</b>
		<b>March 1</b>
		<b>April 20</b>

**PUERTO VALLARTA CHALLENGE ALL-TOURNAMENT TEAM (4)**

2017	Kaylee Carlson	Pitcher
	Makayla Martin	Pitcher
	Kendall Veach	Infield
	Carlee Wallace	Catcher

**NFCA LEADOFF CLASSIC ALL-TOURNAMENT TEAM (1)**

2020	Tannon Snow
------	-------------

**AUSPY'S VIRGIL STARKS III PASSION AWARD (1)**

2020	Justus Perry
------	--------------

**AUSPY'S FEMALE SPORTSMANSHIP AWARD (1)**

2021	Makenna Dowell
------	----------------

**SEC SPRING ACADEMIC HONOR ROLL (195)**

1999	Becky Cleary
	Wendy Cork
2000	Becky Cleary
	Jennifer Kraemer
	Kimball Pratt
2001	Becky Cleary
	Jennifer Kraemer
	Kimball Pratt
	Kim Freeland
	Jennifer Hammock
	Robin Thornburg
2002	Arin Cobb
	Kim Freeland
	Jennifer Hammock
	Jennifer Kramer
	Kimball Pratt
2003	Lindsey Chitwood
	Kim Freeland
	Tyanne Fries
	Jennifer Hammock
	Jennifer Lofton
	Martha Phillips
2004	Lindsey Chitwood
	Sara Dean
	Jennifer Diaz
	Camis Fenn
	Paige Jones
	Martha Phillips
2005	Lolani Alvarez
	Sara Dean
	Sara Ghezzi
	Jean Jones
	Robin Martin
	Nicole Russo

	Lauren Walton
2006	Jorja Bell
	Holly Currie
	Sara Ghezzi
	Robin Martin
	Nicole Russo
	Lauren Walton
2007	Jorja Bell
	Sara Ghezzi
	Nicole Russo
	Lauren Walton
2008	Jorja Bell
	Brittany Day
	Lindsay Harrelson
	Krista Klein
	Jessica Martin
	Anna Thompson
2009	Katie Colton
	Lindsey Harrelson
	Holly Ragsdale
	Aurora Salter
	Anna Thompson
	Cassie Trosclair
2010	Katie Colton
	Amber Harrison
	Jenee Loree
	Holly Ragsdale
	Aurora Salter
	Anna Thompson
	Kyndall White
2011	Katie Colton
	Elizabeth Eisterhold
	Amber Harrison
	Elaine Loree
	Holly Ragsdale
	Baylee Stephens
	Liana Wuchte
2012	Elizabeth Eisterhold
	Amber Harrison
	Jenee Loree
	Hilary Mavromat
	Maris Medina
	Morgan Murphy
	Caitlin Schultze
	Baylee Stephens
	Liana Wuchte
2013	Kelsey Bogaards
	Elizabeth Eisterhold
	Morgan Estell
	Anna Gibbs
	Marcy Harper
	Amber Harrison
	Tiffany Howard
	Caitlin Jordan
	Maris Medina
	Baylee Stephens
	Liana Wuchte
2014	Kelsey Bogaards
	Emily Carosone
	Morgan Estell



HONORS & AWARDS

- Anna Gibbs
- Tiffany Howard
- Caitlin Jordan
- McKenzie Kilpatrick
- Maris Medina
- Jordan Rucker
- 2015 Kasey Cooper
- Madison Dickey
- Victoria Draper
- Morgan Estell
- Anna Gibbs
- Madison Gipson
- Marcy Harper
- Tiffany Howard
- McKenzie Kilpatrick
- Maria Mitchell
- Kimberlee Myers
- Jordan Rucker
- Courtney Shea
- Emily Spain
- Sydne Waldrop
- 2016 Jenna Abbott
- Kelsey Bogaards
- Kaylee Carlson
- Emily Carosone
- Kasey Cooper
- Lexi Davis
- Madison Dickey
- Victoria Draper
- Anna Gibbs
- Madi Gipson
- Marcy Harper
- Tiffany Howard
- Whitney Jordan
- McKenzie Kilpatrick
- Casey McCrackin
- Maria Mitchell
- Kimberlee Myers
- Jordan Rucker
- Courtney Shea
- Hope Smith
- Emily Spain
- Sydne Waldrop
- Carlee Wallace
- Rachael Walters
- 2017 Jenna Abbott
- Kelsey Bogaards
- Kaylee Carlson
- Kasey Cooper
- Lexi Davis
- Victoria Draper
- Bree Fornis
- Anna Gibbs
- Madison Gipson
- Whitney Jordan
- Casey McCrackin
- Morgan Podany
- Courtney Shea
- Emily Spain
- Kendall Veach

- Sydne Waldrop
- Carlee Wallace
- 2018 Kaylee Carlson
- KK Crocker
- Victoria Draper
- Bree Fornis
- Casey McCrackin
- Justus Perry
- Morgan Podany
- Courtney Shea
- Ashlee Swindle
- Kendall Veach
- 2019 Rachel Cook
- Bree Fornis
- Makayla Martin
- Casey McCrackin
- Justus Perry
- Morgan Podany
- Ashlee Swindle
- Abby Tissier
- Kendall Veach
- 2020 Rachel Cook
- Makenna Dowell
- Aspyn Godwin**
- Lexie Handley
- Haley Nillen
- Justus Perry
- Ashlee Swindle
- Abby Tissier
- 2021 Rachel Cook
- Makenna Dowell
- Maia Engelkes**
- Aspyn Godwin**
- Lexie Handley
- Jadia Jones
- Maddison Koepke
- Maddie Majors**
- Carlee McCondichie**
- Haley Nillen
- Alyssa Rivera
- Abby Tissier

**SEC FIRST-YEAR ACADEMIC HONOR ROLL (57)**

- 2003 Jennifer Diaz
- Janet Spivey
- 2004 Aubrey Boag
- Sara Ghezzi
- Lauren Walton
- 2007 Alicia Hunolt
- Krista Klein
- Anna Thompson
- 2008 Katie Colton
- Aurora Salter
- Cassie Trosclair
- 2009 Amber Harrison
- Jenee Loree
- Alexa Martinez
- 2010 Kelsey Cartwright

- Baylee Stephens
- Liana Wuchte
- 2011 Morgan Estell
- Hilary Mavromat
- Maris Medina
- 2014 Kasey Cooper
- Victoria Draper
- Sydne Waldrop
- 2016 Blaire Bass
- Bree Fornis
- Tali Milde
- Morgan Podany
- Kendall Veach
- 2017 Alexa Nemeth
- Justus Perry
- Alyssa Rivera
- Ashlee Swindle
- 2018 Kara Bilodeau
- Dakota Morrow
- Jenna Olszewski
- Livy Schiele
- Taylon Snow
- Abby Tissier
- 2019 **Aspyn Godwin**
- Lexie Handley
- Haley Nillen
- 2020 Jaylin Calvert
- KK Dismukes**
- Maia Engelkes**
- Phoebe Florian
- Lindsey Garcia**
- Jadia Jones
- Maddison Koepke
- Maddie Majors**
- Carlee McCondichie**
- Madi Perry
- Samantha Yarbrough**
- 2021 **Sydney Cox**
- Reena Falisi**
- Paige Geraghty**
- Maddie Penta**
- Kelsey Schmidt**

CURRENT STUDENT-ATHLETES IN **BOLD**.



**STRIKEOUTS**

TOTAL	OPPONENT	DATE
1. 19	at Ole Miss	3/16/2008
2. 18	at Middle Tennessee	2/20/2009
18	vs. Illinois State	2/26/2010
4. 17 (5x)	last, IUPUI	2/27/2021

**DOUBLES ALLOWED**

TOTAL	OPPONENT	DATE
1. 6	Alabama	4/18/2015
2. 5 (6x)	last, Kansas	2/16/2013

**TRIPLES ALLOWED**

TOTAL	OPPONENT	DATE
1. 2 (7x)	last, at Georgia State	2/17/2010

**HOME RUNS ALLOWED**

TOTAL	OPPONENT	DATE
1. 8	Florida	4/17/2011
2. 7	vs. Iowa	3/6/2005
3. 5 (4x)	last, Texas A&M	5/7/2016

**BATTERS FACED**

TOTAL	OPPONENT	DATE
1. 61	at LSU	3/9/2018
2. 60	Ole Miss	3/7/2009
3. 57	vs. UCLA	5/30/2015
4. 55	at Florida State	4/15/2000
5. 53	Troy	3/3/1998

**WILD PITCHES**

TOTAL	OPPONENT	DATE
1. 7	vs. Middle Tennessee	3/8/2002
2. 4 (7x)	last, Mercer	3/8/2019

**BALKS**

TOTAL	OPPONENT	DATE
1. 3	at Alabama	3/16/2011
2. 2 (4x)	last, at Mississippi State	3/19/2016

**HIT BATTERS**

TOTAL	OPPONENT	DATE
1. 5	Georgia	3/17/2002
2. 4 (4x)	last, Alabama	4/18/2015

**SACRIFICE FLIES ALLOWED**

TOTAL	OPPONENT	DATE
1. 2 (12x)	last, Arizona	2/22/2020

**SACRIFICE HITS ALLOWED**

TOTAL	OPPONENT	DATE
1. 5	Ohio State	2/11/2001
5	at Cal-Santa Barbara	2/22/2001
5	Florida State	2/23/1999
4. 4 (12x)	last, vs. Oklahoma	6/7/2016

**STRIKEOUTS LOOKING**

TOTAL	OPPONENT	DATE
1. 9	vs. Illinois State	2/26/2010
2. 8	UAB	2/8/2000
3. 7	LaGrange College	2/14/1998
7	vs. Hofstra	5/20/2004
5. 6 (9x)	last, IUPUI	2/27/2021

**INTENTIONAL WALKS ALLOWED**

TOTAL	OPPONENT	DATE
1. 3	Arkansas	4/3/2021
2. 2	at Tennessee	4/21/2007
2	at Kentucky	3/10/2007
2	at LSU	3/11/2018
2	at Ole Miss	3/19/2005

**FIELDING RECORDS****CHANCES**

TOTAL	OPPONENT	DATE
1. 66	at LSU	3/9/2018
2. 61	at Mississippi State	3/18/2016
3. 60	at Florida State	4/15/2000
60	Ole Miss	3/7/2009
5. 55	Troy	3/3/1998

**PUTOUTS**

TOTAL	OPPONENT	DATE
1. 42	at Mississippi state	3/18/2016
2. 41	at LSU	3/9/2018
3. 39	at Florida State	4/15/2000
39	Troy	3/3/1998
39	Ole Miss	3/7/2009

**ASSISTS**

TOTAL	OPPONENT	DATE
1. 21	at LSU	3/9/2018
21	Arkansas	3/24/2001
3. 19	at Mississippi State	3/18/2016
4. 18	at Florida State	4/15/2000
5. 17 (4x)	last, Oklahoma	5/26/2017

**ERRORS**

TOTAL	OPPONENT	DATE
1. 7	vs. Minnesota	2/27/1998
7	at Alabama State	3/6/2013
3. 6 (4x)	last, Georgia	3/15/2013

**DOUBLE PLAYS**

TOTAL	OPPONENT	DATE
1. 4	Louisiana	5/23/2015
2. 3 (6x)	last, Drake	2/16/2019

**PASSED BALLS**

TOTAL	OPPONENT	DATE
1. 3	Maryland	2/17/2018
3	vs. Arizona State	2/20/20
3. 2 (26x)	last, vs. Illinois	2/9/2020

**STOLEN BASES AGAINST**

TOTAL	OPPONENT	DATE
1. 9	vs. Middle Tennessee	3/28/1997
2. 6	at Alabama	4/18/2001
6	Florida State	3/20/2021
4. 5 (13x)	last, Ole Miss	4/8/2017

**CAUGHT STEALING BY**

TOTAL	OPPONENT	DATE
1. 3	Arkansas	4/5/1997
3	vs. Missouri	2/9/2003
3	at Alabama A&M	3/24/1999
4. 2 (30x)	last, Tennessee	5/2/2021

Records set during the Mickey Dean era are listed in **BOLD**.



**STRIKEOUTS**

	TOTAL	OPPONENT	DATE
1.	19	at Ole Miss	3/16/2008
2.	17	<b>Florida</b>	<b>4/27/2019</b>
3.	16	Tennessee	4/12/2003
	16	at South Carolina	3/28/2004
5.	15	at Mississippi State	3/18/2016

**DOUBLES ALLOWED**

	TOTAL	OPPONENT	DATE
1.	6	Alabama	4/18/2015
2.	5 (4x)	last, Georgia	4/18/2009

**TRIPLES ALLOWED**

	TOTAL	OPPONENT	DATE
1.	2	at Arkansas	4/4/1998
	2	LSU	3/20/1999
	2	at Florida	3/27/2002

**HOME RUNS ALLOWED**

	TOTAL	OPPONENT	DATE
1.	8	Florida	4/17/2011
2.	5 (4x)	last, Texas A&M	5/7/2016

**BATTERS FACED**

	TOTAL	OPPONENT	DATE
1.	61	at LSU	3/9/2018
2.	60	Ole Miss	3/7/2009
3.	51	at Mississippi State	3/18/2016
	51	at Ole Miss	3/31/2001
5.	46	<b>Arkansas</b>	<b>4/21/2018</b>
	46	at Florida	3/7/2020

**WILD PITCHES**

	TOTAL	OPPONENT	DATE
1.	4 (5x)	last, South Carolina	4/8/2001

**BALKS**

	TOTAL	OPPONENT	DATE
1.	3	at Alabama	3/16/2011
2.	2	at LSU	3/14/2012
	2	at Mississippi State	3/19/2016

**HIT BATTERS**

	TOTAL	OPPONENT	DATE
1.	5	Georgia	3/17/2002
2.	4	Tennessee	4/7/2012
	4	Alabama	4/18/2015
4.	3 (17x)	last, Arkansas	4/1/2021

**SACRIFICE FLIES ALLOWED**

	TOTAL	OPPONENT	DATE
1.	2 (6x)	last, Georgia	3/17/2013

**SACRIFICE HITS ALLOWED**

	TOTAL	OPPONENT	DATE
1.	4	Ole Miss	3/7/2009
	4	Arkansas	3/25/2001
	4	Ole Miss	3/31/2001
4.	3 (16x)	last, at Kentucky	3/16/2009

**STRIKEOUTS LOOKING**

	TOTAL	OPPONENT	DATE
1.	6	Tennessee	4/12/2003
	6	at Kentucky	4/19/2003
	6	at South Carolina	3/27/2010
4.	5 (8x)	Kentucky	3/21/2015

**INTENTIONAL WALKS ALLOWED**

	TOTAL	OPPONENT	DATE
1.	3	<b>Arkansas</b>	<b>4/2/2021</b>
2.	2	at Tennessee	4/21/2007
	2	at Kentucky	3/10/2007
	2	at LSU	3/11/2018
	2	at Ole Miss	3/19/2005

**FIELDING RECORDS****CHANCES**

	TOTAL	OPPONENT	DATE
1.	66	at LSU	3/9/2018
2.	61	at Mississippi State	3/18/2016
3.	60	Ole Miss	3/7/2009
4.	50	<b>Kentucky</b>	<b>3/24/2018</b>
5.	49	<b>Arkansas</b>	<b>4/21/2018</b>

**PUTOUTS**

	TOTAL	OPPONENT	DATE
1.	42	at Mississippi State	3/18/2016
2.	41	at LSU	3/9/2018
3.	39	Ole Miss	3/7/2009
4.	36	<b>Kentucky</b>	<b>3/24/2018</b>
5.	33	Tennessee	4/12/2003
	33	at Ole Miss	3/16/2008

**ASSISTS**

	TOTAL	OPPONENT	DATE
1.	21	at LSU	3/9/2018
	21	Arkansas	3/24/2001
3.	19	at Mississippi State	3/18/2016
4.	16 (3x)	last, at Alabama	5/5/2017

**ERRORS**

	TOTAL	OPPONENT	DATE
1.	6	Ole Miss	3/7/2009
	6	Georgia	3/15/2013
	6	Arkansas	3/25/2001
4.	5 (9x)	last, at Tennessee	5/1/2016

**DOUBLE PLAYS**

	TOTAL	OPPONENT	DATE
1.	3	Missouri	4/15/2017
	3	Mississippi State	4/21/2010
3.	2 (32x)	last, at Tennessee	4/7/2019

**PASSED BALLS**

	TOTAL	OPPONENT	DATE
1.	2 (12x)	last, Alabama	3/18/2018

**STOLEN BASES AGAINST**

	TOTAL	OPPONENT	DATE
1.	6	at Alabama	4/18/2001
2.	5 (10x)	last, Ole Miss	4/8/2017

**CAUGHT STEALING BY**

	TOTAL	OPPONENT	DATE
1.	3	Arkansas	4/5/1997
2.	2 (11x)	last, Tennessee	5/2/2021

Records set during the Mickey Dean era are listed in **BOLD**.

**LONGEST GAME**

5:00 vs. Alabama A&amp;M Feb. 14, 1999

**SHORTEST GAME**

1:05 at Georgia March, 17, 2001

**MOST INNINGS**

14 at Mississippi State March 18, 2016

**LONGEST WINNING STREAK**

17 Games March 20, 2016 to April 20, 2016

**LONGEST HOME WINNING STREAK**

26 Games April 18, 2015 to March 9, 2016

**LONGEST ROAD WINNING STREAK**

9 Games March 20, 2016 to April 17, 2016

**LONGEST LOSING STREAK**

10 Games April 7, 2001 to April 21, 2001

**LONGEST HOME LOSING STREAK**

8 Games March 29, 2005 to May 2, 2005

**LONGEST ROAD LOSING STREAK**

7 Games April 4, 1998 to April 13, 1998

**LARGEST MARGIN OF VICTORY**26 26-0 vs. Alabama A&M Feb. 14, 1999  
28-2 vs. Butler Feb. 13, 2016**LARGEST LOSING MARGIN**

15 16-1 vs. Iowa March 6, 2005

**HIGHEST ATTENDANCE - HOME**

2,620 vs. Yale Feb. 25, 2017

**HIGHEST ATTENDANCE - ROAD**

4,015 at Alabama May 7, 2017

**HIGHEST ATTENDANCE - NEUTRAL**

9,515 vs. UCLA May 30, 2015



**BATTING RECORDS**

**BATTING AVERAGE**

	TOTAL	YEAR
1.	.339 (606-1788)	2015
2.	.317 (599-1888)	2016
3.	.308 (532-1729)	2005
4.	.305 (484-1585)	2014
5.	<b>.286 (443-1549)</b>	<b>2019</b>
6.	.285 (446-1565)	1999
7.	.284 (491-1726)	2000
8.	<b>.281 (419-1490)</b>	<b>2018</b>
9.	.280 (426-1519)	2006
10.	.279 (420-1505)	2011

**SLUGGING PERCENTAGE**

	TOTAL	YEAR
1.	.572 (1788 AB)	2015
2.	.525 (1888 AB)	2016
3.	.519 (1585 AB)	2014
4.	.499 (1729 AB)	2005
5.	<b>.476 (1549 AB)</b>	<b>2019</b>
6.	.441 (1577 AB)	2017
7.	.428 (1505 AB)	2011
8.	<b>.426 (1490 AB)</b>	<b>2018</b>
9.	.421 (1519 AB)	2006
10.	.420 (1706 AB)	2001

**ON BASE PERCENTAGE**

	TOTAL	YEAR
1.	.460 (1788 AB)	2015
2.	.437 (1888 AB)	2016
3.	.423 (1585 AB)	2014
4.	.399 (1577 AB)	2017
5.	.384 (1729 AB)	2005
6.	<b>.379 (1490 AB)</b>	<b>2018</b>
7.	.375 (1350 AB)	2013
8.	<b>.369 (1549 AB)</b>	<b>2019</b>
9.	.359 (1519 AB)	2006
10.	.358 (1505 AB)	2011

**STOLEN BASE PERCENTAGE**

	TOTAL	YEAR
1.	.944 (17-18)	2014
2.	.875 (28-32)	2017
3.	.854 (35-41)	2016
4.	.839 (26-31)	2015
5.	.833 (70-84)	2009
6.	<b>.802 (69-86)</b>	<b>2019</b>
7.	.797 (106-133)	2004
8.	.796 (74-93)	2013
9.	<b>.791 (34-43)</b>	<b>2020*</b>
10.	.772 (78-101)	2005

**GAMES PLAYED**

	TOTAL	YEAR
1.	70	2016
2.	69	1997
3.	68	2005
4.	67	2015
5.	65	2002
	65	2000
7.	63	2001
8.	62	2014

9.	61	2017
10.	60	1999
	<b>60</b>	<b>2019</b>
	60	2004
	60	2008

**AT BATS**

	TOTAL	YEAR
1.	1888	2016
2.	1828	1997
3.	1788	2015
4.	1729	2005
5.	1726	2000
6.	1706	2001
7.	1601	2002
8.	1585	2014
9.	1577	2017
10.	1565	1999

**RUNS SCORED**

	TOTAL	YEAR
1.	556	2016
2.	526	2015
3.	440	2014
4.	375	2005
5.	334	2017
6.	<b>332</b>	<b>2019</b>
7.	<b>295</b>	<b>2018</b>
8.	284	1999
	284	2001
10.	276	2002

**HITS**

	TOTAL	YEAR
1.	606	2015
2.	599	2016
3.	532	2005
4.	491	2000
5.	484	2014
6.	473	2001
7.	470	1997
8.	446	1999
9.	<b>443</b>	<b>2019</b>
10.	437	2017

**DOUBLES**

	TOTAL	YEAR
1.	107	2000
2.	99	2016
3.	97	2011
	97	2015
5.	95	2001
6.	94	2005
7.	87	2014
8.	84	2002
9.	75	2017
10.	74	2004

**TRIPLES**

	TOTAL	YEAR
1.	16	2005
2.	15	2017
3.	13	2016

4.	12	2008
	<b>12</b>	<b>2019</b>
	12	2018
7.	11	2015
8.	10	2006
	10	2012
10.	9	2013

**HOME RUNS**

	TOTAL	YEAR
1.	99	2015
2.	89	2016
3.	83	2014
4.	68	2005
5.	<b>66</b>	<b>2019</b>
6.	51	2017
7.	48	2002
8.	47	2001
9.	46	2012
10.	44	2010

**RUNS BATTED IN**

	TOTAL	YEAR
1.	499	2016
2.	474	2015
3.	411	2014
4.	318	2005
5.	303	2017
6.	<b>297</b>	<b>2019</b>
7.	<b>263</b>	<b>2018</b>
8.	246	2001
9.	239	2000
10.	236	2011

**TOTAL BASES**

	TOTAL	YEAR
1.	1022	2015
2.	991	2016
3.	862	2005
4.	822	2014
5.	<b>738</b>	<b>2019</b>
6.	724	2000
7.	717	2001
8.	695	2017
9.	672	2002
10.	644	2011

**WALKS**

	TOTAL	YEAR
1.	356	2015
2.	349	2016
3.	286	2017
4.	270	2014
5.	<b>215</b>	<b>2018</b>
6.	201	2005
7.	<b>178</b>	<b>2019</b>
8.	177	2013
9.	160	2011
10.	158	2009





### INTENTIONAL WALKS

	TOTAL	YEAR
1.	12	2002
2.	9	2008
	9	2007
4.	<b>8</b>	<b>2019</b>
	8	2001
	8	2003
7.	7	1999
	7	2004
	7	2009
10.	6	2000

### HIT BY PITCH

	TOTAL	YEAR
1.	68	2016
2.	66	2014
	66	2015
4.	63	2008
5.	53	2012
6.	49	2007
7.	44	2000
8.	43	2009
9.	42	2017
10.	40	1999

### FEWEST STRIKEOUTS

	TOTAL	YEAR
1.	<b>96</b>	<b>2020*</b>
2.	186	1998
3.	<b>221</b>	<b>2018</b>
4.	<b>224</b>	<b>2021</b>
5.	<b>233</b>	<b>2019</b>
6.	234	1997
7.	249	1999
8.	274	2012
9.	279	2013
10.	280	2014

### SACRIFICE FLIES

	TOTAL	YEAR
1.	27	2015
2.	22	2016
3.	20	2005
4.	19	2014
5.	<b>17</b>	<b>2018</b>
6.	16	2011
7.	<b>15</b>	<b>2019</b>
	15	2008
9.	14	2017
10.	13	2002

### SACRIFICE HITS

	TOTAL	YEAR
1.	102	1997
2.	68	1998
3.	59	2007
4.	55	2001
5.	54	2000
6.	51	2003
	51	2002
8.	48	2005
	48	2009
10.	45	2012

### STOLEN BASES

	TOTAL	YEAR
1.	106 (106-133)	2004
2.	<b>99 (99-129)</b>	<b>2018</b>
3.	86 (86-112)	1999
4.	78 (78-101)	2005
5.	74 (74-93)	2013
6.	72 (72-101)	2002
7.	70 (70-84)	2009
8.	<b>69 (69-90)</b>	<b>2021</b>
	<b>69 (69-86)</b>	<b>2019</b>
	69 (69-100)	1997

### FEWEST CAUGHT STEALING

	TOTAL	YEAR
1.	1 (17-18)	2014
2.	4 (28-32)	2017
3.	5 (26-31)	2015
4.	6 (35-41)	2016
5.	<b>9 (34-43)</b>	<b>2020*</b>
6.	11 (33-44)	2012
7.	14 (70-84)	2009
8.	15 (33-48)	2007
9.	<b>17 (69-86)</b>	<b>2019</b>
10.	18 (56-74)	2000

### STOLEN BASE ATTEMPTS

	TOTAL	YEAR
1.	133 (106-133)	2004
2.	<b>129 (99-129)</b>	<b>2018</b>
3.	112 (86-112)	1999
4.	101 (72-101)	2002
	101 (78-101)	2005
6.	100 (69-100)	1997
7.	93 (74-93)	2013
8.	<b>90 (69-90)</b>	<b>2021</b>
9.	<b>86 (69-86)</b>	<b>2019</b>
10.	84 (70-84)	2009

### FEWEST GROUNDED INTO DP

	TOTAL	YEAR
1.	1	2002
2.	2	2001
3.	3	2000
	3	2010
5.	4	2004
	4	1997
	4	1998
8.	5	2008
	5	2013
	<b>5</b>	<b>2020*</b>

### PITCHING RECORDS

#### EARNED RUN AVERAGE

	TOTAL	YEAR
1.	<b>1.37 (397.1 IP)</b>	<b>2018</b>
2.	1.40 (409.2 IP)	2004
3.	1.74 (405.2 IP)	2017
4.	1.78 (392.1 IP)	2006
5.	2.01 (411.1 IP)	2008
6.	2.01 (376.1 IP)	2012
7.	<b>2.03 (347.2 IP)</b>	<b>2021</b>
8.	2.19 (454.0 IP)	2016

9.	2.21 (437.2 IP)	2005
10.	2.23 (386.0 IP)	2010

#### OPPONENT BATTING AVERAGE

	TOTAL	YEAR
1.	.160 (409.2 IP)	2004
2.	.204 (376.1 IP)	2012
3.	<b>.204 (397.1 IP)</b>	<b>2018</b>
4.	.208 (392.1 IP)	2006
5.	.209 (411.1 IP)	2008
6.	.211 (367.0 IP)	2007
7.	.211 (437.2 IP)	2005
8.	.215 (418.0 IP)	2009
9.	.218 (386.0 IP)	2010
10.	.222 (392.0 IP)	2011

#### WALKS ALLOWED / 7 INNINGS

	TOTAL	YEAR
1.	<b>1.53 (397.1 IP)</b>	<b>2018</b>
2.	1.64 (405.2 IP)	2017
3.	1.86 (376.1 IP)	2012
4.	2.01 (442.1 IP)	2000
5.	2.09 (411.1 IP)	2008
6.	2.26 (425.0 IP)	2001
7.	2.33 (483.1 IP)	1997
8.	<b>2.38 (347.2 IP)</b>	<b>2021</b>
9.	2.39 (386.0 IP)	2010
10.	2.41 (392.0 IP)	2011

#### STRIKEOUTS / 7 INNINGS

	TOTAL	YEAR
1.	9.38 (367.0 IP)	2007
2.	8.49 (411.1 IP)	2008
3.	7.98 (409.2 IP)	2004
4.	7.82 (386.0 IP)	2010
5.	7.71 (392.1 IP)	2006
6.	7.64 (418.0 IP)	2009
7.	<b>7.51 (347.2 IP)</b>	<b>2021</b>
8.	6.93 (392.0 IP)	2011
9.	6.91 (437.2 IP)	2005
10.	<b>6.30 (388.0 IP)</b>	<b>2019</b>

#### WINS

	TOTAL	YEAR
1.	58 (58-12)	2016
2.	56 (56-11)	2015
3.	50 (50-18)	2005
4.	49 (49-12)	2017
5.	42 (42-18)	2004
	42 (42-19)	2014
7.	<b>41 (41-17)</b>	<b>2018</b>
8.	40 (40-19)	2011
9.	<b>39 (39-21)</b>	<b>2019</b>
10.	38 (38-22)	2008
	38 (38-27)	2002

#### FEWEST LOSSES

	TOTAL	YEAR
1.	<b>11 (16-11)</b>	<b>2020*</b>
	11 (56-11)	2015
3.	12 (58-12)	2016
	12 (49-12)	2017
5.	<b>17 (41-17)</b>	<b>2018</b>
6.	18 (50-18)	2005



	18 (42-18)	2004
8.	19 (40-19)	2011
	19 (42-19)	2014
10.	21 (39-21)	2019

**SAVES**

	TOTAL	YEAR
1.	9	2008
	9	2000
	9	2002
	9	2005
5.	7	2006
	7	2016
	7	2010
8.	6	2014
	6	2017
	6	1998

**COMPLETE GAMES**

	TOTAL	YEAR
1.	40	2005
2.	35	2014
3.	34	2004
4.	33	2002
5.	32	2009
	32	2006
7.	31	2017
	31	1997
9.	28	1999
	28	2011

**SHUTOUTS**

	TOTAL	YEAR
1.	24	2004
2.	23	2018
3.	20	2017
4.	19	2008
	19	2016
6.	17	2005
7.	14	2002
	14	2006
9.	13	2019
	13	1999
	13	2014
	13	2012

**INNINGS PITCHED**

	TOTAL	YEAR
1.	483.1	1997
2.	454.0	2016
3.	442.1	2000
4.	437.2	2005
5.	431.0	2015
6.	427.2	2002
7.	425.0	2001
8.	418.0	2009
9.	411.1	2008
10.	409.2	2004

**FEWEST HITS ALLOWED**

	TOTAL	YEAR
1.	165	2020*
2.	226	2004

3.	282	2007
	282	2012
5.	288	2021
6.	295	2018
7.	300	2006
8.	310	2010
9.	323	2011
10.	326	2008

**FEWEST RUNS ALLOWED**

	TOTAL	YEAR
1.	93	2018
2.	108	2020*
	108	2004
4.	126	2021
5.	127	2017
6.	144	2012
7.	160	2007
	160	2008
9.	162	2006
10.	171	2011
	171	2010

**FEWEST EARNED RUNS ALLOWED**

	TOTAL	YEAR
1.	75	2020*
2.	78	2018
3.	82	2004
4.	100	2006
5.	101	2021
	101	2017
7.	108	2012
8.	118	2008
9.	123	2010
10.	127	2007

**FEWEST WALKS ALLOWED**

	TOTAL	YEAR
1.	77	2020*
2.	87	2018
3.	95	2017
4.	100	2012
5.	118	2021
6.	123	2008
7.	127	2000
8.	132	2010
9.	134	2013
10.	135	2011

**STRIKEOUTS**

	TOTAL	YEAR
1.	499	2008
2.	492	2007
3.	467	2004
4.	456	2009
5.	432	2006
	432	2005
7.	431	2010
8.	388	2011
9.	373	2021
10.	368	2002

**STRIKEOUTS LOOKING**

	TOTAL	YEAR
1.	128	2008
2.	122	2007
3.	117	2003
4.	113	2009
5.	110	1997
6.	108	2010
7.	105	2004
8.	102	2011
9.	97	2005
10.	89	1999

**FEWEST HOME RUNS ALLOWED**

	TOTAL	YEAR
1.	11	2020*
	11	1998
3.	12	1997
4.	17	2017
	17	2004
6.	19	2000
7.	20	2018
8.	24	2021
9.	25	2006
	25	2002

**BATTERS FACED**

	TOTAL	YEAR
1.	2147	1997
2.	2012	2000
3.	1946	2015
4.	1931	2016
5.	1898	2001
6.	1875	2005
	1875	2002
8.	1800	2009
9.	1745	2008
10.	1736	2003

**FEWEST WILD PITCHES**

	TOTAL	YEAR
1.	9	2017
2.	12	2021
	12	2018
	12	2004
5.	16	2001
	16	2020*
7.	21	2016
8.	22	2013
9.	23	2012
	23	1999

**FEWEST HIT BATTERS**

	TOTAL	YEAR
1.	6	2000
2.	10	2018
3.	13	2020*
	13	2019
5.	17	1998
	17	2006
7.	18	2017
8.	19	1999
9.	20	2007
10.	24	2013



24 2008

**RUNNERS PICKED OFF**

	TOTAL	YEAR
1.	10	2005
2.	6	2004
	6	2010
4.	4	2000
	4	1997
6.	3	2001
	3	2003
	3	2011
9.	2	2006
	2	1999
	<b>2</b>	<b>2019</b>
	2	2008
	2	2017
	2	2002

**FIELDING RECORDS**

**FIELDING PERCENTAGE**

	TOTAL	YEAR
1.	.979 (1174-481-35)	2014
2.	<b>.978 (1192-533-39)</b>	<b>2018</b>
3.	.975 (1293-491-45)	2015
4.	.970 (1217-581-56)	2017
5.	.969 (1229-359-50)	2004
6.	.969 (1362-609-63)	2016
7.	<b>.968 (1164-474-54)</b>	<b>2019</b>
	<b>.968 (1043-318-45)</b>	<b>2021</b>
9.	.964 (1283-446-65)	2002
10.	.963 (1129-422-60)	2012
	.963 (1176-398-61)	2011

**LOWEST STOLEN BASE AGAINST PCT.**

	TOTAL	YEAR
1.	.571 (24-42)	2012
2.	<b>.583 (14-24)</b>	<b>2019</b>
3.	.593 (32-54)	2004
4.	.596 (28-47)	2005
5.	.600 (36-60)	2006
6.	.619 (39-63)	2002
7.	<b>.625 (20-32)</b>	<b>2018</b>
8.	.636 (28-44)	2011
9.	.650 (39-60)	2010
10.	.662 (51-77)	2009

**CHANCES**

	TOTAL	YEAR
1.	2194	1997
2.	2067	2000
3.	2034	2016
4.	1920	2001
5.	1870	2005
6.	1854	2017
7.	1829	2015
8.	1794	2002
9.	<b>1764</b>	<b>2018</b>
10.	1742	1998

**PUTOUTS**

	TOTAL	YEAR
1.	1450	1997
2.	1362	2016
3.	1327	2000
4.	1313	2005
5.	1293	2015
6.	1283	2002
7.	1274	2001
8.	1254	2009
9.	1234	2008
10.	1229	2004

**ASSISTS**

	TOTAL	YEAR
1.	626	2000
2.	625	1997
3.	609	2016
4.	581	2017
5.	<b>533</b>	<b>2018</b>
6.	530	2001
7.	527	1998
8.	491	2015
9.	485	2005
10.	481	2014

**FEWEST ERRORS**

	TOTAL	YEAR
1.	<b>35</b>	<b>2020*</b>
	35	2014
3.	<b>39</b>	<b>2018</b>
4.	<b>45</b>	<b>2021</b>
	45	2015
6.	50	2004
7.	<b>54</b>	<b>2019</b>
8.	56	2017
	56	2007
10.	60	2012
	60	2013

**DOUBLE PLAYS**

	TOTAL	YEAR
1.	47	2017
2.	42	2015
3.	41	2016
4.	38	2014
5.	<b>30</b>	<b>2019</b>
6.	<b>25</b>	<b>2018</b>
7.	24	2000
	24	2011
	24	1998
10.	22	2005

**CAUGHT STEALING BY**

	TOTAL	YEAR
1.	30	1999
2.	26	2009
3.	24	2006
	24	1997
	24	2002
6.	22	2004
7.	21	2010
8.	20	2007
9.	19	2005

10. 18 2012

**FEWEST STOLEN BASES AGAINST**

	TOTAL	YEAR
1.	<b>14</b>	<b>2019</b>
2.	<b>20</b>	<b>2018</b>
3.	21	2016
4.	22	2015
5.	24	2012
6.	<b>26</b>	<b>2020*</b>
7.	28	2011
	28	2005
9.	32	2004
	32	2014

**FEWEST PASSED BALLS**

	TOTAL	YEAR
1.	2	2017
2.	3	2005
3.	5	2003
	5	2001
5.	6	2016
6.	<b>7</b>	<b>2019</b>
7.	<b>8</b>	<b>2021</b>
	8	2002
	8	2012
	8	2015

\*The 2020 season was suspended due to the COVID-19 pandemic.

Records set during the Mickey Dean era are listed in **BOLD**.



### BATTING RECORDS

#### BATTING AVERAGE

	TOTAL	YEAR
1.	.329 (215-653)	2015
2.	.319 (237-743)	2005
3.	.289 (179-619)	2016
4.	.269 (199-741)	2011
5.	.268 (197-734)	1998

#### SLUGGING PERCENTAGE

	TOTAL	YEAR
1.	.553 (653 AB)	2015
2.	.540 (743 AB)	2005
3.	.477 (619 AB)	2016
4.	.438 (621 AB)	2014
5.	.425 (725 AB)	2002

#### ON BASE PERCENTAGE

	TOTAL	YEAR
1.	.445 (653 AB)	2015
2.	.407 (619 AB)	2016
3.	.380 (743 AB)	2005
4.	.375 (621 AB)	2014
5.	.349 (622 AB)	2017

#### STOLEN BASE PERCENTAGE

	TOTAL	YEAR
1.	.875 (14-16)	2016
2.	.857 (12-14)	2017
3.	.833 (5-6)	2015
4.	.808 (21-26)	2009
5.	.804 (45-56)	2004

#### GAMES PLAYED

	TOTAL	YEAR
1.	30	1997
	30	2002
	30	2006
	30	1999
	30	2001

#### AT BATS

	TOTAL	YEAR
1.	814	2001
2.	796	1997
3.	775	1999
4.	758	2006
5.	749	2000

#### RUNS SCORED

	TOTAL	YEAR
1.	173	2015
2.	161	2005
3.	150	2016
4.	120	2001
5.	116	2014

### HITS

	TOTAL	YEAR
1.	237	2005
2.	215	2015
3.	213	2001
4.	199	2011
5.	197	1998

### DOUBLES

	TOTAL	YEAR
1.	48	2002
2.	39	2001
	39	2011
4.	36	2003
5.	35	2000

### TRIPLES

	TOTAL	YEAR
1.	10	2005
2.	6	2012
	6	2017
4.	5	2011
5.	4	2015
	4	2013
	4	2018

### HOME RUNS

	TOTAL	YEAR
1.	37	2005
2.	36	2015
3.	30	2016
4.	29	2014
5.	25	2001

### RUNS BATTED IN

	TOTAL	YEAR
1.	151	2015
2.	135	2005
3.	133	2016
4.	112	2014
5.	106	2001

### TOTAL BASES

	TOTAL	YEAR
1.	401	2005
2.	361	2015
3.	333	2001
4.	308	2002
5.	295	2016

### WALKS

	TOTAL	YEAR
1.	111	2015
2.	109	2016
3.	100	2017
4.	90	2014
5.	74	2005

### INTENTIONAL WALKS

	TOTAL	YEAR
1.	11	2002
2.	6	2001
	6	2019
	6	2008
	6	2007
	6	2003

### HIT BY PITCH

	TOTAL	YEAR
1.	35	2015
2.	28	2008
3.	27	2012
4.	24	2014
5.	23	1999

### FEWEST STRIKEOUTS

	TOTAL	YEAR
1.	17	2020*
2.	83	1998
3.	107	2015
4.	109	2019
5.	111	2018

### SACRIFICE FLIES

	TOTAL	YEAR
1.	12	2015
2.	8	2005
3.	7	2014
	7	2011
5.	6	2003
	6	2004
	6	1999
	6	1998
	6	1997

### SACRIFICE HITS

	TOTAL	YEAR
1.	49	1997
2.	37	1998
3.	27	2001
	27	2012
5.	26	2006

### STOLEN BASES

	TOTAL	YEAR
1.	45 (45-56)	2004
2.	35 (35-45)	1999
3.	24 (24-39)	1997
4.	23 (23-35)	2018
5.	22 (22-32)	2013
	22 (22-35)	1998

### FEWEST CAUGHT STEALING

	TOTAL	YEAR
1.	1 (5-6)	2015
	1 (3-4)	2014
3.	2 (14-16)	2016
	2 (12-14)	2017
	2 (1-3)	2020*

**STOLEN BASE ATTEMPTS**

	TOTAL	YEAR
1.	56 (45-56)	2004
2.	45 (35-45)	1999
3.	39 (24-39)	1997
4.	35 (22-35)	1998
	<b>35 (23-35)</b>	<b>2018</b>

**FEWEST GROUNDED INTO DP**

	TOTAL	YEAR
1.	1	2002
	1	2000
3.	2	2021
	2	2018
	2	2010
	2	2001
	2	1998
	2	2004

**PITCHING RECORDS****EARNED RUN AVERAGE**

	TOTAL	YEAR
1.	1.85 (170.1 IP)	2018
2.	2.20 (194.1 IP)	2004
3.	2.28 (187.1 IP)	2005
4.	2.33 (201.0 IP)	2006
5.	2.41 (211.2 IP)	1997

**OPPONENT BATTING AVERAGE**

	TOTAL	YEAR
1.	.180 (194.1 IP)	2004
2.	.229 (195.0 IP)	2012
3.	.231 (170.1 IP)	2018
	.231 (187.1 IP)	2005
5.	.238 (201.0 IP)	2006

**WALKS ALLOWED / 7 INNINGS**

	TOTAL	YEAR
1.	1.92 (211.2 IP)	1997
	1.92 (193.0 IP)	2000
3.	1.94 (165.2 IP)	2017
4.	2.01 (170.1 IP)	2018
5.	2.12 (195.0 IP)	2012

**STRIKEOUTS / 7 INNINGS**

	TOTAL	YEAR
1.	8.45 (179.0 IP)	2007
2.	7.48 (184.1 IP)	2008
3.	7.13 (194.1 IP)	2004
4.	6.65 (187.1 IP)	2005
5.	6.36 (197.0 IP)	2003

**WINS**

	TOTAL	YEAR
1.	21 (21-8)	2005
2.	19 (19-10)	2004
3.	18 (18-6)	2015
4.	17 (17-7)	2017
5.	16 (16-7)	2016

**FEWEST LOSSES**

	TOTAL	YEAR
1.	3 (0-3)	2020*
2.	6 (18-6)	2015
3.	7 (17-7)	2017
	7 (16-7)	2016
5.	8 (21-8)	2005

**SAVES**

	TOTAL	YEAR
1.	5	2006
2.	4	2005
3.	3	2000
	3	2012
	3	2016
	3	2014
	3	2002
	3	2017

**COMPLETE GAMES**

	TOTAL	YEAR
1.	20	2005
2.	19	2009
3.	17	2017
	17	2002
5.	16	2004
	16	1999

**SHUTOUTS**

	TOTAL	YEAR
1.	10	2004
2.	7	2003
3.	6	2005
	6	2016
5.	5	2002

**INNINGS PITCHED**

	TOTAL	YEAR
1.	211.2	1997
2.	202.0	2001
3.	201.0	2006
4.	197.0	2003
	197.0	2009

**FEWEST HITS ALLOWED**

	TOTAL	YEAR
1.	34	2020*
2.	123	2004
3.	148	2018
4.	153	2016
5.	161	2007
	161	2021

**FEWEST RUNS ALLOWED**

	TOTAL	YEAR
1.	19	2020*
2.	51	2018
3.	69	2004
4.	76	2021
	76	2017

**FEWEST EARNED RUNS ALLOWED**

	TOTAL	YEAR
1.	17	2020*
2.	45	2018
3.	59	2017
	59	2021
5.	61	2005
	61	2004

**FEWEST WALKS ALLOWED**

	TOTAL	YEAR
1.	9	2020*
2.	46	2017
3.	49	2018
4.	53	2000
5.	54	2021

**STRIKEOUTS**

	TOTAL	YEAR
1.	216	2007
2.	198	2004
3.	197	2008
4.	179	2003
5.	178	2005

**STRIKEOUTS LOOKING**

	TOTAL	YEAR
1.	62	2007
2.	58	2003
3.	53	2004
4.	50	1997
5.	49	2009
	49	2008

**FEWEST HOME RUNS ALLOWED**

	TOTAL	YEAR
1.	6	1998
2.	7	1997
3.	9	2000
4.	11	2018
5.	12	2002

**BATTERS FACED**

	TOTAL	YEAR
1.	950	2001
2.	937	1997
3.	923	2000
4.	921	2006
5.	910	2009

**FEWEST WILD PITCHES**

	TOTAL	YEAR
1.	1	2020*
2.	4	2018
	4	2017
4.	5	2000
5.	6	2021
	6	2004
	6	2016

**FEWEST HIT BATTERS**

	TOTAL	YEAR
1.	2	2000
2.	3	2020*
	3	2018
4.	5	2019
	5	2017

**RUNNERS PICKED OFF**

	TOTAL	YEAR
1.	4	2004
2.	2	1999
	2	2019
	2	2011
	2	2005
	2	2003
	2	2010

**FIELDING RECORDS****FIELDING PERCENTAGE**

	TOTAL	YEAR
1.	.984 (472-205-11)	2014
2.	.978 (466-189-15)	2015
3.	.977 (583-174-18)	2004
4.	.974 (511-245-20)	2018
5.	.969 (497-155-21)	2021
	.969 (477-175-21)	2019

**LOWEST STOLEN BASE AGAINST PCT.**

	TOTAL	YEAR
1.	.560 (14-25)	2005
2.	.636 (7-11)	2015
3.	.649 (24-37)	2010
4.	.667 (6-9)	2019
	.667 (16-24)	2012

**CHANCES**

	TOTAL	YEAR
1.	985	1997
2.	927	2001
3.	900	2000
4.	884	2006
5.	848	1999

**PUTOUTS**

	TOTAL	YEAR
1.	635	1997
2.	605	2001
3.	603	2006
4.	591	2009
	591	2003

**ASSISTS**

	TOTAL	YEAR
1.	296	1997
2.	267	2000
3.	251	1998
4.	248	2001
5.	245	2018

**FEWEST ERRORS**

	TOTAL	YEAR
1.	4	2020*
2.	11	2014
3.	15	2015
4.	18	2004
5.	20	2018

**DOUBLE PLAYS**

	TOTAL	YEAR
1.	20	2017
2.	18	2016
3.	15	2015
	15	2014
5.	14	1998

**CAUGHT STEALING BY**

	TOTAL	YEAR
1.	14	1999
	14	2007
3.	13	2010
4.	12	2006
5.	11	1997
	11	2005

**FEWEST STOLEN BASES AGAINST**

	TOTAL	YEAR
1.	4	2020*
2.	6	2019
3.	7	2015
4.	9	2018
	9	2016

**FEWEST PASSED BALLS**

	TOTAL	YEAR
1.	1	2005
	1	2017
	1	2015
	1	2020*
5.	2	2011
	2	2018
	2	2003

\*The 2020 season was suspended due to the COVID-19 pandemic.

Records set during the Mickey Dean era are listed in **BOLD**.



BATTING

BATTING AVERAGE (MIN. 70 AB)

YEAR	TOTAL	PLAYER
1997	.343 (81-236)	Kim Blair
1998	.346 (56-162)	Mary Petrie
1999	.331 (54-163)	Marcella Passarelli
2000	.454 (54-119)	Mary Petrie
2001	.383 (80-209)	Ashley Moore
2002	.343 (60-175)	Ashley Moore
2003	.291 (51-175)	Ashley Griffin
2004	.333 (58-174)	Sara Dean
2005	.394 (76-193)	Holly Currie
2006	.357 (51-143)	Sara Ghezzi
2007	.321 (52-162)	Holly Currie
2008	.283 (52-184)	Brittany Scott
2009	.333 (52-156)	Myesha Finney
2010	.356 (47-132)	Kyndall White
2011	.376 (62-165)	Morgan Estell
2012	.333 (61-183)	Lauren Guzman
2013	.389 (61-157)	Emily Carosone
2014	.418 (47-177)	Kasey Cooper
2015	.438 (85-194)	Emily Carosone
2016	.422 (79-187)	Kasey Cooper
2017	.371 (46-124)	Alyssa Rivera
2018	.373 (60-161)	Victoria Draper
2019	.342 (65-190)	Casey McCrackin
2020*	.358 (29-81)	Alyssa Rivera
<b>2021</b>	<b>.303 (30-99)</b>	<b>Makayla Packer</b>

SLUGGING PCT. (MIN. 70 AB)

YEAR	TOTAL	PLAYER
1997	.446 (202 AB)	Ashley Camp
1998	.537 (162 AB)	Mary Petrie
1999	.571 (163 AB)	Mary Petrie
2000	.782 (119 AB)	Mary Petrie
2001	.685 (181 AB)	Mary Petrie
2002	.697 (175 AB)	Ashley Moore
2003	.451 (175 AB)	Ashley Griffin
2004	.523 (174 AB)	Sara Dean
2005	.772 (193 AB)	Holly Currie
2006	.594 (143 AB)	Sara Ghezzi
2007	.543 (162 AB)	Holly Currie
2008	.500 (156 AB)	Tatiana Fernandez
2009	.526 (156 AB)	Myesha Finney
2010	.758 (132 AB)	Kyndall White
2011	.594 (165 AB)	Morgan Estell
2012	.548 (157 AB)	Lauren Guzman
2013	.654 (153 AB)	Brandi Melero
2014	.780 (177 AB)	Kasey Cooper
2015	.809 (194 AB)	Emily Carosone
2016	.872 (187 AB)	Kasey Cooper
2017	.599 (177 AB)	Carlee Wallace
2018	.550 (131 AB)	Casey McCrackin
2019	.699 (166 AB)	Kendall Veach
2020*	.605 (81 AB)	Alyssa Rivera
<b>2021</b>	<b>.462 (106 AB)</b>	<b>Aspyn Godwin</b>

ON BASE PCT. (MIN. 70 AB)

YEAR	TOTAL	PLAYER
1997	.370 (236 AB)	Kim Blair
1998	.398 (162 AB)	Mary Petrie
1999	.394 (163 AB)	Mary Petrie
2000	.531 (119 AB)	Mary Petrie

2001	.475 (181 AB)	Mary Petrie
2002	.463 (175 AB)	Ashley Moore
2003	.339 (166 AB)	Sara Dean
2004	.403 (174 AB)	Sara Dean
2005	.464 (193 AB)	Holly Currie
2006	.481 (172 AB)	Kristina McCain
2007	.414 (133 AB)	Tatiana Fernandez
2008	.423 (156 AB)	Tatiana Fernandez
2009	.467 (156 AB)	Myesha Finney
2010	.418 (132 AB)	Kyndall White
2011	.478 (165 AB)	Morgan Estell
2012	.385 (148 AB)	Caitlin Jordan
2013	.482 (157 AB)	Morgan Estell
2014	.560 (158 AB)	Emily Carosone
2015	.552 (194 AB)	Emily Carosone
2016	.581 (187 AB)	Kasey Cooper
2017	.480 (167 AB)	Kasey Cooper
2018	.462 (131 AB)	Casey McCrackin
2019	.426 (174 AB)	Alyssa Rivera
2020*	.447 (81 AB)	Alyssa Rivera
<b>2021</b>	<b>.384 (99 AB)</b>	<b>Makayla Packer</b>

AT BATS

YEAR	TOTAL	PLAYER
1997	236	Kim Blair
1998	186	Kim Blair
1999	186	Chris Steiner
2000	214	Ashley Moore
2001	209	Ashley Moore
2002	190	Kasey Angulo
2003	176	Shannon Anderson
2004	187	Ashley Griffin
2005	213	Ashley Griffin
2006	183	Tatiana Fernandez
2007	162	Holly Currie
2008	184	Brittany Scott
_____	184	Taryn Gray
2009	200	Kyndall White
2010	166	Caitlin Stangl
2011	188	Lauren Guzman
2012	183	Lauren Guzman
2013	172	Brooke Lathan
2014	177	Kasey Cooper
_____	177	Morgan Estell
2015	207	Tiffany Howard
2016	246	Tiffany Howard
2017	177	Carlee Wallace
_____	177	Kendall Veach
2018	161	Victoria Draper
_____	161	Courtney Shea
2019	190	Casey McCrackin
2020*	81	Makenna Dowell
_____	81	Alyssa Rivera
2021	143	Makenna Dowell

RUNS SCORED

YEAR	TOTAL	PLAYER
1997	43	Kim Blair
1998	22	Mary Petrie
1999	39	Marcella Passarelli
2000	40	Ashley Moore
2001	50	Ashley Moore
2002	50	Ashley Moore
2003	22	Ashley Griffin

2004	34	Ashley Griffin
2005	56	Ashley Griffin
2006	43	Kristina McCain
2007	22	Sara Ghezzi
2008	28	Brittany Scott
2009	26	Myesha Finney
_____	26	Kyndall White
2010	26	Caitlin Stangl
2011	38	Morgan Estell
2012	34	Brooke Lathan
2013	60	Morgan Estell
2014	70	Emily Carosone
_____	70	Kasey Cooper
2015	88	Emily Carosone
2016	78	Tiffany Howard
2017	44	Victoria Draper
2018	40	Victoria Draper
2019	47	Casey McCrackin
2020*	24	Alyssa Rivera
<b>2021</b>	<b>19</b>	<b>Makayla Packer</b>

HITS

YEAR	TOTAL	PLAYER
1997	81	Kim Blair
1998	56	Mary Petrie
_____	56	Kim Blair
1999	55	Ashley Moore
2000	70	Jen Kraemer
2001	80	Ashley Moore
2002	64	Kasey Angulo
2003	51	Ashley Griffin
2004	58	Sara Dean
2005	76	Holly Currie
2006	61	Kristina McCain
2007	52	Holly Currie
2008	52	Brittany Scott
2009	55	Kyndall White
2010	48	Amber Harrison
2011	62	Morgan Estell
2012	61	Lauren Guzman
2013	61	Emily Carosone
2014	74	Kasey Cooper
2015	86	Tiffany Howard
2016	96	Tiffany Howard
2017	59	Carlee Wallace
2018	60	Victoria Draper
2019	65	Casey McCrackin
2020*	29	Alyssa Rivera
2021	42	Makenna Dowell

RUNS BATTED IN

YEAR	TOTAL	PLAYER
1997	28	Chris Steiner
1998	35	Mary Petrie
1999	43	Mary Petrie
2000	43	Mary Petrie
2001	40	Ashley Moore
2002	41	Kasey Angulo
2003	18	Paige Jones
_____	18	Deni Zeigler
2004	30	Sara Dean
2005	65	Holly Currie
2006	41	Tatiana Fernandez
2007	32	Holly Currie



**YEARLY LEADERS**

2008	34	Tatiana Fernandez
2009	24	Myesha Finney
	24	Tatiana Fernandez
2010	34	Kyndall White
2011	31	Kelsey Cartwright
	31	Lauren Guzman
2012	41	Elizabeth Eisterhold
2013	46	Brandi Melero
2014	78	Brandi Melero
2015	80	Emily Carosone
2016	83	Kasey Cooper
2017	52	Carlee Wallace
2018	33	Alyssa Rivera
	33	Courtney Shea
2019	48	Tannon Snow
	48	Kendall Veach
2020*	18	Alyssa Rivera
2021	19	Makenna Dowell

**DOUBLES**

YEAR	TOTAL	PLAYER
1997	21	Ashley Camp
1998	10	Mary Petrie
1999	9	Amy Dalsing
2000	17	Jen Kraemer
	17	Ashley Moore
2001	22	Ashley Moore
2002	16	Kasey Angulo
2003	17	Ashley Griffin
2004	14	Sara Dean
2005	20	Holly Currie
2006	12	Tatiana Fernandez
	12	Kristina McCain
2007	11	Ashley Arcuri
2008	13	Tatiana Fernandez
2009	11	Tatiana Fernandez
	11	Kyndall White
2010	11	Kyndall White
	11	Amber Harrison
2011	18	Morgan Estell
2012	10	Lauren Guzman
	10	Brooke Lathan
2013	14	Emily Carosone
2014	19	Morgan Estell
2015	18	Emily Carosone
2016	19	Kasey Cooper
2017	20	Carlee Wallace
2018	10	Courtney Shea
2019	16	Casey McCrackin
2020*	6	Makenna Dowell
<b>2021</b>	<b>9</b>	<b>Sydney Cox</b>

**TRIPLES**

YEAR	TOTAL	PLAYER
1997	3	Ashley Camp
1998	1	Ashley Camp
	1	Marcella Passarelli
1999	2	Chris Steiner
2000	2	Jen Kraemer
2001	1	Mary Petrie
	1	Deni Zeigler
	1	Ashley Moore
	1	Jennifer Hammock
2002	1	Martha Phillips
	1	Sara Dean

	1	Kelly Sutton
	1	Deni Zeigler
2003	2	Shannon Anderson
2004	2	Sara Dean
	2	Ashley Griffin
2005	4	Sara Dean
2006	3	Myesha Finney
2007	2	Brittany Scott
2008	3	Brittany Scott
2009	1	Kyndall White
	1	Amber Harrison
2010	1	Krista Clyde
	1	Megan Mitchell
2011	3	Lauren Guzman
2012	3	Lauren Guzman
2013	3	Morgan Estell
2014	1	Emily Carosone
2015	6	Tiffany Howard
2016	4	Tiffany Howard
2017	4	Kendall Veach
2018	3	Taylon Snow
2019	2	Bree Fornis
	2	Casey McCrackin
2020*	1	Maddison Koepke
	<b>1</b>	<b>Aspyn Godwin</b>
	<b>1</b>	<b>Lindsey Garcia</b>
<b>2021</b>	<b>3</b>	<b>Aspyn Godwin</b>

**HOME RUNS**

YEAR	TOTAL	PLAYER
1997	2	Chris Steiner
1998	7	Mary Petrie
1999	12	Mary Petrie
2000	10	Mary Petrie
2001	13	Mary Petrie
2002	17	Ashley Moore
2003	5	Kasey Angulo
2004	6	Ashley Griffin
2005	17	Holly Currie
2006	8	Sara Ghezzi
	8	Tatiana Fernandez
	8	Ashley Griffin
2007	9	Holly Currie
2008	7	Tatiana Fernandez
	7	Jorja Bell
2009	7	Myesha Finney
	7	Elizabeth Eisterhold
2010	14	Kyndall White
2011	6	Morgan Estell
	6	Kyndall White
	6	Amber Harrison
2012	12	Elizabeth Eisterhold
2013	10	Brandi Melero
2014	18	Kasey Cooper
2015	19	Jade Rhodes
2016	21	Kasey Cooper
2017	12	Kendall Veach
2018	9	Alyssa Rivera
2019	20	Kendall Veach
2020*	6	Alyssa Rivera
<b>2021</b>	<b>5</b>	<b>Aspyn Godwin</b>

**TOTAL BASES**

YEAR	TOTAL	PLAYER
1997	90	Ashley Camp
1998	87	Mary Petrie
1999	93	Mary Petrie
2000	106	Jen Kraemer
2001	137	Ashley Moore
2002	122	Ashley Moore
2003	79	Ashley Griffin
2004	91	Sara Dean
2005	149	Holly Currie
2006	95	Tatiana Fernandez
2007	88	Holly Currie
2008	78	Tatiana Fernandez
2009	83	Kyndall White
2010	100	Kyndall White
2011	98	Morgan Estell
2012	86	Brook Lathan
2013	100	Brandi Melero
2014	138	Kasey Cooper
2015	157	Emily Carosone
2016	163	Kasey Cooper
2017	106	Carlee Wallace
2018	81	Alyssa Rivera
2019	116	Kendall Veach
2020*	49	Alyssa Rivera
2021	51	Makenna Dowell

**WALKS**

YEAR	TOTAL	PLAYER
1997	15	Ashley Camp
1998	14	Mary Petrie
1999	21	Mary Petrie
2000	23	Mary Petrie
2001	31	Mary Petrie
2002	39	Ashley Moore
2003	15	Sara Dean
2004	24	Kristina McCain
2005	33	Kristina McCain
2006	36	Kristina McCain
2007	25	Tatiana Fernandez
2008	32	Tatiana Fernandez
2009	24	Elizabeth Eisterhold
2010	26	Amber Harrison
2011	31	Amber Harrison
2012	26	Caitlin Jordan
2013	35	Morgan Estell
2014	45	Morgan Estell
2015	49	Kasey Cooper
2016	71	Kasey Cooper
2017	49	Kasey Cooper
2018	35	Casey McCrackin
2019	29	Kendall Veach
2020*	13	Alyssa Rivera
2021	20	Makenna Dowell

**HIT BY PITCH**

YEAR	TOTAL	PLAYER
1997	8	Ashley Camp
1998	3	Kim Blair
1999	10	Sarah Orozco
2000	14	Sarah Orozco
2001	10	Ashley Moore
2002	7	Lindsey Chitwood





2003	7	Ashley Griffin
2004	3	Kristina McCain
	3	Lindsey Chitwood
	3	Lolani Alvarez
	3	Sara Ghezzi
	3	Shannon Anderson
2005	7	Lolani Alvarez
2006	9	Myesha Finney
2007	19	Myesha Finney
2008	18	Myesha Finney
2009	21	Myesha Finney
2010	10	Katie Colton
2011	11	Kelsey Cartwright
2012	17	Baylee Stephens
2013	8	Emily Carosone
2014	33	Emily Carosone
2015	19	Emily Carosone
2016	25	Emily Carosone
2017	7	Kasey Cooper
2018	6	Justus Perry
2019	16	Justus Perry
2020*	7	Justus Perry
2021	8	Justus Perry

**FEWEST STRIKEOUTS (MIN. 70 AB)**

YEAR	TOTAL	PLAYER
1997	10 (236 AB)	Kim Blair
	10 (90 AB)	Jill Nunnally
1998	8 (73 AB)	Michelle Martin
1999	7 (116 AB)	Sarah Orozco
2000	4 (100 AB)	Kimball Pratt
2001	22 (98 AB)	Lindsey Chitwood
2002	15 (175 AB)	Sara Dean
2003	17 (166 AB)	Sara Dean
	17 (70 AB)	Jennifer Hammock
2004	17 (174 AB)	Sara Dean
2005	13 (197 AB)	Sara Dean
2006	16 (90 AB)	Lauren Walton
2007	15 (144 AB)	Ashley Arcuri
2008	17 (156 AB)	Tatiana Fernandez
2009	20 (153 AB)	Lauren Guzman
2010	12 (152 AB)	Lauren Guzman
2011	11 (188 AB)	Lauren Guzman
2012	9 (183 AB)	Lauren Guzman
2013	15 (157 AB)	Emily Carosone
2014	7 (177 AB)	Kasey Cooper
2015	14 (194 AB)	Emily Carosone
	14 (139 AB)	Carlee Wallace
2016	15 (187 AB)	Kasey Cooper
2017	15 (177 AB)	Carlee Wallace
	15 (74 AB)	Carmyn Greenwood
2018	6 (77 AB)	KK Crocker
2019	10 (173 AB)	Taylon Snow
2020*	2 (81 AB)	Makenna Dowell
2021	7 (133 AB)	Tyler King

**SACRIFICE FLIES**

YEAR	TOTAL	PLAYER
1997	3	Jennifer Page
1998	3	Ashley Camp
1999	4	Michelle Martin
2000	3	Jen Kraemer
	3	Mary Petrie
2001	2	Mary Petrie

	2	Makayla Martin
2002	2	Ashley Moore
	2	Kelly Sutton
	2	Rasheedah Hameed
	2	Deni Zeigler
2003	2	Kasey Angulo
	2	Paige Jones
2004	2	Holly Currie
	2	Martha Phillips
2005	7	Sara Dean
2006	2	Tatiana Fernandez
	2	Myesha Finney
	2	Ashley Griffin
2007	4	Myesha Finney
2008	3	Alicia Hunolt
	3	Jorja Bell
2009	2	Elizabeth Eisterhold
	2	Tatiana Fernandez
	2	Amber Harrison
2010	2	Krista Clyde
	2	Kelley Smiley
	2	Amber Harrison
2011	3	Amber Harrison
	3	Morgan Estell
2012	2	Elizabeth Eisterhold
2013	3	Brooke Lathan
2014	4	Kasey Cooper
2015	7	Emily Carosone
2016	4	Emily Carosone
2017	5	Courtney Shea
2018	4	Kendall Veach
2019	4	Tannon Snow
2020*	3	Tannon Snow
2021	3	Makenna Dowell

**SACRIFICE HITS**

YEAR	TOTAL	PLAYER
1997	19	Amy Bellanca
1998	15	Chris Steiner
1999	8	Chris Steiner
2000	8	Marcella Passarelli
	8	Sarah Orozco
	8	Jodie Van Ooyen
2001	13	Jennifer Hammock
2002	10	Lindsey Chitwood
2003	13	Shannon Anderson
2004	10	Lolani Alvarez
2005	9	Amy Shaw
2006	18	Ashley Griffin
2007	11	Lindsey Harrelson
2008	8	Myesha Finney
2009	13	Lauren Guzman
2010	12	Krista Clyde
2011	9	Kelsey Cartwright
2012	13	Brooke Lathan
2013	6	Tiffany Howard
2014	6	Tiffany Howard
2015	7	Jade Rhodes
2016	8	Victoria Draper
2017	4	Victoria Draper
2018	7	Victoria Draper
2019	8	Bree Fornis
2020*	4	Abby Tissier
2021	5	Makayla Packer

**STOLEN BASES**

YEAR	TOTAL	PLAYER
1997	14	Kim Blair
1998	19	Kim Blair
1999	15	Chris Steiner
2000	13	Marcella Passarelli
2001	6	Jennifer Hammock
	6	Kim Freeland
2002	21	Shannon Anderson
2003	19	Shannon Anderson
2004	33	Shannon Anderson
2005	16	Kristina McCain
2006	9	Lauren Walton
2007	8	Lauren Walton
2008	7	Brittany Scott
2009	10	Myesha Finney
	10	Amber Harrison
2010	8	Lauren Guzman
	8	Kelsey Cartwright
2011	13	Caitlin Stangl
2012	7	Lauren Guzman
2013	13	Emily Carosone
2014	3	Morgan Estell
	3	Tiffany Howard
	3	Emily Carosone
2015	7	Kasey Cooper
2016	11	Tiffany Howard
2017	9	Victoria Draper
2018	38	Victoria Draper
2019	18	Alyssa Rivera
2020*	10	Alyssa Rivera
2021	16	Makayla Packer

**PITCHING**

**EARNED RUN AVG. (MIN. 100 IP)**

YEAR	TOTAL	PLAYER
1997	1.93 (130.2 IP)	Renee Sease
1998	2.30 (115.2 IP)	Denisse Montalvo
1999	2.00 (164.2 IP)	Nicole Groves
2000	2.74 (173.2 IP)	Jennifer Lofton
2001	1.62 (104.0 IP)	Jennifer Lofton
2002	1.78 (220.2 IP)	Kristin Keyes
2003	2.75 (173.0 IP)	Kristin Keyes
2004	1.06 (243.1 IP)	Kristin Keyes
2005	1.95 (208.1 IP)	Holly Currie
2006	1.79 (219.0 IP)	Holly Currie
2007	1.72 (187.0 IP)	Anna Thompson
2008	1.85 (102.1 IP)	Brittany Day
2009	2.28 (199.1 IP)	Anna Thompson
2010	1.46 (167.1 IP)	Anna Thompson
2011	1.53 (156.0 IP)	Angel Bunner
2012	1.80 (116.2 IP)	Lauren Schmalz
2013	2.96 (161.0 IP)	Marcy Harper
2014	2.89 (225.1 IP)	Lexi Davis
2015	2.91 (149.1 IP)	Rachael Walters
2016	1.57 (116.0 IP)	Makayla Martin
2017	1.36 (206.1 IP)	Kaylee Carlson
2018	1.36 (134.0 IP)	Makayla Martin
2019	2.91 (106.0 IP)	Chardonay Harris
2020*	1.15 (48.2 IP)	Samantha Yarbrough
2021	1.48 (165.2 IP)	Shelby Lowe



YEARLY LEADERS

BATTING AVG. AGAINST (MIN. 100 IP)

Table with columns: YEAR, TOTAL, PLAYER. Lists batting averages from 1997 to 2021, with 2020\* and 2021 highlighted.

INNINGS PITCHED

Table with columns: YEAR, TOTAL, PLAYER. Lists total innings pitched from 1997 to 2021, with 2021 highlighted.

FEWEST HITS ALLOWED (MIN. 100 IP)

Table with columns: YEAR, TOTAL, PLAYER. Lists fewest hits allowed from 1997 to 2002.

Table with columns: YEAR, TOTAL, PLAYER. Lists fewest walks allowed from 2003 to 2021, with 2020\* and 2021 highlighted.

FEWEST RUNS ALLOWED (MIN. 100 IP)

Table with columns: YEAR, TOTAL, PLAYER. Lists fewest runs allowed from 1997 to 2021, with 2020\* and 2021 highlighted.

FEWEST EARNED RUNS ALLOWED (MIN. 100 IP)

Table with columns: YEAR, TOTAL, PLAYER. Lists fewest earned runs allowed from 1997 to 2010.

Table with columns: YEAR, TOTAL, PLAYER. Lists fewest strikeouts from 2011 to 2021, with 2020\* and 2021 highlighted.

FEWEST WALKS (MIN. 100 IP)

Table with columns: YEAR, TOTAL, PLAYER. Lists fewest walks from 1997 to 2021, with 2020\* and 2021 highlighted.

STRIKEOUTS

Table with columns: YEAR, TOTAL, PLAYER. Lists total strikeouts from 1997 to 2017.



2018	121	Kaylee Carlson
2019	121	Chardonnay Harris
<b>2020*</b>	<b>53</b>	<b>Samantha Yarbrough</b>
<b>2021</b>	<b>179</b>	<b>Shelby Lowe</b>

**WINS**

YEAR	TOTAL	PLAYER
1997	13	Brenda Espinoza
1998	6	Erika Koivula
1999	11	Nicole Groves
	11	Denisse Montalvo
2000	14	Jennifer Lofton
2001	9	Lily DuBois
	9	Jennifer Lofton
	9	Jaime Rasmussen
2002	21	Kristen Keyes
2003	12	Kristen Keyes
2004	27	Kristen Keyes
2005	24	Holly Currie
2006	19	Holly Currie
2007	15	Anna Thompson
2008	12	Anna Thompson
2009	15	Anna Thompson
2010	17	Anna Thompson
2011	16	Angel Bunner
2012	13	Angel Bunner
2013	16	Marcy Harper
2014	22	Lexi Davis
2015	26	Lexi Davis
2016	19	Kaylee Carlson
2017	27	Kaylee Carlson
2018	21	Kaylee Carlson
2019	11	Makayla Martin
	11	Chardonnay Harris
	11	Ashlee Swindle
2020*	6	Ashlee Swindle
	<b>6</b>	<b>Samantha Yarbrough</b>
<b>2021</b>	<b>13</b>	<b>Shelby Lowe</b>

**SAVES**

YEAR	TOTAL	PLAYER
1997	3	Renee Sease
1998	4	Mary Petrie
1999	3	Nicole Groves
2000	6	Jennifer Lofton
2001	3	Jaime Rasmussen
2002	9	Kristen Keyes
2003	1	Kristen Keyes
2004	2	Beth DiPietro
2005	5	Holly Currie
2006	5	Holly Currie
2007	3	Anna Thompson
2008	5	Anna Thompson
2009	1	Jenee Loree
	1	Anna Thompson
2010	4	Anna Thompson
2011	2	Lauren Schmalz
	2	Angel Bunner
2012	3	Lauren Schmalz
2013	2	Hillary Mavromat
	2	Marcy Harper
2014	4	Lexi Davis
2015	4	Rachael Walters
2016	2	Rachael Walters

	2	Kaylee Carlson
	2	Makayla Martin
2017	4	Kaylee Carlson
2018	2	Kaylee Carlson
2019	2	Ashlee Swindle
2020*	1	Ashlee Swindle
	<b>1</b>	<b>Samantha Yarbrough</b>
<b>2021</b>	<b>4</b>	<b>KK Dismukes</b>

**APPEARANCES**

YEAR	TOTAL	PLAYER
1997	37	Renee Sease
1998	27	Mary Petrie
	27	Denisse Montalvo
1999	36	Nicole Groves
2000	44	Jennifer Lofton
2001	35	Jaime Rasmussen
2002	50	Kristen Keyes
2003	32	Kristen Keyes
2004	43	Kristen Keyes
2005	46	Holly Currie
2006	42	Holly Currie
2007	40	Anna Thompson
2008	32	Anna Thompson
2009	39	Anna Thompson
2010	40	Anna Thompson
2011	33	Angel Bunner
2012	31	Lauren Schmalz
2013	34	Marcy Harper
2014	45	Lexi Davis
2015	47	Rachael Walters
2016	33	Rachael Walters
2017	41	Kaylee Carlson
2018	35	Kaylee Carlson
2019	34	Ashlee Swindle
2020*	18	Lexie Handley
<b>2021</b>	<b>30</b>	<b>Shelby Lowe</b>

**GAMES STARTED**

YEAR	TOTAL	PLAYER
1997	32	Brenda Espinoza
1998	20	Brenda Espinoza
1999	26	Denisse Montalvo
2000	30	Jaime Rasmussen
2001	24	Lily DuBois
2002	30	Kristen Keyes
2003	26	Kristen Keyes
2004	32	Kristen Keyes
2005	33	Holly Currie
2006	32	Holly Currie
2007	23	Anna Thompson
2008	22	Anna Thompson
2009	28	Anna Thompson
2010	21	Anna Thompson
2011	20	Jenee Loree
	20	Angel Bunner
2012	21	Jenee Loree
2013	23	Marcy Harper
2014	34	Lexi Davis
2015	26	Lexi Davis
2016	22	Kaylee Carlson
2017	33	Kaylee Carlson
2018	30	Kaylee Carlson
2019	17	Chardonnay Harris

2020*	15	Lexie Handley
<b>2021</b>	<b>26</b>	<b>Shelby Lowe</b>

**COMPLETE GAMES**

YEAR	TOTAL	PLAYER
1997	13	Denisse Montalvo
1998	6	Erika Koivula
	6	Denisse Montalvo
1999	13	Nicole Groves
2000	12	Jaime Rasmussen
2001	10	Jaime Rasmussen
2002	23	Kristen Keyes
2003	16	Kristen Keyes
2004	25	Kristen Keyes
2005	20	Holly Currie
2006	20	Holly Currie
2007	14	Anna Thompson
2008	13	Anna Thompson
2009	16	Anna Thompson
2010	11	Anna Thompson
2011	11	Lauren Schmalz
2012	11	Angel Bunner
2013	14	Marcy Harper
2014	24	Lexi Davis
2015	8	Rachael Walters
2016	10	Kaylee Carlson
2017	21	Kaylee Carlson
2018	13	Kaylee Carlson
2019	10	Makayla Martin
2020*	5	Lexie Handley
<b>2021</b>	<b>15</b>	<b>Shelby Lowe</b>

**GAMES FINISHED**

YEAR	TOTAL	PLAYER
1997	25	Renee Sease
1998	24	Mary Petrie
1999	11	Nicole Groves
2000	25	Jennifer Lofton
2001	17	Mary Petrie
2002	18	Kristen Keyes
2003	15	Jenny Diaz
2004	10	Beth DiPietro
	10	Kristen Keyes
2005	13	Beth DiPietro
2006	10	Holly Currie
2007	16	Anna Thompson
2008	17	Angel Bunner
2009	11	Jenee Loree
	11	Anna Thompson
2010	14	Anna Thompson
2011	12	Angel Bunner
2012	11	Lauren Schmalz
	11	Angel Bunner
2013	15	Hilary Mavromat
2014	11	Lexi Davis
2015	20	Rachael Walters
2016	20	Rachael Walters
2017	9	Ashlee Swindle
2018	10	Ashlee Swindle
2019	17	Ashlee Swindle
2020*	9	Samantha Yarbrough
<b>2021</b>	<b>17</b>	<b>KK Dismukes</b>



## SHUTOUTS

YEAR	TOTAL	PLAYER
1997	6	Brenda Espinoza
1998	1	Erika Koivula
1999	4	Denisse Montalvo
	4	Nicole Groves
2000	4	Jaime Rasmussen
2001	3	Jennifer Lofton
2002	6	Kristen Keyes
2003	5	Janey Spivey
2004	13	Kristen Keyes
2005	9	Holly Currie
2006	9	Holly Currie
2007	5	Anna Thompson
2008	5	Anna Thompson
	5	Brittany Day
2009	3	Jenee Loree
2010	6	Anna Thompson
2011	4	Angel Bunner
2012	5	Angel Bunner
2013	2	Lexi Davis
2014	6	Lexi Davis
2015	1	Marcy Harper
	1	Rachael Walters
	1	Lexi Davis
2016	4	Kaylee Carlson
2017	6	Kaylee Carlson
2018	4	Makayla Martin
	4	Kaylee Carlson
2019	5	Makayla Martin
2020*		NONE
<b>2021</b>	<b>3</b>	<b>Maddie Penta</b>
	<b>3</b>	<b>Shelby Lowe</b>

## COMBINED SHUTOUTS

YEAR	TOTAL	PLAYER
1997		NONE
1998	4	Mary Petrie
1999	2	Nicole Groves
	2	Denisse Montalvo
2000	3	Jennifer Lofton
2001		NONE
2002	4	Kristen Keyes
2003	2	Janet Spivey
	2	Kristen Keyes
2004	5	Kristen Keyes
2005		NONE
2006	2	Beth DiPietro
2007	3	Anna Thompson
	3	Holly Currie
2008	4	Angel Bunner
	4	Anna Thompson
2009	4	Anna Thompson
	4	Jenee Loree
2010	3	Anna Thompson
2011		NONE
2012	2	Lauren Schmalz
	2	Jenee Loree
2013	2	Hilary Mavromat
	2	Marcy Harper
2014	3	Marcy Harper
2015	5	Rachael Walters
2016	6	Rachael Walters
2017	8	Kaylee Carlson
2018	10	Makayla Martin

2019	2	Lexie Handley
	2	Ashlee Swindle
<b>2020*</b>	<b>2</b>	<b>Samantha Yarbrough</b>
	2	Lexie Handley
<b>2021</b>	<b>2</b>	<b>KK Dismukes</b>

## FEWEST HR ALLOWED (MIN. 100 IP)

YEAR	TOTAL	PLAYER
1997	2 (176.0 IP)	Brenda Espinoza
1998	5 (115.2 IP)	Denisse Montalvo
1999	8 (164.2 IP)	Nicole Groves
2000	5 (165.2 IP)	Jaime Rasmussen
2001	6 (104.0 IP)	Jennifer Lofton
2002	11 (220.2 IP)	Kristin Keyes
	11 (143.0 IP)	Jennifer Lofton
2003	13 (173.0 IP)	Kristin Keyes
2004	12 (243.1 IP)	Kristin Keyes
2005	14 (208.1 IP)	Holly Currie
	14 (200.2 IP)	Beth DiPietro
2006	12 (147.1 IP)	Beth DiPietro
2007	8 (124.2 IP)	Holly Currie
2008	4 (102.1 IP)	Brittany Day
2009	3 (199.1 IP)	Anna Thompson
2010	16 (167.1 IP)	Anna Thompson
2011	8 (156.0 IP)	Angel Bunner
2012	8 (126.1 IP)	Angel Bunner
2013	10 (103.1 IP)	Lexi Davis
2014	27 (225.1 IP)	Lexi Davis
2015	16 (152.1 IP)	Lexi Davis
2016	5 (116.0 IP)	Makayla Martin
2017	3 (155.1 IP)	Makayla Martin
2018	3 (134.0 IP)	Makayla Martin
2019	14 (132.1 IP)	Ashlee Swindle
<b>2020*</b>	<b>1 (48.2 IP)</b>	<b>Samantha Yarbrough</b>
<b>2021</b>	<b>9 (165.2 IP)</b>	<b>Shelby Lowe</b>

## BATTERS FACED

YEAR	TOTAL	PLAYER
1997	808	Brenda Espinoza
1998	515	Denisse Montalvo
1999	710	Nicole Groves
2000	769	Jennifer Lofton
2001	637	Jaime Rasmussen
2002	933	Kristen Keyes
2003	764	Kristen Keyes
2004	911	Kristen Keyes
2005	884	Holly Currie
2006	909	Holly Currie
2007	761	Anna Thompson
2008	650	Anna Thompson
2009	824	Anna Thompson
2010	660	Anna Thompson
2011	641	Angel Bunner
2012	556	Jenee Loree
2013	695	Marcy Harper
2014	946	Lexi Davis
2015	706	Lexi Davis
2016	565	Kaylee Carlson
2017	821	Kaylee Carlson
2018	724	Kaylee Carlson
2019	587	Ashlee Swindle
2020*	306	Lexie Handley
<b>2021</b>	<b>650</b>	<b>Shelby Lowe</b>

## FEWEST WILD PITCHES (MIN. 100 IP)

YEAR	TOTAL	PLAYER
1997	17 (130.2 IP)	Renee Sease
1998	13 (115.2 IP)	Denisse Montalvo
1999	3 (164.2 IP)	Nicole Groves
2000	8 (173.2 IP)	Jennifer Lofton
2001	1 (142.0 IP)	Jaime Rasmussen
2002	9 (143.0 IP)	Jennifer Lofton
2003	9 (173.0 IP)	Kristin Keyes
2004	2 (243.1 IP)	Kristin Keyes
2005	3 (200.2 IP)	Beth DiPietro
2006	7 (147.1 IP)	Beth DiPietro
2007	10 (124.2 IP)	Holly Currie
2008	9 (159.1 IP)	Anna Thompson
	9 (102.1 IP)	Brittany Day
2009	17 (174.0 IP)	Jenee Loree
2010	13 (167.1 IP)	Anna Thompson
2011	2 (156.0 IP)	Angel Bunner
2012	7 (131.1 IP)	Jenee Loree
	7 (126.1 IP)	Angel Bunner
2013	8 (161.0 IP)	Marcy Harper
2014	11 (225.1 IP)	Lexi Davis
2015	5 (149.1 IP)	Rachael Walters
2016	4 (130.2 IP)	Kaylee Carlson
2017	2 (155.1 IP)	Makayla Martin
2018	3 (183.2 IP)	Kaylee Carlson
2019	4 (132.1 IP)	Ashlee Swindle
2020*	1 (61.1 IP)	Ashlee Swindle
<b>2021</b>	<b>3 (165.2 IP)</b>	<b>Shelby Lowe</b>

## FEWEST HIT BATTERS (MIN. 100 IP)

YEAR	TOTAL	PLAYER
1997	9 (130.2 IP)	Renee Sease
1998	3 (115.2 IP)	Denisse Montalvo
1999	8 (164.2 IP)	Nicole Groves
2000	1 (165.2 IP)	Jaime Rasmussen
2001	7 (142.0 IP)	Jaime Rasmussen
	7 (104.0 IP)	Jennifer Lofton
2002	13 (143.0 IP)	Jennifer Lofton
2003	19 (133.0 IP)	Janet Spivey
2004	13 (243.1 IP)	Kristin Keyes
2005	11 (208.1 IP)	Holly Currie
2006	7 (147.1 IP)	Beth DiPietro
2007	3 (124.2 IP)	Holly Currie
2008	6 (102.1 IP)	Brittany Day
2009	12 (174.0 IP)	Jenee Loree
2010	18 (167.1 IP)	Anna Thompson
2011	13 (128.2 IP)	Lauren Schmalz
2012	12 (116.2 IP)	Lauren Schmalz
2013	5 (103.1 IP)	Lexi Davis
2014	14 (225.1 IP)	Lexi Davis
2015	16 (118.2 IP)	Marcy Harper
2016	5 (116.0 IP)	Makayla Martin
2017	2 (206.1 IP)	Kaylee Carlson
2018	2 (183.2 IP)	Kaylee Carlson
2019	3 (132.1 IP)	Ashlee Swindle
<b>2020*</b>	<b>3 (48.2 IP)</b>	<b>Samantha Yarbrough</b>
<b>2021</b>	<b>7 (165.2 IP)</b>	<b>Shelby Lowe</b>

## FIELDING

## CHANCES

YEAR	TOTAL	PLAYER
1997	351	Kris Heneghan



1998	293	Mary Petrie
1999	380	Mary Petrie
2000	324	Jen Kraemer
2001	393	Mary Petrie
2002	420	Deni Zeigler
2003	421	Deni Zeigler
2004	528	Sara Dean
2005	519	Sara Dean
2006	483	Tatiana Fernandez
2007	419	Jorja Bell
2008	535	Tatiana Fernandez
2009	475	Elizabeth Eisterhold
2010	385	Elizabeth Eisterhold
2011	339	Elizabeth Eisterhold
2012	399	Caitlin Jordan
2013	198	Caitlin Jordan
2014	359	Jade Rhodes
2015	448	Jade Rhodes
2016	542	Jade Rhodes
2017	540	Kendall Veach
2018	356	Justus Perry
2019	425	Justus Perry
2020*	178	Justus Perry
<b>2021</b>	<b>350</b>	<b>Aspyn Godwin</b>

**PUTOUTS**

YEAR	TOTAL	PLAYER
1997	298	Kris Heneghan
1998	232	Mary Petrie
1999	360	Mary Petrie
2000	275	Mary Petrie
2001	344	Mary Petrie
2002	377	Deni Zeigler
2003	382	Deni Zeigler
2004	475	Sara Dean
2005	456	Sara Dean
2006	428	Tatiana Fernandez
2007	392	Jorja Bell
2008	496	Tatiana Fernandez
2009	429	Elizabeth Eisterhold
2010	346	Elizabeth Eisterhold
2011	305	Elizabeth Eisterhold
2012	366	Caitlin Jordan
2013	185	Caitlin Jordan
2014	344	Jade Rhodes
2015	428	Jade Rhodes
2016	526	Jade Rhodes
2017	510	Kendall Veach
2018	343	Justus Perry
2019	410	Justus Perry
2020*	168	Justus Perry
<b>2021</b>	<b>315</b>	<b>Aspyn Godwin</b>

**ASSISTS**

YEAR	TOTAL	PLAYER
1997	122	Amy Dalsing
1998	96	Amy Dalsing
	96	Kimball Pratt
1999	104	Jen Kraemer
2000	137	Jodie Van Ooyen
2001	138	Kimball Pratt
2002	95	Lindsey Chitwood
2003	93	Martha Phillips
2004	97	Kristina McCain

2005	109	Kristina McCain
2006	94	Kristina McCain
2007	59	Lindsey Harrelson
2008	78	Kyndall White
2009	92	Kyndall White
2010	92	Lauren Guzman
2011	113	Kyndall White
2012	118	Lauren Guzman
2013	100	Emily Carosone
2014	122	Kelsey Bogaards
2015	123	Haley Fagan
2016	143	Whitney Jordan
2017	148	Haley Fagan
2018	124	Casey McCrackin
2019	110	Casey McCrackin
2020*	38	Tannon Snow
2021	78	Makenna Dowell

**FEWEST ERRORS (MIN. 75 CHANCES)**

YEAR	TOTAL	PLAYER
1997	4 (43-34-4)	Renee Sease
1998	2 (65-7-2)	Kris Heneghan
1999	1 (73-2-1)	Ashley Moore
2000	2 (91-10-2)	Becky Cleary
2001	2 (72-21-2)	Jen Kraemer
2002	3 (377-40-3)	Deni Zeigler
2003	2 (132-12-2)	Annie Norton
2004	3 (475-50-3)	Sara Dean
2005	5 (327-21-5)	Paige Jones
2006	1 (150-7-1)	Heather Garrison
2007	2 (221-28-2)	Tatiana Fernandez
2008	5 (496-35-5)	Tatiana Fernandez
2009	0 (429-46-0)	Elizabeth Eisterhold
2010	1 (96-4-1)	Caitlin Schultze
2011	1 (84-7-1)	Caitlin Schultze
2012	4 (334-38-4)	Elizabeth Eisterhold
2013	2 (143-10-2)	Caitlin Schultze
2014	0 (155-7-0)	Austyn West
	0 (70-5-0)	Madi Gipson
2015	0 (88-5-0)	Tiffany Howard
	0 (74-6-0)	Morgan Estell
2016	0 (87-0-0)	Victoria Draper
2017	0 (84-9-0)	Courtney Shea
2018	3 (343-10-3)	Justus Perry
	3 (235-36-3)	Courtney Shea
	3 (29-71-3)	Makenna Dowell
2019	4 (341-30-4)	Kendall Veach
	4 (47-108-4)	Taylon Snow
2020*	1 (81-13-1)	Abby Tissier
2021	4 (273-9-4)	Justus Perry

**DOUBLE PLAYS**

YEAR	TOTAL	PLAYER
1997	8	Becky Cleary
1998	15	Amy Dalsing
1999	11	Mary Petrie
2000	12	Jodie Van Ooyen
2001	10	Mary Petrie
2002	16	Kasey Angulo
2003	4	Kasey Angulo
	4	Ashley Griffin
2004	9	Martha Phillips
2005	16	Paige Jones
2006	4	Heather Garrison

2007	4	Lindsey Harrelson
2008	7	Kyndall White
2009	6	Amber Harrison
2010	9	Lauren Guzman
	9	Kelley Smiley
2011	13	Kelsey Cartwright
2012	15	Caitlin Jordan
2013	5	Caitlin Jordan
2014	28	Emily Carosone
2015	34	Jade Rhodes
2016	36	Jade Rhodes
2017	42	Kendall Veach
2018	16	Casey McCrackin
2019	23	Justus Perry
2020*	6	Justus Perry
2021	15	Justus Perry

**CAUGHT STEALING BY**

YEAR	TOTAL	PLAYER
1997	17	Kris Heneghan
1998	7	Ashley Camp
1999	25	Michelle Martin
2000	15	Michelle Martin
2001	10	Michelle Martin
2002	23	Deni Zeigler
2003	15	Deni Zeigler
2004	22	Sara Dean
2005	19	Sara Dean
2006	24	Tatiana Fernandez
2007	13	Tatiana Fernandez
2008	14	Tatiana Fernandez
2009	22	Elizabeth Eisterhold
2010	17	Elizabeth Eisterhold
2011	13	Elizabeth Eisterhold
2012	18	Elizabeth Eisterhold
2013	8	Marcy Harper
2014	4	Mackenzie Kilpatrick
	4	Lexi Davis
2015	8	Carlee Wallace
2016	5	Carlee Wallace
2017	10	Carlee Wallace
2018	11	Courtney Shea
2019	10	Kendall Veach
2020*	6	Abby Tissier
<b>2021</b>	<b>8</b>	<b>Aspyn Godwin</b>

\*The 2020 season was suspended due to the COVID-19 pandemic.

Current student-athletes are listed in **BOLD**.



**BATTING**

**BATTING AVERAGE (MIN. 50 AB)**

YEAR	TOTAL	PLAYER
1997	.303 (27-89)	Ashley Camp
1998	.358 (29-81)	Mary Petrie
1999	.333 (30-90)	Marcella Passarelli
2000	.423 (33-78)	Mary Petrie
2001	.376 (38-101)	Ashley Moore
2002	.309 (23-70)	Shannon Anderson
2003	.309 (29-94)	Ashley Griffin
2004	.341 (29-85)	Sara Dean
2005	.450 (36-80)	Paige Jones
2006	.333 (29-87)	Kristina McCain
2007	.375 (30-80)	Ashley Arcuri
2008	.268 (19-71)	Jorja Bell
2009	.325 (26-80)	Myesha Finney
2010	.321 (17-53)	Kyndall White
2011	.389 (35-90)	Morgan Estell
2012	.352 (32-91)	Lauren Guzman
2013	.386 (27-70)	Emily Carosone
2014	.380 (27-71)	Brannndi Melero
2015	.458 (33-72)	Emily Carosone
2016	.410 (25-61)	Kasey Cooper
2017	.345 (20-58)	Alyssa Rivera
2018	.318 (21-66)	Casey McCrackin
2019	.310 (22-71)	Tannon Snow
2020*	<b>.500 (4-8)</b>	<b>Carlee McCondie</b>
2021	.271 (19-70)	Alyssa Rivera

**SLUGGING PCT. (MIN. 50 AB)**

YEAR	TOTAL	PLAYER
1997	.393 (89 AB)	Ashley Camp
1998	.654 (81 AB)	Mary Petrie
1999	.589 (90 AB)	Marcella Passarelli
2000	.718 (78 AB)	Mary Petrie
2001	.714 (84 AB)	Mary Petrie
2002	.615 (78 AB)	Ashley Moore
2003	.500 (76 AB)	Kasey Angulo
2004	.471 (85 AB)	Sara Dean
2005	.840 (81 AB)	Holly Currie
2006	.579 (96 AB)	Tatiana Fernandez
2007	.515 (66 AB)	Tatiana Fernandez
2008	.493 (71 AB)	Tatiana Fernandez
2009	.513 (80 AB)	Myesha Finney
2010	.755 (53 AB)	Kyndall White
2011	.622 (90 AB)	Morgan Estell
2012	.505 (91 AB)	Lauren Guzman
2013	.521 (73 AB)	Brannndi Melero
2014	.845 (61 AB)	Brannndi Melero
2015	.833 (72 AB)	Emily Carosone
2016	.902 (61 AB)	Kasey Cooper
2017	.492 (59 AB)	Kasey Cooper
2018	.515 (66 AB)	Casey McCrackin
2019	.672 (67 AB)	Kendall Veach
2020*	<b>.500 (8 AB)</b>	<b>Carlee McCondie</b>
2021	.414 (70 AB)	Alyssa Rivera

**ON BASE PCT. (MIN. 50 AB)**

YEAR	TOTAL	PLAYER
1997	.370 (89 AB)	Ashley Camp
1998	.422 (81 AB)	Mary Petrie
1999	.384 (90 AB)	Marcella Passarelli
2000	.505 (78 AB)	Mary Petrie

2001	.457 (101 AB)	Ashley Moore
2002	.461 (78 AB)	Ashley Moore
2003	.355 (85 AB)	Sara Dean
2004	.400 (85 AB)	Sara Dean
2005	.506 (80 AB)	Paige Jones
2006	.477 (87 AB)	Kristina McCain
2007	.440 (80 AB)	Ashley Arcuri
2008	.396 (71 AB)	Tatiana Fernandez
2009	.443 (80 AB)	Myesha Finney
2010	.419 (53 AB)	Kyndall White
2011	.453 (90 AB)	Morgan Estell
2012	.394 (91 AB)	Lauren Guzman
2013	.470 (70 AB)	Emily Carosone
2014	.576 (61 AB)	Emily Carosone
2015	.582 (72 AB)	Emily Carosone
2016	.575 (61 AB)	Kasey Cooper
2017	.533 (59 AB)	Kasey Cooper
2018	.425 (66 AB)	Casey McCrackin
2019	.395 (71 AB)	Tannon Snow
2020*	<b>.500 (8 AB)</b>	<b>Carlee McCondie</b>
2021	<b>.329 (66 AB)</b>	<b>Sydney Cox</b>

**AT BATS**

YEAR	TOTAL	PLAYER
1997	105	Kim Blair
1998	92	Kim Blair
1999	92	Michelle Martin
	92	Chris Steiner
2000	91	Ashley Moore
	91	Ashley Moore
2001	101	Ashley Moore
2002	88	Sara Dean
	88	Kasey Angulo
2003	94	Ashley Griffin
2004	93	Shannon Anderson
2005	93	Kristina McCain
	93	Ashley Griffin
2006	96	Tatiana Fernandez
2007	80	Ashley Arcuri
2008	89	Brittany Scott
2009	94	Kyndall White
2010	88	Elizabeth Eisterhold
2011	92	Lauren Guzman
2012	91	Lauren Guzman
2013	74	Brooke Lathan
2014	72	Kasey Cooper
2015	77	Haley Fagan
	77	Brannndi Melero
2016	85	Tiffany Howard
2017	79	Carlee Wallace
2018	74	Courtney Shea
2019	78	Taylon Snow
2020*	10	Makenna Dowell
	10	Alyssa Rivera
2021	74	Makenna Dowell

**RUNS SCORED**

YEAR	TOTAL	PLAYER
1997	18	Kim Blair
1998	16	Mary Petrie
1999	22	Marcella Passarelli
2000	19	Ashley Moore
2001	26	Ashley Moore
2002	19	Shannon Anderson

2003	16	Ashley Griffin
2004	18	Ashley Griffin
	18	Kristina McCain
2005	24	Kristina McCain
2006	16	Kristina McCain
2007	10	Sara Ghezzi
	10	Brittany Scott
2008	15	Brittany Scott
2009	13	Kyndall White
2010	10	Elizabeth Eisterhold
2011	15	Morgan Estell
2012	13	Brooke Lathan
2013	18	Morgan Estell
2014	22	Kasey Cooper
2015	30	Emily Carosone
2016	22	Kasey Cooper
	22	Emily Carosone
2017	15	Victoria Draper
	15	Haley Fagan
2018	10	Alyssa Rivera
2019	16	Kendall Veach
2020*	1	Jadia Jones
2021	<b>9</b>	<b>Makayla Packer</b>

**HITS**

YEAR	TOTAL	PLAYER
1997	31	Kim Blair
1998	29	Mary Petrie
1999	30	Marcella Passarelli
2000	33	Mary Petrie
2001	38	Ashley Moore
2002	26	Kasey Angulo
2003	29	Ashley Griffin
2004	29	Sara Dean
2005	36	Paige Jones
2006	29	Kristina McCain
2007	30	Ashley Arcuri
2008	23	Brittany Scott
2009	26	Myesha Finney
2010	24	Elizabeth Eisterhold
2011	35	Morgan Estell
2012	32	Lauren Guzman
2013	27	Emily Carosone
2014	27	Brannndi Melero
2015	33	Emily Carosone
2016	27	Tiffany Howard
2017	24	Carlee Wallace
2018	21	Casey McCrackin
2019	22	Alyssa Rivera
	22	Tannon Snow
2020*	<b>4</b>	<b>Carlee McCondie</b>
2021	<b>19</b>	<b>Alyssa Rivera</b>

**RUNS BATTED IN**

YEAR	TOTAL	PLAYER
1997	11	Jennifer Page
	11	Ashley Camp
1998	24	Mary Petrie
1999	17	Mary Petrie
2000	24	Mary Petrie
2001	21	Mary Petrie
2002	21	Sara Dean
2003	12	Ashley Griffin
	12	Kasey Angulo



2004	14	Martha Phillips
2005	32	Holly Currie
2006	17	Tatiana Fernandez
2007	13	Holly Currie
2008	18	Tatiana Fernandez
2009	12	Amber Harrison
2010	14	Elizabeth Eisterhold
2011	18	Morgan Estell
2012	15	Elizabeth Eisterhold
2013	19	Brooke Lathan
2014	33	Brandi Melero
2015	28	Emily Carosone
2016	26	Kasey Cooper
2017	18	Kendall Veach
2018	13	Alyssa Rivera
2019	20	Kendall Veach
2020*	1	Brittany Maresette
2021	12	Alyssa Rivera

**DOUBLES**

YEAR	TOTAL	PLAYER
1997	6	Ashley Camp
1998	6	Mary Petrie
1999	5	Chris Steiner
	5	Marcella Passarelli
	5	Michelle Martin
2000	5	Mary Petrie
	5	Ashley Moore
	5	Jen Kraemer
	5	Michelle Martin
2001	7	Mary Petrie
2002	8	Deni Zeigler
	8	Kasey Angulo
2003	8	Ashley Griffin
	8	Kasey Angulo
	8	Sara Dean
2004	7	Ashley Griffin
2005	8	Sara Ghezzi
2006	6	Tatiana Fernandez
	6	Kristina McCain
2007	8	Ashley Arcuri
2008	7	Tatiana Fernandez
2009	6	Myesha Finney
2010	4	Krista Clyde
	4	Amber Harrison
2011	9	Morgan Estell
2012	5	Lauren Guzman
2013	5	Brandi Melero
	5	Emily Carosone
2014	4	Emily Carosone
2015	9	Emily Carosone
2016	5	Madi Gipson
	5	Carlee Wallace
2017	4	Kasey Cooper
	4	Carlee Wallace
2018	4	Courtney Shea
2019	6	Casey McCrackin
2020*	1	Makenna Dowell
2021	4	Alyssa Rivera

**TRIPLES**

YEAR	TOTAL	PLAYER
1997	1	Ashley Camp
1998	1	Ashley Camp

1999	2	Chris Steiner
2000	1	Marcella Passarelli
	1	Jodie Van Ooyen
2001	1	Mary Petrie
	1	Deni Zeigler
	1	Ashley Moore
2002	1	Martha Phillips
	1	Sara Dean
2003	1	Ashley Griffin
	1	Sara Dean
2004	1	Ashley Griffin
	1	Sara Dean
2005	4	Sara Dean
2006	2	Holly Currie
2007	2	Brittany Scott
2008	1	Starr Dorsey
	1	Brittany Scott
	1	Krista Clyde
2009	1	Kyndall White
2010		NONE
2011	2	Lauren Guzman
2012	3	Lauren Guzman
2013	1	Tiffany Howard
	1	Brandi Melero
	1	Brooke Lathan
	1	Morgan Estell
2014		NONE
2015	2	Tiffany Howard
2016	1	Tiffany Howard
	1	Whitney Jordan
2017	3	Kendall Veach
2018	1	Alyssa Rivera
	1	Victoria Draper
	1	Casey McCrackin
	1	Tannon Snow
2019	1	Justus Perry
	1	Morgan Podany
	1	Tannon Snow
2020*		NONE
2021	1	Maddison Koepeke

**HOME RUNS**

YEAR	TOTAL	PLAYER
1997		NONE
1998	6	Mary Petrie
1999	6	Marcella Passarelli
2000	6	Mary Petrie
2001	8	Mary Petrie
2002	6	Ashley Moore
2003	4	Kasey Angulo
2004	3	Ashley Griffin
2005	10	Holly Currie
2006	4	Tatiana Fernandez
2007	4	Tatiana Fernandez
	4	Holly Currie
2008	4	Tatiana Fernandez
	7	Jorja Bell
2009	3	Kyndall White
	3	Amber Harrison
	3	Elizabeth Eisterhold
	3	Myesha Finney
	3	Lindsey Harrelson
2010	7	Kyndall White
	7	Elizabeth Eisterhold
2011	4	Morgan Estell

2012	5	Elizabeth Eisterhold
2013	4	Brooke Lathan
2014	10	Brandi Melero
2015	9	Jade Rhodes
2016	9	Kasey Cooper
2017	4	Kendall Veach
201	6	Alyssa Rivera
2019	9	Kendall Veach
2020 *		NONE
2021	2	Alyssa Rivera

**TOTAL BASES**

YEAR	TOTAL	PLAYER
1997	35	Ashley Camp
	35	Kim Blair
1998	53	Mary Petrie
1999	53	Marcella Passarelli
2000	56	Mary Petrie
2001	64	Ashley Moore
2002	48	Ashley Moore
2003	45	Ashley Griffin
2004	41	Ashley Griffin
2005	68	Holly Currie
2006	46	Tatiana Fernandez
2007	41	Ashley Arcuri
2008	35	Tatiana Fernandez
2009	41	Myesha Finney
2010	47	Elizabeth Eisterhold
2011	56	Morgan Estell
2012	46	Lauren Guzman
2013	38	Brandi Melero
2014	60	Brandi Melero
2015	60	Emily Carosone
2016	55	Kasey Cooper
2017	38	Carlee Wallace
2018	34	Casey McCrackin
	34	Alyssa Rivera
2019	45	Kendall Veach
2020*	4	Carlee McCondichie
2021	29	Alyssa Rivera

**WALKS**

YEAR	TOTAL	PLAYER
1997	6	Ashley Camp
1998	9	Mary Petrie
1999	12	Mary Petrie
2000	15	Mary Petrie
2001	18	Mary Petrie
2002	23	Ashley Moore
2003	9	Kasey Angulo
2004	11	Kristina McCain
2005	15	Holly Currie
2006	21	Kristina McCain
2007	13	Holly Currie
2008	17	Tatiana Fernandez
2009	13	Elizabeth Eisterhold
2010	13	Amber Harrison
2011	13	Amber Harrison
2012	14	Caitlin Schultze
2013	14	Morgan Estell
2014	17	Kasey Cooper
2015	18	Tiffany Howard
2016	25	Kasey Cooper
2017	26	Kasey Cooper



## YEARLY LEADERS - SEC PLAY

2018	13	Casey McCrackin
2019	13	Kendall Veach
2020*	2	Tannon Snow
<b>2021</b>	<b>9</b>	<b>Sydney Cox</b>

## HIT BY PITCH

YEAR	TOTAL	PLAYER
1997	4	Ashley Camp
1998	2	Kris Heneghan
1999	8	Sarah Orozco
2000	6	Sarah Orozco
2001	8	Ashley Moore
2002	2	Jodie Van Oayen
	2	Kelly Sutton
	2	Lindsey Chitwood
	2	Paige Jones
2003	4	Ashley Griffin
2004	1	Kristina McCain
	1	Shannon Anderson
	1	Lolani Alvarez
2005	1	Ashley Griffin
	1	Anne Norton
	1	Amy Shaw
	1	Lolani Alvarez
2006	6	Myesha Finney
2007	8	Myesha Finney
2008	8	Myesha Finney
2009	11	Myesha Finney
2010	7	Katie Colton
2011	4	Morgan Estell
2012	13	Baylee Stephens
2013	4	Baylee Stephens
	4	Morgan Estell
2014	18	Emily Carosone
2015	8	Emily Carosone
2016	9	Emily Carosone
2017	5	Kasey Cooper
2018	2	Kendall Veach
	2	Justus Perry
	2	Morgan Podany
	2	Makenna Dowell
2019	3	Justus Perry
2020*	2	Justus Perry
2021	5	Justus Perry

## FEWEST STRIKEOUTS (MIN. 50 AB)

YEAR	TOTAL	PLAYER
1997	5 (89 AB)	Kim Blair
1998	4 (92 AB)	Kim Blair
	4 (60 AB)	Kimball Pratt
1999	5 (75 AB)	Sarah Orozco
2000	5 (77 AB)	Sarah Orozco
2001	6 (101 AB)	Ashley Moore
2002	8 (70 AB)	Shannon Anderson
2003	11 (85 AB)	Sara Dean
	11 (82 AB)	Shannon Anderson
2004	8 (85 AB)	Sara Dean
2005	4 (87 AB)	Sara Dean
2006	12 (87 AB)	Kristina McCain
2007	7 (80 AB)	Ashley Arcuri
2008	9 (71 AB)	Tatiana Fernandez
2009	7 (78 AB)	Lauren Guzman
2010	5 (77 AB)	Lauren Guzman
2011	8 (92 AB)	Lauren Guzman
2012	5 (91 AB)	Lauren Guzman

2013	6 (70 AB)	Emily Carosone
2014	5 (72 AB)	Kasey Cooper
2015	4 (52 AB)	Carlee Wallace
2016	6 (64 AB)	Carlee Wallace
2017	6 (59 AB)	Kasey Cooper
2018	6 (74 AB)	Courtney Shea
2019	5 (78 AB)	Taylon Snow
	5 (77 AB)	Casey McCrackin
2020*	0 (10 AB)	Makenna Dowell
	0 (6 AB)	Tyler King
2021	3 (71 AB)	Tyler King

## SACRIFICE FLIES

YEAR	TOTAL	PLAYER
1997	2	Jennifer Page
1998	1	Kim Blair
	1	Ashley Camp
	1	Kimball Pratt
	1	Jennifer Page
	1	Chris Steiner
	1	Michelle Martin
1999	3	Michelle Martin
2000	2	Mary Petrie
2001	1	Jen Kraemer
	1	Michelle Martin
	1	Mary Petrie
2002	2	Deni Zeigler
2003	2	Kasey Angulo
2004	2	Martha Phillips
2005	2	Sara Dean
	2	Lolani Alvarez
2006	2	Myesha Finney
2007	3	Myesha Finney
2008	1	Jorja Bell
	1	Taryn Gray
	1	Starr Dorsey
	1	Kyndall White
	1	Krista Clyde
2009	2	Amber Harrison
2010	2	Kelley Smiley
2011	3	Morgan Estell
2012	1	Amber Harrison
	1	Elizabeth Eisterhold
	1	Lauren Guzman
2013	2	Brooke Lathan
2014	2	Jenna Abbott
	2	Brandi Melero
2015	3	Morgan Estell
2016	1	Jenna Abbott
	1	Tiffany Howard
	1	Kasey Cooper
	1	Jade Rhodes
2017	1	Courtney Shea
2018	1	Casey McCrackin
	1	Kendall Veach
	1	Taylon Snow
2019	2	Casey McCrackin
2020*	NONE	
2021	1	Tyler King
	<b>1</b>	<b>Lindsey Garcia</b>

## SACRIFICE HITS

YEAR	TOTAL	PLAYER
1997	12	Chris Steiner

	12	Amy Bellanca
1998	8	Chris Steiner
1999	3	Chris Steiner
2000	6	Jen Kraemer
2001	8	Jennifer Hammock
2002	5	Lindsey Chitwood
	5	Shannon Anderson
2003	10	Shannon Anderson
2004	4	Lolani Alvarez
	4	Shannon Anderson
2005	7	Ashley Griffin
2006	10	Ashley Griffin
2007	5	Myesha Finney
2008	4	Myesha Finney
2009	6	Lauren Guzman
	6	Lindsey Harrelson
2010	10	Krista Clyde
2011	5	Kelsey Cartwright
2012	8	Brooke Lathan
2013	3	Baylee Stephens
2014	4	Kelsey Bogaards
2015	2	Tiffany Howard
	2	Jade Rhodes
2016	3	Victoria Draper
2017	1	Courtney Shea
	1	Casey McCrackin
	1	Halley Fagan
	1	Bree Fornis
2018	3	Victoria Draper
	3	Makenna Dowell
2019	3	Bree Fornis
<b>2020*</b>	<b>2</b>	<b>Aspyn Godwin</b>
2021	3	Tyler King
	3	Maddison Koepke
	<b>3</b>	<b>Aspyn Godwin</b>

## STOLEN BASES

YEAR	TOTAL	PLAYER
1997	7	Chris Steiner
1998	7	Kim Blair
1999	7	Chris Steiner
	7	Marcella Passorelli
2000	3	Jen Kraemer
	3	Sarah Orozco
2001	3	Kim Freeland
	3	Jennifer Hammock
2002	11	Shannon Anderson
2003	5	Shannon Anderson
	5	Kim Freeland
2004	15	Shannon Anderson
2005	6	Kristina McCain
2006	4	Ashley Griffin
2007	4	Lauren Walton
2008	2	Krista Clyde
2009	7	Amber Harrison
2010	4	Lauren Guzman
	4	Katie Colton
2011	5	Caitlin Stangl
2012	4	Amber Harrison
2013	4	Emily Carosone
	4	Tiffany Howard
	4	Morgan Estell
2014	1	Emily Carosone
	1	Kelsey Bogaards
	1	Kasey Cooper





2015	1	Kasey Cooper
	1	Morgan Estell
	1	Haley Fagan
	1	Victoria Draper
	1	Brandi Melero
2016	4	Tiffany Howard
	4	Kasey Cooper
2017	3	Victoria Draper
	3	Alyssa Rivera
2018	6	Victoria Draper
2019	4	Alyssa Rivera
2020*	1	Alyssa Rivera
<b>2021</b>	<b>5</b>	<b>Makayla Packer</b>

## PITCHING

## EARNED RUN AVG. (MIN. 60 IP)

YEAR	TOTAL	PLAYER
1997	2.47 (73.2 IP)	Denisse Montalvo
1998	2.81 (62.1 IP)	Denisse Montalvo
1999	1.86 (86.2 IP)	Nicole Groves
2000	3.20 (83.0 IP)	Jaime Rasmussen
2001	3.51 (79.2 IP)	Lily DuBois
2002	2.24 (103.0 IP)	Kristin Keyes
2003	2.66 (97.1 IP)	Kristin Keyes
2004	1.58 (119.1 IP)	Kristin Keyes
2005	2.18 (96.1 IP)	Holly Currie
2006	2.28 (64.1 IP)	Beth DiPietro
2007	1.89 (92.2 IP)	Anna Thompson
2008	2.57 (62.2 IP)	Anna Thompson
2009	3.11 (85.2 IP)	Anna Thompson
2010	2.88 (68.0 IP)	Anna Thompson
2011	1.88 (74.2 IP)	Angel Bunner
2012	2.22 (66.1 IP)	Jenee Loree
2013	4.12 (71.1 IP)	Marcy Harper
2014	3.45 (99.1 IP)	Lexi Davis
2015	4.04 (62.1 IP)	Rachael Walters
2016^	2.66 (58.0 IP)	Kaylee Carlson
2017	1.60 (109.1 IP)	Kaylee Carlson
2018	1.86 (86.1 IP)	Kaylee Carlson
2019	3.74 (76.2 IP)	Ashlee Swindle
<b>2020*</b>	<b>0.70 (10.0 IP)</b>	<b>Samantha Yarbrough</b>
<b>2021</b>	<b>1.74 (100.1 IP)</b>	<b>Shelby Lowe</b>

## BATTING AVG. AGAINST (MIN. 60 IP)

YEAR	TOTAL	PLAYER
1997	.265 (73.2 IP)	Denisse Montalvo
1998	.271 (62.1 IP)	Denisse Montalvo
1999	.261 (86.2 IP)	Nicole Groves
2000	.290 (64.0 IP)	Jennifer Lofton
2001	.281 (79.2 IP)	Lily DuBois
2002	.211 (103.0 IP)	Kristin Keyes
2003	.219 (97.1 IP)	Kristin Keyes
2004	.153 (119.1 IP)	Kristin Keyes
2005	.205 (96.1 IP)	Holly Currie
2006	.219 (112.1 IP)	Holly Currie
2007	.178 (92.2 IP)	Anna Thompson
2008	.210 (62.2 IP)	Anna Thompson
2009	.210 (85.2 IP)	Anna Thompson
2010	.194 (68.0 IP)	Anna Thompson
2011	.219 (74.2 IP)	Angel Bunner
2012	.189 (66.1 IP)	Jenee Loree
2013	.267 (71.1 IP)	Marcy Harper
2014	.275 (99.1 IP)	Lexi Davis

2015	.275 (62.1 IP)	Rachael Walters
2016^	.233 (58.0 IP)	Kaylee Carlson
2017	.221 (109.1 IP)	Kaylee Carlson
2018	.221 (86.1 IP)	Kaylee Carlson
2019	.324 (76.2 IP)	Ashlee Swindle
<b>2020*</b>	<b>.256 (10.0 IP)</b>	<b>Samantha Yarbrough</b>
<b>2021</b>	<b>.229 (100.1 IP)</b>	<b>Shelby Lowe</b>

## INNINGS PITCHED

YEAR	TOTAL	PLAYER
1997	87.2	Brenda Espinoza
1998	62.1	Denisse Montalvo
1999	86.2	Nicole Groves
2000	83.0	Jaime Rasmussen
2001	79.2	Lily DuBois
2002	103.0	Kristin Keyes
2003	97.1	Kristin Keyes
2004	119.1	Kristin Keyes
2005	96.1	Holly Currie
2006	112.1	Holly Currie
2007	92.2	Anna Thompson
2008	62.2	Anna Thompson
2009	85.2	Anna Thompson
2010	68.0	Anna Thompson
2011	74.2	Angel Bunner
2012	66.1	Jenee Loree
2013	71.1	Marcy Harper
2014	99.1	Lexi Davis
2015	62.1	Rachael Walters
2016	58.0	Kaylee Carlson
2017	109.1	Kaylee Carlson
2018	86.1	Kaylee Carlson
2019	76.2	Ashlee Swindle
<b>2020*</b>	<b>10.0</b>	<b>Samantha Yarbrough</b>
<b>2021</b>	<b>100.1</b>	<b>Shelby Lowe</b>

## FEWEST HITS ALLOWED (MIN. 60 IP)

YEAR	TOTAL	PLAYER
1997	76 (73.2 IP)	Denisse Montalvo
1998	67 (62.1 IP)	Denisse Montalvo
1999	90 (80.0 IP)	Denisse Montalvo
2000	76 (64.0 IP)	Jennifer Lofton
2001	87 (63.1 IP)	Jaime Rasmussen
2002	69 (61.0 IP)	Jennifer Lofton
2003	68 (68.0 IP)	Janet Spivey
2004	63 (119.1 IP)	Kristin Keyes
2005	72 (96.1 IP)	Holly Currie
2006	71 (64.1 IP)	Beth DiPietro
2007	59 (92.2 IP)	Anna Thompson
2008	51 (62.2 IP)	Anna Thompson
2009	68 (85.2 IP)	Anna Thompson
2010	48 (68.0 IP)	Anna Thompson
2011	61 (74.2 IP)	Angel Bunner
2012	46 (66.1 IP)	Jenee Loree
2013	75 (71.1 IP)	Marcy Harper
2014	106 (99.1 IP)	Lexi Davis
2015	68 (62.1 IP)	Rachael Walters
2016^	51 (58.0 IP)	Kaylee Carlson
2017	93 (109.1 IP)	Kaylee Carlson
2018	72 (86.1 IP)	Kaylee Carlson
2019	105 (76.2 IP)	Ashlee Swindle
2020*	7 (3.2 IP)	Ashlee Swindle
<b>2021</b>	<b>84 (100.1 IP)</b>	<b>Shelby Lowe</b>

## FEWEST RUNS ALLOWED (MIN. 60 IP)

YEAR	TOTAL	PLAYER
1997	35 (73.2 IP)	Denisse Montalvo
1998	32 (62.1 IP)	Denisse Montalvo
1999	44 (86.2 IP)	Nicole Groves
2000	49 (83.0 IP)	Jaime Rasmussen
2001	57 (79.2 IP)	Lily DuBois
2002	40 (61.0 IP)	Jennifer Lofton
2003	35 (68.0 IP)	Janet Spivey
2004	32 (119.1 IP)	Kristin Keyes
2005	34 (84.2 IP)	Beth DiPietro
2006	38 (64.1 IP)	Beth DiPietro
2007	38 (92.2 IP)	Anna Thompson
2008	29 (62.2 IP)	Anna Thompson
2009	45 (85.2 IP)	Anna Thompson
2010	34 (68.0 IP)	Anna Thompson
2011	24 (74.2 IP)	Angel Bunner
2012	27 (61.0 IP)	Lauren Schmalz
2013	46 (71.1 IP)	Marcy Harper
2014	55 (99.1 IP)	Lexi Davis
2015	41 (62.1 IP)	Rachael Walters
2016^	23 (58.0 IP)	Kaylee Carlson
2017	36 (109.1 IP)	Kaylee Carlson
2018	27 (86.1 IP)	Kaylee Carlson
2019	56 (76.2 IP)	Ashlee Swindle
<b>2020*</b>	<b>1 (10.0 IP)</b>	<b>Samantha Yarbrough</b>
<b>2021</b>	<b>30 (100.1 IP)</b>	<b>Shelby Lowe</b>

## FEWEST EARNED RUNS ALLOWED (MIN. 60 IP)

YEAR	TOTAL	PLAYER
1997	26 (73.2 IP)	Denisse Montalvo
1998	25 (62.1 IP)	Denisse Montalvo
1999	23 (86.2 IP)	Nicole Groves
2000	38 (83.0 IP)	Jaime Rasmussen
2001	37 (63.1 IP)	Jaime Rasmussen
2002	30 (61.0 IP)	Jennifer Lofton
2003	34 (68.0 IP)	Janet Spivey
2004	27 (119.1 IP)	Kristin Keyes
2005	28 (84.2 IP)	Beth DiPietro
2006	21 (64.1 IP)	Beth DiPietro
2007	25 (92.2 IP)	Anna Thompson
2008	23 (62.2 IP)	Anna Thompson
2009	38 (85.2 IP)	Anna Thompson
2010	28 (68.0 IP)	Anna Thompson
2011	20 (74.2 IP)	Angel Bunner
2012	21 (66.1 IP)	Jenee Loree
2013	42 (71.1 IP)	Marcy Harper
2014	49 (99.1 IP)	Lexi Davis
2015	36 (62.1 IP)	Rachael Walters
2016^	22 (58.0 IP)	Kaylee Carlson
2017	25 (109.1 IP)	Kaylee Carlson
2018	23 (86.1 IP)	Kaylee Carlson
2019	41 (76.2 IP)	Ashlee Swindle
<b>2020*</b>	<b>1 (10.0 IP)</b>	<b>Samantha Yarbrough</b>
<b>2021</b>	<b>25 (100.1 IP)</b>	<b>Shelby Lowe</b>

## FEWEST WALKS (MIN. 60 IP)

YEAR	TOTAL	PLAYER
1997	17 (87.2 IP)	Brenda Espinoza
1998	30 (62.1 IP)	Denisse Montalvo
1999	23 (86.2 IP)	Nicole Groves
2000	18 (83.0 IP)	Jaime Rasmussen
2001	20 (63.1 IP)	Jaime Rasmussen
2002	29 (61.0 IP)	Jennifer Lofton



YEARLY LEADERS - SEC PLAY

2003	17 (68.0 IP)	Janet Spivey
2004	29 (119.1 IP)	Kristin Keyes
2005	31 (84.2 IP)	Beth DiPietro
2006	35 (64.1 IP)	Beth DiPietro
2007	48 (92.2 IP)	Anna Thompson
2008	17 (62.2 IP)	Anna Thompson
2009	35 (85.2 IP)	Anna Thompson
2010	33 (68.0 IP)	Anna Thompson
2011	21 (74.2 IP)	Angel Bunner
2012	14 (65.2 IP)	Angel Bunner
2013	28 (71.1 IP)	Marcy Harper
2014	39 (99.1 IP)	Lexi Davis
2015	28 (62.1 IP)	Rachael Walters
2016^	23 (58.0 IP)	Kaylee Carlson
2017	25 (109.1 IP)	Kaylee Carlson
2018	20 (86.1 IP)	Kaylee Carlson
2019	27 (76.2 IP)	Ashlee Swindle
2020*	1 (4.2 IP)	Lexie Handley
<b>2021</b>	<b>21 (100.1 IP)</b>	<b>Shelby Lowe</b>

STRIKEOUTS

YEAR	TOTAL	PLAYER
1997	61	Denisse Montalvo
1998	42	Denisse Montalvo
1999	70	Denisse Montalvo
2000	31	Jaime Rasmussen
2001	49	Lily DuBois
2002	99	Kristen Keyes
2003	115	Kristen Keyes
2004	143	Kristen Keyes
2005	104	Holly Currie
2006	110	Holly Currie
2007	136	Anna Thompson
2008	89	Anna Thompson
2009	89	Anna Thompson
2010	94	Anna Thompson
2011	59	Lauren Schmalz
2012	62	Jenee Loree
2013	38	Lexi Davis
2014	50	Lexi Davis
2015	46	Rachael Walters
2016	33	Kaylee Carlson
2017	57	Kaylee Carlson
2018	39	Kaylee Carlson
2019	59	Chardonnay Harris
2020*	8	Samantha Yarbrough
<b>2021</b>	<b>93</b>	<b>Shelby Lowe</b>

WINS

YEAR	TOTAL	PLAYER
1997	7	Brenda Espinoza
1998	3	Erika Koivula
1999	6	Nicole Groves
2000	7	Jaime Rasmussen
2001	3	Jennifer Lofton
	3	Jaime Rasmussen
2002	10	Kristen Keyes
2003	9	Kristen Keyes
2004	14	Kristen Keyes
2005	12	Holly Currie
2006	8	Holly Currie
2007	7	Anna Thompson
2008	6	Brittany Day
2009	4	Jenee Loree

2010	6	Anna Thompson
2011	7	Angel Bunner
2012	5	Angel Bunner
2013	4	Marcy Harper
2014	7	Lexi Davis
2015	9	Lexi Davis
2016	8	Kaylee Carlson
2017	12	Kaylee Carlson
2018	6	Kaylee Carlson
2019	5	Chardonnay Harris
2020*	NONE	
<b>2021</b>	<b>5</b>	<b>Shelby Lowe</b>

SAVES

YEAR	TOTAL	PLAYER
1997	2	Renee Sease
1998	2	Mary Petrie
1999	1	Nicole Groves
2000	2	Jennifer Lofton
2001	1	Mary Petrie
2002	3	Kristen Keyes
2003	NONE	
2004	1	Beth DiPietro
2005	2	Holly Currie
	2	Beth DiPietro
2006	3	Holly Currie
2007	2	Anna Thompson
2008	2	Anna Thompson
2009	1	Jenee Loree
2010	1	Anna Thompson
2011	1	Lauren Schmalz
2012	3	Lauren Schmalz
2013	2	Marcy Harper
2014	2	Lexi Davis
2015	2	Rachael Walters
2016	1	Rachael Walters
	1	Kaylee Carlson
	1	Makayla Martin
2017	3	Kaylee Carlson
2018	1	Kaylee Carlson
2019	1	Ashlee Swindle
2020*	1	NONE
<b>2021</b>	<b>1</b>	<b>Shelby Lowe</b>

APPEARANCES

YEAR	TOTAL	PLAYER
1997	16	Renee Sease
1998	14	Mary Petrie
1999	18	Nicole Groves
2000	18	Jaime Rasmussen
2001	16	Jaime Rasmussen
	16	Lily DuBois
2002	22	Kristen Keyes
2003	20	Kristen Keyes
2004	21	Kristen Keyes
2005	20	Holly Currie
2006	23	Holly Currie
2007	19	Anna Thompson
2008	17	Brittany Day
2009	15	Jenee Loree
2010	17	Anna Thompson
2011	14	Angel Bunner
2012	18	Lauren Schmalz
2013	17	Marcy Harper

2014	19	Lexi Davis
2015	20	Rachael Walters
2016	13	Kaylee Carlson
2017	18	Kaylee Carlson
2018	15	Kaylee Carlson
2019	18	Ashlee Swindle
<b>2020*</b>	<b>2</b>	<b>KK Dismukes</b>
	2	Lexie Handley
	2	Ashlee Swindle
<b>2021</b>	<b>17</b>	<b>Shelby Lowe</b>

GAMES STARTED

YEAR	TOTAL	PLAYER
1997	15	Brenda Espinoza
1998	10	Denisse Montalvo
1999	15	Denisse Montalvo
2000	14	Jaime Rasmussen
2001	13	Lily DuBois
2002	14	Kristen Keyes
2003	15	Kristen Keyes
2004	17	Kristen Keyes
2005	16	Holly Currie
2006	18	Holly Currie
2007	13	Anna Thompson
2008	12	Brittany Day
2009	13	Jenee Loree
2010	10	Anna Thompson
	10	Angel Bunner
2011	10	Jenee Loree
2012	11	Lauren Schmalz
2013	11	Lexi Davis
2014	15	Lexi Davis
2015	8	Lexi Davis
	8	Marcy Harper
	8	Rachael Walters
2016	8	Kaylee Carlson
2017	15	Kaylee Carlson
2018	13	Kaylee Carlson
2019	9	Chardonnay Harris
2020*	2	Lexie Handley
<b>2021</b>	<b>14</b>	<b>Shelby Lowe</b>

COMPLETE GAMES

YEAR	TOTAL	PLAYER
1997	7	Denisse Montalvo
1998	4	Erika Koivula
	4	Denisse Montalvo
1999	8	Nicole Groves
2000	6	Jaime Rasmussen
2001	4	Jaime Rasmussen
	4	Lily DuBois
2002	13	Kristen Keyes
2003	8	Kristen Keyes
2004	13	Kristen Keyes
2005	11	Holly Currie
2006	9	Holly Currie
2007	8	Anna Thompson
2008	5	Anna Thompson
2009	9	Anna Thompson
2010	4	Anna Thompson
2011	6	Lauren Schmalz
2012	3	Angel Bunner
	3	Jenee Loree
2013	6	Marcy Harper



2014	11	Lexi Davis
2015	4	Rachael Walters
2016	4	Kaylee Carlson
2017	15	Kaylee Carlson
2018	8	Kaylee Carlson
2019	3	Chardonay Harris
	3	Ashlee Swindle
2020*	5	NONE
<b>2021</b>	<b>10</b>	<b>Shelby Lowe</b>

**GAMES FINISHED**

YEAR	TOTAL	PLAYER
1997	14	Renee Sease
1998	12	Mary Petrie
1999	6	Jaime Rasmussen
2000	7	Mary Petrie
2001	13	Mary Petrie
2002	6	Kristen Keyes
2003	6	Jenny Diaz
2004	7	Beth DiPietro
2005	5	Beth DiPietro
2006	7	Brittany Day
2007	7	Brittany Day
2008	11	Angel Bunner
2009	5	Holly Ragsdale
2010	6	Jenee Loree
2011	5	Angel Bunner
2012	8	Angel Bunner
2013	7	Marcy Harper
2014	4	Lexi Davis
2015	8	Rachael Walters
2016	5	Rachael Walters
	5	Kaylee Carlson
2017	3	Kaylee Carlson
2018	3	Ashlee Swindle
2019	3	Ashlee Swindle
2020*	2	<b>KK Dismukes</b>
2021	5	Lexie Handley

**SHUTOUTS**

YEAR	TOTAL	PLAYER
1997	3	Brenda Espinoza
1998	1	Erika Koivula
1999	2	Denisse Montalvo
	2	Nicole Groves
2000	1	Jaime Rasmussen
2001	2	Jennifer Lofton
2002	3	Kristen Keyes
2003	3	Kristen Keyes
2004	6	Kristen Keyes
2005	5	Holly Currie
2006	3	Holly Currie
2007	3	Anna Thompson
2008	2	Brittany Day
2009		NONE
2010	1	Anna Thompson
	1	Jenee Loree
2011	2	Angel Bunner
2012	1	Jenee Loree
	1	Angel Bunner
2013	1	Marcy Harper
2014	1	Marcy Harper
	1	Lexi Davis
2015		NONE

2016	2	Kaylee Carlson
2017	3	Kaylee Carlson
2018	2	Kaylee Carlson
2019	1	Chardonay Harris
	1	Ashlee Swindle
2020*		NONE
<b>2021</b>	<b>1</b>	<b>Shelby Lowe</b>

**COMBINED SHUTOUTS**

YEAR	TOTAL	PLAYER
1997		NONE
1998	1	Brenda Espinoza
	1	Mary Petrie
1999	2	NONE
2000	1	Jennifer Lofton
	1	Jaime Rasmussen
2001		NONE
2002	1	Kristen Keyes
	1	Tracy Murdock
2003	2	Janet Spivey
	2	Kristen Keyes
2004	5	Kristen Keyes
2005		NONE
2006	1	Beth DiPietro
	1	Brittany Day
2007	1	Anna Thompson
	1	Holly Currie
2008	1	Angel Bunner
	1	Anna Thompson
2009		NONE
2010		NONE
2011		NONE
2012	1	Lauren Schmalz
	1	Jenee Loree
2013		NONE
2014		NONE
2015	2	Rachael Walters
	2	Lexi Davis
2016	3	Kaylee Carlson
2017	1	Kaylee Carlson
	1	Ashlee Swindle
2018		NONE
2019		NONE
2020*		NONE
2021		NONE

**FEWEST HR ALLOWED (MIN. 60 IP)**

YEAR	TOTAL	PLAYER
1997	2 (87.2 IP)	Brenda Espinoza
1998	3 (62.1 IP)	Denisse Montalvo
1999	3 (86.2 IP)	Nicole Groves
2000	3 (83.0 IP)	Jaime Rasmussen
	3 (64.0 IP)	Jennifer Lofton
2001	6 (63.1 IP)	Jaime Rasmussen
2002	5 (103.0 IP)	Kristin Keyes
	5 (61.0 IP)	Jennifer Lofton
2003	8 (97.1 IP)	Kristin Keyes
2004	8 (119.1 IP)	Kristin Keyes
2005	5 (84.2 IP)	Beth DiPietro
2006	6 (64.1 IP)	Beth DiPietro
2007	8 (92.2 IP)	Anna Thompson
2008	11 (62.2 IP)	Anna Thompson
2009	7 (78.2 IP)	Jenee Loree
2010	9 (68.0 IP)	Anna Thompson

2011	5 (74.2 IP)	Angel Bunner
2012	2 (66.1 IP)	Jenee Loree
2013	8 (64.0 IP)	Lexi Davis
2014	13 (99.1 IP)	Lexi Davis
2015	13 (62.1 IP)	Rachael Walters
2016^	6 (58.0 IP)	Kaylee Carlson
2017	9 (109.1 IP)	Kaylee Carlson
2018	8 (86.1 IP)	Kaylee Carlson
2019	9 (76.2 IP)	Ashlee Swindle
2020*	<b>0 (10.0 IP)</b>	<b>Samantha Yarbrough</b>
	0 (4.2 IP)	Lexie Handley
	0 (3.2 IP)	Ashlee Swindle
<b>2021</b>	<b>7 (100.1 IP)</b>	<b>Shelby Lowe</b>

**BATTERS FACED**

YEAR	TOTAL	PLAYER
1997	388	Brenda Espinoza
1998	288	Denisse Montalvo
1999	383	Nicole Groves
2000	388	Jaime Rasmussen
2001	382	Lily DuBois
2002	459	Kristen Keyes
2003	423	Kristen Keyes
2004	463	Kristen Keyes
2005	425	Holly Currie
2006	498	Holly Currie
2007	392	Anna Thompson
2008	268	Anna Thompson
2009	374	Jenee Loree
2010	297	Anna Thompson
2011	314	Angel Bunner
2012	290	Angel Bunner
2013	321	Marcy Harper
2014	443	Lexi Davis
2015	290	Rachael Walters
2016	246	Kaylee Carlson
2017	448	Kaylee Carlson
2018	356	Kaylee Carlson
2019	361	Ashlee Swindle
2020*	42	Lexie Handley
<b>2021</b>	<b>404</b>	<b>Shelby Lowe</b>

**FEWEST WILD PITCHES (MIN. 60 IP)**

YEAR	TOTAL	PLAYER
1997	5 (73.2 IP)	Denisse Montalvo
1998	8 (62.1 IP)	Denisse Montalvo
1999	2 (86.2 IP)	Nicole Groves
2000	0 (64.0 IP)	Jennifer Lofton
2001	1 (63.1 IP)	Jaime Rasmussen
2002	2 (61.0 IP)	Jennifer Lofton
2003	5 (68.0 IP)	Janet Spivey
2004	2 (119.1 IP)	Kristin Keyes
2005	1 (84.2 IP)	Beth DiPietro
2006	5 (64.1 IP)	Beth DiPietro
2007	14 (92.2 IP)	Anna Thompson
2008	3 (62.2 IP)	Anna Thompson
2009	9 (78.2 IP)	Jenee Loree
2010	10 (68.0 IP)	Anna Thompson
2011	0 (74.2 IP)	Angel Bunner
2012	2 (66.1 IP)	Jenee Loree
2013	5 (71.1 IP)	Marcy Harper
2014	2 (99.1 IP)	Lexi Davis
2015	2 (62.1 IP)	Rachael Walters
2016^	1 (58.0 IP)	Kaylee Carlson



2017	2 (109.1 IP)	Kaylee Carlson
2018	0 (86.1 IP)	Kaylee Carlson
2019	1 (76.2 IP)	Ashlee Swindle
<b>2020*</b>	<b>0 (10.0 IP)</b>	<b>Samantha Yarbrough</b>
	0 (3.2 IP)	Ashlee Swindle
<b>2021</b>	<b>2 (100.1 IP)</b>	<b>Shelby Lowe</b>

**FEWEST HIT BATTERS (MIN. 60 IP)**

YEAR	TOTAL	PLAYER
1997	3 (73.2 IP)	Denisse Montalvo
1998	3 (62.1 IP)	Denisse Montalvo
1999	1 (86.2 IP)	Nicole Groves
2000	1 (83.0 IP)	Jaime Rasmussen
	1 (64.0 IP)	Jennifer Lofton
2001	6 (63.1 IP)	Jaime Rasmussen
2002	9 (61.0 IP)	Jennifer Lofton
2003	9 (68.0 IP)	Janet Spivey
2004	7 (119.1 IP)	Kristin Keyes
2005	5 (84.2 IP)	Beth DiPietro
2006	3 (64.1 IP)	Beth DiPietro
2007	5 (92.2 IP)	Anna Thompson
2008	7 (62.2 IP)	Anna Thompson
2009	10 (85.2 IP)	Anna Thompson
2010	10 (68.0 IP)	Anna Thompson
2011	4 (60.0 IP)	Lauren Schmalz
2012	4 (66.1 IP)	Jenee Loree
2013	3 (64.0 IP)	Lexi Davis
2014	9 (99.1 IP)	Lexi Davis
2015	12 (62.1 IP)	Rachael Walters
2016^	2 (58.0 IP)	Kaylee Carlson
2017	0 (109.1 IP)	Kaylee Carlson
2018	0 (86.1 IP)	Kaylee Carlson
2019	2 (76.2 IP)	Ashlee Swindle
<b>2020*</b>	<b>0 (10.0 IP)</b>	<b>Samantha Yarbrough</b>
<b>2021</b>	<b>2 (100.1 IP)</b>	<b>Shelby Lowe</b>

**FIELDING****CHANCES**

YEAR	TOTAL	PLAYER
1997	198	Becky Cleary
1998	145	Mary Petrie
1999	198	Mary Petrie
2000	212	Mary Petrie
2001	181	Mary Petrie
2002	191	Deni Zeigler
2003	214	Deni Zeigler
2004	229	Sara Dean
2005	215	Sara Dean
2006	200	Tatiana Fernandez
2007	181	Jorja Bell
2008	220	Tatiana Fernandez
2009	179	Amber Harrison
2010	173	Elizabeth Eisterhold
2011	134	Elizabeth Eisterhold
2012	212	Caitlin Jordan
2013	126	Morgan Estell
2014	143	Jade Rhodes
2015	160	Jade Rhodes
2016	172	Jade Rhodes
2017	222	Kendall Veach
2018	157	Kendall Veach
2019	166	Justus Perry
<b>2020*</b>	<b>13</b>	<b>Carlee McCondichie</b>
	13	Justus Perry

2021	160	Justus Perry
------	-----	--------------

**PUTOUTS**

YEAR	TOTAL	PLAYER
1997	181	Becky Cleary
1998	116	Mary Petrie
1999	193	Mary Petrie
2000	193	Mary Petrie
2001	154	Mary Petrie
2002	178	Deni Zeigler
2003	190	Deni Zeigler
2004	207	Sara Dean
2005	186	Sara Dean
2006	169	Tatiana Fernandez
2007	165	Jorja Bell
2008	204	Tatiana Fernandez
2009	163	Amber Harrison
2010	152	Elizabeth Eisterhold
2011	119	Elizabeth Eisterhold
2012	196	Caitlin Jordan
2013	120	Morgan Estell
2014	136	Jade Rhodes
2015	155	Jade Rhodes
2016	167	Jade Rhodes
2017	209	Kendall Veach
2018	122	Justus Perry
2019	160	Justus Perry
2020*	12	Justus Perry
2021	153	Justus Perry

**ASSISTS**

YEAR	TOTAL	PLAYER
1997	67	Amy Dalsing
1998	48	Amy Dalsing
1999	58	Jen Kraemer
2000	67	Jodie Van Ooyen
2001	60	Kimball Pratt
2002	42	Lindsey Chitwood
2003	39	Martha Phillips
2004	51	Kristina McCain
2005	50	Ashley Griffin
2006	54	Kristina McCain
2007	34	Lindsey Harrelson
2008	40	Kyndall White
2009	50	Kyndall White
2010	61	Lauren Guzman
2011	63	Kyndall White
2012	69	Lauren Guzman
2013	45	Emily Carosone
2014	54	Kelsey Bogaards
	54	Kasey Cooper
2015	62	Haley Fagan
2016	52	Emily Carosone
2017	57	Haley Fagan
2018	63	Casey McCrackin
2019	52	Casey McCrackin
<b>2020*</b>	<b>6</b>	<b>Carlee McCondichie</b>
<b>2021</b>	<b>41</b>	<b>Sydney Cox</b>

**FEWEST ERRORS (MIN.50 CHANCES)**

YEAR	TOTAL	PLAYER
1997	2 (136-22-2)	Kris Heneghan
	2 (35-48-2)	Amy Bellanca
1998	0 (49-4-0)	Kris Heneghan

1999	1 (107-23-1)	Michelle Martin
2000	1 (87-10-1)	Michelle Martin
2001	2 (87-11-2)	Michelle Martin
	2 (51-4-2)	Ashley Moore
2002	1 (178-12-1)	Deni Zeigler
2003	3 (25-38-3)	Ashley Griffin
2004	1 (128-9-1)	Martha Phillips
2005	2 (186-27-2)	Sara Dean
2006	0 (74-6-0)	Heather Garrison
2007	2 (98-18-2)	Tatiana Fernandez
2008	3 (204-13-3)	Tatiana Fernandez
2009	0 (150-16-0)	Elizabeth Eisterhold
2010	0 (70-5-0)	Amber Harrison
2011	1 (93-9-1)	Morgan Estell
	1 (46-3-1)	Caitlin Schultze
2012	2 (148-17-2)	Elizabeth Eisterhold
	2 (50-43-2)	Brook Lathan
2013	0 (120-6-0)	Morgan Estell
	0 (43-28-0)	Brooke Lathan
	0 (53-1-0)	Tiffany Howard
2014	0 (22-54-0)	Kasey Cooper
	0 (65-11-0)	McKenzie Kilpatrick
2015	0 (54-32-0)	Emily Carosone
2016	1 (47-52-1)	Emily Carosone
	1 (63-8-1)	Carlee Wallace
2017	3 (70-4-3)	Carlee Wallace
	3 (19-51-3)	Kasey Cooper
2018	1 (122-4-1)	Justus Perry
	1 (88-18-1)	Courtney Shea
	1 (10-43-1)	Makenna Dowell
2019	1 (57-52-1)	Casey McCrackin
2020*	0 (12-1-0)	Justus Perry
	0 (10-0-0)	Tyler King
2021	3 (153-4-3)	Justus Perry
	<b>3 (109-19-3)</b>	<b>Aspyn Godwin</b>
	<b>3 (34-41-3)</b>	<b>Sydney Cox</b>
	3 (37-32-3)	Makenna Dowell

**DOUBLE PLAYS**

YEAR	TOTAL	PLAYER
1997	4	Becky Cleary
	4	Ashley Camp
1998	8	Amy Dalsing
1999	5	Mary Petrie
	5	Amy Dalsing
2000	5	Jodie Van Ooyen
2001	6	Jennifer Hammock
2002	6	Kasey Angulo
2003	4	Kasey Angulo
2004	4	Martha Phillips
2005	8	Paige Jones
2006	2	Tatiana Fernandez
2007	2	Holly Currie
	2	Lindsey Harrelson
2008	5	Jorja Bell
2009	5	Amber Harrison
2010	5	Kelley Smiley
2011	8	Kelsey Cartwright
2012	11	Caitlin Jordan
2013	3	Morgan Estell
2014	11	Emily Carosone
2015	12	Jade Rhodes
2016	16	Jade Rhodes
2017	18	Kendall Veach
2018	9	Casey McCrackin



2019	8	Casey McCrackin
	8	Justus Perry
<b>2020*</b>	<b>2</b>	<b>Carlee McCondichie</b>
	2	Makenna Dowell
	2	Justus Perry
2021	5	Justus Perry

**CAUGHT STEALING BY**

YEAR	TOTAL	PLAYER
1997	10	Kris Heneghan
1998	3	Ashley Camp
	3	Erika Koivula
	3	Kris Heneghan
1999	13	Michelle Martin
2000	8	Michelle Martin
2001	4	Michelle Martin
2002	5	Deni Zeigler
2003	8	Deni Zeigler
2004	7	Sara Dean
2005	11	Sara Dean
2006	12	Tatiana Fernandez
2007	8	Tatiana Fernandez
2008	6	Tatiana Fernandez
2009	7	Elizabeth Eisterhold
2010	13	Elizabeth Eisterhold
2011	6	Elizabeth Eisterhold
2012	8	Elizabeth Eisterhold
2013	4	Marcy Harper
	4	Caitlin Schultze
2014	3	Mackenzie Kilpatrick
	3	Lexi Davis
2015	4	Carlee Wallace
2016	2	Carlee Wallace
	2	Kaylee Carlson
2017	2	Kaylee Carlson
2018	4	Courtney Shea
2019	3	Kendall Veach
2020*	1	Abby Tissier
	<b>1</b>	<b>Samantha Yarbrough</b>
<b>2021</b>	<b>6</b>	<b>Shelby Lowe</b>

^ Kaylee Carlson led the 2016 in innings pitched in conference play.  
 \*The 2020 season was suspended due to the COVID-19 pandemic.

Current student-athletes are listed in **BOLD**.





**DOUBLES ALLOWED**

	TOT.	PLAYER	OPP.	DATE
1.	5	Holly Ragsdale	Georgia	4/18/2009
	5	J. Rasmussen	LSU	3/19/1999
	5	Jennifer Lofton	Mississippi State	4/30/2000
	5	Kristen Keyes	Missouri	2/8/2003
	5	Lexi Davis	Alabama	4/18/2015

**TRIPLES ALLOWED**

	TOT.	PLAYER	OPP.	DATE
1.	2	D. Montalvo	vs. Central Michigan	3/1/1997
	2	Erika Koivula	at Arkansas	4/4/1998
	2	J. Rasmussen	LSU	3/20/1999

**HOME RUNS ALLOWED**

	TOT.	PLAYER	OPP.	DATE
1.	4	Brittany Day	vs. Iowa	3/6/2005
	4	Lauren Schmalz	Florida	4/16/2011
	4	Lauren Schmalz	Florida	4/17/2011
4.	3 (21x)	last, A. Swindle	at Kentucky	4/21/2019

**BATTERS FACED**

	TOT.	PLAYER	OPP.	DATE
1.	55	Jennifer Lofton	at Florida State	4/15/2000
2.	44	Anna Thompson	at Tennessee	4/11/2009
3.	43	Kristen Keyes	at Florida State	2/4/2003
4.	42	Anna Thompson	Georgia	4/19/2009
	42	Kaylee Carlson	Kentucky	3/24/2018
	42	Sam Yarbrough	at Florida	3/7/2020

**WILD PITCHES**

	TOT.	PLAYER	OPP.	DATE
1.	7	Lily DuBois	vs. Middle Tennessee	3/8/2002
2.	4	Erika Koivula	at Kentucky	3/22/1998
	4	Lexie Handley	Mercer	3/8/2019
	4	Lily DuBois	South Carolina	4/8/2001
5.	3 (16x)	last, L. Handley	Georgia	3/30/2019

**BALKS**

	TOT.	PLAYER	OPP.	DATE
1.	3	Angel Bunner	at Alabama	3/16/2011
2.	2	Angel Bunner	at LSU	3/14/2012
	2	Angel Bunner	vs. Houston	5/18/2012
	2	Kristin Keyes	at Middle Tennessee	4/22/2002
	2	Marcy Harper	at Mississippi State	3/19/2016

**HIT BATTERS**

	TOT.	PLAYER	OPP.	DATE
1.	4	Jennifer Lofton	vs. Cal State-Fullerton	2/16/2001
2.	3 (15x)	last, R. Walters	at Troy	3/11/2015

**SACRIFICE FLIES ALLOWED**

	TOT.	PLAYER	OPP.	DATE
1.	2 (8x)	last, M. Martin	vs. Alabama	5/13/2016

**SACRIFICE HITS ALLOWED**

	TOT.	PLAYER	OPP.	DATE
1.	5	J. Rasmussen	Ohio State	2/11/2001
	5	Nicole Groves	Florida State	2/23/1999
3.	4 (5x)	last, J. Lofton	at Florida State	5/15/2000

**STRIKEOUTS LOOKING**

	TOT.	PLAYER	OPP.	DATE
1.	8	J. Rasmussen	UAB	2/8/2000
2.	7	Anna Thompson	vs. Illinois State	2/26/2010
	7	Kristen Keyes	vs. Hofstra	5/20/2004
4.	6 (5x)	last, A. Thompson	at South Carolina	3/27/2010

**FIELDING RECORDS****CHANCES**

	TOT.	PLAYER	OPP.	DATE
1.	19	<b>Aspyn Godwin</b>	IUPUI	2/27/2021
	19	Deni Zeigler	Tennessee	4/12/2003
	19	Jade Rhodes	at Mississippi State	3/18/2016
	19	Justus Perry	at LSU	3/9/2018
	19	Sara Dean	vs. Hofstra	5/20/2004
	19	T. Fernandez	at Ole Miss	3/19/2008

**PUTOUTS**

	TOT.	PLAYER	OPP.	DATE
1.	19	Jade Rhodes	at Mississippi State	3/18/2016
	19	Justus Perry	at LSU	3/9/2018
	19	Sara Dean	vs. Hofstra	5/20/2004
4.	18	<b>Aspyn Godwin</b>	IUPUI	2/27/2021
	18	Deni Zeigler	Tennessee	4/12/2003
	18	E. Eisterhold	at Middle Tennessee	2/20/2009
	18	T. Fernandez	at Ole Miss	3/16/2008

**ASSISTS**

	TOT.	PLAYER	OPP.	DATE
1.	9	Taylon Snow	vs. Louisiana Tech	2/9/2019
2.	8	Kimball Pratt	Ohio State	2/11/2001
	8	Whitney Jordan	Arizona	5/28/2016
4.	7 (15x)	last, M. Dowell	at Chattanooga	4/21/2021

**ERRORS**

	TOT.	PLAYER	OPP.	DATE
1.	3 (11x)	last, KK Crocker	vs. LSU	5/13/2017

**CAUGHT STEALING BY**

	TOT.	PLAYER	OPP.	DATE
1.	3	Deni Zeigler	vs. Missouri	2/9/2003
	3	Janet Spivey	vs. Missouri	2/9/2003
	3	Kris Heneghan	Arkansas	4/5/1997
	3	Kris Heneghan	at Alabama A&M	3/24/1999
	3	Liza Baker	at Alabama A&M	3/24/1999

Current student-athletes are listed in **BOLD**.





**HOME RUNS ALLOWED**

TOT.	PLAYER	OPP.	DATE
1. 4	Lauren Schmalz	Florida	4/16/2011
4	Lauren Schmalz	Florida	4/17/2011
4. 3 (18x)	last, A. Swindle	at Kentucky	4/21/2019

**BATTERS FACED**

TOT.	PLAYER	OPP.	DATE
1. 44	Anna Thompson	at Tennessee	4/11/2009
2. 42	Anna Thompson	Georgia	4/19/2009
42	Kaylee Carlson	Kentucky	3/24/2018
42	<b>Sam Yarbrough</b>	at Florida	3/7/2020
2. 40	Anna Thompson	at LSU	3/21/2008
40	C. Harris	Florida	4/27/2019
40	D. Montalvo	at Georgia	5/1/1999

**WILD PITCHES**

TOT.	PLAYER	OPP.	DATE
1. 4	Erika Koivula	at Kentucky	3/22/1998
4	Lily DuBois	South Carolina	4/8/2001
3. 3 (9x)	last, Lexie Handley	Georgia	3/30/2019

**BALKS**

TOT.	PLAYER	OPP.	DATE
1. 3	Angel Bunner	at Alabama	3/16/2011
2. 2	Angel Bunner	at LSU	3/14/2012
2	Marcy Harper	at Mississippi State	3/19/2016

**HIT BATTERS**

TOT.	PLAYER	OPP.	DATE
1. 3 (12x)	last, L. Davis	at Kentucky	3/28/2014

**SACRIFICE FLIES ALLOWED**

TOT.	PLAYER	OPP.	DATE
1. 2	Angel Bunner	Florida	4/16/2011
2	Beth DiPietro	at Mississippi State	4/2/2005
2	Jenee Loree	Tennessee	4/8/2010
2	Jenee Loree	at LSU	3/20/2010
2	Kristin Keyes	Alabama	5/4/2002

**SACRIFICE HITS ALLOWED**

TOT.	PLAYER	OPP.	DATE
1. 3 (13x)	last, J. Loree	at Kentucky	3/16/2009

**STRIKEOUTS LOOKING**

TOT.	PLAYER	OPP.	DATE
1. 6	Anna Thompson	at South Carolina	3/27/2010
6	Kristen Keyes	Tennessee	4/12/2003
3. 5	Anna Thompson	South Carolina	4/28/2007
5	Anna Thompson	at Mississippi State	3/24/2007
5	D. Montalvo	Florida	4/13/1997
5	Kristen Keyes	Alabama	4/20/2004
5	Kristen Keyes	at Arkansas	3/14/2004

**FIELDING RECORDS****CHANCES**

TOT.	PLAYER	OPP.	DATE
1. 19	Deni Zeigler	Tennessee	4/12/2003
19	Jade Rhodes	at Mississippi State	3/18/2016
19	Justus Perry	at LSU	3/9/2018
19	T. Fernandez	at Ole Miss	3/19/2008
5. 17	Kendall Veach	Florida	4/27/2019
17	Mary Petrie	Arkansas	3/24/2001

**PUTOUTS**

TOT.	PLAYER	OPP.	DATE
1. 19	Jade Rhodes	at Mississippi State	3/18/2016
19	Justus Perry	at LSU	3/9/2018
3. 18	Deni Zeigler	Tennessee	4/12/2003
18	T. Fernandez	at Ole Miss	3/16/2008
5. 16	Jade Rhodes	at Kentucky	4/3/2016
16	Justus Perry	at Ole Miss	3/30/2018
16	Kendall Veach	at Alabama	5/5/2017

**ASSISTS**

TOT.	PLAYER	OPP.	DATE
1. 7	Casey McCrackin	at LSU	3/9/2018
7	Casey McCrackin	at Ole Miss	3/30/2018
7	Haley Fagan	at Ole Miss	3/16/2015
7	Haley Fagan	at LSU	5/1/2015
7	Jodie Van Ooyen	Mississippi State	4/30/2000
7	Kyndall White	LSU	5/2/2009
7	Kyndall White	at Kentucky	5/8/2011
7	Lauren Guzman	Mississippi State	4/21/2010
7	Whitney Jordan	at Mississippi State	3/18/2016

**ERRORS**

TOT.	PLAYER	OPP.	DATE
1. 3 (9x)	last, KK Crocker	at LSU	3/9/2018

**CAUGHT STEALING BY**

TOT.	PLAYER	OPP.	DATE
1. 3	Kris Heneghan	Arkansas	4/5/1997
2. 2 (19x)	last, A. Godwin	Tennessee	5/2/2021
	Shelby Lowe	Tennessee	5/2/2021

Current student-athletes are listed in **BOLD**.





















BATTING RECORDS

BATTING AVERAGE (MIN. 100 AB)

Table with 3 columns: RANK, BATTING AVERAGE, PLAYER (NAME AND AB), YEAR. Lists top 10 batting averages from 2000 to 2015.

SLUGGING PCT. (MIN. 100 AB)

Table with 3 columns: RANK, SLUGGING PCT., PLAYER (NAME AND AB), YEAR. Lists top 10 slugging percentages from 2005 to 2019.

ON BASE PCT. (MIN. 100 AB)

Table with 3 columns: RANK, ON BASE PCT., PLAYER (NAME AND AB), YEAR. Lists top 10 on-base percentages from 2004 to 2014.

STOLEN BASE PCT. (MIN. 15 ATT.)

Table with 3 columns: RANK, STOLEN BASE PCT., PLAYER (NAME AND ATT.), YEAR. Lists top 10 stolen base percentages from 2001 to 2019.

GAMES PLAYED

Table with 3 columns: RANK, GAMES PLAYED, PLAYER, YEAR. Lists top 10 players by games played from 1997 to 2005.

GAMES STARTED

Table with 3 columns: RANK, TOT. GAMES STARTED, PLAYER, YEAR. Lists top 10 players by total games started from 1997 to 2016.

AT BATS

Table with 3 columns: RANK, TOT. AT BATS, PLAYER, YEAR. Lists top 10 players by total at-bats from 2009 to 2016.

RUNS SCORED

Table with 3 columns: RANK, TOT. RUNS SCORED, PLAYER, YEAR. Lists top 10 players by total runs scored from 2013 to 2016.

HITS

Table with 3 columns: RANK, TOT. HITS, PLAYER, YEAR. Lists top 10 players by total hits from 1997 to 2016.

DOUBLES

Table with 3 columns: RANK, TOT. DOUBLES, PLAYER, YEAR. Lists top 10 players by total doubles from 2001 to 2017.

Table with 3 columns: RANK, PLAYER, YEAR. Lists top 2 players by total triples from 2003 to 2021.

TRIPLES

Table with 3 columns: RANK, TOT. TRIPLES, PLAYER, YEAR. Lists top 10 players by total triples from 1997 to 2018.

HOME RUNS

Table with 3 columns: RANK, TOT. HOME RUNS, PLAYER, YEAR. Lists top 10 players by total home runs from 2002 to 2019.

RUNS BATTED IN

Table with 3 columns: RANK, TOT. RUNS BATTED IN, PLAYER, YEAR. Lists top 10 players by total runs batted in from 2005 to 2015.

MULTI-HIT GAMES

Table with 3 columns: RANK, TOT. MULTI-HIT GAMES, PLAYER, YEAR. Lists top 10 players by total multi-hit games from 2001 to 2014.

MULTI-RBI GAMES

Table with 3 columns: RANK, TOT. MULTI-RBI GAMES, PLAYER, YEAR. Lists top 4 players by total multi-RBI games from 2001 to 2016.





**STOLEN BASE AGAINST PCT. (MIN. 15 ATT.)**

TOT.	PLAYER	YEAR
1. .300	Beth DiPietro (6-20)	2005
2. .412	Lauren Schmalz (7-17)	2011
3. .500	Beth DiPietro (12-24)	2006
4. .526	Elizabeth Eisterhold (20-38)	2012
5. .563	Renee Sease (9-16)	1997
6. .581	Kristen Keyes (18-31)	2002
7. .583	Kendall Veach (14-24)	2019
8. .593	Sara Dean (32-54)	2004
	Tatiana Fernandez (35-59)	2006
10. .596	Sara Dean (28-47)	2005

**CHANCES**

TOT.	PLAYER	YEAR
1. 542	Jade Rhodes	2016
2. 540	Kendall Veach	2017
3. 535	Tatiana Fernandez	2008
4. 528	Sara Dean	2004
5. 519	Sara Dean	2005
6. 483	Tatiana Fernandez	2006
7. 475	Elizabeth Eisterhold	2009
8. 448	Jade Rhodes	2015
9. 425	Justus Perry	2019
10. 421	Deni Zeigler	2003

**PUTOUTS**

TOT.	PLAYER	YEAR
1. 526	Jade Rhodes	2016
2. 510	Kendall Veach	2017
3. 496	Tatiana Fernandez	2008
4. 475	Sara Dean	2004
5. 456	Sara Dean	2005
6. 429	Elizabeth Eisterhold	2009
7. 428	Jade Rhodes	2015
	Tatiana Fernandez	2006
9. 410	Justus Perry	2019
10. 392	Jorja Bell	2007

**ASSISTS**

TOT.	PLAYER	YEAR
1. 148	Haley Fagan	2017
2. 143	Whitney Jordan	2016
3. 140	Kasey Cooper	2016
4. 138	Kimball Pratt	2001
5. 137	Jodie Van Oayen	2000
6. 127	Emily Carosone	2016
7. 125	Kasey Cooper	2017
8. 124	Casey McCrackin	2018
9. 123	Haley Fagan	2015
10. 122	Kelsey Bogaards	2014
	Amy Dalsing	1997

**DOUBLE PLAYS TURNED**

TOT.	PLAYER	YEAR
1. 42	Kendall Veach	2017
2. 36	Jade Rhodes	2016
3. 34	Jade Rhodes	2015
4. 28	Emily Carosone	2014
5. 27	Jade Rhodes	2014
6. 23	Justus Perry	2019
7. 21	Casey McCrackin	2019
	Kelsey Bogaards	2014
	Haley Fagan	2017
10. 20	Emily Carosone	2016

**RUNNERS PICKED OFF**

TOT.	PLAYER	YEAR
1. 10	Sara Dean	2005
2. 6	Sara Dean	2004
	Elizabeth Eisterhold	2010

4. 4	Michelle Martin	2000
5. 3	Deni Zeigler	2003
	Kris Heneghan	1997
7. 2	Kendall Veach	2019
	Deni Zeigler	2011
	Elizabeth Eisterhold	2009
	Carlee Wallace	2017
	Tatiana Fernandez	2008
	Tatiana Fernandez	2006

**CAUGHT STEALING BY**

TOT.	PLAYER	YEAR
1. 25	Michelle Martin	1999
2. 24	Tatiana Fernandez	2006
3. 23	Deni Zeigler	2002
4. 22	Sara Dean	2004
	Elizabeth Eisterhold	2009
6. 19	Sara Dean	2005
7. 18	Elizabeth Eisterhold	2012
8. 17	Kris Heneghan	1997
	Elizabeth Eisterhold	2010
10. 15	Michelle Martin	2000
	Deni Zeigler	2003

Current student-athletes are listed in **BOLD**.



BATTING RECORDS

BATTING AVERAGE (MIN. 60 AB)

Table with columns: TOT., PLAYER, YEAR. Lists batting averages from 1. .458 (Emily Carosone) to 9. .383 (Sara Ghezzi/Holly Currie).

SLUGGING PCT. (MIN. 60 AB)

Table with columns: TOT., PLAYER, YEAR. Lists slugging percentages from 1. .902 (Kasey Cooper) to 10. .696 (Jade Rhodes).

ON BASE PCT. (MIN. 60 AB)

Table with columns: TOT., PLAYER, YEAR. Lists on-base percentages from 1. .582 (Emily Carosone) to 9. .477 (Emily Carosone).

STOLEN BASE PCT. (MIN. 5 ATT.)

Table with columns: TOT., PLAYER, YEAR. Lists stolen base percentages from 1. 1.000 (Makayla Packer) to 8. .875 (Chris Steiner).

AT BATS

Table with columns: TOT., PLAYER, YEAR. Lists total at-bats from 1. 105 (Kim Blair) to 92 (Lauren Guzman).

RUNS SCORED

Table with columns: TOT., PLAYER, YEAR. Lists total runs scored from 1. 30 (Emily Carosone) to 21 (Jade Rhodes).

HITS

Table with columns: TOT., PLAYER, YEAR. Lists total hits from 1. 38 (Ashley Moore) to 31 (Holly Currie).

DOUBLES

Table with columns: TOT., PLAYER, YEAR. Lists total doubles from 1. 9 (Emily Carosone) to 8 (Sara Dean).

TRIPLES

Table with columns: TOT., PLAYER, YEAR. Lists total triples from 1. 4 (Sara Dean) to 2 (Chris Steiner).

HOME RUNS

Table with columns: TOT., PLAYER, YEAR. Lists total home runs from 1. 10 (Holly Currie) to 7 (Kyndall White).

RUNS BATTED IN

Table with columns: TOT., PLAYER, YEAR. Lists total runs batted in from 1. 33 (Brannndi Melero) to 2. 32 (Holly Currie).

Table with columns: RANK, TOT., PLAYER, YEAR. Continuation of Runs Scored table.

MULTI-HIT GAMES

Table with columns: TOT., PLAYER, YEAR. Lists multi-hit games from 1. 12 (Michelle Martin) to 9 (Emily Carosone).

MULTI-RBI GAMES

Table with columns: TOT., PLAYER, YEAR. Lists multi-RBI games from 1. 9 (Holly Currie) to 6 (Kendall Veach).

TOTAL BASES

Table with columns: TOT., PLAYER, YEAR. Lists total bases from 1. 68 (Holly Currie) to 56 (Morgan Estell).

WALKS

Table with columns: TOT., PLAYER, YEAR. Lists total walks from 1. 26 (Kasey Cooper) to 16 (Morgan Estell).







**CHANCES**

	TOT.	PLAYER	YEAR
1.	229	Sara Dean	2004
2.	222	Kendall Veach	2017
3.	220	Tatiana Fernandez	2008
4.	215	Sara Dean	2005
5.	214	Deni Zeigler	2003
6.	212	Caitlin Jordan	2012
	212	Mary Petrie	2000
8.	200	Tatiana Fernandez	2006
9.	198	Becky Cleary	1997
	198	Mary Petrie	1999

**PUTOUTS**

	TOT.	PLAYER	YEAR
1.	209	Kendall Veach	2017
2.	207	Sara Dean	2004
3.	204	Tatiana Fernandez	2008
4.	196	Caitlin Jordan	2012
5.	193	Mary Petrie	1999
	193	Mary Petrie	2000
7.	190	Deni Zeigler	2003
8.	186	Sara Dean	2005
9.	181	Becky Cleary	1997
10.	178	Deni Zeigler	2002

**ASSISTS**

	TOT.	PLAYER	YEAR
1.	69	Lauren Guzman	2012
2.	67	Amy Dalsing	1997
	67	Jodie Van Ooyen	2000
4.	63	Casey McCrackin	2018
	63	Kyndall White	2011
6.	62	Haley Fagan	2015
7.	61	Lauren Guzman	2010
8.	60	Ashley Camp	1997
	60	Kimball Pratt	2001
10.	58	Jen Kraemer	1999

**DOUBLE PLAYS TURNED**

	TOT.	PLAYER	YEAR
1.	18	Kendall Veach	2017
2.	16	Jade Rhodes	2016
3.	12	Jade Rhodes	2015
4.	11	Emily Carosone	2014
	11	Caitlin Jordan	2012
6.	9	Haley Fagan	2017
	9	Casey McCrackin	2018
	9	Emily Carosone	2016
9.	8	Justus Perry	2019
	8	Amy Dalsing	1998
	8	Paige Jones	2005
	8	Emily Carosone	2015
	8	Kelsey Bogaards	2014
	8	Kelsey Cartwright	2011
	8	Whitney Jordan	2016
	8	Casey McCrackin	2019
	8	Jade Rhodes	2014

**RUNNERS PICKED OFF**

	TOT.	PLAYER	YEAR
1.	4	Sara Dean	2004
2.	2	Kendall Veach	2019
	2	Elizabeth Eisterhold	2011
	2	Sara Dean	2005
	2	Deni Zeigler	2003
	2	Elizabeth Eisterhold	2010
7.	1	Michelle Martin	1999
	1	Carlee Wallace	2017
	1	Tatiana Fernandez	2008
	1	Kris Heneghan	1997

1	McKenzie Kilpatrick	2014
1	Deni Zeigler	2001
1	Denisse Montalvo	1999
1	Elizabeth Eisterhold	2012
1	Deni Zeigler	2002
1	Tatiana Fernandez	2006
<b>1</b>	<b>Aspyn Godwin</b>	<b>2021</b>

**CAUGHT STEALING BY**

	TOT.	PLAYER	YEAR
1.	13	Michelle Martin	1999
	13	Elizabeth Eisterhold	2010
3.	12	Tatiana Fernandez	2006
4.	11	Sara Dean	2005
5.	10	Kris Heneghan	1997
6.	9	Beth DiPietro	2005
7.	8	Deni Zeigler	2003
	8	Michelle Martin	2000
	8	Beth DiPietro	2006
	8	Tatiana Fernandez	2007
	8	Elizabeth Eisterhold	2012

Current student-athletes are listed in **BOLD**.









## FIELDING RECORDS

## FIELDING PCT. (MIN. 400 CHANCES)

TOT.	PLAYER	YEAR
1. .994	Elizabeth Eisterhold (1414-152-9)	2009-12
2. .991	Jade Rhodes (1305-44-12)	2013-16
3. .990	Courtney Shea (510-58-6)	2015-18
4. .989	Sara Dean (978-110-12)	2002-05
5. .988	Justus Perry (1212-36-15)	2017-21
6. .985	Michelle Martin (790-104-14)	1998-01
7. .984	Tatiana Fernandez (1185-143-22)	2006-09
8. .983	Carlee Wallace (519-52-10)	2015-17
9. .983	Kasey Angulo (515-51-10)	2002-03
10. .982	Kendall Veach (1082-148-22)	2016-19

## STOLEN BASE AGAINST PCT. (MIN. 30 ATT.)

TOT.	PLAYER	YEARS
1. .434	Beth DiPietro (23-53)	2004-06
2. .563	Lauren Schmalz (27-48)	2008-12
3. .598	Sara Dean (61-102)	2002-05
4. .620	Elizabeth Eisterhold (114-184)	2009-12
5. .633	Makayla Martin (31-49)	2016-19
6. .657	Carlee Wallace (44-67)	2015-17
7. .671	Jenee Loree (49-73)	2009-12
8. .676	Tatiana Fernandez (115-170)	2006-09
9. .679	Kristen Keyes (57-84)	2002-04
10. .681	Anna Thompson (77-113)	2007-10

## CHANCES

TOT.	PLAYER	YEAR
1. 1575	Elizabeth Eisterhold	2009-12
2. 1377	Mary Petrie	1998-01
3. 1361	Jade Rhodes	2013-16
4. 1350	Tatiana Fernandez	2006-09
5. 1263	Justus Perry	2017-21
6. 1252	Kendall Veach	2016-19
7. 1191	Deni Zeigler	2000-03
8. 1100	Sara Dean	2002-05
9. 908	Michelle Martin	1998-01
10. 866	Emily Carosone	2013-16

## PUTOUTS

TOT.	PLAYER	YEAR
1. 1414	Elizabeth Eisterhold	2009-12
2. 1305	Jade Rhodes	2013-16
3. 1212	Justus Perry	2017-21
4. 1211	Mary Petrie	1998-01
5. 1185	Tatiana Fernandez	2006-09
6. 1082	Kendall Veach	2016-19
7. 978	Sara Dean	2002-05
8. 945	Deni Zeigler	2000-03
9. 790	Michelle Martin	1998-01
10. 646	Jorja Bell	2006-08

## ASSISTS

TOT.	PLAYER	YEAR
1. 485	Kasey Cooper	2014-17
2. 432	Emily Carosone	2013-16
3. 391	Lauren Guzman	2009-12
4. 365	Kimball Pratt	1998-01
5. 337	Kyndall White	2008-11
6. 329	Casey McCrackin	2016-19
329	Ashley Griffin	2003-06
8. 300	Kristina McCain	2004-06
300	Amy Dalsing	1997-99
10. 271	Haley Fagan	2014-17

## DOUBLE PLAYS TURNED

TOT.	PLAYER	YEAR
1. 98	Jade Rhodes	2013-16
2. 68	Emily Carosone	2013-16
3. 61	Justus Perry	2017-21

3. 53	Kendall Veach	2016-19
4. 52	Kasey Cooper	2014-17
5. 50	Casey McCrackin	2016-19
7. 37	Lauren Guzman	2009-12
8. 36	Mary Petrie	1998-01
9. 34	Haley Fagan	2014-17
10. 29	Kelsey Bogaards	2013-16

## RUNNERS PICKED OFF

TOT.	PLAYER	YEARS
1. 17	Sara Dean	2002-05
2. 11	Elizabeth Eisterhold	2009-12
3. 6	Deni Zeigler	2000-03
6	Michelle Martin	1998-01
5. 4	Kris Heneghan	1997-99
4	Tatiana Fernandez	2006-09
7. 2	Carlee Wallace	2015-17
2	Kendall Veach	2016-19
9. 1	Denisse Montalvo	1997-99
1	Caitlin Schultze	2010-13
1	Ashley Camp	1997-98
<b>1</b>	<b>Aspyn Godwin</b>	<b>2019-Pr.</b>
1	McKenzie Kilpatrick	2012-15

## CAUGHT STEALING BY

TOT.	PLAYER	YEAR
1. 70	Elizabeth Eisterhold	2009-12
2. 55	Michelle Martin	1998-01
55	Tatiana Fernandez	2006-09
4. 41	Sara Dean	2002-05
5. 40	Deni Zeigler	2000-03
6. 36	Anna Thompson	2007-10
7. 30	Beth DiPietro	2004-06
8. 29	Holly Currie	2004-07
9. 27	Kristen Keyes	2002-04
10. 25	Kris Heneghan	1997-99

Current student-athletes are listed in **BOLD**.









**BATTERS FACED**

	TOT.	PLAYER	YEARS
1.	1364	Holly Currie	2004-07
2.	1345	Kristen Keyes	2002-04
3.	1329	Anna Thompson	2007-10
4.	1125	Lexi Davis	2013-16
5.	1050	Kaylee Carlson	2016-18
6.	1048	Jenee Loree	2009-12
7.	1041	Angel Bunner	2008-12
8.	999	Denisse Montalvo	1997-99
9.	833	Jaime Rasmussen	1999-01
10.	807	Marcy Harper	2013-16

**AT BATS AGAINST**

	TOT.	PLAYER	YEARS
1.	1146	Kristen Keyes	2002-04
	1146	Anna Thompson	2007-10
3.	1140	Holly Currie	2004-07
4.	965	Kaylee Carlson	2016-18
5.	959	Lexi Davis	2013-16
6.	933	Angel Bunner	2008-12
7.	873	Jenee Loree	2009-12
8.	850	Denisse Montalvo	1997-99
9.	745	Jaime Rasmussen	1999-01
10.	668	Marcy Harper	2013-16

**FIELDING RECORDS****FIELDING PCT. (MIN. 300 CHANCES)**

	TOT.	PLAYER	YEAR
1.	.992	Elizabeth Eisterhold (569-66-5)	2009-12
2.	.990	Jade Rhodes (465-17-5)	2013-16
3.	.987	Justus Perry (451-13-6)	2017-21
	.987	Sara Dean (406-47-6)	2002-05
5.	.981	Michelle Martin (323-48-7)	1998-01
	.981	Emily Carosone (177-175-7)	2013-16
7.	.980	Mary Petrie (656-65-15)	1998-01
8.	.977	Casey McCrackin (155-149-7)	2016-19
	.977	Kasey Angulo (272-30-7)	2002-03
	.977	Kendall Veach (451-55-12)	2016-19

**STOLEN BASE AGAINST PCT. (MIN. 10 ATT.)**

	TOT.	PLAYER	YEARS
1.	.357	Beth DiPietro (10-28)	2004-06
2.	<b>.571</b>	<b>Shelby Lowe (8-14)</b>	<b>2021-Pr.</b>
3.	.654	Lauren Schmalz (17-26)	2008-12
4.	.667	Nicole Groves (8-12)	1999
5.	.673	Sara Dean (37-55)	2002-05
6.	.676	Elizabeth Eisterhold (71-105)	2009-12
7.	.679	Brittany Day (19-28)	2005-08
8.	.722	Janet Spivey (13-18)	2003
	.722	Angel Bunner (26-36)	2008-12
10.	.723	Tatiana Fernandez (73-101)	2006-09

**CHANCES**

	TOT.	PLAYER	YEAR
1.	736	Mary Petrie	1998-01
2.	640	Elizabeth Eisterhold	2009-12
3.	577	Tatiana Fernandez	2006-09
4.	555	Deni Zeigler	2000-03
5.	518	Kendall Veach	2016-19
6.	487	Jade Rhodes	2013-16
7.	470	Justus Perry	2017-21
8.	469	Lauren Guzman	2009-12
9.	459	Sara Dean	2002-05
10.	386	Ashley Griffin	2003-06

**PUTOUTS**

	TOT.	PLAYER	YEAR
1.	656	Mary Petrie	1998-01
2.	569	Elizabeth Eisterhold	2009-12

3.	493	Tatiana Fernandez	2006-09
4.	465	Jade Rhodes	2013-16
5.	454	Deni Zeigler	2000-03
6.	451	Justus Perry	2017-21
	451	Kendall Veach	2016-19
8.	406	Sara Dean	2002-05
9.	323	Michelle Martin	1998-01
10.	308	Jorja Bell	2006-08

**ASSISTS**

	TOT.	PLAYER	YEAR
1.	228	Lauren Guzman	2009-12
2.	190	Kasey Cooper	2014-17
3.	181	Kyndall White	2008-11
4.	175	Emily Carosone	2013-16
5.	172	Ashley Griffin	2003-06
6.	154	Amy Dalsing	1997-99
7.	152	Kristina McCain	2004-06
8.	149	Casey McCrackin	2016-19
9.	139	Kimball Pratt	1998-01
10.	123	Jen Kraemer	1999-01

**DOUBLE PLAYS TURNED**

	TOT.	PLAYER	YEAR
1.	37	Jade Rhodes	2013-16
2.	29	Emily Carosone	2013-16
3.	23	Casey McCrackin	2016-19
	23	Kendall Veach	2016-19
5.	20	Justus Perry	2017-21
	20	Lauren Guzman	2009-12
7.	19	Mary Petrie	1998-01
	19	Kasey Cooper	2014-17
9.	14	Amy Dalsing	1997-99
	14	Haley Fagan	2014-17

**RUNNERS PICKED OFF**

	TOT.	PLAYER	YEARS
1.	6	Sara Dean	2002-05
2.	5	Elizabeth Eisterhold	2009-12
3.	4	Deni Zeigler	2000-03
4.	2	Kendall Veach	2016-19
	2	Tatiana Fernandez	2006-09
6.	1	<b>Aspyn Godwin</b>	<b>2019-Pr.</b>
	1	Kris Heneghan	1997-99
	1	McKenzie Kilpatrick	2012-15
	1	Denisse Montalvo	1997-99
	1	Michelle Martin	1998-01
	1	Carlee Wallace	2015-17

**CAUGHT STEALING BY**

	TOT.	PLAYER	YEAR
1.	34	Elizabeth Eisterhold	2009-12
2.	28	Tatiana Fernandez	2006-09
3.	27	Michelle Martin	1998-01
4.	18	Sara Dean	2002-05
	18	Beth DiPietro	2004-06
6.	14	Deni Zeigler	2000-03
	14	Anna Thompson	2007-10
8.	13	Kris Heneghan	1997-99
9.	12	Jenee Loree	2009-12
10.	11	Jaime Rasmussen	1999-01
	11	Holly Currie	2004-07

Current student-athletes are listed in **BOLD**.



PERFECT GAMES [2]

- 1. Holly Currie vs. College of Charleston Feb. 11, 2005
- 2. Kaylee Carlson vs. Ohio Mar. 18, 2017

NO-HITTERS [27]

- 1. Brenda Espinoza vs. Jacksonville State Feb. 26, 1997
- 2. D. Montalvo & M. Petrie vs. AA&M Feb. 14, 1999
- 3. Kristen Keyes vs. Georgia Tech Apr. 23, 2003
- 4. Holly Currie vs. College of Charleston Feb. 11, 2005
- 5. Holly Currie vs. Mercer Feb. 18, 2006
- 6. Holly Currie vs. Missouri Feb. 24, 2006
- 7. Beth DiPietro vs. Florida Mar. 28, 2006
- 8. Holly Currie vs. Tennessee Tech Apr. 3, 2006
- 9. Holly Currie vs. Ole Miss May 6, 2006
- 10. Holly Currie vs. Marist May 19, 2006
- 11. Holly Currie vs. Georgia State Feb. 14, 2007
- 12. Jenee Loree vs. Texas A&M-CC Feb. 6, 2009
- 13. Jenee Loree vs. Austin Peay Feb. 21, 2009
- 14. Anna Thompson vs. Louisiana Tech Mar. 5, 2010
- 15. Jenee Loree vs. IPFW Feb. 11, 2012
- 16. Jenee Loree vs. Presbyterian Mar. 11, 2012
- 17. Marcy Harper vs. Savannah State Mar. 14, 2013
- 18. Marcy Harper vs. Radford Mar. 14, 2014
- 19. Lexi Davis vs. IPFW Mar. 14, 2014
- 20. Marcy Harper vs. Savannah State Mar. 14, 2014
- 21. Marcy Harper vs. Appalachian State Feb. 11, 2016
- 22. Rachael Walters vs. Samford Mar. 16, 2016
- 23. M. Martin & A. Swindle vs. Yale Feb. 25, 2017
- 24. Kaylee Carlson vs. Ohio State Mar. 18, 2017
- 25. Makayla Martin vs. Maryland Feb. 18, 2018
- 26. Maddie Penta vs. Southeast Missouri State Feb. 13, 2021
- 27. Maddie Penta vs. IUPUI Feb. 27, 2021



Maddie Penta became just the second freshman in program history to toss multiple no-hitters in a season, joining Jenee Loree (2009). Penta set the program record for consecutive strikeouts with 16 straight in her no-hit performance against IUPUI on Feb. 27, 2021.



Kaylee Carlson tossed just the second perfect game in program history on March 18, 2017 against Ohio State.



Marcy Harper pitched back-to-back no-hitters on March 14 and 15, 2014. Her latter vs. Savannah State was the third-straight no-hitter for the team. Harper finished her collegiate career with four no-hitters.



Holly Currie holds the program record with seven career no-hitters. Five alone came in her 2006 campaign, also a school record for a single season.



---

# ALL-TIME RESULTS




YEAR-BY-YEAR RECORDS

RESULTS

YEAR	COACH	OVERALL				SEC				SEC FINISH
		W	L	T	PCT.	W	L	T	PCT.	
1997	Tina Deese	34	35	0	.493	15	15	0	.500	3rd SEC West, 6th overall
1998	Tina Deese	16	40	0	.286	6	20	0	.231	6th SEC West, 10th overall
1999	Tina Deese	27	32	1	.458	11	19	0	.367	5th SEC West, 9th overall
2000	Tina Deese	34	31	0	.523	10	19	0	.345	5th SEC West, 8th overall
2001	Tina Deese	31	32	0	.492	10	20	0	.333	5th SEC West, 8th overall
2002	Tina Deese	38	27	0	.585	15	15	0	.500	3rd SEC West, 5th overall
2003	Tina Deese	26	31	0	.456	13	16	0	.448	3rd SEC West, 7th overall
2004	Tina Deese	42	18	0	.700	19	10	0	.655	2nd SEC West, 4th overall
2005	Tina Deese	50	18	0	.735	21	8	0	.724	2nd SEC West, 3rd overall
2006	Tina Deese	36	22	0	.621	21	8	0	.724	3rd SEC West, 6th overall
2007	Tina Deese	26	30	0	.464	10	18	0	.357	5th SEC West, 9th overall
2008	Tina Deese	38	22	0	.633	13	14	0	.481	3rd SEC West, 6th overall
2009	Tina Deese	30	29	0	.508	9	19	0	.321	4th SEC West, 9th overall
2010	Tina Deese	31	26	0	.544	11	17	0	.393	3rd SEC West, 7th overall
2011	Tina Deese	40	19	0	.678	15	13	0	.536	3rd SEC West, 7th overall
2012	Tina Deese	33	23	0	.589	12	16	0	.429	3rd SEC West, 7th overall
2013	Tina Deese	30	23	0	.566	7	17	0	.292	6th SEC West, 12th overall
2014	Clint Myers	42	19	1	.685	11	13	0	.458	2nd overall
2015	Clint Myers	56	11	0	.836	18	6	0	.750	2nd overall (tournament champs)
2016	Clint Myers	58	12	0	.829	16	7	0	.696	3rd overall (tournament champs)
2017	Clint Myers	49	12	0	.803	17	7	0	.708	2nd overall
2018	Mickey Dean	41	17	0	.707	11	12	0	.478	9th overall
2019	Mickey Dean	39	21	0	.650	10	14	0	.417	10th overall
2020*	Mickey Dean	16	11	0	.593	0	3	0	.000	12th overall
2021	Mickey Dean	27	24	0	.529	7	17	0	.292	12th overall
<b>TOTALS</b>	<b>25 SEASONS</b>	<b>890</b>	<b>585</b>	<b>2</b>	<b>.603</b>	<b>301</b>	<b>343</b>	<b>0</b>	<b>.467</b>	<b>2 TOURNAMENT TITLE</b>

\*The 2020 season was suspended on March 12 due to the COVID-19 pandemic.



The 2016 Auburn Softball Women's College World Series team in Oklahoma City, Okla.















YEAR-BY-YEAR RESULTS

2009 30-29 (9-19 SEC)

Table for 2009 season, 30-29 (9-19 SEC). Includes NCAA Atlanta Regional (Feb. 5-11), Tiger Invitational (Feb. 13), War Eagle Classic (Feb. 14-17), FIU Tournament (Feb. 20), Demarini Invitational (Feb. 27), and SEC Tournament (May 6-9).

2010 31-26 (11-17 SEC)

Table for 2010 season, 31-26 (11-17 SEC). Includes NCAA Atlanta Regional (Feb. 11-17), Kajakawa Classic (Feb. 19), Tiger Invitational (Feb. 19), NFCA Leadoff Classic (Feb. 26), War Eagle Classic (Mar. 5-7), SEC Tournament (May 13), and NCAA Regional (May 21).

2011 40-19 (15-13 SEC)

Table for 2011 season, 40-19 (15-13 SEC). Includes NCAA Seattle Regional (Feb. 12-17), Tiger Invitational (Feb. 18), War Eagle Classic (Feb. 25-27), Oklahoma Classic (Mar. 4-6), and SEC Tournament (May 12-13).



2012 33-23 (12-16 SEC)

Table for 2012 season, including NCAA Austin Regional, Tiger Invitational, SEC/A&M/Big 12 Challenge, Florida Atlantic Tournament, Diamond 9 Citrus Classic, War Eagle Classic, and NCAA Regional.

2013 30-23 (7-17 SEC)

Table for 2013 season, including Plainsman Invitational, Tiger Invitational, Texas A&M-CC Tournament, War Eagle Classic, and SEC Tournament.

2014 42-19-1 (11-13 SEC)

Table for 2014 season, including NCAA Minneapolis Regional, Tiger Invitational, Wilson/Demarini Classic, War Eagle Classic, and SEC Tournament.



YEAR-BY-YEAR RESULTS

2015 56-11 (18-6 SEC)

SEC TOURNAMENT CHAMPIONS

NCAA AUBURN REGIONAL

NCAA AUBURN SUPER REGIONAL

WOMEN'S COLLEGE WORLD SERIES (T-3RD)

32-3 H • 13-5 A • 11-3 N CLINT MYERS

Table with columns: DATE, OPPONENT, RESULT. Lists game results for 2015, including Plainsman Invite, Tiger Invitational, Wilson/Demarini Classic, and SEC Tournament.

2016 58-12 (16-7 SEC)

SEC TOURNAMENT CHAMPIONS

NCAA AUBURN REGIONAL

NCAA AUBURN SUPER REGIONAL

WOMEN'S COLLEGE WORLD SERIES (2ND)

35-6 H • 12-3 A • 11-3 N CLINT MYERS

Table with columns: DATE, OPPONENT, RESULT. Lists game results for 2016, including Plainsman Invite, Michele Smith PCF Invitational, Wilson/Demarini Classic, and SEC Tournament.

2017 49-12 (17-7 SEC)

NCAA AUBURN REGIONAL

NCAA AUBURN SUPER REGIONAL

31-6 H • 10-4 A • 8-2 N CLINT MYERS

Table with columns: DATE, OPPONENT, RESULT. Lists game results for 2017, including Triple Crown Tournament, Plainsman Invitational, Wilson/Demarini Classic, and SEC Tournament.





YEAR-BY-YEAR RESULTS

2021 27-24 (7-17 SEC)

NCAA TALLAHASSEE REGIONAL  
18-12 H • 7-8 A • 2-4 N

MICKEY DEAN

DATE	OPPONENT	RESULT
Feb. 13	SOUTHEAST MISSOURI STATE	W, 8-0 (5)
Feb. 13	SOUTHEAST MISSOURI STATE	W, 5-1
Feb. 14	SOUTHEAST MISSOURI STATE	W, 3-1

OSPREY/DOLPHIN INVITATIONAL (JACKSONVILLE, FLA.)

Feb. 20	vs. No. 19 South Carolina	W, 5-4
Feb. 20	vs. Jacksonville	W, 5-1
Feb. 21	vs. No. 19 South Carolina	L, 5-6

TIGER INVITATIONAL (AUBURN, ALA.)

Feb. 25	JACKSONVILLE	W, 2-0
Feb. 26	MURRAY STATE	W, 1-0
Feb. 26	MURRAY STATE	W, 3-1
Feb. 27	IUPUI	W, 5-0
Feb. 27	IUPUI	W, 5-0

AUBURN INVITATIONAL (AUBURN, ALA.)

Mar. 4	TROY	W, 8-1
Mar. 5	SOUTHERN MISS	W, 6-4
Mar. 5	SOUTHERN MISS	W, 2-1
Mar. 6	SOUTHEASTERN LOUISIANA	W, 9-2
Mar. 6	SOUTHEASTERN LOUISIANA	W, 9-1 (6)
Mar. 10	at Troy	W, 3-0
Mar. 12 *	No. 4 ALABAMA	L, 0-6
Mar. 13 *	No. 4 ALABAMA	L, 1-4
Mar. 14 *	No. 4 ALABAMA	L, 2-4

WAR EAGLE BATTLE (AUBURN, ALA.)

Mar. 20	KENNESAW STATE	L, 0-2
Mar. 20	No. 13 FLORIDA STATE	L, 1-10 (5)
Mar. 21	No. 13 FLORIDA STATE	W, 2-1
Mar. 21	KENNESAW STATE	W, 4-3
Mar. 26 *	at No. 18 Missouri	L, 1-2 (9)
Mar. 27 *	at No. 18 Missouri	L, 5-6
Mar. 28 *	at No. 18 Missouri	W, 3-0
Apr. 1 *	No. 13 ARKANSAS	L, 1-6
Apr. 2 *	No. 13 ARKANSAS	L, 0-3
Apr. 3 *	No. 13 ARKANSAS	L, 0-2
Apr. 9 *	at Texas A&M	W, 6-2
Apr. 10 *	at Texas A&M	L, 1-4
Apr. 11 *	at Texas A&M	W, 3-1
Apr. 13	ALABAMA STATE	W, 5-0
Apr. 14	at Georgia State	W, 4-1
Apr. 16 *	No. 12 KENTUCKY	W, 5-3
Apr. 17 *	No. 12 KENTUCKY	W, 4-2
Apr. 18 *	No. 12 KENTUCKY	L, 1-5
Apr. 21	at Chattanooga	L, 0-1
Apr. 23 *	at Ole Miss	L, 0-1 (8)
Apr. 24 *	at Ole Miss	L, 1-6
Apr. 25 *	at Ole Miss	W, 3-1
Apr. 30 *	No. 18 TENNESSEE	L, 1-2
May 1 *	No. 18 TENNESSEE	L, 2-3
May 2 *	No. 18 Tennessee	L, 1-2
May 7 *	at No. 16 LSU	L, 1-2
May 8 *	at No. 16 LSU	W, 9-5
May 9 *	at No. 16 LSU	L, 1-4

SEC TOURNAMENT (TUSCALOOSA, ALA.)

May 11	vs. South Carolina	L, 1-3
--------	--------------------	--------

NCAA REGIONAL (TALLAHASSEE, FLA.)

May 21	vs. UCF	L, 4-5
May 22	vs. Kennesaw State	L, 0-1











May 28, 2016	Auburn, Ala.	L	5-3
May 29, 2016	Auburn, Ala.	W	4-1
May 29, 2016	Auburn, Ala.	W	6-1
May 18, 2019	Tucson, Ariz.	L	2-1
May 19, 2019	Tucson, Ariz.	L	12-3
Feb. 22, 2020	Cathedral, City, Calif.	L	2-0

**ARIZONA STATE 1-4 (.200)**

0-1 H • 0-1 A • 1-1 N

DATE	SITE	RESULT	SCORE
Feb. 16, 2002	Tucson, Ariz.	L	4-0
Feb. 24, 2006	Auburn, Ala.	L	1-0 (8)
Feb. 12, 2010	Tempe, Ariz.	L	14-2 (5)
March 7, 2015	Fullerton, Calif.	W	7-4
Feb. 20, 2020	Cathedral City, Calif.	L	13-0 (5)

**ARKANSAS 38-31 (.551)**

21-13 H • 17-17 A • 0-1 N

DATE	SITE	RESULT	SCORE
April 5, 1997	Auburn, Ala.	W	7-6 (10)
April 5, 1997	Auburn, Ala.	W	2-1 (8)
April 6, 1997	Auburn, Ala.	W	2-0
April 6, 1997	Auburn, Ala.	W	9-0
April 3, 1998	Fayetteville, Ark.	L	5-4
April 3, 1998	Fayetteville, Ark.	W	4-2
April 4, 1998	Fayetteville, Ark.	L	5-4
April 4, 1998	Fayetteville, Ark.	L	6-4
April 9, 1999	Auburn, Ala.	L	1-0
April 9, 1999	Auburn, Ala.	L	3-1
April 10, 1999	Auburn, Ala.	L	4-0
April 10, 1999	Auburn, Ala.	L	4-0
Feb. 12, 2000	Grand Prairie, Texas	L	7-4
April 7, 2000	Fayetteville, Ark.	L	2-0
April 7, 2000	Fayetteville, Ark.	L	6-2
April 8, 2000	Fayetteville, Ark.	W	3-1
April 8, 2000	Fayetteville, Ark.	L	4-2
March 24, 2001	Auburn, Ala.	L	6-0
March 24, 2001	Auburn, Ala.	L	5-2
March 25, 2001	Auburn, Ala.	L	4-3
March 23, 2002	Fayetteville, Ark.	L	6-3
March 23, 2002	Fayetteville, Ark.	L	4-0
March 24, 2002	Fayetteville, Ark.	L	3-2
March 15, 2003	Auburn, Ala.	L	4-1
March 16, 2003	Auburn, Ala.	W	2-0
March 16, 2003	Auburn, Ala.	W	3-2
March 13, 2004	Fayetteville, Ark.	W	1-0
March 14, 2004	Fayetteville, Ark.	W	9-0
March 14, 2004	Fayetteville, Ark.	W	3-0
March 12, 2005	Auburn, Ala.	W	4-0
March 12, 2005	Auburn, Ala.	W	10-1
March 13, 2005	Auburn, Ala.	W	10-2
April 22, 2006	Fayetteville, Ark.	W	5-4
April 22, 2006	Fayetteville, Ark.	L	2-0
April 23, 2006	Fayetteville, Ark.	W	2-1
March 27, 2007	Fayetteville, Ark.	W	5-0
March 27, 2007	Fayetteville, Ark.	W	3-2
March 18, 2008	Auburn, Ala.	W	9-6
March 18, 2008	Auburn, Ala.	W	5-3
April 4, 2009	Fayetteville, Ark.	W	4-3 (8)
April 4, 2009	Fayetteville, Ark.	L	4-2
April 5, 2009	Fayetteville, Ark.	W	5-4
May 8, 2010	Auburn, Ala.	W	4-3
May 8, 2010	Auburn, Ala.	W	3-2 (8)
May 9, 2010	Auburn, Ala.	W	2-1
March 11, 2011	Fayetteville, Ark.	W	5-1

March 12, 2011	Fayetteville, Ark.	W	9-1 (6)
March 13, 2011	Fayetteville, Ark.	W	2-0
April 20, 2012	Auburn, Ala.	W	3-2 (8)
April 21, 2012	Auburn, Ala.	W	5-1
April 22, 2012	Auburn, Ala.	L	5-1
May 3, 2013	Fayetteville, Ark.	L	6-0
May 4, 2013	Fayetteville, Ark.	L	8-7 (8)
May 5, 2013	Fayetteville, Ark.	L	5-0
April 24, 2015	Auburn, Ala.	W	9-1 (6)
April 25, 2015	Auburn, Ala.	W	9-1 (5)
April 26, 2015	Auburn, Ala.	W	10-2 (5)
April 15, 2016	Fayetteville, Ark.	W	21-0 (5)
April 16, 2016	Fayetteville, Ark.	W	23-0 (5)
April 17, 2016	Fayetteville, Ark.	W	10-0 (5)
April 20, 2018	Auburn, Ala.	W	11-1 (5)
April 21, 2018	Auburn, Ala.	L	4-2 (10)
April 21, 2018	Auburn, Ala.	W	4-2
May 3, 2019	Fayetteville, Ark.	L	1-0
May 4, 2019	Fayetteville, Ark.	L	7-1
May 5, 2019	Fayetteville, Ark.	L	5-2
April 1, 2021	Auburn, Ala.	L	6-1
April 2, 2021	Auburn, Ala.	L	3-0
April 3, 2021	Auburn, Ala.	L	2-0

**ARMY 1-0 (1.000)**

1-0 H • 0-0 A • 0-0 N

DATE	SITE	RESULT	SCORE
Feb. 10, 2013	Auburn, Ala.	W	8-0

**AUSTIN PEAY 6-0 (1.000)**

5-0 H • 0-0 A • 1-0 N

DATE	SITE	RESULT	SCORE
March 10, 2001	Birmingham, Ala.	W	10-2
Feb. 1, 2002	Auburn, Ala.	W	12-0
Feb. 13, 2004	Auburn, Ala.	W	6-2
Feb. 19, 2005	Auburn, Ala.	W	6-0
Feb. 21, 2009	Auburn, Ala.	W	5-0
Feb. 10, 2013	Auburn, Ala.	W	9-1 (5)

**BALL STATE 6-1 (.857)**

4-1 H • 0-0 A • 2-0 N

DATE	SITE	RESULT	SCORE
March 6, 2001	Auburn, Ala.	L	2-1
March 6, 2001	Auburn, Ala.	W	3-0
March 10, 2001	Birmingham, Ala.	W	8-3
March 11, 2001	Birmingham, Ala.	W	9-1
March 13, 2002	Auburn, Ala.	W	9-0
March 15, 2014	Auburn, Ala.	W	15-3 (5)
Feb. 13, 2015	Auburn, Ala.	W	12-1 (5)

**BAYLOR 0-2 (.000)**

0-0 H • 0-1 A • 0-1 N

DATE	SITE	RESULT	SCORE
Feb. 7, 2004	Waco, Texas	L	2-0
Feb. 7, 2020	Clearwater, Fla.	L	8-0 (5)

**BELMONT 1-0 (1.000)**

1-0 H • 0-0 A • 0-0 N

DATE	SITE	RESULT	SCORE
Feb. 25, 2011	Auburn, Ala.	W	8-5

**BINGHAMTON** **2-0 (1.000)**

DATE	SITE	RESULT	SCORE
Feb. 29, 2020	Auburn, Ala.	W	10-3
March 1, 2020	Auburn, Ala.	W	11-6

**BIRMINGHAM SOUTHERN** **5-0 (1.000)**

DATE	SITE	RESULT	SCORE
Feb. 23, 2003	Macon, Ga.	W	16-0
Feb. 28, 2004	Birmingham, Ala.	W	6-0
Feb. 28, 2004	Birmingham, Ala.	W	3-1
Feb. 19, 2005	Auburn, Ala.	W	8-2
Feb. 24, 2008	Orlando, Fla.	W	8-0

**BOSTON** **0-1 (.000)**

DATE	SITE	RESULT	SCORE
May 17, 2009	Atlanta, Ga.	L	5-0

**BOSTON COLLEGE** **5-1 (.833)**

DATE	SITE	RESULT	SCORE
Feb. 18, 2005	Auburn, Ala.	L	4-2
Feb. 20, 2005	Auburn, Ala.	W	7-6
March 4, 2006	Boca Raton, Fla.	W	10-2 (6)
March 5, 2006	Boca Raton, Fla.	W	9-3
Feb. 25, 2016	Auburn, Ala.	W	5-1
Feb. 26, 2016	Auburn, Ala.	W	6-0

**BOWLING GREEN** **2-0 (1.000)**

DATE	SITE	RESULT	SCORE
March 7, 2008	Auburn, Ala.	W	3-1
Feb. 10, 2012	Auburn, Ala.	W	10-2 (5)

**BRYANT** **2-0 (1.000)**

DATE	SITE	RESULT	SCORE
Feb. 15, 2013	Auburn, Ala.	W	10-0 (5)
March 5, 2016	Auburn, Ala.	W	10-0 (6)

**BUTLER** **1-0 (1.000)**

DATE	SITE	RESULT	SCORE
Feb. 13, 2016	Auburn, Ala.	W	28-2 (5)

**BYU** **1-2 (.333)**

DATE	SITE	RESULT	SCORE
May 19, 2011	Auburn, Ala.	L	2-1
May 20, 2011	Auburn, Ala.	L	4-3
Feb. 11, 2017	Puerto Vallarta, Mexico	W	3-0

**CAL STATE NORTHRIDGE** **1-1 (.500)**

DATE	SITE	RESULT	SCORE
Feb. 20, 2004	San Diego, Calif.	L	3-2
Feb. 21, 2018	Northridge, Calif.	W	8-0

**CAL STATE FULLERTON** **1-2 (.333)**

DATE	SITE	RESULT	SCORE
Feb. 16, 2001	Honolulu, Hawaii	L	4-3 (10)
March 1, 2009	Fullerton, Calif.	W	6-1
March 6, 2015	Fullerton, Calif.	L	3-2

**CALIFORNIA** **3-1 (.750)**

DATE	SITE	RESULT	SCORE
Feb. 27, 2009	Fullerton, Calif.	W	4-1
May 20, 2017	Auburn, Ala.	W	4-3
May 21, 2017	Auburn, Ala.	W	8-2
Feb. 21, 2020	Cathedral City, Calif.	L	1-8

**CAL POLY** **0-1 (.000)**

DATE	SITE	RESULT	SCORE
Feb. 28, 2009	Fullerton, Calif.	L	6-0

**CAMPBELL** **1-0 (1.000)**

DATE	SITE	RESULT	SCORE
Feb. 18, 2011	Auburn, Ala.	W	3-1

**CANISIUS** **0-1 (.000)**

DATE	SITE	RESULT	SCORE
March 28, 1997	Atlanta, Ga.	L	3-1

**CENTENARY** **2-1 (.667)**

DATE	SITE	RESULT	SCORE
Feb. 16, 2001	Honolulu, Hawaii	W	15-1
Feb. 17, 2001	Honolulu, Hawaii	W	8-2
Feb. 12, 2006	Auburn, Ala.	L	9-6

**CENTRAL MICHIGAN** **2-2 (.500)**

DATE	SITE	RESULT	SCORE
March 1, 1997	Boca Raton, Fla.	L	5-0
March 2, 1997	Boca Raton, Fla.	W	2-0
March 3, 2007	Tampa, Fla.	L	2-1
Feb. 20, 2010	Auburn, Ala.	W	6-2

**CHARLESTON SOUTHERN** **3-0 (1.000)**

DATE	SITE	RESULT	SCORE
March 7, 1997	Charleston, S.C.	W	5-0
March 7, 1997	Charleston, S.C.	W	9-1
Feb. 2, 2002	Auburn, Ala.	W	8-0

**CHARLOTTE** **3-0 (1.000)**

DATE	SITE	RESULT	SCORE
March 8, 1997	Conway, S.C.	W	7-3
March 1, 2008	Columbus, Ga.	W	4-0
March 2, 2013	Auburn, Ala.	W	2-1

**CHATTANOOGA** **4-2 (.667)**

DATE	SITE	RESULT	SCORE
Feb. 7, 2003	Auburn, Ala.	W	4-1



Feb. 17, 2013	Auburn, Ala.	L	6-4
Feb. 8, 2015	Auburn, Ala.	W	12-1 (5)
May 6, 2018	Chattanooga, Tenn.	W	7-0
May 6, 2018	Chattanooga, Tenn.	W	9-0
April 21, 2021	Chattanooga, Tenn.	L	1-0

**COASTAL CAROLINA 4-0 (1.000)**

0-0 H • 2-0 A • 2-0 N

DATE	SITE	RESULT	SCORE
March 8, 1997	Conway, S.C.	W	6-3
March 9, 1997	Conway, S.C.	W	6-5
Feb. 26, 1999	Statesboro, Ga.	W	10-1
Feb. 28, 1999	Statesboro, Ga.	W	15-3

**COLLEGE OF CHARLESTON 4-0 (1.000)**

4-0 H • 0-0 A • 0-0 N

DATE	SITE	RESULT	SCORE
Feb. 11, 2005	Auburn, Ala.	W	9-0
Feb. 12, 2005	Auburn, Ala.	W	2-1
March 4, 2017	Auburn, Ala.	W	14-0 (5)
March 5, 2017	Auburn, Ala.	W	8-0 (5)

**COLORADO STATE 2-0 (1.000)**

0-0 H • 0-0 A • 2-0 N

DATE	SITE	RESULT	SCORE
May 17, 2019	Tucson, Ariz.	W	10-5
May 18, 2019	Tucson, Ariz.	W	8-0 (5)

**CONNECTICUT 1-0 (1.000)**

1-0 H • 0-0 A • 0-0 N

DATE	SITE	RESULT	SCORE
March 8, 2011	Auburn, Ala.	W	8-0 (6)

**CREIGHTON 3-0 (1.000)**

2-0 H • 0-0 A • 1-0 N

DATE	SITE	RESULT	SCORE
March 10, 2000	Tampa, Fla.	W	6-2
Feb. 17, 2017	Auburn, Ala.	W	8-0 (5)
Feb. 18, 2017	Auburn, Ala.	W	9-0 (5)

**DARTMOUTH 1-1 (.500)**

0-0 H • 0-0 A • 1-1 N

DATE	SITE	RESULT	SCORE
Feb. 20, 2015	Tampa, Fla.	L	4-2
Feb. 21, 2015	Tampa, Fla.	W	6-3

**DELAWARE 1-0 (1.000)**

1-0 H • 0-0 A • 0-0 N

DATE	SITE	RESULT	SCORE
Feb. 16, 2018	Auburn, Ala.	W	15-0 (5)

**DEPAUL 1-4 (.200)**

0-0 H • 0-0 A • 1-4 N

DATE	SITE	RESULT	SCORE
Feb. 20, 1998	Tampa, Fla.	L	1-0
Feb. 22, 1998	Tampa, Fla.	L	4-0
Feb. 8, 2007	Honolulu, Hawaii	L	7-0
Feb. 10, 2007	Honolulu, Hawaii	L	5-4 (8)
Feb. 20, 2016	Clearwater, Fla.	W	18-0 (5)

**DRAKE 2-0 (1.000)**

1-0 H • 0-0 A • 1-0 N

DATE	SITE	RESULT	SCORE
Feb. 23, 2008	Orlando, Fla.	W	1-0 (9)
Feb. 16, 2019	Auburn, Ala.	W	2-0

**DREXEL 1-0 (1.000)**

1-0 H • 0-0 A • 0-0 N

DATE	SITE	RESULT	SCORE
March 10, 2012	Auburn, Ala.	W	13-0 (5)

**EAST CAROLINA 1-0 (1.000)**

0-0 H • 0-0 A • 1-0 N

DATE	SITE	RESULT	SCORE
March 27, 1998	Midlothian, Va.	W	11-3

**EAST TENNESSEE STATE 2-0 (1.000)**

0-2 H • 0-0 A • 1-0 N

DATE	SITE	RESULT	SCORE
Feb. 8, 2013	Auburn	W	11-3
May 19, 2017	Auburn	W	11-0 (5)

**EASTERN ILLINOIS 2-0 (1.000)**

2-0 H • 0-0 A • 0-0 N

DATE	SITE	RESULT	SCORE
Feb. 14, 2015	Auburn, Ala.	W	9-1 (5)
Feb. 23, 2019	Auburn, Ala.	W	6-0

**EASTERN KENTUCKY 2-1 (.667)**

1-0 H • 1-1 A • 1-0 N

DATE	SITE	RESULT	SCORE
March 23, 1998	Richmond, Ky.	L	2-1
March 23, 1998	Richmond, Ky.	W	4-3
Feb. 13, 2009	Auburn, Ala.	W	7-1

**FLON 0-1 (.000)**

0-0 H • 0-0 A • 1-0 N

DATE	SITE	RESULT	SCORE
March 27, 1998	Midlothian, Va.	W	11-3

**EVANSVILLE 8-0 (1.000)**

8-0 H • 0-0 A • 0-0 N

DATE	SITE	RESULT	SCORE
Feb. 13, 2004	Auburn, Ala.	W	7-0
Feb. 15, 2004	Auburn, Ala.	W	8-0
Feb. 11, 2006	Auburn, Ala.	W	12-7
Feb. 15, 2008	Auburn, Ala.	W	4-0
Feb. 5, 2009	Auburn, Ala.	W	4-0
March 10, 2012	Auburn, Ala.	W	3-1
Feb. 7, 2015	Auburn, Ala.	W	12-0 (5)
Feb. 18, 2017	Auburn, Ala.	W	5-3

**FLORIDA A&M 6-2 (.750)**

2-1 H • 1-1 A • 3-0 N

DATE	SITE	RESULT	SCORE
April 11, 1997	Auburn, Ala.	L	3-2
April 11, 1997	Auburn, Ala.	W	9-1
April 13, 1998	Tallahassee, Fla.	L	5-4
April 13, 1998	Tallahassee, Fla.	W	6-5
Jan. 30, 2004	Miami, Fla.	W	6-1
May 21, 2005	Auburn, Ala.	W	11-2
Feb. 24, 2012	Boca Raton, Fla.	W	9-0 (5)
Feb. 10, 2019	Gulf Shores, Ala.	W	10-2 (6)







## ALL-TIME RESULTS BY OPPONENT

March 14, 2007	Auburn, Ala.	L	5-2
April 16, 2008	Athens, Ga.	L	3-2
April 16, 2008	Athens, Ga.	W	2-1
April 18, 2009	Auburn, Ala.	L	7-2
April 18, 2009	Auburn, Ala.	L	10-0
April 19, 2009	Auburn, Ala.	L	12-6
April 17, 2010	Athens, Ga.	L	7-0
April 17, 2010	Athens, Ga.	L	7-5
April 18, 2010	Athens, Ga.	L	1-0
April 29, 2011	Auburn, Ala.	L	6-1
April 30, 2011	Auburn, Ala.	W	3-1
May 1, 2011	Auburn, Ala.	W	3-2
March 16, 2012	Athens, Ga.	W	2-0
March 17, 2012	Athens, Ga.	L	6-3
March 18, 2012	Athens, Ga.	L	4-2
March 15, 2013	Auburn, Ala.	L	9-3
March 16, 2013	Auburn, Ala.	L	2-0
March 17, 2013	Auburn, Ala.	L	9-8
April 19, 2014	Athens, Ga.	L	11-2 (5)
April 19, 2014	Athens, Ga.	L	8-4
April 20, 2014	Athens, Ga.	W	8-1
April 22, 2016	Auburn, Ala.	W	4-3
April 23, 2016	Auburn, Ala.	W	13-2 (5)
April 24, 2016	Auburn, Ala.	W	2-1
June 4, 2016	Oklahoma City, Okla.	W	4-3
March 31, 2017	Athens, Ga.	W	7-5
April 1, 2017	Athens, Ga.	W	13-4
April 2, 2017	Athens, Ga.	W	4-3
March 29, 2019	Auburn, Ala.	L	7-6
March 30, 2019	Auburn, Ala.	L	3-2
March 31, 2019	Auburn, Ala.	W	9-5

**GREEN BAY 1-0 (.100)**

DATE	SITE	RESULT	SCORE
May 17, 2014	Minneapolis, Minn.	W	9-1

**HARVARD 1-2 (.333)**

DATE	SITE	RESULT	SCORE
March 1, 1997	Boca Raton, Fla.	W	6-5
March 2, 1997	Boca Raton, Fla.	L	5-4
March 3, 1997	Boca Raton, Fla.	L	9-4

**HAWAII 1-2 (.333)**

DATE	SITE	RESULT	SCORE
Feb. 15, 2001	Honolulu, Hawaii	W	3-2
Feb. 17, 2001	Honolulu, Hawaii	L	5-0
Feb. 9, 2007	Honolulu, Hawaii	L	2-1

**HOFSTRA 1-1 (.500)**

DATE	SITE	RESULT	SCORE
May 20, 2004	Stanford, Calif.	L	1-0
Feb. 24, 2007	Columbus, Ga.	W	4-2

**HOUSTON 0-1 (.000)**

DATE	SITE	RESULT	SCORE
May 18, 2012	Austin, Texas	L	2-1

**ILLINOIS 1-1 (.500)**

DATE	SITE	RESULT	SCORE
March 18, 2018	Clearwater, Fla.	W	6-2
Feb. 9, 2020	Clearwater, Fla.	L	0-2

**ILLINOIS STATE 2-3 (.400)**

DATE	SITE	RESULT	SCORE
March 7, 1999	Fullerton, Calif.	L	7-4
Jan. 30, 2004	Miami, Fla.	W	2-0
Feb. 4, 2005	Miami, Fla.	L	3-2 (8)
Feb. 26, 2010	Columbus, Ga.	L	5-4 (8)
Feb. 28, 2014	Kissimmee, Fla.	W	3-2

**ILLINOIS-CHICAGO 1-0 (1.000)**

DATE	SITE	RESULT	SCORE
March 5, 2011	Norman, Okla.	W	3-2

**INDIANA STATE 3-0 (1.000)**

DATE	SITE	RESULT	SCORE
Feb. 18, 2000	Auburn, Ala.	W	11-3
Feb. 14, 2013	Auburn, Ala.	W	7-1
Feb. 28, 2016	Auburn, Ala.	W	21-0 (5)

**INDIANA 4-0 (1.000)**

DATE	SITE	RESULT	SCORE
Feb. 25, 2000	Auburn, Ala.	W	4-3
March 12, 2000	Tampa, Fla.	W	5-3
Feb. 28, 2009	Fullerton, Calif.	W	2-1
March 4, 2016	Auburn, Ala.	W	8-7 (8)

**IOWA STATE 0-1 (.000)**

DATE	SITE	RESULT	SCORE
March 8, 2002	Tallahassee, Fla.	L	4-2

**IOWA 2-2 (.500)**

DATE	SITE	RESULT	SCORE
Feb. 21, 1997	Tempe, Ariz.	L	7-5 (8)
March 5, 2005	Marietta, Ga.	W	2-1
March 6, 2005	Marietta, Ga.	L	16-1
May 15, 2009	Atlanta, Ga.	W	1-0

**IPFW 2-0 (1.000)**

DATE	SITE	RESULT	SCORE
Feb. 11, 2012	Auburn, Ala.	W	2-0
March 14, 2014	Auburn, Ala.	W	10-0 (5)

**IUPUI 2-0 (1.000)**

DATE	SITE	RESULT	SCORE
Feb. 27, 2021	Auburn, Ala.	W	5-0
Feb. 27, 2021	Auburn, Ala.	W	5-0





ALL-TIME RESULTS BY OPPONENT

April 17, 2021	Auburn, Ala.	W	4-2
April 18, 2021	Auburn, Ala.	L	5-1

**LAGRANGE 2-0 (1.000)**

<b>2-0 H • 0-0 A • 0-0 N</b>			
DATE	SITE	RESULT	SCORE
Feb. 14, 1998	Auburn, Ala.	W	8-0
Feb. 14, 1998	Auburn, Ala.	W	9-1

**LIBERTY 3-0 (1.000)**

<b>2-0 H • 0-0 A • 1-0 N</b>			
DATE	SITE	RESULT	SCORE
March 2, 2017	Auburn, Ala.	W	15-0 (5)
March 3, 2017	Auburn, Ala.	W	9-1 (6)
Feb. 8, 2020	Clearwater, Fla	W	5-3

**LIPSCOMB 3-1 (.750)**

<b>2-0 H • 1-0 A • 0-1 N</b>			
DATE	SITE	RESULT	SCORE
Feb. 21, 2003	Macon, Ga.	L	1-0
Feb. 19, 2006	Auburn, Ala.	W	10-0 (5)
March 9, 2008	Auburn, Ala.	W	6-1
March 17, 2009	Nashville, Tenn.	W	5-1

**LIU BROOKLYN 1-0 (1.000)**

<b>0-0 H • 0-0 A • 1-0 N</b>			
DATE	SITE	RESULT	SCORE
Feb. 19, 2017	Clearwater, Fla.	W	9-4

**LONG BEACH STATE 1-1 (.500)**

<b>0-0 H • 0-0 A • 1-1 N</b>			
DATE	SITE	RESULT	SCORE
March 5, 2015	Fullerton, Calif.	W	8-7 (8)
Feb. 24, 2018	Cathedral City, Calif.	L	6-3

**LONGWOOD 3-0 (1.000)**

<b>3-0 H • 0-0 A • 0-0 N</b>			
DATE	SITE	RESULT	SCORE
April 8, 2016	Auburn, Ala.	W	2-1
April 9, 2016	Auburn, Ala.	W	5-2
April 10, 2016	Auburn, Ala.	W	6-5

**LOUISIANA 2-1 (.667)**

<b>2-0 H • 0-0 A • 0-1 N</b>			
DATE	SITE	RESULT	SCORE
Feb. 16, 2003	Monroe, La.	L	9-1
May 22, 2015	Auburn, Ala.	W	12-11 (8)
May 25, 2015	Auburn, Ala.	W	6-3

**LOUISIANA MONROE 1-0 (1.000)**

<b>1-0 H • 0-0 A • 0-0 N</b>			
DATE	SITE	RESULT	SCORE
Feb. 8, 2014	Auburn, Ala.	W	9-2

**LOUISIANA TECH 5-1 (.833)**

<b>4-0 H • 0-0 A • 1-1 N</b>			
DATE	SITE	RESULT	SCORE
Feb. 11, 2000	Grand Prairie, Texas	W	6-0
March 1, 2000	Auburn, Ala.	W	4-3
March 1, 2000	Auburn, Ala.	W	3-0
March 5, 2010	Auburn, Ala.	W	1-0
March 9, 2012	Auburn, Ala.	W	3-0
Feb. 9, 2019	Gulf Shores, Ala.	L	2-1

**LOUISVILLE 1-1 (.500)**

<b>1-0 H • 0-0 A • 0-1 N</b>			
DATE	SITE	RESULT	SCORE
Feb. 8, 2009	Miami, Fla.	L	5-3
March 9, 2019	Auburn, Ala.	W	6-2

**LOYOLA 1-0 (1.000)**

<b>1-0 H • 0-0 A • 0-0 N</b>			
DATE	SITE	RESULT	SCORE
Feb. 14, 2014	Auburn, Ala.	W	11-2 (5)

**LOYOLA MARYMOUNT 2-0 (1.000)**

<b>0-0 H • 0-0 A • 2-0 N</b>			
DATE	SITE	RESULT	SCORE
Feb. 16, 2012	Boca Raton, Fla.	W	10-2 (6)
Feb. 28, 2019	Fullerton, Calif.	W	9-2

**LSU 21-54 (.280)**

<b>9-22 H • 8-25 A • 4-8 N</b>			
DATE	SITE	RESULT	SCORE
March 15, 1997	Auburn, Ala.	L	5-0
March 15, 1997	Auburn, Ala.	L	4-1
March 16, 1997	Auburn, Ala.	L	5-4
March 16, 1997	Auburn, Ala.	L	8-2
May 9, 1997	Columbus, Ga.	W	4-2
March 6, 1998	Baton Rouge, La.	L	5-2
March 6, 1998	Baton Rouge, La.	L	6-3
March 8, 1998	Baton Rouge, La.	L	4-3
March 19, 1999	Auburn, Ala.	L	12-3
March 19, 1999	Auburn, Ala.	L	4-2
March 20, 1999	Auburn, Ala.	L	9-1
March 20, 1999	Auburn, Ala.	L	10-1
March 17, 2000	Baton Rouge, La.	L	6-5
March 17, 2000	Baton Rouge, La.	W	2-1
March 18, 2000	Baton Rouge, La.	L	9-1
March 18, 2000	Baton Rouge, La.	L	9-1
May 11, 2000	Columbus, Ga.	L	8-0
May 5, 2001	Auburn, Ala.	L	9-0
May 5, 2001	Auburn, Ala.	L	6-3
May 6, 2001	Auburn, Ala.	W	7-3
May 10, 2001	Chattanooga, Tenn.	L	6-0
May 12, 2001	Chattanooga, Tenn.	L	4-1
May 1, 2002	Baton Rouge, La.	L	8-0
May 1, 2002	Baton Rouge, La.	W	2-1
May 2, 2002	Baton Rouge, La.	L	5-0
April 26, 2003	Auburn, Ala.	L	2-0
April 26, 2003	Auburn, Ala.	L	5-4
April 27, 2003	Auburn, Ala.	L	10-1
April 24, 2004	Baton Rouge, La.	W	2-1
April 24, 2004	Baton Rouge, La.	L	11-0
May 15, 2004	Tuscaloosa, Ala.	W	2-0
May 16, 2004	Tuscaloosa, Ala.	L	1-0
April 23, 2005	Auburn, Ala.	W	7-4
April 23, 2005	Auburn, Ala.	W	8-0
April 24, 2005	Auburn, Ala.	W	2-0
April 8, 2006	Baton Rouge, La.	L	4-0
April 8, 2006	Baton Rouge, La.	L	6-5
April 9, 2006	Baton Rouge, La.	W	1-0
May 11, 2006	Athens, Ga.	L	4-1
March 31, 2007	Auburn, Ala.	L	9-0 (5)
March 31, 2007	Auburn, Ala.	L	4-1
April 1, 2007	Auburn, Ala.	L	5-2
March 21, 2008	Baton Rouge, La.	L	8-1
March 21, 2008	Baton Rouge, La.	L	5-3 (10)
March 22, 2008	Baton Rouge, La.	L	10-0 (6)











ALL-TIME RESULTS BY OPPONENT

May 19, 2006 Tucson, Ariz. W 4-0
Feb. 27, 2015 Auburn, Ala. W 14-2 (5)
March 18, 2017 Clearwater, Fla. W 8-0 (6)

OHIO 1-0 (.1000)

1-0 H • 0-0 A • 0-0 N

DATE SITE RESULT SCORE
Feb. 19, 2010 Auburn, Ala. W 6-0

OKLAHOMA STATE 4-1 (.800)

1-0 H • 1-1 A • 2-0 N

DATE SITE RESULT SCORE
Feb. 11, 2000 Grand Prairie, Texas W 6-3
March 5, 2011 Stillwater, Okla. W 4-3
March 6, 2012 Stillwater, Okla. L 3-2
Feb. 17, 2012 Auburn, Ala. W 8-0 (5)
Feb. 19, 2016 Clearwater, Fla. W 6-1

OKLAHOMA 2-6 (.250)

0-2 H • 0-1 A • 2-3 N

DATE SITE RESULT SCORE
March 1, 2002 Miami, Fla. L 6-2
March 4, 2011 Norman, Okla. L 6-0
June 6, 2016 Oklahoma City, Okla. L 3-2
June 7, 2016 Oklahoma City, Okla. W 11-7
June 8, 2016 Oklahoma City, Okla. L 2-1
Feb. 9, 2017 Puerto Vallarta, Mexico W 3-2
May 26, 2017 Auburn, Ala. L 4-0
May 27, 2017 Auburn, Ala. L 5-2

OLE MISS 46-21 (.687)

19-13 H • 27-8 A • 0-0 N

DATE SITE RESULT SCORE
April 19, 1997 Oxford, Miss. W 7-4
April 19, 1997 Oxford, Miss. W 4-2
April 20, 1997 Oxford, Miss. W 9-4
April 20, 1997 Oxford, Miss. L 5-0
April 18, 1998 Auburn, Ala. L 4-0
April 18, 1998 Auburn, Ala. W 8-0
April 19, 1998 Auburn, Ala. L 4-3
April 19, 1998 Auburn, Ala. L 10-2
April 23, 1999 Oxford, Miss. W 7-6
April 23, 1999 Oxford, Miss. W 5-0
April 24, 1999 Oxford, Miss. W 6-5
April 24, 1999 Oxford, Miss. W 5-2
April 21, 2000 Auburn, Ala. L 2-1 (9)
April 21, 2000 Auburn, Ala. W 4-2
April 22, 2000 Auburn, Ala. W 6-0
April 22, 2000 Auburn, Ala. L 6-2
March 31, 2001 Oxford, Miss. W 4-0
March 31, 2001 Oxford, Miss. W 13-7 (10)
April 1, 2001 Oxford, Miss. L 3-2
March 30, 2002 Auburn, Ala. W 4-0
March 30, 2002 Auburn, Ala. W 3-0
March 31, 2002 Auburn, Ala. W 4-0
March 22, 2003 Oxford, Miss. W 3-0
March 22, 2003 Oxford, Miss. W 2-0
March 23, 2003 Oxford, Miss. W 4-0
March 20, 2004 Auburn, Ala. W 5-0
March 20, 2004 Auburn, Ala. W 9-0
March 21, 2004 Auburn, Ala. L 3-1
March 19, 2005 Oxford, Miss. L 2-0
March 19, 2005 Oxford, Miss. W 4-0
March 20, 2005 Oxford, Miss. W 4-3

May 6, 2006 Auburn, Ala. W 2-0
May 6, 2006 Auburn, Ala. L 5-4
May 7, 2006 Auburn, Ala. L 6-5
March 17, 2007 Auburn, Ala. L 4-2
March 17, 2007 Auburn, Ala. L 3-2
March 18, 2007 Auburn, Ala. W 3-1
March 15, 2008 Oxford, Miss. W 3-1
March 15, 2008 Oxford, Miss. W 5-0
March 16, 2008 Oxford, Miss. W 3-2 (11)
March 7, 2009 Auburn, Ala. W 9-8 (13)
March 7, 2009 Auburn, Ala. W 4-3
March 8, 2009 Auburn, Ala. W 8-5
April 24, 2010 Oxford, Miss. W 3-2
April 24, 2010 Oxford, Miss. W 3-0
April 25, 2010 Oxford, Miss. L 6-5
March 25, 2011 Auburn, Ala. W 4-1
March 26, 2011 Auburn, Ala. L 2-1
March 27, 2011 Auburn, Ala. W 8-0 (5)
March 30, 2012 Oxford, Miss. W 9-5 (10)
March 31, 2012 Oxford, Miss. W 7-4
April 1, 2012 Oxford, Miss. L 6-1
April 5, 2013 Auburn, Ala. W 9-0 (6)
April 6, 2013 Auburn, Ala. W 2-1
April 7, 2013 Auburn, Ala. L 11-9
March 14, 2015 Oxford, Miss. W 14-3 (5)
March 15, 2015 Oxford, Miss. W 7-3
March 16, 2015 Oxford, Miss. W 10-2 (6)
April 7, 2017 Auburn, Ala. W 3-1
April 8, 2017 Auburn, Ala. L 10-4
April 9, 2017 Auburn, Ala. W 3-1
March 30, 2018 Oxford, Miss. W 3-1
March 31, 2018 Oxford, Miss. W 5-1
April 1, 2018 Oxford, Miss. L 3-2 (8)
April 23, 2021 Oxford, Miss. L 1-0
April 24, 2021 Oxford, Miss. L 6-1
April 25, 2021 Oxford, Miss. W 3-1

OREGON 1-3 (.250)

0-0 H • 0-0 A • 1-3 N

DATE SITE RESULT SCORE
March 7, 1999 Fullerton, Calif. L 6-2
May 21, 2010 Atlanta, Ga. L 1-0
Feb. 28, 2014 Kissimmee, Fla. L 3-0
March 1, 2019 Fullerton, Calif. W 8-0 (5)

OREGON STATE 1-0 (1.000)

0-0 H • 0-0 A • 1-0 N

DATE SITE RESULT SCORE
Feb. 24, 2018 Cathedral City, Calif. W 10-7

PACIFIC 1-2 (.333)

0-0 H • 0-0 A • 1-2 N

DATE SITE RESULT SCORE
March 6, 1999 Fullerton, Calif. L 6-2
Feb. 8, 2004 Waco, Texas L 2-1
March 5, 2015 Fullerton, Calif. W 4-1

PENN STATE 2-1 (.667)

0-0 H • 0-0 A • 2-1 N

DATE SITE RESULT SCORE
Feb. 19, 1999 College Station, Texas W 7-3
Feb. 20, 1999 College Station, Texas W 3-0
March 4, 2012 Orlando, Fla. L 3-2













Feb. 4, 2005	Auburn, Ala.	W	6-4
March 2, 2007	Tampa, Fla.	W	9-0 (6)
Feb. 20, 2015	Tampa, Fla.	W	6-2
Feb. 22, 2015	Tampa, Fla.	W	8-0 (5)
Feb. 19, 2016	Clearwater, Fla.	W	6-0
March 17, 2017	Tampa, Fla.	W	4-0

**UTAH 1-1 (.500)**

**0-0 H • 0-0 A • 1-1 N**

DATE	SITE	RESULT	SCORE
Feb. 23, 2001	Santa Barbara, Calif.	L	4-3
March 2, 2007	Tampa, Fla.	W	9-1 (5)

**UTSA 2-0 (1.000)**

**0-0 H • 0-0 A • 2-0 N**

DATE	SITE	RESULT	SCORE
Feb. 11, 2000	Grand Prairie, Texas	W	5-0
Feb. 28, 2019	Fullerton, Calif.	W	7-1

**VALPARAISO 1-0 (1.000)**

**1-0 H • 0-0 A • 0-0 N**

DATE	SITE	RESULT	SCORE
March 7, 2010	Auburn, Ala.	W	6-3 (9)

**VILLANOVA 2-0 (1.000)**

**2-0 H • 0-0 A • 0-0 N**

DATE	SITE	RESULT	SCORE
Feb. 22, 2019	Auburn, Ala.	W	8-0 (5)
Feb. 24, 2019	Auburn, Ala.	W	11-1 (6)

**VIRGINIA TECH 2-1 (.667)**

**2-1 H • 0-0 A • 1-0 N**

DATE	SITE	RESULT	SCORE
Feb. 17, 2007	Auburn, Ala.	L	1-0
Feb. 27, 2010	Auburn, Ala.	W	2-0
Feb. 19, 2012	Auburn, Ala.	W	1-0

**VIRGINIA 0-1 (0.000)**

**0-0 H • 0-0 A • 0-1 N**

DATE	SITE	RESULT	SCORE
March 27, 1998	Midlothian, Va.	L	2-1

**WASHINGTON 0-5 (.000)**

**0-0 H • 0-0 A • 0-5 N**

DATE	SITE	RESULT	SCORE
Feb. 28, 1998	Columbus, Ga.	L	1-0
March 5, 1999	Fullerton, Calif.	L	5-3
Feb. 11, 2010	Tempe, Ariz.	L	5-0
Feb. 9, 2017	Puerto Vallarta, Mexico	L	1-2 (10)
March 1, 2019	Fullerton, Calif.	L	8-6 (9)

**WESTERN CAROLINA 3-0 (1.000)**

**3-0 H • 0-0 A • 0-0 N**

DATE	SITE	RESULT	SCORE
Feb. 20, 2011	Auburn, Ala.	W	7-2
March 2, 2018	Auburn, Ala.	W	9-0 (5)
March 3, 2018	Auburn, Ala.	W	5-0

**WESTERN ILLINOIS 5-0 (1.000)**

**5-0 H • 0-0 A • 0-0 N**

DATE	SITE	RESULT	SCORE
Feb. 19, 2011	Auburn, Ala.	W	8-1
Feb. 15, 2014	Auburn, Ala.	W	6-0

Feb. 27, 2016	Auburn, Ala.	W	14-1 (5)
March 3, 2018	Auburn, Ala.	W	6-2
March 4, 2018	Auburn, Ala.	W	7-0

**WESTERN KENTUCKY 3-0 (1.000)**

**2-0 H • 0-0 A • 1-0 N**

DATE	SITE	RESULT	SCORE
Feb. 14, 2009	Auburn, Ala.	W	5-3 (8)
Feb. 12, 2016	Auburn, Ala.	W	19-1 (5)
Feb. 8, 2019	Gulf Shores, Ala.	W	8-0 (5)

**WICHITA STATE 5-0 (1.000)**

**3-0 H • 0-0 A • 2-0 N**

DATE	SITE	RESULT	SCORE
Feb. 19, 2000	Auburn, Ala.	W	7-0
Feb. 20, 2000	Auburn, Ala.	W	7-3
March 2, 2002	Miami, Fla.	W	4-2
Feb. 7, 2004	Waco, Texas	W	7-0
Feb. 8, 2018	Auburn, Ala.	W	2-0

**WINTHROP 3-1 (.750)**

**3-1 H • 0-0 A • 0-0 N**

DATE	SITE	RESULT	SCORE
Feb. 29, 2008	Auburn, Ala.	L	1-0
Feb. 20, 2009	Auburn, Ala.	W	1-0
Feb. 16, 2014	Auburn, Ala.	W	16-0 (5)
Feb. 15, 2015	Auburn, Ala.	W	15-4 (5)

**WISCONSIN 1-3 (.250)**

**0-0 H • 0-0 A • 1-3 N**

DATE	SITE	RESULT	SCORE
Feb. 23, 1997	Tempe, Ariz.	L	8-4
Feb. 23, 1997	Tempe, Ariz.	L	2-0
Feb. 14, 2010	Tempe, Ariz.	W	7-0
Feb. 22, 2018	Cathedral City, Calif.	L	3-2

**WRIGHT STATE 2-0 (1.000)**

**1-0 H • 0-0 A • 1-0 N**

DATE	SITE	RESULT	SCORE
Feb. 21, 2003	Macon, Ga.	W	8-0
Feb. 10, 2012	Auburn, Ala.	W	12-4

**YALE 1-0 (1.000)**

**1-0 H • 0-0 A • 0-0 N**

DATE	SITE	RESULT	SCORE
Feb. 25, 2017	Auburn, Ala.	W	9-0 (5)

**YOUNGSTOWN STATE 1-0 (1.000)**

**0-0 H • 0-0 A • 1-0 N**

DATE	SITE	RESULT	SCORE
March 29, 1998	Atlanta, Ga.	W	9-8

**1997***Eastern Division*

TEAM	SEC	OVERALL
South Carolina *^!	25-1	63-5
Tennessee	20-7	45-22
Florida	16-8	42-25
Georgia	7-21	25-33
Kentucky	2-23	11-44

*Western Division*

LSU ^	18-6	44-14
Alabama	16-14	39-29
Auburn	15-15	34-35
Arkansas	12-16	16-42
Mississippi State	11-17	29-27
Ole Miss	7-21	22-41

**1998***Eastern Division*

TEAM	SEC	OVERALL
Florida *^	23-5	47-22
South Carolina	15-11	36-21
Tennessee	13-15	37-31
Georgia	11-17	34-26
Kentucky	6-22	19-43

*Western Division*

LSU ^	23-6	58-14
Alabama !	19-7	49-18
Mississippi State	15-11	36-21
Arkansas	13-17	21-38
Ole Miss	9-21	26-40
Auburn	6-21	16-40

**1999***Eastern Division*

TEAM	SEC	OVERALL
Tennessee ^	17-11	44-27
South Carolina ^	17-11	49-21
Florida	13-15	34-29
Georgia	11-17	28-31
Kentucky	6-22	23-44

*Western Division*

LSU *^!	27-3	56-10
Alabama	19-11	39-26
Arkansas	17-13	46-29
Mississippi State	15-15	38-29
Auburn	11-19	27-32-1
Ole Miss	7-23	25-36

**2000***Eastern Division*

TEAM	SEC	OVERALL
Kentucky ^	15-13	36-29
Florida	13-14	46-30
South Carolina !	11-16	41-28
Georgia	9-19	28-33
Tennessee	5-22	29-34

*Western Division*

LSU *^	26-4	59-13
Alabama	25-5	66-14
Arkansas	19-11	44-31
Mississippi State	17-13	44-27
Auburn	10-19	34-31
Ole Miss	8-22	21-42

**2001***Eastern Division*

Team	SEC	Overall
South Carolina ^	18-8	40-20-1
Florida	14-15	37-28
Kentucky	10-18	27-34
Georgia	9-18	33-26
Tennessee	9-20	24-35

*Western Division*

LSU *^!	26-4	59-11
Alabama	24-6	50-11
Mississippi State	19-11	36-26
Arkansas	14-16	36-30
Auburn	10-20	31-32
Ole Miss	5-22	18-40

**2002***Eastern Division*

TEAM	SEC	OVERALL
South Carolina ^	20-10	46-20
Georgia	18-12	59-17
Florida	12-18	32-35
Tennessee	8-17	35-25-1
Kentucky	6-21	24-32

*Western Division*

LSU ^	18-6	44-14
Alabama	16-14	39-29
Auburn	15-15	34-35
Arkansas	12-16	16-42
Mississippi State	11-17	29-27
Ole Miss	7-23	25-29

**2003***Eastern Division*

TEAM	SEC	OVERALL
Georgia *^	23-6	57-14
South Carolina	18-10	41-20
Florida	19-11	41-25
Tennessee	14-15	45-25
Kentucky	3-26	16-40

*Western Division*

Alabama ^!	22-8	49-21
LSU	20-9	50-18
Auburn	13-16	26-31
Mississippi State	13-16	34-30
Arkansas	8-22	24-36
Ole Miss	8-22	19-34

**2004***Eastern Division*

Team	SEC	Overall
Tennessee ^	20-8	53-14
Georgia	20-10	55-17
Florida	16-13	40-18
South Carolina	12-18	27-22
Kentucky	6-24	25-31-1

*Western Division*

LSU *^!	22-6	57-12
Auburn	19-10	42-18
Alabama	18-12	42-18
Mississippi State	14-15	38-24
Ole Miss	8-21	15-37
Arkansas	6-24	18-40

**2005***Eastern Division*

TEAM	SEC	OVERALL
Georgia *^	26-4	55-15
Tennessee	20-8	67-15
Florida	18-12	41-23
South Carolina	11-16	28-28-1
Kentucky	4-25	20-41

*Western Division*

Alabama ^!	23-7	63-15
Auburn	21-8	50-18
Mississippi State	12-18	31-23
LSU	12-18	31-23
Ole Miss	10-20	30-28
Arkansas	4-25	19-43



**2006**

*Eastern Division*

TEAM	SEC	OVERALL
Georgia ^	24-6	54-15
Tennessee !	21-9	61-12
Florida	17-13	43-25
South Carolina	8-21	28-30
Kentucky	4-26	21-36

*Western Division*

Alabama *^	25-4	54-11
LSU	22-8	55-14
Auburn	15-15	36-22
Arkansas	10-19	26-35
Ole Miss	10-20	24-36
Mississippi State	7-22	33-28

**2007**

*Eastern Division*

TEAM	SEC	OVERALL
Tennessee *^	23-4	63-8
Florida	17-11	50-22
Georgia	13-15	46-28
South Carolina	12-16	38-26
Kentucky	4-24	20-31

*Western Division*

LSU ^!	22-6	55-12
Alabama	21-6	55-10
Mississippi State	14-14	35-27
Ole Miss	11-17	24-34
Auburn	10-18	26-30
Arkansas	6-22	21-43

**2008**

*Eastern Division*

TEAM	SEC	OVERALL
Florida *^!	27-1	70-5
Tennessee	14-12	50-16
Georgia	14-14	46-24
South Carolina	8-18	21-26
Kentucky	3-25	17-37

*Western Division*

Alabama ^	25-3	58-8
LSU	17-11	44-12
Auburn	13-14	38-22
Mississippi State	13-14	41-22
Ole Miss	9-19	26-28
Arkansas	8-20	37-29

**2009**

*Eastern Division*

TEAM	SEC	OVERALL
Florida *^!	26-1	63-5
Georgia	18-7	47-12
Tennessee	12-12-1	40-18-1
Kentucky	13-14	34-23
South Carolina	6-21	21-24

*Western Division*

Alabama ^	21-6	54-11
LSU	15-10-1	34-18
Arkansas	10-16	27-29
Auburn	9-19	30-29
Mississippi State	8-19	28-28
Ole Miss	7-20	23-29

**2010**

*Eastern Division*

TEAM	SEC	OVERALL
Florida ^	20-4	49-10
Georgia	18-8	50-13
Tennessee	17-8	49-15
Kentucky	13-15	32-27
South Carolina	1-27	11-40

*Western Division*

Alabama *^!	23-4	52-11
LSU	20-8	45-16
Auburn	11-17	31-26
Arkansas	10-18	28-29
Ole Miss	8-19	29-27
Mississippi State	7-20	26-29

**2011**

*Eastern Division*

TEAM	SEC	OVERALL
Florida *^	21-7	56-13
Tennessee !	20-8	49-12
Georgia	17-9	51-14
Kentucky	14-9	40-16
South Carolina	6-22	26-30

*Western Division*

Alabama ^	19-6	53-11
LSU	19-9	40-18
Auburn	15-13	40-19
Mississippi State	10-18	24-32
Ole Miss	3-23	14-39
Arkansas	3-23	13-39

**2012**

*Eastern Division*

TEAM	SEC	OVERALL
Tennessee ^	22-6	52-14
Florida	21-7	48-13
Georgia	17-11	45-17
Kentucky	15-13	30-30
South Carolina	3-25	23-32

*Western Division*

Alabama *^!	23-5	60-8
LSU	15-13	40-25
Auburn	12-16	33-23
Mississippi State	12-16	33-24
Ole Miss	7-21	22-32
Arkansas	7-21	29-28

**2013**

*Eastern Division*

TEAM	SEC	OVERALL
Florida *^!	18-6	58-12
Tennessee	16-6	52-12
Missouri	15-8	34-14
Georgia	14-9	40-21
Kentucky	13-11	41-21
South Carolina	8-16	34-25

*Western Division*

LSU	15-8	42-16
Arkansas	12-10	36-20
Alabama	13-11	45-15
Texas A&M	10-13	42-18
Mississippi State	8-16	32-23
Auburn	7-17	30-23
Ole Miss	3-21	35-31

**2014**

TEAM	SEC	OVERALL
Alabama !	19-5	53-13
Tennessee	17-7	46-12
Missouri	15-9	43-18
Florida	15-9	55-12
Georgia *	15-9	49-15
LSU	13-11	38-24
Kentucky	13-11	50-19
South Carolina	11-13	36-22
Auburn	11-13	42-19-1
Mississippi State	10-14	39-21
Texas A&M	9-15	37-21
Arkansas	5-19	27-28
Ole Miss	3-21	22-31



## ALL-TIME SEC STANDINGS

## 2015

TEAM	SEC	OVERALL
Florida !	18-5	60-7
Auburn *	18-6	56-11
Alabama	17-7	48-15
LSU	15-9	52-14
Tennessee	15-9	47-17
Georgia	14-9	44-17
Missouri	14-10	42-16
Texas A&M	12-12	40-20
South Carolina	10-14	38-22
Mississippi State	10-14	36-21
Ole Miss	6-18	30-25
Kentucky	5-19	32-26
Arkansas	1-23	16-37

## 2016

TEAM	SEC	OVERALL
Florida !	20-4	56-7
Kentucky	17-7	46-14
Tennessee	16-7	43-16
Auburn *	16-7	58-12
Alabama	16-8	51-14
Missouri	14-10	42-16
LSU	13-11	52-18
Georgia	12-12	46-20
Ole Miss	11-13	41-22
Texas A&M	9-15	39-20
South Carolina	7-17	38-23
Mississippi State	3-21	26-31
Arkansas	1-23	17-39

## 2017

TEAM	SEC	OVERALL
Florida !	20-3	58-10
Auburn	17-7	49-12
Tennessee	16-7	48-12
Texas A&M	16-7	47-13
Alabama	12-11	46-18
LSU	12-12	48-22
Kentucky	12-12	39-19
Ole Miss *	10-14	43-20
Mississippi State	10-14	36-22
South Carolina	8-15	34-25
Missouri	7-16	29-28
Arkansas	7-17	31-24
Georgia	6-18	35-23

## 2018

TEAM	SEC	OVERALL
Florida !*	20-4	56-11
Georgia	16-8	48-13
South Carolina	15-9	49-17
Tennessee	14-10	48-14
LSU	13-10	45-17
Texas A&M	13-11	44-18
Arkansas	12-12	42-17
Alabama	12-12	36-20
Auburn	11-12	41-17
Kentucky	8-15	35-21
Mississippi State	7-17	38-23
Ole Miss	7-17	32-25
Missouri	6-17	30-29

## 2019

TEAM	SEC	OVERALL
Alabama !	18-6	60-10
Tennessee	14-10	43-17
LSU	14-10	43-19
Kentucky	14-10	36-24
Ole Miss	13-10	41-20
Florida *	12-12	49-18
Missouri	12-12	35-25
Georgia	12-12	42-19
Arkansas	12-12	38-20
Auburn	10-14	39-21
South Carolina	9-14	38-19
Mississippi State	9-15	35-23
Texas A&M	6-18	28-27

## 2020

TEAM	SEC	OVERALL
Florida	3-0	23-4
Missouri	3-0	19-7
Kentucky	2-1	20-4
Georgia	2-1	23-5
Alabama	2-1	14-8
Texas A&M	2-2	17-9
Arkansas	1-2	19-6
South Carolina	1-2	17-6
Mississippi State	0-0	25-3
LSU	0-0	21-3
Tennessee	0-0	14-9
Auburn	0-3	16-11
Ole Miss	0-3	0-0

NO SEC CHAMPION CROWNED DUE TO COVID-19 PANDEMIC

## 2021

TEAM	SEC	OVERALL
Florida !	19-5	45-11
Arkansas !	19-5	43-11
Alabama *	18-6	52-9
Missouri	15-9	42-17
Kentucky	13-11	43-16
LSU	13-11	35-22
Tennessee	12-11	42-15
Ole Miss	12-12	36-22
Mississippi State	8-15	35-25
Texas A&M	8-16	32-23
Georgia	7-17	34-23
Auburn	7-17	27-24
South Carolina	4-20	26-26

\* - SEC Tournament Champion

^ - Division Champion

! - SEC Champion



**AUBURN ALL-TIME FINISHES IN FINAL SEC STANDINGS**

**1ST (0 TIMES)**

**2ND (2 TIME)**

2015  
2017

**3RD (1 TIME)**

2005

**4TH (2 TIMES)**

2004  
2016

**5TH (1 TIME)**

2002

**6TH (4 TIMES)**

1997  
2006  
2008  
2011

**7TH (3 TIMES)**

2003  
2010  
2012

**8TH (3 TIMES)**

2000  
2001  
2009

**9TH (4 TIMES)**

1999  
2007  
2014  
2018

**10TH (2 TIMES)**

1998  
2019

**11TH (0 TIMES)**

**12TH (3 TIME)**

2013  
2020\*  
2021

**13TH (0 TIMES)**



USA TODAY/NATIONAL FASTPITCH COACHES POLL

Table with 17 columns: PRESEASON, WEEK 1-15, FINAL. Rows from 1997 to 2021 showing national rankings for USA Today/National Fastpitch Coaches Poll.

ESPN.COM/USA SOFTBALL COLLEGIATE TOP 25

Table with 17 columns: PRESEASON, WEEK 1-15, FINAL. Rows from 2003 to 2021 showing national rankings for ESPN.com/USA Softball Collegiate Top 25.

SOFTBALL AMERICA

Table with 17 columns: PRESEASON, WEEK 1-15, FINAL. Rows for 2019, 2020, and 2021 showing national rankings for Softball America.

DI SOFTBALL

Table with 17 columns: PRESEASON, WEEK 1-15, FINAL. Rows for 2020 and 2021 showing national rankings for DI Softball.



---

# POSTSEASON HISTORY



## NCAA SEC TOURNAMENT RESULTS

## 1997 • COLUMBUS, GA. • NO. 6 SEED

Date	Opponent	Result	Auburn Pitcher (Record)
5/9	(3) Tennessee	W, 2-0	Espinoza (12-12)
5/9	(2) LSU	W, 4-2	Espinoza (13-12)
5/10	(1) South Carolina	L, 9-0	Espinoza (13-13)
5/10	(5) Florida	L, 5-7	Sease (12-11)

## 2000 • COLUMBUS, GA. • NO. 8 SEED

Date	Opponent	Result	Auburn Pitcher (Record)
5/11	(1) LSU	L, 8-0	Rasmussen (13-7)
5/12	(5) Mississippi State	L, 9-3	Lofton (14-16)

## 2001 • CHATTANOOGA, TENN. • NO. 8 SEED

Date	Opponent	Result	Auburn Pitcher (Record)
5/10	(1) LSU	L, 6-0	DuBois (8-8)
5/11	(5) Florida	W, 4-1	DuBois (9-8)
5/12	(3) Alabama	W, 5-3	Petrie (3-2)
5/13	(1) LSU	L, 4-1	Petrie (3-3)

## 2002 • CHATTANOOGA, TENN. • NO. 5 SEED

Date	Opponent	Result	Auburn Pitcher (Record)
5/9	(4) Georgia	L, 4-3	Lofton (11-13)
5/10	(8) Florida	W, 7-1	Lofton (12-13)
5/11	(3) Alabama	L, 5-4	Lofton (12-14)

## 2003 • PLANT CITY, FLA. • NO. 7 SEED

Date	Opponent	Result	Auburn Pitcher (Record)
5/8	(2) Alabama	L, 4-0	Keyes (12-15)
5/9	(6) Tennessee	L, 4-3 (9)	Keyes (12-16)

## 2004 • TUSCALOOSA, ALA. • NO. 4 SEED

Date	Opponent	Result	Auburn Pitcher (Record)
5/13	(5) Alabama	L, 7-1	Keyes (24-10)
5/14	(8) South Carolina	W, 2-0	Keyes (25-10)
5/15	(7) Mississippi State	W, 4-3	Keyes (26-10)
5/15	(1) LSU	W, 2-0	Keyes (27-10)
5/16	(1) LSU	L, 1-0	DiPietro (6-3)

## 2005 • GAINESVILLE, FLA. • NO. 3 SEED

Date	Opponent	Result	Auburn Pitcher (Record)
5/12	(6) South Carolina	W, 8-0	Currie (23-8)
5/13	(2) Alabama	L, 9-5	Currie (23-9)
5/14	(8) LSU	W, 4-3	Currie (24-9)
5/14	(1) Georgia	L, 7-3	DiPietro (22-7)

## 2006 • ATHENS, GA. • NO. 6 SEED

Date	Opponent	Result	Auburn Pitcher (Record)
5/11	(3) LSU	L, 4-1	Currie (18-12)

## 2008 • BATON ROUGE, LA. • NO. 6 SEED

Date	Opponent	Result	Auburn Pitcher (Record)
5/8	(3) LSU	L, 4-0	Thompson (12-11)

## 2009 • KNOXVILLE, TENN. • NO. 8 SEED

Date	Opponent	Result	Auburn Pitcher (Record)
5/7	(1) Florida	L, 3-0	Thompson (14-15)

## 2010 • FAYETTEVILLE, ARK. • NO. 7 SEED

Date	Opponent	Result	Auburn Pitcher (Record)
5/13	(2) Florida	L, 9-1	Thompson (17-9)

## 2011 • OXFORD, MISS. • NO. 7 SEED

Date	Opponent	Result	Auburn Pitcher (Record)
5/12	(2) Florida	W, 6-2	Bunner (16-6)
5/13	(3) Tennessee	L, 2-1	Loree (9-5)

## 2012 • TUSCALOOSA, ALA. • NO. 7 SEED

Date	Opponent	Result	Auburn Pitcher (Record)
5/10	(2) Tennessee	L, 2-1	Loree (11-9)

## 2014 • COLUMBIA, S.C. • NO. 9 SEED

Date	Opponent	Result	Auburn Pitcher (Record)
5/7	(8) South Carolina	W, 7-5	Davis (20-10)
5/8	(1) Alabama	L, 8-4	Harper (17-5)

## 2015 • BATON ROUGE, LA. • NO. 2 SEED

Date	Opponent	Result	Auburn Pitcher (Record)
5/7	(7) Missouri	W, 5-2	Davis (21-2)
5/8	(3) Alabama	W, 7-1	Harper (11-4)
5/9	(5) Tennessee	W, 6-5 (9)	Walters (17-3)

## 2016 • STARKVILLE, MISS. • NO. 4 SEED

Date	Opponent	Result	Auburn Pitcher (Record)
5/13	(5) Alabama	W, 6-4	Martin (12-3)
5/13	(1) Florida	W, 2-1	Carlson (15-1)
5/14	(7) LSU	W, 7-1	Martin (13-3)

## 2017 • KNOXVILLE, TENN. • NO. 2 SEED

Date	Opponent	Result	Auburn Pitcher (Record)
5/7	(7) Kentucky	W, 2-0	Carlson (26-3)
5/9	(6) LSU	L, 6-0	Carlson (26-4)

## 2018 • COLUMBIA, MO. • NO. 9 SEED

Date	Opponent	Result	Auburn Pitcher (Record)
5/9	(8) Alabama	L, 6-4	Martin (15-6)

## 2019 • COLLEGE STATION, TEXAS. • NO. 10 SEED

Date	Opponent	Result	Auburn Pitcher (Record)
5/8	(7) Missouri	W, 3-0	Harris (10-5)
5/9	(2) Tennessee	W, 2-0	Swindle (10-8)
5/10	(6) Florida	L, 3-0	Harris (10-6)

## 2021 • TUSCALOOSA, ALA. • NO. 12 SEED

Date	Opponent	Result	Auburn Pitcher (Record)
5/11	(13) South Carolina	L, 1-3	Penta (9-9)





## SEC TOURNAMENT RECORDS

### TEAM

#### HITTING

AB _____	37, vs. Tennessee (5/9/15)
Runs _____	8, vs. South Carolina (5/12/05)
Hits _____	14, vs. Alabama (5/11/02)
RBI _____	7 (2x), last vs. Alabama (5/8/02)
Doubles _____	4, vs. Alabama (5/11/02)
Triples _____	
Home Runs _____	2 (2x), last vs. Alabama (5/8/14)
Sacrifice Hits _____	5, vs. Tennessee (5/9/03)
Sacrifice Flies _____	1 (5x), vs. LSU (5/15/04)

#### PITCHING

Innings _____	9.0, vs. Tennessee (5/9/15)
Strikeouts _____	9 (2x), last vs. South Carolina (5/11/21)
Hits _____	13, vs. Alabama (5/13/05)
Runs _____	9 (3x) last vs. Florida (5/13/10)
Earned Runs _____	7, vs. Alabama (5/13/05)
Walks _____	6, vs. Alabama (5/13/05)

### INDIVIDUAL

#### HITTING

At Bats _____	5 (5x), last Carlee Wallace vs. Tennessee (5/9/15)
Runs _____	3 (2x), last Emily Carosone vs. Alabama (5/8/15)
Hits _____	4 (2x), last Emily Carosone vs. Tennessee (5/9/15)
RBI _____	4, Michelle Martin vs. Alabama (5/12/01)
Doubles _____	1 (5x), last Alyssa Rivera vs. South Carolina (5/11/21)
Triples _____	
Home Runs _____	1 (18x), last Morgan Podany vs. Missouri (5/8/19)
Sacrifice Hits _____	2 (2x), Martha Phillips vs. Tennessee (5/9/03)
Sacrifice Flies _____	1 (6x), last Makenna Dowell vs. South Carolina (5/11/21)
Stolen Bases _____	1 (20x), last Alyssa Rivera vs. South Carolina (5/11/21)

#### PITCHING

Innings _____	8.2, Kristen Keyes vs. Tennessee (5/9/03)
Strikeouts _____	8, KK Dismukes vs. South Carolina (5/11/21)
Hits Allowed _____	13, Jamie Rasmussen vs. LSU (5/11/00)
Runs Allowed _____	8, Jamie Rasmussen vs. LSU (5/11/00)
Earned Runs Allowed _____	7, Jamie Rasmussen vs. LSU (5/11/00)
Walks Allowed _____	5, Jamie Rasmussen vs. LSU (5/11/00)

### AUBURN VS. TEAMS

Alabama _____	3-6
Arkansas _____	0-0
Florida _____	4-4
Georgia _____	0-2
Kentucky _____	1-0
LSU _____	4-7
Mississippi State _____	1-1
Missouri _____	2-0
Ole Miss _____	0-0
South Carolina _____	3-2
Tennessee _____	3-3
Texas A&M _____	0-0
<b>TOTAL _____</b>	<b>21-24</b>

### AUBURN VS. SEEDS

No. 1 _____	2-8
No. 2 _____	3-4
No. 3 _____	3-4
No. 4 _____	0-1
No. 5 _____	3-2
No. 6 _____	1-3
No. 7 _____	5-0
No. 8 _____	4-1
No. 9 _____	0-0
No. 10 _____	0-0
No. 11 _____	0-0
No. 12 _____	0-0
No. 13 _____	0-1

### AUBURN AS SEEDS

No. 1 _____	0-0
No. 2 _____	4-1
No. 3 _____	2-2
No. 4 _____	6-2
No. 5 _____	1-2
No. 6 _____	2-4
No. 7 _____	1-5
No. 8 _____	2-5
No. 9 _____	1-2
No. 10 _____	2-1
No. 11 _____	0-0
No. 12 _____	0-1
No. 13 _____	0-0



## NCAA REGIONAL RESULTS

## 2002 • TALLAHASSEE, FLA. • NO. 4 SEED

Date	Opponent	Result	Auburn Pitcher (Record)
5/16	Florida State	L, 2-1	Keyes (21-11)
5/17	FAU	L, 4-2	Keyes (21-12)

## 2004 • STANFORD, CALIF. • NO. 2 SEED

Date	Opponent	Result	Auburn Pitcher (Record)
5/20	Hofstra	L, 1-0 (9)	Keyes (27-11)
5/20	Fresno State	L, 3-1 (10)	Keyes (27-12)

## 2005 • AUBURN, ALA. • NO. 2 SEED

Date	Opponent	Result	Auburn Pitcher (Record)
5/20	Florida State	L, 5-0	Currie (24-10)
5/21	Florida A&M	W, 11-2 (6)	DiPietro (23-7)
5/21	Florida State	L, 2-0	Currie (24-11)

## 2006 • TUCSON, ARIZ. • NO. 2 SEED

Date	Opponent	Result	Auburn Pitcher (Record)
5/18	Ohio State	L, 1-0 (10)	Currie (18-13)
5/19	Marist	W, 14-0 (5)	Currie (19-13)
5/19	Ohio State	W, 4-0	DiPietro (16-7)
5/20	Arizona	L, 4-2	Currie (19-14)

## 2008 • COLLEGE STATION, TEXAS • NO. 2 SEED

Date	Opponent	Result	Auburn Pitcher (Record)
5/16	Louisiana Tech	L, 1-0 (12)	Thompson (12-12)
5/17	Stephen F. Austin	W, 2-0	Schmalz (8-3)
5/17	Louisiana Tech	L, 2-1	Schmalz (8-4)

## 2009 • ATLANTA, GA. • NO. 3 SEED

Date	Opponent	Result	Auburn Pitcher (Record)
5/15	Iowa	W, 1-0	Thompson (15-15)
5/16	Georgia Tech	L, 1-4	Thompson (15-16)
5/17	Boston University	L, 0-5	Thompson (15-17)

## 2010 • ATLANTA, GA. • NO. 3 SEED

Date	Opponent	Result	Auburn Pitcher (Record)
5/21	Oregon	L, 1-0	Thompson (17-10)
5/22	Jacksonville State	W, 15-1	Loree (4-5)
5/22	Georgia Tech	L, 4-1	Bunner (7-9)

## 2011 • SEATTLE, WASH. • NO. 2 SEED

Date	Opponent	Result	Auburn Pitcher (Record)
5/19	BYU	L, 2-1	Bunner (16-7)
5/20	Portland State	W, 2-1	Schmalz (15-6)
5/20	BYU	L, 4-3	Loree (9-7)

## 2012 • AUSTIN, TEXAS • NO. 2 SEED

Date	Opponent	Result	Auburn Pitcher (Record)
5/18	Houston	L, 2-1	Schmalz (9-8)
5/19	Texas	L, 6-1	Schmalz (9-9)

## 2014 • MINNEAPOLIS, MINN. • NO. 2 SEED

Date	Opponent	Result	Auburn Pitcher (Record)
5/16	North Dakota St.	L, 5-2	Davis (20-11)
5/17	Green Bay	W, 9-1 (5)	Mavromat (3-2)
5/17	North Dakota St.	W, 1-0	Davis (21-11)
5/18	Minnesota	W, 4-3 (8)	Davis (22-11)
5/18	Minnesota	L, 8-6	Davis (22-12)

## 2015 • AUBURN, ALA. • NO. 1 SEED

Date	Opponent	Result	Auburn Pitcher (Record)
5/15	Tennessee Tech	W, 4-1	Davis (22-2)
5/16	South Alabama	W, 1-0	Harper (12-4)
5/17	South Alabama	W, 7-4	Walters (18-3)

## 2016 • AUBURN, ALA. • NO. 1 SEED

Date	Opponent	Result	Auburn Pitcher (Record)
5/20	Jacksonville State	W, 2-1	Walters (10-3)
5/21	USC Upstate	W, 6-1	Carlson (16-1)
5/22	Jacksonville State	W, 14-2 (5)	Harper (7-2)

## 2017 • AUBURN, ALA. • NO. 1 SEED

Date	Opponent	Result	Auburn Pitcher (Record)
5/19	ETSU	W, 11-0 (5)	Martin (19-5)
5/20	Cal	W, 4-3 (9)	Martin (20-5)
5/21	Cal	W, 8-2	Carlson (27-4)

## 2018 • TALLAHASSEE, FLA. • NO. 2 SEED

Date	Opponent	Result	Auburn Pitcher (Record)
5/18	Kennesaw State	W, 5-2	Carlson (21-6)
5/19	Florida State	L, 2-1 (8)	Carlson (21-7)
5/19	Jacksonville State	L, 3-2	Martin (15-7)

## 2019 • TUCSON, ARIZ. • NO. 2 SEED

Date	Opponent	Result	Auburn Pitcher (Record)
5/17	Colorado State	W, 10-5	Swindle (11-8)
5/18	Arizona	L, 2-1	Handley (6-4)
5/18	Colorado State	W, 8-0 (5)	Harris (11-6)
5/19	Arizona	L, 12-3	Harris (11-7)

## 2021 • TALLAHASSEE, FLA. • NO. 2 SEED

Date	Opponent	Result	Auburn Pitcher (Record)
5/21	UCF	L, 4-5	Lowe (13-10)
5/22	Kennesaw State	L, 0-1	Lowe (13-11)



## NCAA REGIONAL RECORDS

	<b>TEAM</b>	
<b>HITTING</b>		
At Bats		38, vs. Cal (5/20/17)
Runs		15, vs. Jacksonville State (5/22/10)
Hits		18, vs. Jacksonville State (5/22/10)
RBI		14, vs. Marist (5/19/06)
Doubles		4 (2x), last vs. Green Bay (5/17/14)
Triples		1 (7x), last vs. UCF (5/21/21)
Home Runs		3, vs. Jacksonville State (5/22/10)
Sacrifice Hits		3, vs. Portland State (5/20/11)
Sacrifice Flies		1 (6x), last vs. Florida State (5/19/18)
Stolen Bases		3, vs. Iowa (5/15/09)

<b>PITCHING</b>		
Innings		10, vs. Ohio State (10/18/06)
Strikeouts		17, vs. Fresno State (5/20/04)
		17, vs. Hofstra (5/20/04)
Hits		14, vs. Arizona (5/19/19)
Runs		12, vs. Arizona (5/19/19)
Earned Runs		8, vs. Arizona (5/19/19)

### INDIVIDUAL

<b>HITTING</b>		
At Bats		5 (10x), last Kasey Cooper vs. Cal (5/21/17)
Runs		3 (4x), last Kasey Cooper vs. Cal (5/21/17)
Hits		4 (5x), last Alyssa Rivera vs. Colorado State (5/17/19)
RBI		4 (4x), last Tiffany Howard vs. Jacksonville State (5/22/16)
Doubles		2, Kelsey Cartwright vs. Jacksonville State (5/22/10)
Triples		1 (7x), last Alyssa Rivera vs. UCF (5/21/21)
Home Runs		1 (25x), last Tannon Snow vs. Arizona (5/19/19)
Sacrifice Hits		2 (2x), Ashley Griffin vs. Ohio State (5/19/06)
Sacrifice Flies		1 (5x), last Kendall Veach vs. Florida State (5/19/18)
Stolen Bases		2 (2x), last Kyndall White vs. Jacksonville State (5/22/10)

<b>PITCHING</b>		
Innings		10, Holly Currie vs. Ohio State (5/18/06)
Strikeouts		17, Kristen Keyes vs. Fresno State (5/20/04)
		17, Kristen Keyes vs. Hofstra (5/20/04)
Hits Allowed		10, Lexi Davis vs. Minnesota (5/18/14)
Runs Allowed		8, Lexi Davis vs. Minnesota (5/18/14)
Earned Runs Allowed		7, Lexi Davis vs. Minnesota (5/18/14)
Walks Allowed		5, Lexie Handley vs. Arizona (5/18/19)

### AUBURN VS. TEAMS

Arizona	0-3
Boston University	0-1
BYU	0-2
Cal	2-0
Colorado State	2-0
ETSU	1-0
Florida Atlantic	0-1
Florida A&M	1-0
Florida State	0-4
Fresno State	0-1
Georgia Tech	0-2
Green Bay	1-0
Hofstra	0-1
Houston	0-1
Iowa	1-0
Jacksonville State	3-1
Kennesaw State	1-1
Louisiana Tech	0-2
Marist	1-0
Minnesota	1-1
North Dakota State	1-1
Ohio State	1-1
Oregon	0-1
Portland State	1-0
South Alabama	2-0
Stephen F. Austin	1-0
Tennessee Tech	1-0
Texas	0-1
UCF	0-1
USC Upstate	1-0
<b>Total</b>	<b>19-20</b>

### AUBURN AS SEEDS

No. 1	9-0
No. 2	11-20
No. 3	2-4
No. 4	0-2



## RESULTS

## 2015 • AUBURN, ALA. • NO. 1 SEED

Date	Opponent	Result	Auburn Pitcher (Record)
5/22	UL-Lafayette	W, 12-11 (8)	Davis (23-2)
5/23	UL-Lafayette	W, 6-3	Davis (24-2)

## 2016 • AUBURN, ALA. • NO. 1 SEED

Date	Opponent	Result	Auburn Pitcher (Record)
5/28	Arizona	L, 5-3	Carlson (16-2)
5/29	Arizona	W, 4-1	Martin (14-3)
5/29	Arizona	W, 6-1	Carlson (17-2)

## 2017 • AUBURN, ALA. • NO. 1 SEED

Date	Opponent	Result	Auburn Pitcher (Record)
5/26	Oklahoma	L, 4-0	Martin (20-6)
5/27	Oklahoma	L, 5-2	Carlson (27-5)

## AUBURN VS. TEAMS

Arizona	2-1
Oklahoma	0-2
Louisiana Lafayette	2-0
<b>Total</b>	<b>4-3</b>

## AUBURN AS SEEDS

No. 1	4-3
No. 2	0-0

## RECORDS

## TEAM

## HITTING

At Bats	36, vs. UL-Lafayette (5/22/15)
Runs	12, vs. UL-Lafayette (5/22/15)
Hits	11, vs. UL-Lafayette (5/22/15)
RBI	12, vs. UL-Lafayette (5/22/15)
Doubles	2 (2x), last vs. Oklahoma (5/26/17)
Triples	1, vs. Oklahoma (5/26/17)
Home Runs	2, vs. UL-Lafayette (5/22/15)
Sacrifice Hits	1, vs. Arizona (5/28/16)
Sacrifice Flies	1, vs. Arizona (5/30/16)
Stolen Bases	1, vs. UL-Lafayette (5/23/15)

## PITCHING

Innings	8.0, vs. UL-Lafayette (5/22/15)
Strikeouts	5, vs. UL-Lafayette (5/22/15)
Hits	12, vs. UL-Lafayette (5/22/15)
Runs	11, vs. UL-Lafayette (5/22/15)
Earned Runs	11, vs. UL-Lafayette (5/22/15)

## INDIVIDUAL

## HITTING

At Bats	6, Branndi Melero vs. UL-Lafayette (5/22/15)
Runs	2 (6x), last Kasey Cooper/Tiffany Howard vs. Arizona (5/30/16)
Hits	3 (2x), last Morgan Estell vs. UL-Lafayette (5/23/15)
RBI	3 (2x), last Kasey Cooper vs. UL-Lafayette (5/23/15)
Doubles	1 (7x), last Alyssa Rivera vs. Oklahoma (5/26/17)
Triples	1, Kasey Cooper vs. Oklahoma (5/26/17)
Home Runs	1 (6x), last Casey McCrackin vs. Oklahoma (5/27/17)
Sacrifice Hits	1, Victoria Draper vs. Arizona (5/28/16)
Sacrifice Flies	1, Carlee Wallace vs. Arizona (5/30/16)
Stolen Bases	1, Branndi Melero vs. UL-Lafayette (5/23/15)

## PITCHING

Innings	7.0 (3x), last vs. Arizona (5/30/16)
Strikeouts	4, Rachael Walters vs. UL-Lafayette (5/22/15)
Hits Allowed	9 (2x), last Kaylee Carlson vs. Arizona (5/30/16)
Runs Allowed	7, Marcy Harper vs. UL-Lafayette (5/22/15)
Earned Runs Allowed	7, Marcy Harper vs. UL-Lafayette (5/22/15)
Walks Allowed	8, Lexi Davis vs. UL-Lafayette (5/23/15)



**RESULTS**

**2015 • OKLAHOMA CITY, OKLA. • NO. 4 OVERALL SEED**

Date	Opponent	Result	Auburn Pitcher (Record)
5/28	(5) LSU	L, 6-1	Harper (12-5)
5/30	(8) Tennessee	W, 4-2	Davis (25-2)
5/30	(7) UCLA	W, 11-10 (10)	Davis (26-2)
5/31	(1) Florida	L, 3-2 (9)	Davis (26-3)

**2016 • OKLAHOMA CITY, OKLA. • 4 OVERALL SEED**

Date	Opponent	Result	Auburn Pitcher (Record)
6/2	(12) UCLA	W, 10-3	Carlson (18-2)
6/4	(16) Georgia	W, 4-3	Walters (11-3)
6/5	(8) Florida State	W, 8-7 (8)	Carlson (19-2)
6/6	(3) Oklahoma	L, 3-2	Davis (6-1)
6/7	(3) Oklahoma	W, 11-7	Martin (15-3)
6/8	(3) Oklahoma	L, 2-1	Martin (15-4)

**AUBURN VS. TEAMS**

Florida	0-1
Florida State	1-0
Georgia	1-0
LSU	0-1
Oklahoma	1-2
Tennessee	1-0
UCLA	2-0
<b>TOTAL</b>	<b>6-4</b>

**AUBURN AS SEEDS**

No. 1	0-0
No. 2	0-0
No. 3	0-0
No. 4	6-4
No. 5	0-0
No. 6	0-0
No. 7	0-0
No. 8	0-0
<b>TOTAL</b>	<b>6-4</b>

**RECORDS**

**TEAM**

**HITTING**

At Bats	37, vs. Florida (5/31/15)
Runs	11 (2x), last vs. Oklahoma (6/7/16)
Hits	13, vs. Oklahoma (6/7/16)
RBI	11, vs. Oklahoma (6/7/16)
Doubles	3, vs. UCLA (6/2/16)
Triples	1, vs. Oklahoma (6/7/16)
Home Runs	3 (2x), vs. Oklahoma (6/7/16)
Sacrifice Hits	1 (x6), last vs. Florida State (6/5/16)
Sacrifice Flies	1 (3x), vs. Georgia (6/4/16)
Stolen Bases	

**PITCHING**

Innings	10.0, vs. UCLA (5/30/15)
Strikeouts	6 (2x), vs. Florida State (6/5/16)
Hits	17, vs. UCLA (5/30/15)
Runs	10, vs. UCLA (5/30/15)
Earned Runs	9, vs. UCLA (5/30/15)


**INDIVIDUAL**

**HITTING**

At Bats	6, Tiffany Howard vs. UCLA (5/30/15)
Runs	3 (3x), Tiffany Howard vs. Oklahoma (6/7/16)
Hits	4, Tiffany Howard vs. Oklahoma (6/7/16)
RBI	4 (x3), last Emily Carosone vs. Oklahoma (6/7/16)
Doubles	2, Kasey Cooper vs. UCLA (6/2/16)
Triples	1, Tiffany Howard vs. Oklahoma (6/7/16)
Home Runs	1 (9x), Jade Rhodes vs. Oklahoma (6/8/16)
Sacrifice Hits	1 (5x), last Victoria Draper vs. UCLA (6/2/16)
Sacrifice Flies	1 (3x), last Emily Carosone vs. Georgia (6/4/16)
Stolen Bases	

**PITCHING**

Innings	7.1, Lexi Davis vs. Florida (5/31/15)
Strikeouts	5 (2x), last Kaylee Carlson vs. Florida State (6/5/16)
Hits Allowed	10, Marcy Harper vs. UCLA (5/30/15)
Runs Allowed	5 (3x), last Kaylee Carlson vs. Oklahoma (6/7/16)
Earned Runs Allowed	5, Marcy Harper vs. LSU (5/28/15)
Walks Allowed	9, Lexi Davis vs. Florida (5/31/15)



---

# ALL-TIME ROSTER

---



**AUBURN SOFTBALL ALL-TIME HEAD COACHES**



**TINA DEESE**  
1997-2013 | 17 SEASONS  
OVERALL RECORD: 562-458-1

1997	34-35
1998	16-40
1999	27-32-1
2000	34-31
2001	31-32
2002	38-27
2003	26-31
2004	42-18
2005	50-18
2006	36-22
2007	26-30
2008	38-22
2009	30-29
2010	31-26
2011	40-19
2012	33-23
2013	30-23
WIN PERCENTAGE _____ .551	



**CLINT MYERS**  
2014-2017 | 4 SEASONS  
OVERALL RECORD: 205-54-1

2014	42-19-1
2015	56-11
2016	58-12
2017	49-12
WIN PERCENTAGE _____ .790	



**MICKEY DEAN**  
2018-PRESENT | 4 SEASONS  
OVERALL RECORD: 123-73

2018	41-17
2019	39-21
2020	16-11
2021	27-24
WIN PERCENTAGE _____ .628	

**AUBURN SOFTBALL ALL-TIME ASSISTANT COACHES**

Jessica Bachkora	2013
Jack Byerley	2005-08
<b>Emily Carosone</b>	<b>2021-Pr.</b>
Julie Crandall	1999
Amy (Dalsing) Reif	2000-04
Sara Graziano	1997-98
Steve Johnson	2009-13
Eddy Ketelhut	2018-19
<b>Eugene Lenti</b>	<b>2020-Pr.</b>
Stewart McGill	2007-08
Ashley Moore	2005-06
Corey Myers	2014-2017
Mike Perniciaro	1999-04
Ruby Rojas	2020

Mark Ryal	2009-12
Annie Smith	2018-19
Debbie Sonnenberg	1997-98
Scott Woodward	2014-2017



## ALL-TIME LETTERWINNERS

**A**  
 Jenna Abbot \_\_\_\_\_ 2014, 15, 16, 17  
 Lolani Alvarez \_\_\_\_\_ 2004, 05  
 Shannon Anderson \_\_\_\_ 2002, 03, 04  
 Kasey Angulo \_\_\_\_\_ 2002, 03  
 Ashley Arcuri \_\_\_\_\_ 2006, 07

**B**  
 Liz Baker \_\_\_\_\_ 1999  
 Krista Barts \_\_\_\_\_ 2004, 05, 06  
 Jorja Bell \_\_\_\_\_ 2006, 07, 08  
 Amy Bellanca \_\_\_\_\_ 1997  
 Kim Blair \_\_\_\_\_ 1997, 98, 99  
 Kelsey Bogaards \_\_\_\_ 2013, 14, 15, 16  
**Denver Bryant \_\_\_\_\_ 2021**  
 Angel Bunner \_\_\_\_\_ 2008, 10, 11, 12  
 Lindsay Burke \_\_\_\_\_ 1997

**C**  
 Jaylin Calvert \_\_\_\_\_ 2020  
 Ashley Camp \_\_\_\_\_ 1997, 98  
 Kaylee Carlson \_\_\_\_\_ 2016, 17, 18  
 Emily Carosone \_\_\_\_ 2013, 14, 15, 16  
 Kelsey Cartwright \_\_\_\_\_ 2010, 11  
 Lindsey Chitwood \_\_\_\_ 2001, 02, 03, 04  
 Becky Cleary \_\_\_\_ 1997, 98, 99, 2000  
 Krista Clyde \_\_\_\_\_ 2008, 10  
 Arin Cobb \_\_\_\_\_ 2001  
 Katie Colton \_\_\_\_\_ 2008, 09, 10, 11  
 Rachel Cook \_\_\_\_\_ 2019, 20, 21  
 Kasey Cooper \_\_\_\_\_ 2015, 15, 16, 17  
 Wendy Cork \_\_\_\_\_ 1997, 98, 99  
**Sydney Cox \_\_\_\_\_ 2020**  
 KK Crocker \_\_\_\_\_ 2017, 18  
 Amy Crotts \_\_\_\_\_ 1997, 98, 99  
 Holly Currie \_\_\_\_\_ 2004, 05, 06, 07

**D**  
 Amy Dalsing \_\_\_\_\_ 1997, 98, 99  
 Lexi Davis \_\_\_\_\_ 2013, 14, 15, 16  
 Brittany Day \_\_\_\_\_ 2005, 06, 07, 08  
 Sara Dean \_\_\_\_\_ 2002, 03, 04, 05  
 Jenny Diaz \_\_\_\_\_ 2003, 04  
 Madison Dickey \_\_\_\_\_ 2015, 16  
 Beth DiPietro \_\_\_\_\_ 2004, 05, 06  
**KK Dismukes \_\_\_\_\_ 2020, 21**  
 Tara Donaldson \_\_\_\_\_ 2006  
 Starr Dorsey \_\_\_\_\_ 2005, 06, 08  
 Makenna Dowell \_\_\_\_ 2018, 19, 20, 21  
 Victoria Draper \_\_\_\_ 2015, 16, 17, 18  
 Lily DuBois \_\_\_\_\_ 2000, 01, 02

**E**  
 Elizabeth Eisterhold 2009, 10, 11, 12  
**Maia Engelkes \_\_\_\_\_ 2020, 21**  
 Brenda Espinoza \_\_\_\_\_ 1997, 98  
 Morgan Estell \_\_\_\_ 2011, 12, 13, 14, 15

**F**  
 Haley Fagan \_\_\_\_\_ 2015, 16, 17  
**Reena Falisi \_\_\_\_\_ 2021**  
 Cami Fenn \_\_\_\_\_ 2001, 02, 03, 04  
 Tatiana Fernandez \_ 2006, 07, 08, 09  
 Myesha Finney \_\_\_\_ 2006, 07, 08, 09  
 Phoebe Florian \_\_\_\_\_ 2020  
 Bree Fornis \_\_\_\_\_ 2016, 17, 18, 19  
 Kim Freeland \_\_\_\_\_ 2000, 01, 02, 03  
 Tyanne Fries \_\_\_\_\_ 2002, 03

**G**  
**Lindsey Garcia \_\_\_\_\_ 2020, 21**  
 Heather Garrison \_\_\_\_\_ 2006  
**Paige Geraghty \_\_\_\_\_ 2021**  
 Sara Ghezzi \_\_\_\_\_ 2004, 05, 06, 07  
 Anna Gibbs \_\_\_\_\_ 2014, 15, 16  
 Madi Gipson \_\_\_\_\_ 204, 16, 17  
**Aspyn Godwin \_\_\_\_ 2019, 20, 21**  
 Taryn Gray \_\_\_\_\_ 2006, 07, 08, 09  
 Carmyn Greenwood \_\_ 2017, 18, 19  
 Ashley Griffin \_\_\_\_\_ 2003, 04, 05, 06  
 Nicole Groves \_\_\_\_\_ 1999  
 Breanna Gutierrez \_\_\_\_\_ 2018  
 Lauren Guzman \_\_\_\_ 2009, 10, 11, 12

**H**  
 Rasheedah Hameed \_\_ 2000, 01, 02  
 Jennifer Hammock \_ 2000, 01, 02, 03  
 Lexie Handley \_\_\_\_\_ 2019, 20, 21  
 Marcy Harper \_\_\_\_\_ 2013, 14, 15, 16  
 Lindsey Harrelson \_\_\_\_ 2007, 09, 10  
 Chardonnay Harris \_\_\_\_\_ 2018, 19  
 Amber Harrison \_\_\_\_ 2009, 10, 11, 12  
 Kris Heneghan \_\_\_\_\_ 1997, 98, 99  
 Tiffany Howard \_\_\_\_ 2013, 14, 15, 16  
 Kaylee Horton \_\_\_\_\_ 2021  
 Alicia Hunolt \_\_\_\_\_ 2007, 08

**J**  
 Jennifer Joiner \_\_\_\_\_ 2000  
 Jadia Jones \_\_\_\_\_ 2020, 21  
 Paige Jones \_\_\_\_\_ 2002, 03, 04, 05  
 Caitlin Jordan \_\_\_\_\_ 2012, 13  
 Whitney Jordan \_\_\_\_\_ 2015, 16, 17

**K**  
 Kristen Keyes \_\_\_\_\_ 2002, 03, 04  
 McKenzie Kilpatrick\_ 2012, 13, 14, 15  
 Tyler King \_\_\_\_\_ 2020, 21  
 Krista Klein \_\_\_\_\_ 2007, 08  
 Maddison Koepke \_\_\_\_\_ 2020, 21  
 Erika Koivula \_\_\_\_\_ 1998  
 Jen Kraemer \_\_\_\_\_ 1999, 2000, 01

**L**  
 Brooke Lathan \_\_\_\_\_ 2012, 13  
 Jennifer Loree \_\_\_\_ 2009, 10, 11, 12  
**Shelby Lowe \_\_\_\_\_ 2021**

**M**  
**Maddie Majors \_\_\_\_\_ 2020, 21**  
 Brittany Maresette \_ 2017, 18, 19, 20  
 Jessica Martin \_\_\_\_\_ 2007, 08  
 Makayla Martin \_\_\_\_\_ 2016, 17, 18  
 Michelle Martin \_ 1998, 99, 2000, 01  
 Robin Martin \_\_\_\_\_ 2003, 04, 05, 06  
 Alexa Martinez \_\_\_\_\_ 2009  
 Hilary Mavromat \_\_ 2011, 12, 13, 14  
 Kristina McCain \_\_\_\_\_ 2004, 05, 06  
 Casey McCrackin \_\_ 2016, 17, 18, 19  
**Carlee McCondichie \_\_\_\_ 2020, 21**  
 Maris Medina \_\_\_\_\_ 2011, 12, 13, 14  
 Branndi Melero \_\_\_\_ 2012, 13, 14, 15  
 Maria Mitchell \_\_\_\_\_ 2014, 15, 16  
 Megan Mitchell \_\_\_\_\_ 2008, 09, 10  
 Denisse Montalvo \_\_\_\_\_ 1997, 98, 99  
 Ashley Moore \_\_\_\_ 1999, 2000, 01, 02  
 Dakota Morrow \_\_\_\_\_ 2018  
 Tracy Murdock \_\_\_\_\_ 2002  
 Morgan Murphy \_\_\_\_\_ 2009, 11, 12  
 Kimberlee Myers \_\_\_\_\_ 2015, 16

**N**  
 Anne Norton \_\_\_\_\_ 2003, 04, 05  
**Haley Nillen \_\_\_\_\_ 2019, 20, 21**  
 Jill Nunnely \_\_\_\_\_ 1997

**O**  
 Sarah Orozco \_\_\_\_\_ 1999, 2000, 01

**P**  
**Makayla Packer \_\_\_\_\_ 2021**  
 Jennifer Page \_\_\_\_\_ 1997, 98  
 Alyssia Palomino \_\_\_\_\_ 2011  
 Marcella Passarelli \_ 1998, 99, 2000, 01  
 Alyssia Palomino \_\_\_\_\_ 2011  
**Maddie Penta \_\_\_\_\_ 2021**  
 Justus Perry \_\_\_\_ 2017, 18, 19, 20, 21  
 Madi Perry \_\_\_\_\_ 2020  
 Mary Petrie \_\_\_\_ 1998, 99, 2000, 01  
 Martha Phillips \_\_\_\_ 2001, 02, 03, 04  
 Morgan Podany \_\_\_\_ 2016, 17, 18, 19  
 Kimball Pratt \_\_\_\_ 1998, 99, 2000, 01

**R**  
 Holly Ragsdale \_\_\_\_\_ 2009, 10  
 Jaime Rasmussen \_\_\_\_ 1999, 2000, 01  
 Jade Rhodes \_\_\_\_\_ 2013, 14, 15, 16  
 Kristyn Richards \_\_\_\_\_ 2012, 13, 14  
 Alyssa Rivera \_\_\_\_ 2017, 18, 19, 20, 21  
 Jordan Rocker \_\_\_\_\_ 2013, 14, 15  
 Nicole Russo \_\_\_\_\_ 2005, 06, 07

**S**  
 Aurora Salter \_\_\_\_\_ 2009, 10  
 Lauren Schmalz \_\_\_\_ 2008, 10, 11, 12  
**Kelsey Schmidt \_\_\_\_\_ 2021**  
 Caitlin Schultze \_\_\_\_\_ 2010, 11, 12, 13  
 Brittany Scott \_\_\_\_\_ 2005, 06, 07, 08

Renee Sease \_\_\_\_\_ 1997  
 Amy Shaw \_\_\_\_\_ 2005, 06  
 Courtney Shea \_\_\_\_ 2015, 16, 17, 18  
 Elizabeth Slator \_\_\_\_\_ 1999  
 Kelley Smiley \_\_\_\_\_ 2010, 11  
 Emily Spain \_\_\_\_\_ 2015, 16  
 Janet Spivey \_\_\_\_\_ 2003  
**Tannon Snow \_\_\_\_ 2018, 19, 20**  
 Taylon Snow \_\_\_\_\_ 2018, 19  
 Caitlin Stangl \_\_\_\_\_ 2010, 11  
 Chris Steiner \_\_\_\_\_ 1997, 98, 99  
 Baylee Stephens \_\_\_\_ 2010, 11, 12, 13  
 Kelly Sutton \_\_\_\_\_ 2001, 02  
 Ashlee Swindle \_\_\_\_ 2017, 18, 19, 20

**T**  
 Abby Tissier \_\_\_\_\_ 2018, 19, 20, 21  
 Anna Thompson \_\_\_\_ 2007, 08, 09, 10  
 Robin Thornburg \_\_\_\_\_ 2001, 02, 03  
 Cassie Trosclair \_\_\_\_\_ 2008, 09

**V**  
 Jodie Van Ooyen \_\_\_\_ 2000, 01, 02, 03  
 Kendall Veach \_\_\_\_\_ 2016, 17, 18, 19

**W**  
 Sydne Waldrop \_\_\_\_ 2014, 15, 16, 17  
 Carlee Wallace \_\_\_\_\_ 2015, 16, 17  
 Rachael Walters \_\_\_\_\_ 2015, 16  
 Lauren Walton \_\_\_\_ 2004, 05, 06, 07  
 Austyn West \_\_\_\_\_ 2013, 14  
 Kyndall White \_\_\_\_ 2008, 09, 10, 11  
 Angela Williams \_\_\_\_\_ 1997  
 Karie Williams \_\_\_\_\_ 2001, 02  
 Liana Wuchte \_\_\_\_\_ 2010, 11, 12, 13  
 Whitney Wyatt \_\_\_\_\_ 2007

**Y**  
**Samantha Yarbrough \_\_ 2020, 21**

**Z**  
 Deni Zeigler \_\_\_\_\_ 2000, 01, 02, 03

Active student-athletes are listed in **BOLD**.



**A**

Jenna Abbott  
Lolani Alvarez  
Shannon Anderson  
Kasey Angulo  
Ashley Arcuri

**B**

Leigh Anne Baker  
Liza Baker  
Krista Barts  
Blair Bass  
Jorja Bell  
Amy Bellanca  
Kara Bilodeau  
**Jessie Blaine**  
Kim Blair  
Aubrey Boag  
Kelsey Bogaards  
**Denver Bryant**  
Angel Bunner  
Lindsay Burke

**C**

Jaylin Calvert  
Ashley Camp  
Kaylee Carlson  
Emily Carosone  
Kelsey Cartwright  
Hannah Cavanaugh  
Lindsey Chitwood  
Becky Cleary  
Krista Clyde  
Arin Cobb  
Katie Colton  
Rachel Cook  
Kasey Cooper  
**Kenadie Cooper**  
Wendy Cork  
**Sydney Cox**  
KK Crocker  
Amy Crotts  
Holly Currie

**D**

Amy Dalsing  
Lexi Davis  
Brittany Day  
Sara Dean  
Jenny Diaz  
Madison Dickey  
Beth DiPietro  
**KK Dismukes**  
Tara Donaldson  
Starr Dorsey  
Makenna Dowell

Victoria Draper  
Lily DuBois

**E**

Elizabeth Eisterhold  
**Bri Ellis**  
**Maia Engelkes**  
Krystalin Ensminger  
Brenda Espinoza  
Morgan Estell

**F**

Haley Fagan  
**Reena Falisi**  
Cami Fenn  
Tatiana Fernandez  
Myesha Finney  
Phoebe Florian  
Bree Fornis  
Kim Freeland  
Tyanne Fries

**G**

**Lindsey Garcia**  
Heather Garrison  
**Paige Geraghty**  
Sara Ghezzi  
Anna Gibbs  
Madi Gipson  
**Aspyn Godwin**  
Taryn Gray  
Janelle Green  
Carmyn Greenwood  
Ashley Griffin  
Nicole Groves  
Breanna Gutierrez  
Lauren Guzman

**H**

Rasheedah Hameed  
Jennifer Hammock  
Lexie Handley  
Marcy Harper  
Lindsey Harrelson  
Chardonnay Harris  
Amber Harrison  
Kris Heneghan  
Kaylee Horton  
Kristi Houck  
Tiffany Howard  
Alicia Hunolt  
Allison Hunter

**J**

Jennifer Joiner  
Jadia Jones  
Paige Jones

Caitlin Jordan  
Whitney Jordan  
Laney Joyner

**K**

Kristen Keyes  
McKenzie Kilpatrick  
Tyler King  
Krista Klein  
Maddison Koepke  
Erika Koivula  
Jen Kraemer

**L**

Brooke Lathan  
Ashley Leon  
**Aubrie Lisenby**  
Jennifer Lofton  
Jenee Loree  
**Shelby Lowe**

**M**

**Maddie Majors**  
Annie Malone  
Brittany Maresette  
Jessica Martin  
Makayla Martin  
Michelle Martin  
Robin Martin  
Alexa Martinez  
Hilary Mavromat  
Maris Medina  
Jennifer McKee  
Brannidi Melero  
Kristina McCain  
**Carlee McCondichie**  
Casey McCrackin  
**Riley McNemar**  
Tali Milde  
Maria Mitchell  
Megan Mitchell  
Denisse Montalvo  
Ashley Moore  
Dakota Morrow  
Tate Mosley  
Tracy Murdock  
Morgan Murphy  
Kimberlee Myers

**N**

Alexa Nemeth  
Haley Nillen  
Annie Norton  
Jilly Nunnally  
Mackenzie Nutt

**O**

Jenna Olszewski  
Sarah Orozco

**P**

**Makayla Packer**  
Jennifer Page  
Marcella Passarelli  
Alyssia Palomino  
Amanda Pate  
**Maddie Penta**  
**Nelia Peralta**  
Justus Perry  
Madi Perry  
Mary Petrie  
Martha Phillips  
Morgan Podany  
Kimball Pratt

**R**

Holly Ragsdale  
Jaime Rasmussen  
Jade Rhodes  
Kristyn Richards  
Alyssa Rivera  
**Rose Roach**  
Jordan Rocker  
Lauren Russell  
Nicole Russo

**S**

Aurora Salter  
Renee Sease  
Brittany Scott  
Livy Schiele  
Lauren Schmalz  
**Kelsey Schmidt**  
Caitlin Schultze  
Amy Shaw  
Courtney Shea  
Elizabeth Slator  
Kelley Smiley  
**Abbey Smith**  
Hope Smith  
Tannon Snow  
Taylon Snow  
Emily Spain  
Janey Spivey  
Caitlin Stangl  
Chris Steiner  
Baylee Stephens  
Kelly Sutton  
Ashlee Swindle

**T**

Kayla Tatum  
Anna Thompson  
Robin Thornburg  
Abby Tissier  
Jan-Marie Trageser  
Cassie Trosclair

**V**

Jodie Van Ooyen  
Kendall Veach

**W**

Sydne Waldrop  
Carlee Wallace  
Rachael Walters  
Lauren Walton  
Annonnetta Washburn  
Austyn West  
Macie West  
Kyndall White  
Angela Williams  
Karie Williams  
Liana Wuchte  
Whitney Wyatt

**Y**

Samantha Yarbrough

**Z**

Deni Zeigler

Active student-athletes are listed in **BOLD**.







00

Aspyn  
**GODWIN**  
C/OF | Sr.



1

Samantha  
**YARBROUGH**  
RHP | Sr.



2

Sydney  
**COX**  
UTL | So.



3

Paige  
**GERAGHTY**  
OF | So.



5

Lindsey  
**GARCIA**  
INF | Jr.



7

DENVER  
**BRYANT**  
INF | So.



9

Maddie  
**PENTA**  
RHP | So.



10

Makayla  
**PACKER**  
UTL | So.



11

Maddie  
**MAJORS**  
OF/1B | Jr.



12

Carlee  
**MCCONDICHIE**  
UTL | Jr.



13

Nelia  
**PERALTA**  
INF | Fr.



17

Maia  
**ENGELKES**  
INF | Jr.



18

Riley  
**MCMENAR**  
INF | Fr.



20

Abbey  
**SMITH**  
OF | Fr.



21

Aubrie  
**LISENBY**  
C/INF | Fr.




22

Jessie  
**BLAINE**  
C | Fr.



24

Reena  
**FALISI**  
OF | So.



25

Kenadie  
**COOPER**  
OF | Fr.



31

Kelsey  
**SCHMIDT**  
OF | So.



34

KK  
**DISMUKES**  
RHP | Jr.



55

Shelby  
**LOWE**  
LHP | So.



77

Bri  
**ELLIS**  
INF | Fr.




99

Rose  
**ROACH**  
INF | Fr.



HC

Mickey  
**DEAN**  
Fifth Season




AC

Eugene  
**LENTI**  
Third Season



AC

Emily  
**CAROSONE**  
Second Season



VC

Krista  
**HARRELL**  
First Season



DO

LEISA  
**LEE**  
Third Season