



# AUBURN TIGERS

## 2007 BASEBALL

Auburn Media Relations: Dan Froehlich, Baseball SID • 334-844-9803 • 334-844-9807 (F) • froehdp@auburn.edu

### 2007 SCHEDULE/RESULTS

DATE	DAY	OPPONENT	TIME
Feb. 9	Fri.	Hofstra	W, 17-0
Feb. 10	Sat.	Hofstra	W, 11-7
Feb. 11	Sun.	Hofstra	W, 10-5
Feb. 14	Wed.	Lipscomb	L, 3-4 [12]
Feb. 16	Fri.	UNC Greensboro	W, 9-2
Feb. 17	Sat.	UNC Greensboro	W, 4-2
Feb. 18	Sun.	UNC Greensboro	W, 4-1
Feb. 20	Tues.	Troy	W, 11-3
Feb. 23	Fri.	%Jacksonville	2:30pm
Feb. 24	Sat.	%Michigan State	4:30pm
Feb. 25	Sun.	%South Alabama	2:30pm
Feb. 27	Tues.	Samford	3pm
Mar. 2	Fri.	Arizona State	6pm
Mar. 3	Sat.	Arizona State	2pm
Mar. 4	Sun.	Arizona State	1:30pm
Mar. 6	Tues.	Davidson	6pm
Mar. 9	Fri.	Purdue	6pm
Mar. 10	Sat.	Purdue	2pm
Mar. 11	Sun.	Purdue	1:30pm
Mar. 13	Tues.	VMI	6pm
Mar. 14	Wed.	VMI	6pm
Mar. 16	Fri.	*at Georgia	6pm ET
Mar. 17	Sat.	*at Georgia	2pm ET
Mar. 18	Sun.	*at Georgia	2pm ET
Mar. 23	Fri.	*Florida[SUN]	6pm
Mar. 24	Sat.	*Florida	2pm
Mar. 25	Sun.	*Florida [SUN]	1:30pm
Mar. 27	Tues.	at Mercer	6pm ET
Mar. 30	Fri.	*Ole Miss	6pm
Mar. 31	Sat.	*Ole Miss	2pm
Apr. 1	Sun.	*Ole Miss	1:30pm
Apr. 3	Tues.	South Alabama	6pm
Apr. 6	Fri.	*at LSU	7pm
Apr. 7	Sat.	*at LSU	3pm
Apr. 8	Sun.	*at LSU	1pm
Apr. 10	Tues.	Mercer	6pm
Apr. 13	Fri.	*at South Carolina	7pm ET
Apr. 14	Sat.	*at South Carolina	4pm ET
Apr. 15	Sun.	*at South Carolina	1:30pm ET
Apr. 18	Wed.	at Samford (H)	7pm
Apr. 20	Fri.	*Alabama [CSS]	6pm
Apr. 21	Sat.	*Alabama [SEC-TV]	3pm
Apr. 22	Sun.	*Alabama [CSS]	1:30pm
Apr. 25	Wed.	at Troy	6pm
Apr. 27	Fri.	*Arkansas	6pm
Apr. 28	Sat.	*Arkansas	2pm
Apr. 29	Sun.	*Arkansas	1:30pm
May 4	Fri.	*at Mississippi State	6:30pm
May 5	Sat.	*at Mississippi State	6:30pm
May 6	Sun.	*at Mississippi State	1:30pm
May 11	Fri.	*Vanderbilt	6pm
May 12	Sat.	*Vanderbilt	2pm
May 13	Sun.	*Vanderbilt	1:30pm
May 17	Thurs.	*at Kentucky [FSN]	7pm ET
May 18	Fri.	*at Kentucky	6:30pm ET
May 19	Sat.	*at Kentucky [FSN]	1pm ET
May 23-27	Wed-Sun	SEC Tournament	Hoover, Ala.
June 1-3	Fri.-Sun.	NCAA Regionals	TBA
June 8-10	Fri.-Sun.	NCAA Super Regional	TBA
June 15-25	Fri.-Mon.	College World Series	Omaha, Neb.

All times central unless indicated

CAPS indicate home games

KEY:

% Coca-Cola Classic - Mobile, AL

\* SEC game

(H) Hoover Metropolitan

### GAMES 9-11 • NEUTRAL/AWAY GAMES 1-2/1

2007 Record (7-1, 0-0 SEC)

National Rankings: 29 by CB, RV in SW & NCBWA

Day	Rank	Opponent	Location	Time/Result
Tues.	-/-/-	Troy	Plainsman Park	W, 11-3
Fri.	-/-/-	Jacksonville (4-5)	Stanky Field, Mobile, AL	2:30pm
Sat.	-/-/-	Michigan State (0-0)	Stanky Field, Mobile, AL	4:30pm
Sun.	-/-/-	South Alabama (3-2)	Stanky Field, Mobile, AL	2:30pm

Polls are in the following order: CB/BA/SW/NCBWA

#### Pitching Probables

Tues: W-Taylor Thompson (1-0); L-Ryan Ellison (0-1)

Fri: Jr. LHP Matt Dobbins (1-1, 3.68) vs. So. RHP Bryan Woodall (2-0, 0.00)

Sat: Jr. LHP Jon Kibler (0-0, 0.00) vs. So. RHP Paul Burnside (2-0, 0.00)

Sun: So. LHP Brandon Sage (0-1, 5.40) vs. So. LHP Evan Crawford (1-0, 0.00)

#### Media Information

Television:	None	Live Streaming:	auburntigers.com (audio only)
Live Stats:	usajaguars.com	Announcer:	Nathan Ealy
Radio:	WMXA-FM (96.7) [Fri. & Sun.] WKKR-FM (97.7) [Sat.]		

### TIGERS HIT THE ROAD FOR COCA-COLA CLASSIC

The Tigers are in their third season under head coach Tom Slater (63-61 at AU/111-161 overall) ... Auburn will play its' first road games of the season this weekend after opening the year with a 7-1 record at home ... Auburn's 7-1 record is its best start since 2004 ... It is also the seventh time Auburn has started 7-1 or better since 1993 ... Auburn struckout a season-high 12 in Tuesday's win over Troy and has 68 K's on the season (compared to just 21 BB) ... Five different pitchers have picked up a win for the Tigers so far this season ... The starting pitcher has earned the win in each of the last four games ... Fr. INFs Robert Brooks and Eric Skinner have each recorded a hit in 7 of 8 games this season ... The pair are hitting a combined 21-for-64 (.328) ... Skinner and So. OF Mike Bianucci each have team-best four-game hitting streaks entering the weekend ... Jr. C/IF Josh Donalson has started 94 consecutive games for the Tigers (40-C, 54-3B) ... Sr. OF Bruce Edwards is a perfect 22-for-22 in stolen bases dating back to the 2005 season ... Auburn's bullpen has allowed just 5 ER in 36.0 IP (1.25 ERA) ... Auburn is ranked by Collegiate Baseball for the first time since April 18, 2005 ... Sunday's game against South Alabama will be the second of eight vs. in-state opponents for Auburn (1-0) ... AU has faced all three teams previously (vs. Jacksonville - 10-8; vs. Michigan State - 2-0; vs. South Alabama - 18-41).

### TIGERS ON THE DIAMOND

Pos.	#	Name	B	Cl	Avg.	HR	RBI	Notes
C	4	Josh Donaldson	R	Jr.	.433	3	15	Hit safely in 7-of-8 games
1B	10	Andy Bennett	L	Sr.	.174	0	4	Reached base in 6-of-8 games
2B	5	Robert Brooks	R	Fr.	.394	0	8	9x20 with runners on (.450)
SS	42	Eric Skinner	R	R-Fr.	.258	0	10	Tied for 2nd on team in RBI
3B	2	Philip Stringer	R	Sr.	.167	0	0	0x3 against Troy (2/20)
LF	3	Mike Bianucci	R	So.	.379	3	10	Hit 11th career HR on Tues. vs. Troy
CF	1	Bruce Edwards	S	Sr.	.323	0	4	22-for-22 SB dating to '05
RF	7	Ross Smith	R	Fr.	.353	0	4	1st multi-RBI game on Tues. vs. Troy
DH	8	Luke Greinke	R	So.	.308	0	3	DH in all 10 G

#### Off the Bench

Pos.	#	Name	B	Cl	Avg.	HR	RBI	Notes
OF	9	Ben Jones	L	So.	.667	0	1	All ABs have come as PH
IF	18	Joseph Sanders	R	Fr.	.200	0	0	Has come into play 1B in 5 G
IF/OF	26	Josh Stapleton	L	Jr.	.000	0	0	Hit .364 as PH in '06
IF/OF	25	Ryan Stanley	R	Sr.	.500	0	3	Bases-clearing 2B in 7th on Fri. vs. Hofstra

#### In the Pen

Thr	#	Name	Cl	ERA	K	BB	Notes
RHP	8	Luke Greinke	So.	4.50	2	1	Earned 1st Save of season on Sat. vs. UNCG
RHP	19	Brett Butts	Jr.	1.23	11	2	Team leader in K's
RHP	29	Scott Shuman	Fr.	0.00	8	1	Earned 1st career Save on Sun. w/2.0 IP
RHP	31	Johnny Thompson	Sr.	0.00	4	0	RH hitting .167 (2x12) against
RHP	37	Chris Dennis	Sr.	3.60	9	2	16.2 K/9 leads team

Note - starters are SID's best guess

**SERIES RESULTS  
VERUS JACKSONVILLE**

**AU leads, 10-8**

Date	Site	Score	Result
4/21/69	at Auburn	19 1	W
4/22/69	at Auburn	2 0	W
3/22/71	Jacksonville, FL	11 4	W
4/17/72	at Auburn	2 6	L
4/18/72	at Auburn	2 5	L
3/15/73	Jacksonville, FL	3 1	W
3/16/73	Jacksonville, FL	6 7	L
4/22/74	at Auburn	2 1	W
3/18/74	Jacksonville, FL	23 4	W
3/19/74	Jacksonville, FL	5 6	L
3/20/74	Jacksonville, FL	6 8	L
3/30/75	Jacksonville, FL	1 2	L
4/1/75	Jacksonville, FL	3 4	L
5/25/76	at Tallahassee, FL	7 5	W
2/24/77	Jacksonville, FL	0 1	L
2/24/77	Jacksonville, FL	3 2	W
5/25/01	at Tallahassee, FL (NCAA) [10]	8 7	W
5/26/01	at Tallahassee, FL (NCAA)	3 2	W

**SERIES RESULTS  
VERUS MICHIGAN STATE**

**AU leads, 2-0**

Date	Site	Score	Result
3/21/90	at Auburn	5 4	W
2/25/96	at Mobile, AL [10]	10 9	W

**SERIES RESULTS  
VERUS SOUTH ALABAMA**

**USA leads, 41-18**

Date	Site	Score	Result
3/16/68	at Mobile, AL	1 2	L
4/6/80	at Mobile, AL	4 3	W
4/29/80	at Auburn	0 1	L
4/30/80	at Auburn [10]	4 5	L
4/8/81	at Mobile, AL [12]	4 5	L
4/9/81	at Mobile, AL	0 9	L
4/14/81	at Auburn	7 6	W
4/15/81	at Auburn	5 10	L
4/3/84	at Mobile, AL	0 2	L
4/12/84	at Auburn [10]	7 11	L
4/17/85	at Mobile, AL	8 9	L
4/2/86	at Auburn	4 7	L
4/8/86	8 at Mobile, AL	3 8	L
4/5/89	6 at Mobile, AL	4 10	L
3/10/91	8 at Mobile, AL	1 2	L
4/22/92	at Hoover, AL	1 10	L
2/28/93	8 at Mobile, AL <sup>7</sup>	3 4	L
5/26/95	at Mobile, AL	9 6	W
2/16/97	9 at Mobile, AL	17 3	W
2/23/00	at Auburn	9 4	W
2/18/01	9 at Mobile, AL [10]	4 3	W
2/28/01	at Auburn	3 9	L
4/3/02	at Mobile, AL	6 1	W
5/14/02	at Auburn	6 4	W
2/18/03	at Auburn	3 17	L
4/22/03	at Mobile, AL	1 10	L
4/13/04	at Mobile, AL [10]	9 10	L
4/20/04	at Auburn <sup>8</sup>	10 0	W
3/1/05	at Auburn	0 3	L
6/3/05	at Tallahassee, Fla. (NCAA)	13 5	W
4/11/06	at Mobile, AL	3 2	W

at Auburn: USA leads, 17-9  
at Mobile: USA leads, 23-8  
at Neutral Sites: tied, 1-1  
Extra Innings: USA leads, 4-1

**SCOUTING THE COCA-COLA CLASSIC**

Auburn enters the Coca-Cola Classic with the best winning percentage (.875) and the highest ranking (29th by Collegiate Baseball) of the four clubs.

Auburn's first opponent, Jacksonville, is 4-5 on the year with a pair of wins over both Florida A&M and Bethune Cookman. JU is hitting .261 [led by Mike McCallister (.385)], and has a team ERA of 6.15. Matt Dobbins, the Dolphins' Friday starter, has started three games, surrendering six runs on 16 hits in 14.2 innings.

Michigan State, the opposition on Saturday, is playing its' first games of the season this weekend. The Spartans went 23-30 a year ago, finishing 7th in the Big Ten, and return 19 lettermen from that squad. MSU hit .315 last season, but lost its top three hitters off of that team, and had a team ERA of 6.16.

Auburn's final opponent on the weekend will be host South Alabama. The Jaguars are 3-2 on the season, having taken a series from Mercer to start the season before splitting a pair of mid-week games this week. South Alabama is hitting .309 entering the weekend while the pitching staff owns a 5.93 ERA. Brandon Sage, Sunday's starter, has thrown just 5.0 innings on the season, allowing 4 runs on five hits and three walks.

**AUBURN AT THE CLASSIC**

Auburn's trip to Mobile for the Coca-Cola Classic will be its first since the 2001 season when AU defeated Minnesota, North Carolina and South Alabama. Auburn owns an 11-8 record in tournament games played in Mobile, spanning nine different seasons and dating to the 1986 campaign, and has won the last six tournament games played there.

**AUBURN VS. THE FIELD**

Auburn is a combined 30-49 against the three teams that will be in Mobile for the tournament this weekend.

The Tigers are 10-8 against Jacksonville, with the last meeting coming in the 2001 NCAA Tournament in Tallahassee, Fla., in which AU defeated the Dolphins twice.

Auburn is 2-0 all-time against Michigan State with the last meeting coming the 1996 Coca-Cola Classic in Mobile, a 10-9, 10-inning Auburn win.

South Alabama leads the series with Auburn, 41-18, and is 23-8 against the Tigers in Mobile. Auburn is 3-4 against South Alabama in tournament contests in Mobile, having won the last three.

AUBURN'S STARTS SINCE 1993...		
Year	Start	Final Record
1993	4-4	40-23 • Midwest Regional
1994	6-2	44-21 • CWS
1995	6-2	50-13 • Midwest Regional
1996	7-1	32-24
1997	8-0	50-17 • CWS
1998	6-2	46-18 • Atlantic Regional
1999	7-1	46-19 • Super Regional
2000	8-0	41-20 • Atlanta Regional
2001	8-0	37-21 • Tallahassee Regional
2002	7-1	34-26 • Tuscaloosa Regional
2003	6-2	42-21 • Auburn Regional
2004	7-1	32-24
2005	6-2	34-26 • Tallahassee Regional
2006	5-3	22-34
2007	7-1	

**LAST SEASON'S RESULTS**

**Game 36** - Auburn at South Alabama

April 11, 2006 - Mobile, Ala.

	1	2	3	4	5	6	7	8	9	R	H	E
Auburn	1	0	1	1	0	0	0	0	3	6	1	
South Ala.	0	0	0	0	0	0	2	0	2	7	2	
WP: Nicely (1-0) LP: Gonzalez (3-3) SV: Greinke (4)												
AU Record: 16-20 (4-8 SEC)												
HR: Boutwell (1)												

**Notes:** Clarence Nicely earned his first win of the season on the mound, tossing 5.1 innings allowing three hits and no runs. Johnny Thompson earned a second hold and Luke Greinke saved his fourth game of the year. Jeff Boutwell hit a solo home run, his first of the year, and scored another run in Auburn's third win in its last four games vs. South Alabama.

**TOM SLATER VS. THE FIELD**

Tom Slater is 2-1 against the Coca-Cola Classic field with all three contests coming against South Alabama. Slater's Tigers have won the last two meetings with the Jaguars, defeating USA, 3-2, in Mobile in 2006 and 13-5 in the opening game of the 2005 NCAA Tallahassee Regional.

**TIGERS HURLERS ARE 4-FOR-4**

Auburn's starting pitchers have all picked up the victory in the last four games for the Tigers with So. RHP Bryan Woodall starting the trend in the 9-2 win over UNC Greensboro last weekend. So. Paul Burnside and So. LHP Evan Crawford also earned wins over UNC Greensboro while Fr. RHP Taylor Thompson continued the trend in the 11-3 victory over Troy. In the four games, the four starters have combined to throw 21.0 innings and have a combined 0.86 ERA.

**MAKING THE MOST OF OPPORTUNITIES**

Auburn has had some very timely hitting this year as the Tigers are hitting .323 with runners on and .339 with runners in scoring position, both of which are considerably higher than the team average of .318. Last year Auburn hit .276 as a team, hitting .279 with runners on and .274 with runners in scoring position.

**TIGERS RANKED 29TH BY CB**

Collegiate Baseball has the Tigers ranked 29th in this week's Top 30 poll. It marks the first

**AUBURN IN MOBILE  
TOURNAMENTS**

**AU leads, 10-8**

Date	Opponent	Score	Result
4/8/86	South Alabama	3 8	L
4/9/86	Alabama	6 12	L
4/4/89	Houston	4 2	W
4/5/89	South Alabama	4 10	L
3/9/91	Michigan	12 4	W
3/10/91	South Alabama	1 2	L
3/7/92	Oklahoma	3 6	L
3/8/92	Tulane	3 1	W
2/27/93	Michigan	0 4	L
2/28/93	South Alabama	3 4	L
2/25/95	Ohio State	9 5	W
2/26/95	South Alabama	9 6	W
2/24/96	Missouri	4 5	L
2/25/96	Michigan State [10]	10 9	W
2/15/97	Southern Miss	4 3	W
2/16/97	South Alabama	17 3	W
2/16/01	Minnesota	14 6	W
2/17/01	North Carolina	11 1	W
2/18/01	South Alabama [10]	4 3	W

**2007 ACCOLADES**

**CAREER STATS VS. SOUTH ALABAMA**

Name	AVG	G/GS	AB	R	H	2B	3B	HR	RBI	BB	SO	SB-ATT
Andy Bennett	.500	1/1	4	1	2	1	0	0	1	0	1	0-0
Russell Dixon	.444	3/3	9	2	4	1	1	0	3	3	3	0-1
Josh Donaldson	.375	2/2	8	0	3	0	0	0	2	1	2	0-0
Bruce Edwards	.211	5/4	19	1	4	0	0	0	2	0	7	1-1
Mike Bianucci	.000	1/1	4	0	0	0	0	0	0	0	1	0-0
Justin Bristow	.000	1/1	3	0	0	0	0	0	0	0	2	0-0
Luke Greinke	.000	1/1	3	0	0	0	0	0	0	0	1	1-1
Ben Jones	.000	1/0	1	0	0	0	0	0	0	0	0	0-0
Ryan Stanley	.000	1/0	2	0	0	0	0	0	0	0	0	0-0
Josh Stapleton	.000	1/1	1	0	0	0	0	0	0	0	0	0-0
Philip Stringer	.000	1/0	0	0	0	0	0	0	0	0	0	0-0

Name	ERA	W-L	G/GS	CG	SH/CB	SV	IP	H	R	ER	BB	SO	Opp BA
Josh Blake	3.00	0-1	1/1	0	0/0	0	3.0	1	1	1	1	1	.111
Paul Burnside	0.00	0-0	1/0	0	0/0	0	1.2	1	0	0	0	3	.167
Chris Dennis	0.00	0-0	2/0	0	0/0	0	3.2	4	1	0	1	2	.267
Luke Greinke	0.00	0-0	1/0	0	0/0	1	1.0	1	0	0	0	1	.333
Johnny Thompson	0.00	0-0	1/0	0	0/0	0	0.2	0	0	0	0	1	.000

*italics - injured and will not play*

time the Tigers have been ranked by Collegiate Baseball since Apr. 18, 2005, when Auburn was 23rd in the poll before dropping out for the final eight polls.

**EDWARDS' FLEET-FEET**

With his seven stolen bases this season, Sr. OF Bruce Edwards has put together a string of 22 consecutive stolen bases without being caught. Having gone 7-for-7 this year and 14-for-14 as a junior, Edwards was 13-for-17 as a sophomore but was thrown out on his 16th attempt on May 22, 2005 vs. Alabama. The very next game he started his current streak, successfully stealing second base off of PJ Walters of South Alabama in the third inning of the first game of the 2005 NCAA Regional in Tallahassee.

**TAKING ONE FOR THE TEAM**

Through the first eight games of the season, Auburn's hitters have continued to do the little things to help the team out offensively. Entering Friday's game vs. Jacksonville, Auburn has already laid down 10 sac bunts and had five sac flies, led by Fr. INF Eric Skinner's six total sacrifices. Last season at this point, Auburn had just one sac bunt and three sac flies and finished the year with 46 total sacrifices.

**TIGER PEN STRONG AGAIN**

The Auburn bullpen has earned high praise from head coach Tom Slater for its dominating performance over the first eight games of the season. The Tigers have used nine different relievers to throw 36.0 innings and combined they have allowed just five earned runs on 24 hits and eight walks while striking out 41. Combined, the bullpen has a 1.25 ERA and a .192 opponent batting average.

Since Slater has been the head coach at Auburn, the bullpen has had a combined 3.39 ERA.

**BROOKS GOOD FOR TWO**

In five out of the first eight games this season, freshman Robert Brooks has pounded out two or more hits and has driven in a total of eight runs (which is third on the team).

**DONALDSON NEARING 100**

Jr. C/IF Josh Donaldson has started 94 consecutive games for the Tigers, making 40 starts behind the plate and 54 at third base. Should he start every game this season [not including post-season] he would finish the year with 142 consecutive games started.

**FRESH FROSH**

Auburn's freshman class has had an immediate impact just eight games into the season. Through the first eight games, Auburn's freshman have a combined .322 batting average, led by Robert Brooks' .394, and have driven in 22 out of 62 runs on the year (35 percent).

**QUALITY STARTS**

Auburn's starting pitchers have already recorded three quality starts after registering just seven in all of 2006. So. RHP Bryan Woodall has collected a quality start in both of his outings this season while So. RHP Paul Burnside also registered one in his first start of the season. So. LHP Evan Crawford led all Auburn starters with five quality starts in '06 while Chris Dennis collected the other two.

**3 GAMES, 3 PITCHERS, 3 SAVES**

Three different relievers earned saves during the UNC Greensboro series with Jr. RHP Brett Butts picking up the save on Friday, So. RHP Luke Greinke doing it on Saturday and Fr. RHP Scott Schuman closing out the game on Sunday. The three combined to throw 6.0 innings and struckout a combined six UNCG hitters.

**GOING UP THE MIDDLE**

Going up the middle, Auburn's catchers, middle infielders and centerfielder have had a very good start to the season. In seven games, the four positions (which have been manned by five different players) have a combined .341 batting average (43-for-126) with 12 doubles and 33 RBIs (only games played at that position counted).

**SUPER SOPHS**

Auburn's sophomore class - Tom Slater's first

**Mike Bianucci • So • OF**

- Wallace Watch List
- Preseason All-American (3rd Team - OF) - Louisville Slugger
- Preseason First Team All-SEC (OF) - SEBaseball.com
- 72nd Rated Collegiate Draft Eligible Prospect - Baseball America
- 45th Rated College Sophomore - Baseball America

**Evan Crawford • So • LHP**

- 41st Rated College Sophomore - Baseball America

**Chris Dennis • Sr • RHP**

- 32nd Rated College Senior - Baseball America

**Josh Donaldson • Jr • C/IF**

- Louisville Slugger National Player of the Week (Feb. 12)
- Preseason All-American (3rd Team - C) - Louisville Slugger
- 24th Rated Collegiate Draft Eligible Prospect - Baseball America

**Ross Smith • Fr • OF**

- 48th Rated College Freshman - Baseball America

**Taylor Thompson • Fr • RHP**

- 49th Rated College Freshman - Baseball America

**2007 PRESEASON PREDICTIONS**

**SEC COACHES PRESEASON POLL**

EAST			WEST		
1. S. Carolina (9)	15-15	4th	1. Arkansas (11)	18-12	2nd
2. Vanderbilt (3)	16-14	3rd	2. Ole Miss (1)	17-13	3rd
3. Tennessee	11-18	5th	3. Alabama	20-10	1st
4. Kentucky	20-10	1st	4. LSU	13-17	4th
5. Georgia	18-12	2nd	5. Auburn	9-21	6th
6. Florida	10-20	6th	6. Miss. State	12-17	5th

*SEC Champion: S. Carolina (7), Arkansas (3), Vanderbilt (2)*

**BASEBALL AMERICA**

EAST			WEST		
1. S. Carolina (6)	15-15	4th	1. Arkansas (7)	18-12	2nd
2. Vanderbilt (8)	16-14	3rd	2. Ole Miss (25)	17-13	3rd
3. Tennessee (11)	11-18	5th	3. Auburn	9-21	6th
4. Georgia	18-12	2nd	4. LSU	13-17	4th
5. Kentucky	20-10	1st	5. Alabama	20-10	1st
6. Florida	10-20	6th	6. Miss. State	12-17	5th

*Preseason BA national rankings in parenthesis*

**SEBASEBALL.COM**

EAST			WEST		
1. S. Carolina	15-15	4th	1. Arkansas (11)	18-12	2nd
2. Vanderbilt	16-14	3rd	2. Ole Miss (1)	17-13	3rd
3. Kentucky	20-10	1st	3. Alabama	20-10	1st
4. Georgia	18-12	2nd	4. LSU	13-17	4th
5. Tennessee	11-18	5th	5. Auburn	9-21	6th
6. Florida	10-20	6th	6. Miss. State	12-17	5th

**SEC PLAYERS OF THE WEEK**

Date	Player	Pitcher	Freshman
Feb. 12	Pedro Alvarez (VU)	Brandon Belcher (UA)	Lonnie Chisenhall (SC)
Feb. 19	Kent Matthes (UA)	David Price (VU)	Jason Kipnis (UK)
Feb. 26			
Mar. 5			
Mar. 12			
Mar. 19			
Mar. 26			
Apr. 2			
Apr. 9			
Apr. 16			
Apr. 23			
Apr. 30			
May 7			
May 14			
May 21			

recruiting class - has had a very good start to the season both offensively and on the mound. At the plate the sophomore class is hitting .362 (compared to the team average of .318) while on the mound they are a combined 5-0 with a 1.64 ERA in 38.1 IP (out of 75.0, team ERA of 2.28).

**DENNIS EXCELS BACK IN PEN**

Sr. RHP Chris Dennis seems to be comfortable back in his role of reliever. In his career, Dennis has a 3.11 ERA in 43 relief appearances, compared to a 5.90 ERA as a starter. His K/9 is also much better as a reliever (10.07) than as a starter (5.90).

**SIX SHOOTERS**

Auburn has outscored its opponents 25-7 from the sixth inning on.

**THE INJURY REPORT**

- OF Russell Dixon is out 3-6 weeks with a broken thumb. [2/1]
- C Ryan Jenkins has a banged-up knee and is also day-to-day. [2/1]
- LHP Blake Carver day-to-day with tendinitis in his throwing arm. [2/1]
- IF David Cunningham is out for the season after undergoing back surgery in the fall. [2/1]
- RHP Cliff Mullins is out for the season after undergoing shoulder surgery in the fall. [2/1]

**SEASON NOTES**

**DONALDSON NATIONAL POW**

Junior Josh Donaldson was named the Collegiate Baseball/Louisville Slugger National Player of the Week following his stellar opening-weekend series against Hofstra in which he went 7-for-13 with two doubles, three home runs, seven runs scored and 11 RBIs. He is just the fourth Tiger to be honor by Collegiate Baseball as its National Player of the Week, joining Gabe Gross (2/14/00), Eric Brandon (3/4/02) and Colby Paxton (3/18/02).

**DONALDSON IN ELITE COMPANY**

Junior Josh Donaldson joined some elite company with his three home run barrage in the first two games of the season. Since 1993, only three other Tigers have hit even two home runs in the first two games of the season. The others were Tim Hudson in 1996 [he finished with just three home runs that season], Dominic Rich in 2000 [he finished the year with seven round-trippers] and Karl Amonite in 2005 [he finished with 11].

**BIANUCCI'S QUEST**

Not since the end of the 1988 and 1989 seasons has the same person led the Tigers in batting average at the end of the season in back-to-back seasons. Mike Bianucci hit a team-best .359 as a freshman in 2006. The last person to do it in back-to-back seasons was Frank Thomas (.385 in '88, .403 in '89).

Mailon Kent led the Tigers in 1999 with a .379 average and repeated the feat in 2001 with a .350 mark. His streak was interrupted in 2000 despite hitting .342 as the Tigers had two players break the .400 barrier that season (Gabe Gross - .430, Todd Faulkner - .423).

**HOME SWEET HOME**

Auburn will play its first eight games of the season at Plainsman Park before going on the road Feb. 23-25 for a tournament at South Alabama. The Tigers then return home for 10 more games before leaving the state of Alabama for the first time March 16-18 to play at Georgia.

**STRENGTH OF SCHEDULE**

Auburn will play a total of 35 games against NCAA Tournament teams from a year ago and entered the season with a strength of schedule of 29th in the country, second in the SEC to only Georgia (18th).

**TIGER RECRUITS RATE HIGH**

Auburn's 2005 and 2006 recruiting classes were ranked 12th and 18th, respectively, by Baseball America, making the Tigers one of only

**TEAM HITTING BREAKDOWN**

	G	Record	Avg.	AB	R	H	2B	3B	HR	RBI
Home	8	7-1	.318	277	69	88	22	3	6	62
Away										
Neutral										
Wins	7	7-0	.341	234	66	80	20	3	6	60
Losses	1	0-1	.186	43	3	8	2	0	0	2
Non-Conf.	8	7-1	.318	277	69	88	22	3	6	62
SEC										
Feb.	8	7-1	.318	277	69	88	22	3	6	62
March										
April										
May										
June										
Day	8	7-1	.318	277	69	88	22	3	6	62
Night										
Tues.	1	1-0	.344	32	11	11	3	1	1	8
Wed.	1	0-1	.186	43	3	8	2	0	0	2
Thurs.										
Fri.	2	2-0	.434	76	26	33	7	2	1	25
Sat.	2	2-0	.292	65	15	19	7	0	3	15
Sun.	2	2-0	.279	61	14	17	3	0	1	12
Unranked	8	7-1	.318	277	69	88	22	3	6	62
Ranked	1	1-0	.344	32	11	11	3	1	1	8
vs. Unranked	8	7-1	.318	277	69	88	22	3	6	62
vs. Ranked										

**TEAM PITCHING BREAKDOWN**

	G	Record	ERA	IP	H	R	ER	BB	SO	HR
Home	8	7-1	2.28	75.0	62	24	19	21	68	2
Away										
Neutral										
Wins	7	7-0	2.43	63.0	51	20	17	18	57	2
Losses	1	0-1	1.50	12.0	11	4	2	3	11	0
Non-Conf.	8	7-1	2.28	75.0	62	24	19	21	68	2
SEC										
Feb.	8	7-1	2.28	75.0	62	24	19	21	68	2
March										
April										
May										
June										
Day	8	7-1	2.28	75.0	62	24	19	21	68	2
Night										
Tues.	1	1-0	3.00	9.0	8	3	3	6	12	1
Wed.	1	0-1	1.50	12.0	11	4	2	3	11	0
Thurs.										
Fri.	2	2-0	0.50	18.0	12	2	1	1	13	0
Sat.	2	2-0	4.00	18.0	19	9	8	5	18	1
Sun.	2	2-0	2.50	18.0	12	6	5	6	14	0
Unranked	7	6-1	2.18	66.0	54	21	16	15	56	1
Ranked	1	1-0	3.00	9.0	8	3	3	6	12	1
vs. Unranked	8	7-1	2.28	75.0	62	24	19	21	68	2
vs. Ranked										

**HITTING STREAKS**

Player	07	Current	Career
Andy Bennett	2	1	9
Mike Bianucci	4	4	7
Justin Bristow	--	--	8
Robert Brooks	6	1	6
Russell Dixon	--	3	8
Josh Donaldson	4	3	9
Bruce Edwards	3	--	8
Luke Greinke	5	1	10
Ryan Jenkins	--	1	2
Ben Jones	1	--	1
Joseph Sanders	1	--	1
Eric Skinner	4	4	3
Ross Smith	4	2	4
Dustin Spruill	1	--	1
Ryan Stanley	1	--	4
Josh Stapleton	--	--	5
Philip Stringer	2	--	5

**LAST HOME RUN**

Player	G	AB	Date
Andy Bennett	19	69	4/26/06
Mike Bianucci	--	1	2/20/07
Russell Dixon	15	59	4/21/06
Josh Donaldson	6	20	2/10/07
Bruce Edwards	9	37	5/19/06
Luke Greinke	9	29	5/19/06
Ryan Stanley	9	23	3/28/06

**PINCH HITTING**

Player	Avg.	AB	H	HR	RBI
Ben Jones	.000	1	0	0	0
Joseph Sanders	.000	1	0	0	0
Ryan Stanley	.000	1	0	0	0

**TWO-OUT RBI**

Player	.....2007	.....Career
Josh Donaldson	.....2	.....25
Russell Dixon	.....0	.....23
Andy Bennett	.....3	.....19
Bruce Edwards	.....1	.....10
Mike Bianucci	.....4	.....9
Philip Stringer	.....0	.....9
Luke Greinke	.....0	.....8
Ryan Stanley	.....3	.....5
Justin Bristow	.....0	.....2
Robert Brooks	.....2	.....2
Ben Jones	.....1	.....2
Eric Skinner	.....2	.....2
Ryan Jenkins	.....0	.....1

five schools to have back-to-back top 18 recruiting classes. The other schools are: Texas (3rd in '05, 12th in '06), South Carolina (4th in '05, 2nd in '06), UCLA (5th in '05, 13th in '06) and Tennessee (6th in '05, 15th in '06).

**BA RANKS TWO TIGERS IN TOP 100**

Junior catcher Josh Donaldson and sophomore outfielder Mike Bianucci were both ranked in the top 100 of Baseball America's top 100 draft eligible prospects. Donaldson was ranked 24th and was the third catcher listed while Bianucci checked in at 72nd.

**BA LOVES THE FRESHMEN, TOO**

Baseball America also ranked two Tigers among its top 100 freshmen in 2007, listing Ross Smith 48th and Taylor Thompson 49th.

**NEW FACES IN NEW PLACES**

After starting 21 games at third and 22 as the designated hitter, sophomore Mike Bianucci has moved to leftfield this season for the Tigers, a position he started in just once in '06. Also making a big move for the Tigers will be sophomore Justin Bristow, who started 52 games at shortstop in '06 but has been moved to the pitching mound this season. Bristow did not make any appearances on the mound for the Tigers last season.

**MOUND EXPERIENCE**

After returning just 86.0 out of 535.0 innings pitched to start the 2006 season, the Tigers find themselves with much more mound experience heading into the 2007 campaign as AU returns 365.0 out of 494.2 from '06.

**DENNIS BACK TO THE PEN**

Senior Chris Dennis will return to the bullpen this season after making 14 starts for the Tigers in '06. Dennis is no stranger to the pen as he excelled in that role as a freshman and sophomore on the Plains, racking up a 3.25 ERA in 83.0 innings (44 appearances), striking out 85 while issuing just 27 walks (1.20 WHIP) en route to a 7-2 record with two saves before going 3-7 with a 6.36 ERA in 63.2 IP in '06.

**NON-CONFERENCE OPPONENTS**

Below is a look at where Auburn's non-conference opponents were picked to finish in their league's in league-coaches balloting.

Team	League	Finish
Hofstra	CAA	10th/11
Lipscomb	A-Sun	10th/10
UNC Greensboro	Southern	6th/10
Troy	Sunbelt	1st/11
Jacksonville	A-Sun	1st/10
Michigan State	Big Ten	NA
South Alabama	Sunbelt	3rd/11
Samford	Ohio Valley	1st/10
Arizona State	Pac 10	1st/9
Davidson	Southern	9th/10
Purdue	Big Ten	NA
VMI	Big South	6th/8
Mercer	A-Sun	3rd/10

**MISCELLANEOUS RECORDS**

Day games	.....7-1
Night games	.....--
SEC games	.....--
SEC day games	.....--
SEC night games	.....--
Non-SEC games	.....7-1
Non-SEC day games	.....7-1
Non-SEC night games	.....--
When AU scores first	.....4-1
When Opponent scores first	.....3-0
vs. RH starters	.....6-1
vs. LH starters	.....1-0
When AU hits a HR	.....4-0
When Opponent hits a HR	.....2-0
In one-run games	.....0-1
In two-run games	.....1-0
In extra-inning games	.....0-1
On Monday	.....--
On Tuesday	.....1-0
On Wednesday	.....0-1
On Thursday	.....--
On Friday	.....2-0
On Saturday	.....2-0
On Sunday	.....2-0
In February	.....7-1
In March	.....--
In April	.....--
In May	.....--
Leading after 6 innings	.....6-1
Leading after 7 innings	.....7-1
Leading after 8 innings	.....7-0
Trailing after 6 innings	.....--
Trailing after 7 innings	.....--
Trailing after 8 innings	.....--
Tied after 6 innings	.....1-0
Tied after 7 innings	.....--
Tied after 8 innings	.....0-1
Ranked Opponents	.....--
2006 NCAA Regional Opponents	.....1-0
Blue 'Auburn' jerseys	.....2-0
White jerseys	.....2-0
Blue 'AU' jerseys	.....2-0
Orange jerseys	.....1-1
Grey jerseys	.....--



## TEAM SUPERLATIVES

## INDIVIDUAL SUPERLATIVES

### BATTING

Most At-Bats	43, vs. Lipscomb (2/14)
Fewest At-Bats	28, vs. UNC Greensboro (2/17)
Most Runs (Game)	17, vs. Hofstra (2/9)
Most Runs (Inning)	8 (7th), vs. Hofstra (2/9)
Fewest Runs (Game)	3, vs. Lipscomb (2/14)
Most Hits (Game)	21, vs. Hofstra (2/9)
Most Hits (Inning)	5 (7th), vs. Hofstra (2/9)
Fewest Hits (Game)	6, vs. UNC Greensboro (2/18)
Most RBI	16, vs. Hofstra (2/9)
Most Doubles	5, vs. Hofstra (2/9)
Most Triples	1, 2x, last vs. Troy (2/20)
Most Home Runs	3, vs. Hofstra (2/10)
Most Total Bases	31, vs. Hofstra (2/9)
Most Walks	8, 2x, last vs. Lipscomb (2/14)
Fewest Walks	2, vs. UNC Greensboro (2/18)
Most Strikeouts	6, vs. Troy (2/20)
Fewest Strikeouts	1, vs. UNC Greensboro (2/16)
Most Sac Hits	3, vs. Hofstra (2/11)
Most Sac Flies	2, 2x, last vs. UNC Greensboro (2/16)
Most Stolen Bases	3, 2x, last vs. UNC Greensboro (2/16)
Most Left on Base	14, vs. Hofstra (2/9)
Fewest Left on Base	5, vs. UNC Greensboro (2/18)

### FIELDING

Most Putouts	36, vs. Lipscomb (2/14)
Most Assists	16, 2x, last vs. Lipscomb (2/14)
Most Errors	3, vs. Lipscomb (2/14)
Most Double Plays	2, 2x, last vs. Hofstra (2/11)

### PITCHING

Most Runs Allowed	7, vs. Hofstra (2/10)
Most Earned Runs Allowed	7, vs. Hofstra (2/10)
Fewest Runs Allowed	0, vs. Hofstra (2/9)
Most Hits Allowed	13, vs. Hofstra (2/10)
Fewest Hits Allowed	5, 2x, last vs. UNC Greensboro (2/18)
Most Strikeouts	12, vs. Troy (2/20)
Fewest Strikeouts	6, twice, last vs. Hofstra (2/11)
Most Walks	6, vs. Troy (2/20)
Fewest Walks	0, vs. Hofstra (2/9)

### MISCELLANEOUS

Longest Game	3:48, vs. Lipscomb (2/14)
Longest Nine-Inning Game	3:09, vs. Troy (2/20)
Shortest Game	2:38, 3x, last vs. UNC Greensboro (2/18)
Most Innings	12
Most Pitchers Used	5, 2x, last vs. Lipscomb (2/14)
Longest Winning Streak	4, Feb. 16-present
Longest Home Winning Streak	4, Feb. 16-present
Longest Road Winning Streak	--
Longest Losing Streak	1, 2/14
Longest Home Losing Streak	1, 2/14
Longest Road Losing Streak	--
Highest Attendance, Home	2,339, vs. Hofstra (2/10)
Highest Attendance, Road	--
Highest Attendance, Neutral	--
Largest Winning Margin	17, (17-0) vs. Hofstra (2/9)
Largest Losing Margin	1, (4-3) vs. Lipscomb (2/14)
Largest Deficit Overcome	3, twice, last (5-2, won 10-5) vs. Hofstra (2/11)
Largest Lead Lost	2, (2-0, lost 4-3), vs. Lipscomb (2/14)

### BATTING

Most At-Bats	6, 3x, last by Robert Brooks & Eric Skinner vs. Lipscomb (2/14)
Most Runs	3, 3x, last by Bruce Edwards vs. UNC Greensboro (2/16)
Most Hits	4, Bruce Edwards vs. Hofstra (2/9)
	4, Ross Smith vs. Hofstra (2/9)
Most RBI	5, Josh Donaldson vs. Hofstra (2/10)
Most Doubles	2, Ross Smith vs. Hofstra (2/9)
Most Triples	1, 2x, last by Bruce Edwards vs. Troy (2/20)
Most Home Runs	2, Josh Donaldson vs. Hofstra (2/10)
Most Total Bases	10, Josh Donaldson vs. Hofstra (2/10)
Most Walks	3, Bruce Edwards vs. Lipscomb (2/14)
Most Strikeouts	2, 5x, last by Ross Smith vs. Troy (2/20)
Most Sac Bunts	1, 10x, last by Eric Skinner & Philip Stringer vs. Troy (2/20)
Most Sac Flies	1, 5x, last by Mike Bianucci vs. UNC Greensboro (2/18)
Most Stolen Bases	2, 2x, last by Bruce Edwards vs. UNC Greensboro (2/16)
Most Caught Stealing	1, 2x, last by Luke Greinke & Travis Coleman vs. Lipscomb (2/14)

### FIELDING

Most Putouts	11, 2x, last by Dustin Spruill vs. UNC Greensboro (2/17)
Most Assists	6, 2x, last by Eric Skinner vs. Lipscomb (2/14)
Most Errors	1, 8x, last by Josh Donaldson vs. Troy (2/20)

### PITCHING

Most Innings	7.0, Bryan Woodall vs. Hofstra (2/9)
Most Runs Allowed	6, Justin Bristow vs. Hofstra (2/10)
Most Earned Runs Allowed	6, Justin Bristow vs. Hofstra (2/10)
Most Walks	3, 2x, last by Taylor Thompson vs. Troy (2/20)
Most Strikeouts	5, 2x, last by Evan Crawford vs. UNC Greensboro (2/18)
Most Hits Allowed	10, Justin Bristow vs. Hofstra (2/10)
Most Home Runs Allowed	1, 2x, last by Taylor Thompson vs. Troy (2/20)
Most Consec. Scoreless Innings (Starter)	13.0, Bryan Woodall (2/9-present)
Most Consec. Scoreless Innings (Reliever)	4.2, Scott Shuman (2/14-present)
Most Consec. Scoreless Innings	13.0, Bryan Woodall (2/9-present)

### SCHOOL RECORDS

### SEC RECORDS

## 2007 AUBURN NUMERICAL ROSTER

No.	Name	Pos.	Cl.	B-T	Ht.	Wt.	Exp.	Hometown (Previous School)
1	Bruce Edwards	OF	Sr.	S-R	5-11	171	2L	Columbus, MS (Columbus)
2	Philip Stringer	IF	Sr.	R-R	5-9	182	2L	Spring, TX (Tulane)
3	Mike Bianucci	IF	So.	R-R	6-1	210	1L	Fairfax, VA (W.T. Woodson)
4	Josh Donaldson	IF/C	Jr.	R-R	6-1	202	2L	Mobile, AL (Faith Academy)
5	Robert Brooks	IF	Fr.	R-R	6-2	183	HS	Enterprise, AL (Enterprise)
6	Ryan Jenkins	C	So.	R-R	6-2	206	1L	Millbrook, AL (Stanhope-Elmore)
7	Ross Smith	OF	Fr.	R-R	6-2	192	HS	Eastman, GA (Dodge County)
8	Luke Greinke	UTIL/RHP	So.	R-R	6-0	187	1L	Orlando, FL (Dr. Phillips)
9	Ben Jones	OF	So.	L-L	6-1	184	1L	Decatur, AL (Decatur)
10	Andy Bennett	1B/OF	Sr.	L-L	5-11	221	1L	Auburndale, FL (Miami)
11	Russell Dixon	OF	Jr.	L-R	6-1	205	2L	Houston, TX (Second Baptist)
12	Austin Hubbard	RHP	Fr.	R-R	6-3	203	HS	Birmingham, AL (Homewood)
13	Grant Dayton	LHP	Fr.	L-L	6-2	193	HS	Huntsville, AL (Bob Jones)
14	Dustin Spruill	C	Fr.	S-R	5-10	198	HS	Tuscaloosa, AL (Paul Bryant)
15	Bryan Woodall	RHP	So.	R-R	6-0	188	1L	Phenix City, AL (Central)
16	Travis Coleman	IF	Sr.	S-R	5-10	171	2L	New Orleans, LA (St. Augustine)
17	Josh Blake	LHP	Jr.	L-L	6-4	205	1L	Olathe, KS (Arizona State)
18	Joseph Sanders	IF	Fr.	R-R	6-1	202	HS	Millbrook, AL (Stanhope-Elmore)
19	Brett Butts	RHP	Jr.	R-R	6-1	190	1L	Sharpsburg, GA (Darton CC)
20	Taylor Thompson	RHP	Fr.	R-R	6-5	217	HS	Montgomery, AL (St. James)
22	Sean Ray	LHP	Fr.	L-L	6-0	183	HS	Virginia Beach, VA (Kellam)
23	Justin Bristow	IF/RHP	So.	R-R	6-4	220	1L	Richmond, VA (Mills Godwin)
24	David Cunningham	IF	Fr.	R-R	6-0	195	HS	Roswell, GA (Roswell)
25	Ryan Stanley	1B/OF	Sr.	R-R	6-4	238	1L	Tampa, FL (Georgia Tech)
26	Josh Stapleton	IF/OF	Jr.	L-R	6-1	185	1L	Daphne, AL (South Alabama)
27	Paul Burnside	RHP	So.	R-R	6-4	215	1L	Montgomery, AL (Jeff Davis)
29	Scott Shuman	RHP	Fr.	R-R	6-4	210	HS	Valdosta, GA (Tift County)
31	Johnny Thompson	RHP	Sr.	R-R	5-10	195	1L	Jacksonville, AL (Southern Union State CC)
32	Ty Kelley	RHP	Fr.	R-R	6-4	196	HS	Columbus, GA (Columbus)
34	Cliff Mullins	RHP	So.	R-R	6-2	184	1L	Fairhope, AL (Fairhope)
35	Kris West	LHP	Jr.	L-L	6-2	176	TR	Huntsville, AL (Jefferson State CC)
37	Chris Dennis	RHP	Sr.	L-R	6-1	205	3L	Madison, AL (Bob Jones)
38	Jay Osborne	IF/OF	Sr.	R-R	6-3	215	2L	Houston, TX (Second Baptist)
39	Bradley Ray	OF	So.	R-R	5-11	194	TR	Birmingham, AL (Calhoun CC)
40	Michael Hurst	RHP	R-Fr.	R-R	6-5	180	1L	Vestavia, AL (Vestavia Hills)
41	Blake Carver	LHP	So.	L-L	6-0	179	TR	Cleveland, Tenn. (Walters State CC)
42	Eric Skinner	IF	R-Fr.	R-R	5-9	155	SQ	Phenix City, AL (Glenwood)
43	Ted Bryant	LHP	Sr.	R-L	5-10	180	2L	Montgomery, AL (Jeff Davis)
44	Evan Crawford	LHP	So.	R-L	6-1	185	1L	Prattville, AL (Prattville)

### Coaches & Administrative Staff:

33	Tom Slater	Head Coach	Third Year (63-61)
28	Matt Myers	Assistant Coach	Third Year
50	Butch Thompson	Assistant Coach	Second Year
36	Karl Nonemaker	Volunteer Assistant Coach	Third Year
45	Jonathan Hackett	Graduate Assistant Coach	First Year
	Scott Duval	Director of Baseball Operations	
	Travis Johnston	Athletic trainer	
	Rich Levy	Strength Coach	

### PRONUNCIATION GUIDE

Mike BIANUCCI	Bee-a-noochy
Luke GREINKE	Greenkey
Scott SHUMAN	SHOO-min
Dustin SPRUILL	sprool
Bryan WOODALL	Wood-all
Karl NONEMAKER	Non-uh-maker

### ALPHABETICAL ROSTER

No.	Name	Pos.	No.	Name	Pos.	No.	Name	Pos.
10	Andy Bennett	1B/OF	1	Bruce Edwards	OF	25	Ryan Stanley	1B/OF
3	Mike Bianucci	IF	8	Luke Greinke	UTIL/RHP	26	Josh Stapleton	IF/OF
17	Josh Blake	LHP	12	Austin Hubbard	RHP	2	Philip Stringer	IF
23	Justin Bristow	IF/RHP	40	Michael Hurst	RHP	31	Johnny Thompson	RHP
5	Robert Brooks	IF	6	Ryan Jenkins	C	20	Taylor Thompson	RHP
43	Ted Bryant	LHP	9	Ben Jones	OF	35	Kris West	LHP
27	Paul Burnside	RHP	32	Ty Kelley	RHP	15	Bryan Woodall	RHP
19	Brett Butts	RHP	34	Cliff Mullins	RHP			
41	Blake Carver	LHP	38	Jay Osborne	IF/OF	33	Tom Slater	Head Coach
16	Travis Coleman	IF	39	Bradley Ray	OF	28	Matt Myers	Assistant Coach
44	Evan Crawford	LHP	22	Sean Ray	LHP	50	Butch Thompson	Assistant Coach
24	David Cunningham	IF	18	Joseph Sanders	IF	36	Karl Nonemaker	Volunteer Assist.
13	Grant Dayton	LHP	29	Scott Shuman	RHP	45	Jonathan Hackett	Graduate Assist.
37	Chris Dennis	RHP	42	Eric Skinner	IF			
11	Russell Dixon	OF	7	Ross Smith	OF			
4	Josh Donaldson	IF/C	14	Dustin Spruill	C			

**2007 AUBURN HOME RUNS**

No.	Player (#)	Opponent (Date)	Men On		Inning	Pitcher
			Base	Outs		
1	Josh Donaldson (1)	Hofstra (Feb. 9)	1	1	1st	Dunn (R)
2	Josh Donaldson (2)	Hofstra (Feb. 10)	0	1	3rd	DeVito (R)
**3	Josh Donaldson (3)	Hofstra (Feb. 10)	2	1	7th	Kumbatovic (R)
**4	Mike Bianucci (1)	Hofstra (Feb. 10)	0	1	7th	Kumbatovic (R)
5	Mike Bianucci (2)	Hofstra (Feb. 11)	2	1	8th	DiFalco (L)
6	Mike Bianucci (3)	Troy (Feb. 20)	0	0	3rd	Green (R)

\*\* Back-to-back home runs

**MULTI-HIT GAMES**

Player	2	3	4	5+	Total
Robert Brooks	4	1	--	--	5
Mike Bianucci	4	--	--	--	4
Josh Donaldson	2	2	--	--	4
Ross Smith	3	--	1	--	4
Bruce Edwards	1	1	1	--	3
Luke Greinke	2	--	--	--	2
Andy Bennett	1	--	--	--	1
Eric Skinner	1	--	--	--	1
Dustin Spruill	1	--	--	--	1
Philip Stringer	1	--	--	--	1
<b>TEAM</b>	<b>20</b>	<b>4</b>	<b>2</b>	<b>--</b>	<b>26</b>

**CAREER MULTI-HIT GAMES**

Player	2	3	4	5+	Total
Josh Donaldson	21	11	2	--	34
Bruce Edwards	18	9	1	--	28
Russell Dixon	17	10	--	--	27
Mike Bianucci	15	5	3	--	23
Andy Bennett	14	2	--	--	16
Justin Bristow	10	1	1	--	12
Luke Greinke	6	3	--	--	9
Philip Stringer	7	1	--	--	8
Josh Stapleton	5	2	--	--	7
Robert Brooks	4	1	--	--	5
Ross Smith	3	--	1	--	4
Ryan Stanley	2	--	--	--	2
Ryan Jenkins	--	1	--	--	1
Ben Jones	1	--	--	--	1
Eric Skinner	1	--	--	--	1
Dustin Spruill	1	--	--	--	1

**MULT-RBI GAMES**

Player	2	3	4	5+	Total
Josh Donaldson	2	--	1	1	4
Mike Bianucci	2	1	--	--	3
Robert Brooks	2	1	--	--	3
Andy Bennett	--	--	1	--	1
Bruce Edwards	1	--	--	--	1
Eric Skinner	--	--	1	--	1
Ross Smith	1	--	--	--	1
Ryan Stanley	--	1	--	--	1
<b>TEAM</b>	<b>7</b>	<b>3</b>	<b>3</b>	<b>1</b>	<b>14</b>

**CAREER MULTI-RBI GAMES**

Player	2	3	4	5+	Total
Josh Donaldson	14	6	2	2	24
Andy Bennett	12	5	1	--	17
Russell Dixon	6	2	1	2	11
Mike Bianucci	7	1	1	1	10
Bruce Edwards	4	1	--	--	5
Luke Greinke	5	--	--	--	5
Josh Stapleton	3	1	1	--	5
Ryan Stanley	2	2	--	--	4
Robert Brooks	2	1	--	--	3
Eric Skinner	--	--	1	--	1
Ross Smith	1	--	--	--	1
Philip Stringer	1	--	--	--	1

**HOME RUN BREAKDOWN**

at Home	6	with 0 Outs	1	in 1st inning	1
on the Road		with 1 Out	5	in 2nd inning	
at Neutral Sites		with 2 Outs		in 3rd inning	2
vs. RHP	5	Solo	3	in 4th inning	
vs. LHP	1	Two-Run	1	in 5th inning	
vs. SEC		Three-Run	2	in 6th inning	
vs. Non-SEC	6	Grand Slam		in 7th inning	2
				in 8th inning	1
				in 9th inning	
				in extra innings	

**STARTERS BY GAME**

Opponent	W-L	IP	H	R-ER	BB	SO
Hofstra	W	7.0	3	0-0	0	2
Hofstra	--	4.1	10	6-6	1	2
Hofstra	--	2.0	3	4-4	3	1
Lipscomb	--	4.2	4	2-2	2	4
UNCG	W	6.0	5	1-0	0	4
UNCG	W	6.0	4	0-0	2	5
UNCG	W	5.0	5	1-0	2	5
Troy	W	4.0	4	2-2	3	4

**BULLPEN BY GAME**

Opponent	W-L-S	IP	H	R-ER	BB	SO
Hofstra	--	2.0	2	0-0	0	4
Hofstra	W	4.2	3	1-1	1	6
Hofstra	W	7.0	4	1-1	1	5
Lipscomb	L	7.1	7	2-0	1	7
UNCG	S	3.0	2	1-1	1	3
UNCG	S	3.0	2	2-1	1	4
UNCG	S	4.0	0	0-0	0	3
Troy	--	5.0	4	1-1	3	8

**RELIEF EFFECTIVENESS**

	Sv	BISv	INHERITED RUNNERS		FIRST BATTERS		Pct.	Holds
			No.	Scored	Retired	Faced		
Josh Blake	0	0	2	2	1	1	1.000	0
Justin Bristow	0	0	0	0	1	1	1.000	1
Paul Burnside	0	0	0	0	1	1	1.000	0
Brett Butts	1	0	1	0	3	4	.750	0
Evan Crawford	0	0	0	0	0	1	.000	0
Chris Dennis	0	0	0	0	1	3	.333	1
Luke Greinke	1	0	0	0	1	2	.500	0
Scott Shuman	1	1	0	0	3	3	1.000	0
Johnny Thompson	0	0	3	0	2	4	.500	0
Bryan Woodall	0	0	0	0	0	0	.000	0
<b>TEAM</b>	<b>3</b>	<b>1</b>	<b>6</b>	<b>2</b>	<b>13</b>	<b>20</b>	<b>.650</b>	<b>2</b>

**RELIEVER'S LAST APPEARANCE**

	DEC	IP	H	R	ER	BB	SO	NP	Opponent
Josh Blake	--	1.2	3	4	4	3	1	51	vs. Hofstra (2/11/07)
Justin Bristow	--	2.0	0	0	0	0	1	10	vs. UNC Greensboro (2/18/07)
Ted Bryant	--	1.0	2	0	0	0	1	24	vs. Missi. State (4/15/06)
Paul Burnside	W	4.0	2	0	0	1	3	38	vs. Hofstra (2/11/07)
Brett Butts	--	2.0	1	0	0	1	3	31	vs. Troy (2/20/07)
Evan Crawford	--	2.0	4	0	0	0	2	30	vs. Lipscomb (2/14/07)
Chris Dennis	--	2.0	3	1	1	1	3	35	vs. Troy (2/20/07)
Josh Donaldson	--	2.0	1	0	0	1	1	31	vs. Mercer (2/15/05)
Luke Greinke	S	1.0	1	1	1	1	1	17	vs. UNC Greensboro (2/17/07)
Cliff Mullins	--	5.0	1	0	0	2	3	59	at Miss. State (4/10/05)
Scott Shuman	S	2.0	0	0	0	0	2	26	vs. UNC Greensboro (2/18/07)
Johnny Thompson	--	1.0	0	0	0	1	2	22	vs. Troy (2/20/07)
Peter Wiggins	--	1.0	1	3	2	3	2	39	at Arkansas (5/20/06)

**STARTER SUPPORT**

Pitcher	Starts	Runs	Runs/Start	Club Record	Quality Starts
Justin Bristow	1	11	11.0	1-0	0
Paul Burnside	1	4	4.0	1-0	1
Evan Crawford	1	4	4.0	1-0	0
Austin Hubbard	1	10	10.0	1-0	0
Taylor Thompson	2	14	7.0	1-1	0
Bryan Woodall	2	26	13.0	2-0	2

**PITCHING W-L BREAKDOWN**

Pitcher	Career		Home		Road		Neutral		SEC	
	W-L	Pct.	W-L	Pct.	W-L	Pct.	W-L	Pct.	W-L	Pct.
Blake	2-3	.400	1-3	.250	1-0	1.000	0-0	.000	0-2	.000
Burnside	3-3	.500	3-1	.750	0-1	.000	0-1	.000	2-2	.500
Butts	3-6	.333	2-4	.333	1-2	.333	--	--	1-3	.250
Crawford	5-8	.385	3-4	.429	2-4	.333	--	--	4-5	.444
Dennis	10-9	.526	8-4	.667	2-5	.286	0-0	.000	6-8	.429
Mullins	2-2	.500	1-1	.500	0-1	.000	1-0	1.000	0-1	.000
Shuman	1-0	1.000	1-0	1.000	--	--	--	--	--	--
J. Thompson	1-2	.333	1-1	.500	0-1	.000	--	--	0-1	.000
T. Thompson	1-0	1.000	1-0	1.000	--	--	--	--	--	--
Woodall	3-4	.429	3-1	.750	0-3	.000	--	--	0-1	.000

**STARTER/BULLPEN BREAKDOWN**

PITCHING	W-L	ERA	IP	H	R	ER	BB	SO	HR	B/Avg.
Starters	5-0	3.23	39.0	38	16	14	13	27	1	.253
Bullpen	2-1	1.25	36.0	24	8	5	8	41	1	.192

**LAST AT-BAT WINS**

Date Opponent Score (Inn.) GW

**WALK-OFF WINS**

Date Opponent Score GW

**COME FROM BEHIND WINS**

Date	Opponent	Score	Deficit
2-10	Hofstra	11-7	6-5
2-11	Hofstra	10-5	5-2
2-18	UNC Greensboro	4-1	1-0

**BIG INNINGS**

(5+ runs)

Date	Opponent	Inning	Runs	Batters
2-9	Hofstra	7th	8	12
2-10	Hofstra	7th	5	8
2-20	Troy	1st	5	9

**2007 STARTING LINEUP BY POSITION**

P: Woodall (2), T. Thompson (2), Bristow (1), Burnside (1), Crawford (1), Hubbard (1)  
 C: Donaldson (4), Spruill (4)  
 1B: Bennett (8)  
 2B: Brooks (8)  
 3B: Donaldson (4), Stringer (4)  
 SS: Skinner (8)  
 LF: Bianucci (8)  
 CF: Edwards (8)  
 RF: Smith (8)  
 DH: Greinke (8)

**2006 STARTING LINEUP BY ORDER**

1st: Edwards (8)  
 2nd: Greinke (8)  
 3rd: Donaldson (8)  
 4th: Bianucci (8)  
 5th: Bennett (8)  
 6th: Brooks (8)  
 7th: Skinner (4), Smith (4)  
 8th: Smith (4), Spruill (3), Skinner (1)  
 9th: Stringer (4), Skinner (3), Spruill (1)

**SERIES STATS**

SERIES	W-L	Avg.	R	2B	HR	FLD%	ERA	BB/SO	B/Avg.
Hofstra	3-0	.396	38	11	5	.976	4.00	6/20	.258
UNC Greensboro	3-0	.275	17	6	0	.974	0.67	6/25	.182
Coca-Cola Classic									
Arizona State									
Purdue									
Georgia									
Florida									
Ole Miss									
LSU									
South Carolina									
Alabama									
Arkansas									
Mississippi State									
Vanderbilt									
Kentucky									

**AU STARTING PITCHERS BY SERIES**

Opponent	Fri.	Sat.	Sun.
Hofstra	Woodall	Bristow	Hubbard
UNC-G	Woodall	Burnside	Crawford
Coke Classic			
Arizona State			
Purdue			
Georgia			
Florida			
Ole Miss			
LSU			
S. Carolina			
Alabama			
Arkansas			
Miss. State			
Vanderbilt			
Kentucky			

### STARTING LINEUP BY ORDER

Date	Opponent	No. (Time)	Record	1	2	3	4	5	6	7	8	9
2/9	Hofstra	1 (1)	1-0	Edwards	Greinke	Donaldson	Bianucci	Bennett	Brooks	Skinner	Smith	Stringer
2/10	Hofstra	1 (2)	2-0	Edwards	Greinke	Donaldson	Bianucci	Bennett	Brooks	Skinner	Smith	Stringer
2/11	Hofstra	2 (1)	1-0	Edwards	Greinke	Donaldson	Bianucci	Bennett	Brooks	Skinner	Smith	Spruill
2/14	Lipscomb	1 (3)	2-1	Edwards	Greinke	Donaldson	Bianucci	Bennett	Brooks	Skinner	Smith	Stringer
2/16	UNC Greensboro	3 (1)	1-0	Edwards	Greinke	Donaldson	Bianucci	Bennett	Brooks	Smith	Spruill	Skinner
2/17	UNC Greensboro	3 (2)	2-0	Edwards	Greinke	Donaldson	Bianucci	Bennett	Brooks	Smith	Spruill	Skinner
2/18	UNC Greensboro	3 (3)	3-0	Edwards	Greinke	Donaldson	Bianucci	Bennett	Brooks	Smith	Spruill	Skinner
2/20	Troy	4 (1)	1-0	Edwards	Greinke	Donaldson	Bianucci	Bennett	Brooks	Smith	Skinner	Stringer

### STARTING LINEUP BY POSITION

Date	Opponent	No. (Time)	Record	C	1B	2B	3B	SS	LF	CF	RF	DH
2/9	Hofstra	1 (1)	1-0	Donaldson	Bennett	Brooks	Stringer	Skinner	Bianucci	Edwards	Smith	Greinke
2/10	Hofstra	1 (2)	2-0	Donaldson	Bennett	Brooks	Stringer	Skinner	Bianucci	Edwards	Smith	Greinke
2/11	Hofstra	2 (1)	1-0	Spruill	Bennett	Brooks	Donaldson	Skinner	Bianucci	Edwards	Smith	Greinke
2/14	Lipscomb	1 (3)	2-1	Donaldson	Bennett	Brooks	Stringer	Skinner	Bianucci	Edwards	Smith	Greinke
2/16	UNC Greensboro	2 (2)	2-0	Spruill	Bennett	Brooks	Donaldson	Skinner	Bianucci	Edwards	Smith	Greinke
2/17	UNC Greensboro	2 (3)	3-0	Spruill	Bennett	Brooks	Donaldson	Skinner	Bianucci	Edwards	Smith	Greinke
2/18	UNC Greensboro	2 (4)	4-0	Spruill	Bennett	Brooks	Donaldson	Skinner	Bianucci	Edwards	Smith	Greinke
2/20	Troy	1 (4)	3-1	Donaldson	Bennett	Brooks	Stringer	Skinner	Bianucci	Edwards	Smith	Greinke

2007 AUBURN BASEBALL

Overall Statistics for Auburn (as of Feb 22, 2007)

(All games Sorted by Batting avg)

Record: 7-1 Home: 7-1 Away: 0-0 SEC: 0-0

Player	AVG	GP-GS	AB	R	H	2B	3B	HR	RBI	TB	SLG%	BB	HBP	SO	GDP	OB%	SF	SH	SB-ATT	PO	A	E	FLD%
4 Josh Donaldson...	.433	8-8	30	12	13	5	0	3	15	27	.900	8	1	1	1	.550	1	0	0-0	36	15	2	.962
5 Robert Brooks....	.394	8-8	33	6	13	5	1	0	8	20	.606	0	4	3	0	.459	0	1	1-1	15	30	2	.957
3 Mike Bianucci....	.379	8-8	29	10	11	1	0	3	10	21	.724	8	0	1	1	.500	1	0	0-0	14	1	2	.882
7 Ross Smith.....	.353	8-8	34	4	12	5	1	0	4	19	.559	1	1	6	1	.389	0	0	2-2	10	0	0	1.000
1 Bruce Edwards....	.323	8-8	31	10	10	0	1	0	4	12	.387	9	1	4	0	.476	1	1	7-7	18	0	0	1.000
8 Luke Greinke.....	.308	8-8	26	11	8	0	0	0	3	8	.308	9	3	1	0	.526	0	1	2-3	0	0	0	.000
42 Eric Skinner.....	.258	8-8	31	2	8	2	0	0	10	10	.323	0	0	5	1	.242	2	4	0-1	15	22	2	.949
10 Andy Bennett.....	.174	8-8	23	4	4	2	0	0	4	6	.261	7	3	2	0	.424	0	0	0-0	52	8	1	.984
2 Philip Stringer..	.167	5-4	18	3	3	0	0	0	0	3	.167	1	0	3	0	.211	0	2	1-1	4	7	0	1.000
-----																							
9 Ben Jones.....	.667	3-0	3	1	2	0	0	0	1	2	.667	0	0	0	0	.667	0	0	0-0	0	1	0	1.000
25 Ryan Stanley....	.500	3-0	2	1	1	1	0	0	3	2	1.000	1	0	1	0	.667	0	0	0-0	0	0	0	.000
18 Joseph Sanders...	.200	5-0	5	1	1	0	0	0	0	1	.200	0	0	0	0	.200	0	1	0-0	18	0	0	1.000
14 Dustin Spruill...	.167	5-4	12	4	2	1	0	0	0	3	.250	2	0	0	0	.286	0	0	0-0	32	4	0	1.000
16 Travis Coleman...	.000	1-0	0	0	0	0	0	0	0	0	.000	0	0	0	0	.000	0	0	0-1	0	0	0	.000
6 Ryan Jenkins.....	.000	1-0	0	0	0	0	0	0	0	0	.000	0	0	0	0	.000	0	0	0-0	3	0	0	1.000
26 Josh Stapleton...	.000	1-0	0	0	0	0	0	0	0	0	.000	0	1	0	0	1.000	0	0	0-0	0	0	0	.000
Totals.....	.318	8-8	277	69	88	22	3	6	62	134	.484	46	14	27	4	.433	5	10	13-16	225	98	10	.970
Opponents.....	.225	8-8	275	24	62	11	0	2	24	79	.287	21	6	68	5	.295	0	4	7-11	204	91	15	.952

LOB - Team (79), Opp (58). DPs turned - Team (8), Opp (5). CI - Team (1), Donaldson 1.

(All games Sorted by Earned run avg)

Player	ERA	W-L	APP	GS	CG	SHO/CBO	SV	IP	H	R	ER	BB	SO	2B	3B	HR	AB	B/Avg	WP	HBP	BK	SFA	SHA
15 Bryan Woodall....	0.00	2-0	2	2	0	0/1	0	13.0	8	1	0	0	6	1	0	0	46	.174	0	1	0	0	0
27 Paul Burnside....	0.00	2-0	2	1	0	0/0	0	10.0	6	0	0	3	8	0	0	0	35	.171	0	0	0	0	1
44 Evan Crawford....	0.00	1-0	2	1	0	0/0	0	7.0	9	1	0	2	7	0	0	0	28	.321	0	0	1	0	1
29 Scott Shuman....	0.00	1-0	3	0	0	0/0	1	7.0	2	1	0	1	8	0	0	0	23	.087	0	0	0	0	1
31 Johnny Thompson..	0.00	0-1	4	0	0	0/0	0	5.0	3	1	0	1	4	1	0	0	15	.200	1	0	0	0	1
19 Brett Butts.....	1.23	0-0	4	0	0	0/1	1	7.1	5	1	1	2	11	3	0	0	25	.200	0	0	0	0	0
37 Chris Dennis....	3.60	0-0	3	0	0	0/0	0	5.0	5	3	2	2	9	1	0	0	21	.238	1	0	0	0	0
20 Taylor Thompson..	4.15	1-0	2	2	0	0/0	0	8.2	8	4	4	5	8	2	0	1	33	.242	2	0	0	0	0
8 Luke Greinke.....	4.50	0-0	2	0	0	0/0	1	2.0	1	1	1	1	2	0	0	1	7	.143	0	0	0	0	0
17 Josh Blake.....	5.40	0-0	1	0	0	0/0	0	1.2	2	1	1	0	1	0	0	0	7	.286	0	2	0	0	0
23 Justin Bristow...	8.53	0-0	2	1	0	0/0	0	6.1	10	6	6	1	3	2	0	0	26	.385	1	2	0	0	0
12 Austin Hubbard...	18.00	0-0	1	1	0	0/0	0	2.0	3	4	4	3	1	1	0	0	9	.333	0	1	0	0	0
Totals.....	2.28	7-1	8	8	0	1/1	3	75.0	62	24	19	21	68	11	0	2	275	.225	5	6	1	0	4
Opponents.....	7.81	1-7	8	8	0	0/0	1	68.0	88	69	59	46	27	22	3	6	277	.318	9	14	0	5	10

PB - Team (4), Spruill 2, Donaldson 2, Opp (1). Pickoffs - Team (4), Donaldson 2, Spruill 1, Woodall 1. SBA/ATT - Donaldson (5-8), T. Thompson (3-3), Spruill (2-2), J. Thompson (1-2), Bristow (1-2), Shuman (0-1), Burnside (1-1), Crawford (0-1), Hubbard (1-1).



**2007 PITCHING UPDATES**

**#17 JOSH BLAKE**

2003-FR. (ARIZONA ST.)	DEC	S/R	IP	H	R	ER	BB	SO	Pitch
Feb. 8 Florida State	--	R	1.2	1	2	0	3	4	--
Feb. 21 vs. Memphis	S	R	3.0	1	0	0	0	0	--
Feb. 27 Connecticut	--	R	1.0	1	0	0	1	0	--
Feb. 29 Connecticut	--	R	1.0	6	4	4	0	0	--
Mar. 7 East Carolina	--	R	0.2	2	2	2	0	0	--
Mar. 17 Oklahoma State	W	R	3.0	4	2	2	1	1	--
Mar. 20 California	--	R	4.1	2	0	0	3	4	--
Apr. 8 Oral Roberts	--	R	0.0	0	1	0	0	0	--
Apr. 16 at UCLA	--	R	0.2	2	3	3	4	1	--
Apr. 18 at UCLA	--	R	0.1	1	0	0	0	1	--
May 19 at N. Mexico St.	--	R	2.2	2	1	1	1	2	--
May 23 at Arizona	--	R	1.0	0	0	0	1	2	--
May 30 at Stanford	--	R	0.2	0	0	0	1	0	--
June 4 vs. Pepperdine	--	R	2.0	5	5	5	1	2	--

2005-SO.	DEC	S/R	IP	H	R	ER	BB	SO	Pitch
Feb. 13 at Florida State	W	R	1.2	0	1	1	4	2	43
Feb. 20 VCU	--	S	3.2	6	4	4	0	2	52
Mar. 1 South Alabama	L	S	3.0	1	1	1	1	1	37
Mar. 6 Clemson	--	S	5.0	5	2	2	2	2	71
Mar. 13 VMI	W	S	5.1	5	2	2	1	1	54
Mar. 20 Tennessee	L	S	3.0	4	3	3	2	0	49
Mar. 27 at LSU	--	S	2.1	5	5	5	0	1	46
Apr. 3 Arkansas	L	S	1.0	4	5	3	0	0	25
Apr. 5 Georgia Tech	--	R	1.0	0	0	0	0	0	13
Apr. 16 at Kentucky	--	R	1.1	2	1	1	2	1	33

2007-JR.	DEC	S/R	IP	H	R	ER	BB	SO	Pitch
Feb. 11 Hofstra	--	R	1.2	2	1	1	0	1	29

**#23 JUSTIN BRISTOW**

2007-SO.	DEC	S/R	IP	H	R	ER	BB	SO	Pitch
Feb. 10 Hofstra	--	S	4.1	10	6	6	1	2	67
Feb. 18 UNC Greensboro	--	R	2.0	0	0	0	0	1	19

**#43 TED BRYANT**

2004-FR.	DEC	S/R	IP	H	R	ER	BB	SO	Pitch
Feb. 21 Boston College	--	R	1.0	2	3	3	1	1	29

2005-SO.	DEC	S/R	IP	H	R	ER	BB	SO	Pitch
Feb. 6 Hofstra	--	R	0.2	0	0	0	0	1	5
Feb. 11 at Florida State	--	R	0.0	1	1	1	0	0	1
Mar. 6 Clemson	--	R	0.0	2	3	0	0	0	11
May 14 at Georgia	--	R	0.1	0	0	0	1	0	6

2006-JR.	DEC	S/R	IP	H	R	ER	BB	SO	Pitch
Mar. 5 at Arizona State	--	R	0.1	0	0	0	0	1	5
Mar. 25 at Vanderbilt	--	R	1.0	1	0	0	0	0	12
Apr. 8 at Ole Miss [G1]	--	R	1.0	5	3	2	0	1	26
Apr. 15 Mississippi State	--	R	1.0	2	0	0	0	1	24

**#27 PAUL BURNSIDE**

2006-FR.	DEC	S/R	IP	H	R	ER	BB	SO	Pitch
Feb. 5 VMI	--	R	1.0	0	0	0	0	0	13
Feb. 18 Hofstra	--	R	1.0	1	1	1	1	0	20
Feb. 24 Elon	--	R	0.2	0	0	0	0	1	5
Feb. 28 Davidson	--	R	1.1	1	1	1	1	0	19
Mar. 3 at Arizona State	--	R	0.1	4	5	5	0	1	24
Mar. 25 at Vanderbilt	--	R	3.0	2	1	0	1	2	43
Mar. 28 at Troy	--	R	3.1	3	3	3	0	3	49
Apr. 2 Kentucky	W	R	3.1	0	0	0	0	5	70
Apr. 9 at Ole Miss	--	R	3.1	4	0	0	1	1	44
Apr. 11 at South Alabama	--	R	1.2	1	0	0	0	3	19
Apr. 14 Mississippi State	W	R	4.2	2	0	0	1	4	64
Apr. 19 vs. Troy	L	R	1.0	2	2	1	1	1	22
Apr. 21 at Florida	--	R	3.0	0	0	0	0	1	28
Apr. 23 at Florida	--	R	0.2	0	0	0	1	0	12
Apr. 28 at Alabama	--	R	4.0	3	0	0	3	4	76
May 5 LSU	--	R	3.1	2	1	0	4	2	64
May 12 Georgia	L	S	4.1	7	8	8	3	3	94
May 18 at Arkansas	L	S	4.0	8	5	5	3	2	91

2007-SO.	DEC	S/R	IP	H	R	ER	BB	SO	Pitch
Feb. 11 Hofstra	W	R	4.0	2	0	0	1	3	38
Feb. 17 UNC Greensboro	W	S	6.0	4	0	0	2	5	84

**#19 BRETT BUTTS**

2006-SO.	DEC	S/R	IP	H	R	ER	BB	SO	Pitch
Feb. 4 VMI	--	R	3.0	4	3	0	1	5	68
Feb. 11 Florida State	L	S	4.2	5	7	6	2	3	92
Feb. 18 Hofstra	W	S	5.0	6	2	1	0	1	84
Feb. 25 Elon [G1]	L	S	5.0	6	3	2	3	3	71
Mar. 3 at Arizona State	L	S	4.1	4	4	3	2	1	77
Mar. 11 Birmingham Southern	W	S	5.0	6	1	1	0	1	76
Mar. 18 South Carolina	L	S	3.2	9	6	5	0	2	76
Mar. 24 at Vanderbilt	--	S	5.0	4	0	0	4	6	93
Mar. 31 Kentucky	--	S	5.0	7	5	5	1	4	93
Apr. 8 at Ole Miss [G1]	L	S	4.2	8	6	6	3	4	87
Apr. 14 Mississippi State	--	S	4.1	6	4	4	1	1	67
Apr. 21 at Florida	W	S	5.0	8	6	3	2	3	81
Apr. 28 at Alabama	--	S	3.0	7	5	5	2	4	78
May 5 LSU	L	S	2.2	5	3	3	3	2	67
May 19 at Arkansas	--	R	4.1	5	4	2	1	2	72

2007-JR.	DEC	S/R	IP	H	R	ER	BB	SO	Pitch
Feb. 9 Hofstra	--	R	2.0	2	0	0	0	4	29
Feb. 14 Lipscomb	--	R	0.1	0	0	0	0	1	4
Feb. 16 UNC Greensboro	S	R	3.0	2	1	1	1	3	40
Feb. 20 Troy	--	R	2.0	1	0	0	1	3	31

## 2007 PITCHING UPDATES

### #44 EVAN CRAWFORD

2006-FR.	DEC	S/R	IP	H	R	ER	BB	SO	Pitch	
Feb. 5	VMI	L	S	4.0	7	5	4	1	5	73
Feb. 19	Hofstra	--	S	4.0	2	2	1	2	4	73
Feb. 26	Elon [G2]	W	S	5.0	8	2	2	3	2	98
Mar. 5	at Arizona State	L	S	4.0	6	4	3	3	0	84
Mar. 12	Birmingham Southern	L	S	6.0	5	3	3	2	8	108
Mar. 19	South Carolina	W	S	7.0	4	0	0	4	4	114
Mar. 26	at Vanderbilt	L	S	5.1	7	3	3	3	1	88
Apr. 1	Kentucky	W	S	5.0	2	1	1	6	5	111
Apr. 8	at Ole Miss [G2]	W	S	7.0	5	1	1	4	3	95
Apr. 15	Mississippi State	--	S	4.0	6	6	4	3	4	89
Apr. 22	at Florida	L	S	7.0	4	2	2	3	6	106
Apr. 29	at Alabama	W	S	5.0	9	5	3	1	2	95
May 6	LSU	L	S	6.0	6	4	3	2	3	109
May 13	Georgia	L	S	7.0	7	4	2	2	5	105
May 19	at Arkansas	L	S	2.1	9	6	6	1	3	70

2007-SO.	DEC	S/R	IP	H	R	ER	BB	SO	Pitch	
Feb. 14	Lipscomb	--	R	2.0	4	0	0	0	2	30
Feb. 18	UNC Greensboro	W	S	5.0	5	1	0	2	5	89

### #22 CHRIS DENNIS

2003-FR.	DEC	S/R	IP	H	R	ER	BB	SO	Pitch	
Feb. 8	VCU	--	R	1.0	0	0	0	1	1	12
Feb. 11	Samford	--	R	1.0	0	0	0	0	2	13
Feb. 16	Virginia	--	S	2.0	4	2	2	2	4	50
Feb. 22	Clemson-2	--	R	2.0	2	3	3	3	0	45
Feb. 28	Elon	--	R	2.0	1	0	0	0	5	30
Mar. 4	at Samford	--	R	2.0	2	0	0	1	4	38
Mar. 7	at North Carolina	--	R	4.2	2	0	0	0	4	67
Mar. 18	at Georgia Tech	--	R	3.0	6	4	3	1	1	71
Mar. 28	at Georgia	W	R	2.0	2	0	0	1	3	24
Mar. 30	at Georgia	L	R	0.0	1	2	2	1	0	12
Apr. 4	Alabama	W	R	3.0	1	0	0	0	3	35
Apr. 5	Alabama	--	R	0.2	0	0	0	0	0	2
Apr. 11	at Mississippi State	--	R	2.1	0	0	0	1	2	28
Apr. 13	at Mississippi State	--	R	1.2	1	0	0	1	1	31
Apr. 19	Arkansas	--	R	1.2	2	1	1	1	1	25
Apr. 22	at South Alabama	--	R	1.0	2	0	0	1	0	21
Apr. 27	at Vanderbilt	--	R	2.0	0	1	1	1	2	37
May 3	Florida-G2	L	R	0.1	2	3	3	2	0	26
May 10	at LSU	--	R	1.0	1	0	0	0	4	9
May 13	Mercer	W	S	3.0	0	0	0	2	3	47
May 22	vs. Vanderbilt	--	S	5.0	3	0	0	1	2	70
June 1	Ohio State	--	S	3.2	5	5	4	1	4	66

2004-SO.	DEC	S/R	IP	H	R	ER	BB	SO	Pitch	
Feb. 13	Western Carolina	--	R	1.0	1	0	0	0	1	15
Feb. 15	Western Carolina	--	R	1.1	2	0	0	0	2	21
Feb. 24	Samford	--	R	2.0	3	3	3	1	5	43
Feb. 29	Hofstra	--	R	1.0	1	1	0	1	2	29
Mar. 5	VCU	--	R	1.0	0	0	0	0	0	12
Mar. 9	Troy State	W	R	1.1	3	1	1	0	1	26
Mar. 12	at Clemson	--	R	0.1	0	0	0	0	0	3
Mar. 19	Kentucky	--	R	2.0	4	2	2	0	3	36
Mar. 23	at UAB	--	R	1.1	0	0	0	0	4	22
Mar. 27	at Tennessee	--	R	2.1	0	0	0	1	1	38
Mar. 30	at Georgia Tech	--	R	2.0	2	1	0	0	2	30
Apr. 6	UAB	W	S	4.0	5	1	1	0	3	53
Apr. 14	at South Alabama	--	R	2.2	2	1	0	0	2	37
Apr. 18	at Alabama	--	R	0.1	2	3	3	1	0	23
Apr. 23	Mississippi State	--	R	4.2	4	0	0	0	3	62
Apr. 25	Mississippi State	W	R	0.1	0	0	0	0	1	8
Apr. 30	at Florida	--	R	2.1	0	0	0	0	1	24

May 2	at Florida	--	R	0.2	4	5	1	1	1	27
May 7	South Carolina	S	R	0.2	0	0	0	0	2	12
May 9	South Carolina	--	R	0.2	0	0	0	0	0	5
May 16	Georgia	W	R	3.0	2	0	0	1	6	54
May 22	at Arkansas	S	R	3.0	1	0	0	0	3	36

2006-JR.	DEC	S/R	IP	H	R	ER	BB	SO	Pitch	
Feb. 3	VMI	W	S	6.0	1	0	0	2	3	66
Feb. 10	Florida State	--	S	6.0	2	2	2	3	6	94
Feb. 17	Hofstra	--	S	2.2	4	6	2	2	1	63
Feb. 24	Elon	L	S	5.0	6	5	5	3	1	87
Mar. 11	Birmingham Southern	--	R	2.0	0	0	0	0	3	28
Mar. 17	South Carolina	--	S	5.0	4	1	1	4	1	82
Mar. 25	at Vanderbilt	L	S	2.1	8	6	6	3	2	56
Apr. 2	Kentucky	--	S	1.2	3	4	4	2	2	49
Apr. 9	at Ole Miss	L	S	3.2	8	9	5	2	1	76
Apr. 16	Mississippi State	W	S	5.0	4	2	1	3	4	96
Apr. 23	at Florida	W	S	5.1	5	1	1	2	4	80
Apr. 30	at Alabama	L	S	4.2	6	6	6	5	1	80
May 6	LSU	L	S	5.0	7	3	2	0	4	83
May 14	Georgia	L	S	5.1	9	5	4	1	4	98
May 20	at Arkansas	L	S	4.0	7	7	6	3	2	81

2007-SR.	DEC	S/R	IP	H	R	ER	BB	SO	Pitch	
Feb. 10	Hofstra	--	R	1.0	1	1	1	1	2	23
Feb. 17	UNC Greensboro	--	R	2.0	1	1	0	0	4	30
Feb. 20	Troy	--	R	2.0	3	1	1	1	3	35

#### STATISTICAL BREAKDOWN

BREAKDOWN	ERA	W-L	G/GS	SV	IP	H	R	ER	BB	K
Alabama	9.35	1-1	4/1	0	8.2	9	9	9	6	4
Arkansas	7.27	0-1	3/1	1	8.2	10	8	7	4	6
LSU	3.00	0-1	2/1	0	6.0	8	3	2	0	4
Ole Miss	12.30	0-1	1/1	0	3.2	8	9	5	2	1
Mississippi St.	1.29	1-0	5/1	0	14.0	9	2	1	5	11
SEC West	5.27	3-4	15/5	1	41.0	44	29	24	17	26
Florida	5.20	1-1	4/1	0	8.2	11	9	5	5	5
Georgia	5.23	2-2	4/1	0	10.1	14	7	6	4	13
Kentucky	14.75	0-0	2/1	0	3.2	7	6	6	2	5
South Carolina	1.42	0-0	3/1	1	6.1	4	1	1	4	3
Tennessee	0.00	0-0	1/0	0	2.1	0	0	0	1	1
Vanderbilt	6.75	0-1	3/2	0	9.1	11	7	7	5	6
SEC East	5.58	3-4	17/6	1	40.1	47	30	25	21	33
Home	4.22	8-4	37/13	1	91.2	86	53	43	37	89
Away	5.43	2-5	24/5	1	54.2	62	46	33	26	40
Neutral	0.00	0-0	1/1	0	5.0	3	0	0	1	2
February	4.75	1-1	15/5	0	36.0	31	24	19	20	37
March	4.31	2-2	15/2	0	31.1	34	17	15	12	29
April	4.64	5-2	17/6	0	44.2	45	29	23	20	27
May	4.28	2-4	15/5	1	33.2	36	23	16	11	27
June	9.82	0-0	1/1	0	3.2	5	5	4	1	4
SEC Tournament	0.00	0-0	1/1	0	5.0	3	0	0	1	2
NCAA Regional	9.82	0-0	1/1	0	3.2	5	5	4	1	4
All Postseason	4.15	0-0	2/2	0	8.2	8	5	4	2	6

### #4 JOSH DONALDSON

2005-FR.	DEC	S/R	IP	H	R	ER	BB	SO	Pitch	
Feb. 15	Mercer	--	R	2.0	1	0	0	1	1	31

**2007 PITCHING UPDATES**

**#8 LUKE GREINKE**

2006-FR.	DEC	S/R	IP	H	R	ER	BB	SO	Pitch
Feb. 3	VMI	--	R	2.0	0	0	0	0	17
Feb. 5	VMI	--	R	1.1	2	0	0	2	30
Feb. 10	Florida State	S	R	2.0	0	0	0	1	24
Feb. 18	Hofstra	--	R	1.0	0	0	0	0	14
Feb. 19	Hofstra	S	R	1.0	1	0	0	1	18
Feb. 24	Elon [G2]	--	R	2.0	0	0	0	1	26
Mar. 5	at Arizona State	--	R	3.1	4	3	3	1	3
Mar. 11	Birmingham Southern	S	R	2.0	3	1	0	1	2
Mar. 14	Appalachain State	--	S	0.1	1	2	0	0	1
Apr. 8	at Ole Miss [G2]	--	R	1.0	1	0	0	0	8
Apr. 11	at South Alabama	S	R	1.0	1	0	0	0	14
Apr. 16	Mississippi State	--	R	1.0	1	1	0	0	18
Apr. 21	at Florida	S	R	1.0	1	0	0	1	0
Apr. 23	at Florida	--	R	2.0	4	3	3	0	2
Apr. 29	at Alabama	S	R	2.0	2	1	1	1	0
May 7	LSU	--	R	1.1	4	3	1	0	1
May 14	Georgia	--	R	2.0	5	3	3	0	0

2007-SO.	DEC	S/R	IP	H	R	ER	BB	SO	Pitch
Feb. 11	Hofstra	--	R	1.0	0	0	0	0	1
Feb. 17	UNC Greensboro	S	R	1.0	1	1	1	1	1

**#12 AUSTIN HUBBARD**

2007-FR.	DEC	S/R	IP	H	R	ER	BB	SO	Pitch
Feb. 11	Hofstra	--	S	2.0	3	4	4	3	1

**#34 CLIFF MULLINS**

2005-FR.	DEC	S/R	IP	H	R	ER	BB	SO	Pitch
Feb. 5	Hofstra	W	R	2.1	2	1	0	1	3
Feb. 12	at Florida State	--	R	0.2	2	2	0	1	1
Feb. 15	Mercer	--	S	4.0	5	5	1	2	2
Feb. 19	VCU	--	R	1.0	0	0	0	2	1
Feb. 22	Troy	--	S	2.0	3	2	2	1	2
Mar. 6	Clemson	--	R	1.1	1	1	0	0	0
Mar. 23	at Georgia Tech	--	R	2.0	2	1	1	1	2
Mar. 26	at LSU	--	R	1.0	1	2	0	0	1
Mar. 27	at LSU	--	R	1.2	2	0	0	0	1
Apr. 5	Georgia Tech	--	S	2.0	3	2	2	2	1
Apr. 10	at Mississippi State	--	R	5.0	1	0	0	2	3
Apr. 17	at Kentucky	--	S	1.2	1	1	0	3	2
Apr. 24	Florida	--	S	4.0	5	3	3	2	2
May 1	at South Carolina	L	S	3.0	4	2	2	1	2
May 15	at Georgia	L	S	1.1	6	4	4	1	0
June 5	vs. Army	W	S	5.0	2	0	0	3	5

**#29 SCOTT SHUMAN**

2007-FR.	DEC	S/R	IP	H	R	ER	BB	SO	Pitch
Feb. 10	Hofstra	W	R	2.0	1	0	0	0	3
Feb. 14	Lipscomb	--	R	3.0	1	1	0	1	3
Feb. 18	UNC Greensboro	S	R	2.0	0	0	0	0	2

**#31 JOHNNY THOMPSON**

2006-JR.	DEC	S/R	IP	H	R	ER	BB	SO	Pitch
Feb. 4	VMI	--	R	1.0	0	0	0	0	3
Feb. 5	VMI	--	R	0.1	0	0	0	1	0
Feb. 11	Florida State	--	R	1.2	0	0	0	1	3
Feb. 17	Hofstra	--	R	3.0	1	0	0	1	2
Feb. 19	Hofstra	--	R	2.0	0	0	0	0	3
Feb. 21	Troy	--	R	1.2	1	0	0	1	1
Feb. 24	Elon	--	R	1.0	3	2	1	0	2
Feb. 26	Elon [G1]	--	R	1.0	1	0	0	0	0
Feb. 28	Davidson	W	R	3.0	1	0	0	1	3
Mar. 4	at Arizona State	--	R	0.2	2	2	0	0	0
Mar. 5	at Arizona State	--	R	0.1	1	1	0	0	0
Mar. 10	Birmingham Southern	--	R	1.2	2	2	2	0	1
Mar. 12	Birmingham Southern	--	R	1.0	2	2	2	1	0
Mar. 17	South Carolina	--	R	2.0	1	0	0	0	1
Mar. 18	South Carolina	--	R	0.2	0	0	0	0	1
Mar. 21	Samford	S	R	1.0	1	0	0	1	1
Mar. 26	at Vanderbilt	--	R	1.1	2	2	2	0	1
Apr. 1	Kentucky	S	R	2.0	1	0	0	1	3
Apr. 2	Kentucky	--	R	1.0	0	0	0	0	2
Apr. 8	at Ole Miss [G2]	--	R	1.0	2	1	1	0	0
Apr. 11	at South Alabama	--	R	0.2	0	0	0	0	1
Apr. 15	Mississippi State	--	R	0.2	2	5	4	3	0
Apr. 19	vs. Troy	--	R	1.0	1	0	0	2	0
Apr. 23	at Florida	--	R	1.0	0	0	0	0	1
Apr. 28	at Alabama	L	R	2.2	2	1	1	0	2
May 6	LSU	--	R	3.0	2	1	0	2	0
May 13	Georgia	--	R	2.0	0	0	0	0	4
May 19	at Arkansas	--	R	1.1	1	0	0	0	2

2007-SR.	DEC	S/R	IP	H	R	ER	BB	SO	Pitch
Feb. 10	Hofstra	--	R	1.2	1	0	0	0	1
Feb. 11	Hofstra	--	R	0.1	0	0	0	0	0
Feb. 14	Lipscomb	L	R	2.0	2	1	0	0	1
Feb. 20	Troy	--	R	1.0	0	0	0	1	2

**#20 TAYLOR THOMPSON**

2007-FR.	DEC	S/R	IP	H	R	ER	BB	SO	Pitch
Feb. 14	Lipscomb	--	S	4.2	4	2	2	2	4
Feb. 20	Troy	W	S	4.0	4	2	2	3	4

**2007 PITCHING UPDATES**

**#15 BRYAN WOODALL**

<b>2006-FR.</b>	<b>DEC</b>	<b>S/R</b>	<b>IP</b>	<b>H</b>	<b>R</b>	<b>ER</b>	<b>BB</b>	<b>SO</b>	<b>Pitch</b>	
Feb. 5	VMI	--	R	1.0	3	2	2	0	2	18
Feb. 18	Hofstra	--	R	2.0	2	0	0	0	1	24
Feb. 21	Troy	--	S	5.0	1	1	1	1	5	66
Feb. 26	Elon [G2]	--	R	2.0	2	1	1	0	0	30
Mar. 3	at Arizona State	L	S	4.0	7	8	3	3	3	84
Mar. 10	Birmingham Southern	L	S	5.2	7	3	3	1	5	83
Mar. 14	Appalachian State	--	R	1.0	0	0	0	0	1	14
Mar. 17	South Carolina	--	R	2.0	6	4	2	0	2	47
Mar. 19	South Carolina	--	R	2.0	3	1	1	0	1	23
Mar. 24	at Vanderbilt	L	R	1.1	3	2	2	0	0	19
Mar. 28	at Troy	L	S	2.1	8	7	6	0	0	40
Apr. 1	Kentucky	--	R	2.0	0	0	0	1	1	22
Apr. 4	vs. Samford	--	S	3.0	5	4	4	1	1	48
Apr. 15	Mississippi State	--	R	0.1	2	1	0	0	0	12
Apr. 19	vs. Troy	--	R	1.0	0	0	0	1	0	9
Apr. 25	Mercer	W	S	5.0	4	1	1	0	8	71
Apr. 30	at Alabama	--	R	0.2	0	0	0	0	0	10
May 7	LSU	--	R	1.0	0	0	0	0	2	10
May 14	Georgia	--	R	0.2	1	1	0	1	0	11
May 20	at Arkansas	--	R	2.2	3	1	1	0	5	37
<b>2007-SO.</b>	<b>DEC</b>	<b>S/R</b>	<b>IP</b>	<b>H</b>	<b>R</b>	<b>ER</b>	<b>BB</b>	<b>SO</b>	<b>Pitch</b>	
Feb. 9	Hofstra	W	S	7.0	3	0	0	0	2	76
Feb. 16	UNC Greensboro	W	S	6.0	5	1	0	0	4	68



# ANDY BENNETT

FIRST BASE/OUTFIELDER

10

HEIGHT: 5-11

WEIGHT: 221

BATS: L

THROWS: L

BORN: September 8, 1983

YEAR: Senior

PREVIOUS SCHOOL: Miami/Polk CC/Auburndale

HOMETOWN: Auburndale, FL

**vs. UNC-GREENSBORO (2/16-18)** Went 2-for-7 with two doubles and 4 RBI ... **vs. LIPSCOMB (2/14)** Went 1-for-3 with 2 BB ... **vs. HOFSTRA (2/9-11)** Went 0-for-8 with 4 BB and 3 HBP.

## 2007 Bennett Game-By-Game

Date	Opp.	AB	R	H	RBI	2B	3B	HR	BB	Avg.
2/9	* Hofstra	1	2	0	0	0	0	0	2	.000
2/10	* Hofstra	2	1	0	0	0	0	0	2	.000
2/11	* Hofstra	5	0	0	0	0	0	0	0	.000
2/14	* Lipscomb	3	0	1	0	0	0	0	2	.091
2/16	* UNC-Greensboro	3	0	2	4	1	0	0	0	.214
2/17	* UNC-Greensboro	2	0	0	0	0	0	0	1	.167
2/18	* UNC-Greensboro	2	0	0	0	0	0	0	0	.167
2/20	* Troy	5	1	1	0	1	0	0	0	.174

### BENNETT'S GAME HIGHS

#### 2007:

HITS: 2, vs. UNC-Greensboro (2/16)

RUNS: 2, vs. Hofstra (2/9)

RBI: 4, vs. UNC-Greensboro (2/16)

HIT STREAK: 1, 2/20-present

#### CAREER:

HITS: 3, twice, last 2/17/06 vs. Hofstra

RUNS: 3, 2/18\*06 vs. Hofstra

RBI: 4, vs. UNC-Greensboro (2/16/07)

HIT STREAK: 9, 4/8-22/06



# MIKE BIANUCCI

INFIELDER/OUTFIELDER

3

**HEIGHT:** 6-1  
**BATS:** R  
**BORN:** June 26, 1986 in Fairfax, VA  
**HIGH SCHOOL:** W.T. Woodson

**WEIGHT:** 210  
**THROWS:** R  
**YEAR:** Sophomore  
**HOMETOWN:** Fairfax, VA

**VS. TROY (2/20)** Went 2-for-3 with a HR ... **VS. UNC-GREENSBORO (2/16-18)** Went 5-for-11 ... Had 4 RBI ... **VS. HOFSTRA (2/9-11)** Hit first HR of season in 5-run 7th on Saturday ... Finished the series with 4 RBI ... **2007 PRESEASON** SEBaseball.com First Team All-SEC (OF) ... Wallace Watch List ... Louisville Slugger Preseason All-American.

## 2007 Bianucci Game-By-Game

Date	Opp.	AB	R	H	RBI	2B	3B	HR	BB	Avg.
2/9	* Hofstra	3	3	2	0	1	0	0	2	.667
2/10	* Hofstra	3	2	1	1	0	0	1	2	.500
2/11	* Hofstra	4	2	1	3	0	0	1	1	.400
2/14	* Lipscomb	5	0	0	0	0	0	0	1	.267
2/16	* UNC-Greensboro	5	1	2	2	0	0	0	0	.300
2/17	* UNC-Greensboro	3	0	2	2	0	0	0	1	.385
2/18	* UNC-Greensboro	3	0	1	1	0	0	0	0	.346
2/20	* Troy	3	2	2	1	0	0	1	1	.379

### BIANUCCI'S GAME HIGHS

**2007:**

**HITS:** 2, 4 times, last 2/20 vs. Troy  
**RUNS:** 3, 2/9 vs. Hofstra  
**RBI:** 3, 2/11 vs. Hofstra  
**HIT STREAK:** 4, 2/16-present

**CAREER:**

**HITS:** 4, 3 times, last 4/25/06 vs. Mercer  
**RUNS:** 3, 3 times, last 2/11/07 vs. Hofstra  
**RBI:** 6, 2/17/06 vs. Hofstra  
**HIT STREAK:** 7, 3/28-4/8/06



# JOSH BLAKE

# 17

**LEFTHANDED PITCHER**

**HEIGHT:** 6-4

**WEIGHT:** 205

**BATS:** L

**THROWS:** L

**BORN:** October 17, 1984 in Overland Park, KS

**YEAR:** Junior

**PREVIOUS SCHOOL:** Arizona State/Blue Valley West

**HOMETOWN:** Olathe, KS

**VS. HOFSTRA (2/9-11)** First reliever out of pen on Sunday .. Allowed 1 ER on 2 H.

### 2007 Blake Game-By-Game

Date	Opp.	IP	H	R	ER	BB	SO	NP	ERA
2/11	Hofstra	1.2	2	1	1	0	1	29	5.40

### BLAKE'S GAME HIGHS

**2007:**

**SO:** 1, 2/11 vs. Hofstra

**WALKS:** --

**IP, STARTER:** --

**IP, RELIEVER:** 1.2, 2/11 vs. Hofstra

**CAREER:**

**SO:** 4, twice, last 3/20/04 vs. California

**WALKS:** 4, twice, last 2/13/05 at Florida State

**IP, STARTER:** 5.1 on 3/13/05 vs. VMI

**IP, RELIEVER:** 4.1 on 3/20/04 vs. California



# JUSTIN BRISTOW

# 23

INFIELDER/RIGHTHANDED PITCHER

HEIGHT: 6-4

BATS: R

BORN: March 6, 1987 in Richmond, VA

HIGH SCHOOL: Mills Godwin

WEIGHT: 220

THROWS: R

YEAR: Sophomore

HOMETOWN: Richmond, VA

**vs. UNC-GREENSBORO (2/16-18)** Threw 2.0 scoreless IP in relief Friday, allowing no hits in first relief appearance of career ... **vs. HOFSTRA (2/9-11)** Allowed 6 ER in 4.1 IP on Saturday, getting ND in 1st collegiate start on the mound.

### 2007 Bristow Game-By-Game

Date	Opp.	IP	H	R	ER	BB	SO	NP	ERA
2/10 *	Hofstra	4.1	10	6	6	1	2	67	12.46
2/17	UNC-Greensboro	2.0	0	0	0	0	1	19	8.53

#### BRISTOW'S PITCHING GAME HIGHS

2007:

SO: 2, 2/10 vs. Hofstra

WALKS: 1, 2/11 vs. Hofstra

IP, STARTER: 4.1, 2/11 vs. Hofstra

IP, RELIEVER: 2.0, 2/17 vs. UNC-Greensboro

#### BRISTOW'S HITTING GAME HIGHS

2007:

HITS: --

RUNS: --

RBI: --

HIT STREAK: --

CAREER:

HITS: 4, 5/5/06 vs. LSU

RUNS: 1, 16 times, last 4/29/06 at Alabama

RBI: 1, 9 times, last 5/18/06 at Arkansas

HIT STREAK: 8, 2/26-3/12/06



# ROBERT BROOKS

5

**INFIELDER**

**HEIGHT:** 6-2  
**BATS:** R  
**BORN:** May 29, 1988 in Seoul, South Korea  
**HIGH SCHOOL:** Enterprise

**WEIGHT:** 183  
**THROWS:** R  
**YEAR:** Freshman  
**HOMETOWN:** Enterprise, AL

**VS. TROY (2/20)** Went 2x3 with a 2B and 2 RBI ... **VS. UNC-GREENSBORO (2/16-18)** Went 3-for-10 with 2 2B ... **VS. LIPSCOMB (2/14)** Went 2x6 with a RBI and run scored ... **VS. HOFSTRA (2/9-11)** Went 6x14 in the series, hitting a RBI 3B in 2nd collegiate AB.

### BROOKS' GAME HIGHS

**2007:**  
**HITS:** 3, 2/11 vs. Hofstra  
**RUNS:** 2, 2/9 vs. Hofstra  
**RBI:** 3, 2/10 vs. Hofstra  
**HIT STREAK:** 1, 2/20-present

2007 Brooks Game-By-Game

Date	Opp.	AB	R	H	RBI	2B	3B	HR	BB	Avg.
2/9	* Hofstra	5	2	2	2	0	1	0	0	.400
2/10	* Hofstra	4	1	1	3	1	0	0	0	.333
2/11	* Hofstra	5	0	3	0	1	0	0	0	.429
2/14	* Lipscomb	6	1	2	1	0	0	0	0	.400
2/16	* UNC-Greensboro	4	0	2	0	1	0	0	0	.417
2/17	* UNC-Greensboro	2	0	1	0	1	0	0	0	.429
2/18	* UNC-Greensboro	4	1	0	0	0	0	0	0	.367
2/20	* Troy	3	1	2	2	1	0	0	0	.394



# PAUL BURNSIDE

# 27

**RIGHTHANDED PITCHER**

**HEIGHT:** 6-4

**BATS:** R

**BORN:** November 20, 1986 in Montgomery, AL

**HIGH SCHOOL:** Jeff Davis

**WEIGHT:** 215

**THROWS:** R

**YEAR:** Sophomore

**HOMETOWN:** Montgomery, AL

**vs. UNC-GREENSBORO (2/16-18)** Earned his second win on the season with 6.0 scoreless IP, allowing just 4 hits ... **vs. HOFSTRA (2/9-11)** Earned first win of the season with 4.0 IP on Sunday without allowing a runner to advance past second.

### 2007 Burnside Game-By-Game

Date	Opp.	IP	H	R	ER	BB	SO	NP	ERA
2/11	Hofstra (W)	4.0	2	0	0	1	3	38	0.00
2/17 *	UNC Greensboro (W)	6.0	4	0	0	2	3	84	0.00

### BURNSIDE'S GAME HIGHS

**2007:**

**SO:** 3, twice, last 2/17 vs. UNC-Greensboro  
**WALKS:** 2, 2/17 vs. UNC-Greensboro  
**IP, STARTER:** 6.0, 2/17 vs. UNC-Greensboro  
**IP, RELIEVER:** 4.0, 2/11 vs. Hofstra

**CAREER:**

**SO:** 4, twice, last 4/28/06 at Alabama  
**WALKS:** 5, 4/2/06 vs. Kentucky  
**IP, STARTER:** 6.0, 2/17 vs. UNC-Greensboro  
**IP, RELIEVER:** 4.2, 4/14/06 vs. Miss. State



# BRETT BUTTS

**RIGHTHANDED PITCHER**

19

**HEIGHT:** 6-1  
**BATS:** R  
**BORN:** April 24, 1986 in Riverdale, Ga.  
**PREVIOUS SCHOOL:** Darton CC/East Coweta

**WEIGHT:** 190  
**THROWS:** R  
**YEAR:** Junior  
**HOMETOWN:** Sharpsburg, GA

**VS. TROY (2/20)** Threw 2.0 IP of scoreless relief, allowing just 1 hit and striking out 3 ... **VS. HOFSTRA (2/9-11)** Threw 2.0 IP of scoreless relief, striking out 4 in season-opener.

### 2007 Butts Game-By-Game

Date	Opp.	IP	H	R	ER	BB	SO	NP	ERA
2/9	Hofstra	2.0	2	0	0	0	4	29	0.00
2/14	Lipscomb	0.1	0	0	0	0	1	4	0.00
2/16	UNC-Greensboro	3.0	2	1	1	1	3	40	1.69
2/20	Troy	2.0	1	0	0	1	3	31	1.23

### BUTTS' GAME HIGHS

**2007:**

**SO:** 4, 2/9 vs. Hofstra  
**WALKS:** 1, twice, last 2.20 vs. Troy  
**IP, STARTER:** -  
**IP, RELIEVER:** 3.0, 2/16 vs. UNC-Greensboro

**CAREER:**

**SO:** 6, 3/24 at Vanderbilt  
**WALKS:** 4, 3/24 at Vanderbilt  
**IP, STARTER:** 5.0, 5 times, last 4/1 vs. Kentucky  
**IP, RELIEVER:** 4.1, 5/19 at Arkansas



# EVAN CRAWFORD

# 44

**LEFTHANDED PITCHER**

**HEIGHT:** 6-1  
**BATS:** R  
**BORN:** September 2, 1986 in Pensacola, FL  
**HIGH SCHOOL:** Prattville

**WEIGHT:** 185  
**THROWS:** L  
**YEAR:** Sophomore  
**HOMETOWN:** Prattville, AL

**vs. UNC-GREENSBORO (2/18)** Earned his first win of the year, allowing an unearned run in 5.0 IP in Sunday start ... **vs. LIPSCOMB (2/14)** Threw 2.0 IP of scoreless relief, allowing four hits and striking out two.

### 2007 Crawford Game-By-Game

Date	Opp.	IP	H	R	ER	BB	SO	NP	ERA
2/14	Lipscomb	2.0	4	0	0	0	2	30	0.00
2/18	* UNC-Greensboro (W)	5.0	5	1	0	2	5	89	0.00

### CRAWFORD'S GAME HIGHS

**2007:**

**SO:** 5, 2/18 vs. UNC-Greensboro  
**WALKS:** 2, 2/18 vs. UNC-Greensboro  
**IP, STARTER:** 5.0, 2/18 vs. UNC-Greensboro  
**IP, RELIEVER:** 2.0, 2/14 vs. Lipscomb

**CAREER:**

**SO:** 8, 3/12/06 vs. Birmingham Southern  
**WALKS:** 6, 4/1/06 vs. Kentucky  
**IP, STARTER:** 7.0, 4 times, last on 5/13/06 vs. Georgia  
**IP, RELIEVER:** 2.0, 2/14/07 vs. Lipscomb



# CHRIS DENNIS

RIGHTHANDED PITCHER

**HEIGHT:** 6-1  
**BATS:** L  
**BORN:** January 3, 1984 in Huntsville, AL  
**HIGH SCHOOL:** Bob Jones

**WEIGHT:** 205  
**THROWS:** R  
**YEAR:** Senior  
**HOMETOWN:** Madison, AL

# 37

**vs. TROY (2/20)** Threw 2.0 IP, allowing 3 H and 1 R ... **vs. UNC-GREENSBORO (2/16-18)** Allowed 1 ER and 1 H in 2.0 IP Saturday ... K'd the final four hitters he faced ... **vs. HOFSTRA (2/9-11)** Threw the final inning of Saturday's game, allowing an ER on a H and BB.

### DENNIS' GAME HIGHS

**2007:**

**SO:** 4, 2/17 vs. UNC-Greensboro  
**WALKS:** 1, twice, last 2/20 vs. Troy  
**IP, STARTER:** -  
**IP, RELIEVER:** 2.0, twice, last 2/20 vs. Troy

**CAREER:**

**SO:** 6, twice, last 2/10/06 vs. Florida State  
**WALKS:** 5, 4/30/06 at Alabama  
**IP, STARTER:** 6.0, 2/3/06 vs. VMI  
**IP, RELIEVER:** 4.2, twice, last 4/23/04 vs. Miss. St.

### 2007 Dennis Game-By-Game

Date	Opp.	IP	H	R	ER	BB	SO	NP	ERA
2/10	Hofstra	1.0	1	1	1	1	2	23	9.00
2/17	UNC-Greensboro	2.0	1	1	0	0	4	30	1.80
2/20	Troy	2.0	3	1	1	1	3	35	3.60



# JOSH DONALDSON

4

**CATCHER/INFIELDER**

**HEIGHT:** 6-1

**BATS:** R

**BORN:** December 8, 1985 in Pensacola, FL

**HIGH SCHOOL:** Faith Academy

**WEIGHT:** 202

**THROWS:** R

**YEAR:** Junior

**HOMETOWN:** Mobile, AL

**VS. TROY (2/20)** Went 2x5 with 2 R and 2 RBI ... **VS. UNC-GREENSBORO (2/16-18)** Went 2x7 with 4 BB ... **VS. LIPSCOMB (2/14)**

Went 2x5 with a BB and a run scored ... **VS. HOFSTRA (2/9-11)** Had a monster debut, going 7x13 with 2 2B, 3 HR, 7 R and 11 RBI ... Hit HR in first AB of the season ... Joined Tim Hudson ('96), Dominic Rich ('00) and Karl Amonite ('05) as the only Tigers to hit 2+ HR during first two games of a season ... Also threw out two runners and picked another off 1B ...

Named Collegiate Baseball/Louisville Slugger National Player of the Week ... **2007 PRESEASON** Louisville Slugger Preseason All-American.

DONALDSON'S GAME HIGHS	
<b>2007:</b>	
<b>HITS:</b> 3, twice, last 2/10 vs. Hofstra	
<b>RUNS:</b> 3, 2/9 vs. Hofstra	
<b>RBI:</b> 5, 2/10 vs. Hofstra	
<b>HIT STREAK:</b> 4, 2/9-2/13	
<b>CAREER:</b>	
<b>HITS:</b> 4, twice, last 4/25/06 vs. Mercer	
<b>RUNS:</b> 3, 4x, 2/9/07 vs. Hofstra	
<b>RBI:</b> 6, 4/25/06 vs. Mercer	
<b>HIT STREAK:</b> 9, 5/13/06-present	

2007 Donaldson Game-By-Game

Date	Opp.	AB	R	H	RBI	2B	3B	HR	BB	Avg.
2/9 *	Hofstra	5	3	3	4	1	0	1	1	.600
2/10 *	Hofstra	5	2	3	5	1	0	2	2	.600
2/11 *	Hofstra	3	2	1	2	0	0	0	2	.538
2/13 *	Lipscomb	5	1	2	0	0	0	0	1	.500
2/16 *	UNC-Greensboro 1	1	0	1	0	0	0	0	2	.474
2/17 *	UNC-Greensboro 2	1	1	1	0	0	0	0	2	.478
2/18 *	UNC-Greensboro 4	0	1	0	1	0	0	0	0	.440
2/20 *	Troy	5	2	2	2	1	0	0	0	.433



# BRUCE EDWARDS

1

**OUTFIELDER**

**HEIGHT:** 5-11  
**BATS:** S  
**BORN:** September 23, 1984  
**HIGH SCHOOL:** Columbus

**WEIGHT:** 171  
**THROWS:** R  
**YEAR:** Senior  
**HOMETOWN:** Columbus, MS

Has a streak of 22 consecutive stolen bases without being caught, dating to 2005 season ... **vs. UNC-GREENSBORO (2/16-18)** Went 3x3 Friday with 3 R ... **vs. HOFSTRA (2/9-11)** Was a combined 7x14 in the series with 5 R ... 4x4 SB in series.

### EDWARDS' GAME HIGHS

**2007:**  
**HITS:** 4, 2/9 vs. Hofstra  
**RUNS:** 3, 2/16 vs. UNC-Greensboro  
**RBI:** 2, 2/9 vs. Hofstra  
**HIT STREAK:** 3, 2/9-2/11

**CAREER:**  
**HITS:** 4, 2/9/07 vs. Hofstra  
**RUNS:** 3, 4x, 2/16/07 vs. UNC-Greensboro  
**RBI:** 2, 5x, 2/9/07 vs. Hofstra  
**HIT STREAK:** 8, 2/26-3/20/05

### 2007 Edwards Game-By-Game

Date	Opp.	AB	R	H	RBI	2B	3B	HR	BB	Avg.
2/9	* Hofstra	6	2	4	2	0	0	0	0	.667
2/10	* Hofstra	4	2	1	0	0	0	0	2	.500
2/11	* Hofstra	4	1	2	1	0	0	0	0	.500
2/14	* Lipscomb	3	0	0	0	0	0	0	3	.412
2/16	* UNC-Greensboro	3	3	3	0	0	1	0	2	.500
2/17	* UNC-Greensboro	5	0	0	0	0	0	0	0	.333
2/18	* UNC-Greensboro	4	0	0	1	0	0	0	0	.345
2/20	* Troy	2	2	0	0	0	0	0	2	.323



# LUKE GREINKE

8

## UTILITY/RIGHTHANDED PITCHER

**HEIGHT:** 6-0  
**BATS:** R  
**BORN:** June 14, 1986 in Orlando, FL  
**HIGH SCHOOL:** Dr. Phillips

**WEIGHT:** 187  
**THROWS:** R  
**YEAR:** Sophomore  
**HOMETOWN:** Orlando, FL

**VS. TROY (2/20)** Went 1x3 with 2 R ... **VS. UNC-GREENSBORO (2/16-18)** Earned hist first save of the year with 1 IP Saturday, allowing 1 R ... **VS. LIPSCOMB (2/14)** Went 2x5 with a run scored ... **VS. HOFSTRA (2/9-11)** Started all three games as DH and hit 4x10 with 5 R ... Also pitched a perfect 9th in the Sunday game.

### GREINKE'S HITTING GAME HIGHS

**2007:**  
**HITS:** 2, twice, last 2/14 vs. Lipscomb  
**RUNS:** 2, 4x, 2/20 vs. Troy  
**RBI:** 1, 3x, 2/16 vs. UNC-Greensboro  
**HIT STREAK:** 5, 2/9-2/16

**CAREER:**  
**HITS:** 3, twice, last 4/21/06 at Florida  
**RUNS:** 2, 4x, 2/20 vs. Troy  
**RBI:** 2, 4 times, last 5/19/06 at Arkansas  
**HIT STREAK:** 10, 4/25-5/14/06

### GREINKE'S PITCHING GAME HIGHS

**2007:**  
**SO:** 1, 2/11 vs. Hofstra  
**WALKS:** --  
**IP, STARTER:** --  
**IP, RELIEVER:** 1.0, 2x, 2/71 vs. UNC-Greensboro

**CAREER:**  
**SO:** 3, 3 times, last 3/11/06 vs. Birmingham Southern  
**WALKS:** 2, 2/5/06 vs. VMI  
**IP, STARTER:** 0.1, 3/14/06 vs. Appalachian State  
**IP, RELIEVER:** 3.1, 3/5/06 at Arizona State

### 2007 Greinke Hitting Game-By-Game

Date	Opp.	AB	R	H	RBI	2B	3B	HR	BB	Avg.
2/9	* Hofstra	4	1	2	0	0	0	0	1	.500
2/10	* Hofstra	4	2	1	1	0	0	0	2	.375
2/11	* Hofstra	2	2	1	1	0	0	0	2	.400
2/14	* Lipscomb	5	1	2	0	0	0	0	0	.400
2/16	* UNC-Greensboro	4	2	1	1	0	0	0	1	.368
2/17	* UNC-Greensboro	2	1	0	0	0	0	0	1	.304
2/18	* UNC-Greensboro	2	0	0	0	0	0	0	1	.304
2/20	* Troy	3	2	1	0	0	0	0	1	.308

### 2007 Greinke Pitching Game-By-Game

Date	Opp.	IP	H	R	ER	BB	SO	NP	ERA
2/11	Hofstra	1.0	0	0	0	0	1	12	0.00
2/17	UNC-Greensboro(S)	1.0	1	1	0	0	4	30	1.80



# AUSTIN HUBBARD

# 12

**RIGHTHANDED PITCHER**

**HEIGHT:** 6-3

**BATS:** R

**BORN:** June 14, 1988 in Gainesville, GA

**HIGH SCHOOL:** Homewood

**WEIGHT:** 203

**THROWS:** R

**YEAR:** Freshman

**HOMETOWN:** Birmingham, AL

**VS. HOFSTRA (2/9-11)** Started the Sunday game but only went 2.0 IP in the ND.

### 2007 Hubbard Game-By-Game

Date	Opp.	IP	H	R	ER	BB	SO	NP	ERA
2/11	* Hofstra	2.0	3	4	4	3	1	51	18.00

### HUBBARD'S GAME HIGHS

2007:

SO: 1, 2/11 vs. Hofstra

WALKS: 3, 2/11 vs. Hofstra

IP, STARTER: 2.0, 2/11 vs. Hofstra

IP, RELIEVER: -



# RYAN JENKINS

6

**CATCHER**

**HEIGHT:** 6-2  
**BATS:** R  
**BORN:** January 26, 1987 in Montgomery, AL  
**HIGH SCHOOL:** Stanhope Elmore

**WEIGHT:** 206  
**THROWS:** R  
**YEAR:** Sophomore  
**HOMETOWN:** Millbrook, AL

**vs. TROY (2/20)** Was a defensive replacement in the 8th.

### 2007 Jenkins Game-By-Game

Date	Opp.	AB	R	H	RBI	2B	3B	HR	BB	Avg.
2/20	Troy	0	0	0	0	0	0	0	0	-


### JENKINS' GAME HIGHS

**2007:**

**HITS:** --  
**RUNS:** --  
**RBI:** --  
**HIT STREAK:** --

**CAREER:**

**HITS:** 3, 5/20/06 at Arkansas  
**RUNS:** 1, 4/25/06 vs. Mercer  
**RBI:** 1, twice, last 5/20/06 at Arkansas  
**HIT STREAK:** 2, 4/15-25/06



# BEN JONES

9

## OUTFIELDER

**HEIGHT:** 6-1  
**BATS:** L  
**BORN:** August 27, 1986 in Decatur, AL  
**HIGH SCHOOL:** Decatur

**WEIGHT:** 184  
**THROWS:** L  
**YEAR:** Sophomore  
**HOMETOWN:** Decatur, AL

**vs. UNC-GREENSBORO (2/16-18)** Appeared as a PH, going 1x1 with a R in Sunday's game ... **vs. HOFSTRA (2/9-11)** Went 1x1 in PH role in 7th inning of Friday game ... Stayed in the game in LF for final 2 innings.

### 2007 Jones Game-By-Game

Date	Opp.	AB	R	H	RBI	2B	3B	HR	BB	Avg.
2/9	Hofstra	1	0	1	1	0	0	0	0	1.000
2/18	UNC-Greensboro	1	1	1	0	0	0	0	0	1.000
2/20	Troy	1	0	0	0	0	0	0	0	.667

### JONES' GAME HIGHS

#### 2007:

**HITS:** 1, 2x, last 2/18 vs. UNCG  
**RUNS:** 1, 2/18 vs. UNCG  
**RBI:** 1, 2/9 vs. UNCG  
**HIT STREAK:** 2, 2/9-2/18

#### CAREER:

**HITS:** 2, 3/11 vs. Birmingham Southern  
**RUNS:** 1, 4 times, last 2/18/07 vs. UNCG  
**RBI:** 1, 2x, 2/9 vs. Hofstra  
**HIT STREAK:** 2, 2/9-2/18



# JOSEPH SANDERS

# 18

**INFIELDER**

**HEIGHT:** 6-1

**BATS:** R

**BORN:** April 24, 1988 in Montgomery, AL

**HIGH SCHOOL:** Stanhope Elmore

**WEIGHT:** 202

**THROWS:** R

**YEAR:** Freshman

**HOMETOWN:** Millbrook, AL

**vs. UNC GREENSBORO (2/16-18)** Defensive replacement at first in all three games ... Had first career hit in Friday game ... **vs. HOFSTRA (2/9-11)** Made a PH appearance in the 7th on Friday and stayed in the game at 1B.

## 2007 Sanders Game-By-Game

Date	Opp.	AB	R	H	RBI	2B	3B	HR	BB	Avg.
2/9	Hofstra	1	0	0	0	0	0	0	0	.000
2/14	Lipscomb	1	0	0	0	0	0	0	0	.000
2/16	UNC-Greensboro	2	1	1	0	0	0	0	0	.250
2/17	UNC-Greensboro	0	0	0	0	0	0	0	0	.250
2/18	UNC-Greensboro	1	0	0	0	0	0	0	0	.200

### SANDERS' GAME HIGHS


**2007:**

**HITS:** -- 1, 2/16 vs. UNC Greensboro

**RUNS:** -- 1, 2/16 vs. UNC Greensboro

**RBI:** --

**HIT STREAK:** --



# SCOTT SHUMAN

# 29

## RIGHTHANDED PITCHER

**HEIGHT:** 6-4

**BATS:** R

**BORN:** March 28, 1988 in Valdosta, GA

**HIGH SCHOOL:** Tift County

**WEIGHT:** 210

**THROWS:** R

**YEAR:** Freshman

**HOMETOWN:** Valdosta, GA

**vs. UNC GREENSBORO (2/16-18)** Earned first career save with 2.0 innings of perfect ball in Sunday game ... **vs. LIPSCOMB (2/14)** Threw 3.0 scoreless innigs, allowing one unearned run on one hit while striking out three ...

**vs. HOFSTRA (2/9-11)** Earned the first W of his career with 2.0 IP in relief on Sunday ... K'd three of the six batters he faced.

### 2007 Ray Game-By-Game

Date	Opp.	IP	H	R	ER	BB	SO	NP	ERA
2/10	Hofstra (W)	2.0	1	0	0	0	3	22	0.00
2/14	Lipscomb	3.0	1	1	0	1	3	51	0.00
2/18	UNC-Greensboro (s)	2.0	0	0	0	0	2	26	0.00

### SHUMAN'S GAME HIGHS

**2007:**

**SO:** 3, 2/10 vs. Hofstra

**WALKS:** 1, 2/14 vs. Lipscomb

**IP, STARTER:** --

**IP, RELIEVER:** 3.0, 2/14 vs. Lipscomb



# ERIC SKINNER

**INFIELDER**

42

**HEIGHT:** 5-9  
**BATS:** R  
**BORN:** February 10, 1987 in Phenix City, AL  
**HIGH SCHOOL:** Glenwood

**WEIGHT:** 155  
**THROWS:** R  
**YEAR:** Redshirt Freshman  
**HOMETOWN:** Phenix City, AL

**vs. UNC GREENSBORO (2/16-19)** Went 3x9 in series, safely hitting in all three games ... Also drove in a run in all three games ... **vs. HOFSTRA (2/9-11)** Started all three games at SS ... Went 2x5 with 4 RBI in collegiate debut.

### 2007 Skinner Game-By-Game

Date	Opp.	AB	R	H	RBI	2B	3B	HR	BB	Avg.
2/9 *	Hofstra	5	1	2	4	0	0	0	0	.400
2/10 *	Hofstra	5	0	1	1	1	0	0	0	.300
2/11 *	Hofstra	3	0	1	1	0	0	0	0	.308
2/14 *	Lipscomb	6	0	0	0	0	0	0	0	.211
2/16 *	UNC Greensboro	3	0	1	1	0	0	0	0	.227
2/17 *	UNC Greensboro	3	0	1	1	1	0	0	0	.240
2/18 *	UNC Greensboro	3	0	1	1	0	0	0	0	.250
2/20 *	Troy	3	1	1	1	0	0	0	0	.258

### SKINNER'S GAME HIGHS

**2007:**

**HITS:** 2, 2/9 vs. Hofstra

**RUNS:** 1, 2x, 2/20 vs. Troy

**RBI:** 4, 2/9 vs. Hofstra

**HIT STREAK:** 3, 2/9-present



# ROSS SMITH

# 7

## OUTFIELDER

**HEIGHT:** 6-2  
**BATS:** R  
**BORN:** October 6, 1987 in Tuscaloosa, AL  
**HIGH SCHOOL:** Dodge County

**WEIGHT:** 192  
**THROWS:** R  
**YEAR:** Freshman  
**HOMETOWN:** Eastman, GA

**vs. TROY (2/20)** Had first multi-RBI game of the season ... **vs. UNC GREENSBORO (2/16-18)** Was 2x12 with a R and RBI ... **vs. LIPSCOMB (2/14)** Went 1-for-5 with a RBI and a run scored ... **vs. HOFSTRA (2/9-11)** Started all three games in RF ... Led team with 4 2B during series ... First collegiate hit was a lead-off 2B in 2nd.

**SMITH'S GAME HIGHS**

2007:  
**HITS:** 4, 2/9 vs. Hofstra  
**RUNS:** 2, 2/9 vs. Hofstra  
**RBI:** 2, 2/20 vs. Troy  
**HIT STREAK:** 4, 2/9-14

2007 Smith Game-By-Game

Date	Opp.	AB	R	H	RBI	2B	3B	HR	BB	Avg.
2/9 *	Hofstra	5	2	4	0	2	0	0	1	.800
2/10 *	Hofstra	5	0	2	0	1	0	0	0	.600
2/11 *	Hofstra	3	1	1	0	1	0	0	0	.538
2/14 *	Lipscomb	5	0	1	1	1	0	0	0	.444
2/16 *	UNC Greensboro	5	0	0	0	0	0	0	0	.348
2/17 *	UNC Greensboro	4	0	0	0	0	0	0	0	.296
2/18 *	UNC Greensboro	3	1	2	1	0	0	0	0	.333
2/20 *	Troy	4	0	2	2	0	1	0	0	.353



# DUSTIN SPRUILL

# 14

**CATCHER**

**HEIGHT:** 5-10

**BATS:** S

**BORN:** August 23, 1987 in Birmingham, AL

**HIGH SCHOOL:** Paul Bryant

**WEIGHT:** 198

**THROWS:** R

**YEAR:** Freshman

**HOMETOWN:** Tuscaloosa, AL

**vs. UNC GREENSBORO (2/16-18)** Started all three games behind the plate during series ... Had a 2-hit game in Saturday's contest, including a double ...

**vs. HOFSTRA (2/9-11)** Defensive replacement in 9th of Friday game ... Made first collegiate start in Sunday game.

### 2007 Spruill Game-By-Game

Date	Opp.	AB	R	H	RBI	2B	3B	HR	BB	Avg.
2/9	Hofstra	0	0	0	0	0	0	0	0	.000
2/11 *	Hofstra	2	0	0	0	0	0	0	0	.000
2/16 *	UNC Greensboro	4	1	0	0	0	0	0	1	.000
2/17 *	UNC Greensboro	4	2	2	0	1	0	0	0	.200
2/18 *	UNC Greensboro	2	1	0	0	0	0	0	1	.167

### SPRUILL'S GAME HIGHS


**2007:**

**HITS:** -- 2, 2/17 vs. UNC Greensboro

**RUNS:** -- 2, 2/17 vs. UNC Greensboro

**RBI:** --

**HIT STREAK:** --



# RYAN STANLEY

# 25

**FIRST BASE/OUTFIELD**

**HEIGHT:** 6-4

**BATS:** R

**BORN:** January 28, 1984 in Tampa, FL

**PREVIOUS SCHOOL:** Georgia Tech/Jesuit

**WEIGHT:** 238

**THROWS:** R

**YEAR:** Senior

**HOMETOWN:** Tampa, FL

**VS. HOFSTRA (2/9-11)** 3R, PH 2B in 7th of Friday game ... Drew a BB that led to GW run on Sunday.

### 2007 Stanley Game-By-Game

Date	Opp.	AB	R	H	RBI	2B	3B	HR	BB	Avg.
2/9	Hofstra	1	1	1	3	1	0	0	0	1.000
2/11	Hofstra	0	0	0	0	0	0	0	1	1.000
2/17	UNC-Greensboro	1	0	0	0	0	0	0	0	.500

### STANLEY'S GAME HIGHS

**2007:**

**HITS:** 1, 2/9 vs. Hofstra

**RUNS:** 1, 2/9 vs. Hofstra

**RBI:** 3, 2/9 vs. Hofstra

**HIT STREAK:** 1, 2/9


**CAREER:**

**HITS:** 2, twice, last 3/28/06 at Troy

**RUNS:** 1, 10x, 2/9/07 vs. Hofstra

**RBI:** 3, 2/9/07 vs. Hofstra

**HIT STREAK:** 4, 3/28-4/2/06



# JOSH STAPLETON

# 26

**INFIELDER/OUTFIELDER**

**HEIGHT:** 6-1

**WEIGHT:** 185

**BATS:** L

**THROWS:** R

**BORN:** February 1, 1986 in Boston, MA

**YEAR:** Junior

**PREVIOUS SCHOOL:** South Alabama/UMS-Wright

**HOMETOWN:** Daphne, AL

**VS. HOFSTRA (2/9-11)** PH appearance in 8th and was HBP ... Stayed in the game to play 2B.

### 2007 Stapleton Game-By-Game

Date	Opp.	AB	R	H	RBI	2B	3B	HR	BB	Avg.
2/9	Hofstra	0	0	0	0	0	0	0	0	.000

### STAPLETON'S GAME HIGHS

**2007:**

**HITS:** --

**RUNS:** --

**RBI:** --

**HIT STREAK:** --

**CAREER:**

**HITS:** 3, twice, last 4/13/05 vs. Jax. State

**RUNS:** 3, twice, last 4/13/05 vs. Jax. State

**RBI:** 4, 3/20/05 vs. Murray State

**HIT STREAK:** 5, 4/9-15/05



# PHILIP STRINGER

# 2

**INFIELDER**

**HEIGHT:** 5-9

**BATS:** R

**BORN:** December 27, 1984 in Houston, TX

**PREVIOUS SCHOOL:** Tulane/Klein Oak

**WEIGHT:** 182

**THROWS:** R

**YEAR:** Senior

**HOMETOWN:** Spring, TX

**VS. HOFSTRA (2/9-11)** Started first 2 games at 3B ... Entered Sunday game as PR for Ryan Stanley and scored GW run ... Stayed in the game to play 3B.

### 2007 Stringer Game-By-Game

Date	Opp.	AB	R	H	RBI	2B	3B	HR	BB	Avg.
2/9 *	Hofstra	5	0	0	0	0	0	0	0	.000
2/10 *	Hofstra	5	1	2	0	0	0	0	0	.200
2/11	Hofstra	1	2	1	0	0	0	0	0	.273
2/14 *	Lipscomb	4	0	0	0	0	0	0	1	.200
2/20 *	Troy	3	0	0	0	0	0	0	0	.167

### STRINGER'S GAME HIGHS

**2007:**

**HITS:** 2, 2/10 vs. Hofstra

**RUNS:** 2, 2/11 vs. Hofstra

**RBI:** 2, 2/10 vs. Hofstra

**HIT STREAK:** --

**CAREER:**

**HITS:** 3, 3/23/05 at Georgia Tech

**RUNS:** 2, 6x, 2/11/07 vs. Hofstra

**RBI:** 3, 2/19/05 vs. VCU

**HIT STREAK:** 5, 3/20-27/05



# JOHNNY THOMPSON

# 31

**RIGHTHANDED PITCHER**

**HEIGHT:** 5-10

**WEIGHT:** 195

**BATS:** R

**THROWS:** R

**BORN:** November 27, 1984 in Lawton, OK

**YEAR:** Senior

**PREVIOUS SCHOOL:** Southern Union CC/Jacksonville

**HOMETOWN:** Jacksonville, AL

**vs. LIPSCOMB (2/14)** Threw 2.0 innings, allowing one unearned run on two hits and took the loss ... **vs. HOFSTRA (2/9-11)** Threw 2.0 scoreless innings over two games ... Entered Sunday game with two runners on and induced a groundout to end the inning.

### 2007 Thompson Game-By-Game

Date	Opp.	IP	H	R	ER	BB	SO	NP	ERA
2/10	Hofstra	1.2	1	0	0	0	1	11	0.00
2/11	Hofstra	0.1	0	0	0	0	0	7	0.00
2/14	Lipscomb (L)	2.0	2	1	0	0	1	26	0.00
2/20	Troy	1.0	0	0	0	1	2	22	0.00

### THOMPSON'S GAME HIGHS

**2007:**

**SO:** 2, 2/20 vs. Troy

**WALKS:** -- 1, 2/20 vs. Troy

**IP, STARTER:** --

**IP, RELIEVER:** 2.0, 2/14 vs. Lipscomb

**CAREER:**

**SO:** 4, 5/13/06 vs. Georgia

**WALKS:** 1, 6 times, last 4/1/06 vs. Kentucky

**IP, STARTER:** --

**IP, RELIEVER:** 3.0, twice, last 2/28/06 vs. Davidson



# TAYLOR THOMPSON

# 20

**RIGHTHANDED PITCHER**

**HEIGHT:** 6-5

**BATS:** R

**BORN:** June 18, 1987 in Montgomery, AL

**HIGH SCHOOL:** St. James

**WEIGHT:** 217

**THROWS:** R

**YEAR:** Freshman

**HOMETOWN:** Montgomery, AL

**vs. TROY (2/20)** Earned first career W in designated split start ... **vs. LIPSCOMB (2/14)** Threw 4.2 innings in the start, allowing two runs on four hits while striking out four in his collegiate debut.

## 2007 Thompson Game-By-Game

Date	Opp.	IP	H	R	ER	BB	SO	NP	ERA
2/14	* Lipscomb	4.2	4	2	2	2	4	82	3.86
2/20	* Troy	4.0	4	2	2	3	4	85	4.15

### THOMPSON'S GAME HIGHS

**2007:**

**SO:** 4, 2x, 2/20 vs. Troy

**WALKS:** 3, 2/20 vs. Troy

**IP, STARTER:** 4.2, 2/14 vs. Lipscomb

**IP, RELIEVER:** -



# BRYAN WOODALL

# 15

## RIGHTHANDED PITCHER

**HEIGHT:** 6-0  
**BATS:** R  
**BORN:** October 24, 1986 in Birmingham, AL  
**HIGH SCHOOL:** Central

**WEIGHT:** 188  
**THROWS:** R  
**YEAR:** Sophomore  
**HOMETOWN:** Phenix City, AL

**VS. UNC GREENSBORO (2/16-18)** Went 6.0 IP and K'd 4 in second straight quality start ... **VS. HOFSTRA (2/9-11)** Earned the start in the season-opener ... His career-long 7.0 IP were the longest by an AU starter on opening day since Ryan Halla in 1996 ... Win improved his career record to 2-4.

### 2007 Woodall Game-By-Game

Date	Opp.	IP	H	R	ER	BB	SO	NP	ERA
2/9	* Hofstra (W)	7.0	3	0	0	0	2	76	0.00
2/16	* UNC-Greensboro (W)	6.0	5	1	0	0	4	68	0.00

### WOODALL'S GAME HIGHS

**2007:**

**SO:** 4, 2/20 vs. UNC Greensboro

**WALKS:** --

**IP, STARTER:** 7.0, 2/9 vs. Hofstra

**IP, RELIEVER:** --

**CAREER:**

**SO:** 8, 4/25/06 vs. Mercer

**WALKS:** 3, 3/3/06 at Arizona State

**IP, STARTER:** 7.0, 2/9/07 vs. Hofstra

**IP, RELIEVER:** 2.2, 5/20/06 at Arkansas

## 2007 RESULTS

DATE	OPPONENT	SCORE	W-L	AU			OPP			IN	ATT.	TIME	AU PITCHER	NOTES
				R	H	E	R	H	E					
2/9	Hofstra	17-0	W	17	21	0	0	5	0	9	1,872	2:43	Woodall (1-0)	Snapped 10-game losing streak to end 06 season
2/10	Hofstra	11-7	W	11	12	1	7	13	2	9	2,339	2:52	Shuman (1-0)	Donaldson: 3x5, 2R, 5RBI, 2 HR
2/11	Hofstra	10-5	W	10	11	2	5	7	3	9	2,107	2:53	Burnside (1-0)	First 3-game sweep since 2/17-19/06
2/14	Lipscomb	3-4	L	3	8	3	4	11	5	12	1,845	3:48	J. Thompson (0-1)	Lipscomb scores 2 UER; T. Thompson 4.2 IP, 4 H 2 R
2/16	UNC Greensboro	9-2	W	9	12	1	2	7	2	9	1,875	2:38	Woodall (2-0)	Woodall: 6.0 IP, 5 H, UER; Edwards 3x4, 3 R, 2 SB
2/17	UNC Greensboro	4-2	W	4	7	2	2	6	0	9	2,247	2:38	Burnside (2-0)	Burnside: 6.0 IP, 4 H, 0 R, 5 K; Spruill: 2x4, 2 R
2/18	UNC Greensboro	4-1	W	4	6	0	1	5	2	9	1,989	2:38	Crawford (1-0)	Bristow & Shuman: 4.0 IP, 0 H, 0 BB, 3 K
2/20	Troy	11-3	W	11	11	1	3	8	1	9	2,202	3:09	T. Thompson (1-0)	T.Thompson: 4.0 IP, 2 R, 4 K; AU pitchers: 12 K s; Bianucci HR

**KEY**

\* = Southeastern Conference game

## 2007 GAME SUMMARIES

### Game 1 - Hofstra at Auburn

Feb. 9, 2007 - Auburn, Ala.

	1	2	3	4	5	6	7	8	9	R	H	E
Hofstra	0	0	0	0	0	0	0	0	0	0	5	0
Auburn	3	1	2	1	0	2	8	0	X	17	21	0

WP: Woodall (1-0) LP: Dunn (0-1) SV: None

HR: Donaldson (1)

AU Record: 1-0

**Notes:** Junior catcher Josh Donaldson hit a two-run home run in his first at-bat of the season and freshman Ross Smith was 4-for-5 with two doubles in his debut. Sophomore Bryan Woodall threw 7.0 innings of shutout ball as Auburn won on opening day for the 44th time in school history. It was just the seventh opening-day shutout in AU history.

### Game 2 - Hofstra at Auburn

Feb. 10, 2007 - Auburn, Ala.

	1	2	3	4	5	6	7	8	9	R	H	E
Hofstra	3	1	0	0	2	0	0	0	1	7	13	2
Auburn	1	0	4	0	0	1	5	0	X	11	12	1

WP: Shuman (1-0) LP: Sarno (0-1) SV: None

HR: Donaldson 2 (3); Bianucci (1)

AU Record: 2-0

**Notes:** Josh Donaldson hit a pair of home runs and drove in five runs for the Tigers. Donaldson became the fourth Tiger since 1993 to hit two home runs in the first two games of the season. Seven-or-more of Auburn's position starters had at least one hit for the second straight game.

### Game 3 - Hofstra at Auburn

Feb. 11, 2007 - Auburn, Ala.

	1	2	3	4	5	6	7	8	9	R	H	E
Hofstra	1	0	3	1	0	0	0	0	0	5	7	3
Auburn	2	0	0	3	0	1	0	4	X	10	11	2

WP: Burnside (1-0) LP: Luedtke (0-1) SV: None

HR: Bianucci (2)

AU Record: 3-0

**Notes:** Auburn scored double-digit runs in three straight games for the first time since the 2003 season. Sophomore Paul Burnside pitched four innings of scoreless relief. Mike Bianucci and Josh Donaldson finished the day with a combined five RBI and four runs scored.

### Game 4 - Lipscomb at Auburn

Feb. 14, 2007 - Auburn, Ala.

	1	2	3	4	5	6	7	8	9	10	11	12	R	H	E
Lipscomb	0	0	0	0	2	0	0	1	0	0	0	1	4	11	5
Auburn	0	0	2	0	0	1	0	0	0	0	0	0	3	8	3

WP: Williams (1-0) LP: J. Thompson (0-1) SV: Merry (1)

AU Record: 3-1

**Notes:** Freshman Taylor Thompson went 4.2 innings in the starting role and allowed two runs on four hits and two walks while striking out four. Robert Brooks and Josh Donaldson each had two hits and a run scored.

### Game 5 - UNC Greensboro at Auburn

Feb. 16, 2007 - Auburn, Ala.

	1	2	3	4	5	6	7	8	9	R	H	E
UNCG	0	0	0	0	1	0	0	1	0	2	7	2
Auburn	2	4	1	0	1	1	0	0	X	9	12	1

WP: Woodall (2-0) LP: Starnes (0-1) SV: Butts (1)

HR: None

AU Record: 4-1

**Notes:** Bryan Woodall did not allow an earned run in 6.0 IP, allowing just five hits. Bruce Edwards was

3-for-3 with three runs scored. Mike Bianucci, Andy Bennett and Robert Brooks had two hits each.

### Game 6 - UNC Greensboro at Auburn

Feb. 17, 2007 - Auburn, Ala.

	1	2	3	4	5	6	7	8	9	R	H	E
UNCG	0	0	0	0	0	0	1	0	1	2	6	0
Auburn	0	0	0	0	3	0	0	1	X	4	7	2

WP: Burnside (2-0) LP: Falcon (0-1) SV: Greinke (1)

HR: Linney (1)

AU Record: 5-1

**Notes:** Sophomore Paul Burnside surrendered four hits in a career-long 6.0 innings to pick up his second win of the season. Freshman Dustin Spruill was 2-for-4 with two runs scored. Mike Bianucci added two hits and two RBI.

### Game 7 - UNC Greensboro at Auburn

Feb. 18, 2007 - Auburn, Ala.

	1	2	3	4	5	6	7	8	9	R	H	E
UNCG	0	0	0	0	1	0	0	0	0	1	5	2
Auburn	0	0	0	0	3	0	0	1	X	4	6	0

WP: Crawford (1-0) LP: Gibbs (0-1) SV: Shuman (1)

AU Record: 6-1

**Notes:** Sophomore Evan Crawford allowed an unearned run on five hits and two walks with five strikeouts in 5.0 IP in his first start of the year. Sophomore Justin Bristow and freshman Scott Shuman combined to throw 4.0 innings of perfect baseball with three strikeouts.

### Game 8 - Troy at Auburn

Feb. 20, 2007 - Auburn, Ala.

	1	2	3	4	5	6	7	8	9	R	H	E
Troy	0	0	0	2	0	0	0	1	0	3	8	1
Auburn	5	0	2	2	2	0	0	0	X	11	11	1

WP: T. Thompson (1-0) LP: Ellison (0-1) SV: None

HR: Bianucci (3)

AU Record: 7-1

**Notes:** Auburn sent nine men to the plate in the bottom of the first. Josh Donaldson, Mike Bianucci, Robert Brooks and Ross Smith each had two hits including Bianucci's third HR of the season. Taylor Thompson earned his first career win with 4.0 IP, allowing 2 ER.

# THE LAST TIME . . .

## BATTING SUPERLATIVES

4 Hits in one game	Ross Smith vs. Hofstra (Feb. 9, 2007)
5 Hits in one game	Bruce Edwards vs. Hofstra (Feb. 9, 2007)
6 Hits in one game	Clete Thomas vs. Arkansas (Apr. 3, 2005)
3 Runs in one game	Tyler Johnstone vs. Elon (Feb. 25, 2005)
4 Runs in one game	Bruce Edwards vs. UNC Greensboro (Feb. 16, 2007)
5 Runs in one game	Karl Amonite vs. Ole Miss (May 7, 2005)
6 Runs in one game	Jonathan Schuerholz at Arkansas (March 19, 2000)
10-game hitting streak	never
15-game hitting streak	Luke Greinke, 10 games (April 25, 2006-May 14, 2006)
20-game hitting streak	Tyler Johnstone, 17 games (May 21, 2005-Feb. 26, 2006)
25-game hitting streak	Hayden Gliemmo, 21 games (Apr. 28, 1999-Feb. 15, 2000)
30-game hitting streak	Mailon Kent, 25 games (Mar. 11, 2000-Apr. 29, 2000)
5-game multi-hit streak	Casey Dunn, 31 games (Feb. 22 [G1]-April 15, 1997)
30 consecutive games reaching base	Mike Bianucci, 5, Mar. 31 - Apr. 8 [G1], 2006
2 doubles in one game	Tyler Johnstone, 36 games (May 13, 2005-March 25, 2006)
3 doubles in one game	Ross Smith vs. Hofstra (Feb. 9, 2007)
4 doubles in one game	Josh Donaldson vs. Kentucky (Apr. 2, 2006)
2 triples in one game	Ken Dempsey vs. Georgia (1971)
3 triples in one game	Dominic Rich vs. UNC Charlotte [Game 2] (March 4, 2000)
2 home runs in one game	never
3 home runs in one game	Josh Donaldson vs. Hofstra (Feb. 10, 2007)
4 RBI in a game	Josh Ethrederge vs. Kentucky (March 29, 1996)
5 RBI in a game	Andy Bennett vs. UNC Greensboro (Feb. 16, 2007)
6 RBI in a game	Josh Donaldson vs. Hofstra (Feb. 10, 2007)
7 RBI in a game	Mike Bianucci vs. Hofstra (Feb. 17, 2006)
8 RBI in a game	Todd Faulkner vs. LSU (March 15, 1998)
9 RBI in a game	Gabe Gross at Samford (Feb. 8, 2000)
10 RBI in a game	never
Grand Slam home run	Bob Berry vs. Huntington (April 15, 1982)
Inside-the-park home run	Jeff Boutwell vs. Mississippi State (April 15, 2006)
HR to begin game	Jeff Boutwell vs. Florida (April 23, 2005) [grand slam]
HR in consecutive at bats	Javon Moran vs. Kentucky (March 17, 2002)
HR in consecutive games	Russell Dixon vs. Davidson (Feb. 28, 2006)
HR in three consecutive games	Josh Donaldson (Feb. 9 & 10, 2007)
HR in three consecutive SEC games	Josh Donaldson (Apr. 21-28, 2006)
HR in four consecutive games	Bobby Huddleston (May 11-17, 2002)
HR in five consecutive games	Karl Amonite (May 31, 2003-Feb. 5, 2005)
HR in extra innings	Tim Lemons (Apr. 6-10, 1985)
Walk-off HR	Mike Bianucci vs. Hofstra [10th] (Feb. 17, 2006)
Walk-off HR with AU trailing	Mike Bianucci vs. Hofstra (Feb. 17, 2006)
Pinch-hit HR	Mike Bianucci vs. Hofstra [9-8, 0 out, 10th inning] (Feb. 17, 2006)
Pinch-hit Grand Slam	Josh Bell at North Carolina (March 9, 2003)
Hit for the cycle	Heath Higgins at Arkansas [9th] (March 19, 2000)
Team hit for cycle in inning	Clete Thomas vs. Arkansas (Apr. 3, 2005) [3B, 1B, 1B, HR, 2B] at Georgia [4th] (March 30, 2003)
3 Stolen Bases in one game	Javon Moran [HR], Bobby Huddleston [2B], Karl Amonite [HR], Scott Schade [1B] (March 30, 2003)
4 Stolen Bases in one game	never
Stole Home	Tyler Johnstone vs. VMI (Feb. 4, 2006)
Scored 10 or more runs	Clete Thomas vs. UAB [3rd] (April 6, 2004)
Scored 15 or more runs	11, vs. Troy (Feb. 20, 2007)
Scored 20 or more runs	17, vs. Hofstra (Feb. 9, 2007)
Scored 30 or more runs	21 vs. Marshall (Feb. 16, 2002)
Recorded 15 or more hits	32 vs. Troy State (March 2, 1994)
Recorded 20 or more hits	15, at Florida (April 21, 2006)
Recorded 30 or more hits	21, vs. Hofstra (Feb. 9, 2007)
	never

## PITCHING SUPERLATIVES

Nine-inning No-hitter	Eric Brandon vs. Murray State (March 2, 2002)
Nine-inning No-hitter (combined)	Mike Mueller [2.0], Lee Carter [1.0], Brandon Channell [1.0], Reid Price [1.0], Andrew Skinner [1.0], Arnold Hughey [1.0], Ken Clayton [1.0], Cory Dueitt [0.2], Sean Jones [0.1] vs. UAB (March 19, 2002)
Seven-inning No-hitter	Jason Johnson vs. LaGrange College (April 30, 1991)
Nine-Inning Perfect Game	Eric Brandon vs. Murray State (March 2, 2002)
Seven-Inning Perfect Game	Jason Johnson vs. LaGrange College (April 30, 1991)
One-hitter (individual)	Colby Paxton vs. Kentucky (March 17, 2002)
One-hitter (combined)	Chris Dennis [3.0], Josh Sullivan [3.0], Eric Brandon [3.0] vs. Mercer (May 13, 2003)
Two-hitter (combined)	Chris Dennis [6.0], Peter Wiggins [1.0], Luke Greinke [2.] vs. Florida State (Feb. 10, 2006)
Three-hitter (combined)	Chris Dennis [6.0], Clarence Nicely [1.0], Luke Greinke [2.0] vs. VMI (Feb. 3, 2006)
Struck out 10 or more	Arnold Hughey vs. Arkansas [10] (Apr. 1, 2005)
Struck out 15 or more	Chris Bootcheck vs. West Virginia [15] (March 6, 1999)
Three pitches in an inning	Chris Dennis vs. Florida State [5th] (Feb. 10, 2006)
Complete Game	Josh Sullivan vs. VMI (March 12, 2005)

Seven-inning Complete Game	Levale Speigner vs. North Carolina (Feb. 17, 2001)
Complete Game Shutout	Josh Sullivan vs. VMI (March 12, 2005)
Complete Game Nine-inning Shutout	Josh Sullivan vs. VMI (March 12, 2005)
Back-to-back Shutouts (Team)	Charleston Southern [5-0] (March 2, 2001), Georgia Tech [4-0] (March 6, 2001)
Combined Shutout	Bryan Woodall [7.0] & Brett Butts [2.0] vs. Hofstra (Feb. 9, 2007)
No Walks Allowed	vs. Hofstra (Feb. 9, 2007)
Struck out the Side	Chris Dennis vs. UNC Greensboro [8th] (Feb. 17, 2007)
Retired 15+ consecutive	Arnold Hughey [15] vs. Alabama (May 20, 2005)
Struck out 15 or more batters	15 at Samford (March 4, 2003)

## FIELDING SUPERLATIVES

2 Errors in one game	Justin Bristow at Arkansas (May 19, 2006)
3 Errors in one game	Justin Bristow vs. Hofstra (Feb. 18, 2006)
4 Errors in one game	Brett Burnham at Alabama (April 5, 2000)
3 Double Plays in one game	vs. LSU (May 5, 2006)
4 Double Plays in one game	vs. Marshall (Feb. 17, 2002)
5 Double Plays in one game	never
4 Double Plays in consecutive games	vs. Marshall (Feb. 16-17, 2002)
Triple Play (Auburn)	vs. Memphis State (May 22, 1978)
Triple Play (Opponent)	South Alabama [9th] (April 3, 2002)

## TEAM SUPERLATIVES

Winning Streak	13 (February 2-24, 2001)
Losing Streak	10 (April 30, 2006-May 20, 2006)
Season-Opening Streak	13 (February 2-24, 2001)
Home Winning Streak	12 (March 30-May 4, 2001)
Road Winning Streak	10 (March 4-29, 2003)
Consecutive One-Run Games	6 (May 3-12, 2002)
Consecutive One-Run Victories	4 (May 3-10, 2002)
Extra-Innings Victory	5-4, 10 innings vs. Troy (Feb. 21, 2006)
Extra-Innings Loss	12-8, 12 innings vs. South Carolina (March 17, 2006)
4 Errors in One Game	vs. South Carolina (March 17, 2006)
5 Errors in One Game	at Arkansas (May 23, 2004)
6 Errors in One Game	vs. Mississippi State (April 15, 2006)
7 Errors in One Game	at Arkansas (March 18, 2000)
8 Errors in One Game	vs. UNC Asheville (Feb. 6, 2000)
Was shut out	0-2 at Vanderbilt (March 24, 2006)
Was shut out at Plainsman Park	0-3 vs. South Alabama (March 1, 2005)
Was held to one hit	at Vanderbilt (March 24, 2006)
Was held to two hits	at Mississippi State (March 10, 2001)
Overcome a deficit of 7+ runs	9 runs, [10-1, 14-13] vs. Virginia (Feb. 14, 2003)
Ended a game at the plate	Sean Gamble OF ast. at Clemson, 5-4 (March 13, 2004)

## AUBURN HAD

5 Runs in an Inning	vs. Troy [1st] (Feb. 20, 2007)
6 Runs in an Inning	vs. VMI [5th] (Feb. 5, 2006)
7 Runs in an Inning	at Florida [2nd] (April 21, 2006)
8 Runs in an Inning	vs. Hofstra [7th] (Feb. 9, 2007)
9 Runs in an Inning	at Samford [3rd] (Feb. 8, 2000)
10 Runs in an Inning	vs. Furman [5th] (Feb. 12, 2000)
11 Runs in an Inning	vs. Tennessee [3rd] (April 9, 1999)
12+ Runs in an Inning	14 vs. Mercer [1st] (April 4, 2000)
	14 vs. Morehead St. [5th] (Feb. 8, 1997)
5 Hits in an Inning	vs. Hofstra [7th] (Feb. 9, 2007)
6 Hits in an Inning	vs. South Carolina [2nd] (May 9, 2004)
7 Hits in an Inning	at Florida [2nd] (April 21, 2006)
8 Hits in an Inning	vs. VMI [5th] (Feb. 4, 2006)
9 Hits in an Inning	vs. UAB [6th] (April 6, 1999)
11+ Hits in an Inning	11 vs. Furman [5th] (Feb. 12, 2000)

## OPPONENTS HAD

5 Runs in an Inning	vs. Georgia [1st] (May 12, 2006)
6 Runs in an Inning	at Ole Miss [2nd] (April 9, 2006)
7 Runs in an Inning	at Georgia Tech [1st, 8th] (March 30, 2004)
8 Runs in an Inning	vs. Mississippi State [8th] (April 15, 2006)
9 Runs in an Inning	at Florida [6th] (May 1, 2004)
10 Runs in an Inning	vs. Florida Atlantic [1st] (May 31, 2002) [NCAA Regional]
11 Runs in an Inning	at LSU [3rd] (May 10, 2003)
12+ Runs in an Inning	
5 Hits in an Inning	at Ole Miss [8th - G1] (April 8, 2006)
6 Hits in an Inning	vs. Clemson [9th] (March 6, 2005)
7 Hits in an Inning	at Georgia [4th] (May 15, 2005)
8 Hits in an Inning	at Arizona State [8th] (March 4, 2006)
9 Hits in an Inning	at Arkansas [4th] (May 17, 2002)
10 Hits in an Inning	