



DECEMBER 28 2018 | MUSIC CITY BOWL

MUSIC CITY

AUBURN FOOTBALL



DEVIN

ADAMS



16

QB

MONTAVIOUS

ATKINSON




48

LB

DALTON

BROWN



82

WR

TUCKER

BROWN



86

OL/TE

CHANDLER

COX




27

FB

CHASE

CRAMER



45

FB

DESHAUN

DAVIS



57

LB

RYAN

DAVIS



23

WR

Table of Contents

Auburn Music City Bowl Guide

Table of Contents, Quick Facts.....	1
Noting the Tigers	2-15
Noting the Tigers	2-8
Last Time at the Music City Bown	9
Career and Single-Season Record Updates	10-12
2018 Tigers	13-60
Alphabetical/Numerical Roster	13-14
Pronunciation Guide	15
Depth Chart	15
Bios	16-60
Coaching Staff	61-66
Gus Malzahn	61-62
Football Staff	63
Support Staff	64-65
Administration	66
2018 Season in Review	67-83
2018 Game Reviews	67-72
2018 Statistics.....	73-75
2018 Scoring Summaries.....	76
2018 Miscellaneous Statistics.....	76
2018 Team Game-By-Game Statistics/Starting Lineups	77
2018 Individual Game-By-Game Statistics	78-79
2018 Superlatives.....	80
2018 Plays of 20+ Yards	81
Last Time	82-83
Auburn Bowl History	84-108
Auburn Bowl History	84
Auburn Bowl Records	85-87
Auburn Bowl Recaps	88-108



On the Covers

- Front Cover (L to R): The 2018 Auburn Football Senior Class
- Inside Covers: Auburn seniors
- Back Cover (L to R): All-SEC selections Deshaun Davis and Derrick Brown

2018 Auburn Quick Facts

General Information

Location	Auburn, Ala.
Founded	1856
Enrollment	29,779
President	Dr. Steven Leath
Athletic Director	Allen Greene
Faculty Representative	Dr. Beverly Marshall
Nickname	Tigers
Colors.....	Burnt Orange and Navy Blue (PMS 158 and 289)
Stadium	Jordan-Hare Stadium (87,451)
Playing Surface	Natural Grass
Conference	Southeastern (Western Division)
First Year of Football	1892
All-Time Record	766-441-47 (126th Year)

Football Staff

Head Coach.....	Gus Malzahn
Secondary.....	Greg Brown
Co-Offensive Coord./Passing Game Coord./WRs.....	Kodi Burns
Offensive Coordinator/QBs.....	Kenny Dillingham
Assoc. Head Coach/Defensive Line.....	Rodney Garner
Offensive Line.....	J.B. Grimes
Running Backs/Special Teams Coordinator	Tim Horton
Tight Ends/H-backs/Recruiting Coordinator.....	Larry Porter
Defensive Coordinator	Kevin Steele
Linebackers	Travis Williams
Defensive Backs.....	Marcus Woodson

2018 Results

7-5 Overall • 5-2 Home • 1-3 Away • 1-0 Neutral • 3-5 SEC

Sept. 1	vs. #6 Washington (ABC)	W, 21-16
SEPT. 8	ALABAMA STATE (SECN-A)	W, 63-9
SEPT. 15	#12 LSU* (CBS).....	L, 22-21
SEPT. 22	ARKANSAS* (SECN)	W, 34-3
SEPT. 29	SOUTHERN MISS (SECN-A)	W, 24-13
Oct. 6	at Mississippi St.* (ESPN2).....	L, 23-9
OCT. 13	TENNESSEE* (SECN)	L, 30-24
Oct. 20	at Ole Miss* (ESPN).....	W, 31-16
NOV. 3	#25 TEXAS A&M* (ESPN).....	W, 28-24
Nov. 10	at #5 Georgia* (ESPN).....	L, 27-10
NOV. 10	LIBERTY (SECN-A)	W, 53-0
Nov. 24	at #1 Alabama* (CBS).....	L, 52-21
Dec. 28	vs. Purdue (Music City Bowl) (ESPN).....	12:30 pm CT

*SEC game

Credits

The Auburn 2018 Franklin American Mortgage Music City Bowl media guide is published by the Auburn Athletic Communications Office, a division of the Auburn Athletic Department.

The guide was edited and produced by Kirk Sampson, Shelly Poe, Dan Froehlich and Cody Voga. Photography provided by Todd Van Emst and Wade Rackley.

Cover artwork was provided by Bekah Bennett.

The guide was printed by Walker360 of Montgomery, Ala.

Auburn University is an equal opportunity educational institution/employer.

Bowl Notes

Music City Bowl

Auburn (7-5, 3-5 SEC)
vs.
Purdue (6-6, 5-4 Big Ten)

Friday, Dec. 28, 2018 • 12:30 p.m. CT
Nissan Stadium (69,143)
Nashville, Tenn.

Quick Facts

COACHES

Gus Malzahn (Henderson State, 1990)
Auburn Record52-27 (6th year)
vs. Purdue.....Never met
Overall Record.....61-30 (7th year)
vs. Purdue.....Never met

Jeff Brohm (Louisville, 1994)
Purdue Record13-12 (2nd year)
vs. Auburn.....Never met
Overall Record.....43-22 (5th year)
vs. Auburn.....Never met

SERIES HISTORY

First Meeting

RANKINGS

Auburn.....Not Ranked
Purdue.....Not Ranked

TV: ESPN
Play-by-Play Anish Shroff
Analyst.....Ahmad Brooks
Sideline ReporterRoddy Jones
Online: WatchESPN.com

RADIO: AUBURN SPORTS NETWORK
Play by PlayRod Bramblett
Analyst.....Stan White
Sideline Ronnie Brown
Locker Room Andy Burcham
Studio HostPaul Ellen
Local.....93.9 WTGZ FM
Online: AuburnTigers.com | Tunein App

NATIONAL RADIO: ESPN
Play by PlayDave Neal
Analyst..... DJ Shockley
Sideline Dawn Davenport

SOCIAL: #WAREAGLE
Official Twitter@AuburnFootball

FRANKLIN AMERICAN MORTGAGE MUSIC CITY BOWL

» Auburn (7-5, 3-5 SEC) will face the Purdue Boilermakers (6-6, 5-4 Big Ten) in the Franklin American Mortgage Music City Bowl played Thursday, December 28, at Nissan Stadium in Nashville, Tenn. ESPN will televise the 12:30 p.m. CT contest.

Auburn is making its 43rd bowl appearance all-time, and its sixth straight under Gus Malzahn, the most consecutive seasons in a bowl for the Tigers since going bowling eight straight seasons from 2000-07. Auburn is 23-17-2 all-time in bowl games and 1-0 in the Music City Bowl (a 28-14 win over Wisconsin in 2003).

Auburn is 7-11 all-time in games played in Nashville dating back through a 1905 loss at Vanderbilt.

KICKOFF COVERAGE

» Senior Ryan Davis, with 173 career catches, is the Auburn career receptions leader, passing Courtney Taylor (153 from 2003-06)

» The Auburn defense has allowed a TD on just 32.4 percent (11-34) of its opponents' trips into the red zone, second best in the nation

» Tiger freshmen have accounted for 206 of Auburn's 339 points this season (60.8 percent), including 21 of 40 TDs (52.5 percent)

» Six of Auburn's 2018 opponents were ranked in the final CFP Top 25 and the Tigers played four of those away from home

» The Tigers are 18th nationally in scoring defense, allowing just 19.6 points per game

» Auburn ranks sixth nationally in net punting at 41.79 yards

» Auburn has allowed only seven rushing TD, tied for the best mark in the country. The Tigers held seven of 12 opponents without a rushing TD this season

» Senior linebacker Deshaun Davis, with a team-leading 107 tackles, was one of 20 quarterfinalists for the Lott IMPACT Trophy

» For the season, Auburn's 35 sacks (2.92/gm) rank 15th nationally

» Jarrett Stidham to Ryan Davis (149 completions) is the most productive pass tandem in Auburn history; the record was 140 by Pat Sullivan to Terry Beasley (1969-71)

» Auburn and North Carolina are the only Power 5 schools in the Top 50 in kickoff return average, kickoff return defense, net punt and punt return average

SERIES HISTORY

» This will be the first football matchup between Auburn and Purdue. The Tigers have a 10-8-2 record against current members of the Big Ten, including games against Indiana (1-0), Rutgers (1-0), Maryland (2-1), Michigan (1-1), Michigan State (1-0), Nebraska (1-3), Ohio State (1-0-1), Penn State (1-1) and Wisconsin (1-2-1), and an 8-5 record against current Big Ten teams in bowl games.

TOTAL OFFENSE

» There have been nine 600-yard total offense games and 24 500-yard games during Malzahn's tenure as head coach at Auburn, the latest being the 531-yard output against Liberty, the second 500-yard game this season (Alabama State/567).

Auburn has gained at least 200 yards total offense in a quarter 16 times under Malzahn, nine times against SEC teams, including a 228-yard third quarter at Ole Miss this year.

» Auburn has scored in all 79 games of the Malzahn era, the second-longest streak in school history. Auburn was last shut out by No. 2 Alabama 49-0 in Tuscaloosa in 2012, the last game prior to Malzahn taking over at Auburn.

Games	Dates
149	10/4/1980-11/14/1992
79	8/31/2013-Current

» The 63 points vs. Alabama State was the highest total by Auburn during the Malzahn era and the most since scoring 62 in 2013 vs. Western Carolina. Under Malzahn, Auburn has scored 40

Bowl Notes

points or more 28 times, 50 points or more 12 times and 60 points or more twice.

» Auburn has scored first in 24 of its last 30 games, dating back to the final four contests of the 2016 campaign, including eight times this season. The Tigers are 40-13 under Coach Gus Malzahn when scoring first.

» Auburn had 29 first downs against Liberty, 27 against Washington and 28 vs. Alabama State. Under Malzahn, the Tigers have gained 20 or more first downs in 54-79 games, with 33 games with 25+ first downs. Auburn averages 21.94 first downs per game under Malzahn.

» Auburn's 53-point win over Liberty was its 21st of 50 or more points at Jordan-Hare Stadium and the fourth of the Gus Malzahn era.

ON THE RUN

» Ja'Tarvious Whitlow's season-high 170 rushing yards at Ole Miss were the most rushing yards for an Auburn freshman in an SEC game since Michael Dyer (180) at Ole Miss in 2010. It was his third 100-yard performance of the year.

» Against Alabama State, Whitlow (122 yards, 14 carries) and Shaun Shivers (117 yards, 13 carries, 1 TD) became the first pair of Auburn freshmen ever to rush for 100 yards each in a game, as the Tigers rushed for 429 yards overall, seventh most of the Malzahn era.

Whitlow followed that up with 104 yards rushing on 22 carries with a 7-yard touchdown against LSU, the first Auburn freshman since Michael Dyer in 2010 to rush for 100 yards in back-to-back games.

» Whitlow has scored four rushing touchdowns, tied for eighth among Auburn all-time freshman rushers; Arkansas was his first multiple-TD game. Whitlow's 777 rushing yards for the season rank third all-time among Auburn freshmen. Whitlow leads all SEC freshmen and is 15th nationally among freshmen rushers.

» Auburn has produced a 100-yard rusher in 51 of 79 games under head coach Gus Malzahn. Twelve different Tigers have rushed for 100 yards in a game under Malzahn (63 100-yd performances).

Auburn's record with a 100-yard rusher during the Malzahn era is 40-11; with two 100-yard rushers in the same game, it's 12-0.

Current players' 100-yard rushing games:

Ja'Tarvious Whitlow (3): Alabama State, 2018 (122); LSU, 2018 (104); Ole Miss, 2018 (170)

Kam Martin (3): Alabama A&M, 2016 (176); Georgia Southern, 2017 (136); Liberty,

2018 (116)

Shaun Shivers (1): Alabama St., 2018 (117)

Only two schools had at least one 1,000-yard rusher per season from 2009-17: Auburn (11) and Boise State (9).

PASSING ATTACK

» Quarterback Jarrett Stidham recorded his 16th 200-yard passing game at Auburn with 239 yards (18-29, 2 TD) vs. Texas A&M. His 322 yards vs. Tennessee was the third 300-yard passing game of his Auburn career.

» Stidham ranks sixth among Auburn career passing leaders with 5,579 yards in 26 games. He reached the 5,000-yard mark faster (23 games) than any previous Auburn passer; Pat Sullivan passed 5,000 yards in his 24th game.

» Between the Tennessee and Alabama games, Stidham had 162 consecutive pass attempts without an interception, a school record.

» Stidham recorded the highest completion percentage in a season opener in Auburn records for games with more than 25 passing attempts. Stidham was 26-36 (.722) for 273 yards with a touchdown vs. Washington. Previous best: 71.8% (28-39) by Patrick Nix vs. Ole Miss in 1995.

» At 31.07 ppg, Stidham ranks eighth nationally among QBs who have led their team to an average of at least 30 points over 10 or more career starts. His teams have 870 points in 28 career starts at Baylor and Auburn.

» Stidham's 50-yd. completions at Auburn:

76/TD Anthony Schwartz (Tenn; 2018)

75/TD Ryan Davis (Ole Miss; 2017)

62 Seth Williams (at Ole Miss; 2018)

58 Kyle Davis (at Missouri; 2017)

57/TD Nate Craig-Myers

(at Missouri; 2017)

57 Eli Stove (Miss St; 2017)

57/TD Anthony Schwartz (Ala St; 2018)

55/TD Kerryon Johnson (Georgia; 2017)

53/TD Darius Slayton (at Texas A&M; 2017)

53 Darius Slayton (Southern Miss; 2018)

52 Kyle Davis (Miss St; 2017)

52 Ryan Davis (at LSU; 2017)

52/TD Darius Slayton (at Alabama; 2018)

50/TD Darius Slayton (ULM; 2017)

50 Darius Slayton (at Arkansas; 2017)

» Senior Ryan Davis has 173 career receptions, most in Auburn history. Davis ranks 13th in Auburn career receiving yardage (1,532).

Davis has caught multiple passes in 26

Auburn By the Numbers

Category	2018	Under Malzahn
Record	7-5	52-27
SEC	3-5	28-20
West	3-3	21-15
East	0-2	7-5
Non-Conf	4-0	23-6
Home	5-2	35-9
Away	1-3	13-13
Neutral	1-0	4-5
Day	5-3	27-16
Night	2-2	25-11
TV Games	7-5	51-27
ABC	1-0	1-0
CBS	0-2	7-11
ESPN	2-1	14-11
ESPN2	0-1	4-3
ESPNU	0-0	4-0
FSN	0-0	2-0
SEC Network	4-1	19-2
Scoring first	6-2	40-13
Opp scoring first	1-3	12-14
Leading at half	6-2	42-8
Trailing at half	1-3	7-18
Tied at half	0-0	3-1
Leading after 3Q	6-1	45-4
Trailing after 3Q	1-4	5-20
Tied after 3Q	0-0	2-3
Overtime Games	0-0	1-2
Scoring <20 pts	0-2	1-14
Scoring 20+ pts	7-3	51-13
Scoring 30+ pts	4-0	41-5
Scoring 40+ pts	2-0	27-2
Allowing <20 pts	6-0	31-4
Allowing 20+ pts	1-5	21-23
Allowing 30+ pts	0-2	6-14
Rushing for <100 yds	3-1	3-6
Rushing for 100+ yds	4-4	49-21
Rushing for 200+ yds	3-0	40-8
Rushing for 300+ yds	2-0	22-1
Passing for 200+ yds	4-2	30-11
Passing for 300+ yds	0-1	2-4
Totalling <300 yds	2-2	2-11
Totalling 300+ yds	5-3	50-16
Totalling 400+ yds	4-0	39-9
Totalling 500+ yds	2-0	22-2
Allowing <100 yds	0-0	1-0
Allowing <300 yds	4-0	17-2
Allowing 300+ yds	3-5	35-25
Having 100-yd rusher	3-1	40-11
Having 2 100-yd rushers	1-0	12-0
Having 100-yd receiver	2-0	14-5
Opp 100-yd rusher	1-2	12-14
Opp 100-yd receiver	2-1	13-9
No turnovers	5-1	18-5
<3 turnovers	6-3	45-20
3+ turnovers	1-1	7-9
No takeaways	1-3	8-10
<3 takeaways	4-4	37-22
3+ takeaways	3-0	15-3
Win turnover battle	5-1	28-8
Lose turnover battle	0-4	11-15
Turnovers even	2-0	13-4
30:00+ possession	3-1	27-10
<30:00 possession	4-4	25-17

Bowl Notes

Career Stats In Bowl Games

PASSING

Player	Comp-Att-Int	TD	Yds
Jarrett Stidham	28-43-2	1	331

RUSHING

Player	No	Yds	Avg./C	TD
Devan Barrett	1	-3	-3.0	0
Kam Martin	6	24	4.0	0
Jarrett Stidham	12	-25	-2.1	0
Eli Stove	3	23	7.7	1

RECEIVING

Player	No	Yds	Avg./C	TD
Devan Barrett	1	4	4.0	0
Chandler Cox	2	23	11.5	0
Ryan Davis	8	47	5.9	0
Will Hastings	6	117	19.5	1
Marquis McClain	1	10	10.0	0
Darius Slayton	5	69	13.8	0
Eli Stove	1	1	1.0	1

DEFENSIVE

Player	UA+A	Tot	Misc.
Montavious Atkinson	1+3	4	--
Derrick Brown	2+5	7	.5 TFL, FG BLK
Marlon Davidson	1+2	3	--
Deshaun Davis	2+5	7	FR
Javaris Davis	2+1	3	2 PBU
Jamel Dean	2+4	6	--
Jeremiah Dinson	0+0	0	PBU
Richard McBryde	1+0	1	--
Jordyn Peters	4+4	8	.5 TFL
Dontavious Russell	0+5	5	PBU
Daniel Thomas	1+2	3	--
Andrew Williams	0+3	3	--
Darrell Williams	3+2	5	--

PUNT RETURNS

Player	No.	Yds.	Avg.	TD
None				

KICK RETURNS

Player	No.	Yds.	Avg.	TD
Noah Iginoghene	6	174	29.0	0

PUNTING

Player	No.	Yds.	Avg./Punt	Long
None				

KICKING

Player	PAT	FGA-M	Long	Pts
None				

straight games since the start of 2017, the fourth-longest streak in school history and the longest by an Auburn player since Karsten Bailey had a 28-game streak from 1996-98.

» Davis averages 6.9 receptions in 11 games against ranked opponents since the beginning of 2017. Last year, Davis set the Auburn single-season record for receptions (84) and ranked second in the SEC with 6.0 catches per game.

» Stidham to Davis is the most productive pass tandem in Auburn history, with 149 completions; the previous record was 140 by Pat Sullivan to Terry Beasley (1969-71).

» Darius Slayton, who ranks 15th among Auburn career receiving yardage leaders (1,445), recorded his eighth career touchdown catch with a 52-yard reception from Stidham at Alabama, his second score of the season. He posted his second career 100-yard game with 107 yards on eight catches against Texas A&M.

Slayton led the 2017 team in yards per catch, averaging 22.2 yards per reception on 29 catches, fifth best nationally; he is averaging 15.9 yards per catch this season.

» True freshman Anthony Schwartz' 76-yard touchdown reception against Tennessee was Auburn's longest offensive play of the season and the longest completion of Jarrett Stidham's Auburn career.

Schwartz scored his first TD against Alabama State, a 57-yard reception, then added a 23-yard rush in the second quarter for his first career TD run. Schwartz added rushing touchdowns against Alabama (9 yards), Southern Miss (6 yards) and scored on a fumble recovery in the endzone at Ole Miss.

» True freshman Seth Williams, who leads the SEC and ranks ninth nationally in yards per reception (19.96), scored on a pair of 11-yard catches vs. Texas A&M, the second the gamewinner with 1:41 remaining.

He added a 45-yard TD catch against Liberty and finished that contest with 109 yards on five catches, his first career 100-yard game.

The first Auburn player with two TD catches in a game since Tony Stevens vs. Arkansas State (2016) and the first in an SEC game since Sammie Coates in the 2014 Iron Bowl, Williams is the first freshman with two receiving TD in a game since Ronney Daniels in 1999.

Williams also added touchdown catches against Tennessee (14 yards) and Southern Miss (46 yards) this year. His 62-yard non-TD reception at Ole Miss was Auburn's second longest pass play of the year.

DEFENSIVE DOMINATION

» Auburn has allowed only seven rushing TD, tied for the fewest allowed nationally. The Tigers have held seven of 12 opponents without a rush TD this season.

» The Auburn defense has allowed a TD on just 32.4 percent (11-34) of its opponents' trips into the red zone, second best in the nation.

» Auburn's 53-0 victory over Liberty was the Tigers' first shutout since blanking Alabama A&M 55-0 in 2016, and the first shutout of an FBS opponent ULM (34-0) in 2008.

» Auburn held Liberty to 134 yards of total offense, the third time during the Steele tenure AU held an opponent below 150 total yards. Those three games under Steele are just one fewer than Auburn had from 2000-2015 combined.

The seven first downs Auburn allowed against Liberty are the fewest allowed since 2013 vs. Western Carolina (6) and the fewest against an FBS opponent since 2008 vs. Mississippi State (6).

» Auburn ranks 18th nationally in scoring defense, allowing just 19.6 points per game.

Auburn has allowed only 18.3 points per game in Kevin Steele's three seasons as coordinator, 10th among FBS teams.

» Nick Coe was SEC defensive lineman of the week three times this season., against Washington (2 TFL, 1 sack, FF), at Ole Miss (3.5 sacks) and versus Texas A&M (2 TFL, 1 sack). Coe had at least 0.5 TFL in eight games and has 13.5 TFL and 7.0 sacks for the year.

» First team all-SEC linebacker Deshaun Davis recorded a career-high 13 tackles against No. 12 LSU, and tied career bests with 4.0 TFL, a sack, a PBU and two QB hurries, earning Lott Impact Player of the Week.

LB Darrell Williams (8 tackles, TFL, FR, PBU) was the SEC defensive player of the week for his play in the Washington win.

» Current players with career double-figure tackle games at Auburn: Deshaun Davis (10), Darrell Williams, Daniel Thomas (2); Marlon Davidson, Jeremiah Dinson (1).

» In 17 games against ranked opponents under Steele, Auburn has allowed an average of 22.9 ppg and has allowed 17 or fewer points eight times (47.1 percent).

Prior to his arrival, the Tigers allowed 31.5 ppg in 38 games against ranked opponents from 2009-15, and only held seven ranked opponents to 17 or fewer points (18.4 percent).

Bowl Notes

» Auburn is second nationally allowing just 26 rushing TD since the start of the 2016 season; the Tigers are tied for fifth nationally allowing only 78 total TD during that span.

» Under Steele, Auburn has held the opponent under its season rushing average 31 times, including 14 of the last 16 games (not including season openers), the latest being Alabama. In 24 of those games, Auburn has held its opponent to 40-or-more yards below its season average.

Liberty (avg. 159.2 ypg prior) gained only 55 yards rushing, the fourth time this year Auburn held an opponent below 100 yards rushing.

» In a three-season span, Auburn is eighth nationally having allowed only 4.98 yards per play since the start of the 2016 campaign.

» In 39 games under Steele, the Auburn defense has recorded 97 sacks (2.49 per game) and has been held without a sack only five times. Auburn has recorded at least 6.0 TFL in 25 of those games. The Tigers are averaging 7.4 TFL per game this season, 21st nationally.

The Tigers have forced 54 turnovers (28 INT, 26 FR) and allowed only 25 rushing touchdowns during that stretch.

» Noah Igbinoehene's fourth-quarter interception vs. Texas A&M ignited two Auburn scoring drives in the final 7:00 of that win.

Against Alabama State, Daniel Thomas recorded two interceptions, his first multiple-int game since the 2016 Alabama game. Thomas' first career TD came on his first quarter 29-yard interception. He is one of just five Auburn players since 1996 to record multiple INT in multiple games: Jonathan Jones (2), Walter McFadden (2), Larry Casher (2) and Brad Ware (3).

Jamien Sherwood also had a pick against ASU. Versus Arkansas, Javaris Davis recorded his first pick of the year with a 57-yd return.

Jeremiah Dinson and Christian Tutt grabbed their first career interceptions vs. Southern Miss. Dinson added another at Mississippi State, the first Auburn player with interceptions in back-to-back games since Joshua Holsey in 2016 vs. Ole Miss and Vanderbilt.

Jamel Dean had an interception at Georgia. Against Liberty, Darrell Williams scored on a 26-yard interception (the first pick 6 by an Auburn linebacker since Craig Stevens vs. West Virginia in 2009) and Smoke Monday gained his first career pick.

» Career interceptions by current players: Daniel Thomas, Javaris Davis (5); Jamel Dean, Jeremiah Dinson (2); Noah Igbinoehene, Smoke Monday, Jamien Sherwood, Christian Tutt, Darrell Williams (1).

» Auburn is 26th nationally in pass defense completion percentage (55.2). Auburn is tied for 13th nationally with two interceptions returns for touchdowns this season.

Auburn held Liberty to 79 yards passing, the second time this season and the third time in three seasons under Steele that Auburn held an opponent below 100 yards passing.

» Auburn ranks 21st nationally in TFL per game (7.4) this season, with 89 TFL and 35 sacks for the year.

Auburn recorded 11 sacks in back to back games vs. Ole Miss (6) and Texas A&M (5), the first time since 2004 the Tigers had five sacks in consecutive games (8 Kentucky, 7 Ole Miss). The Tigers have 14 sacks in the last three games after recording 15 in the first six games.

For the season, Auburn's 35 sacks (2.92/gm) rank 15th nationally.

Top TFL totals this season: 12.0 Texas A&M; 12.0 Southern Miss; 10.0 Tennessee; 9.0 Washington; 9.0 Alabama State.

The Tigers ranked 103rd among FBS teams with just 19 sacks in 2015 prior to Kevin Steele's arrival. In his first season, Auburn recorded 25 sacks, ranked 71st nationally. Last season, the Tigers racked up 37 sacks, 19th nationally and the most for Auburn since 2005 (39).

» Auburn's defense has allowed only five touchdowns in the first quarter in the last 30 games, and only four in the opening period since the start of 2017 (three this season).

» Nine current players have totaled more than 100 career tackles at Auburn: Deshaun Davis (257), Darrell Williams (180), Dontavious Russell (152), Marlon Davidson (124), Daniel Thomas (123), Jeremiah Dinson (120), Montavious Atkinson (113), Derrick Brown (113) and Javaris Davis (103).

Deshaun Davis is just the 15th Auburn player since 2000 to record 200 career tackles and ranks sixth among Auburn career tacklers since 2000.

» The number of career games current players have led the team in tackles:

Deshaun Davis (15)
Darrell Williams (6)
Jeremiah Dinson, Daniel Thomas (4)
Dontavious Russell (2)
Montavious Atkinson, K.J. Britt, Derrick Brown, Nick Coe, Jamel Dean, Jordyn Peters (1)

» The Auburn defense has recorded 55 three-and-outs through 12 games, an average of 4.58 per game, 15th best nationally.

Auburn's Bowl MVPs

BCS National Championship Game

2010 Michael Dyer (offense)
Nick Fairley (defense)

Birmingham Bowl

2015 Jovon Robinson

Citrus Bowl/Capital One Bowl MVP

1982 Randy Campbell (*Tangerine Bowl*)
1987 Aundray Bruce
2001 Ben Leard (offense)
Javor Mills (defense)
2003 Ronnie Brown (MVP)
Dontarrius Thomas (defense)

Cotton Bowl MVP

1986 Bo Jackson
2007 Courtney Taylor (offense)
Will Herring (defense)

Gator Bowl MVP

1954 Vince Dooley
1954 Joe Childress
1955 Joe Childress
1971 Pat Sullivan
1972 Wade Whatley
1974 Phil Gargis

Independence Bowl MVP

1996 Dameyune Craig (offense)
Ricky Neal (co-defense)
Takeo Spikes (co-defense)

Liberty Bowl MVP

1965 Tom Bryan
1984 Bo Jackson

Music City Bowl MVP

2003 Jason Campbell

Outback Bowl MVP

1990 Reggie Slack
2010 Darvin Adams

Peach Bowl/Chick-fil-A MVP

1990 Stan White (offense)
Darrel Crawford (defense)
1998 Dameyune Craig (offense)
Takeo Spikes (defense)
2007 Pat Sims
2011 Oterio McCalebb (offense)
Chris Davis (defense)

Sugar Bowl MVP

1984 Bo Jackson
2005 Jason Campbell

Sun Bowl MVP

1968 Buddy McClinton (defense)
David Campbell (offense)

Bowl Notes

Career Stats In Bowl Games

PASSING

Player	Comp-Att-Int	TD	Yds
Jarrett Stidham	28-43-2	1	331

RUSHING

Player	No	Yds	Avg./C	TD
Devan Barrett	1	-3	-3.0	0
Kam Martin	6	24	4.0	0
Jarrett Stidham	12	-25	-2.1	0
Eli Stove	3	23	7.7	1

RECEIVING

Player	No	Yds	Avg./C	TD
Devan Barrett	1	4	4.0	0
Chandler Cox	2	23	11.5	0
Ryan Davis	8	47	5.9	0
Will Hastings	6	117	19.5	1
Marquis McClain	1	10	10.0	0
Darius Slayton	5	69	13.8	0
Eli Stove	1	1	1.0	1

DEFENSIVE

Player	UA+A	Tot	Misc.
Montavious Atkinson	1+3	4	--
Derrick Brown	2+5	7	.5 TFL, FG BLK
Marlon Davidson	1+2	3	--
Deshaun Davis	2+5	7	FR
Javaris Davis	2+1	3	2 PBU
Jamel Dean	2+4	6	--
Jeremiah Dinson	0+0	0	PBU
Richard McBryde	1+0	1	--
Jordyn Peters	4+4	8	.5 TFL
Dontavious Russell	0+5	5	PBU
Daniel Thomas	1+2	3	--
Andrew Williams	0+3	3	--
Darrell Williams	3+2	5	--

PUNT RETURNS

Player	No.	Yds.	Avg.	TD
None				

KICK RETURNS

Player	No.	Yds.	Avg.	TD
Noah Igbingohene	6	174	29.0	0

PUNTING

Player	No.	Yds.	Avg./Punt	Long
None				

KICKING

Player	PAT	FGA-M	Long	Pts
None				

SPECIAL TEAMS

» Marlon Davidson has blocked three field goal attempts this season, second-best nationally. Jordyn Peters, also ranked second nationally, has blocked three punts, making Auburn the only team nationally with two players with multiple blocked kicks/punts.

Auburn's seven blocked kicks/punts are tied for best in the nation with Toledo and Baylor among FBS teams.

Seven blocked kicks are the most for a season in Auburn records back through 1996.

» Marlon Davidson blocked a Mississippi State field goal attempt, the first for Auburn since Derrick Brown blocked a UCF field goal attempt in last year's Peach Bowl.

Davidson added another field goal block against Tennessee, becoming the first Auburn player to block a FG attempt in consecutive games since Angelo Blackson in 2012.

Blocking a third field goal attempt at Ole Miss, Davidson is now tied for second-most FG blocks in a season in SEC history and ranks second among NCAA leaders this season. The last Auburn player with three blocks (kicks and punts) in a season was Alton Moore in 2001.

» Devan Barrett recovered a blocked punt for a touchdown against Alabama State for his second career score.

The punt was blocked by Jordyn Peters, who also recorded a punt block versus Arkansas, making him just the second Auburn player since 1996 to block two punts in a season (Justin Fetsko, 2003). Peters added a third blocked punt against Liberty. Smoke Monday blocked a punt versus Alabama.

» Auburn ranks sixth nationally in net punting (41.79). Punter Arryn Siposs is averaging 44.1 yards per kick (17th ranked nationally), with 10 punts of 50+ yards. His career best was a 60-yarder vs. Arkansas.

Siposs' average of 48.3 yards per punt vs. Texas A&M was the best game average for an Auburn punter since Kevin Phillips averaged 49.2 yards per punt against Oklahoma in the 2017 Sugar Bowl. Siposs was also the first with three punts of 50+ yards in a game since Phillips had four at LSU in 2015.

» Auburn kickers have converted 265 consecutive PAT attempts back to the 2013 Tennessee game, the longest active streak in the FBS and the SEC record.

Cody Parkey (2013) and Daniel Carlson (2014-17) were Auburn's previous kickers during the streak; Carlson set the SEC individual record for consecutive PAT (198) before graduating. The NCAA record is 302, set by Florida State from 2012-16.

» Auburn is two games ahead of Hawai'i for the longest current span of games (128) without

having a punt blocked. Auburn last had a punt blocked vs. Mississippi State in 2009.

» Redshirt freshman Anders Carlson was 3-5 on field goals in his debut against Washington, making kicks from 28, 32 and 53 yards. He added another 53-yard field goal against Liberty.

Those 53-yarders tie the second-longest field goal ever made by an Auburn freshman. The record: Win Lyle (55 yards vs. Tennessee in 1987); Robert McGinty was good on a 53-yarder against Cincinnati in 1984.

Anders Carlson is 35-35 on PAT attempts and 47-60 on touchbacks (10th nationally) on kickoffs during his young career.

» With 554 combined career kicking points, the Carlsons are chasing Florida State's Roberto and Ricky Aguayo (672 current points) for the most points scored by an active kicking duo of brothers who kicked for the same college.

» Auburn is one of 17 teams nationally to return both a kickoff and a punt for a TD this season, along with Alabama, Appalachian State, Boise State, Louisville, Maryland, Michigan, New Mexico State, North Texas, Ohio, Pitt, TCU, Temple, Toledo, Troy, Utah State and Washington State.

» Noah Igbingohene's 96-yard kickoff return for a touchdown against Arkansas was the first of his career and the first for Auburn since Corey Grant in 2013 vs. Tennessee. It's the longest Auburn kickoff return since Tre Mason vs. Washington State in 2013 (100 yards). Igbingohene was named SEC special teams player of the week.

» Ryan Davis, who ranks 20th nationally with a 10.1-yard punt return average, is tied for 26th among FBS players with three returns of at least 20 yards and one of only 16 with three returns of at least 30 yards.

RANKINGS

» Auburn has played 35 games against ranked teams in Gus Malzahn's 79 games as the Tigers' head coach (44.3 percent of total games). Of those, 20 have been against Top 10 opponents. Auburn is 16-19 in games against ranked opponents under Malzahn, including a 7-13 mark against Top 10 teams.

» Auburn is 110-159-6 all-time facing ranked opponents. The Tigers are 51-41-2 at home against ranked teams, 27-68-2 on the road and 32-50-2 on a neutral field.

Bowl Notes

» The Tigers are 87-128-5 all-time facing ranked SEC opponents (41-32-2 at home, 27-61-2 away, 19-35-1 neutral). Ranked Auburn teams vs. ranked SEC teams are 56-48-3 overall (27-9-1 at home, 18-29-1 at the opponent's home, 11-10-1 on a neutral field).

MORE TIGER STRIPES...

» In all-time SEC play, Auburn holds a 319-249-18 mark back through 1933. In SEC games played in Auburn, the Tigers are 134-59-6 all-time; away from Auburn, the Tigers are 185-190-12 overall. The Tigers are 28-20 in SEC action under Coach Gus Malzahn.

» Auburn's freshmen have accounted for 206 of the Tigers' 339 points this season (60.8 percent), including 21 of 40 TDs (52.5 percent). Freshman scoring to date: Anders Carlson 80; Anthony Schwartz 36; JaTarvious Whitlow 30; Seth Williams 30; Shaun Shivers 18; Harold Joiner 6; John Samuel Shenker 6.

» Since 2001, Auburn is 139-26 (.842) when scoring 20 or more points in a game. Dating back to 1993, Auburn is 195-34-1 (.850) when scoring 20 or more points. All-time, Auburn is 534-54-9 (.902) when scoring 20 points.

All-time, Auburn is 335-9 (.974) when scoring 30 points, 167-3 (.982) when scoring 40 points, 76-0 when scoring 50 points and 26-0 when scoring 60 points.

» This season, 50 players have seen their first game action in an Auburn uniform, including 21 true and 15 redshirt freshmen. Against Liberty, 81 players saw game action.

» On the 2018 squad, 40 players have at least one college start to their credit, 21 on offense and 19 on defense. A dozen Tigers now have at least 20 college starts: Dontavius Russell 49, Chandler Cox 41, Marlon Davidson 38, Deshaun Davis 35, Jack Driscoll 31 (20@UMass), Darius Slayton 31, Jarrett Stidham 29 (3@Baylor), Ryan Davis 27, Darrell Williams 25, Derrick Brown 25, Javaris Davis 23, Jamel Dean 21.

» Auburn is 21-24-2 all-time in December, all but one of those games (1989 vs. Alabama) played away from Auburn. The Tigers are 1-0 on December 28. Under Malzahn, Auburn is 1-0 in December.

» Purdue is the 84th team among the 129 current FBS members that Auburn has played. Of the 83 FBS members Auburn has played, the Tigers have defeated 77 of them at least once; the only exceptions: Oklahoma, Rice, SMU, South Florida and Texas Tech. Purdue is the 136th different opponent in Auburn history.

Auburn In The NFL

Name	Pos.	Team
Montravius Adams	DT	Green Bay Packers
Cameron Artis-Payne	RB	Carolina Panthers
Peyton Barber	RB	Tampa Bay Buccaneers
Daren Bates	LB	Tennessee Titans
Angelo Blackson	DL	Houston Texans
Josh Bynes	LB	Arizona Cardinals
Daniel Carlson	PK	Oakland Raiders
Sammie Coates	WR	Houston Texans
Shon Coleman	OL	San Francisco 49ers
Blake Countess	DB	Los Angeles Rams
Carlton Davis	DB	Tampa Bay Buccaneers
Dee Ford	DE	Kansas City Chiefs
Rudy Ford	DB	Arizona Cardinals
Corey Grant	RB	Jacksonville Jaguars
Josh Harris	LS	Atlanta Falcons
Jeff Holland	DE	Denver Broncos
Kerryon Johnson	RB	Detroit Lions
Jonathan Jones	DB	New England Patriots
Brandon King	DB	New England Patriots
Carl Lawson	DE	Cincinnati Bengals
Ricardo Louis	WR	Cleveland Browns
Cassanova McKinzy	LB	Washington Redskins
Cam Newton	QB	Carolina Panthers
Cody Parkey	PK	Chicago Bears
Greg Robinson	OL	Cleveland Browns
Braden Smith	OL	Indianapolis Colts
Neiko Thorpe	DB	Seattle Seahawks
C.J. Uzomah	TE	Cincinnati Bengals
Jermaine Whitehead	DB	Cleveland Browns

» Auburn has 29 former lettermen on NFL rosters, representing 22 different NFL teams

» Former Auburn lettermen on NFL rosters who finished their college careers elsewhere: Roc Thomas (Minnesota), Christian Westerman (Cincinnati), John Franklin III (Chicago practice squad)

» On practice squads: Casey Dunn (Washington), Joshua Holsey (Washington), Devaroe Lawrence (Cleveland), Tray Matthews (Green Bay), Jonathon Mincy (Chicago), Chad Slade (Houston), Gabe Wright (Oakland)

» Auburn has had 29 players taken in the first round and four No. 1 overall draft picks: Cam Newton (Carolina, '11), Aundray Bruce (Atlanta, '88), Bo Jackson (Tampa, '86) & Tucker Frederickson (NY Giants, '65)

» At least one former Tiger has been selected to 16 of the last 18 Pro Bowls. Auburn has had at least one former player in 10 of the last 13 Super Bowls

Bowl Notes

Career Participation

No.	Name	GP/GS
16	Devin Adams, QB	3/0
70	Calvin Ashley, OL	5/1
16	Malcolm Askew, DB	2/0
48	Montavious Atkinson, DB	48/11
10	Devan Barrett, RB	18/0
52	Nick Brahms, OL	7/5
33	K.J. Britt, LB	26/0
82	Dalton Brown, WR	1/0
5	Derrick Brown, DL	39/25
86	Tucker Brown, TE/OL	40/2
1	Big Kat Bryant, DL	25/2
80	Sal Cannella, TE	23/1
26	Anders Carlson, K	12/--
47	Craig Carter, DB	2/0
43	Cedric Chambers, RB	3/0
91	Nick Coe, DL	25/11
27	Chandler Cox, FB	51/41
45	Chase Cramer, FB	1/0
3	Marlon Davidson, DL	38/38
57	Deshaun Davis, LB	51/35
13	Javaris Davis, DB	35/23
23	Ryan Davis, WR	47/27
12	Jamel Dean, DB	25/21
20	Jeremiah Dinson, DB	35/23
71	Jack Driscoll, OL	32/31* (21/20)
41	Josh French, DB	1/0
36	Kolbi Fuqua, WR	1/0
53	Phelps Gambill, OL	1/0
46	Devin Guice, DB	5/0
59	Brodarious Hamm, OL	2/0
77	Marquel Harrell, OL	29/18
30	Michael Harris, LB	2/0
33	Will Hastings, WR	29/1
19	Matthew Hill, WR	3/0
64	Mike Horton, OL	36/19
4	Noah Igbinooghene, DB/WR	26/8
50	Jalil Irvin, OL	1/0
92	Alec Jackson, DL	10/0
11	Shedrick Jackson, WR	11/1
37	Richard Jibunor, DL	9/0
45	Caleb Johnson, DL	2/0
62	Jaunta'vius Johnson, DL	3/0
29	Harold Joiner, RB	2/0
75	Trent Kelley, OL	1/0
54	Kaleb Kim, OL	17/7
89	Griffin King, WR	19/0
31	Sage Ledbetter, K	3/-
14	Traivon Leonard, DB	9/0
56	Tashawn Manning, OL	2/0
36	Josh Marsh, LB	1/0
9	Kam Martin, RB	34/6
51	Richard McBryde, LB	23/0
17	Marquis McClain, WR	25/0
35	Zakoby McClain, LB	12/0
17	Roger McCreary, DB	6/0
61	Ryan Meneely, OL	4/0
8	Coynis Miller Jr., DL	8/0
32	Malik Miller, RB	24/1

No.	Name	GP/GS
21	Smoke Monday, DB	12/1
35	James Owens Moss, WR	2/0
55	T.D. Moultry, LB	25/0
39	Robert Muschamp, LB	5/0
63	Peyton Nance, OL	2/0
44	Daquan Newkirk, DL	7/0
99	Spencer Nigh, FB	25/0
87	Pace Ozmint, WR	1/0
15	Jordyn Peters, DB	26/1
40	Jacob Rogers, DB	1/0
95	Dontavius Russell, DL	52/49
72	Prince Sammons, OL	2/0
24	Cord Sandberg, QB	1/0
5	Anthony Schwartz, WR	12/3
43	Ian Shannon, K/P	21/-
66	Bailey Sharp, OL	17/0
47	John Samuel Shenker, TE	11/0
32	Sam Sherrod, DB	2/0
9	Jamien Sherwood, DB	12/0
25	Shaun Shivers, RB	12/0
90	Arryn Siposs, P	12/--
81	Darius Slayton, WR	37/31
53	Clarke Smith, LS	1/0
8	Jarrett Stidham, QB	36/29* (10/3)
12	Eli Stove, WR	29/14
62	Kameron Stutts, OL	1/0
60	Bill Taylor, LS	12/--
24	Daniel Thomas, DB	37/14
38	Barrett Tindall, LB	1/0
37	C.J. Tolbert, RB	6/0
68	Austin Troxell, OL	12/0
94	Tyrone Truesdell, DL	19/0
6	Christian Tutt, DB	10/2
42	Jacob vonEschenbach, DL	2/0
97	Gary Walker, DL	14/0
76	Prince Tega Wanogho, OL	36/19
28	JaTarvious Whitlow, RB	12/5
79	Andrew Williams, DL	52/0
49	Darrell Williams, LB	48/25
18	Seth Williams, WR	12/8
14	Malik Willis, QB	15/0
31	Chandler Wooten, LB	16/2

*includes previous school (previous school total)

Auburn Season Honors

DERRICK BROWN

All-SEC 2nd team (AP, SEC coaches)
Jason Witten Man of the Year Finalist
Wuerffel Trophy nominee
AFCA Good Works Team nominee
SEC Community Service Team

TUCKER BROWN

Burlsworth Trophy nominee

NICK COE

SEC DL of week (Washington)
SEC DL of week (Ole Miss)
SEC DL of week (Texas A&M)

DESHAUN DAVIS

Lott IMPACT Trophy quarterfinalist (1 of 20)
All-SEC 1st team (AP, SEC coaches)
Lott Impact player of week (LSU)

NOAH IGBINOGHENE

SEC special teams player of week (Arkansas)

DONTAVIUS RUSSELL

Reese's Senior Bowl invitation

ARRYN SIPOSS

Ray Guy Award Ray's 8 (Texas A&M)
All-America honorable mention (PFF)

JARRETT STIDHAM

Reese's Senior Bowl invitation
Davey O'Brien Great 8 (Washington)

PRINCE TEGA WANOGHO

All-SEC 1st team (PFF)

JATARVIOUS WHITLOW

SEC all-freshman team (SEC coaches)

DARRELL WILLIAMS

SEC defensive player of week (Washington)

SETH WILLIAMS

SEC all-freshman team (SEC coaches)
SEC freshman of week (Texas A&M)
Lindy's Catch of week (Texas A&M)

COACH LARRY PORTER

Broyles Award nominee

Last Time at the Music City Bowl

Dec. 31, 2003 • The Coliseum (55,109) • Nashville, Tenn.



WISCONSIN	14
AUBURN	28

NASHVILLE, Tenn. -- With the combination of a stellar defensive performance that included six sacks and the leadership of MVP Jason Campbell, Auburn put together 14 fourth-quarter points en route to a 28-14 Music City Bowl win over Wisconsin.

After a scoreless first period, Wisconsin started the second quarter by driving to the Auburn seven-yard line where the Badgers had a first and goal, but Auburn's defense forced Wisconsin to settle for a 20-yard field goal for a 3-0 lead.

Auburn responded on the next drive as Ronnie Brown gained 43 yards on six carries culminating with a one-yard touchdown to give the Tigers a 7-3 lead. Wisconsin managed another field goal before the half to make the score 7-6 at the intermission.

Auburn struck first in the second half, going 80 yards on 16 plays and taking 7:16 off the clock. Carnell Williams finished the drive with a one-yard plunge up the middle for the touchdown.

In the fourth quarter, Jim Sorgi led Wisconsin on a 52-yard drive, capping it with a 12-yard pass to Lee Evans for a touchdown and a two-point conversion pass to tie the game at 14.

The Badgers seemed to have the momentum in their favor until Carlos Rogers deflected a pass that Will Herring intercepted on the Auburn 13-yard line. Two plays later, Campbell connected with Jeris McIntyre on third and eight for a 51-yard gain to the Wisconsin 34-yard line. It took Auburn just three more plays to put it in the end zone as Brown scored for the second time from two yards out.

Auburn put an exclamation point on the game during the ensuing Wisconsin drive when Reggie Torbor and Karlos Dansby sandwiched Sorgi, causing a fumble. T.J. Jackson recovered it, and two plays later Auburn put the final points on the board with a one-yard run by Williams to make the score 28-14.

Voted MVP, Campbell passed for 138 yards, rushed for 67 yards and engineered two fourth-quarter scoring drives. Auburn's defense held Wisconsin to 261 yards. Torbor collected 2.5 sacks and Dansby totaled a team-high 10 tackles, including 1.5 sacks, to conclude his All-America senior season.

Score By Quarters	1	2	3	4	Score
Wisconsin	0	6	0	8	-- 14
Auburn	0	7	7	14	-- 28

SCORING PLAYS

2nd	9:44	UW	Allen	20 yd FG
	4:37	AU	Brown	1 yd run (Vaughn kick)
	2:42	UW	Allen	35 yd FG
3rd	1:32	AU	Williams	1 yd run (Vaughn kick)
4th	8:52	UW	Evans	12 yd pass from Sorgi (Daniels pass)
	3:30	AU	Brown	2 yd run (Vaughn kick)
	1:37	AU	Williams	1 yd run (Vaughn kick)

	UW	AU
First Downs	18	15
Rushes-Yds (Net)	37-58	40-197
Passing Yds (Net)	203	157
Passes Com-Att-Int	17-29-1	11-23-1
Total Offense Plays-Yds	66-261	63-354
Interception Return-Yds	1-0	1-0
Punts (Num-Avg)	4-38.5	5-45.2
Fumbles-Lost	2-1	0-0
Penalties-Yds	4-25	8-66
3rd Down Conversion	6 of 14	6 of 14
Time of Possession	31:00	29:00

RUSHING: (UW) - Davis 17-77, Evans 3-19, Bernstein 1-2, D. Smith 4-1, Team 1-(-1), Stocco 1-(-14), Sorgi 10-(-26). (AU) - C. Williams 18-68 (2 TD), Campbell 9-67, Brown 13-62 (2 TD).

PASSING: (UW) - Sorgi 13-22-1-169 (TD), Stocco 4-7-0-34. (AU) - Campbell 10-22-1-138, C. Williams 1-1-0-19.

RECEIVING: (UW) - B. Williams 6-57, Evans 4-51 (TD), Charles 3-48, Orr 1-19, Daniels 1-14, Bernstein 1-8, D. Smith 1-6. (AU) - McIntyre 3-74, Daniels 3-40, B. Johnson 2-21, Taylor 1-13, Obomanu 1-6, Brown 1-3.

GAME-BY-GAME STATISTICS

Last 20 Bowl Games

Date	Bowl	Result	Attend	Rank		AU Rushing				Passing			Tot Off		OPP Rushing		Passing			TotOff				
				AU	OPP	FD	No	Yds	TD	C-A-I	Yds	TD	No	Yds	FD	No	Yds	TD	C-A-I	Yds	TD	No	Yds	
12-29-90	Peach	W	27-23	38,912	--	--	24	31	89	1	31-48-0	351	1	79	440	15	43	121	3	10-19-0	99	0	62	220
1-1-96	Outback	L	13-43	65,313	--	--	19	40	220	1	8-33-2	314	1	73	314	22	49	266	1	14-29-1	487	4	78	487
12-31-96	Independence	W	32-29	41,366	--	--	27	36	161	2	24-42-1	370	2	78	531	21	58	239	3	9-16-0	148	1	74	387
1-2-98	Peach	W	21-17	71,212	--	--	18	36	107	2	15-44-0	259	0	80	366	4	27	60	1	11-25-1	86	0	52	146
1-1-01	Citrus	L	28-31	66,928	--	--	23	35	92	1	28-37-2	394	3	72	486	21	42	159	2	15-21-0	294	2	63	453
12-31-01	Peach	L	10-16	71,827	--	--	12	32	31	0	18-28-2	145	1	60	176	12	40	174	2	13-21-1	114	0	61	288
1-1-03	Cap. One	W	13-9	66,334	--	--	15	50	200	2	10-17-1	78	0	67	278	15	36	170	0	10-27-1	98	0	63	268
12-31-03	Music City	W	28-14	55,109	--	--	15	40	197	4	11-23-1	157	0	63	354	18	37	58	0	17-29-1	203	1	66	261
1-3-05	Sugar	W	16-13	77,349	3	9	14	43	110	0	11-16-1	189	1	59	299	19	22	76	0	21-38-2	299	2	60	375
1-2-06	Cap. One	L	10-24	57,221	7	21	19	35	99	0	15-33-1	137	1	68	236	24	42	247	1	15-27-0	301	2	69	548
1-1-07	Cotton	W	17-14	66,777	10	22	12	35	67	1	10-21-0	111	1	56	178	17	38	104	1	14-27-1	126	1	65	230
12-31-07	Chick-fil-A	W	23-20	74,413	22	15	24	47	190	2	26-43-1	233	1	90	423	12	40	189	2	14-33-0	104	0	73	293
1-1-10	Outback	W	38-35	49,383	--	--	18	39	190	3	20-33-2	235	1	72	425	34	37	89	1	47-78-5	532	4	115	621
1-10-11	BCS	W	22-19	78,608	1	2	28	50	254	0	20-35-1	265	2	85	519	23	32	75	0	28-41-2	374	2	73	449
12-31-11	Chick-fil-A	W	43-24	72,919	25	--	22	44	273	4	12-23-0	181	1	67	454	25	30	123	1	26-41-1	312	2	71	435
1-6-14	BCS	L	31-34	94,208	2	1	25	53	232	2	14-27-1	217	2	80	449	19	31	148	1	20-35-0	237	2	66	385
1-1-15	Outback	L	31-34	44,023	19	17	21	43	219	2	16-23-0	216	2	66	435	31	54	400	3	14-27-3	121	1	81	521
12-30-15	B'ham	W	31-10	59,430	--	--	23	56	252	3	10-16-3	150	1	72	402	13	31	99	0	16-37-1	106	0	68	205
1-2-17	Sugar	L	19-35	54,077	14	7	22	46	185	1	13-27-1	154	1	73	339	28	43	228	3	19-28-0	296	2	71	524
1-1-18	Chick-fil-A	L	24-37	71,109	7	12	28	44	90	2	28-43-2	331	1	87	421	20	36	169	1	16-34-0	242	2	71	411

Records Update

Receptions

Player	Seasons	Yards	Avg	Rec
1. Ryan Davis	2015-	1532	8.85	173
2. Courtney Taylor	2003-06	2098	13.71	153
3. Karsten Bailey	1995-98	2174	14.49	150
4. Terry Beasley	1969-71	2507	17.78	141
5. Tyrone Goodson	1993-97	2283	16.79	136

Receiving Yardage

Player	Seasons	Rec	Yards
1. Terry Beasley	1969-71	141	2507
2. Tyrone Goodson	1993-97	136	2283
3. Karsten Bailey	1995-98	150	2174
4. Courtney Taylor	2003-06	153	2098
5. Emory Blake	2009-12	128	2022
6. Frank Sanders	1991-94	121	1998
7. Darvin Adams	2008-10	115	1978
8. Freddy Weygand	1984-88	99	1946
9. Lawyer Tillman	1985-88	93	1808
10. Sammie Coates	2012-14	82	1757
11. Rodgeriqus Smith	2004-08	114	1598
12. Byron Franklin	1977-80	74	1573
13. Ryan Davis	2015-	173	1532
14. Ronney Daniels	1999-00	90	1446
15. Darius Slayton	2016-	76	1445
16. Freddie Hyatt	1965-67	88	1396
17. Ricardo Louis	2012-15	98	1338
18. Devin Aromashodu	2002-05	71	1333
19. Alexander Wright	1986-89	56	1320
20. Ben Obomanu	2002-05	97	1313

Yards Per Reception (min. 40 receptions)

Player	Seasons	Rec	Yards	Yds/Rec
1. Alexander Wright	1986-89	56	1320	23.57
2. Sammie Coates	2012-14	82	1757	21.43
3. Byron Franklin	1977-80	74	1573	21.26
4. Freddy Weygand	1984-88	99	1946	19.66
5. Jimmy Phillips	1955-57	52	1012	19.46
6. Darius Slayton	2016-	76	1445	19.01
7. Devin Aromashodu	2002-05	71	1333	18.77
8. Terry Beasley	1969-71	141	2507	17.78
9. Darvin Adams	2008-10	115	1978	17.20
10. Erk Russell	1947-49	41	701	17.10

Top Pass-Catching Duos in Auburn History

Player	Seasons	Rec
1. Jarrett Stidham and Ryan Davis	2017-18	149
2. Pat Sullivan and Terry Beasley	1969-71	140
3. Dameyune Craig and Karsten Bailey	1995-97	98
4. Dameyune Craig and Tyrone Goodson	1994-97	89
5. Brandon Cox and Courtney Taylor	2004-06	78
6. Brandon Cox and Rodgeriqus Smith	2005-07	78
7. Jason Campbell and Courtney Taylor	2003-04	72
8. Nick Marshall and Sammie Coates	2013-14	70
9. Jeff Burger and Lawyer Tillman	1985-87	64
10. Pat Nix and Willie Gosha	1993-95	63

*official stats do not include bowl games until the 2002 season. These totals take that into account.

Passing Yardage

Player	Seasons	Att	Comp	Pct	Yards
1. Stan White	1990-93	1231	659	.535	8016
2. Jason Campbell	2001-04	854	552	.646	7299
3. Brandon Cox	2004-07	927	550	.593	6959
4. Pat Sullivan	1969-71	819	452	.552	6284
5. Dameyune Craig	1994-97	782	427	.546	6026
6. Jarrett Stidham	2017-	718	455	.633	5579
7. Patrick Nix	1992-95	656	386	.588	4957
8. Reggie Slack	1986-89	585	346	.591	4697
9. Nick Marshall	2013-14	532	320	.602	4508
10. Ben Leard	1997-00	592	359	.606	4289

Yards Per Attempt (Min. 200 Att.)

Player	Seasons	Att	Yards	Yds/Att
1. Cam Newton	2010	280	2854	10.193
2. Jason Campbell	2001-04	854	7299	8.546
3. Nick Marshall	2013-14	532	4508	8.474
4. Sean White	2015-16	351	2845	8.105
5. Reggie Slack	1986-89	585	4697	8.029
6. Jarrett Stidham	2017-	718	5579	7.770
7. Dameyune Craig	1994-97	782	6026	7.706
8. Pat Sullivan	1969-71	819	6284	7.673
9. Jeff Burger	1984-87	538	4082	7.587
10. Patrick Nix	1992-95	656	4957	7.556

Pass Completions

Player	Seasons	Att	Yards	Comp
1. Stan White	1990-93	1231	8016	659
2. Jason Campbell	2001-04	854	7299	552
3. Brandon Cox	2004-07	927	6959	550
4. Pat Sullivan	1969-71	819	6284	452
5. Jarrett Stidham	2017-	718	5579	455
6. Dameyune Craig	1994-97	782	6026	427
7. Patrick Nix	1992-95	656	4957	386
8. Ben Leard	1997-00	592	4289	359
9. Reggie Slack	1986-89	585	4697	346
10. Jeff Burger	1984-87	538	4082	331

Completion Percentage (Min. 150 Comp.)

Player	Seasons	Att	Comp	Pct
1. Cam Newton	2010	280	185	.661
2. Jason Campbell	2001-04	854	552	.646
3. Jarrett Stidham	2017-	718	455	.633
4. Jeremy Johnson	2013-17	282	179	.635
5. Jeff Burger	1984-87	538	331	.615

Yards Per Completion (Min. 100 Comp.)

Player	Seasons	Comp	Yards	Yds/Comp
1. Cam Newton	2010	185	2854	15.427
2. Charlie Trotman	1976-79	134	2024	15.104
3. Pat Washington	1982-85	145	2092	14.428
4. Travis Tidwell	1946-49	198	2824	14.263
5. Loran Carter	1966-68	221	3129	14.158
6. Dameyune Craig	1994-97	427	6026	14.112
7. Nick Marshall	2013-14	320	4508	14.088
8. Pat Sullivan	1969-71	452	6284	13.841
9. Daniel Cobb	2000-02	170	2350	13.824
10. Reggie Slack	1986-89	346	4697	13.575
-- Jarrett Stidham	2017-	455	5579	12.261

Lowest Interception Percentage (Min. 300 Att.)

Player	Seasons	Int	Att	Pct
1. Jarrett Stidham	2017-	11	718	.0153
2. Randy Campbell	1981-83	5	300	.0167
3. Sean White	2015-16	7	351	.0199
4. Patrick Nix	1992-95	16	656	.0243
5. Nick Marshall	2013-14	13	532	.0244
6. Chris Todd	2008-09	12	484	.0248
7. Jason Campbell	2001-04	24	854	.0281
8. Ben Leard	1997-00	18	592	.0304
9. Dameyune Craig	1994-97	24	782	.0307
10. Brandon Cox	2004-07	32	927	.0345

Passing Efficiency (Min. 300 Att.)

Player	Seasons	Comp	Att	Pct	Yards	TD	Int	Rating
1. Jason Campbell	2001-04	552	854	.646	7299	45	24	148.20
2. Nick Marshall	2013-14	320	532	.602	4508	34	13	147.53
3. Jarrett Stidham	2017-	455	718	.633	5579	31	11	139.82
4. Sean White	2015-16	216	351	.615	2845	10	7	135.04
5. Chris Todd	2008-09	284	484	.587	3515	27	12	133.13
6. Patrick Nix	1992-95	386	656	.588	4957	31	16	133.02
7. Jeff Burger	1984-87	331	538	.615	4082	24	21	132.17
8. Pat Sullivan	1969-71	452	819	.552	6284	53	39	132.04
9. Reggie Slack	1986-89	346	585	.591	4697	23	23	131.70
10. Ben Leard	1997-00	359	592	.606	4289	28	18	131.03

Records Update

Touchdown Passes

Player	Seasons	Yards	Int	TD
1. Pat Sullivan	1969-71	6284	39	53
2. Jason Campbell	2001-04	7299	24	45
3. Brandon Cox	2004-07	6959	32	42
4. Stan White	1990-93	8016	52	40
5. Dameyune Craig	1994-97	6026	24	39
6. Nick Marshall	2013-14	4508	13	34
7. Patrick Nix	1992-95	4957	16	31
Jarrett Stidham	2017-	5579	11	31
9. Cam Newton	2010	2854	7	30
10. Ben Leard	1997-00	4289	18	28

Touchdown Passes Per Game (min. 20 games)

Player	Seasons	TD	Games	TD/Gm
1. Pat Sullivan	1969-71	53	30	1.767
2. Chris Todd	2008-09	27	20	1.350
3. Nick Marshall	2013-14	34	26	1.308
4. Jarrett Stidham	2017-	31	26	1.192
5. Loran Carter	1966-68	25	23	1.087
6. Patrick Nix	1992-95	31	32	0.969
7. Ben Leard	1997-00	28	29	0.966
8. Brandon Cox	2004-07	42	44	0.955
9. Dameyune Craig	1994-97	39	41	0.951
10. Jason Campbell	2001-04	45	49	0.918

Total Offense

Player	Seasons	Plays	Rush	Pass	Total
1. Stan White	1990-93	1481	-96	8016	7920
2. Jason Campbell	2001-04	1103	307	7299	7606
3. Pat Sullivan	1969-71	974	569	6284	6843
4. Brandon Cox	2004-07	1036	-416	6959	6543
5. Dameyune Craig	1994-97	1052	429	6026	6455
6. Nick Marshall	2013-14	857	1866	4508	6374
7. Jarrett Stidham	2017-	892	148	5579	5727
8. Patrick Nix	1992-95	752	124	4957	5081
9. Reggie Slack	1986-89	692	-45	4697	4652
10. Cam Newton	2010	544	1473	2854	4327

Tackles (Since 2000)

Player	Years	UT	AT	Total
1. Daren Bates	2009-12	175	141	316
2. Neiko Thorpe	2008-11	172	107	279
3. Johnathan Ford	2013-16	170	105	275
4. Cassanova McKinzy	2012-15	153	110	263
5. Zac Etheridge	2005-10	153	108	261
6. Deshaun Davis	2014-	123	134	257
7. Craig Stevens	2006-10	139	113	252
8. Will Herring	2002-06	147	103	250
9. Kris Frost	2012-15	131	116	247
10. Josh Bynes	2007-10	129	111	240
11. Karlos Dansby	2001-03	131	94	225
12. Jermaine Whitehead	2011-14	133	85	218
13. Travis Williams	2001-05	117	97	214
14. Rob Pate	1997-2000	131	82	213
15. Jonathon Mincy	2011-14	167	45	212

SINGLE-SEASON RECORDS UPDATE

Passing Yardage

Player	Year	Att	Comp	Pct	Yards
1. Dameyune Craig	1997	403	216	.536	3277
2. Jarrett Stidham	2017	370	246	.665	3158
3. Cam Newton	2010	280	185	.661	2854
4. Jason Campbell	2004	270	188	.696	2700
5. Chris Todd	2009	328	198	.604	2612
6. Pat Sullivan	1970	281	167	.594	2586
7. Patrick Nix	1995	331	201	.607	2574
8. Nick Marshall	2014	293	178	.608	2532
9. Jarrett Stidham	2018	348	09	.591	2421
10. Brandon Cox	2005	306	177	.578	2324

Pass Attempts

Player	Year	Yards	Pct	Comp	Att
1. Dameyune Craig	1997	3277	.536	216	403
2. Jarrett Stidham	2017	3158	.665	246	370
3. Jarrett Stidham	2018	2421	.591	209	348
4. Stan White	1990	2242	.533	180	338
5. Patrick Nix	1995	2574	.607	201	331
6. Chris Todd	2009	2612	.604	198	328
7. Ben Leard	2000	2158	.605	193	319
8. Stan White	1991	1927	.498	158	317
9. Brandon Cox	2007	2080	.595	188	316
10. Dameyune Craig	1996	2296	.545	169	310

Pass Attempts Per Game

Player	Year	Att	Games	Att/Gm
1. Dameyune Craig	1997	403	12	33.583
2. Stan White	1990	338	11	30.727
3. Patrick Nix	1995	331	11	30.091
4. Jarrett Stidham	2018	348	12	29.000
5. Stan White	1991	317	11	28.818
6. Dameyune Craig	1996	310	11	28.182
7. Pat Sullivan	1971	281	10	28.100
Pat Sullivan	1970	281	10	28.100
8. Brandon Cox	2005	306	11	27.818
10. Stan White	1992	305	11	27.727

Pass Completions

Player	Year	Att	Yards	Comp
1. Jarrett Stidham	2017	370	3158	246
2. Dameyune Craig	1997	403	3277	216
3. Jarrett Stidham	2018	348	2421	209
4. Patrick Nix	1995	331	2574	201
5. Chris Todd	2009	328	2612	198
6. Ben Leard	2000	319	2158	193
7. Brandon Cox	2007	316	2080	188
Jason Campbell	2004	270	2700	188
9. Cam Newton	2010	280	2854	185
10. Jason Campbell	2003	293	2267	181

Pass Completions Per Game

Player	Year	Comp	Games	Comp/Gm
1. Patrick Nix	1995	201	11	18.273
2. Dameyune Craig	1997	216	12	18.000
3. Jeff Burger	1987	178	10	17.800
4. Jarrett Stidham	2017	246	14	17.571
5. Jarrett Stidham	2018	09	12	17.416
6. Pat Sullivan	1970	167	10	16.700
7. Stan White	1990	180	11	16.364
8. Pat Sullivan	1971	162	10	16.200
9. Brandon Cox	2005	177	11	16.091
10. Ben Leard	2000	193	12	16.083

Records Update

Total Offense

Player	Season	Plays	Rush	Pass	Total
1. Cam Newton	2010	544	1473	2854	4327
2. Nick Marshall	2014	446	798	2532	3330
3. Jarrett Stidham	2017	473	153	3158	3311
4. Dameyune Craig	1997	499	0	3277	3277
5. Nick Marshall	2013	411	1068	1976	3044
6. Pat Sullivan	1970	333	270	2586	2856
7. Jason Campbell	2004	328	30	2700	2730
8. Patrick Nix	1995	379	64	2574	2638
9. Dameyune Craig	1996	433	207	2296	2503
10. Chris Todd	2009	372	-116	2612	2496
11. Jarrett Stidham	2018	419	-5	2421	2416
12. Jason Campbell	2003	366	-1	2267	2266
13. Patrick Nix	1994	340	59	2206	2265
14. Reggie Slack	1988	318	-17	2230	2213
15. Brandon Cox	2005	350	-125	2324	2199

Pass Receptions

Player	Year	Yards	Avg	Rec
1. Ryan Davis	2017	815	9.70	84
2. Ryan Davis	2018	523	8.17	64
3. Darvin Adams	2009	997	16.62	60
4. Willie Gosha	1995	811	13.98	58
Frank Sanders	1994	910	15.69	58
6. Ronney Daniels	1999	1068	19.07	56
7. Terry Beasley	1971	846	15.38	55
8. Courtney Taylor	2006	704	13.04	54
9. Karsten Bailey	1997	840	15.85	53
10. Darvin Adams	2010	963	18.52	52
Rodgeriqus Smith	2007	705	13.56	52
Terry Beasley	1970	1051	20.21	52

Punting Average (min. 35 punts)

Player	Year	No	Yards	Avg
1. Terry Daniel	1993	51	2393	46.92
2. Lewis Colbert	1985	57	2610	45.79
3. Kody Bliss	2006	47	2149	45.72
4. Kody Bliss	2005	44	1975	44.89
5. Terry Daniel	1994	53	2358	44.49
6. Arryn Siposs	2018	55	2427	44.12
7. Brian Shulman	1986	49	2161	44.10
8. Damon Duval	2001	51	2244	44.00
9. Damon Duval	2002	54	2344	43.41
10. Damon Duval	2000	65	2811	43.25

Rushing Yardage (Freshman)

Player	Year	Att	Avg	Yards
1. Michael Dyer*	2010	182	6.0	1,093
2. Bo Jackson*	1982	127	6.5	829
3. Ja'Tarvious Whitlow	2018	143	5.4	777
4. Travis Tidwell	1946	181	4.3	772
5. Joe Frazier	1991	140	4.7	651
6. Carnell Williams*	2001	120	5.1	614
7. Tommy Agee	1983	115	5.3	604
8. Onterio McCalebb*	2009	99	5.5	547
9. Michael Burks	1998	152	3.2	483
10. Chester O'Neal*	1981	107	4.5	480

Rushing Attempts (Freshman)

Player	Year	Yards	Avg	Att
1. Michael Dyer	2010	1,093	6.0	182
2. Travis Tidwell	1946	772	4.3	181
3. Michael Burks	1998	483	3.2	152
4. Ja'Tarvious Whitlow	2018	777	5.4	143
5. Joe Frazier	1991	651	4.7	140
6. Bo Jackson	1982	829	6.5	127
7. Carnell Williams	2001	614	5.1	120
8. Tommy Agee	1983	604	5.3	115
9. Chester O'Neal	1981	480	4.5	107
James Brooks	1977	467	4.4	107

Rushing Touchdowns (Freshman)

Player	Year	Att	Yards	Avg	TD
1. Bo Jackson	1982	127	829	6.5	9
2. Carnell Williams	2001	120	614	5.1	6
3. Michael Dyer	2010	182	1,093	6.0	5
Mario Fannin	2007	84	448	7.3	5
Brad Lester	2005	52	339	6.5	5
Darrell Williams	1989	85	371	4.4	5
Chester O'Neal	1981	107	480	4.5	5
8. Ja'Tarvious Whitlow	2018	143	777	5.4	4
Onterio McCalebb	2009	99	547	5.5	4
Rusty Williams	1996	80	439	5.5	4
Joe Frazier	1991	140	651	4.7	4
Tommy Agee	1983	115	604	5.3	4
Secdrick McIntyre	1973	64	315	4.9	4

Receiving Yardage (Freshman)

Player	Year	Rec	Avg	Yards
1. Ronney Daniels	1999	56	19.1	1068
2. Freddy Weygand	1984	32	24.9	796
3. Seth Williams	2018	24	20.0	479
4. Courtney Taylor	2003	34	11.1	379
5. Robert Baker	1995	28	13.2	370
6. Anthony Schwartz	2018	19	16.2	307
7. Devin Aromashodu	2002	18	16.9	304
8. Darius Slayton	2016	15	19.5	292
9. Shayne Wasden	1988	16	16.9	271
10. Kyle Davis	2016	12	20.7	248

Receptions (Freshman)

Player	Year	Yards	Avg	Rec
1. Ronney Daniels	1999	1068	19.1	56
2. Courtney Taylor	2003	379	11.1	34
3. Freddy Weygand	1984	796	24.9	32
4. Seth Williams	2018	479	20.0	24
5. Robert Baker	1995	370	13.2	28
6. Eli Stove	2016	224	9.7	23
Marcus Davis	2013	217	9.4	23
Deandre Green	2000	240	10.4	23
9. Trovon Reed	2011	164	7.8	21
10. Anthony Schwartz	2018	307	16.2	19
11. Mario Fannin	2007	176	9.8	18
Devin Aromashodu	2002	304	16.9	18
Travaris Robinson	1999	174	9.7	18
14. Quan Bray	2011	93	5.5	17
Ben Obomanu	2002	224	13.2	17
Rusty Williams	1996	123	7.7	16
Joe Frazier	1991	207	12.9	16
Shayne Wasden	1988	271	16.9	16
Stacy Danley	1987	98	6.1	16
20. Darius Slayton	2016	292	19.5	15
Clifton Robinson	1997	201	13.4	15

Receiving Touchdowns (Freshman)

Player	Year	Rec	Yards	Avg	TD
1. Ronney Daniels	1999	56	1068	19.1	9
2. Seth Williams	2018	24	479	0.0	5
3. Ben Obomanu	2002	17	224	13.2	3
Robert Johnson	2000	12	168	14.0	3
Robert Baker	1995	28	370	13.2	3
Freddy Weygand	1984	32	796	24.9	3
7. Anthony Schwartz	2018	19	307	16.2	2
Kyle Davis	2016	12	248	20.7	2
Sammie Coates	2012	6	114	19.0	2
Mario Fannin	2007	18	176	9.8	2
Tommy Trott	2006	10	94	9.4	2
Cooper Wallace	2002	8	123	15.4	2
Deandre Green	2000	23	271	10.4	2
Markeith Cooper	1996	13	156	12.0	2

Alphabetical Roster

NO	NAME	POS	HT	WT	YR	HOMETOWN	NO	NAME	POS	HT	WT	YR	HOMETOWN
16	Devin Adams	QB	6-3	239	Sr.	Mobile, AL	36	Josh Marsh	LB	6-2	217	Fr.	Decatur, AL
15	Wil Appleton	QB	5-11	199	RFr.	Albertville, AL	9	Kam Martin	RB	5-10	193	Jr.	Port Arthur, TX
70	Calvin Ashley	OL	6-6	322	RFr.	Orlando, FL	51	Richard McBryde	LB	6-1	232	Jr.	Troy, AL
16	Malcolm Askew	DB	5-11	192	RFr.	McCalla, AL	17	Marquis McClain	WR	6-2	217	So.	Crestview, FL
48	Montavious Atkinson	LB	6-1	219	Sr.	Fairburn, GA	35	Zakoby McClain	LB	6-0	205	Fr.	Valdosta, GA
10	Devan Barrett	RB	6-0	196	So.	Tampa, FL	17	Roger McCreary	DB	6-0	179	Fr.	Mobile, AL
39	Chris Bobo	DB	5-11	177	RFr.	Alpharetta, GA	84	Jackson McFadden	WR	6-1	175	Fr.	Nashville, TN
93	Devonte Booker	LB	5-11	233	Fr.	Orlando, FL	61	Ryan Meneely	OL	6-2	303	Sr.	McDonough, GA
52	Nick Brahms	OL	6-3	276	RFr.	Navarre, FL	8	Coynis Miller Jr.	DL	6-2	305	Fr.	Decatur, AL
73	Gabe Brinson	OL	6-5	300	Fr.	Lorton, VA	32	Malik Miller	RB	5-11	216	So.	Huntsville, AL
33	K.J. Britt	LB	6-0	239	So.	Oxford, AL	21	Smoke Monday	DB	6-2	188	Fr.	Atlanta, GA
82	Dalton Brown	WR	6-3	200	Sr.	Hoover, AL	35	James Owens Moss	WR	5-9	182	So.	Opelika, AL
5	Derrick Brown	DL	6-5	320	Jr.	Sugar Hill, GA	74	Johnathan Mote	LS	6-2	240	So.	Birmingham, AL
86	Tucker Brown	TE/OL	6-3	289	Sr.	Trussville, AL	55	T.D. Moultry	Buck	6-2	245	So.	Birmingham, AL
1	Big Kat Bryant	Buck	6-5	253	So.	Cordele, GA	39	Robert Muschamp	TE	6-1	240	Sr.	Rome, GA
80	Sal Cannella	TE	6-5	232	Jr.	Schaumburg, IL	63	Peyton Nance	OL	5-11	300	RFr.	Attalla, AL
26	Anders Carlson	K	6-5	210	RFr.	Colorado Springs, CO	44	Daquan Newkirk	DL	6-3	306	So.	Orlando, FL
47	Craig Carter	DB	5-11	194	Jr.	Milton, GA	99	Spencer Night	FB	6-0	269	Jr.	Magnolia, TX
43	Cedric Chambers	RB	5-7	188	Jr.	Valley, AL	87	Pace Ozmint	WR	6-1	184	So.	Glencoe, AL
91	Nick Coe	DL	6-5	282	So.	Asheboro, NC	15	Jordyn Peters	DB	6-1	191	So.	Muscle Shoals, AL
27	Chandler Cox	FB	6-1	242	Sr.	Apopka, FL	29	Erik Piedy	DB	5-10	180	Fr.	New Orleans, LA
45	Chase Cramer	FB	5-10	198	Sr.	Orlando, FL	67	Jacob Quattlebaum	LS	6-0	238	Fr.	Enterprise, AL
3	Marlon Davidson	DL	6-3	278	Jr.	Greenville, AL	40	Jacob Rogers	DB	6-0	207	So.	Goodwater, AL
57	Deshaun Davis	LB	5-11	233	Sr.	Prichard, AL	95	Dontavious Russell	DL	6-3	320	Sr.	Carrollton, GA
13	Javaris Davis	DB	5-10	187	Jr.	Jacksonville, FL	83	Malcolm Russell	WR	5-11	184	Fr.	Pelham, AL
23	Ryan Davis	WR	5-9	185	Sr.	St. Petersburg, FL	72	Prince Micheal Sammons	OL	6-7	300	So.	Blanchester, OH
12	Jamel Dean	DB	6-2	208	Jr.	Cocoa, FL	24	Cord Sandberg	QB	6-3	215	Fr.	Bradenton, FL
27	Tanner Dean	LB	6-3	210	RFr.	Birmingham, AL	5	Anthony Schwartz	WR	6-0	180	Fr.	Pembroke Pines, FL
20	Jeremiah Dinson	DB	6-0	195	Jr.	Miami, FL	43	Ian Shannon	K/P	6-3	236	Sr.	Marietta, GA
71	Jack Driscoll	OL	6-5	300	Jr.	Madison, CT	66	Bailey Sharp	OL	6-5	307	Sr.	Marietta, GA
41	Josh French	DB	5-11	205	So.	Birmingham, AL	47	John Samuel Shenker	TE	6-3	248	RFr.	Albany, GA
36	Kolbi Fuqua	WR	6-2	190	Fr.	Jasper, AL	32	Sam Sherrod	DB	5-11	199	So.	Birmingham, AL
53	Phelps Gambill	OL	6-5	284	RFr.	Nashville, TN	9	Jamien Sherwood	DB	6-2	207	Fr.	Jensen Beach, FL
13	Joey Gatewood	QB	6-5	237	Fr.	St. Augustine, FL	25	Shaun Shivers	RB	5-7	173	Fr.	Fort Lauderdale, FL
46	Devin Guice	DB	5-8	164	So.	Opelika, AL	90	Arryn Siposs	P	6-3	205	So.	Melbourne, Australia
59	Brodarious Hamm	OL	6-5	325	RFr.	Griffin, GA	81	Darius Slayton	WR	6-2	190	Jr.	Norcross, GA
77	Marquel Harrell	OL	6-3	307	Jr.	Atlanta, GA	53	Clarke Smith	LS	6-3	233	So.	Leeds, AL
30	Michael Harris	LB	6-3	219	Fr.	Tucker, GA	8	Jarrett Stidham	QB	6-3	215	Jr.	Stephenville, TX
33	Will Hastings	WR	5-10	166	Sr.	Little Rock, AR	12	Eli Stove	WR	6-0	185	Jr.	Niceville, FL
19	Matthew Hill	WR	6-1	184	Fr.	Lawrenceville, GA	62	Kameron Stutts	OL	6-4	325	Fr.	Killen, AL
64	Mike Horton	OL	6-4	324	Jr.	Atlanta, GA	60	Bill Taylor	LS	6-3	234	RFr.	Northport, AL
4	Noah Igbinghene	WR/DB	5-11	196	So.	Trussville, AL	24	Daniel Thomas	DB	5-11	212	Jr.	Montgomery, AL
50	Jalil Irvin	OL	6-2	296	Fr.	Stone Mountain, GA	38	Barrett Tindall	LB	6-0	214	RFr.	Birmingham, AL
92	Alec Jackson	DL	6-5	297	RFr.	Montgomery, AL	37	C.J. Tolbert	RB	5-7	199	Sr.	Dadeville, AL
11	Shedrick Jackson	WR	6-0	204	Fr.	Hoover, AL	68	Austin Troxell	OL	6-6	305	RFr.	Huntsville, AL
37	Richard Jibunor	Buck	6-3	215	Fr.	Delta State, Nigeria	94	Tyrone Truesdell	DL	6-2	314	So.	Augusta, GA
45	Caleb Johnson	DL	6-2	260	Fr.	Columbus, GA	6	Christian Tutt	DB	5-11	195	Fr.	Thomson, GA
62	Jaunta'vius Johnson	DL	6-2	326	Sr.	Lincoln, AL	42	Jacob vonEschenbach	Buck	6-0	222	Jr.	Enterprise, AL
29	Harold Joiner	RB	6-4	214	Fr.	Birmingham, AL	97	Gary Walker	DL	6-0	281	Jr.	Toccoa, GA
75	Trent Kelley	OL	6-5	298	RFr.	Phenix City, AL	76	Prince Tega Wanogho	OL	6-7	307	Jr.	Delta State, Nigeria
54	Kaleb Kim	OL	6-4	300	Jr.	Buford, GA	28	JaTavious Whitlow	RB	6-0	216	RFr.	LaFayette, AL
89	Griffin King	WR	5-10	179	Sr.	Atlanta, GA	79	Andrew Williams	DL	6-4	290	Sr.	McDonough, GA
31	Sage Ledbetter	K	6-0	182	So.	Auburn, AL	49	Darrell Williams	LB	6-2	240	Sr.	Hoover, AL
14	Traivon Leonard	DB	6-0	196	So.	West Palm Beach, FL	18	Seth Williams	WR	6-3	210	Fr.	Cottondale, AL
52	Russ Logan	LB	5-11	183	Fr.	Eutaw, AL	14	Malik Willis	QB	6-1	195	So.	Atlanta, GA
56	Tashawn Manning	OL	6-3	323	RFr.	Apopka, FL	31	Chandler Wooten	LB	6-2	231	So.	Acworth, GA

Numerical Roster

NO	NAME	POS	HT	WT	YR	HOMETOWN	NO	NAME	POS	HT	WT	YR	HOMETOWN
1	Big Kat Bryant	Buck	6-5	253	So.	Cordele, GA	42	Jacob vonEschenbach	Buck	6-0	211	Jr.	Enterprise, AL
3	Marlon Davidson	DL	6-3	278	Jr.	Greenville, AL	43	Cedric Chambers	RB	5-7	188	Jr.	Valley, AL
4	Noah Igbinoghene	WR/DB	5-11	196	So.	Trussville, AL	43	Ian Shannon	K/P	6-3	236	Sr.	Marietta, GA
5	Derrick Brown	DL	6-5	320	Jr.	Sugar Hill, GA	44	Daquan Newkirk	DL	6-3	306	So.	Orlando, FL
5	Anthony Schwartz	WR	6-0	180	Fr.	Pembroke Pines, FL	45	Chase Cramer	FB	5-10	198	Sr.	Orlando, FL
6	Christian Tutt	DB	5-11	195	Fr.	Thomson, GA	45	Caleb Johnson	DL	6-2	260	Fr.	Columbus, GA
8	Jarrett Stidham	QB	6-3	215	Jr.	Stephenville, TX	46	Devin Guice	DB	5-8	164	So.	Opelika, AL
8	Coynis Miller Jr.	DL	6-2	305	Fr.	Decatur, AL	47	John Samuel Shenker	TE	6-3	248	RFr.	Albany, GA
9	Kam Martin	RB	5-10	193	Jr.	Port Arthur, TX	47	Craig Carter	DB	5-11	194	Jr.	Milton, GA
9	Jamien Sherwood	DB	6-2	207	Fr.	Jensen Beach, FL	48	Montavious Atkinson	LB	6-1	219	Sr.	Fairburn, GA
10	Devan Barrett	RB	6-0	196	So.	Tampa, FL	49	Darrell Williams	LB	6-2	240	Sr.	Hoover, AL
11	Shedrick Jackson	WR	6-0	204	Fr.	Hoover, AL	50	Jalil Irvin	OL	6-2	296	Fr.	Stone Mountain, GA
12	Eli Stove	WR	6-0	185	Jr.	Niceville, FL	51	Richard McBryde	LB	6-1	232	Jr.	Troy, AL
12	Jamel Dean	DB	6-2	208	Jr.	Cocoa, FL	52	Nick Brahms	OL	6-3	304	RFr.	Navarre, FL
13	Javaris Davis	DB	5-10	187	Jr.	Jacksonville, FL	52	Russ Logan	LB	5-11	183	Fr.	Eutaw, AL
13	Joey Gatewood	QB	6-5	237	Fr.	St. Augustine, FL	53	Phelps Gambill	OL	6-5	284	RFr.	Nashville, TN
14	Malik Willis	QB	6-1	195	So.	Atlanta, GA	53	Clarke Smith	LS	6-3	233	So.	Leeds, AL
14	Traivon Leonard	DB	6-0	196	So.	West Palm Beach, FL	54	Kaleb Kim	OL	6-4	300	Jr.	Buford, GA
15	Wil Appleton	QB	5-11	199	RFr.	Albertville, AL	55	T.D. Moultry	Buck	6-2	245	So.	Birmingham, AL
15	Jordyn Peters	DB	6-1	191	So.	Muscle Shoals, AL	56	Tashawn Manning	OL	6-3	323	RFr.	Apopka, FL
16	Devin Adams	QB	6-3	239	Sr.	Mobile, AL	57	Deshaun Davis	LB	5-11	233	Sr.	Prichard, AL
16	Malcolm Askew	DB	5-11	192	RFr.	McCalla, AL	59	Brodarious Hamm	OL	6-5	325	RFr.	Griffin, GA
17	Marquis McClain	WR	6-2	217	So.	Crestview, FL	60	Bill Taylor	LS	6-3	234	RFr.	Northport, AL
17	Roger McCreary	DB	6-0	179	Fr.	Mobile, AL	61	Ryan Meneely	OL	6-2	303	Sr.	McDonough, GA
18	Seth Williams	WR	6-3	210	Fr.	Cottondale, AL	62	Jaunta'vius Johnson	DL	6-2	326	Sr.	Lincoln, AL
19	Matthew Hill	WR	6-1	184	Fr.	Lawrenceville, GA	62	Kameron Stutts	OL	6-4	325	Fr.	Killen, AL
20	Jeremiah Dinson	DB	6-0	195	Jr.	Miami, FL	63	Peyton Nance	OL	5-11	300	RFr.	Attalla, AL
21	Smoke Monday	DB	6-2	188	Fr.	Atlanta, GA	64	Mike Horton	OL	6-4	324	Jr.	Atlanta, GA
23	Ryan Davis	WR	5-9	185	Sr.	St. Petersburg, FL	66	Bailey Sharp	OL	6-5	307	Jr.	Marietta, GA
24	Daniel Thomas	DB	5-11	212	Jr.	Montgomery, AL	67	Jacob Quattlebaum	LS	6-0	238	Fr.	Enterprise, AL
24	Cord Sandberg	QB	6-3	215	Fr.	Bradenton, FL	68	Austin Troxell	OL	6-6	305	RFr.	Huntsville, AL
25	Shaun Shivers	RB	5-7	173	Fr.	Fort Lauderdale, FL	70	Calvin Ashley	OL	6-6	322	RFr.	Orlando, FL
26	Anders Carlson	K	6-5	210	RFr.	Colorado Springs, CO	71	Jack Driscoll	OL	6-5	300	Jr.	Madison, CT
27	Chandler Cox	FB	6-1	242	Sr.	Apopka, FL	72	Prince Micheal Sammons	OL	6-7	300	So.	Blanchester, OH
27	Tanner Dean	LB	6-3	210	RFr.	Birmingham, AL	73	Gabe Brinson	OL	6-5	300	Fr.	Lorton, VA
28	JaTarvious Whitlow	RB	6-0	216	RFr.	LaFayette, AL	74	Johnathan Mote	LS	6-2	240	So.	Birmingham, AL
29	Harold Joiner	RB	6-4	214	Fr.	Birmingham, AL	75	Trent Kelley	OL	6-5	298	RFr.	Phenix City, AL
29	Erik Piedy	DB	5-10	180	Fr.	New Orleans, LA	76	Prince Tega Wanogho	OL	6-7	307	Jr.	Delta State, Nigeria
30	Michael Harris	LB	6-3	219	Fr.	Tucker, GA	77	Marquel Harrell	OL	6-3	307	Jr.	Atlanta, GA
31	Chandler Wooten	LB	6-2	231	So.	Acworth, GA	79	Andrew Williams	DL	6-4	290	Sr.	McDonough, GA
31	Sage Ledbetter	K	6-0	182	So.	Auburn, AL	80	Sal Cannella	TE/WR	6-5	232	Jr.	Schaumburg, IL
32	Malik Miller	RB	5-11	216	So.	Huntsville, AL	81	Darius Slayton	WR	6-2	190	Jr.	Norcross, GA
32	Sam Sherrrod	DB	5-11	199	So.	Birmingham, AL	82	Dalton Brown	WR	6-3	200	Sr.	Hoover, AL
33	Will Hastings	WR	5-10	166	Sr.	Little Rock, AR	83	Malcolm Russell	WR	5-11	184	Fr.	Pelham, AL
33	K.J. Britt	LB	6-0	228	So.	Oxford, AL	84	Jackson McFadden	WR	6-1	175	Fr.	Nashville, TN
35	Zakoby McClain	LB	6-0	205	Fr.	Valdosta, GA	86	Tucker Brown	TE/OL	6-3	289	Sr.	Trussville, AL
35	James Owens Moss	WR	5-9	182	So.	Opelika, AL	87	Pace Ozmint	WR	6-1	184	So.	Glencoe, AL
36	Josh Marsh	LB	6-2	217	Fr.	Decatur, AL	89	Griffin King	WR	5-10	179	Sr.	Atlanta, GA
36	Kolbi Fuqua	WR	6-2	190	Fr.	Jasper, AL	90	Arryn Siposs	P	6-3	205	So.	Melbourne, Australia
37	C.J. Tolbert	RB	5-7	199	Sr.	Dadeville, AL	91	Nick Coe	DL	6-5	282	So.	Asheboro, NC
37	Richard Jibunor	Buck	6-3	215	Fr.	Delta State, Nigeria	92	Alec Jackson	DL	6-5	297	RFr.	Montgomery, AL
38	Barrett Tindall	LB	6-0	214	RFr.	Birmingham, AL	93	Devonte Booker	LB	5-11	233	Fr.	Orlando, FL
39	Robert Muschamp	TE	6-1	240	Sr.	Rome, GA	94	Tyrone Truesdell	DL	6-2	314	So.	Augusta, GA
39	Chris Bobo	DB	5-11	177	RFr.	Alpharetta, GA	95	Dontavious Russell	DL	6-3	320	Sr.	Carrollton, GA
40	Jacob Rogers	DB	6-0	207	So.	Goodwater, AL	97	Gary Walker	DL	6-0	281	Jr.	Toccoa, GA
41	Josh French	DB	5-11	205	So.	Birmingham, AL	99	Spencer Nigh	FB	6-0	269	Jr.	Magnolia, TX

Depth Chart

Offense

QB	8	JARRETT STIDHAM (6-3, 215, Jr.)
	14	Malik Willis (6-1, 195, So.)
	13	Joey Gatewood (6-5, 237, Fr.) -- OR --
	24	Cord Sandberg (6-3, 215, Fr.)
RB	9	KAM MARTIN (5-10, 193, Jr.)
	28	JaTarvious Whitlow (6-0, 216, RFr.)
HB	27	CHANDLER COX (6-1, 242, Sr.)
	99	Spencer Nigh (6-0, 269, Jr.) --OR--
	29	Harold Joiner (6-4, 214, Fr.)
TE	86	TUCKER BROWN (6-3, 289, Sr.)
	47	John Samuel Shenker (6-3, 248, RFr.)
WR	81	DARIUS SLAYTON (6-2, 190, Jr.)
	11	Shedrick Jackson (6-0, 204, Fr.)
WR	18	SETH WILLIAMS (6-3, 210, Fr.)
	17	Marquis McClain (6-2, 217, So.)
WR	80	SAL CANNELLA (6-5, 232, Jr.)
	19	Matthew Hill (6-1, 184, Fr.)
WR	23	RYAN DAVIS (5-9 185, Sr.)
	5	Anthony Schwartz (6-0, 180, Fr.)
LT	76	PRINCE TEGA WANOGHO (6-7, 307, Jr.)
	66	Bailey Sharp (6-5, 307, Jr.)
LG	77	MARQUEL HARRELL (6-3, 307, Jr.)
	56	Tashawn Manning (6-3, 323, RFr.)
C	54	KALEB KIM (6-4, 300, Jr.)
	52	Nick Brahms (6-3, 304, RFr.)
RG	64	MIKE HORTON (6-4, 324, Jr.)
	70	Calvin Ashley (6-6, 322, RFr.)
RT	71	JACK DRISCOLL (6-5, 300, Jr.)
	68	Austin Troxell (6-6, 305, RFr.)

Pronunciation Guide

NO	NAME	PRONUNCIATION
48	MONTAVIOUS Atkinson.....	mon-TAY-vee-us
80	Sal CANNELLA	can-NELL-lah
26	ANDERS Carlson.....	ON-durs
31	JAVARIS Davis.....	ja-VAR-is
12	JAMEL Dean.....	ja-MELL
36	Kolbi FUQUA	FEWK-wa
46	Devin GUICE	gice (sounds like ice)
59	BRODARIOUS Hamm.....	bro-DARE-ree-us
77	Marquel HARRELL.....	hah-RELL
4	Noah IGBINOGHENE.....	IG-bin-ogg-GEE-nee
27	Richard JIBUNOR.....	jih-BOO-no
62	JAUNTAVIUS Johnson	jon-TAY-vee-us
56	TASHAWN Manning.....	TAY-shawn
17	MARQUIS McClain.....	mar-KEESE
28	ZAKOBY McClain.....	zak-COE-bee
8	COYNIS Miller.....	conn-is
44	DAQUAN Newkirk.....	dah-quan
95	DONTAVIUS Russell	don-TAY-vee-us
43	IAN Shannon	EE-un
25	Shaun SHIVERS	SHY-vurs
90	ARRYN SIPOSS.....	air-ren SIPP-oss
76	Prince TEGA WANOGHO.....	TAY-gah wan-OH-go

Defense

Buck	91	NICK COE (6-5, 282, So.)
	55	T.D. Moultry (6-2, 245, So.)
	37	Richard Jibunor (6-3, 215, Fr.)
DT	95	DONTAVIUS RUSSELL (6-3, 320, Sr.)
	94	Tyrone Truesdell, 6-2, 314, So.)
	62	Jaunta'vius Johnson (6-2, 326, Jr.) -- OR --
	8	Coynis Miller Jr. (6-2, 305, Fr.)
DT	5	DERRICK BROWN (6-5, 320, Jr.)
	79	Andrew Williams (6-4, 290, Sr.)
	44	Daquan Newkirk (6-3, 306, So.)
DE	3	MARLON DAVIDSON (6-3, 278, Jr.)
	1	Big Kat Bryant (6-5, 253, So.)
	97	Gary Walker (6-0, 281, Jr.)
SAM	49	DARRELL WILLIAMS (6-2, 240, Sr.)
	31	Chandler Wooten (6-2, 231, So.)
MIKE	57	DESHAUN DAVIS (5-11, 233, Sr.)
	33	K.J. Britt (6-0, 228, So.)
WILL	48	MONTAVIOUS ATKINSON (6-1, 219, Sr.)
	35	Zakoby McClain (6-0, 205, Fr.)
CB	4	NOAH IGBINOGHENE (5-11, 196, So.)
	10	Devan Barrett (6-0, 196, So.) --OR--
	17	Roger McCreary (6-0, 179, Fr.)
FS	20	JEREMIAH DINSON (6-0, 195, Jr.)
	21	Smoke Monday (6-2, 188, Fr.)
SS	24	DANIEL THOMAS (5-11, 212, Jr.)
	9	Jamien Sherwood (6-2, 207, Fr.)
CB	12	JAMEL DEAN (6-2, 208, JR.)
	6	Christian Tutt (5-11, 195, Fr.)
NICKEL	13	JAVARIS DAVIS (5-10, 187, Jr.)
	15	Jordyn Peters (6-1, 191, So.)

Special Teams

PK	26	ANDERS CARLSON (6-5, 210, RFr.)
	31	Sage Ledbetter (6-0, 180, So.)
P	90	ARRYN SIPOSS (6-3, 205, So.)
	43	Ian Shannon (6-3, 236, Sr.)
H	43	IAN SHANNON (6-3, 236, Sr.)
LS	60	BILL TAYLOR (6-3, 234, RFr.)
	53	Clarke Smith (6-3, 233, So.)
PR	23	RYAN DAVIS (5-9, 185, Sr.)
	6	Christian Tutt (5-11, 195, Fr.)
KR	4	NOAH IGBINOGHENE (5-11, 196, So.) --AND--
	28	JATARVIOUS WHITLOW (6-0, 216, RFr.)
	25	Shaun Shivers (5-7, 173, Fr.)

Player Bios



DEVIN ADAMS #16
QB
 6-3 • 239 • Sr. • 1L
 Mobile, Ala. (Mississippi Delta CC)
 University College

2018: Reserve quarterback ... awarded a scholarship during preseason camp ... saw action against Alabama State and Liberty

2017: Saw first game action against Georgia Southern, completing a pass and rushing for 6 yards ... Academic Top Tiger

2016: Scout team quarterback ... did not see game action

JUNIOR COLLEGE: Played at Mississippi Delta Community College in Moorhead, Miss., for two seasons

HIGH SCHOOL: Threw for 2,700 yards, 24 touchdowns as a senior, 3,100 yards and 31 TD as a junior for Coach Kerry Stevenson at Vigor High ... led team to Class 5A state title as a sophomore ... also played basketball and baseball

PERSONAL: Birthday is May 28 ... son of Felicia Adams and Terry Adams ... received his bachelor's degree from the University College in May, 2018

ADAMS' CAREER PASSING STATS


YEAR	G/GS	CMP	ATT	PCT	YDS	INT	TD	LP/OPPONENT
2017	1/0	1	2	50.0	-1	0	0	-1/Ga Southern
2018	2/0	0	0	0.0	0	0	0	
Total	3/0	1	2	50.0	-1	0	0	-1/Ga Southern

ADAMS' CAREER RUSHING STATS

YEAR	G/GS	NO	YDS	AVG	TD	LP/OPPONENT
2017	1/0	2	6	3.0	0	5/Ga Southern
2018	2/0	1	1	1.0	0	1/Alabama St
Total	3/0	3	7	2.3	0	5/Ga Southern

ADAMS' CAREER GAME HIGH STATS

Completions	1	Ga Southern	9/2/17
Pass Attempts.....	2	Ga Southern	9/2/17
Pass Yards	-1	Ga Southern	9/2/17
Pass Long	-1	Ga Southern	9/2/17
Rush Attempts	2	Ga Southern	9/2/17
Rush Yards.....	6	Ga Southern	9/2/17
Rush Long	5	Ga Southern	9/2/17



WIL APPLETON #15
QB
 5-11 • 199 • RFr. • RS
 Albertville, Ala. (Albertville)
 Liberal Arts

2018: Did not see any game action

2017: Did not see game action while redshirting

HIGH SCHOOL: The region and county MVP his senior year playing for Coach Dale Pruitt at Albertville High ... passed for 6,577 yards and 60 touchdowns ... named all-region and all-county as a junior ... also a basketball letterman ... member of Key Club and math honor society

PERSONAL: Birthday is June 4 ... son of Donna and Hank Appleton ... father played football at Auburn ... has one sibling, Blakley ... studying in the College of Liberal Arts




CALVIN ASHLEY #70
OL
 6-6 • 322 • RFr. • RS
 Orlando, Fla. (St. John's College)
 Education

2018: Second on the depth chart at right guard ... saw first career action vs. Washington ... made first start at Mississippi State

2017: True freshman who was listed second on the depth chart at right tackle but redshirted ... Academic Top Tiger

HIGH SCHOOL: Top-tier offensive tackle for Coach Joe Casamento at St. John's College High in Washington, D.C. ... USA Today first team All-America ... Under Armour All-America Game ... No. 6 offensive tackle for ESPN, 247 Sports, Scout ... seventh offensive tackle for Rivals ... No. 32 overall high school player in the country (ESPN), 27 (247 Sports), 34 (Scout) and 48 (Rivals) ... also played basketball ... active in community service

PERSONAL: Birthday is April 1 ... son of Marvin and Charlene Ashley ... has a brother, Deshaun, and a sister, Britiany ... studying in the College of Education



MALCOLM ASKEW #16
DB
 5-11 • 192 • RFr. • RS
 McCalla, Ala. (McAdory)
 University College


2018: Reserve defensive back ... saw first game action vs. Alabama State

2017: Talented athlete who enrolled in January, 2017 ... redshirted the 2017 campaign

HIGH SCHOOL: Played at McAdory High for Coach David Powell ... 2016 regional MVP ... 2016 first team and 2015 second team ASWA all-state ... Alabama-Mississippi All-Star Game ... played quarterback as a senior ... rushed 61 times for 238 yards and three touchdowns ... completed 93-175 passes for 1,536 yards and 17 touchdowns ... also tallied 11 tackles and one interception on defense ... consensus four-star prospect ... No. 7 player in state of Alabama according to Rivals ... 247's No. 11 player in Alabama ... ranked No. 119 in ESPN300 ... ESPN's No. 3 player in Alabama ... CBS All-America ... helped Yellow Jackets to an 8-4 record and a trip to second round of Class 6A playoffs ... also played basketball and baseball ... member of National Honor Society and Mu Alpha Theta math honorary

PERSONAL: Birthday is October 11 ... son of James and LaTausha Askew ... has one sister, Taylor ... studying in the University College

Player Bios



MONTAVIOUS #48
ATKINSON LB
 6-1 • 219 • Sr. • 3L
 Fairburn, Ga. (Langston Hughes)
 University College

2018: Starter at will linebacker ... 111 career tackles ... three stops vs. LSU and vs. Arkansas ... seven tackles at Mississippi State ... four tackles, sack vs. Tennessee ... five tackles in Texas A&M win ... seven stops at Georgia

2017: Veteran who rotates at will linebacker ... 26 tackles for season ... 10-yard sack at Clemson ... 2 solo tackles vs. Mercer ... starter at Missouri, recording team-best 6 tackles and a forced fumble ... career-best 7 tackles, TFL, QB hurry vs. Mississippi State ... 3 tackles vs. Ole Miss ... 6 tackles at LSU ... 2 tackles at Texas A&M ... 6 tackles vs. ULM ... 2 tackles, 2 QB hurries vs. Alabama

2016: Converted safety playing WLB ... 30 tackles for season ... had three tackles, 1.5 TFL against Arkansas State ... solo stop vs. Texas A&M ... five solo stops and a TFL against ULM ... three tackles at Mississippi State ... two tackles, TFL against Arkansas ... first career start came vs. Vanderbilt, recording five tackles, TFL ... four tackles at Georgia ... recorded five tackles against Oklahoma in Sugar Bowl

2015: True freshman contributing at free safety ... appeared in 10 games ... saw first action vs. Louisville ... one tackle vs. San Jose' State

HIGH SCHOOL: Dominant physical prep defender who is a safety prospect for the Tigers ... had 137 tackles each season as a junior and senior; four-year starter totaled 531 career stops, 7 interceptions ... first team all-region as a junior and senior for Coach Willie Cannon ... GSWA all-state, AJC all-area ... ranked among the top 60 prospects in Georgia by ESPN, 247 Sports and Rivals ... Scout rates him the best safety prospect in Georgia ... PrepStar all-South ... also a basketball and track letterman ... AB Honor Roll

PERSONAL: Birthday is August 29 ... son of Cassandra Atkinson and Kerry Britt ... studying in the University College

ATKINSON'S CAREER DEFENSIVE STATS

YEAR	G/GS	TT	UT	AT	TFL-YDS	QBS-YDS	FF/FR	PD	QBH	INT
2015	10/0	1	1	0	0.0-0	0.0-0	0/0	0	0	0
2016	12/1	30	22	8	4.5-15	0.0-0	0/0	0	0	0
2017	14/5	43	17	26	1.5-12	1.0-10	1/0	1	4	0
2018	12/3	37	12	25	1.0-4	0.5-2	0/0	0	2	0
Total	48/9	111	52	59	7.0-31	1.5-12	1/0	1	6	0

ATKINSON'S CAREER GAME HIGH STATS

Tackles.....	7	3x (last: at Georgia)	11/1/18
TFL.....	1.5	Arkansas St.	9/10/16
Sacks.....	1.0	at Clemson	9/9/17
FF.....	1	at Missouri	9/23/17
PBU.....	1	Georgia	11/11/17

ATKINSON'S GAME-BY-GAME DEFENSIVE STATS

DATE	OPPONENT	TT	UT	AT	TFL-YDS	QBS-YDS
9/5/15	vs. Louisville	0	0	0	0.0-0	0.0-0
9/12/15	JACKSONVILLE STATE	0	0	0	0.0-0	0.0-0
9/19/15	at LSU	0	0	0	0.0-0	0.0-0
9/26/15	MISSISSIPPI STATE	0	0	0	0.0-0	0.0-0
10/3/15	SAN JOSE' STATE	1	1	0	0.0-0	0.0-0
10/15/15	at Kentucky	0	0	0	0.0-0	0.0-0
10/24/15	at Arkansas	0	0	0	0.0-0	0.0-0
10/31/15	OLE MISS	0	0	0	0.0-0	0.0-0
11/7/15	at Texas A&M	0	0	0	0.0-0	0.0-0
11/14/15	GEORGIA				DID NOT PLAY	
11/21/15	IDAHO	0	0	0	0.0-0	0.0-0
11/28/15	ALABAMA				DID NOT PLAY	
12/30/15	vs. Memphis (Bham)				DID NOT PLAY	

DATE	OPPONENT	TT	UT	AT	TFL-YDS	QBS-YDS
9/3/16	CLEMSON	0	0	0	0.0-0	0.0-0
9/10/16	ARKANSAS STATE	3	2	1	1.5-2	0.0-0
9/17/16	TEXAS A&M	1	1	0	0.0-0	0.0-0

9/24/16	LSU	0	0	0	0.0-0	0.0-0
10/1/16	ULM	5	5	0	1.0-7	0.0-0
10/8/16	at Mississippi State	3	1	2	0.0-0	0.0-0
10/22/16	ARKANSAS	2	2	0	1.0-2	0.0-0
10/29/16	at Ole Miss	1	0	1	0.0-0	0.0-0
11/5/16	* VANDERBILT	5	3	2	1.0-4	0.0-0
11/12/16	at Georgia	4	3	1	0.0-0	0.0-0
11/19/16	ALABAMA A&M				DID NOT PLAY	
11/28/16	at Alabama	1	1	0	0.0-0	0.0-0
1/2/17	vs. Oklahoma (Sugar)	5	4	1	0.0-0	0.0-0

DATE	OPPONENT	TT	UT	AT	TFL-YDS	QBS-YDS
9/2/17	* GA SOUTHERN	2	1	1	0.0-0	0.0-0
9/9/17	at Clemson	1	1	0	1.0-10	1.0-10
9/16/17	MERCER	2	2	0	0.0-0	0.0-0
9/23/17	* at Missouri	6	4	2	0.0-0	0.0-0
9/30/17	* MISSISSIPPI STATE	7	2	5	0.5-2	0.0-0
10/7/17	* OLE MISS	3	1	2	0.0-0	0.0-0
10/14/17	* at LSU	6	1	5	0.0-0	0.0-0
10/21/17	at Arkansas	0	0	0	0.0-0	0.0-0
11/4/17	at Texas A&M	2	1	1	0.0-0	0.0-0
11/11/17	GEORGIA	1	1	0	0.0-0	0.0-0
11/18/17	ULM	6	1	5	0.0-0	0.0-0
11/25/17	ALABAMA	2	1	1	0.0-0	0.0-0
12/1/17	vs. Georgia (SEC)	1	0	1	0.0-0	0.0-0
11/18/18	vs. UCF (Peach)	4	1	3	0.0-0	0.0-0

DATE	OPPONENT	TT	UT	AT	TFL-YDS	QBS-YDS
9/1/18	* vs. Washington	1	1	0	0.0-0	0.0-0
9/8/18	ALABAMA STATE	1	0	1	0.0-0	0.0-0
9/15/18	LSU	3	2	1	0.0-0	0.0-0
9/22/18	ARKANSAS	3	2	1	0.5-2	0.0-0
9/29/18	SOUTHERN MISS	2	0	2	0.0-0	0.0-0
10/6/18	at Mississippi State	7	1	6	0.0-0	0.0-0
10/13/18	TENNESSEE	4	2	2	0.5-2	0.5-2
10/20/18	* at Ole Miss	2	0	2	0.0-0	0.0-0
11/3/18	TEXAS A&M	5	2	3	0.0-0	0.0-0
11/10/18	* at Georgia	7	2	5	0.0-0	0.0-0
11/17/18	LIBERTY	0	0	0	0.0-0	0.0-0
11/24/18	at Alabama	2	0	2	0.0-0	0.0-0



DEVAN #6
BARRETT RB
 6-0 • 196 • So. • 1L
 Tampa, Fla. (Tampa Catholic)
 Business

2018: Versatile contributor at running back and defensive back ... moved to cornerback at end of fall camp ... 10-yard blocked punt return for a TD in the Alabama State win

2017: True freshman who saw backup action at tailback ... also a return man ... gained 26 yards on five carries in his debut against Georgia Southern ... 3 receptions gained 17 yards vs. Mercer ... 20 yards rushing vs. Mississippi State ... 4-yard TD catch from Malik Willis at Arkansas... 4-yard reception in Peach Bowl vs. UCF ... SEC first-year academic honor roll

HIGH SCHOOL: Multi-talented athlete for Coach Mike Gregory and the Tampa Catholic Crusaders, playing running back and safety ... 1,271 yards rushing, 11 TD in nine games as a senior with 1,507 all-purpose yards on offense ... 44 career TD and more than 4,000 total yards ... top 25 athlete for ESPN, top 15 athlete for Scout, top 15 running back for 247 Sports, and top 10 running back for Rivals ... placed in the top 300 players by ESPN, top 175 by both 247 Sports and Scout, and in the top 100 by Rivals ... one of the top 50 players from Florida according to ESPN, top 30 by 247 Sports, top 20 by Rivals, and fifth overall from Scout ... also played basketball

PERSONAL: Birthday is October 7 ... son of Reggie and Pam Barrett ... has two siblings, Jaaron and Trevor ... studying in the College of Business

BARRETT'S CAREER RUSHING STATS

YEAR	G/GS	NO	YDS	AVG	TD	LP/OPPONENT
2017	14/0	14	79	5.6	0	14/ULM

Player Bios

BARRETT'S CAREER RECEIVING STATS

YEAR	G/GS	NO	YDS	AVG	TD	LP/OPPONENT
2017	14/0	10	33	3.3	1	9/Mercer

BARRETT'S CAREER DEFENSIVE STATS

YEAR	G/GS	TT	UT	AT	TFL-YDS	QBS-YDS	FF/FR	PD	I/YDS
2017	14/0	1	1	0	0.0-0	0.0-0	0/0	0	0/0
2018	4/0	3	3	0	0.0-0	0.0-0	0/0	0	0/0
Total	18/0	4	4	0	0.0-0	0.0-0	0/0	0	0/0

BARRETT'S CAREER GAME HIGH STATS

Tackles.....	1	3x (last: Liberty)	11/17/18
Rush Attempts.....	5	Ga Southern	9/2/17
Rush Yards.....	28	Ga Southern	9/2/17
Rush Long.....	14	ULM	11/18/17
Receptions.....	3	Mercer	9/16/17
Rec. Yards.....	17	Mercer	9/16/17
Rec. Long.....	9	Mercer	9/16/17
Rec. TD.....	1	at Arkansas	10/21/17

BARRETT'S GAME-BY-GAME DEFENSIVE STATS

DATE	OPPONENT	TT	UT	AT	PD	INT-YDS
9/1/18	vs. Washington	1	1	0	0	0-0
9/8/18	ALABAMA STATE	1	1	0	0	0-0
9/15/18	LSU			DID NOT PLAY		
9/22/18	ARKANSAS	0	0	0	0	0-0
9/29/18	SOUTHERN MISS			DID NOT PLAY		
10/6/18	at Mississippi State			DID NOT PLAY		
10/13/18	TENNESSEE			DID NOT PLAY		
10/20/18	at Ole Miss			DID NOT PLAY		
11/3/18	TEXAS A&M			DID NOT PLAY		
11/10/18	at Georgia			DID NOT PLAY		
11/17/18	LIBERTY	1	1	0	0	0-0
11/24/18	at Alabama			DID NOT PLAY		

BARRETT'S GAME-BY-GAME RUSHING STATS

DATE	OPPONENT	ATT	YDS	Avg.	TD	TD YDS
9/2/17	GA SOUTHERN	5	28	5.6	0	--
9/9/17	at Clemson	0	0	0.0	0	--
9/16/17	MERCER	0	0	0.0	0	--
9/23/17	at Missouri	1	0	0.0	0	--
9/30/17	MISSISSIPPI STATE	2	20	10.0	0	--
10/7/17	OLE MISS	1	5	5.0	0	--
10/14/17	at LSU	0	0	0.0	0	--
10/21/17	at Arkansas	2	10	5.0	0	--
11/4/17	at Texas A&M	0	0	0.0	0	--
11/11/17	GEORGIA	0	0	0.0	0	--
11/18/17	ULM	2	21	10.5	0	--
11/25/17	ALABAMA	0	0	0.0	0	--
12/2/17	vs. Georgia (SEC)	0	0	0.0	0	--
1/1/18	vs. UCF (Peach)	1	-3	-3.0	0	--

BARRETT'S GAME-BY-GAME RECEIVING STATS

DATE	OPPONENT	REC	YDS	Avg.	TD	TD YDS
9/2/17	GA SOUTHERN	0	0	0.0	0	--
9/9/17	at Clemson	0	0	0.0	0	--
9/16/17	MERCER	3	17	5.7	0	--
9/23/17	at Missouri	1	1	1.0	0	--
9/30/17	MISSISSIPPI STATE	1	6	6.0	0	--
10/7/17	OLE MISS	1	3	3.0	0	--
10/14/17	at LSU	1	0	0.0	0	--
10/21/17	at Arkansas	1	4	4.0	1	4
11/4/17	at Texas A&M	0	0	0.0	0	--
11/11/17	GEORGIA	2	6	3.0	0	--
11/18/17	ULM	0	0	0.0	0	--
11/25/17	ALABAMA	0	0	0.0	0	--
12/2/17	vs. Georgia (SEC)	1	1	1.0	0	--
1/1/18	vs. UCF (Peach)	1	4	4.0	0	--



CHRIS BOBO #39
DB

5-11 • 177 • RFr. • HS
Alpharetta, Ga. (King's Ridge Christian)
Engineering

2018: Walk-on defensive back who joined the team in August
HIGH SCHOOL: Played for Coach Jimmy Chupp at King's Ridge Christian ... also a letterman in track and field and baseball ... honor roll student and National Honor Society member

PERSONAL: Birthday is April 2 ... son of Larry and Sydne Bobo ... has one sibling, Grier ... studying in the College of Engineering ... a member of the AEP learning community, the National Society of Black Engineers and the AIAA chapter at Auburn




DEVONTE BOOKER #93
LB

5-11 • 233 • Fr. • HS
Orlando, Fla. (William Boone)
Liberal Arts

2018: Walk-on linebacker who joined the team in September
HIGH SCHOOL: Led William Boone High in tackles with 158, 26 TFL, three sacks, three forced fumbles, two interceptions as a senior ... high school coach was Andy Johnson ... first team all-CFCA, all-central Florida and all-metro ... third team all-state ... also a basketball letterman ... honor student who was part of the Law Magnet program and the Best Buddies organization

PERSONAL: Birthday is January 9 ... son of Wayne Booker and Darlene Booker ... has two siblings, Justin and Michael ... studying in the College of Liberal Arts



NICK BRAHMS #52
OL

6-3 • 276 • RFr. • RS
Navarre, Fla. (Navarre)
Liberal Arts

2018: Starting center ... saw first action vs. Alabama State ... made first start vs. Arkansas ... started five consecutive games

2017: Offensive guard who enrolled in January, 2017 ... redshirted 2017 season ... SEC Academic Honor Roll and Academic Top Tiger

HIGH SCHOOL: Preseason first team all-state for Coach Jay Walls ... missed senior season with broken leg ... won Doc Blanchard Award at U.S. Army All-American Bowl for outstanding scholar-athlete ... second team Florida Class 6A all-state as a junior ... also lettered in weightlifting and track ... member of National Honor Society ... ASA Male Scholastic award winner ... Nike The Opening camp in Oregon

PERSONAL: Birthday is March 3 ... son of Brigitte and Keith Brahms ... has one sister, Olivia ... father played lacrosse at Air Force ... studying professional fight management in the College of Liberal Arts ... Chi Alpha Sigma national student-athlete honor society

Player Bios



GABE #573
BRINSON OL
 6-5 • 300 • Fr. • HS
 Lorton, Va. (South County)
 Human Sciences

2018: Walk-on offensive lineman who joined the team in August
HIGH SCHOOL: Versatile lineman who played offensive tackle, guard and center at South County (Va.) High ... first team all-state, region and district for Coach Gerry Pannoni ... honorable mention all-metro ... scholar-athlete recognition
PERSONAL: Birthday is September 20 ... son of Lara and Brent Brinson ... parents both attended Auburn ... has a brother, Zach ... studying in the College of Human Sciences



K.J. #33
BRITT LB
 6-0 • 239 • So. • 1L
 Oxford, Ala. (Oxford)
 Engineering

2018: Listed second on the depth chart at mike linebacker ... 21 tackles for season ... leading tackler vs. Alabama State, with five tackles, 1.5 TFL, PBU ... pair of tackles vs. LSU three stops at Ole Miss ... two tackles in Texas A&M win ... TFL at Georgia
2017: Listed second on the depth chart at middle linebacker ... played in every game ... 4 total tackles on the season ... enrolled in January
HIGH SCHOOL: Tallied 124 tackles as a senior at Oxford High for Coach Ryan Herring ... added 17 TFL, five sacks and an interception ... 2016 regional MVP and first team all-state ... 2015 first team ASWA all-state honoree ... Alabama-Mississippi All-Star Game ... four-star inside linebacker according to 247, Rivals and ESPN ... No. 5 in state of Alabama according to Rivals ... helped team to a 10-1 record and a region title in 2016 along with a playoff berth ... National Honor Society
PERSONAL: Birthday is June 7 ... son of Kenney and Tonia Britt ... has one brother, Keenan ... enjoys hunting and fishing ... studying in the College of Engineering ... member of Omega Psi Phi fraternity

BRITT'S CAREER DEFENSIVE STATS

YEAR	G/GS	TT	UT	AT	TFL-YDS	QBS-YDS	FF/FR	PD	I/YDS
2017	14/0	4	3	1	0.0-0	0.0-0	0/0	0	0/0
2018	12/0	21	13	8	2.0-2	0.0-0	0/0	1	0/0
Total	26/0	25	16	9	2.0-2	0.0-0	0/0	1	0/0

BRITT'S CAREER GAME HIGH STATS

Tackles.....	5	Alabama St.	9/8/18
TFL.....	1.5	Alabama St.	9/8/18
PBU.....	1	Alabama St.	9/8/18

BRITT'S GAME-BY-GAME DEFENSIVE STATS

DATE	OPPONENT	TT	UT	AT	TFL-YDS	QBS-YDS
9/2/17	GA SOUTHERN	1	0	1	0.0-0	0.0-0
9/9/17	at Clemson	0	0	0	0.0-0	0.0-0
9/16/17	MERCER	0	0	0	0.0-0	0.0-0
9/23/17	at Missouri	0	0	0	0.0-0	0.0-0
9/30/17	MISSISSIPPI STATE	0	0	0	0.0-0	0.0-0
10/7/17	OLE MISS	0	1	1	0.0-0	0.0-0
10/14/17	at LSU	0	0	0	0.0-0	0.0-0
10/21/17	at Arkansas	0	0	0	0.0-0	0.0-0

11/4/17	at Texas A&M	0	0	0	0.0-0	0.0-0
11/11/17	GEORGIA	1	0	1	0.0-0	0.0-0
11/18/17	ULM	1	0	1	0.0-0	0.0-0
11/25/17	ALABAMA	0	0	0	0.0-0	0.0-0
12/2/17	vs. Georgia (SEC)	0	0	0	0.0-0	0.0-0
1/1/18	vs. UCF (Peach)	0	0	0	0.0-0	0.0-0

DATE	OPPONENT	TT	UT	AT	TFL-YDS	QBS-YDS
9/1/18	vs. Washington	0	0	0	0.0-0	0.0-0
9/8/18	ALABAMA STATE	5	3	2	1.5-2	0.0-0
9/15/18	LSU	2	1	1	0.0-0	0.0-0
9/22/18	ARKANSAS	0	0	0	0.0-0	0.0-0
9/29/18	SOUTHERN MISS	0	0	0	0.0-0	0.0-0
10/6/18	at Mississippi State	2	0	2	0.0-0	0.0-0
10/13/18	TENNESSEE	1	1	0	0.0-0	0.0-0
10/20/18	at Ole Miss	3	3	0	0.0-0	0.0-0
11/3/18	TEXAS A&M	2	1	1	0.0-0	0.0-0
11/10/18	at Georgia	2	1	1	0.5-0	0.0-0
11/17/18	LIBERTY	0	0	0	0.0-0	0.0-0
11/24/18	at Alabama	4	3	1	0.0-0	0.0-0



DALTON #82
BROWN WE
 6-3 • 200 • Sr. • TR
 Hoover, Ala. (Spain Park)
 Education

2018: Walk-on receiver who joined the team in August ... saw first game action vs. Liberty
BEFORE AUBURN: Attended Newberry College, where he was a member of the football team, playing in two games in 2016 and nine games in 2017 ... graduated with a bachelor's degree in sport management ... played for Coach Chip Lindsey at Spain Park High, where he was a two-year starter and ranked second in the state in yards per reception ... also a member of the state champion baseball team at Spain Park
PERSONAL: Birthday is April 22 ... son of Brian and Eleanor Brown ... has one sibling, Davis ... father played at Auburn, as did family member Terry Beasley, an All-America receiver ... studying toward a master's degree in the College of Education



DERRICK #5
BROWN DL
 6-5 • 320 • Jr. • 2L
 Sugar Hill, Ga. (Lanier)
 Business

2018: Third-year starter at defensive tackle ... second team all-SEC (coaches, AP) ... 112 career tackles ... 45 tackles, 9.5 TFL, 3.5 sacks for season ... three solo tackles vs. Washington ... 12-yard sack, three tackles vs. Alabama State ... career high nine tackles, 0.5 TFL against LSU ... sack, TFL vs. Southern Miss ... four tackles, two TFL against Tennessee ... three tackles, TFL at Ole Miss ... four tackles, 2.5 TFL, 7-yard sack in Texas A&M win ... two tackles, TFL at Georgia ... recovered a Liberty fumble ... preseason: Nagurski Trophy, Outland Trophy watch lists; AFCA Good Works Team, Wuerffel Trophy nominee, Jason Witten Collegiate Man of the Year finalist; all-SEC 1st team (Lindy's), 2nd (Athlon, AL.com, SEC media/coaches), 4th team all-SEC (Phil Steele)
2017: Starter at defensive tackle ... 56 tackles for season ... 6 tackles, sack, 1.5 TFL against Georgia Southern ... sack, 2 TFL at Clemson ... 3 solo tackles, PBU vs. Mer-

Player Bios

cer ... 3 tackles vs. Mississippi State ... 6 tackles, 2 TFL vs. Ole Miss ... 6 tackles at LSU ... forced a fumble, 7-yard sack and 2 tackles at Arkansas ... team-best 7 tackles at Texas A&M ... 4 tackles, sack vs. Georgia ... 5 tackles, TFL vs. ULM ... forced an Alabama fumble ... 4 tackles, TFL in SEC championship ... blocked a UCF field goal attempt in the Peach Bowl ... SEC Academic Honor Roll and Academic Top Tiger ... SEC Student-Athlete Leadership Council for football

2016: Played in all 13 games ... talented defensive line freshman ... recovered a Clemson fumble ... solo stop against Arkansas State ... TFL, two tackles vs. Vanderbilt ... had two tackles at Georgia ... credited with a sack, three tackles vs. Alabama A&M ... SEC first-year Academic Honor Roll ... SEC Student-Athlete Leadership Council for football

HIGH SCHOOL: Recorded 106 tackles, 42 TFL, 12 sacks as a senior for Coach Corey Mobbs at Lanier High ... career 270 tackles, 81 TFL, 33.5 sacks ... U.S. Army All-American Bowl defensive player of year ... MaxPreps national player of year ... GSWA player of year and Class 5A all-state ... ESPN, Scout, 247 Sports No. 9 national prospect ... Rivals Top 20 and No. 3 DT ... USA Today All-American, state player of year ... also a basketball letterman ... Lanier Student Leadership Team

PERSONAL: Birthday is April 15 ... son of Martha and James Brown ... has two siblings, Mikaelia and Kameron ... studying in the College of Business

D. BROWN'S CAREER DEFENSIVE STATS

YEAR	G/GS	TT	UT	AT	TFL-YDS	QBS-YDS	FF/FR	PD	QBH	INT
2016	13/0	11	3	8	1.5-10	1.0-9	0/1	1	0	0
2017	14/14	56	28	28	9.0-26	3.5-16	2/0	1	3	0
2018	12/12	45	21	24	9.5-38	3.5-29	1/1	2	5	0
Totals	39/26	112	52	60	20.0-74	8.0-54	3/2	4	8	0

D. BROWN'S CAREER GAME HIGH STATS

Tackles.....	9	LSU	9/15/18
TFL.....	2.5	Texas A&M	11/3/18
Sacks.....	1.0	6x (last: Texas A&M)	11/3/18
PBU.....	1	4x (last: Liberty)	11/17/18
FF.....	1	3x (last: Texas A&M)	11/3/18
FR.....	1	2x (last: Liberty)	11/17/18
Blkd Kick.....	1	UCF	1/1/18

D. BROWN'S GAME-BY-GAME DEFENSIVE STATS

DATE	OPPONENT	TT	UT	AT	TFL-YDS	QBS-YDS
9/3/16	CLEMSON	0	0	0	0.0-0	0.0-0
9/10/16	ARKANSAS STATE	1	1	0	0.0-0	0.0-0
9/17/16	TEXAS A&M	0	0	0	0.0-0	0.0-0
9/24/16	LSU	0	0	0	0.0-0	0.0-0
10/1/16	ULM	0	0	0	0.0-0	0.0-0
10/8/16	at Mississippi State	1	0	1	0.0-0	0.0-0
10/22/16	ARKANSAS	0	0	0	0.0-0	0.0-0
10/29/16	at Ole Miss	0	0	0	0.0-0	0.0-0
11/5/16	VANDERBILT	2	1	1	0.5-1	0.0-0
11/12/16	at Georgia	2	0	2	0.0-0	0.0-0
11/19/16	ALABAMA A&M	3	1	2	1.0-9	1.0-9
11/28/16	at Alabama	1	1	1	0.0-0	0.0-0
1/2/17	vs. Oklahoma (Sugar)	1	0	1	0.0-0	0.0-0

DATE	OPPONENT	TT	UT	AT	TFL-YDS	QBS-YDS
9/2/17	* GA SOUTHERN	6	1	5	1.5-3	1.0-2
9/9/17	* at Clemson	3	3	0	2.0-3	1.0-2
9/16/17	* MERCER	3	3	0	0.0-0	0.0-0
9/23/17	* at Missouri	0	0	0	0.0-0	0.0-0
9/30/17	* MISSISSIPPI STATE	3	2	1	0.0-0	0.0-0
10/7/17	* OLE MISS	5	2	3	1.5-3	0.0-0
10/14/17	* at LSU	6	0	6	0.0-0	0.0-0
10/21/17	* at Arkansas	2	2	0	1.0-7	1.0-7
11/4/17	* at Texas A&M	7	4	3	1.0-2	0.0-0
11/11/17	* GEORGIA	4	2	2	0.5-5	0.5-5
11/18/17	* ULM	5	3	2	0.5-1	0.0-0
11/25/17	* ALABAMA	1	1	0	0.0-0	0.0-0
12/2/17	* vs. Georgia (SEC)	4	3	1	0.5-1	0.0-0
1/1/18	* vs. UCF (Peach)	7	2	5	0.5-1	0.0-0

DATE	OPPONENT	TT	UT	AT	TFL-YDS	QBS-YDS
9/1/18	* vs. Washington	3	3	0	0.0-0	0.0-0
9/8/18	* ALABAMA STATE	3	2	1	1.0-12	1.0-12
9/15/18	* LSU	9	5	4	0.5-1	0.0-0
9/22/18	* ARKANSAS	3	2	1	0.0-0	0.0-0
9/29/18	* SOUTHERN MISS	3	2	1	2.0-10	1.0-9
10/6/18	* at Mississippi State	3	0	3	0.5-1	0.0-0

10/13/18	* TENNESSEE	4	3	1	2.0-2	0.0-0
10/20/18	* at Ole Miss	3	0	3	0.5-1	0.5-1
11/3/18	* TEXAS A&M	4	3	1	2.5-10	1.0-7
11/10/18	* at Georgia	2	1	1	0.5-1	0.0-0
11/17/18	* LIBERTY	4	0	4	0.0-0	0.0-0
11/24/18	* at Alabama	4	0	4	0.0-0	0.0-0



TUCKER

#86

BROWN

OL/TE

6-3 • 289 • Sr. • 2L

Trussville, Ala. (Hewitt-Trussville)

Business

2018: Has appeared in 40 games in his career ... Available at tight end or on offensive line ... also wears #65 ... played in every game ... two starts this season ... made first career start vs. LSU ... first career catch came against Mississippi State

2017: Converted guard now playing tight end ... played in every game ... SEC Academic Honor Roll and Academic Top Tiger

2016: Reserve offensive lineman who also contributed on special teams ... wore #98 as extra tight end in some offensive sets ... played in every game of 2016

2015: Joined the football program as a walk-on on spring, 2015 ... saw his first snaps of the season against Idaho

HIGH SCHOOL: Offensive team captain for Coach Hal Riddle at Hewitt-Trussville High ... won Pat Patrick Award for outstanding lineman play in central Alabama ... also lettered in basketball and tennis ... member of National Honor Society, Beta Club, Thespians and SGA

PERSONAL: Birthday is January 8 ... son of Keith and Kathy Brown ... has four siblings: Jake, Haley, Sam and Joe David ... brother Sam was a member of Auburn's 2010 national championship team ... received his bachelor's degree in finance from the College of Business in May, 2018 ... member of Phi Gamma Delta fraternity and Tau Sig honor society



BIG KAT

#1

BRYANT

Buck

6-5 • 253 • So. • 1L

Cordele, Ga. (Crisp County)

University

2018: Reserve defensive end ... 17 tackles for season ... sack, two tackles vs. Alabama State ... two stops vs. Arkansas ... first career start came against Southern Miss ... sack, PBU, QB hurry vs. Tennessee ... ejected from Georgia game for targeting ... sack and forced fumble against Liberty

2017: True freshman listed second on the depth chart at defensive end ... SEC all-freshman team on the defensive line ... 2 tackles, 0.5 TFL against Mercer ... 5-yard sack, 2 tackles and forced a fumble against Mississippi State ... 9-yard sack at Arkansas ... Academic Top Tiger

HIGH SCHOOL: Premier pass rusher who led Coach Shelton Felton's Cougars at Crisp County High to the state Class 3A semifinals ... Georgia Class 3A defensive player of the year and all-state ... 102 tackles, 36.5 TFL, 15.5 sacks as a senior ... Under Armour All-America Game ... top 15 at his position by Scout, ESPN, 247 Sports ... top 15 prospect from Georgia by ESPN, Scout ... also a basketball and track letterman ... Ag Mechanics graduation cord

PERSONAL: Birthday is January 4 ... son of Marcia Glover and Sarabia Jackson ... has three siblings, Jasmine, Janya and Sirad ... cousin of former Auburn defensive lineman Montravius Adams ... enjoys hunting and fishing ... studying in the University College

Player Bios

BRYANT'S CAREER DEFENSIVE STATS

YEAR	G/GS	TT	UT	AT	TFL-YDS	QBS-YDS	FF/FR	PD	QBH	INT
2017	13/0	5	4	1	2.5-15	2.0-14	1/0	0	0	0
2018	12/2	17	10	7	3.5-18	3.5-18	1/0	2	3	0
Total	25/2	22	14	8	6.0-33	5.5-32	2/0	2	3	0

BRYANT'S CAREER GAME HIGH STATS

Tackles.....	3	Tennessee	10/13/18
TFL.....	1.0	5x (last: Liberty)	11/17/18
Sacks.....	1.0	5x (last: Liberty)	11/17/18
FF.....	1	2x (last: Liberty)	11/17/18
PBU.....	1	2x (last: Tennessee)	10/13/18

BRYANT'S GAME-BY-GAME DEFENSIVE STATS

DATE	OPPONENT	TT	UT	AT	TFL-YDS	QBS-YDS
9/2/17	GA SOUTHERN	0	0	0	0.0-0	0.0-0
9/9/17	at Clemson	0	0	0	0.0-0	0.0-0
9/16/17	MERCER	2	1	1	0.5-1	0.0-0
9/23/17	at Missouri	0	0	0	0.0-0	0.0-0
9/30/17	MISSISSIPPI STATE	2	2	0	1.0-5	1.0-5
10/7/17	OLE MISS	0	0	0	0.0-0	0.0-0
10/14/17	at LSU	0	0	0	0.0-0	0.0-0
10/21/17	at Arkansas	1	1	0	1.0-9	1.0-9
11/4/17	at Texas A&M	0	0	0	0.0-0	0.0-0
11/11/17	GEORGIA	0	0	0	0.0-0	0.0-0
11/18/17	ULM	0	0	0	0.0-0	0.0-0
11/25/17	ALABAMA	0	0	0	0.0-0	0.0-0
12/2/17	vs. Georgia (SEC)	DID NOT PLAY				
1/1/18	vs. UCF (Peach)	0	0	0	0.0-0	0.0-0

DATE	OPPONENT	TT	UT	AT	TFL-YDS	QBS-YDS
9/1/18	vs. Washington	2	2	0	1.0-3	1.0-3
9/8/18	ALABAMA STATE	2	2	0	1.0-6	1.0-6
9/15/18	LSU	1	1	0	0.0-0	0.0-0
9/22/18	ARKANSAS	2	1	1	0.0-0	0.0-0
9/29/18	* SOUTHERN MISS	1	0	1	0.0-0	0.0-0
10/6/18	at Mississippi State	1	0	1	0.0-0	0.0-0
10/13/18	TENNESSEE	3	1	2	0.5-2	0.5-0
10/20/18	at Ole Miss	1	1	0	0.0-0	0.0-0
11/3/18	TEXAS A&M	0	0	0	0.0-0	0.0-0
11/10/18	at Georgia	1	1	0	0.0-0	0.0-0
11/17/18	* LIBERTY	2	1	1	1.0-7	1.0-7
11/24/18	at Alabama	1	0	1	0.0-0	0.0-0

CANNELLA'S CAREER RECEIVING STATS

YEAR	G/GS	NO	YDS	AVG	TD	LPI/OPPONENT
2017	11/1	3	31	10.3	0	19/Ga Southern
2018	12/0	11	95	8.6	3	22/Liberty
Total	23/1	14	126	9.0	3	22/Liberty


CANNELLA'S CAREER GAME HIGH STATS

Receptions.....	3	Southern Miss	9/29/18
Receiving Yds....	22	Liberty	11/17/18
Rec. Long.....	22	Liberty	11/17/18
Rec. TD.....	1	3x (last: Liberty)	11/17/18

CANNELLA'S GAME-BY-GAME RECEIVING STATS

DATE	OPPONENT	REC	YDS	Avg.	TD	TD YDS
9/2/17	GA SOUTHERN	1	19	19.0	0	--
9/9/17	at Clemson	0	0	0.0	0	--
9/16/17	MERCER	1	5	5.0	0	--
9/23/17	at Missouri	0	0	0.0	0	--
9/30/17	MISSISSIPPI STATE	DID NOT PLAY				
10/7/17	OLE MISS	0	0	0.0	0	--
10/14/17	* at LSU	1	7	7.0	0	--
10/21/17	at Arkansas	0	0	0.0	0	--
11/4/17	at Texas A&M	0	0	0.0	0	--
11/11/17	GEORGIA	DID NOT PLAY				
11/18/17	ULM	0	0	0.0	0	--
11/25/17	ALABAMA	0	0	0.0	0	--
12/2/17	vs. Georgia (SEC)	DID NOT PLAY				
1/1/18	vs. UCF (Peach)	DID NOT PLAY				

DATE	OPPONENT	REC	YDS	Avg.	TD	TD YDS
9/18/18	vs. Washington	1	10	10.0	1	10
9/8/18	ALABAMA STATE	0	0	0.0	0	--
9/15/18	LSU	0	0	0.0	0	--
9/22/18	ARKANSAS	1	2	2.0	0	--
9/29/18	SOUTHERN MISS	3	16	5.3	0	--
10/6/18	at Mississippi State	2	16	8.0	0	--
10/13/18	TENNESSEE	2	9	4.5	0	--
10/20/18	at Ole Miss	0	0	0.0	0	--
11/3/18	TEXAS A&M	1	20	20.0	1	20
11/10/18	at Georgia	0	0	0.0	0	--
11/17/18	LIBERTY	1	22	22.0	1	22
11/24/18	at Alabama	0	0	0.0	0	--



SAL **#80**
CANNELLA **TE/WR**
 6-5 • 232 • Jr. • 1L
 Schaumburg, Ill. (Scottsdale CC)
 Human Sciences

2018: Tight end/wide receiver ... 11 catches gained 955 yards season ... scored Auburn's first touchdown of the season with a 10-yard tumbling endzone grab against Washington ... three receptions against Southern Miss ... two receptions at Mississippi State ... 20-yard TD catch from Ryan Davis in Texas A&M win ... 22-yard TD catch vs. Liberty

2017: Junior college transfer at tight end ... first reception came against Georgia Southern ... got first start at LSU ... enrolled at Auburn in January

JUNIOR COLLEGE: 29 receptions for 449 yards and seven scores in 2016 at Scottsdale (Ariz.) Community College for Coach Doug Madoski ... first team all-WSFL/ACCAC ... ESPN No. 1 ranked JUCO tight end ... Scout.com four-star ranking

HIGH SCHOOL: All-area and all-Northwest at St. Viator (Ill.) High for Coach Brandon New ... 31 catches for 521 yards and seven TD as a senior ... also all-conference and all-area in basketball ... honor roll and ambassadors club

PERSONAL: Birthday is December 2 ... son of Cosimo and Michele Cannella ... brother Cosimo played baseball at Missouri Western and in the minor leagues ... studying in the College of Human Sciences



ANDERS **#26**
CARLSON **K**
 6-5 • 210 • RFr. • RS
 Colorado Springs, Colo. (Classical Academy)
 Liberal Arts

2018: Redshirt freshman kicker ... 35-35 PAT for season ... 15-25 field goals ... kickoffs for season: 47-60 touchbacks ... 3-5 on field goals vs. Washington, with a long kick of 53 yards (second-longest by a freshman in Auburn history) ... 3-4 field goals at Mississippi State ... 3-3 on field goals vs. Liberty, with a long of 53 yards ... 3-yard reception at Alabama ... A-Day special teams MVP, connecting on four field goals of 53, 45, 41, 38 yards ... Academic Top Tiger and SEC first-year academic honor roll

2017: True freshman backup kicker ... redshirted the 2017 season

HIGH SCHOOL: The nation's highest-rated prep kicker ... played for Coach David Bervig and the Classical Academy Titans ... went 13-23 on field goal attempts with a long of 51 and a perfect 49-49 on extra point attempts ... Under Armour All-America Game ... top-rated kicker by ESPN and Scout, a top three ranking from Rivals and top 10 by 247 Sports ... top 10 prospect from the state of Colorado by ESPN, 247 Sports and Scout ... a three-sport star in football, basketball, and soccer

PERSONAL: Birthday is June 16 ... son of Jodie and Hans Carlson ... has two brothers, Nils and Daniel ... brother Daniel is Auburn's All-America senior kicker ... studying aviation management in the College of Liberal Arts

Player Bios

CARLSON'S CAREER KICKING STATS


YEAR	FG-A	Pct.	0-19	20-29	30-39	40-49	50+	PAT	PTS
2018	15-25	60.0	1-1	7-7	2-3	3-5	2-9	35-35	80

CARLSON'S CAREER GAME HIGH STATS

No.	Opponent
FG Attempts	5 Washington (2018)
FGs Made	3 3x (last: Liberty) (2018)
Career Long	53 2x (last: Liberty) (2018)
Consecutive FG	4 Georgia through Liberty (2018)
FG Blocked	1 Southern Miss (2018)
Most PAT	6 Alabama State (2018)
Consecutive PAT	35 Alabama State (2018) through current
Touchbacks	6 2x (last: Arkansas) (2018)
Receptions	1 Alabama (2018)
Rec. Yards	3 Alabama (2018)
Rec. Long	3 Alabama (2018)

2018 Field Goal Sequence - (Made), Missed

vs. Washington	(32),33,(28),(53),54
ALABAMA STATE	--
LSU	52
ARKANSAS	54,(18),50,(43)
SOUTHERN MISS	53,(23)
at Mississippi State	(47),50,(38),(24)
TENNESSEE	(20),54
at Ole Miss	47,(28),45
TEXAS A&M	--
at Georgia	(27)
LIBERTY	(53),(20),(49),35
at Alabama	--



CRAIG CARTER #47
DB
5-11 • 194 • Jr. • TR
Milton, Ga. (West Georgia)
Agriculture

2018: Walk-on defensive back ... saw first action against Alabama State

2017: Joined the team as a walk-on but did not see game action ... Academic Top Tiger and SEC first-year academic honor roll

BEFORE AUBURN: Member of the football team at the University of West Georgia, redshirting the 2015 season and playing in 2016

HIGH SCHOOL: Team captain for Coach Craig Bennett at Cambridge High ... recorded 54 tackles, two interceptions, two forced fumbles at safety his senior season ... Academic Honor Roll

PERSONAL: Birthday is March 25 ... son of Stuart and Patty Carter ... has one sister, Leigh ... uncle Charlie Carter played football at Southern Miss ... studying in the College of Agriculture



CEDRIC CHAMBERS #43
RB

5-7 • 188 • Jr. • 1L
Valley, Ala. (Valley)
Business

2018: Reserve running back ... 22-yard reception vs. Alabama State

2017: Reserve running back ... did not see any game action

2016: Reserve running back ... saw first action against Alabama A&M, gaining 20 yards on four carries

2015: Joined the Auburn program as a walk-on

HIGH SCHOOL: Running back who helped the Rams advance to the state playoffs for Coach Marshon Harper at Valley High ... also a baseball and track letterwinner ... member of FBLA ... received all-academic recognition

PERSONAL: Birthday is February 29 ... son of Gloria Bailey ... has two siblings, Kiani and Aiden ... studying in the College of Business



NICK COE #91
DL

6-5 • 282 • So. • 1L
Asheboro, N.C. (Asheboro)
Science & Mathematics

2018: Starter at buck ... 27 tackles, 13.5 TFL, 7.0 sacks for season ... made two TFL, a 7-yard sack and forced a fumble in the Washington win ... three tackles, TFL against LSU ... four tackles, TFL vs. Arkansas ... four tackles at Mississippi State ... 9-yard sack, two TFL against Tennessee ... 3.5 sacks at Ole Miss (-16 yards) ... 9-yard sack, two TFL, three tackles in Texas A&M win ... SEC defensive lineman/wk: Washington, Ole Miss, Texas A&M ... A-Day defensive MVP, recording two tackles for loss, a quarterback sack and a safety

2017: SEC all-freshman team on the defensive line ... 29 tackles for season ... saw first action at defensive end against Georgia Southern ... 4 tackles, TFL against Georgia Southern in first career game ... first career sack at Clemson ... first start came vs. Mercer ... 6 tackles, 4 QB hurries, TFL against Mississippi State ... TFL at LSU ... sack, 6 tackles at Arkansas ... sack, 5 tackles vs. Alabama ... SEC defensive lineman of week: Alabama ... SEC Freshman of Week: Mississippi State, Arkansas

2016: Redshirted

HIGH SCHOOL: Dominating defensive end prospect with great athleticism ... 68 tackles, 15 TFL as a senior for Coach Owen George at Asheboro High, taking the Blue Comets to the second round of the state playoffs ... 34 career TFL ... first team all-state ... 247 Sports and Rivals rank him among top 12 prospects in North Carolina ... No. 13 at SDE by 247 Sports ... USA Today all-state ... state wrestling champion at 285 lbs. and won three NHSCA national titles

PERSONAL: Birthday is August 12 ... son of Etta Jackson ... has two siblings, Isaiah and Ieysha ... studying in the College of Science and Mathematics

COE'S CAREER DEFENSIVE STATS

YEAR	G/GS	TT	UT	AT	TFL-YDS	QBS-YDS	FF/FR	PD	QBH	INT
2017	14/1	29	15	14	4.5-23	2.0-14	0/0	1	6	0
2018	11/10	27	15	12	13.5-61	7.0-43	2/0	0	3	0
Total	25/11	56	30	26	18.0-84	9.0-57	2/0	1	9	0

COE'S CAREER GAME HIGH STATS


Tackles	6	2x (last: at Arkansas)	10/21/17
TFL	3.5	at Ole Miss	10/20/18
Sacks	3.5	at Ole Miss	10/20/18
FF	1	2x (last: Texas A&M)	11/13/18
PBU	1	ULM	11/18/17

Player Bios

COE'S GAME-BY-GAME DEFENSIVE STATS

DATE	OPPONENT	TT	UT	AT	TFL-YDS	QBS-YDS
9/2/17	GA SOUTHERN	4	2	2	1.0-3	0.0-0
9/9/17	at Clemson	2	0	2	0.5-6	0.5-6
9/16/17	* MERCER	1	1	0	0.0-0	0.0-0
9/23/17	at Missouri	1	1	0	0.0-0	0.0-0
9/30/17	MISSISSIPPI STATE	6	2	4	0.5-1	0.0-0
10/7/17	OLE MISS	1	1	0	0.0-0	0.0-0
10/14/17	at LSU	1	1	0	1.0-5	0.0-0
10/21/17	at Arkansas	6	3	3	0.5-1	0.5-1
11/4/17	at Texas A&M	1	0	1	0.0-0	0.0-0
11/11/17	GEORGIA	0	0	0	0.0-0	0.0-0
11/18/17	ULM	1	1	0	0.0-0	0.0-0
11/25/17	ALABAMA	5	3	2	1.0-7	1.0-7
12/2/17	vs. Georgia (SEC)	0	0	0	0.0-0	0.0-0
1/1/18	vs. UCF (Peach)	0	0	0	0.0-0	0.0-0

DATE	OPPONENT	TT	UT	AT	TFL-YDS	QBS-YDS
9/1/18	* vs. Washington	2	2	0	2.0-10	1.0-7
9/8/18	* ALABAMA STATE	0	0	0	0.0-0	0.0-0
9/15/18	* LSU	3	2	1	1.0-2	0.0-0
9/22/18	* ARKANSAS	4	1	3	1.0-4	0.0-0
9/29/18	SOUTHERN MISS	2	1	1	1.5-3	0.5-2
10/6/18	* at Mississippi State	4	0	4	0.5-1	0.0-0
10/13/18	* TENNESSEE	2	2	0	2.0-11	1.0-9
10/20/18	* at Ole Miss	5	4	1	3.5-16	3.5-16
11/3/18	* TEXAS A&M	3	3	0	2.0-14	1.0-9
11/10/18	* at Georgia	2	0	2	0.0-0	0.0-0
11/17/18	LIBERTY	DID NOT PLAY				
11/24/18	* at Alabama	0	0	0	0.0-0	0.0-0



CHANDLER #27
COX FB
 6-1 • 242 • Sr. • 3L
 Apopka, Fla. (Apopka)
 Interdepartmental

CAREER: Veteran fullback/H-back ... played in 51 games with 41 career starts ... 26 career receptions

2018: Four-year starter at H-back ... career-best four receptions for 52 yards in the Washington win ... three catches gained 20 yards vs. LSU ... 2-yard touchdown reception vs. Southern Miss ... 1-yard touchdown run vs. Tennessee ... 1-yard TD run vs. Texas A&M

2017: Made 11 starts ... 17-yard reception vs. Georgia ... 21-yard catch in SEC championship was a career long ... two receptions in Peach Bowl vs. UCF gained career best 23 yards ... SEC Academic Honor Roll and Academic Top Tiger

2016: Versatile backfield athlete that sees time at H-back, tailback and wildcat ... played in 12 games with nine starts as a sophomore ... had four carries for six yards rushing against Clemson, his first career carries ... two receptions at Mississippi State ... 7-yard catch vs. Arkansas ... 15-yard reception vs. Vanderbilt ... missed Alabama A&M game with injury ... scored first career touchdown on a three-yard run against Oklahoma in the Sugar Bowl

2015: True freshman who earned 10 starts at fullback ... first career reception was a 6-yarder from Jeremy Johnson vs. Jacksonville State ... SEC Academic Honor Roll and Academic Top Tiger

HIGH SCHOOL: Versatile offensive weapon for Coach Rick Darlington at Apopka High ... nearly 3,000 total offense yards during his career, with 21 rushing and 15 passing touchdowns his last two seasons ... U.S. Army All-American Bowl invitee ... helped the Blue Darters to the Florida Class 8A state championship as a senior and sophomore and state runner-up spot as a junior ... Orlando Sentinel Central Florida Super 60 ... 247 Sports No. 2 fullback and Florida top 55 players ... Scout top-ranked fullback prospect ... ESPN No. 10 TE/H-back ... Rivals top 50 Florida players

PERSONAL: Son of Sherri and Darin Anderson and Tom and Gretchen Cox; Tom played football at Southern California ... brother Dakota played football at New Mexico and brother Jordan played baseball at Cal Lutheran ... also has a broth-

er Asher and a sister Halle ... birthday is July 29 ... received his bachelor's degree from the College of Liberal Arts in May, 2018, and is working toward a second degree in interdepartmental studies

COX'S CAREER RUSHING STATS

YEAR	G/GS	NO	YDS	AVG	TD	LP/OPPONENT
2015	13/10	0	0	0.0	0	--
2016	12/9	7	15	2.1	1	6/Georgia
2017	14/11	1	0	0.0	0	--
2018	12/11	3	3	1.0	2	1/3x (last: Texas A&M)
Total	51/41	11	18	1.6	3	6/Georgia

COX'S CAREER RECEIVING STATS

YEAR	G/GS	NO	YDS	AVG	TD	LP/OPPONENT
2015	13/10	3	25	8.3	0	10/Mississippi State
2016	12/9	4	41	10.2	0	15/Vanderbilt
2017	14/11	8	78	9.8	0	21/Georgia [SECCG]
2018	12/11	11	93	8.5	1	19/Washington
Total	51/41	26	237	9.1	1	21/Georgia [SECCG]

COX'S CAREER GAME HIGH STATS

Rush Attempts	4	Clemson	9/3/16
Rush Yds	6	2x (last: at Georgia)	11/12/16
Rush Long	6	at Georgia	11/12/16
Rush TD	1	3x (last: Texas A&M)	11/3/18
Receptions	4	Washington	9/1/18
Receiving Yds	52	Washington	9/1/18
Rec. Long	21	Georgia [SECCG]	12/2/17
Rec. TD	1	Southern Miss	9/29/18
Pass Comp	1	at Alabama	11/26/16
Pass Attempts	2	at Alabama	11/26/16

COX'S GAME-BY-GAME RUSHING STATS

DATE	OPPONENT	ATT	YDS	Avg.	TD	TD YDS
9/3/16	* CLEMSON	4	6	1.5	0	--
9/10/16	ARKANSAS STATE	1	0	0.0	0	--
9/17/16	* TEXAS A&M	0	0	0.0	0	--
9/24/16	* LSU	0	0	0.0	0	--
10/1/16	* ULM	0	0	0.0	0	--
10/8/16	* at Mississippi State	0	0	0.0	0	--
10/22/16	* ARKANSAS	0	0	0.0	0	--
10/29/16	at Ole Miss	0	0	0.0	0	--
11/5/16	* VANDERBILT	0	0	0.0	0	--
11/12/16	* at Georgia	1	6	6.0	0	--
11/19/16	ALABAMA A&M	DID NOT PLAY				
11/26/16	at Alabama	0	0	0.0	0	--
1/2/17	* vs. Oklahoma (Sugar)	1	3	3.0	1	3

DATE	OPPONENT	ATT	YDS	Avg.	TD	TD YDS
9/2/17	* GA SOUTHERN	0	0	0.0	0	--
9/9/17	at Clemson	1	0	0.0	0	--
9/16/17	* MERCER	0	0	0.0	0	--
9/23/17	* at Missouri	0	0	0.0	0	--
9/30/17	* MISSISSIPPI STATE	0	0	0.0	0	--
10/7/17	* OLE MISS	0	0	0.0	0	--
10/14/17	* at LSU	0	0	0.0	0	--
10/21/17	at Arkansas	0	0	0.0	0	--
11/4/17	* at Texas A&M	0	0	0.0	0	--
11/11/17	GEORGIA	0	0	0.0	0	--
11/18/17	* ULM	0	0	0.0	0	--
11/25/17	* ALABAMA	0	0	0.0	0	--
12/2/17	* vs. Georgia (SEC)	0	0	0.0	0	--
1/1/18	* vs. UCF (Peach)	0	0	0.0	0	--

DATE	OPPONENT	ATT	YDS	Avg.	TD	TD YDS
9/1/18	* vs. Washington	1	1	1.0	0	--
9/8/18	* ALABAMA STATE	0	0	0.0	0	--
9/15/18	* LSU	0	0	0.0	0	--
9/22/18	* ARKANSAS	0	0	0.0	0	--
9/29/18	* SOUTHERN MISS	0	0	0.0	0	--
10/6/18	* at Mississippi State	0	0	0.0	0	--
10/13/18	* TENNESSEE	1	1	1.0	1	1
10/20/18	at Ole Miss	0	0	0.0	0	--
11/3/18	* TEXAS A&M	1	1	1.0	1	1
11/10/18	* at Georgia	0	0	0.0	0	--
11/17/18	* LIBERTY	0	0	0.0	0	--
11/24/18	* at Alabama	0	0	0.0	0	--

Player Bios


COX'S GAME-BY-GAME RECEIVING STATS

DATE	OPPONENT	REC	YDS	AVG	TD	TD YDS
9/5/15	* vs. Louisville	0	0	0.0	0	--
9/12/15	* JACKSONVILLE STATE	1	6	6.0	0	--
9/19/15	* at LSU	0	0	0.0	0	--
9/26/15	MISSISSIPPI STATE	1	10	10.0	0	--
10/3/15	SAN JOSE STATE	0	0	0.0	0	--
10/15/15	* at Kentucky	0	0	0.0	0	--
10/24/15	* at Arkansas	0	0	0.0	0	--
10/31/15	* OLE MISS	1	9	9.0	0	--
11/7/15	* at Texas A&M	0	0	0.0	0	--
11/14/15	* GEORGIA	0	0	0.0	0	--
11/21/15	IDAHO	0	0	0.0	0	--
11/28/15	* ALABAMA	0	0	0.0	0	--
12/30/15	vs. Memphis (Bham)	0	0	0.0	0	--

DATE	OPPONENT	REC	YDS	Avg.	TD	TD YDS
9/3/16	* CLEMSON	0	0	0.0	0	--
9/10/16	ARKANSAS STATE	0	0	0.0	0	--
9/17/16	* TEXAS A&M	0	0	0.0	0	--
9/24/16	* LSU	0	0	0.0	0	--
10/1/16	* ULM	0	0	0.0	0	--
10/8/16	* at Mississippi State	2	19	9.5	0	--
10/22/16	* ARKANSAS	1	7	7.0	0	--
10/29/16	at Ole Miss	0	0	0.0	0	--
11/5/16	* VANDERBILT	1	15	15.0	0	--
11/12/16	* at Georgia	0	0	0.0	0	--
11/19/16	ALABAMA A&M			DID NOT PLAY		
11/26/16	at Alabama	0	0	0.0	0	--
1/2/17	* vs. Oklahoma (Sugar)	0	0	0.0	0	--

DATE	OPPONENT	REC	YDS	Avg.	TD	TD YDS
9/2/17	* GA SOUTHERN	0	0	0.0	0	--
9/9/17	at Clemson	0	0	0.0	0	--
9/16/17	* MERCER	0	0	0.0	0	--
9/23/17	* at Missouri	0	0	0.0	0	--
9/30/17	* MISSISSIPPI STATE	1	6	6.0	0	--
10/7/17	* OLE MISS	1	3	3.0	0	--
10/14/17	* at LSU	0	0	0.0	0	--
10/21/17	at Arkansas	1	2	2.0	0	--
11/4/17	* at Texas A&M	1	6	6.0	0	--
11/11/17	GEORGIA	1	17	17.0	0	--
11/18/17	* ULM	0	0	0.0	0	--
11/25/17	* ALABAMA	0	0	0.0	0	--
12/2/17	* vs. Georgia (SEC)	1	21	21.0	0	--
1/1/18	* vs. UCF (Peach)	2	23	11.5	0	--

DATE	OPPONENT	ATT	YDS	Avg.	TD	TD YDS
9/1/18	* vs. Washington	4	52	13.0	0	--
9/8/18	* ALABAMA STATE	0	0	0.0	0	--
9/15/18	* LSU	3	20	6.7	0	--
9/22/18	* ARKANSAS	0	0	0.0	0	--
9/29/18	* SOUTHERN MISS	1	2	2.0	1	2
10/6/18	* at Mississippi State	1	10	10.0	0	--
10/13/18	* TENNESSEE	1	6	6.0	0	--
10/20/18	at Ole Miss	0	0	0.0	0	--
11/3/18	* TEXAS A&M	0	0	0.0	0	--
11/10/18	* at Georgia	0	0	0.0	0	--
11/17/18	* LIBERTY	1	3	3.0	0	--
11/24/18	* at Alabama	0	0	0.0	0	--



CHASE #45
CRAMER FB
 5-10 • 198 • Sr. • 1L
 Orlando, Fla. (The First Academy)
 Business

2018: Reserve fullback ... saw first game action against Liberty

2017: Backup fullback ... did not see any game action

2016: Reserve fullback ... saw his first career action against Alabama A&M

HIGH SCHOOL: Received the Coaches' Award at The First Academy ... versatile performer for Coach Leroy Kincaid and the Royals ... also lettered in track ... Honor Roll ... FCA leader

PERSONAL: Birthday is March 4 ... son of Tanya and Curtis Cramer ... father played college basketball ... has two siblings, Curt and Abby ... studying in the College of Business



MARLON #3
DAVIDSON DL
 6-3 • 278 • Jr. • 2L
 Greenville, Ala. (Greenville)
 Liberal Arts

2018: Third-year starter at defensive end ... 124 career tackles ... 44 tackles, 4.5 TFL, 3.5 sacks, 10 QB hurries for season ... had six tackles, 1.5 TFL against LSU ... five tackles, four QB hurries vs. Arkansas ... four stops vs. Southern Miss ... 10 tackles at Mississippi State and blocked a field goal ... blocked a Tennessee field goal attempt and recorded five tackles ... blocked an Ole Miss FG attempt and recorded three tackles and a 9-yard sack ... 7-yard sack vs. Liberty ... preseason: Nagurski Trophy watch list; all-SEC 1st team (Lindy's), 3rd (SEC media/coaches, Phil Steele)

2017: Second-year starter at defensive end ... 43 tackles for season ... 4 tackles, 2 sacks, 2 TFL against Georgia Southern ... forced a Clemson fumble along with 3 tackles and 2 TFL ... 33-yard fumble recovery at Missouri, along with 4 tackles, TFL ... 5 tackles, PBU vs. Mississippi State ... 4 tackles at LSU ... sack at Arkansas ... 4 tackles at Texas A&M ... 3 tackles, sack vs. Georgia ... 6 tackles, TFL vs. ULM ... 3 tackles vs. Alabama ... 2 solo stops in SEC championship game ... SEC DL of Week: Missouri ... Preseason: 2nd team all-SEC (SEC coaches, Athlon, Lindy's, Birmingham News, SEC media, CBS Sports), 3rd team all-SEC (Phil Steele)

2016: SEC all-freshman team (coaches, Athlon) ... started all 13 games ... first true freshman to start the season opener on the defensive line in the last 30 years ... 38 tackles for the season ... first tackle came against Clemson ... 7-yard sack, three tackles vs. Arkansas State ... four tackles, TFL against Texas A&M ... TFL, two tackles vs. LSU ... two tackles vs. ULM ... sack, forced a fumble and five tackles at Mississippi State ... fumble recovery, two tackles, two PBU, TFL, two QB hurries against Arkansas ... four solo stops at Ole Miss ... four tackles, TFL vs. Vanderbilt ... three tackles at Georgia ... three tackles, PBU, QB hurry vs. Alabama A&M ... two solo stops at Alabama ... three tackles, PBU against Oklahoma in Sugar Bowl

HIGH SCHOOL: One of the nation's top defensive prospects who makes impact plays ... January enrollee in sports management ... recorded 65 tackles, 19 TFL, 8 sacks, 4 forced fumbles, 3 fumble recoveries, a pair of interceptions and two defensive touchdowns as a senior for Coach Josh McLendon at Greenville High ... Under Armour All-America Game ... Alabama-Mississippi All-Star Game ... ASWA Super 12 and Class 5A lineman of year ... Rivals Top 25 and No. 2 in Alabama ... No. 4 SDE by 247 Sports ... PrepStar 150 ... USA Today, MaxPreps All-America ... also a basketball letterman

PERSONAL: Son of Marvin Davidson Sr. and the late Cynthia Carter ... has three siblings: Terrance, Ken and Marvin III ... brother Ken Carter was an Auburn DL (2010-13) ... birthday is May 11 ... studying in the College of Liberal Arts

Player Bios

DAVIDSON'S CAREER DEFENSIVE STATS

YEAR	G/GS	TT	UT	AT	TFL-YDS	QBS-YDS	FF/FR	PD	I/YDS
2016	13/13	38	23	15	6.0-24	2.5-16	1/1	4	0/0
2017	13/13	43	18	25	6.5-37	3.5-29	1/1	1	0/0
2018	12/12	44	19	25	4.5-19	3.5-18	0/1	3	0/0
Totals	38/38	125	60	65	17.0-80	9.5-63	2/3	8	0/0

DAVIDSON'S CAREER GAME HIGH STATS


Tackles.....	10	at Mississippi State	10/6/18
TFL.....	2.0	Ga Southern	9/2/17
Sacks.....	2.0	Ga Southern	9/2/17
FF.....	1	2x (last: at Clemson)	9/9/17
FR.....	1	3x (last: Texas A&M)	11/3/18
PBU.....	2	Arkansas	10/22/16

DAVIDSON'S GAME-BY-GAME DEFENSIVE STATS

DATE	OPPONENT	TT	UT	AT	TFL-YDS	QBS-YDS
9/3/16	* CLEMSON	1	1	0	0.0-0	0.0-0
9/10/16	* ARKANSAS STATE	3	2	1	1.0-7	1.0-7
9/17/16	* TEXAS A&M	4	2	2	0.5-0	0.0-0
9/24/16	* LSU	2	0	2	0.5-1	0.5-1
10/1/16	* ULM	2	1	1	0.0-0	0.0-0
10/8/16	* at Mississippi State	5	2	3	1.0-8	1.0-8
10/22/16	* ARKANSAS	2	2	0	1.0-6	0.0-0
10/29/16	* at Ole Miss	4	4	0	1.0-1	0.0-0
11/5/16	* VANDERBILT	4	3	1	1.0-1	0.0-0
11/12/16	* at Georgia	3	1	2	0.0-0	0.0-0
11/19/16	* ALABAMA A&M	3	1	2	0.0-0	0.0-0
11/28/16	* at Alabama	2	2	0	0.0-0	0.0-0
1/2/17	* vs. Oklahoma (Sugar)	3	2	1	0.0-0	0.0-0

DATE	OPPONENT	TT	UT	AT	TFL-YDS	QBS-YDS	
9/2/17	* GA SOUTHERN	4	3	1	2.0-16	2.0-16	
9/9/17	* at Clemson	3	2	1	1.0-2	0.0-0	
9/16/17	MERCER	DID NOT PLAY					
9/23/17	* at Missouri	4	2	2	1.0-4	0.0-0	
9/30/17	* MISSISSIPPI STATE	5	1	4	0.0-0	0.0-0	
10/7/17	* OLE MISS	0	0	0	0.0-0	0.0-0	
10/14/17	* at LSU	4	0	4	0.0-0	0.0-0	
10/21/17	* at Arkansas	1	0	1	0.5-1	0.5-1	
11/4/17	* at Texas A&M	4	3	1	0.0-0	0.0-0	
11/11/17	* GEORGIA	3	0	3	0.5-6	0.5-6	
11/18/17	* ULM	6	3	3	1.0-2	0.0-0	
11/25/17	* ALABAMA	3	1	2	0.0-0	0.0-0	
12/2/17	* vs. Georgia (SEC)	2	0	2	0.0-0	0.0-0	
1/1/18	* vs. UCF (Peach)	3	1	2	0.0-0	0.0-0	

DATE	OPPONENT	TT	UT	AT	TFL-YDS	QBS-YDS
9/1/18	* vs. Washington	1	0	1	0.0-0	0.0-0
9/8/18	* ALABAMA STATE	1	1	0	0.0-0	0.0-0
9/15/18	* LSU	6	4	2	1.5-1	1.0-1
9/22/18	* ARKANSAS	5	2	3	0.0-0	0.0-0
9/29/18	* SOUTHERN MISS	4	2	2	0.5-1	0.5-1
10/6/18	* at Mississippi State	10	1	9	0.5-1	0.0-0
10/13/18	* TENNESSEE	5	3	2	0.0-0	0.0-0
10/20/18	* at Ole Miss	3	1	2	1.0-9	1.0-9
11/3/18	* TEXAS A&M	1	1	0	0.0-0	0.0-0
11/10/18	* at Georgia	4	1	3	0.0-0	0.0-0
11/17/18	* LIBERTY	3	3	0	1.0-7	1.0-7
11/24/18	* at Alabama	1	0	1	0.0-0	0.0-0



DESHAUN #57
DAVIS LB

5-11 • 233 • Sr. • 3L
Prichard, Ala. (Vigor)
Liberal Arts

2018: Returning starter at mike linebacker ... first team all-SEC (coaches, AP) ... 257 career tackles, most on the squad ... sixth among Auburn career tacklers since 2000 ... seven career double-figure tackle games ... team-best 107 tackles for season, 14.0 TFL, 2.5 sacks ... had seven tackles, TFL in Washington win ... eight stops vs. Alabama State ... career best 13 tackles, a sack and 4.0 TFL against LSU ... five tackles vs. Arkansas ... 10 tackles, two TFL against Southern Miss ... 10 tackles at Mississippi State and against Tennessee ... tied career high with 13 tackles, TFL, PBU at Ole Miss ... nine tackles, TFL in Texas A&M win ... 10 tackles, sack, 2 TFL at Georgia ... team-high seven tackles vs. Liberty ... team captain ... Lott Impact player of week: LSU ... preseason: Lott Trophy, Butkus Award, Senior Bowl watch lists; all-SEC 1st team (Lindy's), 2nd (Athlon, AL.com, SEC media/coaches), 3rd (Phil Steele)

2017: Second-year starter at middle linebacker ... 150 career tackles ... four stops at Clemson ... 5 tackles, PBU vs. Mercer ... 3 tackles at Missouri ... team-high 10 tackles vs. Mississippi State ... team-best 7 tackles vs. Ole Miss ... led team with 7 tackles, sack at LSU ... fumble recovery, 4 tackles at Arkansas ... TFL, 4 tackles at Texas A&M ... sack, 5 tackles vs. Georgia ... team-best 9 tackles, 2 TFL, sack vs. ULM ... sack, team-high 7 tackles vs. Alabama ... 10 tackles, TFL in SEC championship ... fumble recovery, 7 tackles vs. UCF in Peach Bowl ... Preseason: 4th team all-SEC (Phil Steele)

2016: Started every game ... 63 tackles for the season ... earned his first start against Clemson, recording five tackles, two QB hurries ... three tackles vs. Arkansas State ... leading tackler with six stops, TFL vs. Texas A&M ... two tackles, PBU vs. LSU ... five tackles against ULM ... three tackles at Mississippi State ... five tackles, TFL against Arkansas ... career-best 10 tackles at Ole Miss ... six tackles, TFL, PBU at Georgia ... team-best 10 tackles with four TFL at Alabama, the most TFL by an Auburn player since 2009 ... team-best eight tackles against Oklahoma in Sugar Bowl

2015: Redshirt freshman providing depth at linebacker and seeing action on special teams ... two tackles, TFL at LSU ... two stops at Texas A&M

2014: Redshirted for the Tigers ... Academic Top Tiger

HIGH SCHOOL: Defender with great fundamentals and instincts for the ball ... missed his senior season with a knee injury ... 138 tackles, 15 TFL, 6 forced fumbles as a junior ... high school coach was Ashley Johnson ... AL.com A-List ... all-state and all-region as a sophomore and junior ... 2012 regional linebacker of the year ... O-D All-American Bowl; invited to 2014 U-19 International Bowl ... also a basketball and baseball letterman ... ESPN No. 14 linebacker ... 247sports No. 21 LB ... Scout No. 43 LB ... PrepStar all-Southeast

PERSONAL: Son of Constance Davis Jefferson and Delmico Williams ... has three siblings: Ray, Darrell and Miracle ... birthday is December 31 ... earned hsi bachelor's degree in the College of Liberal Arts in December, 2017

D. DAVIS' CAREER DEFENSIVE STATS

YEAR	G/GS	TT	UT	AT	TFL-YDS	QBS-YDS	FF/FR	PD	I/YDS
2014		REDSHIRTED							
2015	12/0	5	1	4	0.5-0	0.0-0	0/0	0	0/0
2016	13/13	63	34	29	7.0-14	0.0-0	0/0	3	0/0
2017	14/10	82	37	45	6.5-26	3.5-18	0/2	1	0/0
2018	12/12	107	51	56	14.0-35	2.5-12	0/0	2	0/0
Total	51/35	257	123	134	28.0-75	6.0-30	0/2	6	0/0

D. DAVIS' CAREER GAME HIGH STATS

Tackles.....	13	2x (last: at Ole Miss)	10/20/18
TFL.....	4.0	2x (last: LSU)	9/15/18
Sacks.....	1.0	5x (last: at Georgia)	11/10/18
PBU.....	1	6x (last: at Ole Miss)	10/20/18
FR.....	1	2x (last: vs. UCF)	1/1/18

Player Bios

D. DAVIS' GAME-BY-GAME DEFENSIVE STATS

DATE	OPPONENT	TT	UT	AT	PD	INT-YDS
9/5/15	vs. Louisville	0	0	0	0	0-0
9/12/15	JACKSONVILLE STATE	0	0	0	0	0-0
9/19/15	at LSU	2	0	2	0	0-0
9/26/15	MISSISSIPPI STATE	0	0	0	0	0-0
10/3/15	SAN JOSE' STATE	0	0	0	0	0-0
10/15/15	at Kentucky	0	0	0	0	0-0
10/24/15	at Arkansas	0	0	0	0	0-0
10/31/15	OLE MISS	0	0	0	0	0-0
11/7/15	at Texas A&M	2	0	2	0	0-0
11/14/15	GEORGIA	0	0	0	0	0-0
11/21/15	IDAHO	1	1	0	0	0-0
11/28/15	ALABAMA					DID NOT PLAY
12/30/15	vs. Memphis (Bham)	0	0	0	0	0-0

DATE	OPPONENT	TT	UT	AT	TFL-YDS	PD
9/3/16	* CLEMSON	5	2	3	0.5-1	1
9/10/16	* ARKANSAS STATE	3	1	2	0.0-0	0
9/17/16	* TEXAS A&M	6	3	3	0.5-1	0
9/24/16	* LSU	2	1	1	0.0-0	1
10/1/16	* ULM	5	4	1	0.0-0	0
10/8/16	* at Mississippi State	3	0	3	0.0-0	0
10/22/16	* ARKANSAS	5	2	3	1.0-1	0
10/29/16	* at Ole Miss	10	5	5	0.0-0	0
11/5/16	* VANDERBILT	0	0	0	0.0-0	0
11/12/16	* at Georgia	6	4	2	1.0-1	1
11/19/16	* ALABAMA A&M	0	0	0	0.0-0	0
11/28/16	* at Alabama	10	7	3	4.0-10	0
1/2/17	* vs. Oklahoma (Sugar)	8	5	3	0.0-0	0

DATE	OPPONENT	TT	UT	AT	TFL-Yds	PD
9/2/17	GA SOUTHERN	0	0	0	0.0-0	0
9/9/17	at Clemson	4	2	2	0.0-0	0
9/16/17	MERCER	5	4	1	0.0-0	1
9/23/17	* at Missouri	3	1	2	0.0-0	0
9/30/17	* MISSISSIPPI STATE	10	3	7	0.0-0	0
10/7/17	* OLE MISS	7	4	3	0.0-0	0
10/14/17	* at LSU	7	3	4	1.0-2	0
10/21/17	* at Arkansas	4	2	2	0.0-0	0
11/4/17	* at Texas A&M	4	2	2	1.0-5	0
11/11/17	* GEORGIA	5	3	2	1.0-6	0
11/18/17	ULM	9	5	4	1.5-8	0
11/25/17	* ALABAMA	7	3	4	1.0-4	0
12/2/17	* vs. Georgia (SEC)	10	4	6	1.0-1	0
1/1/18	* vs. UCF (Peach)	7	2	5	0.0-0	0

DATE	OPPONENT	TT	UT	AT	TFL-Yds	PD
9/1/18	* vs. Washington	7	4	3	0.5-2	0
9/8/18	* ALABAMA STATE	8	4	4	0.0-0	0
9/15/18	* LSU	13	6	7	4.0-10	1
9/22/18	* ARKANSAS	5	2	3	0.5-1	0
9/29/18	* SOUTHERN MISS	10	5	5	2.0-5	0
10/6/18	* at Mississippi State	10	3	7	0.5-0	0
10/13/18	* TENNESSEE	10	4	6	1.0-1	0
10/20/18	* at Ole Miss	13	8	5	1.0-1	1
11/3/18	* TEXAS A&M	9	6	3	1.0-3	0
11/10/18	* at Georgia	10	4	6	2.0-6	0
11/17/18	* LIBERTY	7	3	4	0.0-0	0
11/24/18	* at Alabama	5	2	3	1.5-6	0



JAVARIS

#13

DAVIS

DB

5-10 • 187 • Jr. • 2L

Jacksonville, Fla. (Ed White)

Business

2018: Returning starter at corner and nickel ... 103 career tackles ... 37 tackles, 8 PBU for season ... four solo tackles in Washington win ... recorded six stops and a PBU against LSU ... 57-yard interception return vs. Arkansas ... four tackles, two PBU at Mississippi State ... eight tackles, two TFL against Tennessee ... five solo tackles, two PBU at Ole Miss ... preseason: Bednarik Award watch list; all-SEC 3rd team (SEC media/coaches), 4th (Phil Steele)

2017: In the mix as a starter at cornerback ... 29 tackles for season ... four solo stops at Clemson ... 3 tackles, TFL vs. Mercer ... 37-yard interception return for a score vs. Mississippi State, along with 3 tackles ... 2 tackles at Texas A&M ... interception, forced fumble, PBU and 2 tackles vs. ULM ... 3 tackles vs. Alabama ... 5 tackles in SEC championship

2016: Freshman All-America (Sports on Earth) ... SEC all-freshman team (coaches, Athlon) ... played in 13 games with five starts ... 37 tackles on the season ... earned his first college start vs. Clemson, recording four solo tackles ... two tackles vs. Arkansas State ... two solo stops vs. Texas A&M ... interception against ULM ... five tackles, TFL, PBU at Mississippi State ... interception, two tackles against Arkansas ... four tackles, TFL at Ole Miss ... five tackles, 2 PBU at Georgia ... sack, two tackles vs. Alabama A&M ... had six tackles, three TFL at Alabama ... five solo tackles against Oklahoma in Sugar Bowl

2015: Redshirted

HIGH SCHOOL: Swift, physical defender who can make an impact at corner ... first team Class 6A all-state for Coach Paul Pierson ... also played running back and receiver for the Commanders ... Times-Union Top 25 ... all-Gateway and Jacksonville player of the year ... Rivals and 247 Sports have him among top 50 Florida prospects ... top 10 CB in South according to Scout ... PrepStar all-South ... state runner-up at 100 meters and 4x100 relay

PERSONAL: Birthday is December 26 ... son of Francaesca Davis ... has three siblings: Javon, India and William ... cousins Vontae Davis and Vernon Davis and uncle Keith Frazier all played in NFL ... studying in the College of Business

J. DAVIS' CAREER DEFENSIVE STATS

YEAR	G/GS	TT	UT	AT	TFL-YDS	QBS-YDS	FF/FR	PD	I/YDS
2016	13/5	37	31	6	6.0-14	1.0-6	0/0	9	2/0
2017	11/6	29	19	10	1.0-1	0.0-0	1/0	8	2/37
2018	11/10	37	32	5	2.0-2	0.0-0	0/0	9	1/57
Totals	35/21	103	82	21	9.0-17	1.0-6	1/0	26	5/94

J. DAVIS' CAREER GAME HIGH STATS

Tackles.....	8	Tennessee	10/13/18
TFL.....	3.0	at Alabama	11/26/16
Sacks.....	1.0	vs. Alabama A&M	11/19/16
Interceptions.....	1	5x (last: Arkansas)	9/22/18
PBU.....	2	6x (last: at Ole Miss)	10/20/18
FF.....	1	ULM	11/18/17

J. DAVIS' GAME-BY-GAME DEFENSIVE STATS

DATE	OPPONENT	TT	UT	AT	PD	INT-YDS
9/3/16	* CLEMSON	4	4	0	0	0-0
9/10/16	ARKANSAS STATE	2	1	1	0	0-0
9/17/16	TEXAS A&M	2	2	0	2	0-0
9/24/16	LSU	0	0	0	0	0-0
10/1/16	ULM	0	0	0	0	1-0
10/8/16	* at Mississippi State	5	4	1	1	0-0
10/22/16	ARKANSAS	2	1	1	1	1-0
10/29/16	at Ole Miss	4	3	1	0	0-0
11/5/16	VANDERBILT	0	0	0	0	0-0
11/12/16	at Georgia	5	4	1	2	0-0
11/19/16	* ALABAMA A&M	2	2	0	0	0-0
11/28/16	* at Alabama	6	5	1	0	0-0
1/2/17	* vs. Oklahoma (Sugar)	5	5	0	1	0-0

Player Bios

DATE	OPPONENT	TT	UT	AT	PD	INT-YDS
9/2/17	* GA SOUTHERN	2	0	2	0	0-0
9/9/17	* at Clemson	4	4	0	0	0-0
9/16/17	* MERCER	3	3	0	0	0-0
9/23/17	at Missouri	DID NOT PLAY				
9/30/17	MISSISSIPPI STATE	3	2	1	2	1-37
10/7/17	OLE MISS	DID NOT PLAY				
10/14/17	at LSU	1	1	0	0	0-0
10/21/17	at Arkansas	DID NOT PLAY				
11/4/17	at Texas A&M	2	1	1	0	0-0
11/11/17	GEORGIA	1	1	0	0	0-0
11/18/17	ULM	2	1	1	1	1-0
11/25/17	* ALABAMA	3	1	2	1	0-0
12/2/17	* vs. Georgia (SEC)	5	3	2	0	0-0
1/1/18	* vs. UCF (Peach)	3	2	1	2	0-0

DATE	OPPONENT	TT	UT	AT	PD	INT-YDS
9/1/18	* vs. Washington	4	4	0	0	0-0
9/8/18	* ALABAMA STATE	0	0	0	0	0-0
9/15/18	* LSU	6	4	2	1	0-0
9/22/18	* ARKANSAS	1	1	0	1	1-57
9/29/18	* SOUTHERN MISS	0	0	0	1	0
10/6/18	* at Mississippi State	4	3	1	2	0
10/13/18	* TENNESSEE	8	7	1	0	0
10/20/18	* at Ole Miss	5	5	0	2	0
11/3/18	TEXAS A&M	0	0	0	0	0
11/10/18	at Georgia	DID NOT PLAY				
11/17/18	* LIBERTY	3	3	0	0	0
11/24/18	* at Alabama	6	5	1	1	0



RYAN DAVIS #23
WR
5-9 • 185 • Sr. • 3L
St. Petersburg, Fla. (Lakewood)
Liberal Arts

2018: Returning starter at receiver ... Auburn career reception record with 174 catches (1,532 career yards rank 13th) ... 26 consecutive games with a reception, fourth-longest string in school history ... ranks 20th nationally in punt return average (10.1) ... seven receptions for 62 yards in Washington win ... six catches against Arkansas ... eight receptions for 91 yards at Mississippi State ... seven receptions for 57 yards vs. Tennessee ... seven catches gained 75 yards in Texas A&M win, and threw a 20-yard TD to Sal Cannella ... broke the career record at Georgia with career high 13 catches for 72 yards ... team captain ... preseason: Biletznikoff Award, Senior Bowl watch lists; all-SEC 2nd team (Athlon, AL.com, SEC media/coaches, Lindy's, Phil Steele)

2017: Veteran of the receiving corps ... third team all-SEC (Phil Steele) ... set Auburn single-season record for receptions with 84 for 815 yards, 5 TD ... second in SEC with 6.0 catches per game ... two receptions against Georgia Southern with a 19-yard touchdown catch from Stidham ... eight catches gained 32 yard at Clemson ... career-best nine catches vs. Mercer gained 68 yards ... four receptions at Missouri ... six catches vs. Mississippi State gained 32 yards ... 75-yard touchdown catch from Stidham vs. Ole Miss was Auburn's longest play of the season ... 2 catches gained 67 yards at LSU, with a long play of 52 yards ... 8 receptions at Arkansas gained 63 yards and threw a 62-yard TD pass to Darius Slayton (longest TD pass by a non-QB in Auburn records) at Arkansas ... 7 catches gained 80 yards at Texas A&M, with a 2-yard TD catch ... 55 yards on four catches vs. Georgia, with 32-yard TD reception ... 6 catches vs. ULM ... career highs with 11 catches for 139 yards vs. Alabama ... 7 catches for 65 yards in SEC championship ... eight catches in Peach Bowl vs. UCF

2016: Speedy receiver who made his first college start against Clemson ... 25 catches for 194 yards ... two receptions for 17 yards against Clemson were his first collegiate catches ... nabbed five receptions vs. Texas A&M for 36 yards ... leading receiver with five catches for 31 yards vs. LSU ... five receptions gained 56 yards vs. ULM ... first TD was a 3-yard catch from Sean White at Mississippi State ... three catches against Arkansas ... two catches against Vanderbilt ... 9-yard reception at Georgia

2015: True freshman in the mix at wide receiver ... saw his first college action at Kentucky ... 28-yard rushing gain at Texas A&M was his first touch of the football

HIGH SCHOOL: Gifted offensive playmaker who led Lakewood to back-to-back 10-win seasons for Coach Cory Moore ... passed for 2,140 yards (18 TD) and rushed for 1,233 yards (17 TD) as a senior ... Pinellas County career passing record (6,760 yards) ... four-year starter who won BCP player of the year honors ... first team Class 5A all-state ... top 40 receiver prospect by 247 Sports and Rivals ... ESPN 300 ... PrepStar all-South ... also a standout in basketball

PERSONAL: Birthday is April 12 ... son of Willie Davis and Peggy Davis ... has two brothers, Chris and Dorian ... grandson of Emma and Willie Davis Sr. ... studying in the College of Liberal Arts

R. DAVIS' CAREER RECEIVING STATS

YEAR	G/GS	NO	YDS	AVG	TD	LPI/OPPONENT
2015	8/0	0	0	0.0	0	--
2016	13/7	25	194	7.8	1	23/ULM
2017	14/9	84	815	9.7	5	75/Ole Miss
2018	12/8	64	523	8.2	0	47/Texas A&M
Total	47/24	173	1532	8.9	6	75/Ole Miss

R. DAVIS' CAREER RUSHING STATS

YEAR	G/GS	NO	YDS	AVG	TD	LPI/OPPONENT
2015	8/0	2	20	10.0	0	28/Texas A&M
2016	13/7	3	5	1.7	0	8/Texas A&M
2017	14/9	0	0	0.0	0	--
2018	12/8	3	12	4.0	0	10/Washington
Total	47/24	8	37	4.6	0	28/Texas A&M

R. DAVIS' CAREER GAME HIGH STATS

Receptions	13	at Georgia	11/10/18
Rec. Yards	139	Alabama	11/25/17
Rec. Long	75	Ole Miss	10/7/17
Rec. TDs	1	6x (last: Georgia)	11/11/17
Rush Attempts	1	8x (last: Georgia)	11/10/18
Rush Yards	28	at Texas A&M	11/7/15
Rush Long	28	at Texas A&M	11/7/15
Punt Returns	3	3x (last: Liberty)	11/17/18
Punt Ret Yds	84	Arkansas	9/22/18
Punt Ret Long	48	Arkansas	9/22/18
Pass TD	1	at Arkansas	10/21/17
Pass Long	62	at Arkansas	10/21/17


R. DAVIS' GAME-BY-GAME RECEIVING STATS

DATE	OPPONENT	ATT	YDS	Avg.	TD	TD YDS
9/3/16	* CLEMSON	2	17	8.5	0	--
9/10/16	* ARKANSAS STATE	0	0	0.0	0	--
9/17/16	TEXAS A&M	5	36	7.2	0	--
9/24/16	* LSU	5	31	6.2	0	--
10/1/16	* ULM	5	56	11.2	0	--
10/8/16	* at Mississippi State	2	15	7.5	1	3
10/22/16	ARKANSAS	3	15	5.0	0	--
10/29/16	at Ole Miss	0	0	0.0	0	--
11/5/16	* VANDERBILT	2	15	7.5	0	--
11/12/16	at Georgia	1	9	9.0	0	--
11/19/16	ALABAMA A&M	0	0	0.0	0	--
11/26/16	* at Alabama	0	0	0.0	0	--
1/2/17	vs. Oklahoma	0	0	0.0	0	--

DATE	OPPONENT	REC	YDS	Avg.	TD	TD YDS
9/2/17	GA SOUTHERN	2	23	11.5	1	19
9/9/17	* at Clemson	8	32	4.0	0	--
9/16/17	* MERCER	9	68	7.5	--	--
9/23/17	* at Missouri	4	21	5.3	0	--
9/30/17	* MISSISSIPPI STATE	6	32	5.3	1	7
10/7/17	OLE MISS	2	75	37.5	1	75
10/14/17	at LSU	2	67	33.5	0	--
10/21/17	at Arkansas	8	63	7.9	0	--
11/4/17	* at Texas A&M	7	80	11.4	1	4
11/11/17	* GEORGIA	4	55	13.8	1	32
11/18/17	ULM	6	48	8.0	0	--
11/25/17	* ALABAMA	11	139	12.6	0	--
12/2/17	vs. Georgia (SEC)	7	65	9.3	0	--
1/1/18	* vs. UCF (Peach)	8	47	5.9	0	--

DATE	OPPONENT	REC	YDS	Avg.	TD	TD YDS
9/1/18	* vs. Washington	7	52	7.4	0	--
9/8/18	* ALABAMA STATE	3	34	11.3	0	--
9/15/18	LSU	3	23	7.7	0	--

Player Bios



JAMEL #12
DEAN DB
 6-2 • 208 • Jr. • 1L
 Cocoa, Fla. (Cocoa)
 Liberal Arts

2018: Returning starter at cornerback ... 26 tackles, 8 PBU for season ... interception in the Washington win ... two tackles, two PBU vs. LSU ... TFL, PBU vs. Arkansas ... three tackles vs. Southern Miss ... seven tackles, fumble recovery and sack in Texas A&M win ... interception at Georgia ... three tackles at Alabama ... preseason: all-SEC 2nd team (Athlon, SEC media/coaches, Lindy's); Bruce Feldman College FB Freaks (#10)

2017: In the mix as a starter at cornerback ... 43 tackles for season ... 4 solo tackles, TFL, PBU at Clemson ... made first start at Missouri, 4 tackles, 3 PBU, TFL vs. Mississippi State ... team-high 7 tackles vs. Ole Miss ... 4 tackles at LSU ... TFL, PBU, 2 tackles at Arkansas ... 3 tackles at Texas A&M ... 2 tackles, PBU vs. ULM ... 2 tackles vs. Alabama ... 5 tackles in SEC championship ... recorded six tackles in Peach Bowl vs. UCF ... SEC Academic Honor Roll and Academic Top Tiger

2016: Projected starter at corner ... suffered season-ending injury in fall camp

2015: Redshirted and did not see varsity action

HIGH SCHOOL: Two-time Florida first-team Class 4A all-state pick at Cocoa High ... totaled 975 offensive yards, including 22 receptions and 15 touchdowns, in 2014 to earn all-state honors as a receiver ... 38 tackles, two PBU, one interception in 2013 ... also had seven PBUs as a senior and scored nine touchdowns as a junior ... 2014 Brevard County player of the year and the Florida Athletic Coaches Association's District 12 MVP ... played on back-to-back 11-2 state playoff teams for coach John Wilkinson ... one of the top cornerback prospects in the nation ranked No. 32 by 247Sports and No. 37 by Rivals ... ESPN 300 and a Top 10 defensive back in the state of Florida ... invited to Semper Fidelis All-American game ... also ran track and possesses "breakaway" speed ... graduated with a weighted 3.8 GPA ... spent a semester at Ohio State before enrolling at Auburn

PERSONAL: Son of Yolanda Kimbrough and James Dean ... has four brothers: Derrick Jr., James Jr., Jamaine and Jayden ... birthday is October 15 ... received his bachelor's degree from the College of Liberal Arts in May, 2018

DEAN'S CAREER DEFENSIVE STATS

YEAR	G/GS	TT	UT	AT	TFL-YDS	QBS-YDS	FF/FR	PD	I/YDS
2017	14/11	43	23	20	2.5-5	0.0-0	0/0	8	0/0
2018	11/10	26	18	8	2.0-7	1.0-3	0/1	10	2/0
Total	25/21	69	41	28	4.5-12	1.0-3	0/1	18	2/0

DEAN'S CAREER GAME HIGH STATS

Tackles.....	7	2x (last: Texas A&M)	11/3/18
TFL.....	1.0	4x (last: Texas A&M)	11/3/18
Sacks.....	1.0	Texas A&M	11/3/18
PBU.....	3	2x (last: Liberty)	11/17/18
INT.....	1	2x (last: at Georgia)	11/10/18
FR.....	1	Texas A&M	11/3/18

DEAN'S GAME-BY-GAME DEFENSIVE STATS

DATE	OPPONENT	TT	UT	AT	PD	INT-YDS
9/2/17	GA SOUTHERN	1	1	0	0	0-0
9/9/17	at Clemson	4	4	0	1	0-0
9/16/17	MERCER	1	1	0	0	0-0
9/23/17	* at Missouri	1	1	0	0	0-0
9/30/17	* MISSISSIPPI STATE	4	1	3	3	0-0
10/7/17	* OLE MISS	7	5	2	1	0-0
10/14/17	* at LSU	4	1	3	0	0-0
10/21/17	* at Arkansas	2	2	0	1	0-0
11/4/17	* at Texas A&M	3	2	1	0	0-0
11/11/17	* GEORGIA	1	0	1	0	0-0
11/18/17	* ULM	2	1	1	1	0-0
11/25/17	* ALABAMA	2	1	1	0	0-0
12/2/17	* Georgia (SEC)	5	1	4	1	0-0
1/1/18	* UCF (Peach)	6	2	4	0	0-0

9/22/18	ARKANSAS	6	40	6.7	0	--
9/29/18	* SOUTHERN MISS	2	12	6.0	0	--
10/6/18	* at Mississippi State	8	91	11.4	0	--
10/13/18	TENNESSEE	7	57	8.1	0	--
10/20/18	* at Ole Miss	2	12	6.0	0	--
11/3/18	TEXAS A&M	5	75	15.0	0	--
11/10/18	* at Georgia	13	72	5.5	0	--
11/17/18	* LIBERTY	4	40	10.0	0	--
11/24/18	* at Alabama	4	15	3.8	0	--

R. DAVIS' GAME-BY-GAME RUSHING STATS

DATE	OPPONENT	ATT	YDS	AVG	TD	TD YDS
9/25/15	vs. Louisville					
9/12/15	JACKSONVILLE STATE					
9/19/15	at LSU					
9/26/15	MISSISSIPPI STATE					
10/3/15	SAN JOSE' STATE					
10/15/15	at Kentucky	0	0	0.0	0	--
10/24/15	at Arkansas	0	0	0.0	0	--
10/31/15	OLE MISS	0	0	0.0	0	--
11/7/15	at Texas A&M	1	28	28.0	0	--
11/14/15	GEORGIA	0	0	0.0	0	--
11/21/15	IDAHO	1	-8	-8.0	0	--
11/28/15	ALABAMA	0	0	0.0	0	--
12/30/15	vs. Memphis (Bham)	0	0	0.0	0	--

DATE	OPPONENT	ATT	YDS	Avg.	TD	TD YDS
9/3/16	* CLEMSON	0	0	0.0	0	--
9/10/16	* ARKANSAS STATE	1	-2	-2.0	0	--
9/17/16	TEXAS A&M	1	8	8.0	0	--
9/24/16	* LSU	0	0	0.0	0	--
10/1/16	* ULM	0	0	0.0	0	--
10/8/16	* at Mississippi State	0	0	0.0	0	--
10/22/16	ARKANSAS	0	0	0.0	0	--
10/29/16	at Ole Miss	0	0	0.0	0	--
11/5/16	* VANDERBILT	0	0	0.0	0	--
11/12/16	at Georgia	0	0	0.0	0	--
11/19/16	ALABAMA A&M	0	0	0.0	0	--
11/26/16	* at Alabama	0	0	0.0	0	--
1/2/17	vs. Oklahoma (Sugar)	1	-1	-1.0	0	--

DATE	OPPONENT	ATT	YDS	Avg.	TD	TD YDS
9/1/18	* vs. Washington	1	10	10.0	0	--
9/8/18	* ALABAMA STATE	0	0	0.0	0	--
9/15/18	LSU	0	0	0.0	0	--
9/22/18	ARKANSAS	0	0	0.0	0	--
9/29/18	* SOUTHERN MISS	0	0	0.0	0	--
10/6/18	* at Mississippi State	0	0	0.0	0	--
10/13/18	TENNESSEE	1	5	5.0	0	--
10/20/18	* at Ole Miss	0	0	0.0	0	--
11/3/18	TEXAS A&M	0	0	0.0	0	--
11/10/18	* at Georgia	1	-3	-3.0	0	--
11/17/18	* LIBERTY	0	0	0.0	0	--
11/24/18	* at Alabama	0	0	0.0	0	--

Player Bios

DATE	OPPONENT	TT	UT	AT	PD	INT-YDS
9/1/18	vs. Washington	1	1	0	1	1-0
9/8/18	* ALABAMA STATE	3	2	1	0	0-0
9/15/18	* LSU	2	2	0	2	0-0
9/22/18	* ARKANSAS	1	1	0	1	0-0
9/29/18	* SOUTHERN MISS	3	2	1	1	0-0
10/6/18	* at Mississippi State	2	0	2	0	0-0
10/13/18	* TENNESSEE	1	1	0	1	0-0
10/20/18	at Ole Miss	DID NOT PLAY				
11/3/18	* TEXAS A&M	7	5	2	0	0-0
11/10/18	* at Georgia	3	2	1	1	1-0
11/17/18	* LIBERTY	0	0	0	3	0-0
11/24/18	* at Alabama	3	2	1	0	0-0



TANNER DEAN #35
LB
6-3 • 210 • RFr. • RS
Birmingham, Ala. (Mountain Brook)
Engineering

2018: Walk-on linebacker recovering from knee surgery
2017: Joined team as a walk-on ... did not see game action ... Academic Top Tiger and SEC first-year academic honor roll
HIGH SCHOOL: Named permanent team captain by his teammates at Mountain Brook High ... played for Coach Chris Yeager ... recorded 87 tackles, 2 interceptions, 3 fumble recoveries ... Future Business Leaders of America vice-president, member of Key Club and First Priority Bible study
PERSONAL: Birthday is October 19 ... son of Beth Dean and Todd Dean ... has three siblings: Alex Ann, Braxton and Lindsey Madison ... studying in the College of Engineering



JEREMIAH DINSON #20
DB
6-0 • 195 • Jr. • 2L
Miami, Fla. (American)
Liberal Arts

2018: Returning starter at free safety ... 120 career tackles ... 61 tackles, 3.5 TFL, 3 PBU for season ... had seven tackles, 1.5 TFL, a sack and a PBU in the Washington opener ... three tackles vs. Alabama State ... team-high six tackles, TFL vs. Arkansas ... interception, four tackles vs. Southern Miss ... interception and career-best 15 tackles at Mississippi State ... four tackles vs. Tennessee before being ejected for targeting ... nine tackles and forced a fumble in the Texas A&M win ... five stops at Georgia ... four tackles vs. Liberty
2017: Veteran safety and starting nickelback ... 47 tackles for season ... recovered a Clemson fumble, along with 2 tackles and a PBU ... team-high 6 tackles vs. Mercer ... 5 tackles, TFL at Missouri ... 3 solo stops vs. Mississippi State ... 2 solo stops vs. Ole Miss ... 5 tackles at LSU ... 8-yard sack, 4 tackles at Arkansas ... 5 tackles at Texas A&M ... team-best six tackles vs. Georgia ... 3 tackles, PBU vs. ULM ... 2 solo stops vs. Alabama ... 3 tackles in SEC championship
2016: Redshirted while recovering from knee injury suffered late in 2015
2015: True freshman corner who saw substantial early-season action ... first snaps came against Louisville, where he recorded four tackles ... three tackles at LSU ... first start came at nickel vs. Mississippi State, recording three tackles ... three solo tackles at Texas A&M before suffering knee injury that required season-ending surgery ... Academic Top Tiger
HIGH SCHOOL: Standout defender for Coach Anthony White at Miami's American High ... Miami-Dade North-South All-Star Game ... part of a state

championship team at Miami Norland as a freshman ... ranked among top 100 cornerbacks prospects for 247 Sports and ESPN ... PrepStar all-South ... graduated in top 20% of his class

PERSONAL: Birthday is February 26 ... son of Cinethia Lee and Theodore Dinson ... has a sister, Jasmine, and a brother, Joshua ... cousin Randell Johnson plays for the Buffalo Bills ... studying in the College of Liberal Arts

DINSON'S CAREER DEFENSIVE STATS

YEAR	G/GS	TT	UT	AT	TFL-YDS	QBS-YDS	FF/FR	PD	I/YDS
2015	9/1	15	9	6	0.0-0	0.0-0	0/0	0	0/0
2016	REDSHIRTED								
2017	14/11	47	32	15	2.5-12	1.0-8	0/1	4	0/0
2018	12/11	61	29	32	3.5-8	1.0-2	1/0	5	2/3
Total	35/23	123	70	53	6.0-20	2.0-10	1/1	9	2/3

DINSON'S CAREER GAME HIGH STATS

Tackles.....	15	at Mississippi State	10/8/18
TFL.....	1.5	vs. Washington	9/1/18
Sacks.....	1.0	2x (last: vs. Washington)	9/1/18
FF.....	1	Texas A&M	11/3/18
FR.....	1	at Clemson	9/9/17
PBU.....	1	7x (last: Texas A&M)	11/3/18
INT.....	1	2x (last: at Mississippi State)	10/8/18

DINSON'S GAME-BY-GAME DEFENSIVE STATS

DATE	OPPONENT	TT	UT	AT	PD	INT-YDS
9/5/15	vs. Louisville	4	3	1	0	0-0
9/12/15	JACKSONVILLE STATE	1	1	0	0	0-0
9/19/15	at LSU	3	0	3	0	0-0
9/26/15	* MISSISSIPPI STATE	3	2	1	0	0-0
10/3/15	SAN JOSE' STATE	0	0	0	0	0-0
10/15/15	at Kentucky	0	0	0	0	0-0
10/24/15	at Arkansas	0	0	0	0	0-0
10/31/15	OLE MISS	1	0	1	0	0-0
11/7/15	at Texas A&M	3	3	0	0	0-0
11/14/15	GEORGIA	DID NOT PLAY				
11/21/15	IDAHO	DID NOT PLAY				
11/28/15	ALABAMA	DID NOT PLAY				
12/30/15	vs. Memphis (Bham)	DID NOT PLAY				

DATE	OPPONENT	TT	UT	AT	PD	INT-YDS
9/2/17	* GA SOUTHERN	1	0	1	0	0-0
9/9/17	* at Clemson	2	1	1	1	0-0
9/16/17	* MERCER	6	5	1	0	0-0
9/23/17	* at Missouri	5	4	1	0	0-0
9/30/17	* MISSISSIPPI STATE	3	3	0	0	0-0
10/7/17	* OLE MISS	2	2	0	0	0-0
10/14/17	at LSU	5	4	1	0	0-0
10/21/17	* at Arkansas	4	2	2	0	0-0
11/4/17	* at Texas A&M	5	0	5	0	0-0
11/11/17	* GEORGIA	6	5	1	1	0-0
11/18/17	* ULM	3	3	0	1	0-0
11/25/17	ALABAMA	2	2	0	0	0-0
12/2/17	vs. Georgia (SEC)	3	1	2	0	0-0
1/1/18	* vs. UCF (Peach)	0	0	0	1	0-0

DATE	OPPONENT	TT	UT	AT	PD	INT-YDS
9/1/18	* vs. Washington	7	2	5	1	0-0
9/8/18	* ALABAMA STATE	3	2	1	0	0-0
9/15/18	* LSU	2	2	0	0	0-0
9/22/18	* ARKANSAS	6	5	1	0	0-0
9/29/18	* SOUTHERN MISS	4	2	2	0	1-9
10/6/18	* at Mississippi State	15	6	9	0	1-12
10/13/18	* TENNESSEE	4	2	2	1	0-0
10/20/18	at Ole Miss	1	0	1	0	0-0
11/3/18	* TEXAS A&M	9	6	3	1	0-0
11/10/18	* at Georgia	5	1	4	0	0-0
11/17/18	* LIBERTY	4	1	3	0	0-0
11/24/18	* at Alabama	1	0	1	0	0-0

Player Bios



JACK #71
DRISCOLL OL
 6-5 • 300 • Jr. • TR
 Madison, Conn. (UMass)
 Business

2018: Grad transfer from UMass who earned the starting job at right tackle
BEFORE AUBURN: Played at UMass from 2015-17 ... started 20 games in two seasons ... 2017 Phil Steele all-independent first team and all-ECAC second team after starting 12 games at right tackle ... played in nine games as a redshirt freshman, starting eight, playing left guard and tackle ... honorable mention Freshman All-America ... redshirted 2015 season ... graduated with honors in three years with a bachelor's degree in hospitality and tourism management
HIGH SCHOOL: Daniel Hand (Conn.) High School football team captain and MVP as a senior for Coach Steve Filippone ... three-star recruit by 247Sports
PERSONAL: Birthday is April 1 ... son of John and Cory Driscoll ... father played football at New Hampshire ... has two siblings, Flynn (an Auburn student) and Grace ... earned his bachelor's degree from UMass in hospitality and tourism management and is working toward a master's in the College of Business




JOSH #41
FRENCH DB
 5-11 • 205 • So. • SQ
 Birmingham, Ala. (Shades Valley)
 Engineering

2018: Walk-on safety ... saw first game action vs. Liberty
2017: Joined team as a walkon in the spring ... did not see any game action
HIGH SCHOOL: Veteran defender for Coach Bill Smith at Shades Valley High ... helped the Mounties to three Class 6A state playoff appearances ... three-year state qualifier in track, running the 400m and the 4x100 and 4x400 relays ... also a basketball letterman ... National Honor Society and mathematics honorary
PERSONAL: Birthday is December 30 ... son of Jacqueline French and Carlos Harper ... has three brothers, Colin, Carson and Caleb ... studying in the College of Engineering



KOLBI #36
FUQUA WR
 6-2 • 190 • Fr. • HS
 Jasper, Ala. (Cordova)
 Nursing

2018: True freshman receiver ... saw first game action vs. Alabama State
HIGH SCHOOL: Versatile athlete who played both wide receiver and defensive back for Coach Jimmy Gay at Cordova High ... selected for Alabama-Mississippi All-Star Game ... ASWA first team all-state as a sophomore, junior and senior ... ESPN, Rivals, 247Sports three star ... also a basketball letterman ... track and field state finalist in the high jump
PERSONAL: Birthday is November 30 ... son of Derek Fuqua and Dara Madison ... father played semi-pro football and mother played college softball ... has seven siblings: Hudson, Olivia, Michael, Cole, Blake, Gage and Brooke ... studying in the School of Nursing



PHELPS #53
GAMBILL OL
 6-5 • 284 • RFr. • RS
 Nashville, Tenn. (Montgomery Bell Academy)
 Architecture & Design

2018: Walk-on offensive lineman ... saw first game action vs. Alabama State
2017: Joined team as a walk-on ... did not see game action ... SEC Academic Honor Roll and Academic Top Tiger
HIGH SCHOOL: Two-year starter at Montgomery Bell Academy for Coach Marty Euverard ... first team all-state at center ... Big Red won the state title in 2014 and were state runners-up in 2015 ... also threw the shot put ... National Honor Society and member of Best Buddies
PERSONAL: Birthday is December 6 ... son of Thomas Keith Gambill Sr. and Mary Gambill ... dad was an SEC champion wrestler at Auburn in 1968, 1969 and 1970 ... brother Keith is an Auburn graduate ... member of Kappa Alpha order ... studying in the College of Architecture, Design and Construction



JOEY #1
GATEWOOD QB
 6-5 • 237 • Fr. • HS
 St. Augustine, Fla. (Bartram Trail)
 Liberal Arts

2018: Listed as the third quarterback ... Enrolled in January and participated in spring drills
HIGH SCHOOL: Led the Bartram Trail Bears to the Florida state Class 7A finals ... passed for 1,468 yards and 12 TD and rushed for 1,100 yards with 16 scores as a senior ... high school coach was Darrell Sutherland ... Elite 11 finalist ... Under Armour All-American Game ... ESPN, Rivals, 247Sports four star ... also a sprinter in track and field
PERSONAL: Birthday is April 17 ... son of Cierra Albanese ... has one brother, Dominick ... enrolled in the College of Liberal Arts

Player Bios



DEVIN #46
GUICE DB

5-8 • 164 • So. • 1L
Opelika, Ala. (Opelika)
Forestry and Wildlife Sciences

2018: Reserve cornerback ... saw first action of season vs. Alabama State ... two tackles vs. Liberty

2017: Reserve defensive back ... saw action in Ole Miss and Arkansas games, making a tackle against Ole Miss

2016: Did not see action ... walked on for 2016 season

HIGH SCHOOL: Recorded 49 solo tackles, two interceptions and nine PBU as a senior for Coach Brian Blackmon at Opelika High ... member of two Class 6A regional championship teams ... state champion in the high jump ... also played soccer ... Honor Roll student who earned the John Deere Scholarship ... involved in FCA, band and MANRRS

PERSONAL: Birthday is December 13 ... son of Nisa and Joseph Guice ... has one sister, Skye ... cousin Eric Brock played safety at Auburn ... studying in the School of Forestry and Wildlife Sciences

GUICE'S CAREER DEFENSIVE STATS

YEAR	G/GS	TT	UT	AT	TFL-YDS	QBS-YDS	FF/FR	PD	I/YDS
2017	2/0	1	0	1	0.0-0	0.0-0	0/0	0	0/0
2018	2/0	2	2	0	0.0-0	0.0-0	0/0	0	0/0
Total	4/0	3	2	1	0.0-0	0.0-0	0/0	0	0/0

GUICE'S CAREER GAME HIGH STATS

Tackles.....2 Liberty 11/17/18



BRODARIOUS #59
HAMM OL

6-5 • 325 • RFr. • RS
Griffin, Ga. (Spalding)
Liberal Arts

2018: Reserve along the offensive line

2017: Participated in football at Auburn for the first time during spring drills after a year away from the game undergoing cancer treatments ... enrolled at Auburn as a student in 2016 ... redshirted the 2017 season

HIGH SCHOOL: All-area lineman for Coach Nick Davis at Spalding High, leading the Jaguars to the playoffs ... second team Class 4A all-state as an offensive and defensive lineman ... Scout top 15 offensive guard prospect ... top 40 recruit in Georgia by Rivals, ESPN, 247 Sports ... MaxPreps All-America ... AJC Elite Junior Classic best lineman ... also a basketball letterman

PERSONAL: Birthday is January 27 ... son of Nicole Williams and Brockery Hamm ... has two sisters, Dymond and Rhiley and a brother, Avery ... cousin Chris Mayes plays for the NFL's Atlanta Falcons ... likes to dance ... studying in the College of Liberal Arts



MARQUEL #77
HARRELL OL

6-3 • 307 • Jr. • 2L
Atlanta, Ga. (Creekside)
Education

2018: Returning starter at left guard ... preseason: all-SEC 3rd team (SEC media/coaches)


2017: Offensive guard gaining a bigger role ... saw significant action at LSU with injuries to Mike Horton and Casey Dunn ... made first start at Arkansas ... also a starter vs. Georgia, ULM, Alabama and in the SEC championship and Peach Bowl

2016: Backup offensive guard ... saw first career action against Arkansas State ... played in four games ... SEC Academic Honor Roll

2015: Redshirted ... Academic Top Tiger and SEC first-year Academic Honor Roll

HIGH SCHOOL: Accomplished offensive line prospect with multiple skills ... first team Class 5A Region 6-B honoree for Coach Olten Downs ... Semper Fi All-American Bowl ... 2013 state champions ... Class 5A all-state ... Scout ranks him the No. 1 OG prospect in Georgia ... ESPN 300 ... among the top 35 players in Georgia by 247 Sports, ESPN, Rivals and Scout ... PrepStar all-South ... also threw the shot put and was a basketball letterman ... vice-president of National Honor Society; FCCLA, French Club

PERSONAL: Birthday is July 18 ... son of Nayesha and Melvin Harrell ... has five siblings: Mayona, Aerielle, Makayla, Marcus and Mondarius ... fluent in French ... studying in the College of Education



MICHAEL #30
HARRIS LB

6-3 • 219 • Fr. • HS
Tucker, Ga. (Tucker)
Human Sciences

2018: True freshman linebacker ... saw first career action against Alabama State, recording a tackle

HIGH SCHOOL: Explosive linebacker prospect who led the Tucker Tigers to the Class 6A state semifinals ... high school coach was Bryan Lamar ... first team all-state as a junior and Clayton News-Daily defensive player of year ... ESPN, Rivals, 247Sports four star ... 15th-ranked OLB nationally according to ESPN

PERSONAL: Birthday is March 17 ... son of Tanjela Miller and Michael Harris ... has eight siblings: Timothy, Alexis, Sydney, Tre, Trent, Triston, Johnathan and Bryanna ... studying in the College of Human Sciences

HARRIS' CAREER DEFENSIVE STATS

YEAR	G/GS	TT	UT	AT	TFL-YDS	QBS-YDS	FF/FR	PD	I/YDS
2018	2/0	2	1	1	0.0-0	0.0-0	0/0	0	0/0

HARRIS' CAREER GAME HIGH STATS

Tackles.....1 2x (last: Liberty) 11/17/18

Player Bios



WILL #33
HASTINGS WR
 5-10 • 166 • Sr. • 3L
 Little Rock, Ark. (Pulaski Academy)
 Business

2018: Veteran receiver recovering from spring ACL surgery ... underwent additional knee surgery in October ... will redshirt this year ... preseason: Senior Bowl watch list

2017: Veteran wide receiver ... 26 catches for season ... leading receiver against Georgia Southern, with 4 catches gaining 68 yards and a 19-yard TD ... 2 catches at Clemson ... 3 catches gained a team-best 71 yards against Mercer ... then-career best 46-yard reception from Stidham at Missouri ... 47-yard TD catch from Stidham vs. Mississippi State ... career-long 49-yard TD from Stidham was one of three receptions at LSU ... 22-yard reception at Arkansas ... 17-yard reception vs. ULM ... 20-yard catch vs. Alabama ... gained 117 yards on six receptions vs. UCF in Peach Bowl, with a 26-yard TD catch ... Burlsworth Trophy nominee

2016: Appeared in 11 games ... six of 11 catches during the season gained first downs ... three catches gaining 29 yards against Clemson, with two receptions on third down and one on fourth down ... first career score was a 29-yard TD grab vs. Arkansas State ... had three receptions vs. Texas A&M ... 27-yard catch at Alabama ... one reception in Sugar Bowl vs. Oklahoma

2015: Appeared in two games ... had one kickoff at LSU

HIGH SCHOOL: Tallied 2,040 receiving yards as a senior for Coach Kevin Kelley ... just the second receiver in state history to gain 2,000 yards in a season ... Bruins won the state title in 2011 and 2014 ... MaxPreps All-American ... AHSCA all-star game ... also played soccer ... honors graduate ... member of FCA and Green Club

PERSONAL: Birthday is July 30 ... son of Kim and Scott Hastings ... has one sibling, Lindsey ... grandfather played running back at Arkansas State ... studying in the College of Business

HASTINGS' CAREER RECEIVING STATS

YEAR	G/GS	NO	YDS	AVG	TD	LP/OPPONENT
2015	2/0	0	0	0.0	0	--
2016	11/0	11	98	8.9	1	29/Arkansas St
2017	14/1	26	525	20.2	4	49/LSU
2018	2/0	0	0	0.0	0	--
Total	29/1	37	623	16.8	5	49/LSU

HASTINGS' CAREER GAME HIGH STATS

Receptions	6	vs. UCF	1/1/18
Rec. Yards	117	vs. UCF	1/1/18
Rec. Long	49	at LSU	10/14/17
Rec. TDs	1	5x (last: vs. UCF)	1/1/18


HASTINGS' GAME-BY-GAME RECEIVING STATS

DATE	OPPONENT	REC	YDS	AVG	TD	TD YDS
9/3/16	CLEMSON	3	29	9.7	0	--
9/10/16	ARKANSAS STATE	2	34	17.0	1	29
9/17/16	TEXAS A&M	3	9	3.0	0	--
9/24/16	LSU	0	0	0.0	0	--
10/1/16	ULM	1	-4	-4.0	0	--
10/8/16	at Mississippi State			DID NOT PLAY		
10/22/16	ARKANSAS	0	0	0.0	0	--
10/29/16	at Ole Miss			DID NOT PLAY		
11/5/16	VANDERBILT	0	0	0.0	0	--
11/12/16	at Georgia	0	0	0.0	0	--
11/19/16	ALABAMA A&M	0	0	0.0	0	--
11/26/16	at Alabama	1	27	27.0	0	--
1/2/17	vs. Oklahoma (Sugar)	1	3	3.0	0	--

DATE	OPPONENT	REC	YDS	AVG	TD	TD YDS
9/2/17	GA SOUTHERN	4	68	17.0	1	19
9/9/17	at Clemson	2	12	6.0	0	--
9/16/17	MERCER	3	71	23.7	0	--
9/23/17	at Missouri	2	59	29.5	0	--

9/30/17	MISSISSIPPI STATE	1	47	47.0	1	47
10/7/17	OLE MISS	1	13	13.0	0	--
10/14/17	* at LSU	3	65	21.7	1	49
10/21/17	at Arkansas	1	22	22.0	0	--
11/4/17	at Texas A&M	1	14	14.0	0	--
11/11/17	GEORGIA	0	0	0.0	0	--
11/18/17	ULM	1	17	17.0	0	--
11/25/17	ALABAMA	1	20	20.0	0	--
12/2/17	vs. Georgia (SEC)	0	0	0.0	0	--
1/1/18	vs. UCF (Peach)	6	117	19.5	1	26

DATE	OPPONENT	REC	YDS	AVG	TD	TD YDS
9/1/18	vs. Washington			DID NOT PLAY		
9/8/18	ALABAMA STATE	0	0	0.0	0	--
9/15/18	LSU	0	0	0.0	0	--
9/22/18	ARKANSAS			DID NOT PLAY		
9/29/18	SOUTHERN MISS			DID NOT PLAY		
10/6/18	at Mississippi State			DID NOT PLAY		
10/13/18	TENNESSEE			DID NOT PLAY		
10/20/18	at Ole Miss			DID NOT PLAY		
11/3/18	TEXAS A&M			DID NOT PLAY		
11/10/18	at Georgia			DID NOT PLAY		
11/17/18	LIBERTY			DID NOT PLAY		
11/24/18	at Alabama			DID NOT PLAY		



MATTHEW #19
HILL WR
 6-1 • 184 • Fr. • HS
 Lawrenceville, Ga. (Brookwood)
 Education

2018: True freshman in the rotation at wide receiver ... fumble recovery and a 22-yard rush vs. Alabama State

HIGH SCHOOL: Explosive wide receiver who led the Brookwood Broncos to an 11-3 record and the Georgia state Class 7A final four ... also played strong safety for Coach Phillip Jones ... Under Armour All-American Game ... Atlanta Journal-Constitution Super 11 ... GSWA all-state and Gwinnett Daily Post offensive player of the year ... Rivals, 247Sports, ESPN four star ... Rivals No. 7 athlete nationally ... Scout No. 14 overall prospect in Georgia ... also a track and field letterman

PERSONAL: Birthday is March 11 ... raised by his grandmother Georgia Hill Thompson and his father Bobby Hill ... has four brothers - Chris, Myles, Preston and Alexander - and a sister, Egypt ... studying in the College of Education

HILL'S CAREER RUSHING STATS

YEAR	G/GS	NO	YDS	AVG	TD	LP/OPPONENT
2018	3/0	1	22	22.0	0	22/Alabama State

HILL'S CAREER GAME HIGH STATS

Rush Att	1	Alabama State	9/8/18
Rush Yards	22	Alabama State	9/8/18
Rush Long	22	Alabama State	9/8/18

Player Bios



MIKE #64
HORTON OL
 6-4 • 324 • Jr. • 2L
 Atlanta, Ga. (Lakeside)
 Engineering

2018: Starter at right guard ... played in all 12 games
2017: Started seven games at left guard this season ... missed the LSU and Arkansas games with injury ... SEC Academic Honor Roll and Academic Top Tiger
2016: Backup offensive lineman ... sixth offensive lineman in jumbo package ... saw first college action against Clemson ... played in 12 games
2015: Redshirted ... Academic Top Tiger and SEC first-year Academic Honor Roll
HIGH SCHOOL: Imposing offensive lineman for Coach Heath Hinton ... first team Class 6A all-region 2 ... Semper Fi All-American Bowl ... 247 Sports ranks him among 60 top prospects in Georgia ... No. 23 overall OG by ESPN ... No. 6 OG prospect in Georgia by Scout ... PrepStar all-South ... also a basketball and track and field letterman
PERSONAL: Birthday is October 7 ... son of Catherine Horton ... studying in the College of Engineering



NOAH #19
IGBINOGHENE WR/DB
 5-11 • 196 • So. • 1L
 Trussville, Ala. (Hewitt-Trussville)
 Science & Mathematics

2018: Starting cornerback after switching to defense in the spring ... 45 tackles, 11 PBU for season ... recorded five tackles, two PBU in the Washington opener ... five solo stops vs. LSU ... 96-yard kickoff return for TD against Arkansas ... also forced a Razorback fumble ... five tackles vs. Southern Miss and at Mississippi State ... five solo tackles, two PBU at Ole Miss ... fourth-quarter interception ignited late rally in Texas A&M win ... three solo tackles at Georgia ... seven tackles at Alabama ... SEC special teams player of week: Arkansas
2017: Speedy true freshman who contributes on returns ... first reception came against Georgia Southern ... 3 catches gained 24 yards vs. Mercer ... two kick returns of 26 and 23 yards vs. Mississippi State ... 70-yard kickoff return vs. Ole Miss ... 174 yards on six kick returns vs. UCF in Peach Bowl ... competed in track and field for Auburn, finishing seventh in the triple jump (15.24m) and 18th in the long jump (6.72m) at SEC indoor championships and 15th in the long jump (7.51m) at SEC outdoors ... Academic Top Tiger and SEC first-year academic honor roll
HIGH SCHOOL: Speedy wide receiver for Coach Josh Floyd and the Hewitt-Trussville Huskies ... had more than 1,700 all-purpose yards and 18 TD in 12 games his senior year ... all-USA Today Alabama first team ... ASWA Class 7A all-state first team ... Alabama-Mississippi All-Star Game ... top 60 wide receiver according to ESPN, 247 Sports and Rivals ... a top 25 receiver by Scout ... top 25 player from Alabama via ESPN, top 15 Alabama player as evaluated by 247 Sports, Scout and Rivals ... also ran track in high school
PERSONAL: Birthday is November 27 ... son of Faith and Festus Igbino Ghene ... parents were Olympic track athletes ... has two siblings, Michael and Hope ... studying in the College of Science and Mathematics

IGBINOGHENE'S CAREER DEFENSIVE STATS

YEAR	G/GS	TT	UT	AT	TFL-YDS	QBS-YDS	FF/FR	PD	I/YDS
2017	14/0	0	0	0	0.0-0	0.0-0	0/0	0	0/0
2018	12/8	45	34	11	1.5-1	0.0-0	1/0	12	1/0
Total	26/8	45	34	11	1.5-1	0.0-0	1/0	12	1/0

IGBINOGHENE'S CAREER RECEIVING STATS

YEAR	G/GS	NO	YDS	AVG	TD	LP/OPPONENT
2017	14/0	6	24	4.0	0	--

IGBINOGHENE'S CAREER GAME HIGH STATS

Tackles.....	7	at Alabama	11/24/18
TFL.....	1.5	at Mississippi State	10/6/18
PBU.....	3	Liberty	11/17/18
FF.....	1	Arkansas	9/22/18
INT.....	1	Texas A&M	11/3/18
Receptions.....	3	Mercer	9/16/17
Rec. Yards.....	24	Mercer	9/16/17
Rec. Long.....	14	Mercer	9/16/17
Rush Attempts.....	1	Ga Southern	9/2/17
Rush Yards.....	11	Ga Southern	9/2/17
Rush Long.....	11	Ga Southern	9/2/17
Kick Ret.....	6	vs. UCF	1/1/18
Kick Ret Yards.....	174	vs. UCF	1/1/18
Kick Ret Long.....	96	Arkansas [TD]	9/22/18

IGBINOGHENE'S GAME-BY-GAME DEFENSIVE STATS

DATE	OPPONENT	TT	UT	AT	PD	INT-YDS
9/1/18	* vs. Washington	5	3	2	2	0-0
9/8/18	* ALABAMA STATE	1	1	0	0	0-0
9/15/18	* LSU	5	5	0	1	0-0
9/22/18	ARKANSAS	2	1	1	0	0-0
9/29/18	SOUTHERN MISS	5	4	1	1	0-0
10/6/18	at Mississippi State	5	2	3	0	0-0
10/13/18	TENNESSEE	3	2	1	0	0-0
10/20/18	* at Ole Miss	5	5	0	2	0-0
11/3/18	* TEXAS A&M	3	2	1	0	1-0
11/10/18	* at Georgia	3	3	0	2	0-0
11/17/18	* LIBERTY	1	1	0	3	0-0
11/24/18	* at Alabama	7	5	2	0	0-0

IGBINOGHENE'S GAME-BY-GAME RECEIVING STATS

DATE	OPPONENT	REC	YDS	Avg.	TD	TD YDS
9/2/17	GA SOUTHERN	1	-1	-1.0	0	--
9/9/17	at Clemson	0	0	0.0	0	--
9/16/17	MERCER	3	24	8.0	0	--
9/23/17	at Missouri	1	-2	-2.0	0	--
9/30/17	MISSISSIPPI STATE	1	3	3.0	0	--
10/7/17	OLE MISS	0	0	0.0	0	--
10/14/17	at LSU	0	0	0.0	0	--
10/21/17	at Arkansas	0	0	0.0	0	--
11/4/17	at Texas A&M	0	0	0.0	0	--
11/11/17	GEORGIA	0	0	0.0	0	--
11/18/17	ULM	0	0	0.0	0	--
11/25/17	ALABAMA	0	0	0.0	0	--
12/2/17	vs. Georgia (SEC)	0	0	0.0	0	--
1/1/18	vs. UCF (Peach)	0	0	0.0	0	--

IGBINOGHENE'S GAME-BY-GAME RETURN STATS

DATE	OPPONENT	PR/YDS	TD	KR/YDS	TD
9/2/17	GA SOUTHERN	0/0	0	0/0	0
9/9/17	at Clemson	0/0	0	1/16	0
9/16/17	MERCER	0/0	0	0/0	0
9/23/17	at Missouri	0/0	0	1/21	0
9/30/17	MISSISSIPPI STATE	0/0	0	2/49	0
10/7/17	OLE MISS	0/0	0	2/87	0
10/14/17	at LSU	0/0	0	2/39	0
10/21/17	at Arkansas	0/0	0	1/29	0
11/4/17	at Texas A&M	0/0	0	2/38	0
11/11/17	GEORGIA	0/0	0	1/11	0
11/18/17	ULM	0/0	0	3/56	0
11/25/17	ALABAMA	0/0	0	2/31	0
12/2/17	vs. Georgia (SEC)	0/0	0	1/20	0
1/1/18	vs. UCF (Peach)	0/0	0	6/174	0

Player Bios

DATE	OPPONENT	PR/YDS	TD	KR/YDS	TD
9/1/18	* vs. Washington	0/0	0	1/18	0
9/8/18	* ALABAMA STATE	0/0	0	1/27	0
9/15/18	* LSU	0/0	0	0/0	0
9/22/18	ARKANSAS	0/0	0	1/96	1
9/29/18	SOUTHERN MISS	0/0	0	0/0	0
10/6/18	at Mississippi State	0/0	0	0/0	0
10/13/18	TENNESSEE	0/0	0	1/23	0
10/20/18	* at Ole Miss	0/0	0	1/39	0
11/3/18	* TEXAS A&M	0/0	0	1/8	0
11/10/18	* at Georgia	0/0	0	1/17	0
11/17/18	* LIBERTY	0/0	0	0/0	0
11/24/18	* at Alabama	0/0	0	3/65	0




JALIL IRVIN #50 OL
6-2 • 296 • Fr. • HS
Stone Mountain, Ga. (Stephenson)
Liberal Arts

2018: True freshman offensive lineman ... saw first game action vs. Alabama State

HIGH SCHOOL: Outstanding offensive line prospect who played for Coach Ron Gartrell at Stephenson High ... helped the Jaguars to an 8-4 record and the Georgia Class 6A state playoffs ... Offense-Defense All-American Bowl ... Rivals and 247Sports four star ... No. 5-rated center nationally according to ESPN ... Honor Roll student and Coca-Cola student-athlete of the year

PERSONAL: Birthday is June 26 ... son of Chantay Irvin ... family members Dior Mathis played at Oregon and Jason Croom played at Tennessee and for the Buffalo Bills ... studying in the College of Liberal Arts




ALEC JACKSON #92 DL
6-5 • 297 • RFr. • RS
Montgomery, Ala. (Jefferson Davis)
Liberal Arts

2018: Redshirt freshman defensive lineman ... saw first career action against Alabama State, recording three tackles and a TFL

2017: Has not yet seen any game action ... redshirted 2017 season ... Academic Top Tiger and SEC first-year academic honor roll

HIGH SCHOOL: Big-bodied defensive lineman for Coach Lee Carter and the Jefferson Davis Volunteers ... credited with six sacks, 60 tackles, nine TFL his senior season ... finished with 138 career tackles, 13.5 sacks, and three fumble recoveries ... Alabama-Mississippi All-Star Game ... all-USA Today Alabama first team ... ASWA Class 7A all-state second team ... top 75 defensive lineman according to 247 Sports and a top 50 defensive lineman by ESPN and Scout ... top 40 in-state defensive lineman by ESPN and 247 Sports ... top three Alabama defensive lineman by Scout ... also ran track ... Mu Alpha Theta mathematics honorary

PERSONAL: Birthday is December 8 ... son of Teresa Lee and Michael Jackson ... has three siblings, Adarius, Adrianna and DeAdra ... cousin of former Auburn quarterback Jeremy Johnson ... accomplished bowler ... studying in the College of Liberal Arts



SHEDRICK JACKSON #11 WR
6-0 • 204 • Fr. • HS
Hoover, Ala. (Hoover)
Business

2018: True freshman receiver who saw his first game action against Washington ... first start was against Arkansas ... Productive wide receiver who enrolled in January and took part in spring drills

HIGH SCHOOL: Helped Hoover Buccaneers win Alabama state Class 7A championship ... high school coach was Josh Niblett ... Alabama-Mississippi All-Star Game ... ESPN, Rivals, 247Sports three star

PERSONAL: Birthday is October 20 ... son of Laquesha Sanders ... enrolled in the College of Business

JACKSON'S CAREER RECEIVING STATS

YEAR	G/GS	NO	YDS	AVG	TD	LP/OPPONENT
2018	11/1	2	15	7.5	0	9/Georgia

JACKSON'S CAREER GAME HIGH STATS

Receptions	1	2x (last: Liberty)	11/17/18
Rec. Yards	9	at Georgia	11/10/18
Rec. Long	9	at Georgia	11/10/18

JACKSON'S GAME-BY-GAME RECEIVING STATS

DATE	OPPONENT	REC	YDS	Avg.	TD	TD YDS
9/1/18	vs. Washington	0	0	0.0	0	--
9/8/18	ALABAMA STATE	0	0	0.0	0	--
9/15/18	LSU	0	0	0.0	0	--
9/22/18	* ARKANSAS	0	0	0.0	0	--
9/29/18	SOUTHERN MISS	0	0	0.0	0	--
10/6/18	at Mississippi State	0	0	0.0	0	--
10/13/18	TENNESSEE	DID NOT PLAY				
10/20/18	at Ole Miss	0	0	0.0	0	--
11/3/18	TEXAS A&M	0	0	0.0	0	--
11/10/18	at Georgia	1	9	9.0	0	--
11/17/18	LIBERTY	1	6	6.0	0	--
11/24/18	at Alabama	0	0	0.0	0	--



RICHARD JIBUNOR #27 Buck
6-3 • 215 • Fr. • HS
Athens, Ga. (Athens Christian)
University College

2018: True freshman playing buck ... saw first game action against Washington ... 13-yard sack vs. Alabama State ... 13-yard sack and a forced fumble vs. Arkansas

HIGH SCHOOL: Defensive prospect who played on both sides of the football for Coach Chris Williams at Athens Christian High ... first team GSWA Class A all-state ... terrific athlete with great work habits ... ESPN, Rivals, 247Sports four star ... two-time state track champion in the 300m hurdles ... also a soccer and basketball letterman

PERSONAL: Native of Nigeria ... birthday is May 17 ... son of Alex and Victoria Jibunor ... has three siblings: Victor, Lynda and Emmanuel ... studying in the University College

Player Bios

JIBUNOR'S CAREER DEFENSIVE STATS

YEAR	G/GS	TT	UT	AT	TFL-YDS	QBS-YDS	FF/FR	PD	QBH	INT
2018	9/0	3	3	0	2.0-26	2.0-26	1/0	0	0	0

JIBUNOR'S CAREER GAME HIGH STATS

Tackles.....	1	3x (last: at Ole Miss)	10/20/18
TFL.....	1.0	2x (last: Arkansas)	9/22/18
Sacks.....	1.0	2x (last: Arkansas)	9/22/18
FF.....	1	Arkansas	9/22/18

JIBUNOR'S GAME-BY-GAME DEFENSIVE STATS

DATE	OPPONENT	TT	UT	AT	TFL-YDS	QBS-YDS
9/1/18	vs. Washington	0	0	0	0.0-0	0.0-0
9/8/18	ALABAMA STATE	1	1	0	1.0-13	1.0-13
9/15/18	LSU	0	0	0	0.0-0	0.0-0
9/22/18	ARKANSAS	1	1	0	1.0-13	1.0-13
9/29/18	SOUTHERN MISS	0	0	0	0.0-0	0.0-0
10/6/18	at Mississippi State	0	0	0	0.0-0	0.0-0
10/13/18	TENNESSEE	0	0	0	0.0-0	0.0-0
10/20/18	at Ole Miss	1	1	0	0.0-0	0.0-0
11/3/18	TEXAS A&M	0	0	0	0.0-0	0.0-0
11/10/18	at Georgia				DID NOT PLAY	
11/17/18	LIBERTY				DID NOT PLAY	
11/24/18	at Alabama				DID NOT PLAY	



JAUNTA'VIUS #62
JOHNSON DL
6-2 • 326 • Sr. • 1L
Lincoln, Ala. (Lincoln)
University College

2018: Reserve defensive tackle ... saw first action of season vs. Alabama State ... recorded a tackle vs. Liberty

2017: Backup defensive lineman ... saw action against Mississippi State

2016: Missed season due to injury

2015: Redshirted ... Academic Top Tiger

HIGH SCHOOL: Imposing defensive line prospect ... led Coach Brad Wallace's Golden Bears to the region championship ... Class 4A ASWA HM all-state ... ranked among the top 35 at his position by Rivals and Scout ... PrepStar all-South

PERSONAL: Birthday is October 23 ... son of Miesha Johnson and Johnny Carmichael ... has a sister, Makayla Johnson, and a brother, Kenneth Smith ... studying in the University College



CALEB #45
JOHNSON DL
6-2 • 260 • Fr. • HS
Columbus, Ga. (Northside)
Engineering

2018: True freshman defensive lineman ... saw first game action against Alabama State ... tackle against Liberty

HIGH SCHOOL: Productive talent who recorded 104 tackles, 16 TFL, eight sacks, two blocked kicks and three defensive touchdowns as a senior for Coach Morgan Ingram's Northside Patriots ... GSWA Class 4A state co-defensive player of the year ... Columbus Ledger-Enquirer All-Bi-City big school defensive player of the year ... first team all-state as a junior and senior ... Rivals, ESPN, 247Sports three star ... also a baseball letterman

PERSONAL: Birthday is October 11 ... son of Crystal Lee and Devin Johnson ... studying in the College of Engineering

JOHNSON'S CAREER DEFENSIVE STATS

YEAR	G/GS	TT	UT	AT	TFL-YDS	QBS-YDS	FF/FR	PD	QBH	INT
2018	2/0	2	1	1	0.0-0	0.0-0	0/0	0	0	0

JOHNSON'S CAREER GAME HIGH STATS

Tackles.....	1	x (last: Liberty)	11/17/18
--------------	---	-------------------	----------



HAROLD #29
JOINER RB
6-4 • 214 • Fr. • HS
Birmingham, Ala. (Mountain Brook)
Liberal Arts

2018: True freshman running back ... saw first action against Washington ... 2-yard TD run against Alabama State

HIGH SCHOOL: Versatile offensive threat from Birmingham's Mountain Brook High ... scored 16 touchdowns as a senior for Coach Chris Yeager ... U.S. Army All-American Bowl ... Alabama-Mississippi All-Star Game ... also a basketball letterman ... Rivals, 247Sports four star ... 247Sports' No. 4-ranked player in Alabama

PERSONAL: Birthday is May 12 ... son of Lynda Williams and Harold Joiner ... has two siblings, Kordale and King ... enjoys travel ... studying in the College of Liberal Arts

JOINER'S CAREER RUSHING STATS

YEAR	G/GS	NO	YDS	AVG	TD	LP/OPPONENT
2018	2/0	3	9	3.0	1	5/Alabama State

JOINER'S CAREER GAME HIGH STATS

Rush Attempts.....	3	Alabama St.	9/8/18
Rush Yards.....	9	Alabama St.	9/8/18
Rush Long.....	5	Alabama St.	9/8/18
Rush TD.....	1	Alabama St.	9/8/18

Player Bios



TRENT KELLEY #75 OL
6-5 • 298 • RFr. • RS
Phenix City, Ala. (Central)
Business

2018: Reserve walk-on offensive lineman ... saw first game action vs. Alabama State

2017: Joined the team as a walk-on ... redshirted during the 2017 season ... Academic Top Tiger and SEC first-year academic honor roll

HIGH SCHOOL: Veteran leader on the offensive line for Coach Jamey Dubose at Central High ... played both center and tackle for the Red Devils ... nominated for North-South All-Star Game ... National Honor Society ... most outstanding English student

PERSONAL: Birthday is May 25 ... son of Donnie and Kathy Kelley ... has a sister, Allie ... studying in the College of Business



KALEB KIM #54 OL
6-4 • 300 • Jr. • 2L
Buford, Ga. (Mill Creek)
Business

2018: Starter at center for first three games ... first start came in Washington opener ... returned to starting lineup vs. Texas A&M ... seven starts for season


2017: Backup center ... saw action in seven games

2016: Played in three games as a backup center ... saw first career action against Arkansas State

2015: Did not see any game action as a redshirt ... Academic Top Tiger

HIGH SCHOOL: Four-year starter on the offensive line for Coach Shannon Jarvis at Mill Creek High ... team captain who recorded more than 120 pancake blocks with an average grade of 89% ... Class 6A all-state as a junior and senior ... 2014 county lineman of the year ... all-county as a sophomore, junior and senior ... U.S. Army All-American Game ... Atlanta Journal-Constitution Super 11 ... Gwinnett Daily Post Super Six ... ranked No. 5 OL prospect by 247 Sports and Scout ... Georgia top 30 prospects by ESPN, Rivals, 247 Sports ... PrepStar top 200 ... also throws the shot put and discus ... honor student and active in FCA

PERSONAL: Son of John and Cindy Kim ... father played football at Gardner-Webb ... has one sister, Hanna ... birthday is July 31 ... studying in the College of Business



GRIFFIN KING #89 WR
5-10 • 179 • Sr. • 2L
Atlanta, Ga. (Marist School)
Business

2018: Veteran receiver ... 7-yard reception vs. Liberty

2017: Reserve receiver who plays on special teams ... forced a fumble vs. ULM

2016: Backup wide receiver ... played in five games primarily on special teams... had a special teams tackle vs. Alabama A&M

2015: Redshirted; did not see any game action ... Academic Top Tiger

HIGH SCHOOL: Named most valuable back as a senior for Coach Alan Chadwick at the Marist School ... Rising Seniors All-Star Game ... DeKalb Super Seven ... FSI camp MVP ... also a baseball and track letterman


PERSONAL: Birthday is February 15 ... son of Dan and Debra King ... has two siblings, Gray and Savannah ... brother Gray played receiver three seasons at Auburn (2013-15) ... small group leader at church in high school ... studying in the College of Business

KING'S CAREER RECEIVING STATS

YEAR	G/GS	NO	YDS	AVG	TD	LP/OPPONENT
2016	5/0	0	0	0.0	0	--
2017	12/0	1	0	0.0	0	--
2018	3/0	1	7	7.0	0	7/Liberty
Totals	20/0	2	7	7.0	0	7/Liberty

KING'S CAREER GAME HIGH STATS

Receptions	1	2x (last: Liberty)	11/17/18
Rec. Yards	7	Liberty	11/17/18
Rec. Long	7	Liberty	11/17/18
Punt Ret.	1	Alabama St.	9/8/18
Punt Ret. Yds.	0	Alabama St.	9/8/18



SAGE LEDBETTER #31 K/WR
6-0 • 182 • So. • 1L
Auburn, Ala. (Auburn)
Business

2018: Reserve kicker ... saw first action of season vs. Alabama State

2017: Saw first career action against ULM, kicking off in the fourth quarter ... SEC Academic Honor Roll and Academic Top Tiger

2016: Walk-on who has not yet seen action ... SEC first-year Academic Honor Roll

HIGH SCHOOL: Placekicker and punter for Coach Tim Carter at Auburn High ... kicked the longest field goal in Alabama high school history, a 61-yarder against Central High ... MaxPreps All-America ... active in Fellowship of Christian Athletes

PERSONAL: Birthday is August 30 ... son of Marty and Stefanie Ledbetter ... has two siblings, Si and Marlee, who is a Tiger Paw at Auburn ... studying in the College of Business

Player Bios



TRAIIVON LEONARD #14 DB
6-0 • 196 • So. • 1L
West Palm Beach, Fla. (Oxbridge Academy)
Science & Math

2018: Reserve cornerback ... saw action in two games
2017: True freshman reserve at cornerback ... tackle, PBU vs. Mercer ... two solo stops vs. Ole Miss

HIGH SCHOOL: Instinctive defensive back for Coach Brendan Kent at Oxbridge Academy ... had 10 career interceptions and 57 total tackles for the ThunderWolves ... first team all-county and second team all-state ... TCPalm Super 11 ... top 50 defensive back according to ESPN, top 100 via Scout, and top 125 by 247 Sports ... top 150 in Florida by ESPN, 247 Sports ... top 15 defensive back out of Florida by Scout ... also played basketball ... Pathfinder award

PERSONAL: Birthday is December 12 ... son of Barbara Wright and Angela Koch ... has seven siblings: Will, Robin, Angeline, Lane, Daiquon, Amaya and Mary ... enjoys hip-hop beats and video production ... studying in the College of Business

LEONARD'S CAREER DEFENSIVE STATS

YEAR	G/GS	TT	UT	AT	TFL-YDS	QBS-YDS	FF/FR	PD	I/YDS
2017	7/0	5	2	3	0.0-0	0.0-0	0/0	1	0/0
2018	2/0	0	0	0	0.0-0	0.0-0	0/0	0	0/0
Totals	9/0	5	2	3	0.0-0	0.0-0	0/0	1	0/0

LEONARD'S CAREER GAME HIGH STATS

Tackles2	Ole Miss	10/7/17
PBU1	Mercer	9/16/17



RUSS LOGAN #52 LB
5-11 • 183 • Fr. • HS
Eutaw, Ala. (Demopolis)
Architecture, Design and Construction

2018: Walk-on linebacker who joined the team in September
HIGH SCHOOL: Standout linebacker for Coach Brian Seymore at Demopolis High ... 105 tackles, 79 solo stops, two interceptions as a senior ... Class 5A second team all-state ... also a baseball letterman

PERSONAL: Birthday is April 19 ... son of Tony and Carrie Logan ... has one brother, Cal ... uncle Jim Logan was part of Troy's 1987 national championship team ... studying in the College of Architecture, Design and Construction




TAYSHAWN MANNING #56 OL
6-3 • 323 • RFr. • RS
Apopka, Fla. (Wekiva)
Business

2018: Listed as the backup at left guard ... saw first career action vs. Alabama State

2017: Big-bodied defensive tackle prospect who enrolled in January after taking cancer treatments ... did not see any game action while redshirting

HIGH SCHOOL: All-conference defender for Coach Kenard Lang at Wekiva High ... 2015 Florida Class 8A first team all-state ... Central Florida All-Star Game invite ... 247 Sports and ESPN top 75 defensive tackle ... also throws the shot put and discus

PERSONAL: Birthday is May 23 ... son of Nakia and Curtis Manning ... mother played basketball and father played football at Marshall ... has one sister, Eboni ... studying in the College of Business



JOSH MARSH #36 LB
6-2 • 217 • Fr. • HS
Decatur, Ala. (Decatur)
Liberal Arts

2018: True freshman linebacker ... saw first career action against Alabama State, forcing a fumble and recording a tackle ... speedy linebacker prospect who enrolled in January

HIGH SCHOOL: Athletic defender with great production ... finished his career among the top 10 all-time in the state of Alabama in single-season and career tackles ... high school coach was Jere Adcock ... led the state as a junior with 206 tackles ... first team all-state as a junior and senior ... nominated for Alabama-Mississippi All-Star Game ... ESPN, Rivals, 247Sports three star ... also a track and field letterman ... National Honor Society

PERSONAL: Birthday is September 16 ... son of Bene' and IV Marsh ... father played football at North Alabama ... has a brother, Garret, and a sister, Ella ... active in mission work ... enrolled in the College of Liberal Arts

MARSH'S CAREER DEFENSIVE STATS

YEAR	G/GS	TT	UT	AT	TFL-YDS	QBS-YDS	FF/FR	PD	I/YDS
2018	1/0	1	1	0	0.0-0	0.0-0	1/0	0	0/0

MARSH'S CAREER GAME HIGH STATS

Tackles1	Alabama St.	9/8/18
FF1	Alabama St.	9/8/18

Player Bios



KAM #9
MARTIN RB
 5-10 • 193 • Jr. • 2L
 Port Arthur, Texas (Memorial)
 Business

2018: Has been a starter at tailback ... 400 yards rushing on 92 carries for season ... 1,170 career yards ... rushed for 80 yards on 22 carries vs. Washington ... 40 yards rushing with a 4-yard TD run in limited action vs. Alabama State ... 90 yards on 24 carries vs. Southern Miss ... 116 yards on 17 carries against Liberty ... preseason: all-SEC 4th team (Phil Steele)

2017: Reserve tailback ... 773 career rushing yards, 5 rushing TD, 1 receiving TD ... 2 career 100-yard games ... 136 yards rushing against Georgia Southern, with a 36-yard touchdown run ... gained 74 yards at Missouri, with a long run of 47 ... 50 yards on 9 carries vs. Ole Miss ... 13 carries gained 46 yards at Texas A&M ... 83 yards on 12 carries vs. ULM, with 1-yard rushing score and 41-yard TD catch ... Preseason: Earl Campbell Tyler Rose watch list

2016: True freshman running back who also contributed on kick returns ... appeared in 10 games ... saw first career action against Arkansas State, 15 yards rushing and a 10-yard reception ... gained 41 yards on 10 carries vs. ULM ... 51-yard touchdown run against Arkansas; rushed for 80 yards vs. the Razorbacks ... 176 yards rushing in the second half vs. Alabama A&M, with two TD ... performance against AAMU was the second best second-half rushing total in Auburn history ... 176 yards rushing was the fifth-best game for a freshman in Auburn history ... 10th different player to rush for 100 or more yards under Malzahn as Auburn head coach

HIGH SCHOOL: Consensus national top 300 prospect, versatile all-purpose athlete from Memorial High School ... four-year starter for Coach Kenny Harrison ... USA Football U19 national team for 2016 International Bowl in Arlington, Texas ... 2015 Dave Campbell Texas Football Super Team ... amassed more than 3,500 combined rushing and receiving yards and 44 TDs in prep career ... 962 rushing yards and six touchdowns on 143 carries, and 10 receptions for 133 yards as senior ... 2015 first-team all-District 21-6A ... 903 yards, 17 TD junior season; 1,060 yards, 16 TD (sophomore); 319 yards, 4 TD (freshman) ... anchor on 4x200-meter relay team that set national record with time of 1:23.84 at district meet, and later captured 2015 Class 6A state title in event ... ranked among top 25 prospects in Texas by Scout, Lone Star, Dave Campbell and the top-rated running back ... member of the A-B Honor Roll

PERSONAL: Birthday is August 5 ... son of Marion Harris and Howard Harris ... has a sister, Harlee ... cousin Jamaal Charles plays for the Denver Broncos ... active in his church ... studying in the College of Business

MARTIN'S CAREER RUSHING STATS

YEAR	G/GS	NO	YDS	AVG	TD	LP/OPPONENT
2016	10/0	44	320	7.3	3	51/Arkansas
2017	14/0	74	453	6.1	2	61/Ga Southern
2018	10/5	92	400	4.3	1	20/Liberty
Total	34/5	210	1173	5.6	6	61/Ga. Southern

MARTIN'S CAREER RECEIVING STATS

YEAR	G/GS	NO	YDS	AVG	TD	LP/OPPONENT
2016	10/0	2	52	26.0	0	42/Mississippi State
2017	14/0	3	56	18.7	1	41/ULM
2018	10/5	10	64	6.4	0	17/Southern Miss
Total	34/5	15	172	11.5	1	42/Mississippi State

MARTIN'S CAREER GAME HIGH STATS

Rush Attempts ...	24	Southern Miss	9/29/18
Rush Yards	176	Alabama A&M	11/19/16
Rush Long	61	Ga Southern	9/2/17
Rush TD	2	Alabama A&M	11/19/16
Receptions	5	Washington	9/1/18
Rec. Yards	42	at Mississippi State	10/8/16
Rec. Long	42	at Mississippi State	10/8/16
Rec. TD	1	ULM	11/18/17

MARTIN'S GAME-BY-GAME RUSHING STATS

DATE	OPPONENT	ATT	YDS	Avg.	TD	TD YDS
9/3/16	CLEMSON					DID NOT PLAY
9/10/16	ARKANSAS STATE	4	15	3.8	0	--
9/17/16	TEXAS A&M	0	0	0.0	0	--
9/24/16	LSU	0	0	0.0	0	--
10/1/16	ULM	10	41	4.1	0	--
10/8/16	at Mississippi State	2	8	4.0	0	--
10/22/16	ARKANSAS	7	80	11.4	1	51
10/29/16	at Ole Miss	0	0	0.0	0	--
11/5/16	VANDERBILT	0	0	0.0	0	--
11/12/16	at Georgia	0	0	0.0	0	--
11/19/16	ALABAMA A&M	21	176	8.4	2	18,17
11/26/16	at Alabama					DID NOT PLAY
1/2/17	vs. Oklahoma (Sugar)					DID NOT PLAY

DATE	OPPONENT	ATT	YDS	Avg.	TD	TD YDS
9/2/17	GA SOUTHERN	14	136	9.7	1	36
9/9/17	at Clemson	0	0	0.0	0	--
9/16/17	MERCER	0	0	0.0	0	--
9/23/17	at Missouri	9	74	8.2	0	--
9/30/17	MISSISSIPPI STATE	0	0	0.0	0	--
10/7/17	OLE MISS	9	50	5.5	0	--
10/14/17	at LSU	0	0	0.0	0	--
10/21/17	at Arkansas	1	4	4.0	0	--
11/4/17	at Texas A&M	13	46	3.5	0	--
11/11/17	GEORGIA	2	7	3.5	0	--
11/18/17	ULM	12	83	6.9	1	1
11/25/17	ALABAMA	4	9	2.3	0	--
12/2/17	vs. Georgia (SEC)	4	20	5.0	0	--
1/1/18	vs. UCF (Peach)	6	24	4.0	0	--

DATE	OPPONENT	ATT	YDS	Avg.	TD	TD YDS
9/1/18	* vs. Washington	22	80	3.6	0	--
9/8/18	* ALABAMA STATE	7	40	5.7	1	4
9/15/18	LSU	2	4	2.0	0	--
9/22/18	* ARKANSAS	8	39	4.9	0	--
9/29/18	SOUTHERN MISS	24	90	3.8	0	--
10/6/18	* at Mississippi State	4	-2	-0.5	0	--
10/13/18	TENNESSEE	2	3	1.5	0	--
10/20/18	at Ole Miss	4	18	4.5	0	--
11/3/18	TEXAS A&M					DID NOT PLAY
11/10/18	at Georgia					DID NOT PLAY
11/17/18	* LIBERTY	17	116	6.8	0	--
11/24/18	at Alabama	2	12	6.0	0	--


MARTIN'S GAME-BY-GAME RECEIVING STATS

DATE	OPPONENT	REC	YDS	Avg.	TD	TD YDS
9/3/16	CLEMSON					DID NOT PLAY
9/10/16	ARKANSAS STATE	1	10	10.0	0	--
9/17/16	TEXAS A&M	0	0	0.0	0	--
9/24/16	LSU	0	0	0.0	0	--
10/1/16	ULM	0	0	0.0	0	--
10/8/16	at Mississippi State	1	42	42.0	0	--
10/22/16	ARKANSAS	0	0	0.0	0	--
10/29/16	at Ole Miss	0	0	0.0	0	--
11/5/16	VANDERBILT	0	0	0.0	0	--
11/12/16	at Georgia	0	0	0.0	0	--
11/19/16	ALABAMA A&M	0	0	0.0	0	--
11/26/16	at Alabama					DID NOT PLAY
1/2/17	vs. Oklahoma (Sugar)					DID NOT PLAY

DATE	OPPONENT	REC	YDS	Avg.	TD	TD YDS
9/2/17	GA SOUTHERN	1	10	10.0	0	--
9/9/17	at Clemson	1	5	5.0	0	--
9/16/17	MERCER	0	0	0.0	0	--
9/23/17	at Missouri	0	0	0.0	0	--
9/30/17	MISSISSIPPI STATE	0	0	0.0	0	--
10/7/17	OLE MISS	0	0	0.0	0	--
10/14/17	at LSU	0	0	0.0	0	--
10/21/17	at Arkansas	0	0	0.0	0	--
11/4/17	at Texas A&M	0	0	0.0	0	--
11/11/17	GEORGIA	0	0	0.0	0	--
11/18/17	ULM	1	41	41.0	1	41
11/25/17	ALABAMA	0	0	0.0	0	--
12/2/17	vs. Georgia (SEC)	0	0	0.0	0	--
1/1/18	vs. UCF (Peach)	0	0	0.0	0	--

Player Bios

DATE	OPPONENT	REC	YDS	Avg.	TD	TD YDS
9/1/18	* vs. Washington	5	32	6.4	0	--
9/8/18	* ALABAMA STATE	1	15	15.0	0	--
9/15/18	LSU	0	0	0.0	0	--
9/22/18	* ARKANSAS	2	0	0.0	0	--
9/29/18	SOUTHERN MISS	1	17	17.0	0	--
10/6/18	* at Mississippi State	0	0	0.0	0	--
10/13/18	TENNESSEE	1	0	0.0	0	--
10/20/18	at Ole Miss	0	0	0.0	0	--
11/3/18	TEXAS A&M		DID NOT PLAY			
11/10/18	at Georgia		DID NOT PLAY			
11/17/18	* LIBERTY	0	0	0.0	0	--
11/24/18	at Alabama	0	0	0.0	0	--



RICHARD #51
McBRYDE LB
6-1 • 232 • Jr. • 2L
Troy, Ala. (Charles Henderson)
University College

2018: Out for the season with a neck injury suffered in preseason camp
2017: Backup at sam linebacker ... four tackles, TFL at Missouri ... two tackles vs. ULM ... two tackles in SEC championship
2016: Reserve linebacker and special teams performer ... saw first career action against Arkansas State ... had two tackles against Arkansas ... PBU against Alabama A&M
2015: Redshirted; did not see any game action ... Academic Top Tiger
HIGH SCHOOL: Competitive defensive force for Coach Brad McCoy at Charles Henderson High ... recorded 147 tackles (74 solo, 18 TFL), seven sacks, two PBU, a FG block and a fumble recovery ... Under Armour All-America Game ... Alabama-Mississippi All-Star Game ... USA Today Alabama defensive player of the year ... 2013 ASWA Lineman of the Year and 2014 finalist ... AL.com A-List ... ESPN, 247 Sports and Scout list him among top five prospects in Alabama ... top 20 among OLB by Rivals, ESPN, 247 Sports and Scout ... PrepStar top 100 ... also played basketball, baseball and track ... National Physical Fitness Award
PERSONAL: Son of Brenessa Banks and stepfather Wayne Rodgers ... has two brothers, Nicholas and Meldrick, and three sisters, Albrenica, Courtney and Ashley ... birthday is September 4 ... studying in the University College ... received his bachelor's degree in August, 2018

MCBRYDE'S CAREER DEFENSIVE STATS

YEAR	G/GS	TT	UT	AT	TFL-YDS	QBS-YDS	FF/FR	PD	I/YDS
2016	10/0	2	2	0	0.0-0	0.0-0	0/0	1	0/0
2017	14/0	13	12	1	2.0-2	0.0-0	0/0	0	0/0
Total	24/0	15	14	1	2.0-2	0.0-0	0/0	1	0/0

MCBRYDE'S CAREER GAME HIGH STATS

Tackles.....4 at Missouri 9/23/17
 TFL.....1.0 2x (last: at LSU) 10/14/17
 PBU.....1 Alabama A&M 11/19/16

MCBRYDE'S GAME-BY-GAME DEFENSIVE STATS

DATE	OPPONENT	TT	UT	AT	TFL-YDS	QBS-YDS
9/2/17	GA SOUTHERN	0	0	0	0.0-0	0.0-0
9/9/17	at Clemson	0	0	0	0.0-0	0.0-0
9/16/17	MERCER	0	0	0	0.0-0	0.0-0
9/23/17	at Missouri	4	4	0	1.0-1	0.0-0
9/30/17	MISSISSIPPI STATE	1	1	0	0.0-0	0.0-0
10/7/17	OLE MISS	1	1	0	0.0-0	0.0-0
10/14/17	at LSU	1	1	0	1.0-1	0.0-0
10/21/17	at Arkansas	1	1	0	0.0-0	0.0-0
11/4/17	at Texas A&M	0	0	0	0.0-0	0.0-0
11/11/17	GEORGIA	0	0	0	0.0-0	0.0-0
11/18/17	ULM	2	2	0	0.0-0	0.0-0
11/25/17	ALABAMA	0	0	0	0.0-0	0.0-0
12/2/17	vs. Georgia (SEC)	2	1	1	0.0-0	0.0-0
1/1/18	vs. UCF (Peach)	1	1	0	0.0-0	0.0-0



MARQUIS #17
McCLAIN WR
6-2 • 217 • So. • 1L
Crestview, Fla. (Crestview)
Business


2018: Reserve wide receiver ... played in very game
2017: Redshirt freshman receiver ... first reception was 37 yards from Malik Willis vs. Georgia ... 10-yard catch vs. UCF in Peach Bowl
2016: Redshirted
HIGH SCHOOL: Speedy wide receiver with exceptional hands ... all-Panhandle performer for Coach Tim Hatten at Crestview High ... NWF Daily News Dandy Dozen ... helped the Bulldogs to a district title in basketball ... top 75 receiver by Scout, Rivals, 247 Sports ... also a track letterman in sprints and jumps
PERSONAL: Birthday is September 3 ... son of Ann McClain and Eddie McClain ... parents were both collegiate athletes ... has four brothers, Malik, Tekari, Thomas and Eddie ... studying in the College of Business

MCCLAIN'S CAREER RECEIVING STATS

YEAR	G/GS	NO	YDS	AVG	TD	LP/OPPONENT
2017	14/0	2	47	23.5	0	37/Georgia
2018	12/0	0	0	0.0	0	--
Total	26/0	2	47	23.5	0	37/Georgia

MCCLAIN'S CAREER GAME HIGH STATS

Receptions.....1 2x (last: vs. UCF) 11/1/18
 Rec. Yards.....37 Georgia 11/11/17
 Rec. Long.....37 Georgia 11/11/17



ZAKOBY #28
McCLAIN LB
6-0 • 205 • Fr. • HS
Valdosta, Ga. (Valdosta)
Business

2018: True freshman linebacker ... saw first career action against Washington ... first career tackle came vs. Alabama State ... recorded three solo tackles against Liberty
HIGH SCHOOL: Physical linebacker prospect ... high school coach at Valdosta High was Alan Rodemaker ... 123 tackles, 20 TFL as a junior, leading the Wildcats to a state title ... nominated for U.S. Army All-American Bowl ... ESPN, Rivals, 247Sports four star ... ranked No. 12 outside linebacker nationally by ESPN
PERSONAL: Birthday is March 7 ... son of Willie McClain and Pretina Brown ... has two sisters, Dadijah and Teona, and a brother, Willie ... studying in the College of Business

MCCLAIN'S CAREER DEFENSIVE STATS

YEAR	G/GS	TT	UT	AT	TFL-YDS	QBS-YDS	FF/FR	PD	I/YDS
2018	12/0	4	3	1	0.0-0	0.0-0	0/0	1	0/0

MCCLAIN'S CAREER GAME HIGH STATS

Tackles.....3 Liberty 11/17/18
 PBU.....1 Liberty 11/17/18

Player Bios

MCCLAIN'S GAME-BY-GAME DEFENSIVE STATS

DATE	OPPONENT	TT	UT	AT	TFL-Yds	PD
9/1/18	vs. Washington	0	0	0	0.0-0	0
9/8/18	ALABAMA STATE	1	0	1	0.0-0	0
9/15/18	LSU	0	0	0	0.0-0	0
9/22/18	ARKANSAS	0	0	0	0.0-0	0
9/29/18	SOUTHERN MISS	0	0	0	0.0-0	0
10/6/18	at Mississippi State	0	0	0	0.0-0	0
10/13/18	TENNESSEE	0	0	0	0.0-0	0
10/20/18	at Ole Miss	0	0	0	0.0-0	0
11/3/18	TEXAS A&M	0	0	0	0.0-0	0
11/10/18	at Georgia	0	0	0	0.0-0	0
11/17/18	LIBERTY	3	3	0	0.0-0	1
11/24/18	at Alabama	0	0	0	0.0-0	0



ROGER #17
McCREARY DB
 6-0 • 179 • Fr. • HS
 Mobile, Ala. (Williamson)
 Engineering

2018: True freshman cornerback ... first game action was vs. Alabama State ... two tackles vs. Arkansas

HIGH SCHOOL: Versatile cornerback prospect with unlimited production ... eight interceptions and more than 100 tackles as a senior for Coach Dedrick Sumpter at Williamson High ... also had more than 2,100 offensive yards ... first team Class 5A all-state ... Rivals, 247Sports three star ... Optimist Club player of the year ... also a basketball and track letterman

PERSONAL: Birthday is February 10 ... son of Felicia James ... has one sister, Tadaisha ... his uncle Angelo James played for the Philadelphia Eagles ... studying in the College of Engineering

MCCREARY'S CAREER DEFENSIVE STATS


YEAR	G/GS	TT	UT	AT	TFL-YDS	QBS-YDS	FF/FR	PD	I/YDS
2018	6/0	5	2	3	0.0-0	0.0-0	0/0	1	0/0

MCCREARY'S CAREER GAME HIGH STATS

Tackles2 Arkansas 9/22/18

MCCREARY'S GAME-BY-GAME DEFENSIVE STATS

DATE	OPPONENT	TT	UT	AT	PD	INT-YDS
9/1/18	vs. Washington					DID NOT PLAY
9/8/18	ALABAMA STATE	0	0	0	0	0-0
9/15/18	LSU					DID NOT PLAY
9/22/18	ARKANSAS	2	1	1	0	0-0
9/29/18	SOUTHERN MISS					DID NOT PLAY
10/6/18	at Mississippi State					DID NOT PLAY
10/13/18	TENNESSEE	1	0	1	0	0-0
10/20/18	at Ole Miss	1	0	1	1	0-0
11/3/18	TEXAS A&M					DID NOT PLAY
11/10/18	at Georgia					DID NOT PLAY
11/17/18	LIBERTY	0	0	0	0	0-0
11/24/18	at Alabama	1	0	1	0	0-0




JACKSON #84
McFADDEN WR
 6-1 • 175 • Fr. • HS
 Nashville, Tenn. (Montgomery Bell Academy)
 Business

2018: Walk-on receiver who joined the team in January

HIGH SCHOOL: Team captain for Coach Marty Euerard at Montgomery Bell Academy ... had 34 catches for 404 yards and six TD as a senior ... Big Red were state champions once and state runners-up three times during his career ... also a member of the state runner-up team in soccer ... Honor Council, Fellowship of Christian Athletes, Service Club

PERSONAL: Birthday is February 28 ... son of Laura McFadden and Pat McFadden ... has two siblings, Will and Blair ... father played tennis at Ole Miss ... member of the Reformed Student Fellowship at Auburn ... studying in the College of Business



RYAN #61
MENEELY OL
 6-2 • 303 • Sr. • 1L
 McDonough, Ga. (Eagle's Landing Christian)
 Business

2018: Backup offensive lineman ... saw first action of season vs. Alabama State

2017: Did not see any game action ... SEC Academic Honor Roll and Academic Top Tiger

2016: Played in two games ... saw first action against ULM ... SEC Academic Honor Roll

2015: Did not see any game action ... Academic Top Tiger and SEC first-year Academic Honor Roll

HIGH SCHOOL: All-state and all-region lineman at Eagle's Landing Christian Academy ... three-year starter for Coach Jonathan Gess ... Chargers were 2012 state champions ... high school teammate of Auburn players Andrew Williams, Josh Shockley and Ben Hood ... also threw the shot put ... honors English

PERSONAL: Birthday is November 26 ... son of Mary and Rob Meneely ... has one brother, Michael ... active in FCA ... studying in the College of Business

Player Bios



COYNIS #8
MILLER JR. DL
 6-2 • 305 • Fr. • HS
 Decatur, Ala. (Jackson-Olin)
 Education

2018: True freshman defensive lineman ... saw first game action against Alabama State, recording a tackle ... TFL in Texas A&M win

HIGH SCHOOL: Imposing defensive tackle prospect from Jackson-Olin High in Birmingham ... high school coach was Tim Vakakes ... Under Armour All-American Game ... Alabama-Mississippi All-Star Game ... Rivals, 247Sports, ESPN four star ... No. 12 defensive tackle nationally by Rivals, No. 13 by 247Sports, No. 14 by ESPN ... also played basketball

PERSONAL: Birthday is October 14 ... son of Versie Cunningham ... has four siblings: Javarry, Jarious, Kasey and Shontae ... studying in the College of Education

MILLER'S CAREER DEFENSIVE STATS


YEAR	G/GS	TT	UT	AT	TFL-YDS	QBS-YDS	FF/FR	PD	QBH	INT
2018	8/0	5	2	3	1.0-2	0.0-0	0/0	0	0	0

MILLER'S CAREER GAME HIGH STATS

Tackles.....	1	5x (last: at Alabama)	11/24/18
TFL.....	1.0	Texas A&M	11/3/18

MILLER'S GAME-BY-GAME DEFENSIVE STATS

DATE	OPPONENT	TT	UT	AT	TFL-YDS	QBS-YDS
9/1/18	vs. Washington				DID NOT PLAY	
9/8/18	ALABAMA STATE	1	0	1	0.0-0	0.0-0
9/15/18	LSU				DID NOT PLAY	
9/22/18	ARKANSAS	0	0	0	0.0-0	0.0-0
9/29/18	SOUTHERN MISS				DID NOT PLAY	
10/6/18	at Mississippi State				DID NOT PLAY	
10/13/18	TENNESSEE	1	0	1	0.0-0	0.0-0
10/20/18	at Ole Miss	0	0	0	0.0-0	0.0-0
11/3/18	TEXAS A&M	1	1	0	1.0-2	0.0-0
11/10/18	at Georgia	1	0	1	0.0-0	0.0-0
11/17/18	LIBERTY	0	0	0	0.0-0	0.0-0
11/24/18	at Alabama	1	1	0	0.0-0	0.0-0



MALIK #32
MILLER RB
 5-11 • 216 • So. • 1L
 Huntsville, Ala. (Madison Academy)
 Education

2018: Reserve tailback with four scores for the season ... 14-yard TD run vs. Alabama State ... six receptions for 57 yards and 32 yards rushing vs. Tennessee ... scored two rushing touchdowns at Ole Miss in the red zone ... starter vs. Texas A&M with a 16-yard reception ... 23-yard touchdown reception from Ryan Davis at Alabama

2017: Reserve tailback ... 40 yards rushing at Missouri ... 17 yards on 3 carries vs. Mississippi State ... 8 carries gained 21 yards vs. Ole Miss ... 22 yards rushing at Arkansas ... recovered a blocked punt for a touchdown at Texas A&M ... 1-yard TD run vs ULM

2016: Played in three games before suffering injury ... first career action came against Arkansas State, gaining 24 yards on seven carries ... 45 yards rushing with a 4-yard TD against ULM ... suffered season-ending injury against ULM

HIGH SCHOOL: Powerful running back with great downhill speed ... all-state running back for Coach Eric CoHu, helping the Mustangs to three consecutive state

titles ... 713 yards rushing, 15 TD in eight games as a senior ... second team 3A all-state ... U.S. Army All-American Bowl nominee ... ranked among top 15 prospects in Alabama by Rivals, ESPN, 247 Sports ... also a basketball letterman

PERSONAL: Son of Lemeco and Shattera Miller ... has one sibling, Meco ... birthday is November 1 ... studying in the College of Education

MILLER'S CAREER RUSHING STATS

YEAR	G/GS	NO	YDS	AVG	TD	LP/OPPONENT
2016	3/0	16	69	4.3	1	14/ULM
2017	12/0	34	135	4.0	1	9/Missouri
2018	9/1	17	64	3.8	3	17/Tennessee
Total	24/1	67	268	4.0	5	17/Tennessee

MILLER'S CAREER RECEIVING STATS

YEAR	G/GS	NO	YDS	AVG	TD	LP/OPPONENT
2016	3/0	0	0	0.0	0	--
2017	12/0	3	24	8.0	0	11/Georgia
2018	9/1	13	144	11.1	1	30/Southern Miss
Total	25/0	2	47	23.5	0	37/Georgia

MILLER'S CAREER GAME HIGH STATS

Rush Attempts.....	9	2x (last: at Missouri)	9/23/17
Rush Yards.....	45	ULM	10/1/16
Rush Long.....	17	Tennessee	10/13/18
Rush TD.....	2	at Ole Miss	10/20/18
Receptions.....	6	Tennessee	10/13/18
Rec. Yards.....	57	Tennessee	10/13/18
Rec. Long.....	30	Southern Miss	9/29/18
Rec. TD.....	1	at Alabama	11/24/18

MILLER'S GAME-BY-GAME RUSHING STATS

DATE	OPPONENT	ATT	YDS	Avg.	TD	TD YDS
9/3/16	CLEMSON				DID NOT PLAY	
9/10/16	ARKANSAS STATE	7	24	3.4	0	--
9/17/16	TEXAS A&M				DID NOT PLAY	
9/24/16	LSU	0	0	0.0	0	--
10/1/16	ULM	9	45	5.0	1	4
10/8/16	at Mississippi State				DID NOT PLAY	
10/22/16	ARKANSAS				DID NOT PLAY	
10/29/16	at Ole Miss				DID NOT PLAY	
11/5/16	VANDERBILT				DID NOT PLAY	
11/12/16	at Georgia				DID NOT PLAY	
11/19/16	ALABAMA A&M				DID NOT PLAY	
11/26/16	at Alabama				DID NOT PLAY	
1/2/17	vs. Oklahoma (Sugar)				DID NOT PLAY	

DATE	OPPONENT	ATT	YDS	Avg.	TD	TD YDS
9/2/17	GA SOUTHERN	3	15	5.0	0	--
9/9/17	at Clemson	1	0	0.0	0	--
9/16/17	MERCER	0	0	0.0	0	--
9/23/17	at Missouri	9	40	4.4	0	--
9/30/17	MISSISSIPPI STATE	3	17	5.7	0	--
10/7/17	OLE MISS	8	21	2.6	0	--
10/14/17	at LSU	0	0	0.0	0	--
10/21/17	at Arkansas	5	22	4.4	0	--
11/4/17	at Texas A&M	0	0	0.0	0	--
11/11/17	GEORGIA				DID NOT PLAY	
11/18/17	ULM	4	14	3.5	1	1
11/25/17	ALABAMA	0	0	0.0	0	--
12/2/17	vs. Georgia (SEC)	2	6	3.0	0	--
1/1/18	vs. UCF (Peach)				DID NOT PLAY	

DATE	OPPONENT	ATT	YDS	Avg.	TD	TD YDS
9/1/18	vs. Washington				DID NOT PLAY	
9/8/18	ALABAMA STATE	1	14	14.0	1	14
9/15/18	LSU				DID NOT PLAY	
9/22/18	ARKANSAS				DID NOT PLAY	
9/29/18	SOUTHERN MISS	0	0	0.0	0	--
10/6/18	at Mississippi State	0	0	0.0	0	--
10/13/18	TENNESSEE	6	32	5.3	0	--
10/20/18	at Ole Miss	6	11	1.8	2	1,2
11/3/18	* TEXAS A&M	2	2	1.0	0	--
11/10/18	at Georgia	0	0	0.0	0	--
11/17/18	LIBERTY	2	5	2.5	0	--
11/24/18	at Alabama	0	0	0.0	0	--


Player Bios

MILLER'S GAME-BY-GAME RECEIVING STATS

DATE	OPPONENT	REC	YDS	Avg.	TD	TD YDS
9/2/17	GA SOUTHERN	0	0	0.0	0	--
9/9/17	at Clemson	0	0	0.0	0	--
9/16/17	MERCER	0	0	0.0	0	--
9/23/17	at Missouri	1	3	3.0	0	--
9/30/17	MISSISSIPPI STATE	0	0	0.0	0	--
10/7/17	OLE MISS	0	0	0.0	0	--
10/14/17	at LSU	0	0	0.0	0	--
10/21/17	at Arkansas	0	0	0.0	0	--
11/4/17	at Texas A&M	0	0	0.0	0	--
11/11/17	GEORGIA	DID NOT PLAY				
11/18/17	ULM	1	10	10.0	0	--
11/25/17	ALABAMA	0	0	0.0	0	--
12/2/17	vs. Georgia (SEC)	1	11	11.0	0	--
1/1/18	vs. UCF (Peach)	DID NOT PLAY				

DATE	OPPONENT	REC	YDS	Avg.	TD	TD YDS
9/1/18	vs. Washington	DID NOT PLAY				
9/8/18	ALABAMA STATE	0	0	0.0	0	--
9/15/18	LSU	DID NOT PLAY				
9/22/18	ARKANSAS	DID NOT PLAY				
9/29/18	SOUTHERN MISS	1	30	30.0	0	--
10/6/18	at Mississippi State	1	1	1.0	0	--
10/13/18	TENNESSEE	6	57	9.5	0	--
10/20/18	at Ole Miss	1	4	4.0	0	--
11/3/18	* TEXAS A&M	1	16	16.0	0	--
11/10/18	at Georgia	2	13	6.5	0	--
11/17/18	LIBERTY	0	0	0.0	0	--
11/24/18	at Alabama	1	23	23.0	1	23

9/29/18	SOUTHERN MISS	4	2	2	0	0-0
10/6/18	at Mississippi State	1	0	1	0	0-0
10/13/18	TENNESSEE	1	0	1	0	0-0
10/20/18	* at Ole Miss	1	1	0	0	0-0
11/3/18	TEXAS A&M	0	0	0	0	0-0
11/10/18	at Georgia	1	0	1	0	0-0
11/17/18	LIBERTY	0	0	0	0	1-0
11/24/18	at Alabama	1	0	1	0	0-0



JAMES OWENS #35

MOSS WR

5-9 • 182 • So. • SQ
Opelika, Ala. (Opelika)
Business

2018: Reserve receiver ... saw first career action vs. Alabama State

2017: Did not see any game action

2016: Did not see game action ... SEC first-year Academic Honor Roll

HIGH SCHOOL: Accounted for more than 1,700 yards on offense and 26 touchdowns for Coach Brian Blackmon at Opelika High ... also a basketball letterman


PERSONAL: Birthday is January 13 ... son of Kimberly and Bishop Moss ... has two siblings, Jada and Jakayla ... family members James Owens and LaDarius Owens were Auburn football lettermen ... studying in the College of Business

MOSS' CAREER RUSHING STATS

YEAR	G/GS	NO	YDS	AVG	TD	LP/OPPONENT
2018	2/0	1	5	5.0	0	5/Liberty

MOSS' CAREER GAME HIGH STATS

Rush Attempts 1	Liberty	11/17/18
Rush Yards 5	Liberty	11/17/18
Rush Long 5	Liberty	11/17/18



SMOKE #21

MONDAY DB

6-2 • 188 • Fr. • HS
Atlanta, Ga. (Carver)
Business

2018: True freshman playing safety ... 14 tackles, 2.0 sacks for season ... saw first game action against Washington ... two tackles vs. Alabama State ... 6-yard sack vs. Arkansas ... four tackles vs. Southern Miss ... first start came at Ole Miss ... interception against Liberty ... blocked an Alabama punt ... Physical safety who enrolled in January

HIGH SCHOOL: Led the Carver High Panthers to the Georgia state Class 5A semifinals ... high school coach was Darren Myles ... Under Armour All-American Game ... ESPN, Rivals, 247Sports four star ... No. 8-ranked safety according to ESPN and No. 9 athlete nationally by 247Sports ... also a track and field letterman ... honor roll student

PERSONAL: Given name is Quindarius ... birthday is February 19 ... son of Tamika Hale and Felton Monday ... has four siblings: Quentavius, Brittany, Derek and Jessica ... enjoys singing ... enrolled in the College of Business

MONDAY'S CAREER DEFENSIVE STATS


YEAR	G/GS	TT	UT	AT	TFL-YDS	QBS-YDS	FF/FR	PD	I/YDS
2018	12/1	14	7	7	2.0-16	2.0-16	0/0	1	1/12

MONDAY'S CAREER GAME HIGH STATS

Tackles4	Southern Miss	9/29/18
Sacks1.0	2x (last: Arkansas)	9/22/18
TFL1.0	2x (last: Arkansas)	9/22/18
INT1	Liberty	11/17/18

MONDAY'S GAME-BY-GAME DEFENSIVE STATS

DATE	OPPONENT	TT	UT	AT	PD	INT-YDS
9/1/18	vs. Washington	1	1	0	0	0-0
9/8/18	ALABAMA STATE	2	1	1	0	0-0
9/15/18	LSU	0	0	0	0	0-0
9/22/18	ARKANSAS	2	2	0	0	0-0



JOHNATHAN #74

MOTE LS

6-2 • 240 • So. • TR
Birmingham, Ala. (Spain Park)
Engineering

2018: Walk-on long snapper who joined the team in September ... previously attended Jefferson State Community College

HIGH SCHOOL: Two-time game captain for Coach Shawn Rainey at Spain Park High ... Jaguars advanced to the state finals ... also a wrestler who placed as high as third at states ... freshman student of the year

PERSONAL: Birthday is May 20 ... son of Patrick and Lori Mote ... father played football at Auburn (1984-85) ... has four siblings: Joshua, Rebekah, Joseph and William ... studying in the College of Engineering

Player Bios



T.D. MOULTRY #55
Buck
 6-2 • 245 • So. • 1L
 Birmingham, Ala. (Jackson-Olin)
 Business

2018: Listed second on depth chart at buck ... 11 tackles, 2.5 TFL, 1.5 sacks for season ... pair of tackles vs. Alabama State ... 0.5 sack vs. Tennessee ... three tackles, TFL in Texas A&M win ... sack and forced a Liberty fumble

2017: True freshman contributing at buck ... 4-yard TFL vs. Mercer ... half-sack at Arkansas ... sack, three tackles at Texas A&M ... QB hurry vs. Georgia ... three tackles vs. Alabama ... two tackles in SEC championship ... Academic Top Tiger

HIGH SCHOOL: High-motor linebacker who primarily plays on the outside ... MaxPreps first team All-America for Coach Tim Vakakes and the Jackson-Olin Mustangs ... all-USA Today Alabama first team ... ASWA Class 6A all-state first team ... U.S. Army All-American Bowl ... top 300 player according to ESPN, top 125 player by 247 Sports and Scout, and top 100 overall player from Scout ... ESPN top 20 linebacker; Scout and Rivals top 10 LB; 247 Sports third best linebacker in the country ... ESPN top 15, Scout top 10, and 247 Sports and Rivals top five in Alabama ... also played basketball

PERSONAL: Birthday is January 1 ... son of Lakisha Moultry and Michael Grant ... has five siblings: Jacoby, Juan, Deshaun, Lala and Nikki ... enjoys fishing ... studying in the College of Business

MOULTRY'S CAREER DEFENSIVE STATS

YEAR	G/GS	TT	UT	AT	TFL-YDS	QBS-YDS	FF/FR	PD	QBH
2017	13/0	15	11	4	2.5-10	1.5-6	0/0	0	2
2018	12/0	11	5	6	2.5-5	1.5-4	1/0	0	1
Total	25/0	26	16	10	5.0-15	3.0-10	1/0	0	3


MOULTRY'S CAREER GAME HIGH STATS

Tackles.....	3	3x (last: Texas A&M)	11/3/18
TFL.....	1.0	4x (last: Liberty)	11/17/18
Sacks.....	1.0	2x (last: Liberty)	11/17/18
FF.....	1	Liberty	11/17/18

MOULTRY'S GAME-BY-GAME DEFENSIVE STATS

DATE	OPPONENT	TT	UT	AT	TFL-YDS	QBS-YDS
9/2/17	GA SOUTHERN	1	1	0	0.0-0	0.0-0
9/9/17	at Clemson				DID NOT PLAY	
9/16/17	MERCER	1	1	0	1.0-4	0.0-0
9/23/17	at Missouri	1	1	0	0.0-0	0.0-0
9/30/17	MISSISSIPPI STATE	1	0	1	0.0-0	0.0-0
10/7/17	OLE MISS	1	1	0	0.0-0	0.0-0
10/14/17	at LSU	0	0	0	0.0-0	0.0-0
10/21/17	at Arkansas	1	0	1	0.5-1	0.5-1
11/4/17	at Texas A&M	3	3	0	1.0-5	1.0-5
11/11/17	GEORGIA	0	0	0	0.0-0	0.0-0
11/18/17	ULM	1	1	0	0.0-0	0.0-0
11/25/17	ALABAMA	3	2	1	0.0-0	0.0-0
12/2/17	vs. Georgia (SEC)	2	1	1	0.0-0	0.0-0
1/1/18	vs. UCF (Peach)	0	0	0	0.0-0	0.0-0

DATE	OPPONENT	TT	UT	AT	TFL-YDS	QBS-YDS
9/1/18	vs. Washington	0	0	0	0.0-0	0.0-0
9/8/18	ALABAMA STATE	2	0	2	0.0-0	0.0-0
9/15/18	LSU	0	0	0	0.0-0	0.0-0
9/22/18	ARKANSAS	0	0	0	0.0-0	0.0-0
9/29/18	SOUTHERN MISS	1	0	1	0.0-0	0.0-0
10/6/18	at Mississippi State	1	1	0	0.0-0	0.0-0
10/13/18	TENNESSEE	1	0	1	0.5-2	0.5-2
10/20/18	at Ole Miss	0	0	0	0.0-0	0.0-0
11/3/18	TEXAS A&M	3	2	1	1.0-1	0.0-0
11/10/18	at Georgia	1	1	0	0.0-0	0.0-0
11/17/18	LIBERTY	2	1	1	1.0-2	1.0-2
11/24/18	at Alabama	0	0	0	0.0-0	0.0-0



ROBERT MUSCHAMP #39
TE
 6-1 • 240 • Sr. • 1L
 Rome, Ga. (Darlington)
 Education

2018: Backup tight end ... awarded a scholarship after game one ... saw first action of season vs. Alabama State


2017: Did not see any game action after moving to linebacker

2016: Saw first action of career against Alabama A&M at fullback

2015: Did not see any game action

HIGH SCHOOL: H-back prospect who played linebacker and tight end for Coach Tommy Atha at the Darlington School ... earned Class AA all-state and first team all-area honors for the Tigers

PERSONAL: Birthday is August 4 ... son of Pat and Sally Muschamp ... has one sibling, Jordan ... uncle is South Carolina head coach Will Muschamp ... studying in the College of Education



PEYTON NANCE #63
OL
 5-11 • 300 • RFr. • RS
 Attala, Ala. (Etowah)
 Engineering

2018: Reserve offensive lineman ... saw first career action vs. Alabama State

2017: Did not see any game action ... Academic Top Tiger

HIGH SCHOOL: A Class 5A first team all-state honoree on the offensive line for Coach Drew Noles at Etowah High ... center who earned 2016 Alabama super all-state first team recognition ... National Beta Club, Mu Alpha Theta mathematics honor society ... member of the bass fishing club

PERSONAL: Birthday is July 15 ... son of Joey and Dana Nance ... has two siblings, Britain and Bennett ... enjoys bass fishing ... studying in the College of Engineering



DAQUAN NEWKIRK #44
DL
 6-3 • 306 • So. • JC
 Orlando, Fla. (Mississippi Gulf Coast CC)
 University College

2018: Junior college transfer at defensive tackle ... first action came against Alabama State ... tackle against Arkansas ... two stops at Mississippi State and at Ole Miss ... January enrollee at Auburn

JUNIOR COLLEGE: Nation's top-ranked junior college defensive end prospect ... recorded 48 tackles, 9 TFL at Mississippi Gulf Coast Community College last fall ... ESPN, Rivals, 247Sports three star ... nationally ranked as a Top 10 overall JUCO prospect by ESPN and 247Sports

HIGH SCHOOL: Played at The First Academy in Orlando for Coach Leroy Kinard ... Class 3A all-state ... Florida Athletic Coaches Association all-district at running back and defensive line ... Blue-Grey All-America Game

PERSONAL: Birthday is January 1 ... son of Patricia Sowell ... has one brother, Benjamin ... enrolled in the University College ... Chi Alpha Sigma national student-athlete honor society

Player Bios

NEWKIRK'S CAREER DEFENSIVE STATS


YEAR	G/GS	TT	UT	AT	TFL-YDS	QBS-YDS	FF/FR	PD	QBH
2018	7/0	7	2	5	0.0-0	0.0-0	0/0	0	0

NEWKIRK'S CAREER GAME HIGH STATS

Tackles.....2 2x (last: at Ole Miss) 10/20/18

NEWKIRK'S GAME-BY-GAME DEFENSIVE STATS

DATE	OPPONENT	TT	UT	AT	TFL-YDS	QBS-YDS
9/11/18	vs. Washington				DID NOT PLAY	
9/8/18	ALABAMA STATE	0	0	0	0.0-0	0.0-0
9/15/18	LSU				DID NOT PLAY	
9/22/18	ARKANSAS	1	0	1	0.0-0	0.0-0
9/29/18	SOUTHERN MISS	1	1	0	0.0-0	0.0-0
10/6/18	at Mississippi State	2	0	2	0.0-0	0.0-0
10/13/18	TENNESSEE				DID NOT PLAY	
10/20/18	at Ole Miss	2	0	2	0.0-0	0.0-0
11/3/18	TEXAS A&M	0	0	0	0.0-0	0.0-0
11/10/18	at Georgia				DID NOT PLAY	
11/17/18	LIBERTY	1	1	0	0.0-0	0.0-0
11/24/18	at Alabama				DID NOT PLAY	




SPENCER #99
NIGH FB
 6-0 • 269 • Jr. • 2L
 Magnolia, Texas (Magnolia)
 Business

2018: Backup H-back ... 14-yard kickoff return vs. Alabama State
 2017: Reserve fullback ... played in 10 games ... SEC Academic Honor Roll and Academic Top Tiger
 2016: Played in three games ... saw first action against Arkansas ... SEC first-year Academic Honor Roll

HIGH SCHOOL: District 19-5A MVP as a junior and senior for Coach Sterling Doty at Magnolia High ... first team all-Houston defensive squad ... Houston Touchdown Club defensive player of the year finalist ... Class 5A state champion as a senior in both shot put and discus ... academic all-state ... Mu Alpha Theta mathematics honorary

PERSONAL: Birthday is January 18 ... son of Sammie and Jeff Nigh ... has one brother, Woodman ... grandfather played at Arkansas ... studying in the College of Business



PACE #87
OZMINT WR
 6-1 • 184 • So. • SQ
 Glencoe, Ala. (Glencoe)
 Business

2018: Reserve receiver ... saw first action of season vs. Alabama State
 2017: Did not see game action ... SEC Academic Honor Roll and Academic Top Tiger

2016: Did not see game action ... SEC first-year Academic Honor Roll
HIGH SCHOOL: Class 3A all-state as a sophomore, junior and senior for Coach Lee Ozmint at Glencoe High ... also a baseball and basketball letterman ... member of Key Club

PERSONAL: Birthday is December 20 ... son of Lee and Leigh Ozmint ... father was his high school coach ... has one brother, Thomas ... studying in the College of Business



JORDYN #15
PETERS DB
 6-1 • 191 • So. • 1L
 Muscle Shoals, Ala. (Muscle Shoals)
 Business

2018: Sophomore safety ... 24 tackles, 3.5 TFL for season ... blocked a punt and had an 8-yard sack vs. Alabama State ... first start came against Arkansas, when he blocked a punt and recorded four tackles and a PBU ... recovered a Southern Miss fumble along with five tackles and 2.5 TFL ... three tackles at Mississippi State ... five tackles at Ole Miss ... blocked a Liberty punt for a safety

2017: True freshman playing nickel ... 24 tackles for season ... two tackles in debut vs. Georgia Southern ... 9-yard sack and forced a fumble at Missouri ... made four tackles vs. Ole Miss ... three tackles at Arkansas ... two tackles vs. Georgia ... tackle, PBU vs. Alabama ... led Auburn with eight tackles, TFL in Peach Bowl vs. UCF ... Academic Top Tiger and SEC first-year academic honor roll

HIGH SCHOOL: Elusive, hard-hitting safety who played for Coach Scott Basden and the Muscle Shoals Trojans ... all-USA Today Alabama second team ... ASWA Class 6A all-state second team ... Alabama-Mississippi All-Star Game ... top 100 safety according to 247 Sports and Scout, and ESPN top 40 safety ... 247 Sports top 50 player from Alabama, ESPN top 25, Scout fourth best safety in the state ... also a basketball and track and field letterman ... National Honor Society ... Mr. Muscle Shoals High School

PERSONAL: Birthday is May 2 ... son of Natalie Burt and Derrick Peters ... dad played basketball at William and Mary ... has a sister, Aubrey, and three brothers, Jacob, Kadyn and Connor ... studying in the College of Business

PETERS' CAREER DEFENSIVE STATS

YEAR	G/GS	TT	UT	AT	TFL-YDS	QBS-YDS	FF/FR	PD	I/YDS
2017	14/0	24	11	13	1.5-10	1.0-9	1/0	2	0/0
2018	12/3	24	12	12	3.5-11	1.0-8	0/1	1	0/0
Total	25/3	48	23	25	5.0-21	2.0-17	1/1	3	0/0

PETERS' CAREER GAME HIGH STATS

Tackles.....	8 vs. UCF	11/18
Sacks.....	1.0 2x (last: Alabama St.)	9/8/18
TFL.....	2.5 Southern Miss	9/29/18
FF.....	1 at Missouri	9/23/17
FR.....	1 Southern Miss	9/29/18
PBU.....	1 3x (last: Arkansas)	9/22/18
Punt Blks.....	1 3x (last: Liberty)	11/17/18


PETERS' GAME-BY-GAME DEFENSIVE STATS

DATE	OPPONENT	TT	UT	AT	PD	INT-YDS
9/2/17	GA SOUTHERN	2	0	2	0	0-0
9/9/17	at Clemson	0	0	0	0	0-0
9/16/17	MERCER	1	1	0	0	0-0
9/23/17	at Missouri	2	1	1	0	0-0
9/30/17	MISSISSIPPI STATE	0	0	0	0	0-0
10/7/17	OLE MISS	4	3	1	0	0-0
10/14/17	at LSU	0	0	0	0	0-0
10/21/17	at Arkansas	3	1	2	1	0-0
11/4/17	at Texas A&M	1	0	1	0	0-0
11/11/17	GEORGIA	2	1	1	0	0-0
11/18/17	ULM	0	0	0	0	0-0
11/25/17	ALABAMA	1	0	1	1	0-0
12/2/17	vs. Georgia (SEC)	0	0	0	0	0-0
1/1/18	vs. UCF (Peach)	8	4	4	0	0-0

DATE	OPPONENT	TT	UT	AT	PD	INT-YDS
9/1/18	vs. Washington	0	0	0	0	0-0
9/8/18	ALABAMA STATE	3	3	0	0	0-0
9/15/18	LSU	0	0	0	0	0-0
9/22/18	* ARKANSAS	4	3	1	1	0-0
9/29/18	* SOUTHERN MISS	5	2	3	0	0-0
10/6/18	* at Mississippi State	3	0	3	0	0-0
10/13/18	TENNESSEE	1	1	0	0	0-0
10/20/18	at Ole Miss	5	2	3	0	0-0


Player Bios

11/3/18	TEXAS A&M	1	1	0	0	0-0
11/10/18	at Georgia	1	0	1	0	0-0
11/17/18	LIBERTY	1	0	1	0	0-0
11/24/18	at Alabama	0	0	0	0	0-0




ERIK PIEDY #29
DB
5-10 • 180 • Fr. • HS
New Orleans, La. (Archbishop Rummel)
Education

2018: Walk-on cornerback who joined the team in August
HIGH SCHOOL: Three-year letterwinner for Coach Jay Roth at Archbishop Rummel High ... 65 tackles, 15 PBU, 2 FF as a senior ... 55 tackles, 9 PBU, 2 FF as a junior ... Raiders were state finalists and two-time district champions during his career ... graduated with honors, LHSAA scholar-athlete, National Honor Society, Harvard Book Award, President's Award
PERSONAL: Birthday is May 31 ... son of Mavis Piedy ... has one brother, Kaleb ... studying in the College of Education



JACOB QUATTLEBAUM #67
LS
6-0 • 238 • Fr. • HS
Enterprise, Ala. (Enterprise)
Engineering


2018: Walk-on long snapper who joined the team in August
HIGH SCHOOL: Team captain for Coach David Faulkner at Enterprise High ... also a baseball letterman ... National Honor Society ... involved with mission trips to the Dominican Republic and Atlanta's International Village
PERSONAL: Birthday is January 3 ... son of Jeanna and Russell Quattlebaum ... has one sibling, Morgan ... involved with the Fellowship of Christian Athletes ... studying in the College of Engineering



JACOB ROGERS #40
DB
6-0 • 207 • So. • SQ
Goodwater, Ala. (Benjamin Russell)
Business

2018: Reserve safety ... saw first action of season against Liberty
2017: Did not see any game action ... SEC Academic Honor Roll and Academic Top Tiger
2016: Did not see action ... SEC first-year Academic Honor Roll
HIGH SCHOOL: Team captain for Coach Danny Horn at Benjamin Russell High ... recorded 78 tackles, 9 TFL, 13 PBU, 2 interceptions as a senior ... Alex City Outlook first-team all-area ... part of the winningest senior class in school history ... also a four-year baseball letterman and team captain as a senior ... Alabama Baseball Association student-athlete of the year ... Top 10 graduate ... member of Key Club, FCA, SGA, National Honor Society
PERSONAL: Birthday is September 15 ... son of Chris and Fadra Rogers ... has

two siblings, Zac and Sarah ... brother Zac plays baseball at Alabama ... member of FCA and Student Alumni Association at Auburn ... studying in the College of Business ... Chi Alpha Sigma national student-athlete honor society



DONTAVIUS RUSSELL #95
DL
6-3 • 320 • Sr. • 3L
Carrollton, Ga. (Carrollton)
Interdepartmental

CAREER: Has played in 52 games with 49 starts ... 151 career tackles
2018: Fourth-year starter at defensive tackle ... 151 career tackles ... 34 tackles, 6.0 TFL, 1.5 sacks for season ... Reese's Senior Bowl invitation ... two TFL, 3-yard sack, three tackles vs. Washington ... 1.5 TFL vs. Alabama State ... five tackles at Mississippi State ... five tackles, sack vs. Tennessee ... preseason: Bednarik Award, Senior Bowl watch lists; all-SEC 2nd team (AL.com, Lindy's), 3rd (SEC media/coaches)

2017: Returning starter at defensive tackle ... 115 career tackles ... had 3 tackles vs. Georgia Southern ... sack at Clemson ... TFL vs. Mercer ... team-best 7 tackles at LSU ... led team with 6 tackles at Arkansas ... 4 tackles at Texas A&M ... 10-yard sack, 4 tackles and a forced fumble vs. Georgia ... 5 tackles, sack, 3.5 TFL vs. ULM ... 4 tackles vs. Alabama ... 6-yard sack in SEC championship ... five tackles vs. UCF in Peach Bowl ... Preseason: 2nd team all-SEC (SEC coaches), 3rd team all-SEC (SEC media, CBS Sports)

2016: Second-year starter at defensive tackle ... started in every game ... had four tackles against Clemson ... recorded four tackles, three QB hurries against Texas A&M ... pair of tackles vs. ULM ... three tackles, QB hurry at Ole Miss ... six tackles at Georgia ... three stops vs. Alabama A&M ... four tackles against Oklahoma in Sugar Bowl ... SEC Academic Honor Roll

2015: Redshirt freshman starter at defensive tackle ... in first career action, recorded six tackles, 4 QB hurries, 1.5 sack, 2.5 TFL vs. Louisville ... five tackles vs. Jacksonville State ... two stops vs. Mississippi State ... fumble recovery, TFL and five tackles vs. San José State ... two tackles at Kentucky ... seven tackles, TFL at Arkansas ... two tackles at Texas A&M ... three tackles vs. Georgia ... two tackle assists vs. Alabama ... three tackles in Birmingham Bowl vs. Memphis ... nominated for CoSIDA Academic All-America ... SEC Academic Honor Roll and Academic Top Tiger

2014: Redshirted for the Tigers ... Academic Top Tiger ... SEC first-year academic honor roll

HIGH SCHOOL: Physical defender who will clog up the middle ... 62 tackles, 7.5 TFL, 3 sacks as a senior earning first team all-state honors ... helped the Trojans to the 2013 Class 4A state championship game ... high school coach was Rayvan Teague ... Under Armour All-America Game ... also a track and field letterman ... honors graduate ... Scout No. 12 DT, Top 150 nationally ... 247sports No. 12 DT, Top 150 overall ... Rivals No. 13 DT, Top 200 nationally ... ESPN No. 14 DT, Top 200 overall ... PrepStar Top 20 DT

PERSONAL: Son of Latrice Russell and Donald Russell ... has two brothers, Donovan and Donald Jr. ... uncle Dennis Wallace played at Auburn ... birthday is September 18 ... received his bachelor's degree from the College of Liberal Arts and is working toward a second degree in interdepartmental studies

RUSSELL'S CAREER DEFENSIVE STATS

YEAR	G/GS	TT	UT	AT	TFL-YDS	QBS-YDS	FF/FR	PD	QBH
2015	13/10	42	14	28	4.5-11	1.5-5	0/1	1	8
2016	13/13	30	12	18	0.0-0	0.0-0	0/0	2	6
2017	14/14	46	21	25	6.5-23	3.0-17	1/0	2	5
2018	12/12	34	11	23	6.0-16	1.5-6	0/0	0	2
Total	52/49	151	55	96	17.0-50	6.0-28	1/1	5	21

RUSSELL'S CAREER GAME HIGH STATS

Tackles.....	7 2x (last: at LSU)	10/14/17
Sacks.....	1.5 vs. Louisville	9/5/15
TFL.....	3.5 ULM	11/18/17
FF.....	1 Georgia	11/11/17

Player Bios

FR1 San Jose' State 10/3/15
 PBU1 5x (last: vs. UCF) 1/1/18


RUSSELL'S GAME-BY-GAME DEFENSIVE STATS

DATE	OPPONENT	TT	UT	AT	TFL-YDS	QBS-YDS
9/5/15	* vs. Louisville	6	1	5	2.5-8	1.5-5
9/12/15	* JACKSONVILLE STATE	5	3	2	0.0-0	0.0-0
9/19/15	* at LSU	0	0	0	0.0-0	0.0-0
9/26/15	* MISSISSIPPI STATE	2	0	2	0.0-0	0.0-0
10/3/15	* SAN JOSE' STATE	5	2	3	1.0-2	0.0-0
10/15/15	* at Kentucky	2	0	2	0.0-0	0.0-0
10/24/15	* at Arkansas	7	1	6	1.0-1	0.0-0
10/31/15	OLE MISS	4	3	1	0.0-0	0.0-0
11/7/15	at Texas A&M	2	0	2	0.0-0	0.0-0
11/14/15	* GEORGIA	3	1	2	0.0-0	0.0-0
11/21/15	* IDAHO	1	0	1	0.0-0	0.0-0
11/28/15	ALABAMA	2	0	2	0.0-0	0.0-0
12/30/15	* vs. Memphis (Bham)	3	3	0	0.0-0	0.0-0

DATE	OPPONENT	TT	UT	AT	TFL-YDS	QBS-YDS
9/3/16	* CLEMSON	4	2	2	0.0-0	0.0-0
9/10/16	* ARKANSAS STATE	0	0	0	0.0-0	0.0-0
9/17/16	* TEXAS A&M	4	2	2	0.0-0	0.0-0
9/24/16	* LSU	1	0	1	0.0-0	0.0-0
10/1/16	* ULM	2	0	2	0.0-0	0.0-0
10/8/16	* at Mississippi State	1	1	0	0.0-0	0.0-0
10/22/16	* ARKANSAS	1	0	1	0.0-0	0.0-0
10/29/16	* at Ole Miss	3	1	2	0.0-0	0.0-0
11/5/16	* VANDERBILT	0	0	0	0.0-0	0.0-0
11/12/16	* at Georgia	6	1	5	0.0-0	0.0-0
11/19/16	* ALABAMA A&M	3	1	2	0.0-0	0.0-0
11/28/16	* at Alabama	0	0	0	0.0-0	0.0-0
1/2/17	* vs. Oklahoma (Sugar)	5	4	1	0.0-0	0.0-0

DATE	OPPONENT	TT	UT	AT	TFL-YDS	QBS-YDS
9/2/17	* GA SOUTHERN	3	2	1	0.0-0	0.0-0
9/9/17	* at Clemson	1	1	0	0.0-0	0.0-0
9/16/17	* MERCER	1	1	0	1.0-1	0.0-0
9/23/17	* at Missouri	2	1	1	1.0-2	0.0-0
9/30/17	* MISSISSIPPI STATE	1	0	1	0.0-0	0.0-0
10/7/17	* OLE MISS	1	0	1	0.0-0	0.0-0
10/14/17	* at LSU	7	0	7	0.0-0	0.0-0
10/21/17	* at Arkansas	6	5	1	0.0-0	0.0-0
11/4/17	* at Texas A&M	4	2	2	0.0-0	0.0-0
11/11/17	* GEORGIA	4	4	0	1.0-10	1.0-10
11/18/17	* ULM	5	3	2	3.5-6	1.0-1
11/25/17	* ALABAMA	4	1	3	0.0-0	0.0-0
12/2/17	* vs. Georgia (SEC)	2	1	1	1.0-6	1.0-6
1/1/18	* vs. UCF (Peach)	5	0	5	0.0-0	0.0-0

DATE	OPPONENT	TT	UT	AT	TFL-YDS	QBS-YDS
9/1/18	* vs. Washington	3	2	1	2.0-7	1.0-3
9/8/18	* ALABAMA STATE	2	1	1	1.5-2	0.0-0
9/15/18	* LSU	2	1	1	0.0-0	0.0-0
9/22/18	* ARKANSAS	2	1	1	0.0-0	0.0-0
9/29/18	* SOUTHERN MISS	2	0	2	0.5-1	0.0-0
10/6/18	* at Mississippi State	5	0	5	0.0-0	0.0-0
10/13/18	* TENNESSEE	5	1	4	0.5-3	0.5-3
10/20/18	* at Ole Miss	2	1	1	0.0-0	0.0-0
11/3/18	* TEXAS A&M	3	1	2	0.5-1	0.0-0
11/10/18	* at Georgia	3	1	2	0.0-0	0.0-0
11/17/18	* LIBERTY	2	1	1	1.0-2	0.0-0
11/24/18	* at Alabama	3	1	2	0.0-0	0.0-0



MALCOLM RUSSELL #83
 WR
 5-11 • 184 • FR. • HS
 Pelham, Ala. (John Carroll)
 Engineering

2018: Walk-on receiver who joined the team in August
HIGH SCHOOL: Recorded 47 receptions for 946 yards, 10 TDs as a senior for Coach Logan Colafrancesco at John Carroll High ... also totaled 69 tackles and four interceptions as a senior ... also a basketball and baseball letterman ... National Honor Society and Mu Alpha Theta math honor society
PERSONAL: Birthday is March 5 ... son of Dan and Cecilia Russell ... has one sibling, Graham ... father was a track and cross country All-American at Idaho State ... studying in the College of Engineering



PRINCE MICHEAL SAMMONS #72
 OL
 6-7 • 300 • So. • 1L
 Blanchester, Ohio (Cincinnati Hills Christian)
 Business

2018: Reserve offensive lineman ... saw first action of season vs. Alabama State
2017: Saw first career action at Arkansas ... SEC Academic Honor Roll and Academic Top Tiger
2016: Redshirted ... SEC first-year Academic Honor Roll
HIGH SCHOOL: Impressive athletic lineman who excelled on both sides of the ball in high school ... 60 tackles, four sacks as a senior for Coach Eric Taylor ... Cincinnati Enquirer all-area ... Division V defensive player of year ... MaxPreps All-America as junior and senior ... top 25 prospect at his position by 247 Sports, ESPN, Rivals, Scout ... top 10 in Ohio by 247 Sports, ESPN ... USA Today all-state ... also played basketball ... talented soccer player
PERSONAL: Birthday is August 15 ... son of Brandon and Betsy Sammons ... native of Nigeria ... siblings are Ady, Sophia, Micah, Emma, Izuchukwu, Ikechukwu, Christopher, Chinonoso, Chukwuma, Chibuzor and Ogechukwu ... studying in the College of Business

Player Bios



CORD #24
SANDBERG QB
 6-3 • 215 • Fr. • HS
 Bradenton, Fla. (Manatee)
 University College

2018: Backup quarterback who arrived in August after a stint in minor league baseball ... saw first action vs. Alabama State, rushing for 35 yards and throwing a 22-yard pass to Cedric Chambers

BEFORE AUBURN: Played six seasons in the Philadelphia Phillies minor league system as an outfielder, posting a .243 career batting average and rising as high as Class AA ... 2015 minor league Gold Glove winner ... he was a third-round pick of the Phillies in the 2013 draft out of Manatee (Fla.) High

HIGH SCHOOL: 2012 HTPreps Football Player of the Year and Class 7A State Player of the Year at Manatee High for Coach Joe Kinnan ... passed for 2,735 yards and 35 touchdowns with 1 interception in 264 attempts ... also ran for 600 yards on 96 carries, a 6.25 average, with 10 TD ... for his three-year career, 572-786 (73%) for 7,829 yards with 79 touchdowns and 11 interceptions and rushed for 1,991 yards and 31 touchdowns ... top 4% of class academically

PERSONAL: Birthday is January 2 ... son of Chuck and Kelsie Sandberg ... father played baseball at Florida and in the Red Sox organization ... has a brother, Chase, and a sister, Callie ... fiancée is Haley Gray, who played golf at Findlay ... studying in the University College ... also enjoys golf

SANDBERG'S CAREER PASSING STATS

YEAR	G/GS	CMP	ATT	PCT	YDS	INT	TD	LP/OPPONENT
2018	1/0	1	1	100.0	22	0	0	22/Alabama State

SANDBERG'S CAREER RUSHING STATS

YEAR	G/GS	NO	YDS	AVG	TD	LP/OPPONENT
2018	1/0	3	35	11.7	0	15/Alabama State

SANDBERG'S CAREER GAME HIGH STATS

Completions	1	Alabama St.	9/8/18
Pass Att	1	Alabama St.	9/8/18
Pass Yds	22	Alabama St.	9/8/18
Pass Long	22	Alabama St.	9/8/18
Rush Att	3	Alabama St.	9/8/18
Rush Yds	35	Alabama St.	9/8/18
Rush Long	15	Alabama St.	9/8/18



ANTHONY #6
SCHWARTZ WR
 6-0 • 180 • Fr. • HS
 Pembroke Pines, Fla. (American Heritage)
 Business

2018: True freshman receiver ... has scored six touchdowns for season (4 rushing, 2 receiving) ... saw first career action vs. Washington .. against Alabama State, scored rushing (23 yds) and receiving (57 yds) TDs, gaining 117 all-purpose yards ... two receptions gained 37 yards vs. LSU ... 42-yard reception was long gain vs. Arkansas ... 6-yard touchdown run vs. Southern Miss ... 76-yard touchdown reception vs. Tennessee was Auburn's longest play of the season ... scored a touchdown recovering a fumble in the end zone at Ole Miss ... 9-yard rushing touchdown at Alabama along with three receptions

HIGH SCHOOL: World-class sprinter and dynamic deep-play receiver ... helped the American Heritage Patriots to back-to-back Florida Class 5A state titles under Coach Patrick Surtain ... Under Armour All-American Game ... Rivals, 247Sports, ESPN four star ... No. 10 WR nationally by ESPN, No. 28 by 247Sports, No. 31 by Rivals ... No. 18 prospect in Florida according to ESPN and No. 25 by

247Sports ... Broward County track and field athlete of the year as a junior and an all-USA sprinter ... set a world youth record with a 10.15 100m in the 2017 Florida Relays ... 2018 Gatorade national boys' track and field athlete of the year ... won Florida state Class 2A 100m (10.07) and 200m (20.41) in record times ... at IAAF U20 world championships in Finland in July, 2018, took silver medal in 100m and gold medal in 4x100 relay

PERSONAL: Birthday is September 5 ... son of Jill Schwartz and Thomas Benjamin ... has two siblings, Kalani and Brandon ... studying in the College of Business

SCHWARTZ'S CAREER RECEIVING STATS

YEAR	G/GS	NO	YDS	AVG	TD	LP/OPPONENT
2018	12/4	19	307	16.2	2	76/Tennessee

SCHWARTZ'S CAREER RUSHING STATS

YEAR	G/GS	NO	YDS	AVG	TD	LP/OPPONENT
2018	12/4	23	199	16.6	4	23/Alabama State

SCHWARTZ'S CAREER GAME HIGH STATS

Receptions	3	3x (last: at Alabama)	11/24/18
Rec. Yards	83	Tennessee	10/13/18
Rec. Long	76	Tennessee	10/13/18
Rec. TD	1	2x (last: Tennessee)	10/13/18
Rush Attempts	4	Liberty	11/17/18
Rush Yards	50	Alabama St.	9/8/18
Rush Long	23	Alabama St.	9/8/18
Rush TD	1	4x (last: at Alabama)	11/24/18

SCHWARTZ'S GAME-BY-GAME RECEIVING STATS

DATE	OPPONENT	REC	YDS	Avg.	TD	TD YDS
9/11/18	vs. Washington	0	0	0.0	0	--
9/8/18	ALABAMA STATE	3	67	22.3	1	57
9/15/18	LSU	2	37	18.5	0	--
9/22/18	* ARKANSAS	3	59	19.7	0	--
9/29/18	SOUTHERN MISS	0	0	0.0	0	--
10/6/18	at Mississippi State	0	0	0.0	0	--
10/13/18	* TENNESSEE	2	83	41.5	1	76
10/20/18	* at Ole Miss	2	16	16.0	0	--
11/3/18	* TEXAS A&M	1	4	4.0	0	--
11/10/18	at Georgia	2	27	13.5	0	--
11/17/18	LIBERTY	1	4	4.0	0	--
11/24/18	at Alabama	3	10	3.3	0	--

SCHWARTZ'S GAME-BY-GAME RUSHING STATS

DATE	OPPONENT	ATT	YDS	Avg.	TD	TD YDS
9/11/18	vs. Washington	0	0	0.0	0	--
9/8/18	ALABAMA STATE	3	50	16.7	1	23
9/15/18	LSU	1	-6	-6.0	0	--
9/22/18	* ARKANSAS	2	9	4.5	0	--
9/29/18	SOUTHERN MISS	2	8	4.0	1	6
10/6/18	at Mississippi State	1	17	17.0	0	--
10/13/18	* TENNESSEE	3	44	14.7	0	--
10/20/18	* at Ole Miss	1	16	16.0	1	16
11/3/18	* TEXAS A&M	3	4	1.3	0	--
11/10/18	at Georgia	0	0	0.0	0	--
11/17/18	LIBERTY	4	37	9.3	0	--
11/24/18	at Alabama	3	20	6.7	1	9

Player Bios



IAN SHANNON #43
K/P
6-3 • 236 • Sr. • 2L
Marietta, Ga. (Marietta)
Liberal Arts

2018: Serves as the No. 1 holder this season and also the backup punter ... 3-3 on PAT against Alabama State ... 2-2 PAT vs. Liberty

2017: Won the punting job in preseason camp ... averaged 39.8 yards on 14 punts through the first four games ... 5 inside the 20 ... long kick was 49 at Clemson ... SEC Academic Honor Roll and Academic Top Tiger

2016: Saw first career action against Arkansas State, with two touchbacks on three kickoffs ... punted twice vs. Texas A&M ... 2-3 touchbacks on kickoffs vs. ULM ... kicked off against Alabama A&M ... SEC Academic Honor Roll

2015: Redshirted ... Academic Top Tiger, SEC first-year Academic Honor Roll

HIGH SCHOOL: Top-rated kicking specialist for Coach Scott Burton at Marietta High, helping the Blue Devils to the Class 6A playoffs ... punting average of 40.7 yards with only 22 total return yards allowed ... also holds Marietta High records for longest field goal (51 yards), most FG in season (16), consecutive FG (12) and touchbacks ... kicking coach was Tom Guckian ... Prokicker.com All-America ... all-state, all-region, all-county as junior and senior ... TD Club of Atlanta metro all-stars ... Marietta Daily Journal Dynamite Dozen ... 247 Sports and ESPN list him among their top five kicking prospects ... PrepStar all-South ... also played soccer

PERSONAL: Son of Michael and Celesta Shannon ... brother Innis, sister Ivy and he are triplets ... birthday is February 4 ... studying aviation in the College of Liberal Arts

SHANNON'S CAREER PUNTING STATS

YEAR	G	NO	YDS	AVG	TB	FC	I20	50+	LP/OPPONENT
2016	5	3	92	30.7	0	2	2	0	37/Alabama A&M
2017	4	14	557	39.8	0	6	5	0	49/Clemson
Total	9	17	649	38.2	0	8	7	0	49/Clemson


SHANNON'S CAREER GAME HIGH STATS

Punts	8	at Clemson	9/9/17
Punt Avg.	42.0	Ga Southern	9/2/17
Long Punt	49	at Clemson	9/9/17
Inside 20	3	at Clemson	9/9/17

SHANNON'S GAME-BY-GAME PUNTING STATS

DATE	OPPONENT	NO	YDS	AVG	IN20	Long
9/3/16	CLEMSON			DID NOT PLAY		
9/10/16	ARKANSAS STATE	0	0	0.0	0	0
9/17/16	TEXAS A&M	2	55	27.5	1	33
9/24/16	LSU			DID NOT PLAY		
10/1/16	ULM	0	0	0.0	0	0
10/8/16	at Mississippi State			DID NOT PLAY		
10/22/16	ARKANSAS	0	0	0.0	0	0
10/29/16	at Ole Miss			DID NOT PLAY		
11/5/16	VANDERBILT			DID NOT PLAY		
11/12/16	at Georgia			DID NOT PLAY		
11/19/16	ALABAMA A&M	1	37	37.0	1	37
11/26/16	at Alabama			DID NOT PLAY		
1/2/17	vs. Oklahoma (Sugar)			DID NOT PLAY		

DATE	OPPONENT	NO	YDS	AVG	IN20	Long
9/2/17	GA SOUTHERN	1	42	42.0	0	42
9/9/17	at Clemson	8	324	40.5	3	49
9/16/17	MERCER	2	73	36.5	1	45
9/23/17	at Missouri	3	118	39.3	1	41
9/30/17	MISSISSIPPI STATE			DID NOT PLAY		
10/7/17	OLE MISS			DID NOT PLAY		
10/14/17	at LSU			DID NOT PLAY		
10/21/17	at Arkansas			DID NOT PLAY		
11/4/17	at Texas A&M			DID NOT PLAY		
11/11/17	GEORGIA			DID NOT PLAY		
11/18/17	ULM			DID NOT PLAY		
11/25/17	ALABAMA			DID NOT PLAY		
12/2/17	vs. Georgia (SEC)			DID NOT PLAY		
1/1/18	vs. UCF (Peach)			DID NOT PLAY		



BAILEY SHARP #66
OL
6-5 • 307 • Jr. • 2L
Marietta, Ga. (Sprayberry)
Education

2018: Listed as the backup at left tackle ... saw first action of season vs. Alabama State


2017: Backup at left tackle ... saw action in three games ... SEC Academic Honor Roll and Academic Top Tiger

2016: Reserve offensive lineman ... saw first career action vs. ULM ... played in three games ... SEC Academic Honor Roll

2015: Redshirted ... January enrollee ... Academic Top Tiger

HIGH SCHOOL: Offensive tackle who was team captain for Coach Billy Shackelford at Sprayberry High ... Under Armour All-America Game ... first team Class 5A all-state ... Marietta Daily Journal Dynamite Dozen ... Atlanta Journal-Constitution Super 75 ... Macon Telegraph Top 50 ... also a varsity wrestler for the Yellow-jackets ... 247 Sports top 45 players in Georgia and top 45 offensive tackle prospects ... Scout lists him as a top 45 line prospect ... Rivals top 65 players in Georgia ... ESPN top 25 Georgia players ... PrepStar top 250

PERSONAL: Son of Joe and Stacey Sharp ... dad played football at Southern Miss ... has a brother, Logan ... birthday is August 13 ... studying in the College of Education ... AUCconnect leader



JOHN SAMUEL SHENKER #47
TE
6-3 • 248 • RFr. • RS
Albany, Ga. (Colquitt County)
Business

2018: Redshirt freshman tight end ... saw first career action vs. Washington ... 26-yard reception vs. Mississippi State ... first-quarter touchdown at Georgia on a 9-yard reception from Ja'Tarvious Whitlow

2017: Redshirted ... Academic Top Tiger and SEC first-year academic honor roll

HIGH SCHOOL: Versatile athlete for Coach Rush Propst and the Colquitt County High School Packers ... as a senior, had 30 receptions for 451 yards and two touchdowns ... a top 100 tight end according to 247 Sports and the third best tight end in Georgia via Scout ... first team all-state ... regional special teams player of year ... standout infielder on 2015 and 2016 state champion baseball teams at Deerfield-Windsor ... USA Baseball U17 national team development program roster

PERSONAL: Birthday is September 2 ... son of Tom and Melody Shenker ... father played football at Harding University ... has one brother, Garrison ... enjoys playing golf and fishing ... studying in the College of Business

SHENKER'S CAREER RECEIVING STATS

YEAR	G/GS	NO	YDS	AVG	TD	LP/OPPONENT
2018	11/0	3	40	13.3	1	26/Mississippi State

SHENKER'S CAREER GAME HIGH STATS

Receptions	1	3x (last: at Georgia)	11/10/18
Rec. Yards	26	at Mississippi St.	10/6/18
Rec. Long	26	at Mississippi St.	10/6/18
Rec. TD	1	at Georgia	11/10/18

Player Bios

SHENKER'S GAME-BY-GAME RECEIVING STATS

DATE	OPPONENT	REC	YDS	Avg.	TD	TD YDS	
9/1/18	vs. Washington	1	5	5.0	0	--	
9/8/18	ALABAMA STATE	0	0	0.0	0	--	
9/15/18	LSU	DID NOT PLAY					
9/22/18	ARKANSAS	0	0	0.0	0	--	
9/29/18	SOUTHERN MISS	0	0	0.0	0	--	
10/6/18	at Mississippi State	1	26	26.0	0	--	
10/13/18	TENNESSEE	0	0	0.0	0	--	
10/20/18	at Ole Miss	0	0	0.0	0	--	
11/3/18	TEXAS A&M	0	0	0.0	0	--	
11/10/18	at Georgia	1	9	9.0	1	9	
11/17/18	LIBERTY	0	0	0.0	0	--	
11/24/18	at Alabama	0	0	0.0	0	--	



SAM #32
SHERROD DB
 5-11 • 199 • So. • SQ
 Birmingham, Ala. (Briarwood Christian)
 Business

2018: Reserve safety ... first career action came against Alabama State
2017: Did not see any game action ... SEC Academic Honor Roll and Academic Top Tiger
2016: Did not see action ... SEC first-year Academic Honor Roll
HIGH SCHOOL: Team captain for Coach Fred Yancey at Briarwood Christian ... won the leadership award for the school ... also played lacrosse
PERSONAL: Birthday is August 8 ... son of David and Veronica Sherrod ... has two siblings, Andrew and Ellie ... is an Eagle Scout ... studying in the College of Business



JAMIEN #9
SHERWOOD DB
 6-2 • 207 • Fr. • HS
 Jensen Beach, Fla. (Jensen Beach)
 Business

2018: Defender who enrolled in January ... True freshman who recorded 21 tackles, 1.5 sacks, 3 PBU for season ... saw first game action at strong safety vs. Washington ... interception, four tackles against Alabama State ... three tackles vs. Arkansas ... two solo stops vs. Southern Miss ... 10-yard sack and three tackles at Ole Miss ... two solo tackles at Georgia ... three tackles and a half-sack at Alabama
HIGH SCHOOL: Terrific safety prospect ... TCPalm all-area defensive player of the year finalist with 71 tackles and three interceptions as a senior ... high school coach was Tim Caffey ... Offense-Defense All-American Bowl ... nominated for U.S. Army All-American Bowl ... all-state and all-area ... ESPN, Rivals, 247Sports four star ... also a track and field letterman in the sprints and enjoys playing basketball
PERSONAL: Birthday is January 12 ... son of Venetia Johnson and David Sherwood ... has five siblings: Jordan, Jarrard, Jazmyne, David and Delisha ... enrolled in the College of Business

SHERWOOD'S CAREER DEFENSIVE STATS

YEAR	G/GS	TT	UT	AT	TFL-YDS	QBS-YDS	FF/FR	PD	I/YDS
2018	12/0	21	11	10	1.5-15	1.5-15	0/0	4	1/0

SHERWOOD'S CAREER GAME HIGH STATS

Tackles.....	4	Alabama St.	9/8/18
TFL.....	1.0	at Ole Miss	10/20/18
Sacks.....	1.0	at Ole Miss	10/20/18
INT.....	1	Alabama St.	9/8/18
PBU.....	2	Alabama St.	9/8/18

SHERWOOD'S GAME-BY-GAME DEFENSIVE STATS

DATE	OPPONENT	TT	UT	AT	PD	INT-YDS
9/1/18	vs. Washington	0	0	0	0	0-0
9/8/18	ALABAMA STATE	4	2	2	1	1-0
9/15/18	LSU	1	0	1	0	0-0
9/22/18	ARKANSAS	3	2	1	1	0-0
9/29/18	SOUTHERN MISS	2	2	0	0	0-0
10/6/18	at Mississippi State	1	0	1	1	0-0
10/13/18	TENNESSEE	0	0	0	0	0-0
10/20/18	at Ole Miss	3	1	2	0	0-0
11/3/18	TEXAS A&M	1	1	0	0	0-0
11/10/18	at Georgia	2	2	0	0	0-0
11/17/18	LIBERTY	1	0	1	0	0-0
11/24/18	at Alabama	3	1	2	0	0-0



SHAUN #25
SHIVERS RB
 5-7 • 173 • Fr. • HS
 Ft. Lauderdale, Fla. (Chaminade-Madonna)
 Business

2018: True freshman in the tailback rotation ... 338 yards rushing on 59 carries for season with three scores ... rushed for 117 yards in 13 carries vs. Alabama State, all in the second half, scoring on a 2-yard TD run ... starter against LSU, scoring on a 7-yard rush ... gained 45 yards on 10 carries at Ole Miss ... leading rusher at Georgia with 43 yards on four carries ... 45 yards rushing vs. Liberty, with a 25-yard TD run
HIGH SCHOOL: Electric all-purpose back from Chaminade-Madonna Prep ... led the Lions to the Florida Class 3A state championships ... high school coach was Dameon Jones ... rushed for more than 6,000 yards in his prep career ... all-Broward offensive player of year ... ESPN, Rivals, 247Sports four star ... one of the fastest prep sprinters in the nation, running the 100m in 10.29 and the 200m in 20.81
PERSONAL: Birthday is July 20 ... son of Joy McIntyre ... has a sister, Shankeise, and a brother, Marcus ... cousin Harry Adams was an All-America sprinter at Auburn ... studying in the College of Business

SHIVER'S CAREER RUSHING STATS

YEAR	G/GS	NO	YDS	AVG	TD	LP/OPPONENT
2018	12/1	59	338	5.7	3	30/Georgia

SHIVER'S CAREER RECEIVING STATS

YEAR	G/GS	NO	YDS	AVG	TD	LP/OPPONENT
2018	12/1	2	-8	-4.0	0	-2/Tennessee

SHIVER'S CAREER GAME HIGH STATS

Rush Attempts ...	13	Alabama St.	9/8/18
Rush Yards.....	117	Alabama St.	9/8/18
Rush Long.....	30	at Georgia	11/10/18
Rush TD.....	1	3x (last: Liberty)	11/17/18
Receptions.....	1	2x (last: Tennessee)	10/13/18
Rec. Yards.....	-2	Tennessee	10/13/18
Rec. Long.....	-2	Tennessee	10/13/18
KO Returns.....	1	Tennessee	10/13/18
KOR Yards.....	7	Tennessee	10/13/18
KOR Long.....	7	Tennessee	10/13/18

Player Bios

SHIVER'S GAME-BY-GAME RUSHING STATS

DATE	OPPONENT	ATT	YDS	Avg.	TD	TD YDS
9/1/18	vs. Washington	1	7	7.0	0	--
9/8/18	ALABAMA STATE	13	117	9.0	1	2
9/15/18	* LSU	7	25	3.6	1	7
9/22/18	ARKANSAS	2	1	0.5	0	--
9/29/18	SOUTHERN MISS	2	1	0.5	0	--
10/6/18	at Mississippi State	1	8	8.0	0	--
10/13/18	TENNESSEE	1	8	8.0	0	--
10/20/18	at Ole Miss	10	45	4.5	0	--
11/3/18	TEXAS A&M	2	11	5.5	0	--
11/10/18	at Georgia	4	43	10.8	0	--
11/17/18	LIBERTY	6	45	7.5	1	25
11/24/18	at Alabama	10	27	2.7	0	--



DARIUS

SLAYTON

6-2 • 190 • Jr. • 2L

Norcross, Ga. (Greater Atlanta Christian)
Business

#81

WR

2018: Returning starter at receiver ... 32 catches for 510 yards for season (avg. 15.9 ypc) ... 1,445 career receiving yards rank him 15th among Auburn career leaders ... three catches gained 41 yards in Washington win ... did not play against Alabama State ... 4-yard TD catch from Stidham vs. LSU ... five catches for 91 yards vs. Southern Miss, including a long gain of 53 ... four catches gained 58 yards at Mississippi State ... catches of 35 and 27 yards at Ole Miss ... 107 yards on eight catches in Texas A&M win, his second career 100-yard game ... 52-yard touchdown reception at Alabama ... preseason: all-SEC 4th team (Phil Steele)

2017: Veteran receiver ... 29 receptions for 643 yards (22.2 avg.) and 5 TD this season ... three receptions against Georgia Southern gaining 43 yards ... 49-yard reception vs. Mississippi State ... 19-yard TD catch from Stidham was one of two receptions vs. Ole Miss ... 25-yard reception at LSU ... 146 yards on four receptions at Arkansas, including 62-yard TD from Ryan Davis ... 99 yards on two catches at Texas A&M, the long a 53-yard TD from Stidham ... 42-yard TD catch from Stidham vs. Georgia ... 50-yard TD catch vs. ULM ... the first Auburn receiver with a TD catch in four consecutive games since Emory Blake in 2010-11 ... three catches vs. Alabama ... two receptions in SEC championship ... five catches vs. UCF in Peach Bowl

2016: Played in 13 games with 11 starts ... earned his first collegiate start against Clemson ... 15 receptions for 292 yards for season, seventh best among Auburn all-time freshman receivers ... had three catches for 55 yards against Arkansas State ... 36-yard reception from Sean White vs. LSU ... two catches gained 24 yards at Mississippi State ... three catches gained 53 yards at Ole Miss ... 21-yard TD from White vs. Vanderbilt ... three catches gained 41 yards against Alabama A&M ... 56-yard reception from Jeremy Johnson in Sugar Bowl vs. Oklahoma was Auburn's longest pass play of season

2015: Redshirted; did not see any game action

HIGH SCHOOL: Athletic receiving prospect with great ability ... first team Class 2A all-state for Coach Tim Hardy ... all-region at wide receiver and defensive back ... U.S. Army All-American Bowl ... ranked by 247 Sports, ESPN and Scout among the top 15 at his position ... Rivals Georgia top 30 players ... PrepStar top 200 ... state sprint champion at 100m and 200m

PERSONAL: Son of Pamela Slayton and Eddie Slayton ... has a sister, Maileka ... cousin Darrell Crawford played linebacker at Auburn ... birthday is January 12 ... studying in the College of Business

SLAYTON'S CAREER RECEIVING STATS

YEAR	G/GS	NO	YDS	AVG	TD	LPI/OPPONENT
2015						REDSHIRTED
2016	13/11	15	292	19.5	1	56/Oklahoma
2017	13/9	29	643	22.2	5	62/Arkansas
2018	11/10	32	510	15.9	2	53/Southern Miss
Total	37/30	776	1445	19.0	8	62/Arkansas

SLAYTON'S CAREER GAME HIGH STATS

Receptions	8	Texas A&M	11/3/18
Rec. Yards	146	at Arkansas	10/21/17
Rec. Long	62	at Arkansas	10/21/17
Rec. TDs	1	8x (last: at Alabama)	11/24/18

SLAYTON'S GAME-BY-GAME RECEIVING STATS

DATE	OPPONENT	REC	YDS	Avg.	TD	TD YDS
9/3/16	* CLEMSON	0	0	0.0	0	--
9/10/16	* ARKANSAS STATE	3	55	18.3	0	--
9/17/16	* TEXAS A&M	0	0	0.0	0	--
9/24/16	* LSU	1	36	36.0	0	--
10/1/16	* ULM	0	0	0.0	0	--
10/8/16	at Mississippi State	2	24	12.0	0	--
10/22/16	* ARKANSAS	0	0	0.0	0	--



ARRYN

SIPOSS

6-3 • 205 • So. • HS

Melbourne, Australia (Hallam Senior)

Education

#90

P

2018: Punter getting his first experience with American football ... honorable mention All-America (Pro Football Focus) ... earned the starting job before the Alabama State game ... averaging 44.1 yards per kick for the season (17th nationally), with 23-55 fair caught and 17 inside the 20 ... 10 kicks of 50+ ... long punt is 60 yards vs. Arkansas ... three kicks of 50+ in Texas A&M win ... two 50-yard punts vs. Alabama

BEFORE AUBURN: Punter who trained with Pro Kick Australia and Coach Nathan Chapman ... played five seasons of professional football with St. Kilda in the Australian Football League, scoring 22 career goals ... graduate of Hallam Senior Secondary College in Hallam, Victoria ... captained his high school team

PERSONAL: Birthday is November 25 ... son of Attila and Meredith Siposs ... has a sister, Vanessa, and a brother, Tom ... fiancée is Rachael Green ... studying in the College of Education ... enjoys playing golf

SIPOSS'S CAREER PUNTING STATS

YEAR	G	NO	YDS	AVG	TB	FC	I20	50+	LPI/OPPONENT
2018	12	55	2427	44.1	4	23	17	10	60/Arkansas


SIPOSS' CAREER GAME HIGH STATS

Punts	8	2x (last: Texas A&M)	11/3/18
Punt Avg.	48.2	Texas A&M	11/3/18
Long Punt	60	Arkansas	9/22/18
Inside 20	2	6x (last: at Alabama)	11/24/18

SIPOSS' GAME-BY-GAME PUNTING STATS

DATE	OPPONENT	NO	YDS	AVG	IN20	Long
9/1/18	vs. Washington	2	87	43.5	0	47
9/8/18	ALABAMA STATE	2	76	38.0	1	40
9/15/18	LSU	5	235	47.0	1	55
9/22/18	ARKANSAS	5	236	47.2	2	60
9/29/18	SOUTHERN MISS	8	353	44.1	2	53
10/6/18	at Mississippi State	3	141	47.0	1	49
10/13/18	TENNESSEE	3	133	44.3	1	46
10/20/18	at Ole Miss	3	134	44.7	2	47
11/3/18	TEXAS A&M	8	386	48.2	1	54
11/10/18	at Georgia	6	242	40.3	2	44
11/17/18	LIBERTY	3	122	40.7	2	44
11/24/18	at Alabama	7	282	40.3	2	50

Player Bios



JARRETT STIDHAM **#8**
QB
 6-3 • 215 • Jr. • 11
 Stephenville, Texas (McLennan CC)
 Interdepartmental

2018: Returning starter at quarterback ... Auburn career totals: 455-718 (63.4) for 5,579 yards passing, 11 interceptions, 31 TD ... 4 300-yard passing games at Auburn, 16 200-yard passing games ... Auburn record of 162 pass attempts without an interception ... Reese's Senior Bowl invitation ... Auburn opener record hitting 72.2% of his passes vs. Washington (26-36, 273 yards, 10-yd TD to Cannella) ... 15-22 for 134 yards vs. Arkansas with a 4-yard rushing TD ... 19-33 for 245 yards, two TD against Southern Miss ... team captain ... 6-11 passing for 113 yards with a 57-yard TD to Schwartz vs. Alabama State ... 19-38 for 214 yards at Mississippi State ... 28-45 for 322 yards with 2 TD, 2 int vs. Tennessee ... 13-22 for 215 yards, 1 TD at Ole Miss ... became fastest Auburn passer to 5,000 yards (23 games) vs. Texas A&M with 239 yards passing (18-29) and two TD ... 24-36 for 163 yards passing at Georgia ... 12-18 passing vs. Liberty with TDs to Cannella (22) and Seth Williams (45) ... 52-yard TD pass to Slayton at Alabama ... Davey O'Brien Great 8: Washington ... preseason: Maxwell Award, Davey O'Brien Award, Walter Camp, Johnny Unitas Golden Arm, Earl Campbell Texas Rose, Manning Award watch lists; All-America 3rd team (Phil Steele); all-SEC 1st team (Phil Steele); 2nd (SEC media/coaches, Lindy's); 3rd (Athlon)

2017: Starting quarterback ... SEC newcomer of the year ... first team all-SEC (Phil Steele) ... second team all-SEC (coaches, AP) ... Manning Award and Earl Campbell Tyler Rose Award finalist ... led the SEC and ranked ninth nationally in completion percentage (66.5, 246-370) ... fourth in SEC, 19th nationally in passing efficiency (151.0) ... 125-186 (.672) in SEC regular season action with an efficiency rating of 169.56 ... ranks second in passing yardage (3,158), first in completions (246) and sixth in touchdown passes (18) among Auburn single-season all-time leaders ... 14-24 passing for 185 yards with 2 TD tosses in his debut against Georgia Southern; also rushed for a 14-yard score against the Eagles ... 13-24 for 79 yards at Clemson; sacked 11 times ... 32-37 for 364 passing yards against Mercer; that 86.5% completion percentage was second best all time by an SEC player with 30 attempts ... 32 attempts second most in Auburn history and set a school record with 18 consecutive completions ... 13-17 passing at Missouri, with long completion of 58 to Kyle Davis and a long TD completion of 57 to Nate Craig-Myers ... 13-16 for 264 yards and 2 TD vs. Mississippi State, with four completions of 47+ yards ... 14-21 vs. Ole Miss for 235 yards with TD of 75 and 19 yards ... 9-26 at LSU for 165 yards, 1 TD ... 19-28 at Arkansas for 218 yards ... 20-27 for 268 yards, 3 TD passing at Texas A&M ... 16-23 vs. Georgia for 214 yards, 3 passing and one rushing TD ... 18-24 for 235 yards, 2 TD passes vs. ULM ... 21-28 vs. Alabama for 237 yards and a 16-yard rushing TD ... opened SEC championship game with 8 consecutive completions, including a 6-yard TD pass to Craig-Myers ... passed for 331 yards in Peach Bowl vs. UCF with a 26-yard TD pass to Hastings ... SEC Offensive Player of Week: Mississippi State, Alabama ... Manning Award Star of Week: Mississippi State, Alabama ... Manning Award mid-season watch list ... Preseason: Maxwell Award watch list, Earl Campbell Tyler Rose watch list, 2nd team all-SEC (Athlon), 3rd team all-SEC (Phil Steele) ... A-Day spring game offensive MVP ... SEC Academic Honor Roll and Academic Top Tiger

BEFORE AUBURN: ESPN No. 1 JUCO prospect ... student at McLennan Community College during autumn, 2016 ... played 2015 season at Baylor, where he was 75-109 passing for 1,265 yards and 12 TD as a true freshman


HIGH SCHOOL: Five-star quarterback transfer who was the nation's top-rated dual-threat signalcaller coming out of the prep ranks ... three-time all-state selection for Coach Joseph Gillespie at Stephenville (Texas) High ... Under Armour All-American Game ... Elite 11 ... District 3-4A MVP as a junior ... career passing totals of 6,516 yards and 80 TD; career rushing of 1,790 yards and 29 scores ... all-district in basketball and also ran track

PERSONAL: Birthday is August 8 ... son of Rochelle and Juder Stidham ... has two brothers, Juder and Dustin ... enjoys hunting ... received his bachelor's degree from the College of Liberal Arts in May, 2018, and is working toward a second degree in interdepartmental studies

10/29/16	* at Ole Miss	3	53	17.6	0	--
11/5/16	* VANDERBILT	2	27	13.5	1	21
11/12/16	at Georgia	0	0	0.0	0	--
11/19/16	* ALABAMA A&M	3	41	13.7	0	--
11/26/16	* at Alabama	0	0	0.0	0	--
1/2/17	* vs. Oklahoma (Sugar)	1	56	56.0	0	--

DATE	OPPONENT	REC	YDS	Avg.	TD	TD YDS
9/2/17	* GA SOUTHERN	3	43	14.3	0	--
9/9/17	at Clemson	0	0	0.0	0	--
9/16/17	MERCER			DID NOT PLAY		
9/23/17	at Missouri	0	0	0.0	0	--
9/30/17	MISSISSIPPI STATE	1	49	49.0	0	--
10/7/17	OLE MISS	2	39	19.5	1	19
10/14/17	* at LSU	1	25	25.0	0	--
10/21/17	* at Arkansas	4	146	36.5	1	62
11/4/17	* at Texas A&M	2	99	49.5	1	53
11/11/17	* GEORGIA	2	43	21.5	1	42
11/18/17	* ULM	4	89	22.3	1	50
11/25/17	* ALABAMA	3	27	9.0	0	--
12/2/17	* vs. Georgia (SEC)	2	14	7.0	0	--
1/1/18	* vs. UCF (Peach)	5	69	13.8	0	--

DATE	OPPONENT	REC	YDS	Avg.	TD	TD YDS
9/1/18	* vs. Washington	3	41	13.7	0	--
9/8/18	ALABAMA STATE			DID NOT PLAY		
9/15/18	LSU	3	33	11.0	1	4
9/22/18	* ARKANSAS	2	23	11.5	0	--
9/29/18	* SOUTHERN MISS	5	91	18.2	0	--
10/6/18	* at Mississippi State	4	58	14.5	0	--
10/13/18	* TENNESSEE	2	24	12.0	0	--
10/20/18	* at Ole Miss	2	62	31.0	0	--
11/3/18	* TEXAS A&M	8	107	13.4	0	--
11/10/18	* at Georgia	1	8	8.0	0	--
11/17/18	* LIBERTY	0	0	0.0	0	--
11/24/18	* at Alabama	2	63	31.5	1	52



CLARKE SMITH **#53**
LS
 6-3 • 233 • So. • SQ
 Leeds, Ala. (Leeds)
 Engineering

2018: Back-up long snapper ... saw first career action vs. Alabama State
2017: Did not see any game action

2016: Did not see any game action ... SEC first-year Academic Honor Roll
HIGH SCHOOL: Back-to-back state champions (2014 & 2015) under Coach Keith Etheredge at Leeds High ... three time region champion ... also played golf, basketball, baseball and track and field ... member of National Honor Society, Quill and Scroll, Mu Alpha Theta ... student ambassador at Leeds

PERSONAL: Birthday is April 8 ... son of Anita Carlisle and stepson of Vic Williams ... has two sisters, Whitney and Hannah ... sister Whitney and cousin Carlisle were collegiate athletes ... studying in the College of Engineering ... AUConnect leader

Player Bios

STIDHAM'S CAREER PASSING STATS

YEAR	G/GS	CMP	ATT	PCT	YDS	INT	TD	LP/OPPONENT
2015	10/3	75	109	68.8	1265	2	12	81/Kansas State
2015 at Baylor								
2017	14/14	246	370	66.5	3158	6	18	75/Ole Miss
2018	12/12	209	348	60.1	2421	5	13	76/Tennessee
Total	36/29	530	827	64.1	6844	13	43	81/Kansas State

STIDHAM'S CAREER RUSHING STATS

YEAR	G/GS	NO	YDS	AVG	TD	LP/OPPONENT
2015	10/3	36	70	1.9	2	16/Oklahoma State
2015 at Baylor						
2017	14/14	103	153	1.5	4	24/Texas A&M
2018	12/12	71	-5	-0.1	3	18/Washington
Total	36/29	210	218	1.0	9	24/Texas A&M

STIDHAM'S CAREER GAME HIGH STATS

Completions	32	Mercer	9/16/17
Consec Comp.	18	Mercer	9/16/17
Pass Att	45	Tennessee	10/13/18
Pass Yds.	419	at Kansas St	11/5/15
Pass Yd/quarter	136	at Kansas St (2nd)	11/5/15
Pass Long	81	at Kansas St	11/5/15
Pass TD	3	3x (last: Georgia)	11/11/17
Interceptions.....	2	4x (last: Tennessee)	10/13/18
Att w/o Int.....	162	Tennessee through Alabama	2018
Rush Att	18	at Clemson	9/9/17
Rush Yds.....	51	Alabama	11/25/17
Rush TD	1	9x (last: Liberty)	11/17/18
Rush Long.....	24	at Texas A&M	11/4/17
150 Pass Yds.....	23	last: Liberty	11/17/18
300 Pass Yds.....	4	last: Tennessee	10/13/18

STIDHAM'S GAME-BY-GAME PASSING STATS

DATE	OPPONENT	CMP	ATT	YDS	INT	TD	TD Passes
9/4/15	at SMU	2	2	47	0	1	42
9/12/15	LAMAR	3	4	31	0	0	--
9/26/15	RICE	7	9	89	0	1	8
10/3/15	vs. Texas Tech	1	1	26	0	0	--
10/10/15	at Kansas	9	10	117	0	2	37,30
10/17/15	WEST VIRGINIA	1	1	9	0	1	9
10/24/15	IOWA STATE	1	1	12	0	1	12
11/5/15	* at Kansas State	23	33	419	0	3	55,81,3
11/14/15	* OKLAHOMA	16	27	257	2	2	5,17
11/21/15	* at Oklahoma State	12	21	258	0	1	59
11/27/15	at TCU						DID NOT PLAY
12/5/15	TEXAS						DID NOT PLAY
12/29/15	vs. North Carolina						DID NOT PLAY

DATE	OPPONENT	CMP	ATT	YDS	INT	TD	TD Passes
9/3/17	* GA SOUTHERN	14	24	185	1	2	19,19
9/9/17	* at Clemson	13	24	79	0	0	--
9/16/17	* MERCER	32	37	364	1	0	--
9/23/17	* at Missouri	13	17	218	0	1	57
9/30/17	* MISSISSIPPI STATE	13	16	264	0	2	7,47
10/7/17	* OLE MISS	14	21	235	0	2	75,19
10/14/17	* at LSU	9	26	165	0	1	49
10/21/17	* at Arkansas	19	28	218	1	0	--
11/4/17	* at Texas A&M	20	27	268	0	3	2,53,4
11/11/17	* GEORGIA	16	23	214	0	3	42,32,55
11/18/17	* ULM	18	24	235	1	2	50,41
11/25/17	* ALABAMA	21	28	237	0	0	--
12/2/17	* vs. Georgia (SEC)	16	32	145	0	1	6
1/1/18	* vs. UCF (Peach)	28	43	331	2	1	26

DATE	OPPONENT	CMP	ATT	YDS	INT	TD	TD Passes
9/1/18	* vs. Washington	26	36	273	0	1	10
9/8/18	* ALABAMA STATE	6	11	113	0	1	57
9/15/18	* LSU	16	28	198	2	1	4
9/22/18	* ARKANSAS	15	22	134	0	0	--
9/29/18	* SOUTHERN MISS	19	33	245	0	2	46,2
10/6/18	* at Mississippi State	19	38	214	0	0	--
10/13/18	* TENNESSEE	28	45	322	2	2	76,14
10/20/18	* at Ole Miss	13	22	215	0	1	3
11/3/18	* TEXAS A&M	18	29	239	0	2	11,11
11/10/18	* at Georgia	24	36	163	0	0	--
11/17/18	* LIBERTY	12	18	178	0	2	22,45
11/24/18	* at Alabama	13	30	127	1	1	52

STIDHAM'S GAME-BY-GAME RUSHING STATS

DATE	OPPONENT	ATT	YDS	Avg.	TD	TD YDS
9/4/15	at SMU	1	-6	-6.0	0	--
9/12/15	LAMAR	3	0	0.0	1	13
9/26/15	RICE	3	15	5.0	0	--
10/3/15	vs. Texas Tech	0	0	0.0	0	--
10/10/15	at Kansas	0	0	0.0	0	--
10/17/15	WEST VIRGINIA	3	14	4.7	0	--
10/24/15	IOWA STATE	2	3	1.5	0	--
11/5/15	* at Kansas State	7	1	0.1	1	1
11/14/15	* OKLAHOMA	10	7	1.4	0	--
11/21/15	* at Oklahoma State	7	36	5.1	0	--
11/27/15	at TCU					DID NOT PLAY
12/5/15	TEXAS					DID NOT PLAY
12/29/15	vs. North Carolina					DID NOT PLAY

DATE	OPPONENT	ATT	YDS	Avg.	TD	TD YDS
9/2/17	* GA SOUTHERN	9	17	1.9	1	14
9/9/17	* at Clemson	18	-42	-2.3	0	--
9/16/17	* MERCER	7	23	3.3	0	--
9/23/17	* at Missouri	5	35	7.0	0	--
9/30/17	* MISSISSIPPI STATE	4	-12	-3.0	0	--
10/7/17	* OLE MISS	1	-6	-6.0	0	--
10/14/17	* at LSU	6	11	1.8	0	--
10/21/17	* at Arkansas	4	49	12.3	1	15
11/4/17	* at Texas A&M	7	27	3.9	0	--
11/11/17	* GEORGIA	7	3	0.4	1	7
11/18/17	* ULM	2	-3	-1.5	0	--
11/25/17	* ALABAMA	12	51	4.2	1	16
12/2/17	* vs. Georgia (SEC)	9	25	2.8	0	--
1/1/18	* vs. UCF (Peach)	12	-25	-2.1	0	--

DATE	OPPONENT	ATT	YDS	Avg.	TD	TD YDS
9/1/18	* vs. Washington	11	23	2.1	0	--
9/8/18	* ALABAMA STATE	2	8	4.0	1	6
9/15/18	* LSU	5	5	1.0	0	--
9/22/18	* ARKANSAS	10	-5	-0.5	1	4
9/29/18	* SOUTHERN MISS	4	-26	-6.5	0	--
10/6/18	* at Mississippi State	5	-22	-4.4	0	--
10/13/18	* TENNESSEE	7	-7	-1.0	0	--
10/20/18	* at Ole Miss	6	9	1.5	0	--
11/3/18	* TEXAS A&M	5	-15	-3.0	0	--
11/10/18	* at Georgia	6	36	6.0	0	--
11/17/18	* LIBERTY	4	-3	-0.8	1	1
11/24/18	* at Alabama	6	-8	-1.3	0	--



ELI #12
STOVE
 6-0 • 185 • Jr. • 2L
 Niceville, Fla. (Niceville)
 Engineering
WR

2018: Veteran receiver recovering from spring ACL injury ... 5-yard reception vs. LSU ... returned to action at Alabama with two receptions

2017: In the mix among the starting wide receivers ... 29 receptions for season ... three receptions against Georgia Southern for 22 yards ... four catches gained 45 yards vs. Mercer ... gained 56 yards rushing on three carries at Missouri ... 105 all-purpose yards vs. Mississippi State, with a 30-yard run and receptions of 57 and 18 yards ... three catches vs. Ole Miss ... three catches at Arkansas and a 45-yard rush, his longest of the season ... four catches gained 40 yards at Texas A&M, where he scored on a 4-yard rush ... four catches and rushed for 55 yards on four carries vs. Georgia ... 26-yard reception in SEC championship ... scored on a 7-yard run vs. UCF in Peach Bowl

2016: Appeared in 12 games as a true freshman with six starts ... 23 receptions for 224 yards for season ... 23 catches are sixth most by an Auburn freshman all-time ... saw first action against Arkansas State ... gained 20 yards on two catches vs. ULM ... 78-yard TD run on first play of Arkansas game was 16th-longest run in AU history and third-longest by a freshman ... finished with 94 yards on three carries against the Razorbacks ... five catches for 37 yards at Ole Miss ... two receptions vs. Vanderbilt and at Georgia ... had three receptions against Alabama A&M ... 55-

Player Bios

yard reception from John Franklin III at Alabama was Auburn's longest completion of the regular season ... team-best four receptions in Sugar Bowl against Oklahoma for 39 yards

HIGH SCHOOL: Elusive receiver with career receiving totals of 1,878 yards on 136 catches with 22 TD for Coach John Hicks at Niceville High, helping the Eagles to the regional finals ... 978 all-purpose yards and 11 TD as a senior ... Under Armour All-America Game ... first team Class 6A all-state and NWF Daily News all-area and Dandy Dozen ... Rivals and ESPN rate him among top 15 WR prospects ... also a track letterman

PERSONAL: Birthday is January 21 ... son of Langston and Felicia Stove ... has two brothers, Zac and Jon ... musician who plays several instruments ... studying in the College of Engineering

STOVE'S CAREER RECEIVING STATS

YEAR	G/GS	NO	YDS	AVG	TD	LP/OPPONENT
2016	12/6	23	224	9.7	0	55/Alabama
2017	14/6	29	265	9.1	0	57/Mississippi St
2018	3/1	3	17	5.7	0	8/Alabama
Total	29/13	55	506	9.2	0	57/Mississippi St

STOVE'S CAREER RUSHING STATS

YEAR	G/GS	NO	YDS	AVG	TD	LP/OPPONENT
2016	12/6	11	131	11.9	1	78/Arkansas
2017	14/6	30	315	10.5	2	45/Arkansas
2018	3/1	0	0	0.0	0	--
Total	29/13	41	446	10.9	3	78/Arkansas

STOVE'S CAREER GAME HIGH STATS

Rush Attempts3	2x (last: vs. UCF)	11/1/18
Rush Yds94	Arkansas	10/22/16
Rush Long78	Arkansas	10/22/16
Rush TD1	3x (last: vs. UCF)	11/1/18
Receptions5	at Ole Miss	10/29/16
Rec. Yds87	at Alabama	11/26/16
Rec. Long57	Mississippi State	9/30/17
A-P Yards106	Arkansas	10/22/16

STOVE'S GAME-BY-GAME RECEIVING STATS

DATE	OPPONENT	REC	YDS	AVG	TD	TD YDS
9/3/16	CLEMSON					DID NOT PLAY
9/10/16	ARKANSAS STATE	0	0	0.0	0	--
9/17/16	TEXAS A&M	0	0	0.0	0	--
9/24/16	LSU	0	0	0.0	0	--
10/1/16	ULM	2	20	10.0	0	--
10/8/16	at Mississippi State	0	0	0.0	0	--
10/22/16	* ARKANSAS	1	12	12.0	0	--
10/29/16	* at Ole Miss	5	37	7.4	0	--
11/5/16	VANDERBILT	2	9	4.5	0	--
11/12/16	* at Georgia	2	13	6.5	0	--
11/19/16	* ALABAMA A&M	3	7	2.3	0	--
11/26/16	* at Alabama	4	87	21.8	0	--
1/2/17	* vs. Oklahoma (Sugar)	4	39	9.8	0	--

DATE	OPPONENT	REC	YDS	AVG	TD	TD YDS
9/2/17	* GA SOUTHERN	3	22	7.3	0	--
9/9/17	* at Clemson	0	0	0.0	0	--
9/16/17	MERCER	4	45	11.3	0	--
9/23/17	at Missouri	1	3	3.0	0	--
9/30/17	MISSISSIPPI STATE	2	75	37.5	0	--
10/7/17	* OLE MISS	3	17	5.7	0	--
10/14/17	at LSU	0	0	0.0	0	--
10/21/17	at Arkansas	3	6	2.0	0	--
11/4/17	at Texas A&M	4	40	10.0	0	--
11/11/17	* GEORGIA	4	14	3.5	0	--
11/18/17	* ULM	2	16	8.0	0	--
11/25/17	ALABAMA	1	0	0.0	0	--
12/2/17	* vs. Georgia (SEC)	1	26	26.0	0	--
1/1/18	vs. UCF (Peach)	1	1	1.0	0	--

DATE	OPPONENT	REC	YDS	AVG	TD	TD YDS
9/1/18	vs. Washington					DID NOT PLAY
9/8/18	ALABAMA STATE	0	0	0.0	0	--
9/15/18	* LSU	1	5	5.0	0	--
9/22/18	ARKANSAS					DID NOT PLAY
9/29/18	SOUTHERN MISS					DID NOT PLAY
10/3/18	at Mississippi State					DID NOT PLAY
10/13/18	TENNESSEE					DID NOT PLAY

10/20/18	at Ole Miss					DID NOT PLAY
11/3/18	TEXAS A&M					DID NOT PLAY
11/10/18	at Georgia					DID NOT PLAY
11/17/18	LIBERTY					DID NOT PLAY
11/24/18	at Alabama	2	12	6.0	0	--

STOVE'S GAME-BY-GAME RUSHING STATS

DATE	OPPONENT	ATT	YDS	AVG	TD	TD YDS
9/3/16	CLEMSON					DID NOT PLAY
9/10/16	ARKANSAS STATE	0	0	0.0	0	--
9/17/16	TEXAS A&M	0	0	0.0	0	--
9/24/16	LSU	1	0	0.0	0	--
10/1/16	ULM	2	20	10.0	0	--
10/8/16	at Mississippi State	0	0	0.0	0	--
10/22/16	* ARKANSAS	3	94	31.3	1	78
10/29/16	* at Ole Miss	1	-2	-2.0	0	--
11/5/16	VANDERBILT	1	-1	-1.0	0	--
11/12/16	* at Georgia	1	12	12.0	0	--
11/19/16	* ALABAMA A&M	0	0	0.0	0	--
11/26/16	* at Alabama	0	0	0.0	0	--
1/2/17	* vs. Oklahoma (Sugar)	2	8	4.0	0	--

DATE	OPPONENT	ATT	YDS	AVG	TD	TD YDS
9/2/17	* GA SOUTHERN	2	7	3.5	0	--
9/9/17	* at Clemson	1	6	6.0	0	--
9/16/17	MERCER	0	0	0.0	0	--
9/23/17	at Missouri	3	56	18.7	0	--
9/30/17	MISSISSIPPI STATE	1	30	30.0	0	--
10/7/17	* OLE MISS	2	36	18.0	0	--
10/14/17	at LSU	3	15	5.0	0	--
10/21/17	at Arkansas	1	45	45.0	0	--
11/4/17	at Texas A&M	3	10	3.3	1	4
11/11/17	* GEORGIA	4	55	13.8	0	--
11/18/17	* ULM	2	5	2.5	0	--
11/25/17	ALABAMA	2	8	4.0	0	--
12/2/17	* vs. Georgia (SEC)	3	19	6.3	0	--
1/1/18	vs. UCF (Peach)	3	23	7.7	1	7



KAMERON

#62

STUTTS

OL

6-4 • 325 • Fr. • HS


Killen, Ala. (Brooks)

Education

2018: Freshman offensive lineman ... saw first career action vs. Alabama State
HIGH SCHOOL: Agile offensive line prospect who helped the Brooks Lions to the Alabama state Class 5A playoffs ... high school coach was Brad Black ... Mr. Football finalist and Lauderdale County athlete of the year ... two-year first team all-state and super all-state as a senior ... Alabama-Mississippi All-Star Game ... two-year Times-Daily all-area in football and track and field ... ESPN, Rivals, 247Sports three star ... two-time state shot put champion ... member of National Honor Society, Boys' State delegate, FBLA state finalist

PERSONAL: Birthday is February 8 ... son of Stephanie Stutts ... has one sister, Krisslynn ... studying in the College of Education

Player Bios



BILL #60
TAYLOR LS
 6-3 • 234 • RFr. • RS
 Northport, Ala. (American Christian Academy)
 Business

2018: Redshirt freshman who is the starting long snapper
2017: Backup long snapper who redshirted the 2017 season ... Academic Top Tiger and SEC first-year academic honor roll
HIGH SCHOOL: Athletic long snapper who played for Coach Chris Smelley at American Christian Academy ... five-star prospect rated No. 2 nationally by Kohl's Kicking ... four-year starter for the Patriots ... National Honor Society president ... AB Honor Roll ... Tuscaloosa Forerunners leadership organization
PERSONAL: Birthday is August 28 ... son of Rafe and Cynthia Taylor ... dad was a long snapper and linebacker at Alabama ... has three siblings, Olivia, Trent and Mary Madison ... studying in the College of Business



DANIEL #24
THOMAS DB
 5-11 • 212 • Jr. • 2L
 Montgomery, Ala. (Robert E. Lee)
 Business

2018: Starter at strong safety ... 123 career tackles ... team-best eight tackles, PBU vs. Washington ... two interceptions vs. Alabama State, including a 29-yard touchdown ... four tackles vs. LSU ... leading tackler with six stops and a 40-yard fumble recovery against Arkansas ... three tackles vs. Southern Miss ... eight tackles vs. Mississippi State ... six tackles vs. Tennessee ... 10 tackles at Ole Miss ... career-best 12 tackles, a forced fumble and a TFL in the Texas A&M win ... nine tackles and forced a Georgia fumble ... six tackles at Alabama
2017: Strong safety contributor who often plays nickel ... three career interceptions ... 35 tackles for season ... interception, PBU, 2 tackles against Georgia Southern ... 3 tackles vs. Mercer ... 4 tackles and a fumble recovery at Missouri ... 5 tackles, PBU against Mississippi State ... 5 tackles vs. Ole Miss ... 6 tackles at LSU ... 4 tackles at Arkansas
2016: SEC all-freshman second team (Athlon) ... true freshman defensive back who played in 11 games ... saw first action against Arkansas State ... had one tackle vs. ULM ... two tackles at Mississippi State ... tackle at Ole Miss ... led team with five tackles, 1.5 TFL against Alabama A&M ... two interceptions in Alabama game, along with six tackles ... first Auburn freshman with two picks in a game since 2009 season ... first start came in Sugar Bowl against Oklahoma
HIGH SCHOOL: Speedy safety who recorded 87 tackles, five TFL, seven interceptions, two interception TD and three punt return TD as a senior for Coach Tyrone Rogers at Robert E. Lee High ... first team all-metro ... second team ASWA Class 7A all-state ... top 100 position prospect by Scout, 247 Sports ... National Honor Society ... also played basketball, track and tennis
PERSONAL: Birthday is July 1 ... son of Regina and Stanley Thomas ... has three brothers, Davy, Mario and Joshua ... studying in the College of Business

THOMAS' CAREER DEFENSIVE STATS

YEAR	G/GS	TT	UT	AT	TFL-YDS	QBS-YDS	FF/FR	PD	I/YDS
2016	11/1	16	10	6	1.5-2	0.0-0	0/0	3	2/29
2017	14/1	35	19	16	0.0-0	0.0-0	0/1	4	1/0
2018	12/12	72	47	25	1.0-4	0.0-0	2/1	5	2/29
Total	37/14	123	76	47	2.5-6	0.0-0	2/1	12	5/58

THOMAS' CAREER GAME HIGH STATS


Tackles.....	12	Texas A&M	11/3/18
TFL.....	1.5	Alabama A&M	11/19/16
PBU.....	2	3x (last: Alabama St.)	9/8/18
Interceptions.....	2	2x (last: Alabama St.)	9/8/18
FF.....	1	2x (last: at Georgia)	11/10/18
FR.....	1	2x (last: Arkansas)	9/22/18

THOMAS' GAME-BY-GAME DEFENSIVE STATS

DATE	OPPONENT	TT	UT	AT	PD	INT-YDS
9/3/16	CLEMSON					DID NOT PLAY
9/10/16	ARKANSAS STATE	0	0	0	1	0-0
9/17/16	TEXAS A&M					DID NOT PLAY
9/24/16	LSU	0	0	0	0	0-0
10/1/16	ULM	1	0	1	0	0-0
10/8/16	at Mississippi State	2	1	1	0	0-0
10/22/16	ARKANSAS	0	0	0	0	0-0
10/29/16	at Ole Miss	1	0	1	0	0-0
11/5/16	VANDERBILT	0	0	0	0	0-0
11/12/16	at Georgia	0	0	0	0	0-0
11/19/16	ALABAMA A&M	5	4	1	0	0-0
11/28/16	at Alabama	6	5	1	0	2-29
1/2/17	* vs. Oklahoma (Sugar)	1	0	1	0	0-0

DATE	OPPONENT	TT	UT	AT	PD	INT-YDS
9/2/17	GA SOUTHERN	2	1	1	1	1-0
9/9/17	at Clemson	0	0	0	0	0-0
9/16/17	MERCER	3	2	1	0	0-0
9/23/17	at Missouri	4	2	2	0	0-0
9/30/17	MISSISSIPPI STATE	5	4	1	1	0-0
10/7/17	OLE MISS	5	3	2	0	0-0
10/14/17	at LSU	6	4	2	1	0-0
10/21/17	* at Arkansas	4	2	2	0	0-0
11/4/17	at Texas A&M	0	0	0	0	0-0
11/11/17	GEORGIA	0	0	0	0	0-0
11/18/17	ULM	1	0	1	0	0-0
11/25/17	ALABAMA	1	0	1	0	0-0
12/2/17	vs. Georgia (SEC)	1	0	1	0	0-0
1/1/18	vs. UCF (Peach)	3	1	2	0	0-0

DATE	OPPONENT	TT	UT	AT	PD	INT-YDS
9/1/18	* vs. Washington	8	7	1	1	0-0
9/8/18	* ALABAMA STATE	0	0	0	0	2-29
9/15/18	* LSU	4	2	2	0	0-0
9/22/18	* ARKANSAS	6	6	0	0	0-0
9/29/18	* SOUTHERN MISS	3	1	2	1	0-0
10/6/18	* at Mississippi State	8	2	6	1	0-0
10/13/18	* TENNESSEE	6	4	2	0	0-0
10/20/18	* at Ole Miss	10	5	5	0	0-0
11/3/18	* TEXAS A&M	12	9	3	0	0-0
11/10/18	* at Georgia	9	8	1	0	0-0
11/17/18	* LIBERTY	0	0	0	0	0-0
11/24/18	* at Alabama	6	3	3	0	0-0



BARRETT #38
TINDALL LB
 6-0 • 214 • RFr. • RS
 Birmingham, Ala. (Briarwood)
 Engineering

2018: Walk-on linebacker ... saw first game action against Liberty
2017: Joined the team as a walk-on but did not see game action ... Academic Top Tiger and SEC first-year academic honor roll
HIGH SCHOOL: Three-year letterman for Coach Fred Yancey at Briarwood Christian ... first team All Over The Mountain ... Lions were 12-2 and state semi-finalists his senior season ... first-team all-area in basketball, where he was team MVP and team captain ... also played lacrosse ... National Honor Society, Mu Alpha Theta math honor society, honors graduate
PERSONAL: Birthday is May 19 ... son of Craig and Amanda Tindall ... has two siblings, Sawyer and Mathis ... studying in the College of Engineering

Player Bios



C.J. #48
TOLBERT **RB**
 5-7 • 199 • Sr. • 1L
 Dadeville, Ala. (Harding)
 Education

2018: Reserve running back ... limited action against Alabama State ... rushed for 41 yards on six carries vs. Liberty ... A-Day offensive MVP, rushing for 137 yards on 16 carries, with a 79-yard long gain and a pair of 2-yard touchdowns

2017: Reserve tailback who also contributes on special teams ... played in three games

2016: Ineligible as a transfer student-athlete

PREVIOUS SCHOOL: Spent two seasons at Harding University in Arkansas ... played in three games in 2015

HIGH SCHOOL: Class 4A finalist for Alabama Mr. Football for Coach Richard White at Dadeville High ... first team Class 4A all-state ... 1,115 yards and 16 TD passing, 1,543 yards and 27 TD rushing as a senior ... 2013 Opelika-Auburn News breakout player of the year ... also a basketball and baseball letterman ... played quarterback at Harding University after high school


PERSONAL: Birthday is July 26 ... son of Christopher and Vanessa Tolbert ... has one sister, Kristen ... father played baseball at AUM and mother played softball at Enterprise State ... studying in the College of Education

TOLBERT'S CAREER RUSHING STATS

YEAR	G/GS	NO	YDS	AVG	TD	LP/OPPONENT
2018	2/0	9	42	4.7	0	17/Liberty

TOLBERT'S CAREER GAME HIGH STATS

Rush Attempts6	Liberty	11/17/18
Rush Yds.41	Liberty	11/17/18
Rush Long17	Liberty	11/17/18



AUSTIN #68
TROXELL **OL**
 6-6 • 305 • RFr. • RS
 Huntsville, Ala. (Madison Academy)
 Business

2018: Second on the depth chart at right tackle ... saw first action against Washington ... has played in every game

2017: Did not see any game action while redshirting ... Academic Top Tiger

HIGH SCHOOL: Versatile lineman who played both sides of the line of scrimmage for Coach Grant Reynolds and the Madison Academy Mustangs ... first team ASWA all-state and Class 4A all-Region 7 team ... Under Armour All-America Game ... ranked in ESPN's top 300 overall players and is a top 200 player according to 247 Sports and Scout ... consensus top 25 overall offensive tackle ... Rivals and ESPN top 15 player from Alabama ... 247 Sports state top 10 ... Scout No. 2 lineman in the state ... also played basketball

PERSONAL: Birthday is December 21 ... son of Matt and Christy Troxell ... has a brother, Alan, and a sister, Kayla ... studying in the College of Business



TYRONE #94
TRUESDELL **DL**
 6-2 • 314 • So. • 1L
 Augusta, Ga. (Lucy Laney)
 Business

2018: Second on the depth chart at defensive tackle .. three tackles, 0.5 TFL against Alabama State

2017: True freshman playing at defensive tackle ... TFL and fumble recovery at Missouri ... tackle and QB hurry vs. Ole Miss

HIGH SCHOOL: Run-stuffing defensive lineman who played for Coach Rodney McFadden and the Lucy Laney Wildcats ... 39 tackles, seven TFL, 2.5 sacks as a senior ... Border Bowl Team Georgia ... Augusta Chronicle Dream 16 ... first team all-Region 4AA and all-area ... ESPN four-star rating ... ranked among Top 40 prospects at his position by 247 Sports, ESPN, Rivals ... Top 50 prospect from state of Georgia by Scout, Rivals, ESPN, 247 Sports ... also throws the shot put

PERSONAL: Birthday is July 17 ... son of Lorraine Truesdell ... studying in the College of Business

TRUESDELL'S CAREER DEFENSIVE STATS

YEAR	G/GS	TT	UT	AT	TFL-YDS	QBS-YDS	FF/FR	PD	I/YDS
2017	9/0	5	4	1	1.0-2	0.0-0	0/1	0	0/0
2018	11/0	9	5	4	0.5-1	0.0-0	0/0	0	0/0
Total	20/0	14	9	5	1.5-3	0.0-0	0/1	0	0/0

TRUESDELL'S CAREER GAME HIGH STATS

Tackles3	Alabama St.	9/8/18
TFL1.0	at Missouri	9/23/17
FR1	at Missouri	9/23/17

TRUESDELL'S GAME-BY-GAME DEFENSIVE STATS

DATE	OPPONENT	TT	UT	AT	TFL-YDS	QBS-YDS
9/2/17	GA SOUTHERN	1	1	0	0.0-0	0.0-0
9/9/17	at Clemson				DID NOT PLAY	
9/16/17	MERCER	0	0	0	0.0-0	0.0-0
9/23/17	at Missouri	1	1	0	1.0-2	0.0-0
9/30/17	MISSISSIPPI STATE	0	0	0	0.0-0	0.0-0
10/7/17	OLE MISS	1	1	0	0.0-0	0.0-0
10/14/17	at LSU	0	0	0	0.0-0	0.0-0
10/21/17	at Arkansas	1	0	1	0.0-0	0.0-0
11/4/17	at Texas A&M	0	0	0	0.0-0	0.0-0
11/11/17	GEORGIA				DID NOT PLAY	
11/18/17	ULM	1	1	0	0.0-0	0.0-0
11/25/17	ALABAMA				DID NOT PLAY	
12/2/17	vs. Georgia (SEC)				DID NOT PLAY	
1/1/18	vs. UCF (Peach)				DID NOT PLAY	

DATE	OPPONENT	TT	UT	AT	TFL-YDS	QBS-YDS
9/1/18	vs. Washington				DID NOT PLAY	
9/8/18	ALABAMA STATE	3	1	2	0.5-1	0.0-0
9/15/18	LSU	1	1	0	0.0-0	0.0-0
9/22/18	ARKANSAS	1	1	0	0.0-0	0.0-0
9/29/18	SOUTHERN MISS	0	0	0	0.0-0	0.0-0
10/6/18	at Mississippi State	0	0	0	0.0-0	0.0-0
10/13/18	TENNESSEE	0	0	0	0.0-0	0.0-0
10/20/18	at Ole Miss	1	0	1	0.0-0	0.0-0
11/3/18	TEXAS A&M	1	0	1	0.0-0	0.0-0
11/10/18	at Georgia	0	0	0	0.0-0	0.0-0
11/17/18	LIBERTY	1	1	0	0.0-0	0.0-0
11/24/18	at Alabama	1	1	0	0.0-0	0.0-0

Player Bios



CHRISTIAN #6
TUTT DB
 5-11 • 195 • Fr. • HS
 Thomson, Ga. (Thomson)
 Business

2018: True freshman key in the rotation at cornerback ... 20 tackles for season ... four tackles, 32-yard punt return against Alabama State ... 23-yard interception in the fourth quarter of the Southern Miss game ... three tackles at Mississippi State ... first start came at Ole Miss, where he recorded four tackles ... 6-yard sack and key fourth-quarter 28-yard punt return in the Texas A&M win ... six tackles at Georgia ... Outstanding cornerback prospect who enrolled in January

HIGH SCHOOL: As a senior scored rushing, receiving, kick return and punt return touchdowns as a senior for Coach Rob Ridings at Thomson High ... led the Thomson Bulldogs to a 10-2 record and the semifinals of the Georgia 4A state playoffs ... compiled 51 tackles and had 522 yards of total offense with 11 touchdowns as a senior ... U.S. Army All-American Bowl ... ESPN, Rivals, 247Sports four star ... also ran track and played basketball

PERSONAL: Birthday is December 7 ... son of Chris and Rochelle Tutt ... has one brother, Christopher ... nephew of former NFL linebacker Danny Verdun Wheeler ... enrolled in the College of Business

TUTT'S CAREER DEFENSIVE STATS


YEAR	G/GS	TT	UT	AT	TFL-YDS	QBS-YDS	FF/FR	PD	I/YDS
2018	10/2	20	12	8	1.0-6	1.0-6	0/0	1	1/23

TUTT'S CAREER GAME HIGH STATS

Tackles.....	6	at Georgia	11/10/18
TFL.....	1.0	Texas A&M	11/3/18
Sacks.....	1.0	Texas A&M	11/3/18
PBU.....	1	Southern Miss	9/29/18
Interceptions.....	1	Southern Miss	9/29/18
Punt Ret.....	1	2x (last: Texas A&M)	11/3/18
Punt Ret. Yards..	32	Alabama St.	9/8/18
Punt Reg. Long..	32	Alabama St.	9/8/18

TUTT'S GAME-BY-GAME DEFENSIVE STATS


DATE	OPPONENT	TT	UT	AT	PD	INT-YDS
9/1/18	vs. Washington					DID NOT PLAY
9/8/18	ALABAMA STATE	4	2	2	0	0-0
9/15/18	LSU					DID NOT PLAY
9/22/18	ARKANSAS	0	0	0	0	0-0
9/29/18	SOUTHERN MISS	1	1	0	0	1-23
10/6/18	at Mississippi State	3	2	1	0	0-0
10/13/18	TENNESSEE	1	0	1	0	0-0
10/20/18	* at Ole Miss	4	2	2	0	0-0
11/3/18	TEXAS A&M	1	1	0	0	0-0
11/10/18	* at Georgia	6	4	2	0	0-0
11/17/18	LIBERTY	0	0	0	0	0-0
11/24/18	at Alabama	0	0	0	0	0-0



JACOB #42
VonESCHENBACH Buck
 6-0 • 211 • Jr. • SQ
 Enterprise, Ala. (Enterprise)
 Engineering

2018: Walk-on defensive lineman ... saw first career action vs. Alabama State
HIGH SCHOOL: Two-time defensive player of the week as a senior at Enterprise High ... led the Wildcats in TFL and recorded six sacks, four forced fumbles and four fumble recoveries as a senior ... high school coach was David Faulkner ... a state qualifier in the discus ... National Honor Society, senior class treasurer, TSA treasurer

PERSONAL: Birthday is February 15 ... son of Thomas and Melissa vonEschenbach ... has two brothers, Josh and Jack ... IISE member ... studying in the College of Engineering



GARY #97
WALKER DL
 6-0 • 281 • Jr. • 2L
 Toccoa, Ga. (Stephens County)
 Agriculture

2018: Veteran defensive end ... recovered a Liberty fumble
2017: Veteran defensive tackle ... saw action in five games
2016: Played in three games ... saw first career action against ULM, tackling their QB in the end zone for a safety ... solo tackle against Arkansas ... QB hurry vs. Alabama A&M

2015: Redshirted; did not see any game action
HIGH SCHOOL: Selected as MVP on defense for Coach Frank Barden at Stephens County High ... state runner-up in wrestling ... four-year track letterman ... golden mastery cords for all As his senior year

PERSONAL: Birthday is September 7 ... son of Sabrina and Gary Walker ... father played at Auburn and 11 years in the NFL ... has three siblings: Gavin, Garrison and Samara ... studying in the College of Agriculture

WALKER'S CAREER DEFENSIVE STATS

YEAR	G/GS	TT	UT	AT	TFL-YDS	QBS-YDS	FF/FR	PD	QBH
2016	3/0	2	2	0	1.0-1	0.0-0	0/0	0	1
2017	6/0	0	0	0	0.0-0	0.0-0	0/0	0	0
2018	5/0	2	0	2	0.0-0	0.0-0	0/1	0	0
Totals	14/0	4	2	2	1.0-1	0.0-0	0/1	0	1

WALKER'S CAREER GAME HIGH STATS

Tackles.....	1	4x (last: Liberty)	11/17/18
TFL.....	1.0	ULM	10/1/16
Safety.....	1	ULM	10/1/16
FR.....	1	Liberty	11/17/18

Player Bios



PRINCE TEGA WANOGHO JR. #76 OL
6-7 • 307 • Jr. • 2L
Montgomery, Ala. (Edgewood Academy)
University College

2018: Starter at left tackle ... started every game ... all-SEC first team (Pro Football Focus)


2017: Began season as starter at left tackle ... could also wear jersey #98 ... starter at left tackle the first four games of the season, at LSU and Arkansas and against ULM

2016: Reserve offensive tackle ... played in 10 games ... saw first career action against Arkansas State ... SEC Academic Honor Roll

2015: Redshirted while recovering from injury ... Academic Top Tiger and SEC first-year Academic Honor Roll

HIGH SCHOOL: Outstanding line prospect with unlimited potential ... played his senior season for Coach Bobby Carr at Edgewood Academy ... AL.com A-List ... Rivals, Scout, 247 Sports and ESPN ranked him among the top 10 prospects in Alabama ... listed in 247 Sports and Rivals top 10 strong-side defensive ends ... also played basketball ... an accomplished swimmer

PERSONAL: Son of Prince Philip U.D. and Princess Onome Wanogho ... siblings: Kelvin, Tina, Princess, Dolly, Joy, Mimi, Gloria and Victoria ... birthday is November 22 ... studying in the University College



JATARVIOUS WHITLOW #28 RB
6-0 • 216 • RFr. • RS
LaFayette, Ala. (LaFayette)
Education

2018: Redshirt freshman tailback ... SEC all-freshman team ... third among Auburn all-time freshman rushers with 777 yards ... five touchdowns for the season (4 rushing, 1 receiving) ... rushed for 28 yards on eight carries vs. Washington, scoring the game-winning TD on a 10-yard run with 6:15 remaining ... 122 yards rushing on 14 carries vs. Alabama State, all in the first half ... 104 yards rushing on 22 carries with a 7-yard touchdown run against LSU ... two rushing TD against Arkansas ... first start vs. Southern Miss ... 88 yards rushing at Mississippi State ... 170 yards rushing on 19 carries at Ole Miss; four catches for 38 yards and a TD gave him 208 all-purpose for the day ... threw a 9-yard TD pass to John Samuel Shenker at Georgia along with 26 yards rushing ... 61 yards rushing at Alabama

2017: Did not see any game action ... redshirted 2017 season

HIGH SCHOOL: Talented athlete who was a three-sport all-state performer ... ASWA Class 2A back of the year for Coach James Lucas' LaFayette Bulldogs ... passed for 2,292 yards, 29 touchdowns and rushed for 2,147 yards, 30 touchdowns as a senior ... Offense/Defense All-American Bowl offensive MVP ... 247 Sports ranks him among top 25 prospects in Alabama ... all-state in basketball and finalist for player of the year ... selected for AHSAA North-South basketball all-star game ... state champion in the long jump, triple jump, 200 meters and 400 meters

PERSONAL: Birthday is May 26 ... son of Pamela and Terrence Holloway ... has two brothers, Quan and T.Q., and two sisters, DeeDee and Tweety ... both brothers were collegiate athletes ... likes to sing ... studying in the College of Education

WHITLOW'S CAREER RUSHING STATS

YEAR	G/GS	NO	YDS	AVG	TD	LP/OPPONENT
2018	12/5	143	777	5.4	4	54/Ole Miss

WHITLOW'S CAREER RECEIVING STATS

YEAR	G/GS	NO	YDS	AVG	TD	LP/OPPONENT
2018	12/5	14	107	7.6	1	27/Ole Miss

WHITLOW'S CAREER GAME HIGH STATS


Rush Attempts ...	22	LSU	9/15/18
Rush Yds.	170	at Ole Miss	10/20/18
Rush Long	54	at Ole Miss	10/20/18
Rush TD	2	Arkansas	9/22/18
Receptions	4	at Ole Miss	10/20/18
Rec. Yards.....	38	at Ole Miss	10/20/18
Rec. Long.....	27	at Ole Miss	10/20/18
Rec. TD.....	1	at Ole Miss	10/20/18
Kick Ret.	2	vs. Washington	9/1/18
Kick Ret. Yds.	44	vs. Washington	9/1/18
Kick Ret. Long ...	36	LSU	9/15/18

WHITLOW'S GAME-BY-GAME RUSHING STATS

DATE	OPPONENT	ATT	YDS	Avg.	TD	TD YDS
9/1/18	vs. Washington	8	28	3.5	1	10
9/8/18	ALABAMA STATE	14	122	8.7	0	--
9/15/18	LSU	22	104	4.7	1	7
9/22/18	ARKANSAS	13	49	3.8	2	5,15
9/29/18	* SOUTHERN MISS	4	23	5.8	0	--
10/3/18	at Mississippi State	8	88	11.0	0	--
10/13/18	* TENNESSEE	12	42	3.5	0	--
10/20/18	* at Ole Miss	19	170	8.9	0	--
11/3/18	TEXAS A&M	8	16	2.0	0	--
11/10/18	* at Georgia	9	26	2.9	0	--
11/17/18	LIBERTY	7	48	6.9	0	--
11/24/18	* at Alabama	19	61	3.2	0	--

WHITLOW'S GAME-BY-GAME RECEIVING STATS

DATE	OPPONENT	REC	YDS	Avg.	TD	TD YDS
9/1/18	vs. Washington	1	5	5.0	0	--
9/8/18	ALABAMA STATE	0	0	0.0	0	--
9/15/18	LSU	0	0	0.0	0	--
9/22/18	ARKANSAS	0	0	0.0	0	--
9/29/18	* SOUTHERN MISS	2	20	10.0	0	--
10/3/18	at Mississippi State	1	3	3.0	0	--
10/13/18	* TENNESSEE	1	3	3.0	0	--
10/20/18	* at Ole Miss	4	38	9.5	1	3
11/3/18	TEXAS A&M	1	15	15.0	0	--
11/10/18	* at Georgia	2	-4	-2.0	0	--
11/17/18	LIBERTY	0	0	0.0	0	--
11/24/18	* at Alabama	2	27	13.5	0	--



ANDREW WILLIAMS #79 DL
6-4 • 290 • Sr. • 3L
McDonough, Ga. (Eagle's Landing Christian)
Business

2018: Veteran backup at defensive tackle ... 71 career tackles ... 0.5 TFL against Alabama State ... four tackles vs. Arkansas and at Mississippi State ... 16-yard sack and another TFL at Georgia

2017: In the rotation at defensive tackle ... 38 tackles for season ... 3 tackles vs. Georgia Southern ... 2 stops at Clemson ... 2 tackles vs. Mercer ... 3 tackles, TFL against Mississippi State ... 2 stops at LSU ... 4 tackles at Arkansas ... 3 tackles at Texas A&M ... had 4 tackles vs. Georgia ... 4 tackles, QB hurry vs. ULM ... 5 tackles, TFL vs. Alabama ... 2 tackles in SEC championship ... three stops vs. UCF in Peach Bowl

2016: Reserve defensive tackle who played in every game ... 12 tackles for season ... three solo stops, TFL against Arkansas State ... sack against LSU ... two tackles vs. ULM ... two tackles at Mississippi State ... 7-yard sack against Arkansas ... two tackles in Sugar Bowl against Oklahoma

2015: Redshirt freshman at defensive tackle ... saw his first action against Louisville ... first career tackle recorded at Kentucky ... sack, two tackles vs. Idaho

2014: Redshirted for the Tigers ... Academic Top Tiger

HIGH SCHOOL: Big-bodied pass rusher with strong work ethic ... 66 tackles, 36 TFL, 10 sacks as a senior ... 1A defensive player of the year ... helped ELCA to the 2012 state title and a state semifinal berth in 2013 ... high school coach was Jonathan

Player Bios

Gess ... O-D All-American Bowl ... Class 1A state disc champion and shot put runner-up ... county athlete of the year ... Rivals No. 12 DE ... 247sports No. 12 DE

PERSONAL: Son of Kelly Williams and Tyrone Williams ... older brother Anthony played at Georgia Tech and Troy ... birthday is December 13 ... studying in the College of Business



DARRELL WILLIAMS #49
LB
 6-2 • 240 • Sr. • 3L
 Hoover, Ala. (Hoover)
 University College

A. WILLIAMS' CAREER DEFENSIVE STATS

YEAR	G/GS	TT	UT	AT	TFL-YDS	QBS-YDS	FF/FR	PD	QBH
2015	13/0	4	1	3	1.0-7	1.0-7	0/0	0	0
2016	13/0	13	7	6	3.0-14	3.0-14	0/0	0	1
2017	14/0	38	13	25	1.5-10	0.0-0	0/0	0	2
2018	12/0	16	4	12	3.0-17	1.0-16	0/0	0	0
Total	52/0	71	25	46	8.5-48	5.0-37	0/0	0	3

A. WILLIAMS' CAREER GAME HIGH STATS

Tackles.....5	Alabama	11/25/17
Sacks.....1.0	4x (last: at Georgia)	11/10/18
TFL.....2.0	at Georgia	11/10/18

A. WILLIAMS' GAME-BY-GAME DEFENSIVE STATS

DATE	OPPONENT	TT	UT	AT	TFL-YDS	QBS-YDS
9/5/15	vs. Louisville	0	0	0	0.0-0	0.0-0
9/12/15	JACKSONVILLE STATE	0	0	0	0.0-0	0.0-0
9/19/15	at LSU	0	0	0	0.0-0	0.0-0
9/26/15	MISSISSIPPI STATE	0	0	0	0.0-0	0.0-0
10/3/15	SAN JOSE' STATE	0	0	0	0.0-0	0.0-0
10/15/15	at Kentucky	1	0	1	0.0-0	0.0-0
10/24/15	at Arkansas	0	0	0	0.0-0	0.0-0
10/31/15	OLE MISS	0	0	0	0.0-0	0.0-0
11/7/15	at Texas A&M	0	0	0	0.0-0	0.0-0
11/14/15	GEORGIA	0	0	0	0.0-0	0.0-0
11/21/15	IDAHO	2	1	1	1.0-7	1.0-7
11/28/15	ALABAMA	0	0	0	0.0-0	0.0-0
12/30/15	vs. Memphis (Bham)	0	0	0	0.0-0	0.0-0

DATE	OPPONENT	TT	UT	AT	TFL-YDS	QBS-YDS
9/3/16	CLEMSON	0	0	0	0.0-0	0.0-0
9/10/16	ARKANSAS STATE	3	3	0	1.0-4	1.0-4
9/17/16	TEXAS A&M	0	0	0	0.0-0	0.0-0
9/24/16	LSU	1	1	0	1.0-3	1.0-3
10/1/16	ULM	2	2	0	0.0-0	0.0-0
10/8/16	at Mississippi State	2	0	2	0.0-0	0.0-0
10/22/16	ARKANSAS	1	1	0	1.0-7	1.0-7
10/29/16	at Ole Miss	0	0	0	0.0-0	0.0-0
11/5/16	VANDERBILT	0	0	0	0.0-0	0.0-0
11/12/16	at Georgia	0	0	0	0.0-0	0.0-0
11/19/16	ALABAMA A&M	1	0	1	0.0-0	0.0-0
11/28/16	at Alabama	1	0	1	0.0-0	0.0-0
1/2/17	vs. Oklahoma (Sugar)	2	0	2	0.0-0	0.0-0

DATE	OPPONENT	TT	UT	AT	TFL-YDS	QBS-YDS
9/2/17	GA SOUTHERN	3	1	2	0.0-0	0.0-0
9/9/17	at Clemson	2	1	1	0.0-0	0.0-0
9/16/17	MERCER	2	0	2	0.0-0	0.0-0
9/23/17	at Missouri	1	1	0	0.0-0	0.0-0
9/30/17	MISSISSIPPI STATE	3	1	2	0.5-1	0.0-0
10/7/17	OLE MISS	0	0	0	0.0-0	0.0-0
10/14/17	at LSU	2	0	2	0.0-0	0.0-0
10/21/17	at Arkansas	4	1	3	0.0-0	0.0-0
11/4/17	at Texas A&M	3	2	1	0.0-0	0.0-0
11/11/17	GEORGIA	4	2	2	0.0-0	0.0-0
11/18/17	ULM	4	1	3	0.0-0	0.0-0
11/25/17	ALABAMA	5	2	3	1.0-9	0.0-0
12/2/17	vs. Georgia (SEC)	2	1	1	0.0-0	0.0-0
1/1/18	vs. UCF (Peach)	3	0	3	0.0-0	0.0-0

DATE	OPPONENT	TT	UT	AT	TFL-YDS	QBS-YDS
9/1/18	vs. Washington	0	0	0	0.0-0	0.0-0
9/8/18	ALABAMA STATE	1	0	1	0.5-0	0.0-0
9/15/18	LSU	0	0	0	0.0-0	0.0-0
9/22/18	ARKANSAS	4	1	3	0.0-0	0.0-0
9/29/18	SOUTHERN MISS	1	0	1	0.0-0	0.0-0
10/6/18	at Mississippi State	4	0	4	0.5-0	0.0-0
10/13/18	TENNESSEE	2	0	2	0.0-0	0.0-0
10/20/18	at Ole Miss	0	0	0	0.0-0	0.0-0
11/3/18	TEXAS A&M	1	0	1	0.0-0	0.0-0
11/10/18	at Georgia	2	2	0	2.0-17	1.0-16
11/17/18	LIBERTY	1	1	0	0.0-0	0.0-0
11/24/18	at Alabama	0	0	0	0.0-0	0.0-0

2018: Starting sam linebacker ... 180 career tackles ... 71 tackles, 7.0 TFL for season ... team-high eight tackles and a fumble recovery against Washington ... five tackles vs. LSU ... team-best six tackles, TFL against Arkansas ... SEC defensive player/wk: Washington ... nine tackles, 2.5 TFL vs. Southern Miss ... 10 tackles at Mississippi State ... five tackles at Ole Miss ... four tackles, 8-yard sack in the Texas A&M win ... seven tackles at Georgia ... 26-yard interception touchdown vs. Liberty ... preseason: Senior Bowl watch list

2017: Returning starter at sam linebacker ... 109 career tackles ... 57 tackles for season ... 3 tackles, TFL against Georgia Southern ... 6 tackles, TFL at Clemson ... 5 tackles, TFL vs. Mercer ... 7 tackles against Mississippi State ... team-best 7 tackles at LSU ... led team with 6 tackles, fumble recovery, TFL at Arkansas ... recovered a Georgia fumble ... 7 tackles, TFL in SEC championship ... five stops vs. UCF in Peach Bowl

2016: Appeared in 13 games with nine starts ... 52 tackles for season ... six tackles and forced a Clemson fumble in his first career start ... six tackles against Arkansas State ... three tackles vs. Texas A&M ... four tackles vs. LSU ... three tackles at Mississippi State ... two tackles, two QB hurries against Arkansas ... three tackles at Ole Miss ... led team with 11 tackles vs. Vanderbilt ... four tackles at Georgia ... three tackles, TFL against Alabama A&M ... three tackles, TFL at Alabama ... three tackles against Oklahoma in Sugar Bowl

2015: True freshman mike linebacker ... saw his first action against Louisville .. played in nine games ... Academic Top Tiger

HIGH SCHOOL: Three-year starter who led Coach Josh Niblett's Bucs to their third straight state title ... two interceptions and a fumble recovery in the Under Armour All-America Game ... Alabama-Mississippi All-Star Game ... finalist for Class 7A lineman of the year ... all-state as a sophomore, junior and senior ... AL.com A-List ... Rivals ranks him the No. 5 prospect in Alabama ... top 10 OLB by Scout and Rivals ... PrepStar all-South ... also a basketball and track letterman ... received student of the month and exemplary conduct recognition

PERSONAL: Son of Jerome and Sherry Wells and Darrell Williams Sr. ... has two sisters, Avis and Destiny ... birthday is June 17 ... 2017 FCA Hard Fighting Soldier award ... studying in the University College

D. WILLIAMS' CAREER DEFENSIVE STATS

YEAR	G/GS	TT	UT	AT	TFL-YDS	QBS-YDS	FF/FR	PD	QBH
2015	9/0	0	0	0	0.0-0	0.0-0	0/0	0	0
2016	13/9	52	33	19	3.0-5	0.0-0	1/0	2	5
2017	14/6	57	28	29	4.0-6	0.5-1	0/2	0	5
2018	12/10	71	34	37	7.0-20	1.0-8	0/1	3	2
Total	48/25	180	95	85	14.0-31	1.5-9	1/3	5	12

D. WILLIAMS' CAREER GAME HIGH STATS

Tackles.....11	Vanderbilt	11/5/16
TFL.....2.5	Southern Miss	9/29/18
Sacks.....1.0	Texas A&M	11/3/18
FF.....1	Clemson	9/3/16
FR.....1	3x (last: vs. Washington)	9/1/18
PBU.....1	5x (last: Alabama St.)	9/8/18
INT.....1	Liberty	11/17/18

D. WILLIAMS' GAME-BY-GAME DEFENSIVE STATS

DATE	OPPONENT	TT	UT	AT	TFL-YDS	QBS-YDS
9/5/15	vs. Louisville	0	0	0	0.0-0	0.0-0
9/12/15	JACKSONVILLE STATE				DID NOT PLAY	
9/19/15	at LSU	0	0	0	0.0-0	0.0-0
9/26/15	MISSISSIPPI STATE	0	0	0	0.0-0	0.0-0
10/3/15	SAN JOSE' STATE	0	0	0	0.0-0	0.0-0
10/15/15	at Kentucky	0	0	0	0.0-0	0.0-0
10/24/15	at Arkansas	0	0	0	0.0-0	0.0-0
10/31/15	OLE MISS	0	0	0	0.0-0	0.0-0
11/7/15	at Texas A&M				DID NOT PLAY	

Player Bios

11/14/15	GEORGIA				DID NOT PLAY		
11/21/15	IDAHO	0	0	0	0.0-0	0.0-0	
11/28/15	ALABAMA				DID NOT PLAY		
12/30/15	vs. Memphis (Bham)	0	0	0	0.0-0	0.0-0	

DATE	OPPONENT	TT	UT	AT	TFL-YDS	QBS-YDS
9/3/16	* CLEMSON	6	3	3	0.0-0	0.0-0
9/10/16	* ARKANSAS STATE	6	3	3	0.0-0	0.0-0
9/17/16	* TEXAS A&M	3	2	1	0.0-0	0.0-0
9/24/16	* LSU	4	2	2	0.5-1	0.0-0
10/1/16	ULM	1	1	0	0.0-0	0.0-0
10/8/16	at Mississippi State	3	1	2	0.5-1	0.0-0
10/22/16	* ARKANSAS	2	1	1	0.0-0	0.0-0
10/29/16	at Ole Miss	3	3	0	0.0-0	0.0-0
11/5/16	* VANDERBILT	11	9	2	0.0-0	0.0-0
11/12/16	* at Georgia	4	3	1	0.0-0	0.0-0
11/19/16	* ALABAMA A&M	3	3	0	1.0-1	0.0-0
11/28/16	* at Alabama	3	2	1	1.0-2	0.0-0
1/2/17	vs. Oklahoma (Sugar)	3	0	3	0.0-0	0.0-0

DATE	OPPONENT	TT	UT	AT	TFL-YDS	QBS-YDS
9/2/17	GA SOUTHERN	3	2	1	1.0-1	0.0-0
9/9/17	* at Clemson	6	1	5	0.5-1	0.5-1
9/16/17	* MERCER	5	4	1	1.0-2	0.0-0
9/23/17	at Missouri	2	2	0	0.0-0	0.0-0
9/30/17	MISSISSIPPI STATE	7	2	5	0.0-0	0.0-0
10/7/17	OLE MISS	2	0	2	0.5-1	0.0-0
10/14/17	* at LSU	7	2	5	0.0-0	0.0-0
10/21/17	* at Arkansas	6	4	2	0.5-1	0.0-0
11/4/17	* at Texas A&M	2	0	2	0.0-0	0.0-0
11/11/17	GEORGIA	2	1	1	0.0-0	0.0-0
11/18/17	* ULM	2	2	0	0.0-0	0.0-0
11/25/17	ALABAMA	1	1	0	0.0-0	0.0-0
12/2/17	vs. Georgia (SEC)	7	4	3	0.5-1	0.0-0
1/1/18	vs. UCF (Peach)	5	3	2	0.0-0	0.0-0

DATE	OPPONENT	TT	UT	AT	TFL-YDS	QBS-YDS
9/1/18	* vs. Washington	8	5	3	1.0-1	0.0-0
9/8/18	* ALABAMA STATE	1	1	0	0.0-0	0.0-0
9/15/18	* LSU	5	3	2	0.0-0	0.0-0
9/22/18	* ARKANSAS	6	3	3	1.0-1	0.0-0
9/29/18	* SOUTHERN MISS	9	4	5	2.5-5	0.0-0
10/6/18	* at Mississippi State	10	2	8	0.5-1	0.0-0
10/13/18	* TENNESSEE	4	2	2	1.0-4	0.0-0
10/20/18	at Ole Miss	5	2	3	0.0-0	0.0-0
11/3/18	* TEXAS A&M	4	3	1	1.0-8	1.0-8
11/10/18	at Georgia	7	2	5	0.0-0	0.0-0
11/17/18	* LIBERTY	3	1	2	0.0-0	0.0-0
11/24/18	* at Alabama	9	6	3	0.0-0	0.0-0



SETH WILLIAMS #18
WR
6-3 • 210 • Fr. • HS
Cottondale, Ala. (Bryant)
University College

2018: True freshman receiver with eight starts for the season ... SEC all-freshman team ... 479 yards receiving on 24 catches (20.0 avg.) with five touchdowns ... among all-time Auburn freshman receivers, ranks second in touchdowns scored (5), third in receiving yards (479) and fourth in catches made (24) ... two catches for 37 yards in his first college game vs. Washington ... starter vs. Alabama State ... two receptions gained 35 yards vs. LSU ... 10-yard reception vs. Arkansas ... 46-yard touchdown catch from Stidham vs. Southern Miss ... 14-yard touchdown catch in fourth quarter against Tennessee ... catches of 62 and 21 yards at Ole Miss ... two 11-yard TD catches from Stidham in the Texas A&M victory, including the gamewinner with 1:41 remaining ... 109 yards receiving on five catches vs. Liberty, with a 45-yard touchdown reception from Stidham ... SEC freshman of wk: Texas A&M

HIGH SCHOOL: Versatile contributor at receiver and safety who helped Bryant High to an Alabama Class 6A state playoff berth ... high school coach was Eldrick

Hill ... Alabama-Mississippi All-Star Game ... ESPN, Rivals, 247Sports four star ... fifth-rated player in Alabama according to 247Sports ... ranked as the No. 10 athlete nationally by ESPN ... also an all-state honoree in basketball and a state medalist in the long jump and high jump

PERSONAL: Birthday is April 10 ... son of Robert Williams and Tonya Williams ... has one sister, Shanquela ... studying in the University College

WILLIAMS' CAREER RECEIVING STATS

YEAR	G/GS	NO	YDS	AVG	TD	LP/OPPONENT
2018	12/8	24	479	20.0	5	62/Ole Miss

WILLIAMS' CAREER GAME HIGH STATS

Receptions.....	5 2x (last: Liberty)	11/17/18
Rec. Yards.....	109 Liberty	11/17/18
Rec. Long.....	62 Ole Miss	10/20/18
Rec. TD.....	2 Texas A&M	11/3/18

WILLIAMS' GAME-BY-GAME RECEIVING STATS

DATE	OPPONENT	REC	YDS	Avg.	TD	TD YDS
9/1/18	vs. Washington	2	37	18.5	0	--
9/8/18	* ALABAMA STATE	0	0	0.0	0	--
9/15/18	LSU	2	35	17.5	0	--
9/22/18	ARKANSAS	1	10	10.0	0	--
9/29/18	* SOUTHERN MISS	2	60	30.0	1	46
10/3/18	* at Mississippi State	0	0	0.0	0	--
10/13/18	* TENNESSEE	5	85	17.0	1	14
10/20/18	* at Ole Miss	2	83	41.5	0	--
11/3/18	* TEXAS A&M	2	22	11.0	2	11,11
11/10/18	at Georgia	3	38	12.7	0	--
11/17/18	* LIBERTY	5	109	21.8	1	45
11/24/18	* at Alabama	0	0	0.0	0	--



MALIK WILLIS #14
QB
6-1 • 195 • So. • 1L
Atlanta, Ga. (Roswell)
Business

2018: Backup quarterback ... latest action came against Alabama

2017: True freshman who is No. 2 at quarterback ... played in seven games ... saw first action at Missouri, and was 3-4 passing ... 67-yard touchdown run against Mississippi State for his first career score ... first TD pass was 4 yards to Devan Barrett at Arkansas ... 37-yard completion to Marquis McClain vs. Georgia ... 62-yard carry vs. ULM ... enrolled in January

HIGH SCHOOL: Played his senior season for Coach John Ford at Roswell High, leading the Hornets to the Class 7A state title game ... passed for 2,562 yards and rushed for 1,033 as a senior, accounting for 37 touchdowns ... Class 7A AJC offensive player of year and first team all-state ... played his sophomore and junior seasons at Westlake High ... also a baseball letterman ... honor roll student

PERSONAL: Birthday is May 25 ... son of Shastca Grier and Harold Willis ... has a sister, Destini, and brother, Marquis ... his uncle James Anderson played 11 seasons in the NFL ... studying in the College of Business

WILLIS' CAREER PASSING STATS

YEAR	G/GS	CMP	ATT	PCT	YDS	INT	TD	LP/OPPONENT
2017	7/0	6	7	85.7	45	0	1	37/Georgia
2018	7/0	4	6	66.7	19	0	0	7/Liberty
Total	14/0	10	13	76.9	64	0	1	37/Georgia

WILLIS' CAREER RUSHING STATS

YEAR	G/GS	NO	YDS	AVG	TD	LP/OPPONENT
2017	7/0	16	221	13.8	1	67/Mississippi St.
2018	7/0	9	36	4.0	1	16/Liberty
Total	14/0	25	257	10.3	2	67/Mississippi St.

Player Bios

WILLIS' CAREER GAME HIGH STATS

Completions	3	Missouri	9/23/17
Pass Att	4	Missouri	9/23/17
Pass Yds	37	Georgia	11/11/17
Pass Yd/quarter ..	37	Georgia (4th)	11/11/17
Pass Long	37	Georgia	11/11/17
Pass TD	1	at Arkansas	10/21/17
Interceptions	0		
Rush Att	7	at Missouri	9/23/17
Rush Yds	67	Mississippi St	9/30/17
Rush Long	67	Mississippi St	9/30/17
Rush TD	1	2x (last: Liberty)	11/17/18

WILLIS' GAME-BY-GAME PASSING STATS

DATE	OPPONENT	CMP	ATT	YDS	INT	TD	TD Passes
9/3/17	GA SOUTHERN			DID NOT PLAY			
9/9/17	at Clemson			DID NOT PLAY			
9/16/17	MERCER			DID NOT PLAY			
9/23/17	at Missouri	3	4	1	0	0	--
9/30/17	MISSISSIPPI STATE	1	1	3	0	0	--
10/7/17	OLE MISS	0	0	0	0	0	--
10/14/17	at LSU			DID NOT PLAY			
10/21/17	at Arkansas	1	1	4	0	1	4
11/4/17	at Texas A&M			DID NOT PLAY			
11/11/17	GEORGIA	1	1	37	0	0	--
11/18/17	ULM	0	0	0	0	0	--
11/25/17	ALABAMA	0	0	0	0	0	--
12/2/17	vs. Georgia (SEC)			DID NOT PLAY			
1/1/18	vs. UCF (Peach)			DID NOT PLAY			
DATE	OPPONENT	CMP	ATT	YDS	INT	TD	TD Passes
9/1/18	vs. Washington	0	0	0	0	0	--
9/8/18	ALABAMA STATE	1	2	3	0	0	--
9/15/18	LSU			DID NOT PLAY			
9/22/18	ARKANSAS			DID NOT PLAY			
9/29/18	SOUTHERN MISS			DID NOT PLAY			
10/6/18	at Mississippi State	0	0	0	0	0	--
10/13/18	TENNESSEE			DID NOT PLAY			
10/20/18	at Ole Miss	0	0	0	0	0	--
11/3/18	TEXAS A&M	0	0	0	0	0	--
11/10/18	at Georgia			DID NOT PLAY			
11/17/18	LIBERTY	2	3	13	0	0	--
11/24/18	at Alabama	1	1	3	0	0	--

WILLIS' GAME-BY-GAME RUSHING STATS

DATE	OPPONENT	ATT	YDS	Avg.	TD	TD YDS
9/2/17	GA SOUTHERN			DID NOT PLAY		
9/9/17	at Clemson			DID NOT PLAY		
9/16/17	MERCER			DID NOT PLAY		
9/23/17	at Missouri	7	11	1.6	0	--
9/30/17	MISSISSIPPI STATE	1	67	67.0	1	67
10/7/17	OLE MISS	2	16	8.0	0	--
10/14/17	at LSU			DID NOT PLAY		
10/21/17	at Arkansas	2	62	31.0	0	--
11/4/17	at Texas A&M			DID NOT PLAY		
11/11/17	GEORGIA	1	5	5.0	0	--
11/18/17	ULM	2	64	32.0	0	--
11/25/17	ALABAMA	0	0	0.0	0	--
12/2/17	vs. Georgia (SEC)			DID NOT PLAY		
1/1/18	vs. UCF (Peach)			DID NOT PLAY		
DATE	OPPONENT	ATT	YDS	Avg.	TD	TD YDS
9/1/18	vs. Washington	0	0	0	0	--
9/8/18	ALABAMA STATE	3	2	1.5	0	--
9/15/18	LSU			DID NOT PLAY		
9/22/18	ARKANSAS			DID NOT PLAY		
9/29/18	SOUTHERN MISS			DID NOT PLAY		
10/6/18	at Mississippi State	1	1	1.0	0	--
10/13/18	TENNESSEE			DID NOT PLAY		
10/20/18	at Ole Miss	0	0	0.0	0	--
11/3/18	TEXAS A&M	0	0	0.0	0	--
11/10/18	at Georgia			DID NOT PLAY		
11/17/18	LIBERTY	2	15	7.5	1	16
11/24/18	at Alabama	3	18	6.0	0	--



CHANDLER #17
WOOTEN LB
 6-2 • 231 • So. • 1L
 Acworth, Ga. (North Cobb)
 Liberal Arts

2018: Second on the depth chart at sam linebacker ... 10 tackles for season ... three tackles vs. Alabama State ... first start came against Tennessee ... two tackles vs. Liberty

2017: True freshman in a backup role at middle linebacker ... two tackles against Mississippi State ... four tackles vs. Ole Miss ... two tackles at Arkansas ... enrolled in January

HIGH SCHOOL: Registered 124 tackles and 15 TFL as a senior at North Cobb High ... Class 7A all-state and regional defensive player of the year for Coach Shane Queen ... Under Armour All-America Game

PERSONAL: Birthday is April 25 ... son of Kelvin and Sandra Wooten ... has two brothers, Preston and Grant ... studying in the College of Liberal Arts

WOOTEN'S CAREER DEFENSIVE STATS

YEAR	G/GS	TT	UT	AT	TFL-YDS	QBS-YDS	FF/FR	PD	QBH
2017	8/0	8	4	4	0.0-0	0.0-0	0/0	0	0
2018	8/2	10	2	8	0.0-0	0.0-0	0/0	0	0
Total	16/2	18	6	12	0.0-0	0.0-0	0/0	0	0

WOOTEN'S CAREER GAME HIGH STATS

Tackles.....4 Ole Miss 10/7/17

WOOTEN'S GAME-BY-GAME DEFENSIVE STATS

DATE	OPPONENT	TT	UT	AT	TFL-YDS	QBS-YDS
9/2/17	GA SOUTHERN	0	0	0	0.0-0	0.0-0
9/9/17	at Clemson			DID NOT PLAY		
9/16/17	MERCER			DID NOT PLAY		
9/23/17	at Missouri	0	0	0	0.0-0	0.0-0
9/30/17	MISSISSIPPI STATE	2	1	1	0.0-0	0.0-0
10/7/17	OLE MISS	4	3	1	0.0-0	0.0-0
10/14/17	at LSU	0	0	0	0.0-0	0.0-0
10/21/17	at Arkansas	2	0	2	0.0-0	0.0-0
11/4/17	at Texas A&M	0	0	0	0.0-0	0.0-0
11/11/17	GEORGIA			DID NOT PLAY		
11/18/17	ULM	0	0	0	0.0-0	0.0-0
11/25/17	ALABAMA			DID NOT PLAY		
12/2/17	vs. Georgia (SEC)			DID NOT PLAY		
1/1/18	vs. UCF (Peach)			DID NOT PLAY		
DATE	OPPONENT	TT	UT	AT	TFL-YDS	QBS-YDS
9/1/18	vs. Washington			DID NOT PLAY		
9/8/18	ALABAMA STATE	3	1	2	0.0-0	0.0-0
9/15/18	LSU	0	0	0	0.0-0	0.0-0
9/22/18	ARKANSAS	0	0	0	0.0-0	0.0-0
9/29/18	SOUTHERN MISS			DID NOT PLAY		
10/6/18	at Mississippi State			DID NOT PLAY		
10/13/18	* TENNESSEE	3	1	2	0.0-0	0.0-0
10/20/18	at Ole Miss	1	0	1	0.0-0	0.0-0
11/3/18	* TEXAS A&M	1	0	1	0.0-0	0.0-0
11/10/18	at Georgia			DID NOT PLAY		
11/17/18	LIBERTY	2	0	2	0.0-0	0.0-0
11/24/18	at Alabama	0	0	0	0.0-0	0.0-0

Head Coach Gus Malzahn



In six years as head coach at Auburn, Gus Malzahn has led the Tigers to six consecutive bowl games, a Southeastern Conference Championship, two SEC West Division titles and an appearance in the 2014 BCS National Championship Game. Malzahn has directed Auburn to four New Year's Day bowl games in six seasons.

Malzahn, 61-30 in seven seasons as a head coach, has directed teams to seven conference championship game appearances in his 13 seasons as a collegiate coach, including a pair of SEC Championships at Auburn (2010, 2013) and a Sun Belt Championship at Arkansas State in 2012.

The 2013 Bear Bryant, Bobby Bowden, Eddie Robinson, Home Depot, Sporting News, SB Nation, Liberty Mutual and Associated Press National Coach of the Year, Malzahn earned SEC Coach of the Year honors after guiding Auburn to the biggest turnaround in SEC history.

He led the Tigers to a 12-2 record and one of the most memorable seasons in school history in 2013, with historic wins over Georgia and Alabama and a record-setting SEC Championship win over Missouri. He became just the third coach in SEC history to win an SEC title in his first year at a school, joining LSU's Bernie Moore in 1935 and Ole Miss' John Vaught in 1947.

This season the Tigers posted a 7-5 regular season record while facing six opponents that were ranked in the final College Football Playoff Top 25 (four of those played away from home), including four teams of the top 11 teams. A bright spot during 2018 has been the contributions from Auburn's freshmen as they have accounted for 60 percent of Auburn's scoring, 52 percent of the touchdowns scored, and 72 percent of the rushing yardage.

Senior wide out Ryan Davis became the school's most prolific pass catcher in school history and combined with quarterback Jarrett Stidham to become the top pass-catching duo in Auburn history. Defensively, the Tigers were led by senior linebacker Deshaun Davis and junior Derrick Brown who received first and second team All-SEC honors, respectively. The Tiger defense held opponents to just seven rushing scorers, tied for the fewest in the nation.

In 2017, Malzahn's team reached as high as No. 2 in the College Football Playoff Poll and played in the SEC Championship Game for the second time in five seasons, knocking off No. 1 Georgia and No. 1 Alabama in a November to remember on The Plains. It was the first time in poll history that a program has defeated two top-ranked teams during the same regular season.

The 2017 Tigers were one of four FBS teams to average more than 225 yards rushing and 225 yards passing and averaged 37.1 points per game in league play. Auburn averaged 40.9 points and 491.1 yards in SEC action, both program bests, while winning five of seven conference games by 21 points or more.

In 2016, Malzahn's team won six consecutive games, the third longest win streak by Auburn in 12 years, while finishing second in the nation's most difficult division, the SEC West. Under his direction, the 2016 Tigers ranked in the top 50 nationally in total offense and total defense, an Auburn first since 2005.

Auburn's balance in 2016 was displayed by a team that ranked first in the SEC and sixth nationally in rushing, coupled with a defense that was seventh in the country in scoring defense and 28th in total defense. The special team units, traditionally been a strong point under Malzahn, were led by the strong leg of All-America and Groza Award finalist kicker Daniel Carlson.

In 2015, the youthful Tigers, which lost 14 players to the NFL from the previous season, faced 11 bowl teams en route to a Birmingham Bowl victory over Memphis. Malzahn's 2014 team was ranked in the nation's top 10 for a majority of the season before finishing 8-5 after navigating the nation's most difficult schedule featuring seven ranked foes.

PERSONAL

Hometown Fort Smith, Arkansas
Wife Kristi
Children daughters: Kylie and Kenzie

EDUCATION

College Henderson State University (1990)

PLAYING EXPERIENCE

1984-85 Arkansas (wide receiver)
1988-89 Henderson State (receiver, punter)

COACHING EXPERIENCE

1991-95 **Hughes High School (Ark.)**
Defensive Coordinator (1991)
Head Coach (1992-95)

1996-2000 **Shiloh High School (Ark.)**
Head Coach

2001-05 **Springdale High School (Ark.)**
Head Coach

2006 **Arkansas**
Offensive Coordinator/Wide Receivers

2007-08 **Tulsa**
Assistant Head Coach
Co-Offensive Coordinator/Quarterbacks

2009-11 **Auburn**
Offensive Coordinator/Quarterbacks

2012 **Arkansas State**
Head Coach

2013- **Auburn**
Head Coach

BOWL EXPERIENCE

Player – 1984 Liberty, 1985 Holiday
 Coach – 2007 Capital One, 2008 GMAC, 2009 GMAC, 2010 Outback, 2011 BCS National Championship Game, 2011 Chick-fil-A Bowl, 2014 BCS National Championship Game, 2015 Outback, 2015 Birmingham, 2017 Sugar, 2018 Peach, 2018 Musci City

He has produced 15 1,000-yard rushers in 12 seasons as a college coach, at least one in each season, including Heisman Trophy finalist Tre Mason (1,816) and Nick Marshall (1,068) in 2013 and Cameron-Artis Payne (1,608) in 2014. Kamryn Pettway ran for 1,123 yards in 2016 despite missing significant time with injuries and Kerryon Johnson led the SEC with 1,320 yards in 2017.

On three occasions, Malzahn has had two 1,000-yard rushers in the same season: 2013 (Auburn), 2010 (Auburn) and 2006 (Arkansas). Malzahn has also coached five 1,000-yard receivers and three 3,000-yard passers. His 2007 Tulsa team had three 1,000-yard receivers.

Since Malzahn's arrival, Auburn has the top rushing offense in the SEC, averaging 253.9 yards per game. In 2013, Auburn led the nation in rushing at 328.3 yards per game, the first SEC team ever to do so. Three of the top six team rushing totals in SEC history (2010, 2013, 2016) have come under Malzahn's leadership.

Auburn was just the second team in SEC history to gain more than 7,000 yards of total offense in a season in 2013, finishing the year with 7,018 yards; the other was Texas A&M in 2012.

The Tigers set a school record with 48 rushing touchdowns in 2013 and set a school record against SEC opponents with 677 yards of total offense vs. No. 5 Missouri in the SEC Championship Game. The Tigers set SEC Championship Game team records with 26 rushing first downs, 74 rushing attempts, 545 rushing yards and seven rushing touchdowns.

Tre Mason, a Heisman Trophy finalist and 2013 SEC Player of the Year, ranked third in the nation with 23 touchdowns, was fifth nationally with 1,816 yards rushing, sixth with 10.7 points per game, sixth with 169.57 all-purpose yards per game and eighth with 129.7 rushing yards per game.

Head Coach Gus Malzahn

Mason set the Auburn single-season record with 1,816 rushing yards and 2,374 all-purpose yards, and was second with 317 rushing attempts. His 46 rushing attempts and 304 rushing yards vs. No. 5 Missouri set SEC Championship Game records and fell three yards shy of the Auburn record.

In Malzahn's five seasons, a total of 20 players have been selected in the National Football League draft, including first round picks Greg Robinson (No. 2 overall) and Dee Ford (No. 23) of the 2014 draft. This past spring, offensive lineman Braden Smith, running back Kerryon Johnson and defensive back Carlton Davis were all taken in the second round of the 2018 draft.

Malzahn has coached 12 All-Americans as head coach at Auburn: RB Tre Mason (2013), RS Chris Davis (2013), OT Greg Robinson (2013), C Reese Dismukes (2013-14), PK Daniel Carlson (2015-16-17), DL Carl Lawson (2016), DL Montravius Adams (2016), OL Alex Kozan (2016), OL Braden Smith (2016-17), DB Carlton Davis (2017), DL Jeff Holland (2017), and RB Kerryon Johnson (2017). Dismukes was named the 2014 Rimington Award winner as the nation's top center and Carlson was a three-time Lou Groza Award finalist.

The Tigers have faced the nation's most difficult schedule collectively during Malzahn's five years on The Plains facing 28 ranked opponents, including 15 in the top 10. Auburn was the nation's only program in 2016 to face both the No. 1 and No. 2 ranked programs and in 2017 it faced three of the four CFP Semifinalists a total of four times, earning two wins.

Malzahn and his coaching staff have been highly successful on the recruiting trail, recording five consecutive Top 10 nationally ranked recruiting classes, a first in the program's history.

Academically, Malzahn's Tigers have excelled as 100-plus players have graduated since his arrival. In the fall 2016 semester a program-best 56 players posted a 3.0 grade point average.

Malzahn, who won the Broyles Award as the nation's top assistant coach in 2010 while helping the Tigers to the national title, returned to Auburn after serving as the head coach at Arkansas State in 2012, where he led the program to the Sun Belt Conference title.

As offensive coordinator, Malzahn made an immediate impact during his tenure at Auburn, highlighted by a record-setting offense in 2010 when the Tigers finished 14-0 and claimed the school's first national title since 1957.

Malzahn's arrival in 2009 and style of offense marked a drastic turnaround from the 2008 season when Auburn struggled offensively. In a two-year period, the Tigers improved from a tie for 110th to seventh in the nation in scoring offense (from 17.3 to 41.2) and from 104th to seventh in total offense.

The 2010 Auburn offense set nine school records, while leading the SEC and finished in the top 10 nationally in six statistical categories. He coached Heisman Trophy winner Cam Newton, who had one of the best single-season performances at the position in college football history. Newton threw for 2,908 yards and 30 touchdowns, while rushing for 1,586 yards and 20 TDs. Newton, the No. 1 overall draft pick in the 2011 NFL Draft, also won the Davey O'Brien, Manning and Maxwell Award.

During two seasons (2007-08) at Tulsa, Malzahn's offenses were among the nation's finest, ranking first nationally in total offense. Tulsa's offense in 2007 established nine team and 12 individual school records; the 2008 Tulsa offense averaged 569.9 yards per game and was second nationally averaging 47.2 points per games. Malzahn spent one season at Arkansas as offensive coordinator, coaching Heisman Trophy runner-up Darren McFadden and helping the SEC West champion Razorbacks finish fourth nationally in rushing offense.

Malzahn's coaching career began in his home state of Arkansas at the high school level. In 14 seasons as a high school head coach, Malzahn led seven teams to the state championship game and won three titles. In July 2013, he was inducted into the Arkansas High School Sports Hall of Fame.

Born in Irving, Texas, Malzahn graduated from high school in Fort Smith, Ark., and played football at Arkansas and Henderson State, earning his bachelor's degree from Henderson in 1990.

Malzahn is married to the former Kristi Otwell and they are the parents of two daughters, Kylie (Collin) Peek and Kenzie (Charl) Stander. In March, the Malzahns became grandparents with the birth of grandson Anderson James Peek.

Malzahn Year-By-Year

HEAD COACH

Year	School	Record	Conf.	Notes
2012	Arkansas State	9-3	7-1	Sun Belt Champions
2013	Auburn	12-2	7-1	SEC Champions BCS Title Game
2014	Auburn	8-5	4-4	Outback Bowl
2015	Auburn	7-6	2-6	Birmingham Bowl
2016	Auburn	8-5	5-3	Sugar Bowl
2017	Auburn	10-4	7-1	SEC West Champions Chick-fil-A Peach Bowl
2018	Auburn	7-5	3-5	Music City Bowl
Arkansas State Totals		9-3	7-1	
Auburn Totals		52-27	28-20	
Head Coach Totals		61-30	35-21	

COLLEGIATE ASSISTANT

2006	Arkansas	10-4	7-1	Offensive Coordinator
Arkansas Totals		10-4	7-1	
2007	Tulsa	10-4	6-3	Asst. Head Coach/Co-OC
2008	Tulsa	11-3	7-2	Asst. Head Coach/Co-OC
Tulsa Totals		21-7	13-5	
2009	Auburn	8-5	3-5	Offensive Coord./QB Coach
2010	Auburn	14-0	8-0	Offensive Coord./QB Coach
2011	Auburn	8-5	4-4	Offensive Coord./QB Coach
Auburn Totals		30-10	15-9	
Assistant Coach Totals		61-21	35-15	

BOWL GAMES

1984 Liberty Bowl Auburn defeated Arkansas, 21-15 [player]
1985 Holiday Bowl Arkansas defeated Arizona State, 18-17 [player]
2007 Capital One Bowl Arkansas lost to Wisconsin, 17-14
2008 GMAC Bowl Tulsa defeated Bowling Green, 63-7
2009 GMAC Bowl Tulsa defeated Ball State, 45-13
2010 Outback Bowl Auburn defeated Northwestern, 38-35 [OT]
2011 BCS National Championship Auburn defeated Oregon, 22-19
2012 Chick-fil-A Bowl Auburn defeated Virginia, 43-24
2014 BCS National Championship Auburn lost to Florida State 34-31
2015 Outback Bowl Auburn lost to Wisconsin, 34-31 [OT]
2015 Birmingham Bowl Auburn defeated Memphis, 31-10
2017 Sugar Bowl Auburn lost to Oklahoma, 35-19
2018 Chick-fil-A Peach Bowl Auburn lost to UCF, 34-27
2018 Music City Bowl versus Purdue

Football Staff




Greg Brown
Defensive Backs



Kodi Burns
*Co-Offensive Coord./Passing Game
Coord./Wide Receivers*



Rodney Garner
*Associate Head Coach/
Defensive Line*



Kenny Dillingham
Offensive Coordinator/Quarterbacks




J.B. Grimes
Offensive Line



Tim Horton
*Running Backs/
Special Teams Coordinator*



Larry Porter
*Tight Ends/H-backs/Recruiting
Coordinator*



Kevin Steele
Defensive Coordinator



Travis Williams
Linebackers



Marcus Woodson
Defensive Backs

Football Support Staff



Dr. Siraj Abdullah
Associate Primary Care
Team Physician



Dr. James Andrews
Orthopaedic Surgeon




Joyce Boles
Executive Secretary



Jorrell Bostrom
Director of Player
Development




Ken Carter
Player Development



Andrew Crane
Assistant Athletic
Trainer



Marcus Davis
Offensive Analyst



Devin Ducote
Defensive Analyst



Dr. Jos Edison
Associate Primary Care
Team Physician



Will Flowers
Director of Branding/
Creative Services



Luke Garrett
Assistant Equipment
Manager



Bryce Giddens
Offensive Graduate
Assistant




Claudia Gleaton
Administrative Asst.
Recruiting




Dr. Michael Goodlett
Team Physician



Doug Goodwin
Director of High School
Relations/NFL Liaison



Matt Hassan
Defensive Analyst



Morris Henry
Assistant Strength and
Conditioning Coach



Billy High
Director of Recruiting



Kenny Ingram
Director of Player
Relations



Anthony Kincy
Assistant Strength and
Conditioning Coach




Bo Larkin
Director of Video
Operations



Dana Marquez
Associate AD/
Equipment Operations



Connor Mielke
Assistant Strength and
Conditioning Coach




Charles Moore
Defensive Graduate
Assistant

Football Support Staff



Mollie Moore
Director of Recruiting Operations




Kirk Nielsen
Senior Athletic Trainer




Dr. Jesse Pace
Assoc. Team Orthopaedic Surgeon



Joe-Joe Petrone
Director of Sports Medicine



Courtney Prince
Defensive Graduate Assistant



Brad Rapacz
Director of Equipment



Jeremy Roberts
Associate AD/Operations




Ryan Russell
Assistant AD/Athletic Performance



Jonathan Rutledge
Special Teams Analyst



Natasha Sanders
Recruiting Coordinator



Stefan Schmidt
Director of Player Personnel



Lauren Silvio
Sports Dietician




Hunter Smithwick
Assistant Equipment Manager



Robbie Stewart
Head Athletic Trainer



Patrick Suddes
Assistant AD/Football



Bryan Tatum
Assistant Strength and Conditioning Coach



Emily Ann Tatum
Assistant to the Head Coach



Lewie Thompson
Assistant Video Coordinator



Barrett Trotter
Offensive Analyst



David Walsh
Manager Plainsman Park Physical Therapy



Cole Weeks
Offensive Graduate Assistant



Brett Whiteside
Director of Football Operations



Rev. Chette Williams
Team Chaplain

Administration



Steven Leath
Auburn University President

Steven Leath became Auburn University's 19th president on June 19, 2017. As president, Dr. Leath brings extensive land-grant leadership expertise to advance Auburn's mission of instruction, research, and outreach.

As leader of a university renowned for its exceptional student experience, Dr. Leath champions programs that position Auburn students to lead in their professions and engage in their communities. Supporting Auburn's vision to inspire, innovate, and transform, Dr. Leath is focused on elevating Auburn's reputation as a partnership university and empowering students, faculty, and entrepreneurs to discover solutions and develop inventions to improve lives.

Since becoming president, Dr. Leath has launched a number of bold initiatives designed to strengthen Auburn's commitment to student success, transformative research, and scholarship. In support of the university's desire to reinforce instruction and innovation, Dr. Leath has committed to hire 500 new tenure-track, scholarship- and research-focused faculty members by 2022.

Under Dr. Leath's leadership, the university continues to augment the meaningful impact of academic discovery at Auburn. The Presidential Awards for Interdisciplinary Research initiative supports multidisciplinary research teams that will propel Auburn to higher levels of distinction and attract new sources of external funding. Additionally, the Presidential Graduate Research Fellowship recruits top-tier PhD scholars to partner with Auburn faculty in fields of established and emerging research. Both programs are advancing the university's goal of delivering practical solutions to real-world challenges.

A trained plant pathologist, Dr. Leath served at three universities prior to Auburn, playing a key role in advancing teaching, research, and economic development at each, most recently as president of Iowa State University (ISU).

During Dr. Leath's tenure at ISU, the university achieved its highest student graduation rate, lowered student debt, grew research expenditures, set fundraising records, and secured its largest private gift for an academic facility and largest cash gift. He also led efforts for the 200-acre expansion of ISU's research park, generating new jobs and attracting new companies, industry partnerships, and government collaborations.

Dr. Leath also previously served as vice president for research and sponsored programs for the University of North Carolina System, and he held several prominent positions at North Carolina State University. Dr. Leath began his academic career at the University of Illinois, Urbana, as an extension plant pathologist.

Dr. Leath holds a BS in plant science from Pennsylvania State University, MS in plant science from the University of Delaware, and PhD in plant pathology from the University of Illinois.

Dr. Leath and his wife, Janet, have two sons, Eric and Scott, and a yellow Labrador retriever, Quill.



Allen Greene
Athletics Director

Allen Greene, known as a dynamic and energetic leader, is in his first year at Auburn after being named the program's 15th director of athletics on January 18, 2018. Greene served in the same capacity at the University at Buffalo from November 2015 until his arrival at Auburn.

One of the youngest athletics directors in the NCAA power five ranks, Greene, 41, is highly regarded by his peers. A former baseball player at the University of Notre Dame, he is actively engaged in the National Association of Collegiate Directors of Athletics, Minority Opportunities Athletics Association, and LEAD1, an association dedicated to preparing today's students to be tomorrow's leaders.

Greene's tenure as director of athletics at the University at Buffalo is noted for success on the field and in the classroom, as well as for donor and corporate development efforts that led to an array of facility enhancements.

Competitively, UB Athletics sent four teams to the NCAA tournament in a two-year span including men's and women's basketball in 2016, the first time a men's and women's MAC school won both titles since 2002.

In the classroom, UB sports teams achieved a GPA of 3.00 or better for 11 consecutive semesters, with football earning their highest team GPA in the programs Division I history.

Greene was instrumental in building donor and corporate support for UB athletics, including arranging an apparel partnership with Nike. He also spearheaded development of the UB athletics facilities master plan and led several capital projects, including the approval of an \$18 million, 92,000 square-foot indoor practice facility that had been on the docket for nearly two decades.

Prior to being named director of athletics at the University at Buffalo, Greene served as the senior associate athletic director for administration and deputy director of athletics at UB. As deputy director of athletics, Greene oversaw the day-to-day operations of the athletic department and was in charge of UB's football and men's and women's basketball programs, including scheduling, game contracts, student-athlete management and post season planning.

Greene also has experience working in the Southeastern Conference, having led several important business development and fundraising functions at the University of Mississippi. Prior to joining Ole Miss, Greene spent two years working as an athletics fundraiser for Notre Dame and five years in its compliance office.

A graduate of Notre Dame with a degree in finance, Greene was a three-year starter for the Fighting Irish baseball team. Greene was selected by the New York Yankees in the 1998 MLB draft and played three years in its minor league system. Greene later received his master's degree from Indiana University.

Greene and his wife Christy, have three children, daughters Rian and Seneca, and son Samuel.

2018 Auburn Football Game Recaps

GAME 1 // #9 AUBURN 21, #6 WASHINGTON 16 // SEPTEMBER 1, 2018 // ABC // MERCEDES-BENZ (70,103) // ATLANTA, GA.

In the 2018 season opener, No. 9 Auburn defeated No. 6 Washington 21-16 in the Chick-fil-A Kickoff Game in Mercedes-Benz Stadium in Atlanta. Ja'Tarvious Whitlow's 10-yard touchdown run on third-and-7 gave Auburn a 5-point lead with 6:15 remaining, capping a 10-play, 76-yard drive.

Jarrett Stidham completed 26 of 36 passes for 273 yards and a touchdown. Kam Martin rushed for 80 yards on 22 carries. Ryan Davis had seven receptions for 52 yards.

As it had done throughout the second half, Auburn's defense came up big time after time, including the Huskies' final possession. On third-and-13 from the Auburn 40, Big Kat Bryant sacked Washington quarterback Jake Browning. The Tigers again harassed Browning on fourth down, forcing an incompleteness. Auburn ran out the clock, celebrating a top 10 victory and posing with the old leather helmet trophy.

With Auburn leading 15-13 in the third quarter, Nick Coe forced a fumble on Browning's option pitch on third-and-goal at the 3. Darrell Williams recovered, preserving the lead.

The Huskies took a 16-15 lead when Peyton Henry's 30-yard field goal deflected inside the uprights.

Auburn's offense delivered when it mattered most, with Stidham leading the Tigers on the game-winning drive, hitting Darius Slayton for 21 yards to Washington's 25. Four rushing plays took the ball to the 10, where Whitlow powered in for the go-ahead score.

After Auburn's defense forced a three-and-out on the opening possession of the game, Ryan Davis' 32-yard punt return set up the Tigers at Washington's 36-yard line. On third-and-7 from the Huskies' 10, Stidham hit a leaping Sal Cannella in the end zone for Cannella's first career touchdown and a 6-0 lead with 11:45 remaining in the first quarter.

Auburn soon added to its lead when pressure from Montavious Atkinson forced an errant Browning throw, which Jamel Dean intercepted. Stidham completed third-and-longs to Darius Slayton for 18 yards and Nate Craig-Myers for 24, leading to Anders Carlson's 32-yard field goal and a 9-0 Auburn lead with 5:39 left in the first quarter.

After a Huskies field goal, Kam Martin's 19-yard run on fourth-and-one led to Carlson's 28-yard field goal, putting Auburn up 12-3 at the 10:35 mark in the second quarter.

The Huskies answered with a field goal, before Carlson hit a 53-yarder and a 15-6 Auburn lead with 1:23 in the half. Washington drove 75 yards in 40 seconds, with Browning completing four consecutive passes, including a 13-yard touchdown to Quinten Pounds with 43 seconds left in the half.



TEAM STATISTICS	UW	AU
First Downs	24	27
Rushes-Yards	33-102	45-147
Passing Yards	296	273
Comp-Att-Int	18-32-1	26-36-0
Total Plays-Yards	65-398	81-420
Punts-Avg.	3-40.7	3-39.0
Fumbles-Lost	1-1	1-0
Penalties-Yards	10-95	12-111
3rd Down Conv.	5-of-14	9-of-18
Time of Possession	28:40	29:40

INDIVIDUAL STATISTICS

RUSHING

UW - Gaskin 17-75, Ahmed 7-36, McClatcher 1-(-4), Browning 8-(-5)

AU - Martin 22-80, Whitlow 8-28 (TD), Stidham 11-23, R. Davis 1-10, Shivers 1-7, Cox 1-1, Team 1-(-2)

PASSING

UW - Browning 18-32-1-296 (TD)

AU - Stidham 26-36-0-273 (TD)

RECEIVING

UW - Fuller 7-135, Baccellia 4-41, Jones 3-77, Sample 2-26, Pounds 1-13 (TD), McClatcher 1-4

AU - R. Davis 7-52, Martin 5-32, Cox 4-52, Slayton 3-41, Craig-Myers 2-39, Williams 2-37, Cannella 1-10 (TD), Shenker 1-5, Whitlow 1-5

	1	2	3	4	OT	FINAL	FIELD GOAL BREAKDOWN
#6 WASHINGTON	3	10	0	3	--	16	Peyton (31) (28) WR40 (30)
#9 AUBURN	9	6	0	6	--	21	Carlson (32) WR33 (28) (53) WR 54

TEAM	QTR.	TIME	SCORING PLAY	DRIVE	SCORE
AUBURN	1	11:45	Cannella 10 yd pass from Stidham (Willis rush failed)	6-36, 2:12	0-6
AUBURN	1	5:39	Carlson 32 yd FG	11-49, 4:03	0-9
Washington	1	2:59	Peyton 31 yd FG	7-61, 2:40	3-9
AUBURN	2	10:35	Carlson 28 yd FG	12-63, 4:08	3-12
Washington	2	5:57	Peyton 28 yd FG	9-64, 4:38	6-12
AUBURN	2	1:23	Carlson 53 yd FG	10-38, 4:25	6-15
Washington	2	0:43	Pounds 13 yd pass from Browning (Peyton kick)	4-75, 0:40	13-15
Washington	4	14:06	Peyton 30 yd FG	9-45, 4:46	16-15
AUBURN	4	6:15	Whitlow 10 yd run (Cox pass failed)	10-76, 3:34	16-21

GAME 2 // #7 AUBURN 63, ALABAMA STATE 9 // SEPTEMBER 8, 2018 // SECN-A // JORDAN-HARE (84,806) // AUBURN, ALA.

The message all week was to improve. Improve from Week One. On Saturday, No. 7 Auburn (2-0) answered that call with a dominant 63-9 win over Alabama State. More specifically, running the ball more effectively was a point of emphasis for Malzahn after the Tigers rushed for 147 yards in their opener. They responded with 429 rushing yards and six rushing touchdowns against Alabama State.

Redshirt freshman Ja'Tarvious Whitlow led the way with 122 yards on 14 carries while true freshman Shaun Shivers added 117 yards and a touchdown on 13 carries. Including Shivers, six players (Shivers, Kam Martin, Harold Joiner, Malik Miller, Jarrett Stidham and Anthony Schwartz) scored rushing touchdowns. Three of the six were true freshmen.

Stidham and Schwartz also hooked up through the air for a 57-yard touchdown, the long play of the night for Auburn. Stidham, who gave way to Malik Willis in the second quarter, went 6 of 11 passing for 113 yards with the lone touchdown.

For Schwartz, it was a breakout performance as he finished with three catches for a team-high 67 yards, three carries for 50 yards and scored his first two career touchdowns. He averaged 19.5 yards per touch.

But as impressive as the offense looked, it wasn't the only unit to find the end zone. Safety Daniel Thomas returned an interception 29 yards for a touchdown late in the first quarter, and later in the first half, Devan Barrett picked up a blocked punt and returned it 10 yards for a score to make it 35-0. The punt was blocked by cornerback Jordyn Peters.

It was the first time since 2003 that the Tigers scored on an interception return and a blocked punt return in the same game.

The defense forced four turnovers and allowed only 47 yards rushing for the game.



TEAM STATISTICS	ALST	AU
First Downs	10	28
Rushes-Yards	35-47	59-429
Passing Yards	158	138
Comp-Att-Int	13-29-3	8-14-0
Total Plays-Yards	64-205	73-567
Punts-Avg.	11-39.8	2-38.0
Fumbles-Lost	1-1	5-4
Penalties-Yards	10-77	4-30
3rd Down Conv.	2-of-15	2-of-10
Time of Possession	30:36	29:24

INDIVIDUAL STATISTICS

RUSHING

ASU - Farmer 10-40, Gray 3-17, Leggett 3-8, Anderson 5-8, Pearson 4-7, Cook 2-3, Davis 2-(-14), Rucker 6-(-22)

AU - Whitlow 14-122, Shivers 13-117 (TD), Schwartz 3-50 (TD), K. Martin 7-40 (TD), Sandberg 3-35, Hill 1-22, Miller 1-14 (TD), A. Martin 2-13, Joiner 3-9 (TD), Stidham 2-8 (TD), Willis 3-2, Adams 1-1, Tolbert 3-1, TEAM 3-(-5)

PASSING

ASU - Pearson 6-15-2-99, Rucker 4-7-0-20, Davis 3-7-1-39 (TD)

AU - Stidham 6-11-0-113 (TD), Willis 1-2-0-3, Sandberg 1-1-0-22

RECEIVING

ASU - Gray 3-16, Spencer 2-8, Aristilde 1-51, Williams 1-29 (TD), Johnson 1-18, Jefferson 1-11, Allen 1-10, Cook 1-6, Corker 1-5, Leggett 1-4

AU - Schwartz 3-67 (TD), R. Davis 3-34, Chambers 1-22, K. Martin 1-15

	1	2	3	4	OT	FINAL	FIELD GOAL BREAKDOWN
ALABAMA STATE	0	2	7	0	--	9	Hanson WL43
#7 AUBURN	21	21	7	14	--	63	--

TEAM	QTR.	TIME	SCORING PLAY	DRIVE	SCORE
AUBURN	1	6:09	Stidham 6 yd run (Carlson kick)	10-74, 3:28	0-7
AUBURN	1	1:07	Schwartz 57 yd pass from Stidham (Carlson kick)	5-81, 2:23	0-14
AUBURN	1	1:00	Thomas 29 yd INT return (Carlson kick)	--	0-21
AUBURN	2	11:30	Martin 4 yd run (Carlson kick)	6-89, 1:42	0-28
AUBURN	2	7:42	Barrett 10 yd blocked punt return (Carlson kick)	--	0-35
AUBURN	2	5:56	Schwartz 23 yd run (Carlson kick)	1-23, 0:10	0-42
Alabama State	2	4:43	Haley safety	--	2-42
AUBURN	3	4:52	Joiner 2 yd run (Shannon kick)	10-48, 3:59	2-49
Alabama State	3	0:37	Williams 29 yd pass from Davis (Hanson kick)	3-16, 0:54	9-49
AUBURN	4	8:23	Shivers 2 yd run (Shannon kick)	4-54, 2:27	9-56
AUBURN	4	5:10	Miller 14 yd run (Shannon kick)	4-64, 2:30	9-63

2018 Auburn Football Game Recaps

GAME 3 // #12 LSU 22, #7 AUBURN 21 // SEPTEMBER 15, 2018 // CBS // JORDAN-HARE (86,787) // AUBURN, ALA.

JaTarrowius Whitlow rushed for 104 yards and a touchdown but No. 12 LSU kicked a field goal as time expired to beat No. 7 Auburn 22-21.

LSU, aided by two pass-interference penalties, drove 52 yards on 14 plays to set up Cole Tracy's 42-yard game winner.

Leading 14-10 in the third quarter, Jarrett Stidham's 4-yard touchdown pass to Darius Slayton on third-and-goal gave Auburn a two-score lead.

Slayton's touchdown marked 21 unanswered points for Auburn, turning a 10-point deficit into an 11-point lead. Auburn's drive began at its own 45, after LSU's fake punt jump pass fell incomplete.

LSU kicked a field goal late in the third quarter to cut the lead to 21-13, then scored on a 71-yard pass from Joe Burrow to Derrick Dillon to make it 21-19 with 8:18 to play.

LSU went for two, hoping to tie, but Jamel Dean broke up Burrow's pass in the end zone, preserving Auburn's lead.

Deshaun Davis led Auburn's defense with 13 tackles, a sack and four tackles for loss. Derrick Brown added nine tackles.

Trailing 10-0 in the second quarter after an LSU field goal, Auburn drove 75 yards on 10 plays for its first score.

On third-and-6, Stidham connected with Slayton for 9 yards, then found Seth Williams for 19 yards across midfield.

From the 7, Whitlow ran up the middle for Auburn's first touchdown, trimming LSU's lead to 10-7.

Auburn's defense responded with a three-and-out, with a third down sack from Davis forcing an LSU punt, giving the home team possession again less than a minute after its touchdown.

The Tigers marched 66 yards on nine plays to take the lead, mixing passes from Stidham to Williams and Chandler Cox with runs by Whitlow and Shaun Shivers.

Shivers gave Auburn a 14-10 lead with a 7-yard touchdown run to the left with 1:31 remaining in the half.

Stidham completed 16 of 28 passes for 198 yards and a touchdown. Whitlow averaged 4.7 yards on 22 carries, including a 19-yarder.

LSU led 7-0 after capitalizing on an interception on Auburn's first possession at Auburn's 34. The Bengal Tigers added a field goal with 8:37 remaining in the second quarter to lead 10-0.



TEAM STATISTICS	LS	AU
First Downs	21	19
Rushes-Yards	42-121	38-130
Passing Yards	249	198
Comp-Att-Int	15-35-0	16-28-2
Total Plays-Yards	77-370	66-328
Punts-Avg.	6-49.2	5-47.0
Fumbles-Lost	0-0	0-0
Penalties-Yards	9-91	9-111
3rd Down Conv.	8-of-20	4-of-12
Time of Possession	35:04	24:56

INDIVIDUAL STATISTICS

RUSHING

LSU - Brossette 19-69, Burrow 10-22, Ed.-Helaire 10-21 (TD), Jefferson 1-6, Curry 1-2, Dillon 1-1
 AU - Whitlow 22-104 (TD), Shivers 7-25 (TD), Stidham 5-5, K. Martin 2-4, TEAM 1(-)-2, Schwartz 1(-)-6

PASSING

LSU - Burrow 15-34-0-249 (TD), Von Rosenberg 0-1-0-0
 AU - Stidham 16-28-2-198 (TD)

RECEIVING

LSU - Jefferson 5-97, Anderson 3-41, Sullivan 2-12, Giles 2-10, Dillon 1-71 (TD), Brossette 1-11, Ed.-Helaire 1-7
 AU - Slayton 3-33 (TD), R. Davis 3-23, Cox 3-20, Schwartz 2-37, W. Williams 2-35, A. Martin 1-33, Harris 1-12, Stove 1-5

	1	2	3	4	OT	FINAL	FIELD GOAL BREAKDOWN
#12 LSU	7	3	3	9	--	22	Tracy WR53 (33) (27) (42)
#7 AUBURN	0	14	7	0	--	21	Carlson WL52

TEAM	QTR.	TIME	SCORING PLAY	DRIVE	SCORE
LSU	1	9:59	Ed.-Helaire 1 yd run (Tracy kick)	9-34, 4:22	7-0
LSU	2	8:37	Tracy 33 yd FG	10-75, 4:42	10-0
AUBURN	2	5:06	Whitlow 7 yd run (Carlson kick)	10-75, 3:31	10-7
AUBURN	2	1:31	Shivers 7 yd run (Carlson kick)	9-66, 2:38	10-14
AUBURN	3	10:38	Slayton 4 yd pass from Stidham (Carlson kick)	7-55, 2:08	10-21
LSU	3	3:58	Tracy 27 yd FG	10-60, 4:10	13-21
LSU	4	8:18	Dillon 71 yd pass from Burrow (Burrow pass failed)	1-71, 0:12	19-21
LSU	4	0:00	Tracy 42 yd FG	14-52, 5:38	22-21

GAME 4 // #9 AUBURN 34, ARKANSAS 3 // SEPTEMBER 22, 2018 // SECN // JORDAN-HARE (84,188) // AUBURN, ALA.

There was never a doubt inside Jordan-Hare Stadium as No. 9 Auburn jumped in front 7-0 early in the first quarter, and the Tigers never looked back as they bounced back with a convincing 34-3 win over Arkansas.

JaTarrowius Whitlow put Auburn on the board on its opening drive with a five-yard touchdown run in which he ran up the middle untouched. The freshman added a second touchdown run later and finished with 49 yards on 13 carries.

The first touchdown run from Whitlow was set up by a 48-yard punt return from Ryan Davis, which was the first of many significant plays from the Auburn special teams.

Later in the first half, Jordyn Peters deflected a punt - he nearly blocked one earlier in the game - that was returned by linebacker K.J. Britt down inside the Arkansas 10-yard line. That led to an Auburn field goal. Then sophomore Noah Igbinoghene broke the game wide open with a 96-yard kick return for a touchdown early in the third quarter that put the Tigers ahead, 24-3, at the time.

It was Auburn's first kickoff return for a touchdown since Corey Grant ran one back against Tennessee in 2013.

It was another impressive performance from the Auburn defense, who held Arkansas to 290 total yards and kept the Razorbacks out of the end zone. The Tigers wreaked havoc in the backfield throughout the game with seven tackles for loss, two sacks and nine quarterback hurries. Both sacks came from true freshmen - Richard Jibunor and Smoke Monday.

Auburn also forced a pair of turnovers with an interception from Javaris Davis and a fumble forced by Igbinoghene that was nearly picked up and returned for a touchdown by fellow defensive back Daniel Thomas.

Quarterback Jarrett Stidham completed 15 of his 22 passes for 134 yards in the win. His favorite target, Ryan Davis, caught six passes for 40 yards. The senior wide receiver, who returned a punt 36 yards later in the fourth quarter, finished with a game-high 124 all-purpose yards.



TEAM STATISTICS	AR	AU
First Downs	13	13
Rushes-Yards	38-149	36-91
Passing Yards	141	134
Comp-Att-Int	13-32-1	15-22-0
Total Plays-Yards	70-290	58-225
Punts-Avg.	9-33.8	5-47.2
Fumbles-Lost	2-1	0-0
Penalties-Yards	8-57	7-40
3rd Down Conv.	3-of-17	4-of-13
Time of Possession	32:29	27:31

INDIVIDUAL STATISTICS

RUSHING

ARK - Boyd 8-66, Storey 12-44, Whaley 8-26, Hayden 6-11, Kelley 2-2, Williams 2-0
 AU - Whitlow 13-49 (2 TD), Martin 8-39, Schwartz 2-9, Shivers 2-1, TEAM 1(-)-2, Stidham 10(-)-5 (TD)

PASSING

ARK - Storey 13-31-1-140, TEAM 0-1-0-0
 AU - Stidham 15-22-0-134

RECEIVING

ARK - Boyd 2-39, Cornelius 2-15, Jones 2-15, Whaley 2-9, Stewart 1-32, Woods 1-13, Cantrell 1-6, Patton 1-6, Hayden 1-6
 AU - R. Davis 6-40, Schwartz 3-59, Slayton 2-23, Martin 2-0, S. Williams 1-10, Cannella 1-2

	1	2	3	4	OT	FINAL	FIELD GOAL BREAKDOWN
ARKANSAS	0	0	3	0	--	3	Limpert WL40 (29)
#9 AUBURN	10	7	7	10	--	34	Carlson S54 (18) WL50 (43)

TEAM	QTR.	TIME	SCORING PLAY	DRIVE	SCORE
AUBURN	1	10:36	Whitlow 5 yd run (Carlson kick)	7-27, 2:21	0-7
AUBURN	1	0:21	Carlson 18 yd FG	4-1, 1:25	0-10
AUBURN	2	0:49	Stidham 4 yd run (Carlson kick)	4-9, 2:19	0-17
Arkansas	3	9:19	Limpert 29 yd FG	10-68, 3:50	3-17
AUBURN	3	9:05	Igbinoghene 96 yd KO return (Carlson kick)	--	3-24
AUBURN	4	8:18	Whitlow 15 yd run (Carlson kick)	8-72, 3:51	3-31
AUBURN	4	3:15	Carlson 43 yd FG	4(-)-10, 2:36	3-34

2018 Auburn Football Game Recaps

GAME 5 // #10 AUBURN 24, SOUTHERN MISS 13 // SEPTEMBER 29, 2018 // SECN // JORDAN-HARE (83,792) // AUBURN, ALA.

It took more than six hours, but No. 10 Auburn beat Southern Miss 24-13 Saturday on Homecoming at Jordan-Hare Stadium.

A 164-minute weather delay late in the first half made for a long day and night for players and fans alike.

Christian Tutt's interception in the fourth quarter led to Anders Carlson's field goal, sealing Auburn's victory.

Jarrett Stidham's 53-yard pass to Darius Slayton set up Stidham's 2-yard touchdown pass to Chandler Cox, giving Auburn a 21-6 lead with 5:39 in the third quarter.

Southern Miss made it a one-possession game with a touchdown pass early in the fourth quarter, but Auburn's defense held firm, tallying 12 tackles for loss.

Stidham completed 19 of 33 passes for 245 yards and two touchdowns.

Kam Martin rushed for 90 yards on 24 carries.

Auburn (4-1) held the Golden Eagles to 45 rushing yards on 21 carries.

Tutt and Jeremiah Dinson made interceptions. Derrick Brown had a sack while Nick Coe and Marlon Davidson each had a half sack. Deshaun Davis led the Tigers with 10 tackles. Darrell Williams had nine tackles. The senior linebackers combined for 4.5 tackles for loss. Southern Miss was 2-for-13 on third down.

Auburn came out firing, with Stidham targeting Seth Williams for a deep pass on the Tigers' first offensive play.

That pass fell incomplete, but on Auburn's third possession, Stidham and Williams connected for a 46-yard touchdown pass to give the Tigers a 7-0 lead, Williams' first Auburn score.

In the second quarter, after a Southern Miss field goal, Auburn drove 73 yards on 13 plays, with Stidham twice completing passes to running backs on third-and-long for first downs.

Anthony Schwartz scored on a 6-yard jet sweep to put Auburn up 14-3 before a weather delay suspended the game for the better part of three hours with 4:27 left in the half.

Auburn's special teams again excelled. Jordyn Peters recovered a fumbled USM punt. Arrryrn Siposs then punted 37 yards, pinning the Golden Eagles at their own 3 when Javaris Davis fielded his teammates' punt.

A three-and-out from Auburn's defense gave the Tigers the ball at USM's 47. After a 1-yard run, Stidham and Williams teamed up for their long TD.



TEAM STATISTICS	USM	AU
First Downs	15	17
Rushes-Yards	21-45	36-96
Passing Yards	215	245
Comp-Att-Int	30-44-2	19-33-0
Total Plays-Yards	65-260	69-341
Punts-Avg.	7-40.9	8-44.1
Fumbles-Lost	2-1	2-1
Penalties-Yards	7-46	9-78
3rd Down Conv.	2-of-13	5-of-16
Time of Possession	29:21	30:39

INDIVIDUAL STATISTICS

RUSHING

USM - Mosley 4-25, Harris 2-25, Parks 5-5, Griggs 1-2, Anderson 1-(-1), Jones 1-(-2), Team 1-(-4), Abraham 6-(-5)
 AU - K. Martin 24-90, Whitlow 4-23, Schwartz 2-8 (TD), Shivers 2-1, Stidham 4-(-26)

PASSING

USM - Abraham 30-44-2-215 (TD)
 AU - Stidham 9-33-0-245 (2 TD)

RECEIVING

USM - Adams 8-47, Mosley 6-3, Watkins 5-48 (TD), Jones 4-38, Nelson 2-37, Parks 2-20, Washington 1-21, Mitchell 1-1, Harris 1-0
 AU - Slayton 5-91, Cannella 3-16, S. Williams 2-60 (TD), Whitlow 2-20, R. Davis 2-12, Miller 1-30, K. Martin 1-17, Martin 1-3, Cox 1-2 (TD), Shivers 1-(-6)

	1	2	3	4	OT	FINAL	FIELD GOAL BREAKDOWN
SOUTHERN MISS	0	3	3	7	--	13	Shaunfield (44) (51)
#10 AUBURN	7	7	7	3	--	24	Carlson Blk53 (23)

TEAM	QTR.	TIME	SCORING PLAY	DRIVE	SCORE
AUBURN	1	3:39	S. Williams 46 yd pass from Stidham (Carlson kick)	2-47, 0:39	0-7
Southern Miss	2	12:51	Shaunfield 44 yd FG	7-20, 2:47	3-7
AUBURN	2	6:43	Schwartz 6 yd run (Carlson kick)	13-73, 6:07	3-14
Southern Miss	3	7:20	Shaunfield 51 yd FG	11-63, 4:15	6-14
AUBURN	3	5:39	Cox 2 yd pass from Stidham (Carlson kick)	4-71, 1:41	6-21
Southern Miss	4	13:47	Watkins 12 yd pass from Abraham (Shaunfield kick)	6-65, 2:12	13-21
AUBURN	4	2:00	Carlson 23 yd FG	6-19, 2:44	13-24

GAME 6 // MISSISSIPPI ST. 23, #8 AUBURN 9 // OCTOBER 6, 2018 // ESPN2 // DAVIS WADE STADIUM (60,635) // STARKVILLE, MISS.

Playing in its first road game, No. 8 Auburn couldn't find its rhythm as the Tigers came up short at Mississippi State, 23-9. Auburn struck first midway through the first quarter when Anders Carlson drilled a 47-yard field goal. The freshman made three of his four field-goal attempts, and his 24-yard field goal early in the fourth quarter got the Tigers within a touchdown at 16-9.

However, with two minutes remaining, Mississippi State quarterback Nick Fitzgerald all but put the game away with a 21-yard touchdown to make it a two-score game.

The Auburn defense was led by safety Jeremiah Dinson, who had a career night with 15 tackles and also pulled down an interception for the second straight game. He's the first player since Joshua Holsey in 2016 to record interceptions in back-to-back games, and his 15 tackles are the most by an Auburn player since Daren Bates (16) against Ole Miss in 2012.

Marlon Davidson, Darrell Williams and Deshaun Davis all finished with 10 tackles apiece. It was a career high for Davidson, who also blocked a critical field goal midway through the fourth quarter that gave the Tigers a chance to come back and tie the game.

On offense, quarterback Jarrett Stidham went 19 of 38 for 214 yards with no interceptions. His favorite target was senior wide Ryan Davis, who caught a game-high eight passes for 91 yards. He's now fourth among Auburn career receiving leaders with 137 career receptions, passing Tyrone Goodson (136 from 1993-97). Fellow receiver Darius Slayton added four catches for 58 yards.

The rushing attack was paced by freshman Ja'Tarvious Whitlow, who ran eight times for 88 yards. He nearly scored a touchdown late in the third quarter, but the refs said he fumbled the ball as he reached it across the goal line after a 41-yard run.



TEAM STATISTICS	AU	MSU
First Downs	15	22
Rushes-Yards	21-90	57-349
Passing Yards	214	69
Comp-Att-Int	19-38-0	9-17-1
Total Plays-Yards	59-34	74-418
Punts-Avg.	3-47.0	3-40.0
Fumbles-Lost	4-2	1-0
Penalties-Yards	2-10	1-15
3rd Down Conv.	3-of-14	7-of-17
Time of Possession	18:07	41:53

INDIVIDUAL STATISTICS

RUSHING

AU - Whitlow 8-88, Schwartz 1-17, Shivers 1-8, Willis 1-1, A. Martin 1-0, K. Martin 4-(-2), Stidham 5-(-22)
 MSU - Fitzgerald 28-195 (2 TD), Hill 23-126, Ae. Williams 1-32,

PASSING

AU - Stidham 19-38-0-214
 MSU - Fitzgerald 9-17-1-69

RECEIVING

AU - R. Davis 8-91, Slayton 4-58, Cannella 2-16, Shenker 1-26, Cox 1-10, Brown 1-9, Whitlow 1-3, Miller 1-1
 MSU - Green 2-23, Johnson 2-10, Thomas 2-9, Mitchell 1-23, Ae. Williams 1-4, Au. Williams 1-0

	1	2	3	4	OT	FINAL	FIELD GOAL BREAKDOWN
#8 AUBURN	3	0	3	3	--	9	Carlson (47) WL50 (38) (24)
MISSISSIPPI ST.	3	10	3	7	--	23	Christmann (25) (47) (32) Blk31

TEAM	QTR.	TIME	SCORING PLAY	DRIVE	SCORE
AUBURN	1	7:30	Carlson 47 yd FG	4-9, 1:13	3-0
Mississippi St.	1	2:37	Christmann 24 yd FG	9-67, 4:53	3-3
Mississippi St.	2	10:13	Christman 47 yd FG	7-39, 2:31	3-6
Mississippi St.	2	0:00	Fitzgerald 1 yd run (Christmann kick)	8-36, 4:23	3-13
Mississippi St.	3	6:55	Christmann 32 yd FG	13-60, 8:05	3-16
AUBURN	3	5:45	Carlson 38 yd FG	6-55, 1:10	6-16
AUBURN	4	11:24	Carlson 24 yd FG	10-52, 2:22	9-16
Mississippi St.	4	2:02	Fitzgerald 21 yd run (Christmann kick)	8-70, 4:31	9-23

2018 Auburn Football Game Recaps

GAME 7 // TENNESSEE 30, #21 AUBURN 24 // OCTOBER 13, 2018 // SECN // JORDAN-HARE STADIUM (84,589) // AUBURN, ALA.

Anthony Schwartz flashed his world-class speed on the Tigers' longest play of the season but Tennessee defeated No. 21 Auburn 30-24 Saturday at Jordan-Hare Stadium.

Auburn started fast, driving 75 yards, mostly on the ground, on the game's opening possession with Chandler Cox's 1-yard touchdown putting the Tigers up 7-0.

The Tigers were 3-for-3 on third down on the drive, with Ja'Tarvious Whitlow moving the chains each time. After Schwartz gained 17 yards to Tennessee's 3, Cox scored his second career rushing touchdown two plays later.

After Tennessee answered with a field goal, Auburn responded with a 20-yard Anders Carlson field goal to lead 10-3 after the first quarter.

The Volunteers tied it at 10 on a 42-yard yard touchdown pass from Jarrett Guarantano to Ty Chandler early in the second quarter. Guarantano completed 21 of 32 passes for 328 yards and two touchdowns.

After Auburn's defense forced a three-and-out, Jarrett Stidham found Schwartz on an out route. The freshman track star broke a tackle then raced down the Auburn sideline for a 76-yard score to give a 17-10 lead with 3:26 left in the first half.

After the dash by "Flash," Tennessee kicked a field goal, trimming Auburn's lead to 17-13 at the half.

Tennessee forced three Auburn turnovers, hit several long pass plays, and outscored the Tigers 17-7 in the second half.

Late in the third quarter, the Volunteers took a 20-17 lead on a 25-yard pass to Jauan Jennings, then scored again 51 seconds to take a 10-point lead on Alontae Taylor's fumble return.

Seth Williams caught a 14-yard touchdown pass with 37 seconds left to make it 30-24, but Tennessee recovered the onside kick to secure the win. Williams led Auburn with 85 receiving yards on five catches.

Stidham was 28-for-45 for 322 yards, two touchdowns and two interceptions.

Marlon Davidson blocked a field goal for the second straight week. Auburn had three sacks and 10 tackles for loss. Deshaun Davis led Auburn with 10 tackles, including a TFL.



TEAM STATISTICS

	UT	AU
First Downs	16	22
Rushes-Yards	36-68	34-126
Passing Yards	328	322
Comp-Att-Int	21-32-0	28-46-2
Total Plays-Yards	68-396	80-448
Punts-Avg.	4-42.8	3-44.3
Fumbles-Lost	0-0	3-1
Penalties-Yards	5-40	5-38
3rd Down Conv.	10-of-19	9-of-16
Time of Possession	34:01	25:59

INDIVIDUAL STATISTICS

RUSHING

UT - Chandler 16-50, Jordan 13-26, London 1-0, TEAM 1(-2), Guarantano 5(-6)
 AU - Schwartz 3-44, Whitlow 12-42, Miller 6-32, Shivers 1-8, R. Davis 1-5, K. Martin 2-3, Cox 1-1, TEAM 1(-2), Stidham 7(-7)

PASSING

UT - Guarantano 21-32-0-328 (2 TD)
 AU - Stidham 28-45-2-322 (2 TD), TEAM 0-1-0

RECEIVING

UT - Jennings 5-71 (TD), Chandler 5-62, Palmer 3-84, Callaway 2-55, Jordan 2-23, Wolf 1-12, Johnson 1-10, Murphy 1-7, Wood-Anderson 1-4
 AU - R. Davis 7-57, Miller 6-57, S. Williams 5-85 (TD), Schwartz 2-83 (TD), Slayton 2-24, Cannella 2-9, Cox 1-6, Whitlow 1-3, K. Martin 1-0, Shivers 1(-2)

	1	2	3	4	OT	FINAL	FIELD GOAL BREAKDOWN
TENNESSEE	3	10	14	3	--	30	Cimaglia (42) Blk48 (45) (20)
#21 AUBURN	10	7	0	7	--	24	Carlson (20) SH54

TEAM	QTR.	TIME	SCORING PLAY	DRIVE	SCORE
AUBURN	1	9:44	Cox 1 yd run (Carlson kick)	14-75, 5:16	0-7
Tennessee	1	5:24	Cimaglia 42 yd FG	8-50, 4:20	3-7
AUBURN	1	2:20	Carlson 20 yd FG	10-73, 3:04	3-10
Tennessee	2	10:44	Chandler 42 yd pass from Guarantano (Cimaglia kick)	5-59, 2:21	10-10
AUBURN	2	3:26	Schwartz 76 yd pass from Stidham (Carlson kick)	2-79, 0:43	10-17
Tennessee	2	0:07	Cimaglia 45 yd FG	7-24, 0:37	13-17
Tennessee	3	3:25	Jennings 25 yd pass from Guarantano (Cimaglia kick)	12-86, 6:24	20-17
Tennessee	3	2:34	Taylor 8 yd fumble recovery (Cimaglia kick)	--	27-17
Tennessee	4	9:04	Cimaglia 20 yd FG	5-47, 2:05	30-17
AUBURN	4	0:37	S. Williams 14 yd pass from Stidham (Carlson kick)	13-88, 1:56	30-24

GAME 8 // AUBURN 31, OLE MISS 16 // OCTOBER 20, 2018 // ESPN // VAUGHT-HEMINGWAY (56,885) // OXFORD, MISS.

Auburn exploded for three third-quarter touchdowns while keeping Ole Miss out of the end zone for nearly 58 minutes, winning 31-16 Saturday at Vaught-Hemingway Stadium.

Nick Coe, with three sacks, and Deshaun Davis, with 13 tackles, led Auburn's defense. Daniel Thomas added a career-high 10 tackles.

Ja'Tarvious Whitlow rushed for a career-high 170 yards on 19 carries and had a 3-yard touchdown catch on Auburn's opening drive.

Leading 10-6 at the half, Auburn's freshman receivers delivered big plays on a 68-yard drive to start the third quarter. A 21-yard pass to Seth Williams, and a 16-yard Anthony Schwartz run set up Malik Miller's 1-yard touchdown run.

After Ole Miss answered with a field goal, Whitlow raced a career-long 54 yards before Ole Miss knocked the ball loose near the goal-line. Schwartz recovered in the end zone to put Auburn ahead 24-9.

Derrick Brown then stopped Ole Miss quarterback Jordan Ta'amu for a loss of 2 on fourth-and-3 at Auburn's 36.

One play later, Jarrett Stidham connected with Williams for a 62-yard reception, the longest of Williams' career.

Miller scored from the 2 on the next play, his second rushing touchdown of the game, to make it 31-9. Auburn outscored Ole Miss 21-3 in the first 12 minutes of the second half.

The Rebels scored their only touchdown on A.J. Brown's 12-yard catch with 2:24 remaining.

Marlon Davidson blocked a field goal for the third straight game, denying Ole Miss a scoring opportunity on the game's first possession.

Whitlow quickly went to work, on his way to the third 100-yard game of his redshirt freshman season. He rushed five times for 35 yards, capping the drive with his first career touchdown catch, a 3-yarder.

Stidham was 13 of 22 for 215 yards and a touchdown. Neither team committed a turnover.



TEAM STATISTICS

	AU	OM
First Downs	20	27
Rushes-Yards	46-269	39-123
Passing Yards	215	324
Comp-Att-Int	13-22-0	27-47-0
Total Plays-Yards	68-484	86-447
Punts-Avg.	3-44.7	4-37.8
Fumbles-Lost	3-0	1-0
Penalties-Yards	8-80	6-35
3rd Down Conv.	6-of-14	6-of-17
Time of Possession	29:49	30:11

INDIVIDUAL STATISTICS

RUSHING

AU - Whitlow 19-170, Shivers 10-45, K. Martin 4-18, Schwartz 1-16 (TD), Miller 6-11 (2 TD), Stidham 6-9
 OM - Phillips 17-59, Ta'amu 19-43, Woullard 3-21

PASSING

AU - Stidham 13-22-0-215 (TD)
 OM - Ta'amu 27-46-0-324 (TD), TEAM 0-1-0-0

RECEIVING

AU - Whitlow 4-38 (TD), S. Williams 2-83, Slayton 2-62, Schwartz 2-16, R. Davis 2-12, Miller 1-4
 OM - Brown - 10-155 (TD), Lodge 5-84, Sanders 3-18, Phillips 2-20, Woullard 2-13, Knox 2-11, Moore 1-9, Cooley 1-8, Battle 1-6

	1	2	3	4	OT	FINAL	FIELD GOAL BREAKDOWN
AUBURN	7	3	21	0	--	31	Carlson WR47 (28) WR45
OLE MISS	3	3	3	7	--	16	Logan Blk40 (36) (37) (35)

TEAM	QTR.	TIME	SCORING PLAY	DRIVE	SCORE
AUBURN	1	8:36	Whitlow 3 yd pass from Stidham (Carlson kick)	11-77, 3:44	7-0
Ole Miss	1	5:49	Logan 36 yd FG	11-56, 2:47	7-3
Ole Miss	2	9:16	Logan 37 yd FG	8-51, 2:22	7-6
AUBURN	2	4:18	Carlson 28 yd FG	15-75, 4:54	10-6
AUBURN	3	12:07	Miller 1 yd run (Carlson kick)	7-68, 2:53	17-6
Ole Miss	3	8:30	Logan 35 yd FG	9-57, 3:37	17-9
AUBURN	3	6:53	Schwartz 0 yd fumble recover (Carlson kick)	4-75, 1:37	24-9
AUBURN	3	3:00	Miller 2 yd run (Carlson kick)	3-62, 0:58	31-9
Ole Miss	4	2:24	Brown 12 yd pass from Ta'amu (Logan kick)	15-82, 5:03	31-16

2018 Auburn Football Game Recaps

GAME 9 // AUBURN 28, #25 TEXAS A&M 24 // NOVEMBER 3, 2018 // ESPN // JORDAN-HARE STADIUM (85,945) // AUBURN, ALA.

Auburn scored two late touchdowns to overcome a 10-point deficit, beating No. 25 Texas A&M 28-24 at Jordan-Hare Stadium.

Trailing 24-14, Noah Igbinghene's interception gave Auburn possession at its own 29 with 7:14 remaining. Jarrett Stidham then completed five passes, three to Darius Slayton for 43 yards, to give Auburn first-and-goal at the 1. Chandler Cox scored on the next play to cut A&M's lead to 24-21 with 5:14 to play.

Derrick Brown's sack helped force Texas A&M's punt, which Christian Tutt returned 28 yards to Auburn's 42 with 2:04 to play.

On the next play, Stidham hit Ryan Davis, who zigged and zagged up the middle for 47 yards to the Aggies' 11. From there, Stidham connected with Seth Williams for the game-winning score with 1:41 to play.

Stidham was 18 for 29 for 239 yards, two touchdowns and no interceptions. Slayton had eight receptions for 107 yards.

Texas A&M drove from its 16 past midfield, but Nick Coe's sack on the final play set off a joyous celebration that started in the stands and continued in Auburn's locker room.

Daniel Thomas forced a fumble and recorded a career-high 12 tackles. Auburn had five sacks and 12 tackles for loss.

Trayveon Williams' third touchdown, a 1-yard run to cap the opening drive of the second half, gave the Aggies a 10-point lead at the 10:27 mark of the third quarter. Auburn shut out A&M the rest out of the game.

Auburn trailed 17-14 after a back-and-forth first half.

After the Aggies kicked a field goal on their opening drive, Auburn's defense forced a turnover, with Jamel Dean recovering a fumbled option pitch at A&M's 20, with Thomas applying pressure on the pitch man.

Auburn took the lead on the next play, using deception. Stidham threw backwards to Ryan Davis, who fired to an open Sal Cannella for a 20-yard touchdown and a 7-3 lead with 1:37 left in the first quarter.

Texas A&M regained the lead on Williams' 38-yard touchdown run to make it 10-7 early in the second quarter.

Stidham hit Slayton for 34 yards on a 9-play, 80-yard touchdown drive. On third-and-2 from the 11, Stidham zipped a pass across the field to a leaping Williams in the end zone for a 14-10 Auburn lead with 4:03 left in the half.

The Aggies took 17-14 lead before the half on a 14-yard screen pass to Williams.



TEAM STATISTICS

	TAMU	AU
First Downs	28	13
Rushes-Yards	47-201	21-19
Passing Yards	220	259
Comp-Att-Int	16-32-1	19-30-0
Total Plays-Yards	79-421	51-278
Punts-Avg.	5-44.2	8-48.2
Fumbles-Lost	4-1	2-0
Penalties-Yards	7-31	6-39
3rd Down Conv.	4-of-14	3-of-11
Time of Possession	38:41	21:19

INDIVIDUAL STATISTICS

RUSHING

TAMU- T. Williams 17-107 (2 TD), Corbin 10-50, Mond 18-31, Davis 1-9, Sternberger 1-4
 AU - Whitlow 8-16, Shivers 2-11, Schwartz 3-4, M. Miller 2-2, Cox 1-1 (TD), Stidham 5-(-15)

PASSING

TAMU- Mond 16-32-1-220 (TD)
 AU - Stidham 18-29-0-239 (2 TD), R. Davis 1-1-0-20 (TD)

RECEIVING

TAMU- T. Williams 5-75 (TD), Sternberger 3-59, Buckley 2-29, Davis 2-14, Corbin 1-16, Rogers 1-10, Gillaspia 1-9, Jones 1-8
 AU - Slayton 8-107, R. Davis 5-75, S. Williams 2-22 (2 TD), Cannella 1-20 (TD), M. Miller 1-16, Whitlow 1-15, Schwartz 1-4

	1	2	3	4	OT	FINAL	FIELD GOAL BREAKDOWN
#25 TEXAS A&M	3	14	7	0	--	24	SMALL (35) WL36
AUBURN	7	7	0	14	--	28	--

TEAM	QTR.	TIME	SCORING PLAY	DRIVE	SCORE
Texas A&M	1	7:10	Small 35 yd FG	13-48, 6:09	3-0
AUBURN	1	1:37	Cannella 20 yd pass from R. Davis (Carlson kick)	1-20, 0:06	3-7
Texas A&M	2	14:19	T. Williams 38 yd run (Small kick)	5-75, 2:18	10-7
AUBURN	2	4:03	S. Williams 11 yd pass from Stidham (Carlson kick)	9-80, 3:34	10-14
Texas A&M	2	1:09	T. Williams 14 yd pass from Mond (Small kick)	6-75, 2:54	17-14
Texas A&M	3	10:27	T. Williams 1 yd run (Small kick)	8-75, 4:33	24-14
AUBURN	4	5:14	Cox 1 yd run (Carlson kick)	8-71, 2:00	24-21
AUBURN	4	1:41	S. Williams 11 yd pass from Stidham (Carlson kick)	2-58, 0:23	24-28

GAME 10 // #5 GEORGIA 27, AUBURN 10 // NOVEMBER 10, 2018 // ESPN // SAMFORD STADIUM (92,746) // ATHENS, GA.

Playing against a Top 5 opponent, Auburn jumped out to an early lead and looked to play the part of spoiler, but No. 5 Georgia proved to be too much as the Tigers dropped a 27-10 decision on the road.

Georgia scored first with an early field goal, but Auburn responded on the next drive with an eight-play 75-yard drive that was capped by a touchdown pass from Ja'Tarvious Whitlow to John Samuel Shenker. Whitlow, the team's starting running back, lined up in the Wildcat formation, rolled to his left and found Shenker in the back of the end zone for the score.

On the same drive, Auburn senior Ryan Davis made his 154th career reception and passed Courtney Taylor as the program's all-time leading receptions leader. Davis set a new career-high with 13 receptions in the game and finished with 72 yards receiving.

Davis and quarterback Jarrett Stidham also made history together as they became the most productive pass tandem in Auburn history with 141 completions, passing Pat Sullivan and Terry Beasley (1969-71).

Like the offense, the Auburn defense also started strong, making a pair of goal-line stands on Georgia's first two drives that forced the Bulldogs to settle for two field goals. It was the ninth time this season the Tigers have held their opponent without a touchdown in the first quarter.

After Georgia's second field early in the second quarter, Auburn answered with another solid scoring drive and extended the lead to 10-6 with a 27-yard field goal from Anders Carlson.

However, the game turned in the final three minutes of the first half when the Bulldogs scored back-to-back touchdowns to take a 20-10 lead into the locker room. And then it was a 77-yard touchdown run from D'Andre Swift early in the fourth quarter that ultimately put the game out of reach.

Davis finished with a team-high 10 tackles, two tackles for loss and a sack. It was the 10th career double-figure tackle game for the senior linebacker, who now ranks ninth on Auburn's all-time tackles list with 245.



TEAM STATISTICS

	AU	UGA
First Downs	19	24
Rushes-Yards	20-102	46-303
Passing Yards	172	213
Comp-Att-Int	25-37-0	15-23-1
Total Plays-Yards	57-274	69-516
Punts-Avg.	6-40.3	2-38.0
Fumbles-Lost	2-0	2-0
Penalties-Yards	6-52	12-85
3rd Down Conv.	3-of-11	8-of-14
Time of Possession	21:45	38:15

INDIVIDUAL STATISTICS

RUSHING

AU - Shivers 4-43, Stidham 6-36, Whitlow 9-26, R. Davis 1-(-3)
 UGA - Swift 17-186 (TD), Holyfield 15-93, Herrien 5-37, Fromm 2-5, TEAM 2-(-6), Field 5-(-12)

PASSING

AU - Stidham 24-36-0-163, Whitlow 1-1-0-9 (TD)
 UGA - Fromm 13-20-1-193 (2 TD), Fields 2-2-0-20, Blankenship 0-1-0-0

RECEIVING

AU - R. Davis 13-72, S. Williams 3-38, Schwartz 2-27, Miller 2-13, Whitlow 2-(-4), Shenker 1-9 (TD), Jackson 1-9, Slayton 1-8
 UGA - Swift 4-43, Godwin 3-84 (TD), Hardman 2-39, Simmons 2-15 (TD), Ridley 1-19, Crumpton 1-7, Nauta 1-3, Holyfield 1-3

	1	2	3	4	OT	FINAL	FIELD GOAL BREAKDOWN
AUBURN	7	3	0	0	--	10	Carlson (27)
GEORGIA	3	17	0	7	--	27	Blankenship (25) (20)

TEAM	QTR.	TIME	SCORING PLAY	DRIVE	SCORE
Georgia	1	7:01	Blankenship 25 yd FG	10-80, 5:09	0-3
AUBURN	1	4:28	Shenker 9 yd pass from Whitlow (Carlson kick)	8-75, 2:33	7-3
Georgia	2	11:13	Blankenship 20 yd FG	15-73, 8:15	7-6
AUBURN	2	7:46	Carlson 27 yd FG	11-66, 3:27	10-6
Georgia	2	2:47	Simmons 14 yd pass from Fromm (Blankenship kick)	8-59, 4:50	10-13
Georgia	2	0:21	Godwin 38 yd pass from Fromm (Blankenship kick)	5-69, 1:39	10-20
Georgia	4	13:53	Swift 77 yd run (Blankenship kick)	2-75, 1:00	10-27

2018 Auburn Football Game Recaps

GAME 11 // AUBURN 53, LIBERTY 0 // NOVEMBER 17, 2018 // SECN-A // JORDAN-HARE STADIUM (81,129) // AUBURN, ALA.

The message all week was to send the 16 seniors out the right way. Auburn did just that with a 53-0 win over Liberty in what was the last game the seniors will play in Jordan-Hare Stadium.

The Auburn defense got things started early when senior linebacker Darrell Williams intercepted a pass and returned it 26 yards for a touchdown to give the Tigers an early 10-0 lead. It was the first career interception for Williams.

Then on the very next drive, it was the special teams turn to make a play. Auburn cornerback Jordyn Peters came rushing in and blocked a punt that went out of the back of the end zone for a safety. It was the third blocked punt of the season for Peters, and it was Auburn's first blocked punt for a safety since the 2011 Chick-fil-A Bowl against Virginia.

The offense waited until early in the second quarter to score its first touchdown, but after that, four of the next six drive resulted in a touchdown. More importantly, the Tigers didn't turn the ball over.

Running back Kam Martin had over 100 yards rushing by halftime, and quarterback Jarrett Stidham accounted for two first-half touchdowns, including a 22-yard strike to Sal Cannella late in the second quarter that gave the Tigers a 32-0 lead heading into the intermission. Stidham finished 12 of 18 for 178 yards and two touchdowns through the air and also added another score on the ground.

As a team, Auburn ran for 340 yards and accounted 531 total yards on the day. Freshmen Seth Williams and Shaun Shivers both scored touchdowns, and backup quarterback Malik Willis added a rushing touchdown – his first of the season – late in the third quarter.

The defense, who set the tone early with the interception return for a touchdown, never let up. The standard for this unit every week is to pitch a shutout, and for the first time this season, the Tigers delivered as they kept Liberty off the scoreboard and allowed only 134 total yards of offense.

The interception by Darrell Williams was also one of four turnovers forced by Auburn in the game. Big Kat Bryant and T.D. Moultry both had sacks that caused fumbles, which were recovered by the Tigers. And freshman Smoke Monday brought in his first career interception late in the third quarter.

Between the defensive touchdown, the safety on special teams and the five touchdowns scored by the offense, it was the second game this season that Auburn scored on all three phases.



TEAM STATISTICS	LU	AU
First Downs	7	29
Rushes-Yards	28-55	61-340
Passing Yards	79	191
Comp-Att-Int	9-28-2	14-21-0
Total Plays-Yards	56-134	82-531
Punts-Avg.	8-35.2	3-40.7
Fumbles-Lost	3-2	3-0
Penalties-Yards	1-5	3-25
3rd Down Conv.	3-of-12	2-of-12
Time of Possession	20:47	39:13

INDIVIDUAL STATISTICS RUSHING

LU - Hickson 10-45, Boyd 6-15, Pickett 8-12, Calvert 4(-)-17
 AU - K. Martin 17-116, Whitlow 7-48, Shivers 6-45 (TD), A. Martin 10-44, Tolbert 6-41, Schwartz 4-37, Willis 2-15 (TD), Owens Moss 1-5, Miller 2-5, Stidham 4(-)-3, TEAM 2(-)-13

PASSING

LU - Calvert 928-2-79
 AU - Stidham 12-18-0-178 (2 TD), Willis 2-3-0-13

RECEIVING

LU - Gandy-Golden 3-22, Farrow 2-27, Barrett 1-12, Frith 1-9, Stubbs 1-6, Pickett 1-3
 AU - S. Williams 5-109 (TD), R. Davis 4-40, Cannella 1-22 (TD), King 1-7, Jackson 1-6, Schwartz 1-4, Cox 1-3

	1	2	3	4	OT	FINAL	FIELD GOAL BREAKDOWN
LIBERTY	0	0	0	0	--	0	
AUBURN	15	17	21	0	--	53	CARLSON (53) (20) (49) SHANNON WL35

TEAM	QTR.	TIME	SCORING PLAY	DRIVE	SCORE
AUBURN	1	7:40	Carlson 53 yd FG	6-31, 1:23	0-3
AUBURN	1	7:29	Da. Williams 26 yd INT return (Carlson kick)	--	0-10
AUBURN	1	6:45	Jordyn Peters safety	--	0-12
AUBURN	1	0:12	Carlson 20 yd FG	11-77, 4:05	0-15
AUBURN	2	11:01	Stidham 1 yd run (Carlson kick)	10-72, 3:38	0-22
AUBURN	2	3:04	Carlson 49 yd FG	16-55, 6:38	0-25
AUBURN	2	1:03	Cannella 22 yd pass from Stidham (Carlson kick)	2-33, 0:16	0-32
AUBURN	3	13:19	S. Williams 45 yd pass from Stidham (Carlson kick)	4-65, 1:38	0-39
AUBURN	3	5:46	Shivers 25 yd run (Shannon kick)	5-51, 2:34	0-46
AUBURN	3	0:13	Willis 16 yd run (Shannon kick)	4-43, 2:24	0-53

GAME 12 // #1 ALABAMA 52, AUBURN 21 // NOVEMBER 11, 2018 // CBS // BRYANT-DENNY STADIUM (101,821) // TUSCALOOSA, ALA.

On the road against a top-ranked opponent, Auburn matched No.1 Alabama blow-for-blow in the first half in a 52-21 Iron Bowl loss.

Alabama quarterback Tua Tagovailoa threw four touchdown passes in the second half to break open a 3-point game, as Auburn trailed 17-14 after an inspired first half.

Trailing 31-14, Jarrett Stidham hit Darius Slayton on a 52-yard touchdown pass to pull the Tigers within 10 at 31-21 with 3:31 remaining in the third quarter. Alabama answered with touchdown passes late in the third quarter and early in the fourth to secure the victory.

Shaun Shivers raced 75 yards for a touchdown on Auburn's first series, but a holding penalty nullified the score.

After Alabama took a 7-0 lead on a 7-yard quarterback run, Auburn answered with a 10-play, 73-yard touchdown drive. Five consecutive Ja'Tarvious Whitlow rushes netted 25 yards, crossing midfield.

Auburn then gained 12 yards on Stidham's pass to Ryan Davis. On third-and-13, Stidham hit Whitlow for 25 yards to the Alabama 14.

After a 5-yard Alabama penalty, Anthony Schwartz raced around right end for a 9-yard game-tying TD with 2:37 remaining in the first quarter.

Alabama took a 17-7 lead on a 4-yard pass from Tagovailoa to Henry Ruggs III, and a 30-yard field goal.

Auburn's defense forced a three-and-out, then Smoke Monday blocked a punt, Auburn's fourth of the season, giving the Tigers possession on Alabama's 23.

One play later, Ryan Davis threw his second touchdown pass of the season, hitting Malik Miller for 23 yards, trimming Alabama's lead to 17-14 with 4:04 left in the half.

Auburn's defense ended the first half with back-to-back three-and-outs, holding Alabama to its season lows in first-half passing yards and total offense.

Tagovailoa was 25 of 32 for 324 yards and five touchdowns, adding a rushing TD.

Whitlow was the game's leading rushing, gaining 61 yards on 19 carries.



TEAM STATISTICS	AU	UA
First Downs	19	23
Rushes-Yards	43-130	26-123
Passing Yards	153	377
Comp-Att-Int	15-32-1	26-33-0
Total Plays-Yards	75-283	59-500
Punts-Avg.	7-40.3	5-32.8
Fumbles-Lost	1-0	0-0
Penalties-Yards	9-88	8-82
3rd Down Conv.	9-of-18	5-of-11
Time of Possession	34:37	25:23

INDIVIDUAL STATISTICS RUSHING

AU - Whitlow 19-61, Shivers 10-27, Schwartz 3-20, Willis 3-18, Martin 2-12, Stidham 6(-)8
 AL - D. Harris 9-41, Jacobs 5-28, Tagovailoa 4-26, N. Harris 7-25, Hurts 1-3

AL - Tagovailoa 25-32-0-324 (5 TD), Hurts 1-1-0-53 (TD)

PASSING

AU - Stidham 13-30-1-127 (TD), R. Davis 1-1-0-23 (TD), Willis 1-1-0-3
 AU - Tagovailoa 25-32-0-324 (5 TD), Hurts 1-1-0-53 (TD)

RECEIVING

AU - R. Davis 4-15, Schwartz 3-10, Slayton 2-63 (TD), Whitlow 2-27, Stove 2-12, Miller 1-23 (TD), Carlson 1-3
 AL - Jeudy 5-77 (TD), Ruggs III 5-62 (2 TD), D. Smith 4-72 (TD), Jacobs 4-53 (TD), Waddle 3-73 (TD), I. Smith, Jr. 3-27. D. Harris 1-11, N. Harris 1-2

	1	2	3	4	OT	FINAL	FIELD GOAL BREAKDOWN
AUBURN	7	7	7	0	--	21	
ALABAMA	7	10	21	14	--	52	BULOVAS (30)

TEAM	QTR.	TIME	SCORING PLAY	DRIVE	SCORE
Alabama	1	6:38	Tagovailoa 7 yd run (Bulovas kick)	5-34, 2:02	0-7
AUBURN	1	2:37	Schwartz 9 yd run (Carlson kick)	10-43, 4:01	7-7
Alabama	2	14:15	Ruggs III 4 yd pass from Tagovailoa (Bulovas kick)	8-65, 3:22	7-14
Alabama	2	8:59	Bulovas 30 yd FG	11-57, 4:18	7-17
AUBURN	2	4:04	Miller 23 yd pass from R. Davis (Carlson kick)	2-23, 0:53	14-17
Alabama	3	12:57	Jeudy 46 yd pass from Tagovailoa (Bulovas kick)	5-75, 2:03	14-24
Alabama	3	9:49	Jacobs 33 yd pass from Tagovailoa (Bulovas kick)	4-69, 1:34	14-31
AUBURN	3	3:31	Slayton 52 yd pass from Stidham (Carlson kick)	3-60, 1:25	21-31
Alabama	3	2:22	D. Smith 40 yd pass from Tagovailoa (Bulovas kick)	3-75, 1:09	21-38
Alabama	4	14:29	Ruggs III 22 yd pass from Tagovailoa (Bulovas kick)	4-43, 1:16	21-45
Alabama	4	9:29	Waddle 53 yd pass from Hurts (Bulovas kick)	1-53, 0:10	21-52

2018 Statistics

RECORD.....OVERALL	HOME	AWAY	NEUTRAL
ALL GAMES.....7-5	5-2	1-3	1-0
CONFERENCE.....3-5	2-2	1-3	0-0
NON-CONFERENCE.....4-0	3-0	0-0	1-0

DATE.....OPONENT	W/L	SCORE	ATTEND
9/1/2018..... vs. #6 Washington	W	21-16	70,103
9/8/2018..... Alabama State	W	63-9	84,806
9/15/2018..... * #12 LSU	L	21-22	86,787
9/22/2018..... * Arkansas	W	34-3	84,188
9/29/2018..... Southern Miss	W	24-13	83,792
10/6/2018..... * at Mississippi State	L	9-23	60,635
10/13/2018..... * Tennessee	L	24-30	84,589
10/20/2018..... * at Ole Miss	W	31-16	56,885
11/3/2018..... * #25 Texas A&M	W	28-24	85,945
11/10/2018..... * at #5 Georgia	L	10-27	92,746
11/17/2018..... LIBERTY	W	53-0	81,129
11/24/2018..... * at #1 Alabama	L	21-52	101,821

TEAM STATISTICS.....AU	OPP
SCORING.....339	235
Points Per Game.....28.2	19.6
Points Off Turnovers.....61	42
FIRST DOWNS.....241	232
Rushing.....115	92
Passing.....106	112
Penalty.....20	28
RUSHING YARDAGE.....1969	1730
Yards gained rushing.....2259	2075
Yards lost rushing.....290	345
Rushing Attempts.....460	448
Average Per Rush.....4.3	3.9
Average Per Game.....164.1	144.2
TDs Rushing.....22	7
PASSING YARDAGE.....2514	2669
Comp-Att-Int.....217-359-5	212-384-12
Average Per Pass.....7.0	7.0
Average Per Catch.....11.6	12.6
Average Per Game.....209.5	222.4
TDs Passing.....16	16
TOTAL OFFENSE.....4483	4399
Total Plays.....819	832
Average Per Play.....5.5	5.3
Average Per Game.....373.6	366.6
KICK RETURNS: #-Yards.....20-434	11-215
PUNT RETURNS: #-Yards.....31-340	10-37
INT RETURNS: #-Yards.....12-138	5-44
KICK RETURN AVERAGE.....21.7	19.5
PUNT RETURN AVERAGE.....11.0	3.7
INT RETURN AVERAGE.....11.5	8.8
FUMBLES-LOST.....26-8	18-8
PENALTIES-Yards.....80-702	84-659
Average Per Game.....58.5	54.9
PUNTS-Yards.....56-2457	67-2630
Average Per Punt.....43.9	39.3
Net punt average.....41.8	33.3
KICKOFFS-Yards.....69-4389	55-3130
Average Per Kick.....63.6	56.9
Net kick average.....41.7	38.6
TIME OF POSSESSION/Game.....27:52	32:08
3RD-DOWN Conversions.....59/165	62/182
3rd-Down Pct.....36%	34%
4TH-DOWN Conversions.....7/17	7/18
4th-Down Pct.....41%	39%
SACKS BY-Yards.....35-232	23-168
MISC YARDS.....55	0
TOUCHDOWNS SCORED.....42	24
FIELD GOALS-ATTEMPTS.....15-26	22-30
ON-SIDE KICKS.....0-1	0-2
RED-ZONE SCORES.....(39-47) 83%	(28-34) 82%
RED-ZONE TOUCHDOWNS.....(28-47) 60%	(11-34) 32%
PAT-ATTEMPTS.....(40-40) 100%	(23-23) 100%
ATTENDANCE.....591236	312087
Games/Avg Per Game.....7/84462	4/78022
Neutral Site Games.....	1/70103

SCORE BY QUARTERS.....1st	2nd	3rd	4th	Total
Auburn.....103	99	80	57	339
Opponents.....32	82	64	57	235

RUSHING.....GP	Att	Gain	Loss	Net	Avg	TD	Long	Avg/G
J. Whitlow.....12	143	813	36	777	5.4	4	54	64.8
Kam Martin.....10	92	415	15	400	4.3	1	20	40.0
Shaun Shivers.....12	59	345	7	338	5.7	3	30	28.2
A. Schwartz.....12	23	216	17	199	8.7	4	23	16.6
Malik Miller.....9	17	67	3	64	3.8	3	17	7.1
Asa Martin.....6	13	57	0	57	4.4	0	8	9.5
C.J. Tolbert.....2	9	44	2	42	4.7	0	17	21.0
Malik Willis.....7	9	41	5	36	4.0	1	16	5.1
Cord Sandberg.....1	3	35	0	35	11.7	0	15	35.0
Matthew Hill.....3	1	22	0	22	22.0	0	22	7.3
Ryan Davis.....12	3	15	3	12	4.0	0	10	1.0
Harold Joiner.....2	3	9	0	9	3.0	1	5	4.5
J. Owens Moss.....2	1	5	0	5	5.0	0	5	2.5
Chandler Cox.....12	3	3	0	3	1.0	2	1	0.2
Devin Adams.....2	1	1	0	1	1.0	0	1	0.5
Jarrett Stidham.....12	71	171	176	-5	-0.1	3	18	-0.4
Team.....7	9	0	-26	-26	-2.9	0	0	-3.7
Total.....12	460	2259	290	1969	4.3	22	54	164.1
Opponents.....12	448	2075	345	1730	3.9	7	77	144.2

PASSING.....G	Effic	Comp-Att-Int	Pct	Yds	TD	Lng	Avg/G
Jarrett Stidham.....12	127.95	209-348-5	60.1	2421	13	76	201.8
Malik Willis.....7	93.27	4-6-0	66.7	19	0	7	2.7
Ryan Davis.....12	610.60	2-2-0	100.0	43	2	23	3.6
Cord Sandberg.....1	284.80	1-1-0	100.0	22	0	22	22.0
Team.....7	0.00	0-1-0	0.0	0	0	0	0.0
J. Whitlow.....12	505.60	1-1-0	100.0	9	1	9	0.8
Total.....12	131.19	217-359-5	60.4	2514	16	76	209.5
Opponents.....12	121.09	212-384-12	55.2	2669	16	71	222.4

RECEIVING.....G	No.	Yds	Avg	TD	Long	Avg/G
Ryan Davis.....12	64	523	8.2	0	47	43.6
Darius Slayton.....11	32	510	15.9	2	53	46.4
Seth Williams.....12	24	479	20.0	5	62	39.9
A. Schwartz.....12	19	307	16.2	2	76	25.6
J. Whitlow.....12	14	107	7.6	1	27	8.9
Malik Miller.....9	13	144	11.1	1	30	16.0
Sal Cannella.....12	11	95	8.6	3	22	7.9
Chandler Cox.....12	11	93	8.5	1	19	7.8
Kam Martin.....10	10	64	6.4	0	17	6.4
John Shenker.....11	3	40	13.3	1	26	3.6
Eli Stove.....2	3	17	5.7	0	8	8.5
N. Craig-Myers.....3	2	39	19.5	0	24	13.0
Asa Martin.....6	2	36	18.0	0	33	6.0
S. Jackson.....11	2	15	7.5	0	9	1.4
Shaun Shivers.....12	2	-8	-4.0	0	0	-0.7
Cedric Chambers.....2	1	22	22.0	0	22	11.0
Jalen Harris.....3	1	12	12.0	0	12	4.0
Tucker Brown.....12	1	9	9.0	0	9	0.8
Griffin King.....3	1	7	7.0	0	7	2.3
Anders Carlson.....12	1	3	3.0	0	3	0.2
Total.....12	217	2514	11.6	16	76	209.5
Opponents.....12	212	2669	12.6	16	71	222.4

PUNT RETURNS.....No.	Yds	Avg	TD	Long
Ryan Davis.....21	213	10.1	0	48
Christian Tutt.....5	65	13.0	0	32
Jordyn Peters.....2	39	19.5	0	0
Griffin King.....1	0	0.0	0	0
K.J. Britt.....1	11	11.0	0	11
Smoke Monday.....1	2	2.0	0	0
Devan Barrett.....0	10	0.0	1	10
Total.....31	340	11.0	1	48
Opponents.....10	37	3.7	0	13

INTERCEPTIONS.....No.	Yds	Avg	TD	Long
Jamel Dean.....2	0	0.0	0	0
Jeremiah Dinson.....2	3	1.5	0	12
Daniel Thomas.....2	29	14.5	1	29
Smoke Monday.....1	0	0.0	0	0
Christian Tutt.....1	23	23.0	0	23
N. Igbinoghene.....1	0	0.0	0	0
Da. Williams.....1	26	26.0	1	26
Javaris Davis.....1	57	57.0	0	57
Jamien Sherwood.....1	0	0.0	0	0
Total.....12	138	11.5	2	57
Opponents.....5	44	8.8	0	20

2018 Statistics

KICK RETURNS..... No.	Yds	Avg	TD	Long	
N. Igbinoehene.....	10	29.3	1	96	
J. Whitlow.....	3	80	0	36	
Spencer Nigh.....	3	29	0	14	
Shaun Shivers.....	1	7	0	7	
Chandler Cox.....	1	18	0	18	
Asa Martin.....	1	18	0	18	
Darius Slayton.....	1	-11	-11.0	0	0
Total.....	20	434	21.7	1	96
Opponents.....	11	215	19.5	0	41

FUMBLE RETURNS..... No.	Yds	Avg	TD	Long	
Daniel Thomas.....	1	40	40.0	0	40
Matthew Hill.....	1	3	3.0	0	3
Total.....	2	43	21.5	0	40
Opponents.....	2	13	6.5	1	8

----- PATS -----

SCORING..... TD	FGs	Kick	Rush	Rcv	Pass	DXP	Saf	Points	
Anders Carlson.....	0	15-25	35-35	0-0	0	0-0	0	0	80
A. Schwartz.....	6	0-0	0-0	0-0	0	0-0	0	0	36
J. Whitlow.....	5	0-0	0-0	0-0	0	0-0	0	0	30
Seth Williams.....	5	0-0	0-0	0-0	0	0-0	0	0	30
Malik Miller.....	4	0-0	0-0	0-0	0	0-0	0	0	24
Chandler Cox.....	3	0-0	0-0	0-0	0	0-1	0	0	18
Shaun Shivers.....	3	0-0	0-0	0-0	0	0-0	0	0	18
Jarrett Stidham.....	3	0-0	0-0	0-0	0	0-0	0	0	18
Sal Cannella.....	3	0-0	0-0	0-0	0	0-0	0	0	18
Darius Slayton.....	2	0-0	0-0	0-0	0	0-0	0	0	12
John Shenker.....	1	0-0	0-0	0-0	0	0-0	0	0	6
Malik Willis.....	1	0-0	0-0	0-1	0	0-0	0	0	6
N. Igbinoehene.....	1	0-0	0-0	0-0	0	0-0	0	0	6
Kam Martin.....	1	0-0	0-0	0-0	0	0-0	0	0	6
Devan Barrett.....	1	0-0	0-0	0-0	0	0-0	0	0	6
Harold Joiner.....	1	0-0	0-0	0-0	0	0-0	0	0	6
Da. Williams.....	1	0-0	0-0	0-0	0	0-0	0	0	6
Daniel Thomas.....	1	0-0	0-0	0-0	0	0-0	0	0	6
Ian Shannon.....	0	0-1	5-5	0-0	0	0-0	0	0	5
Jordyn Peters.....	0	0-0	0-0	0-0	0	0-0	0	1	2
Total.....	42	15-26	40-40	0-1	0	0-1	0	1	339
Opponents.....	24	22-30	23-23	0-0	0	0-1	0	1	235

TOTAL OFFENSE..... G	Plays	Rush	Pass	Total	Avg/G	
Jarrett Stidham.....	12	419	-5	2421	201.3	
J. Whitlow.....	12	144	777	786	65.5	
Kam Martin.....	10	92	400	400	40.0	
Shaun Shivers.....	12	59	338	338	28.2	
A. Schwartz.....	12	23	199	199	16.6	
Malik Miller.....	9	17	64	64	7.1	
Cord Sandberg.....	1	4	35	57	57.0	
Asa Martin.....	6	13	57	57	9.5	
Malik Willis.....	7	15	36	55	7.9	
Ryan Davis.....	12	5	12	55	4.6	
C.J. Tolbert.....	2	9	42	42	21.0	
Matthew Hill.....	3	1	22	22	7.3	
Harold Joiner.....	2	3	9	9	4.5	
J. Owens Moss.....	2	1	5	5	2.5	
Chandler Cox.....	12	3	3	3	0.2	
Devin Adams.....	2	1	1	1	0.5	
Team.....	7	10	-26	-26	-3.7	
Total.....	12	819	1969	2514	4483	373.6
Opponents.....	12	832	1730	2669	4399	366.6

FIELD GOALSFGM-FGA	Pct	01-19	20-29	30-39	40-49	50-99	Lg	Blk	
Anders Carlson.....	15-25	60.0	1-1	7-7	2-3	3-5	2-9	53	1
Ian Shannon.....	0-1	0.0	0-0	0-0	0-1	0-0	0-0	0	0

FG SEQUENCE	Auburn	Opponents
Washington.....	(32),33,(28),(53),54	(31),(28),40,(30)
Alabama State.....	-	43
LSU.....	52	53,(33),(27),(42)
Arkansas.....	54,(18),50,(43)	40,(29)
Southern Miss.....	53,(23)	(44),(51)
Mississippi State.....	(47),50,(38),(24)	(25),(47),(32),31
Tennessee.....	(20),54	(42),48,(45),(20)
Ole Miss.....	47,(28),45	40,(36),(37),(35)
Texas A&M.....	-	(35),36
Georgia.....	(27)	(25),(20)
Liberty.....	(53),(20),(49),35	-
Alabama.....	-	(30)

Numbers in (parentheses) indicate field goal was made.

PUNTING No.	Yds	Avg	Long	TB	FC	I20	50+	Blkd	
Arryn Siposs.....	55	2427	44.1	60	4	23	17	10	0
Aidan Marshall.....	1	30	30.0	30	0	0	0	0	0
Total.....	56	2457	43.9	60	4	23	17	10	0
Opponents.....	67	2630	39.3	69	3	16	21	11	4

KICKOFFS No.	Yds	Avg	TB	OB	Retn	Net	YdLn	
Anders Carlson.....	60	3818	63.6	47	1			
Ian Shannon.....	9	571	63.4	5	1			
Total.....	69	4389	63.6	52	2	215	41.7	23
Opponents.....	55	3130	56.9	23	1	434	38.6	26

ALL PURPOSE..... G	Rush	Rec	PR	KOR	IR	Tot	Avg/G	
J. Whitlow.....	12	777	107	0	80	0	964	80.3
Ryan Davis.....	12	12	523	213	0	0	748	62.3
A. Schwartz.....	12	199	307	0	0	0	506	42.2
Darius Slayton.....	11	0	510	0	-11	0	499	45.4
Seth Williams.....	12	0	479	0	0	0	479	39.9
Kam Martin.....	10	400	64	0	0	0	464	46.4
Shaun Shivers.....	12	338	-8	0	7	0	337	28.1
N. Igbinoehene.....	12	0	0	0	293	0	293	24.4
Malik Miller.....	9	64	144	0	0	0	208	23.1
Chandler Cox.....	12	3	93	0	18	0	114	9.5
Asa Martin.....	6	57	36	0	18	0	111	18.5
Sal Cannella.....	12	0	95	0	0	0	95	7.9
Christian Tutt.....	10	0	0	65	0	23	88	8.8
Javaris Davis.....	11	0	0	0	0	57	57	5.2
C.J. Tolbert.....	2	42	0	0	0	0	42	21.0
John Shenker.....	11	0	40	0	0	0	40	3.6
Jordyn Peters.....	12	0	0	39	0	0	39	3.2
N. Craig-Myers.....	3	0	39	0	0	0	39	13.0
Malik Willis.....	7	36	0	0	0	0	36	5.1
Cord Sandberg.....	1	35	0	0	0	0	35	35.0
Spencer Nigh.....	12	0	0	0	29	0	29	2.4
Daniel Thomas.....	12	0	0	0	0	29	29	2.4
Da. Williams.....	12	0	0	0	0	26	26	2.2
Matthew Hill.....	3	22	0	0	0	0	22	7.3
Cedric Chambers.....	2	0	22	0	0	0	22	11.0
Eli Stove.....	2	0	17	0	0	0	17	8.5
S. Jackson.....	11	0	15	0	0	0	15	1.4
Jalen Harris.....	3	0	12	0	0	0	12	4.0
K.J. Britt.....	12	0	0	11	0	0	11	0.9
Devan Barrett.....	4	0	0	10	0	0	10	2.5
Tucker Brown.....	12	0	9	0	0	0	9	0.8
Harold Joiner.....	2	9	0	0	0	0	9	4.5
Griffin King.....	3	0	7	0	0	0	7	2.3
J. Owens Moss.....	2	5	0	0	0	0	5	2.5
Anders Carlson.....	12	0	3	0	0	0	3	0.2
Jeremiah Dinson.....	12	0	0	0	0	3	3	0.2
Smoke Monday.....	12	0	0	2	0	0	2	0.2
Devin Adams.....	2	1	0	0	0	0	1	0.5
Jarrett Stidham.....	12	-5	0	0	0	0	-5	-0.4
Team.....	7	-26	0	0	0	0	-26	-3.7
Total.....	12	1969	2514	340	434	138	5395	449.6
Opponents.....	12	1730	2669	37	215	44	4695	391.2

2018 Statistics

DEFENSIVE LEADERS.....	GP-S	-----Tackles-----			TFL/Yds	-Sacks-	-----Pass Def-----			---Fumbles---		Blkd Kick	Saf
		Solo	Ast	Total			Int-Yds	BrUp	QBH	Rcv-Yds	FF		
57 Deshaun Davis.....	12	51	56	107	14.0-35	2.5-12	--	2	4	--	--	--	--
24 Daniel Thomas.....	12	47	25	72	1.0-4	--	2-29	3	3	1-40	2	--	--
49 Da. Williams.....	12	34	37	71	7.0-20	1.0-8	1-26	2	2	1-0	--	--	--
20 Jeremiah Dinson.....	12	29	32	61	3.5-8	1.0-2	2-3	3	1	--	1	--	--
5 Derrick Brown.....	12	21	24	45	9.5-38	3.5-29	--	2	5	1-0	1	--	--
4 N. Iginoghene.....	12	34	11	45	1.5-1	--	1-0	11	--	--	1	--	--
3 Marlon Davidson.....	12	19	25	44	4.5-19	3.5-18	--	3	10	1-0	--	3	--
13 Javaris Davis.....	11	32	5	37	2.0-2	--	1-57	8	--	--	--	--	--
48 M. Atkinson.....	12	12	25	37	1.0-4	0.5-2	--	--	2	--	--	--	--
95 D. Russell.....	12	11	23	34	6.0-16	1.5-6	--	--	2	--	--	--	--
91 Nick Coe.....	11	15	12	27	13.5-61	7.0-43	--	--	3	--	2	--	--
12 Jamel Dean.....	11	18	8	26	2.0-7	1.0-3	2-0	8	--	1-0	--	--	--
15 Jordyn Peters.....	12	12	12	24	3.5-11	1.0-8	--	1	1	1-0	--	3	1
9S Jamien Sherwood.....	12	11	10	21	1.5-15	1.5-15	1-0	3	1	--	--	--	--
33 K.J. Britt.....	12	13	8	21	2.0-2	--	--	1	--	--	--	--	--
6 Christian Tutt.....	10	12	8	20	1.0-6	1.0-6	1-23	--	1	--	--	--	--
1 Big Kat Bryant.....	12	10	7	17	3.5-18	3.5-18	--	2	3	--	1	--	--
79 Andrew Williams.....	12	4	12	16	3.0-17	1.0-16	--	--	1	--	--	--	--
21 Smoke Monday.....	12	7	7	14	2.0-16	2.0-16	1-0	--	--	--	--	1	--
55 T.D. Moultry.....	12	5	6	11	2.5-5	1.5-4	--	--	1	--	1	--	--
31 Chandler Wooten.....	8	2	8	10	--	--	--	--	--	--	--	--	--
94 T. Truesdell.....	11	5	4	9	0.5-1	--	--	--	--	--	--	--	--
44 Daquan Newkirk.....	7	2	5	7	--	--	--	--	--	--	--	--	--
8 Coynis Miller.....	8	2	3	5	1.0-2	--	--	--	--	--	--	--	--
17 Roger McCreary.....	6	2	3	5	--	--	--	1	--	--	--	--	--
35 Zakoby McClain.....	12	3	1	4	--	--	--	1	--	--	--	--	--
92 Alec Jackson.....	10	1	3	4	1.0-3	--	--	--	--	--	--	--	--
37 Richard Jibunor.....	9	3	--	3	2.0-26	2.0-26	--	--	--	--	1	--	--
10 Devan Barrett.....	4	3	--	3	--	--	--	--	--	--	--	--	--
5 A. Schwartz.....	12	2	1	3	--	--	--	--	--	--	--	--	--
97 Gary Walker.....	5	--	2	2	--	--	--	--	--	1-0	--	--	--
30 Michael Harris.....	2	1	1	2	--	--	--	--	--	--	--	--	--
45 Caleb Johnson.....	2	1	1	2	--	--	--	--	--	--	--	--	--
46 Devin Guice.....	2	2	--	2	--	--	--	--	--	--	--	--	--
36 Josh Marsh.....	1	1	--	1	--	--	--	--	--	--	1	--	--
27 Chandler Cox.....	12	1	--	1	--	--	--	--	--	--	--	--	--
62 J. Johnson.....	2	--	1	1	--	--	--	--	--	--	--	--	--
64 Mike Horton.....	12	1	--	1	--	--	--	--	--	--	--	--	--
23 Ryan Davis.....	12	1	--	1	--	--	--	--	--	--	--	--	--
19 Matthew Hill.....	3	--	--	--	--	--	--	--	--	1-3	--	--	--
Total.....	12	430	386	816	89-337	35-232	12-138	51	40	8-43	11	7	1
Opponents.....	12	451	392	843	60.0-284	23-168	5-44	39	36	8-13	15	1	1

Special Teams Tackles

SPECIAL TEAMS.....	---Tackles---		
	Total	KO	Punt
Jordyn Peters.....	3	3	0
Smoke Monday.....	2	2	0
TD Moultry.....	2	2	0
Anthony Schwartz.....	2	2	0
Montavious Atkinson.....	2	1	1
Deshaun Davis.....	1	1	0
Jamien Sherwood.....	1	1	0
K.J. Britt.....	1	0	1
Javaris Davis.....	1	0	1
Jamel Dean.....	1	0	1
Roger McCreary.....	1	0	1
Daniel Thomas.....	1	0	1
Darrell Williams.....	1	0	1
Totals.....	19	12	7

2018 Scoring Drives

Plays	Yards	TOP	Qtr	Scoring Play
WASHINGTON				
6	36	2:12	1	Sal Cannella 10 yd pass from Stidham (Willis rush failed)
11	49	4:03	1	Anders Carlson 32 yd FG
12	63	4:08	2	Anders Carlson 28 yd FG
10	38	4:25	2	Anders Carlson 53 yd FG
10	76	3:34	4	JaTarvious Whitlow 10 yd run (Cox pass failed)
Total	49	262	18:22	(5 scoring drives)
Avg.	9.8	52.4	3:40	(Season: 5 scoring drives, 49 plays, 262 yards)

Plays	Yards	TOP	Qtr	Scoring Play
ALABAMA STATE				
10	74	3:28	1	Jarrett Stidham 6 yd run (Carlson kick)
5	81	2:23	1	Anthony Schwartz 57 yd pass from Stidham (Carlson kick)
6	89	1:42	2	Kam Martin 4 yd run (Carlson kick)
1	23	0:10	2	Anthony Schwartz 23 yd run (Carlson kick)
10	48	3:59	3	Harold Joiner 2 yd run (Shannon kick)
4	54	2:27	4	Shaun Shivers 2 yd run (Shannon kick)
4	64	2:30	4	Malik Miller 14 yd run (Shannon kick)
Total	40	433	16:39	(7 scoring drives)
Avg.	5.7	61.9	2:23	(Season: 12 scoring drives, 89 plays, 695 yards)

Plays	Yards	TOP	Qtr	Scoring Play
LSU				
10	75	3:31	2	JaTarvious Whitlow 7 yd run (Carlson kick)
9	66	2:38	2	Shaun Shivers 7 yd run (Carlson kick)
7	55	2:08	3	Darius Slayton 4 yd pass from Stidham (Carlson kick)
Total	26	196	8:17	(3 scoring drives)
Avg.	8.7	65.3	2:46	(Season: 15 scoring drives, 115 plays, 891 yards)

Plays	Yards	TOP	Qtr	Scoring Play
ARKANSAS				
7	27	2:21	1	JaTarvious Whitlow 5 yd run (Carlson kick)
4	1	1:25	1	Anders Carlson 18 yd FG
4	9	2:19	2	Jarrett Stidham 4 yd run (Carlson kick)
8	72	3:51	4	JaTarvious Whitlow 15 yd run (Carlson kick)
4	-10	2:36	4	Anders Carlson 43 yd FG
Total	27	99	12:32	(5 scoring drives)
Avg.	5.4	19.8	2:30	(Season: 20 scoring drives, 142 plays, 990 yards)

Plays	Yards	TOP	Qtr	Scoring Play
SOUTHERN MISS				
2	47	0:39	1	Seth Williams 46 yd pass from Stidham (Carlson kick)
13	73	6:07	2	Anthony Schwartz 6 yd run (Carlson kick)
4	71	1:41	3	Chandler Cox 2 yd pass from Stidham (Carlson kick)
6	19	2:44	4	Anders Carlson 23 yd FG
Total	25	210	11:11	(4 scoring drives)
Avg.	6.3	52.5	3:00	(Season: 24 scoring drives, 167 plays, 1,200 yards)

Plays	Yards	TOP	Qtr	Scoring Play
MISSISSIPPI STATE				
4	9	1:13	1	Anders Carlson 47 yd FG
6	55	1:10	3	Anders Carlson 38 yd FG
10	52	2:22	4	Anders Carlson 38 yd FG
Total	20	116	4:45	(3 scoring drives)
Avg.	6.7	38.7	1:35	(Season: 27 scoring drives, 187 plays, 1,316 yards)

Plays	Yards	TOP	Qtr	Scoring Play
TENNESSEE				
14	75	5:16	1	Chandler Cox 1 yd run (Carlson kick)
10	73	3:04	1	Anders Carlson 20 yd FG
2	79	0:43	2	Anthony Schwartz 76 yd pass from Stidham (Carlson kick)
13	88	1:56	4	Seth Williams 14 yd pass from Stidham (Carlson kick)
Total	39	315	10:59	(4 scoring drives)
Avg.	9.8	78.8	2:45	(Season: 31 scoring drives, 226 plays, 1,631 yards)

Plays	Yards	TOP	Qtr	Scoring Play
OLE MISS				
11	77	3:44	1	JaTarvious Whitlow 3 yd pass from Stidham (Carlson kick)
15	75	4:54	2	Anders Carlson 28 yd FG
7	68	2:53	3	Malik Miller 1 yd run (Carlson kick)
4	75	1:37	3	Anthony Schwartz 0 yd fumble recovery (Carlson kick)
3	62	0:58	3	Malik Miller 2 yd run (Carlson kick)
Total	40	357	14:06	(5 scoring drives)
Avg.	8.0	71.4	2:49	(Season: 36 scoring drives, 266 plays, 1,988 yards)

Plays	Yards	TOP	Qtr	Scoring Play
TEXAS A&M				
1	20	:06	1	Sal Cannella 20 yd pass from R. Davis (Carlson kick)
9	80	3:34	2	Seth Williams 11 yd pass from Stidham (Carlson kick)
8	71	2:00	4	Chandler Cox 1 yd run (Carlson kick)
2	58	:23	4	Seth Williams 11 yd pass from Stidham (Carlson kick)
Total	20	229	6:03	(4 scoring drives)
Avg.	5.0	57.3	1:30	(Season: 40 scoring drives, 286 plays, 2,217 yards)

Plays	Yards	TOP	Qtr	Scoring Play
GEORGIA				
8	75	2:33	1	John Shenker 9 yd pass from Whitlow (Carlson kick)
11	66	3:27	2	Anders Carlson 27 yd FG
Total	19	141	6:00	(2 scoring drives)
Avg.	9.5	70.5	3:00	(Season: 42 scoring drives, 305 plays, 2,358 yards)

Plays	Yards	TOP	Qtr	Scoring Play
LIBERTY				
6	31	1:23	1	Anders Carlson 53 yd FG
--	--	--	1	Darrell Williams 26 yd INT return (Carlson kick)
--	--	--	1	Jordyn Peters safety
11	77	4:05	1	Anders Carlson 20 yd FG
10	72	3:38	2	Jarrett Stidham 1 yd run (Carlson kick)
16	55	6:38	2	Anders Carlson 49 yd FG
2	33	:16	2	Sal Cannella 22 yd pass from Stidham (Carlson kick)
4	65	1:38	3	Seth Williams 45 yd pass from Stidham (Carlson kick)
5	51	2:34	3	Shaun Shivers 25 yd run (Shannon kick)
4	43	2:24	3	Malik Willis 16 yd run (Shannon kick)
Total	58	427	22:36	(8 scoring drives)
Avg.	7.2	53.3	2:49	(Season: 50 scoring drives, 363 plays, 2,785 yards)

Plays	Yards	TOP	Qtr	Scoring Play
ALABAMA				
10	73	4:01	1	Anthony Schwartz 9 yd run (Carlson kick)
2	23	:53	2	Malik Miller 23 yd pass from Ryan Davis (Carlson kick)
3	60	1:25	3	Darius Slayton 52 yd pass from Stidham (Carlson kick)
Total	15	156	6:19	(3 scoring drives)
Avg.	5.0	52.0	2:06	(Season: 53 scoring drives, 378 plays, 2,941 yards)

Average Scoring Drive: Plays: 7.1 • Yards: 55.4 • Time: 2:36

Miscellaneous Statistics

Average Time of Possession (by Quarter)

	1	2	3	4	Total
AUBURN	80:41 (6:43)	87:06 (7:15)	76:11 (6:20)	90:27 (7:32)	334:25 (27:52)
Opponents	99:19 (8:16)	92:54 (7:44)	103:49 (8:39)	89:33 (7:27)	385:35 (32:07)

Third Down Conversions (by Quarter)

	1	2	3	4	OT	Total
AUBURN	15-41	16-42	11-37	17-45	--	59-165
Pct.	35.8%	36.6%	38.1%	29.7%	--	35.8%
Opponents	22-49	13-48	17-46	10-39	--	62-182
Pct.	44.9%	27.1%	37.0%	25.6%	--	34.1%

Third Down Conversions (by Yardage)

	Yards to go	1-3	4-6	7-9	10+	Total
AUBURN		32-55	9-30	11-41	7-39	59-165
Pct.		58.1%	30.0%	26.8%	17.9%	35.8%
Opponents		22-37	18-48	8-40	15-58	62-182
Pct.		59.4%	37.5%	20.0%	25.8%	34.1%

Red Zone

AU Scores/Times in Red Zone: 39/47 (82.9%)
 AU TDs/Times in Red Zone: 28/47 (59.5%)
 Scores (39): 28 TD, 11 FG
 Non-Scores (8): 5 Downs, 2 FGA, 1 Fumble
 Opp. Scores/Times in Red Zone: 28/34 (82.3%)
 Opp. TDs/Times in Red Zone: 11/34 (32.3%)
 Scores (28): 11 TD, 17 FG
 Non-Scores (6): 4 FGA, 1 Downs, 1 Fumble

Turnovers

Takeaways — 19, Giveaways — 13 Difference — (+6)
 Points Off TOs — AU 61, Opp. 42
 Points Off TOs/Game — AU 5.0, Opp. 3.5

Kickoffs

Kickoffs — 69 for 4,389 yards (63.6 avg.)
 Carlson — 60 KO, 47 TB, 1 OB, 1 FC, 11 Ret
 On-side kicks — 0-for-1
 Opp. Returns — 11 for 215 yards (19.5 avg.)

Game-By-Game Team Stats

Game	Score	First Downs		Rushing No-Yds-TD	Passing			Total Off. Pl-Yds	Punts No-Avg	Fum. F-L	Penalties No-Yds	3rd Downs	Time of Poss
		Tot	Ru-Pa-Pe		C-A-I	Yds	TD						
Auburn (#9)	21	27	8-17-2	45-174-1	26-36-0	273	1	81-420	3-39.0	1-0	12-111	9-of-18	31:00
vs. Washington (#6)	16	24	8-12-4	33-102-0	18-32-1	296	1	65-398	3-40.7	1-1	10-95	5-of-14	29:00
Auburn (#7)	63	28	22-4-2	59-429-6	8-14-0	138	1	73-567	2-38.0	5-4	4-30	2-of-10	29:24
vs. Alabama State	9	10	4-5-1	35-47-0	13-29-3	158	1	64-205	11-39.8	1-1	10-77	2-of-15	30:36
Auburn (#7)	21	19	5-10-4	38-130-2	16-28-2	198	1	66-328	5-47.0	0-0	9-111	4-of-12	24:56
vs. LSU (#12)	22	21	4-11-6	42-121-1	15-35-0	249	1	77-370	6-49.2	0-0	9-91	8-of-20	35:04
Auburn (#9)	34	13	6-6-1	36-91-3	15-22-0	134	0	58-225	5-47.2	0-0	7-40	4-of-13	27:31
vs. Arkansas	3	13	6-5-2	38-149-0	13-32-1	141	0	70-290	9-33.8	2-1	8-57	3-of-17	32:29
Auburn (#10)	24	17	7-8-2	36-96-1	19-33-0	245	2	69-341	8-44.1	2-1	9-78	5-of-16	30:39
vs. Southern Miss	13	15	2-11-2	21-45-0	30-44-2	215	1	65-260	7-40.9	2-1	7-46	2-of-13	29:21
Auburn (#8)	9	15	5-9-1	21-90-0	19-38-0	214	0	59-304	3-47.0	4-2	2-10	3-of-14	18:07
at Mississippi State	23	22	18-3-1	57-349-2	9-17-1	69	0	74-418	3-40.0	1-0	1-15	7-of-17	41:53
Auburn (#21)	24	22	8-13-1	34-126-1	28-46-2	322	2	80-448	3-44.3	3-1	5-38	9-of-16	25:59
vs. Tennessee	30	16	4-12-0	36-68-0	21-32-0	328	2	68-396	4-42.8	0-0	5-40	10-of-19	34:01
Auburn	31	20	15-5-0	46-269-3	13-22-0	215	1	68-484	3-44.7	3-0	8-80	6-of-14	29:49
at Ole Miss	16	27	11-14-2	39-123-0	27-47-0	324	1	86-447	4-37.8	1-0	6-35	6-of-17	30:11
Auburn	28	13	2-11-0	21-19-1	19-30-0	259	3	51-278	8-48.2	2-0	6-39	3-of-11	21:25
vs. Texas A&M (#25)	24	28	13-11-4	47-201-2	16-32-1	220	1	79-421	5-44.2	4-1	7-31	4-of-14	38:35
Auburn	10	19	6-10-3	20-102-0	25-37-0	172	1	57-274	6-40.3	2-0	6-52	3-of-11	21:45
at Georgia (#5)	27	24	13-8-3	46-303-1	15-23-1	213	2	69-516	2-38.0	2-0	12-85	8-of-14	38:15
Auburn	53	29	21-8-0	61-340-3	14-21-0	191	2	82-531	3-40.7	3-0	3-25	2-of-12	39:13
vs. Liberty	0	7	1-6-0	28-55-0	9-28-2	79	0	56-134	8-35.2	3-2	1-5	3-of-12	20:47
Auburn	21	19	10-5-4	43-130-1	15-32-1	153	2	75-283	7-40.3	1-0	9-88	9-of-18	34:37
at Alabama (#1)	52	23	6-14-3	26-123-1	26-33-0	377	6	59-500	5-32.8	0-0	8-82	5-of-11	25:23

Starting Lineups

OFFENSE	QB	RB	HB/WR	WR/TE	WR	WR	LT	LG	C	RG	RT
vs. Washington (#6)	Stidham	K. Martin	Cox	R. Davis	Slayton	Craig-Myers	Wanogho	Harrell	Kim	Horton	Driscoll
ALABAMA STATE	Stidham	K. Martin	Cox	R. Davis	Williams	Craig-Myers	Wanogho	Harrell	Kim	Horton	Driscoll
LSU (#12)	Stidham	Shivers	Cox	T. Brown (TE)	Stove	Craig-Myers	Wanogho	Harrell	Kim	Horton	Driscoll
ARKANSAS	Stidham	K. Martin	Cox	Schwartz	Slayton	Jackson	Wanogho	Harrell	Brahms	Horton	Driscoll
SOUTHERN MISS	Stidham	Whitlow	Cox	R. Davis	Slayton	S. Williams	Wanogho	Harrell	Brahms	Horton	Driscoll
at Mississippi State	Stidham	K. Martin	Cox	R. Davis	Slayton	S. Williams	Wanogho	Harrell	Brahms	Horton	Ashley
TENNESSEE	Stidham	Whitlow	Cox	Schwartz	Slayton	S. Williams	Wanogho	Harrell	Brahms	Horton	Driscoll
at Ole Miss	Stidham	Whitlow	Schwartz (WR)	R. Davis	Slayton	S. Williams	Wanogho	Harrell	Brahms	Horton	Driscoll
TEXAS A&M (#25)	Stidham	M. Miller	Cox	Schwartz	Slayton	S. Williams	Wanogho	Harrell	Kiim	Horton	Driscoll
at Georgia (#5)	Stidham	Whitlow	Cox	R. Davis	Slayton	T. Brown (TE)	Wanogho	Harrell	Kim	Horton	Driscoll
LIBERTY	Stidham	K. Martin	Cox	R. Davis	Slayton	S. Williams	Wanogho	Harrell	Kim	Horton	Driscoll
at Alabama (#1)	Stidham	Whitlow	Cox	R. Davis	Slayton	S. Williams	Wanogho	Harrell	Kim	Horton	Driscoll

DEFENSE	BUCK	DT	DT	DE	MLB	SLB	WLB/Nickel/CB	CB	CB	SAF	SAF
vs. Washington (#6)	Coe	D. Brown	Russell	Davidson	D. Davis	D. Williams	Atkinson (W)	J. Davis	Igbinoghene	Thomas	Dinson
ALABAMA STATE	Coe	D. Brown	Russell	Davidson	D. Davis	D. Williams	J. Davis (N)	Dean	Igbinoghene	Thomas	Dinson
LSU (#12)	Coe	D. Brown	Russell	Davidson	D. Davis	D. Williams	J. Davis (N)	Dean	Igbinoghene	Thomas	Dinson
ARKANSAS	Coe	D. Brown	Russell	Davidson	D. Davis	D. Williams	Peters (N)	Dean	J. Davis	Thomas	Dinson
SOUTHERN MISS	Bryant	D. Brown	Russell	Davidson	D. Davis	D. Williams	Peters (N)	Dean	J. Davis	Thomas	Dinson
at Mississippi State	Coe	D. Brown	Russell	Davidson	D. Davis	D. Williams	Peters (N)	Dean	J. Davis	Thomas	Dinson
TENNESSEE	Coe	D. Brown	Russell	Davidson	D. Davis	D. Williams	Wooten (W)	Dean	J. Davis	Thomas	Dinson
at Ole Miss	Coe	D. Brown	Russell	Davidson	D. Davis	Atkinson	J. Davis (N)	Tutt	Igbinoghene	Thomas	Monday
TEXAS A&M (#25)	Coe	D. Brown	Russell	Davidson	D. Davis	D. Williams	Wooten (W)	Dean	Igbinoghene	Thomas	Dinson
at Georgia (#5)	Coe	D. Brown	Russell	Davidson	D. Davis	Atkinson	Tutt (N)	Dean	Igbinoghene	Thomas	Dinson
LIBERTY	Bryant	D. Brown	Russell	Davidson	D. Davis	D. Williams	J. Davis (N)	Dean	Igbinoghene	Thomas	Dinson
at Alabama (#1)	Coe	D. Brown	Russell	Davidson	D. Davis	D. Williams	J. Davis (N)	Dean	Igbinoghene	Thomas	Dinson

2018 Game-By-Game Individual Stats

C-A-Yds-Int, TD	Passing		Field Goals		Punting	
	#8 Stidham	#14 Willis	Made, (Missed)	#26 Carlson	No.-Avg, In 20	#90 Siposs
vs. Washington (#6)	26-36-273-0, 1	0-0-0-0, 0	vs. Washington (#6)	(32),33,(28),(53),54	vs. Washington (#6)	2-43.5, 0
ALABAMA STATE	6-11-113-0, 1	1-2-3-0, 0	ALABAMA STATE	---	ALABAMA STATE	2-38.0, 1
LSU (#12)	16-28-198-2, 1	---	LSU (#12)	52	LSU (#12)	5-47.0, 1
ARKANSAS	15-22-134-0, 0	---	ARKANSAS	54,(18),50,(43)	ARKANSAS	5-47.2, 2
SOUTHERN MISS	19-33-245-0, 2	---	SOUTHERN MISS	53,(23)	SOUTHERN MISS	8-44.1, 2
at Mississippi State	19-38-214-0, 0	0-0-0-0, 0	at Mississippi State	(47),50,(38),(24)	at Mississippi State	3-47.0, 1
TENNESSEE	28-45-322-2, 2	---	TENNESSEE	(20),54	TENNESSEE	3-44.3, 1
at Ole Miss	13-22-215-0, 1	0-0-0-0, 0	at Ole Miss	47,(28),45	at Ole Miss	3-44.7, 2
TEXAS A&M (#25)	18-29-239-0, 2	---	TEXAS A&M (#25)	---	TEXAS A&M (#25)	8-48.2, 1
at Georgia (#5)	24-36-163-0, 0	---	at Georgia (#5)	(27)	at Georgia (#5)	6-40.3, 2
LIBERTY	12-18-178-0, 2	2-3-13-0, 0	LIBERTY	(53), (20), (49)	LIBERTY	3-40.7, 2
at Alabama (#1)	13-30-127-1, 1	1-1-3-0, 0	at Alabama (#1)	---	at Alabama (#1)	7-40.3, 2

Numbers in (parentheses) = made

Rushing

No.-Yds, TD	#9 K. Martin	#28 Whitlow	#8 Stidham	#25 Shivers	#27 Cox	#23 R. Davis	#5 Schwartz	#32 Miller
vs. Washington (#6)	22-83, 0	8-28, 1	11-23, 0	1-7, 0	1-1, 0	1-10, 0	0-0, 0	DNP
ALABAMA STATE	7-40, 0	14-122, 0	2-8, 1	13-117, 1	0-0, 0	0-0, 0	3-50, 1	1-14, 1
LSU (#12)	2-4, 0	22-104, 1	5-5, 0	7-25, 1	0-0, 0	0-0, 0	1-(-6), 0	DNP
ARKANSAS	8-39, 0	13-49, 2	10-(-5), 1	2-1, 0	0-0, 0	0-0, 0	2-9, 0	DNP
SOUTHERN MISS	24-90, 0	4-23, 0	4-(-26), 0	2-1, 0	0-0, 0	0-0, 0	2-8, 1	0-0, 0
at Mississippi State	4-(-2), 0	8-88, 0	5-(-22), 0	1-8, 0	0-0, 0	0-0, 0	1-17, 0	0-0, 0
TENNESSEE	2-3, 0	12-42, 0	7-(-7), 0	1-8, 0	1-1, 1	1-5, 0	3-44, 0	6-32, 0
at Ole Miss	4-18, 0	19-170, 0	6-9, 0	10-45, 0	0-0, 0	0-0, 0	1-16, 1	6-11, 2
TEXAS A&M (#25)	0-0, 0	8-16, 0	5-(-15), 0	2-11, 0	1-1, 1	0-0, 0	3-4, 0	2-2, 0
at Georgia (#5)	DNP	9-26, 0	6-36, 0	4-43, 0	0-0, 0	0-0, 0	0-0, 0	0-0, 0
LIBERTY	17-116, 0	7-48, 0	4-(-3), 1	6-45, 1	0-0, 0	0-0, 0	4-37, 0	2-5, 0
at Alabama (#1)	2-12, 0	19-61, 0	6-(-8), 0	10-27, 0	0-0, 0	0-0, 0	3-20, 1	0-0, 0

Receiving

No.-Yds, TD	#23 R. Davis	#81 Slayton	#5 Schwartz	#80 Cannella	#27 Cox	#9 K. Martin	#18 S. Williams	#28 Whitlow
vs. Washington (#6)	7-52, 0	3-41, 0	0-0, 0	1-10, 1	4-52, 0	5-32, 0	2-37, 0	1-5, 0
ALABAMA STATE	3-34, 0	DNP	3-67, 1	0-0, 0	0-0, 0	1-15, 0	0-0, 0	0-0, 0
LSU (#12)	3-23, 0	3-33, 1	2-37, 0	0-0, 0	3-20, 0	0-0, 0	2-35, 0	0-0, 0
ARKANSAS	6-40, 0	2-23, 0	3-59, 0	1-2, 0	0-0, 0	2-0, 0	1-10, 0	0-0, 0
SOUTHERN MISS	2-12, 0	5-91, 0	0-0, 0	3-16, 0	1-2, 1	1-17, 0	2-60, 1	2-20, 0
at Mississippi State	8-91, 0	4-58, 0	0-0, 0	2-16, 0	1-10, 0	0-0, 0	0-0, 0	1-3, 0
TENNESSEE	7-57, 0	2-24, 0	2-83, 1	2-9, 0	1-6, 0	1-0, 0	5-85, 1	1-3, 0
at Ole Miss	2-12, 0	2-62, 0	2-16, 0	0-0, 0	0-0, 0	0-0, 0	2-83, 0	4-38, 1
TEXAS A&M (#25)	5-75, 0	8-107, 0	1-4, 0	1-20, 1	0-0, 0	DNP	2-22, 2	1-15, 0
at Georgia (#5)	13-72, 0	1-8, 0	2-27, 0	0-0, 0	0-0, 0	DNP	3-38, 0	2-(-4), 0
LIBERTY	4-40, 0	0-0, 0	0-0, 0	1-22, 1	1-3, 0	0-0, 0	5-109, 1	0-0, 0
at Alabama (#1)	4-15, 0	2-63, 1	3-10, 0	0-0, 0	0-0, 0	0-0, 0	0-0, 0	2-27, 0

No.-Yds, TD	#47 Shenker	#12 Stove	#20 A. Martin	#32 Miller
vs. Washington (#6)	1-5, 0	DNP	DNP	DNP
ALABAMA STATE	0-0, 0	DNP	0-0, 0	0-0, 0
LSU (#12)	DNP	1-5, 0	1-33, 0	DNP
ARKANSAS	0-0, 0	DNP	0-0, 0	DNP
SOUTHERN MISS	0-0, 0	DNP	1-3, 0	1-30, 0
at Mississippi State	1-26, 0	DNP	0-0, 0	1-1, 0
TENNESSEE	0-0, 0	DNP	DNP	6-57, 0
at Ole Miss	0-0, 0	DNP	DNP	1-4, 0
TEXAS A&M (#25)	0-0, 0	DNP	DNP	1-16, 0
at Georgia (#25)	1-9, 1	DNP	DNP	2-13, 0
LIBERTY	0-0, 0	DNP	0-0, 0	0-0, 0
at Alabama (#1)	0-0, 0	2-12, 0	DNP	0-0, 0

2018 Game-By-Game Individual Stats

Defensive Linemen

Solo+Ast=Total	#1 Bryant	#3 Davidson	#5 D. Brown	#55 Moultry	#79 A. Williams	#91 Coe	#95 D. Russell	#94 Truesdell
vs. Washington (#6)	2+0=2	0+1=1	3+0=3	0+0=0	0+0=0	2+0=2	2+1=3	0+0=0
ALABAMA STATE	2+0=2	1+0=1	2+1=3	0+2=2	0+1=1	0+0=0	1+1=2	1+2=2
LSU (#12)	1+0=1	4+2=6	5+4=9	0+0=0	0+0=0	2+1=3	1+1=2	1+0=1
ARKANSAS	1+1=2	2+3=5	2+1=3	0+0=0	1+3=4	1+3=4	1+1=2	1+0=1
SOUTHERN MISS	0+1=1	2+2=4	2+1=3	0+1=1	0+1=1	1+1=2	0+2=2	0+0=0
at Mississippi State	0+1=1	1+9=10	0+3=3	1+0=1	0+4=4	0+4=4	0+5=5	0+0=0
TENNESSEE	1+2=3	3+2=5	3+1=4	0+1=1	0+2=2	2+0=2	1+4=5	0+0=0
at Ole Miss	1+0=1	1+2=3	0+3=3	0+0=0	0+0=0	4+1=5	1+1=2	0+1=1
TEXAS A&M (#25)	0+0=0	1+0=1	3+1=4	2+1=3	0+1=1	3+0=3	1+2=3	0+1=1
at Georgia (#5)	1+0=1	1+3=4	1+1=2	1+0=1	2+0=2	0+2=2	1+2=3	0+0=0
LIBERTY	1+1=2	3+0=3	0+4=4	1+1=2	1+0=1	DNP	1+1=2	1+0=1
at Alabama (#1)	0+1=1	0+1=1	0+4=4	0+0=0	0+0=0	0+0=0	1+2=3	1+0=1

Linebackers

Solo+Ast=Total	#48 Atkinson	#49 D. Williams	#57 D. Davis	#33 Britt	#31 Wooten	#35 McClain
vs. Washington (#6)	1+0=1	5+3=8	4+3=7	0+0=0	DNP	0+0=0
ALABAMA STATE	0+1=1	1+0=1	4+4=8	3+2=5	1+2=3	0+1=1
LSU (#12)	2+1=3	3+2=5	6+7=13	1+1=1.5	0+0=0	0+0=0
ARKANSAS	2+1=3	3+3=6	2+3=5	0+0=0	0+0=0	0+0=0
SOUTHERN MISS	0+2=2	4+5=9	5+5=10	0+0=0	DNP	0+0=0
at Mississippi State	1+6=7	2+8=10	3+7=10	0+2=2	DNP	0+0=0
TENNESSEE	2+2=4	2+2=4	4+6=10	1+0=1	1+2=3	0+0=0
at Ole Miss	0+2=2	2+3=5	8+5=13	3+0=3	0+1=1	0+0=0
TEXAS A&M (#25)	2+3=5	3+1=4	6+3=9	1+1=2	0+1=1	0+0=0
at Georgia (#5)	2+5=7	2+5=7	4+6=10	1+1=2	DNP	0+0=0
LIBERTY	0+0=0	1+2=3	3+4=7	0+0=0	0+2=2	3+0=3
at Alabama (#1)	0+2=2	6+3=9	2+3=5	3+1=4	0+0=0	0+0=0

Defensive Backs

Solo+Ast=Total	#4 Igbinoehene	#12 Dean	#13 J. Davis	#20 Dinson	#21 Monday	#24 D. Thomas	#15 Peters	#9 Sherwood
vs. Washington (#6)	3+2=5	1+0=1	4+0=4	2+5=7	1+0=1	7+1=8	0+0=0	0+0=0
ALABAMA STATE	1+0=1	2+1=3	0+0=0	2+1=3	1+1=2	0+0=0	3+0=3	2+2=4
LSU (#12)	5+0=5	2+0=2	4+2=6	2+0=2	0+0=0	2+2=4	0+0=0	0+1=1
ARKANSAS	1+1=2	1+0=1	1+0=1	5+1=6	2+0=2	6+0=6	3+1=4	2+1=3
SOUTHERN MISS	4+1=5	2+1=3	0+0=0	2+2=4	2+2=4	1+2=3	2+3=5	2+0=2
at Mississippi State	2+3=5	0+2=2	3+1=4	6+9=15	0+1=1	2+6=8	0+3=3	0+1=1
TENNESSEE	2+1=3	1+0=1	7+1=8	2+2=4	0+1=1	4+2=6	1+0=1	0+0=0
at Ole Miss	5+0=5	DNP	5+0=5	0+1=1	1+0=1	5+5=10	2+3=5	1+2=3
TEXAS A&M (#25)	2+1=3	5+2=7	0+0=0	6+3=9	0+0=0	9+3=12	1+0=1	1+0=1
at Georgia (#5)	3+0=3	2+1=3	DNP	1+4=5	0+1=1	8+1=9	0+1=1	2+0=2
LIBERTY	1+0=1	0+0=0	3+0=3	1+3=4	0+0=0	0+0=0	0+1=1	0+1=1
at Alabama (#1)	5+2=7	2+1=3	5+1=6	0+1=1	0+1=1	3+3=6	0+0=0	1+2=3

Solo+Ast=Total	#6 Tutt
vs. Washington (#6)	0+0=0
ALABAMA STATE	2+2=3
LSU (#12)	0+0=0
ARKANSAS	0+0=0
SOUTHERN MISS	1+0=1
at Mississippi State	2+1=3
TENNESSEE	0+1=1
at Ole Miss	2+2=4
TEXAS A&M (#25)	1+0=1
at Georgia (#5)	4+2=6
LIBERTY	0+0=0
at Alabama (#1)	0+0=0

2018 Superlatives

Auburn Team Superlatives

Rushes	61	vs Liberty (Nov 17, 2018)
Yards Rushing	429	vs Alabama State (Sep 08, 2018)
Yards Per Rush	7.3	vs Alabama State (Sep 08, 2018)
TD Rushes	6	vs Alabama State (Sep 08, 2018)
Pass attempts	46	vs Tennessee (Oct 13, 2018)
Pass completions	28	vs Tennessee (Oct 13, 2018)
Yards Passing	322	vs Tennessee (Oct 13, 2018)
Yards Per Pass	9.9	vs Alabama State (Sep 08, 2018)
TD Passes	3	vs Texas A&M (Nov 3, 2018)
Total Plays	82	vs Liberty (Nov 17, 2018)
Total Offense	567	vs Alabama State (Sep 08, 2018)
Yards Per Play	7.8	vs Alabama State (Sep 08, 2018)
Points	63	vs Alabama State (Sep 08, 2018)
Sacks By	6	at Ole Miss (Oct 20, 2018)
First Downs	29	vs Liberty (Nov 17, 2018)
Penalties	12	vs Washington (Sep 1, 2018)
Penalty Yards	111	vs Washington (Sep 1, 2018)
		vs LSU (Sep 15, 2018)
Turnovers	4	vs Alabama State (Sep 08, 2018)
Interceptions By	3	vs Alabama State (Sep 08, 2018)
Punts	8	vs Southern Miss (Sep 29, 2018)
		vs Texas A&M (Nov 3, 2018)
Punting Avg	48.2	vs Texas A&M (Nov 3, 2018)
Long Punt	60	vs Arkansas (Sep 22, 2018)
Punts inside 20	2	vs Arkansas (Sep 22, 2018)
		vs Southern Miss (Sep 29, 2018)
		at Ole Miss (Oct 20, 2018)
		at Georgia (Nov 10, 2018)
		vs Liberty (Nov 17, 2018)
		at Alabama (Nov 24, 2018)
Long Punt Return	48	vs Arkansas (Sep 22, 2018)

Auburn Individual Superlatives

Rushes	24	Kam Martin vs Southern Miss (Sep 29, 2018)
Yards Rushing	170	J. Whitlow at Ole Miss (Oct 20, 2018)
TD Rushes	2	J. Whitlow vs Arkansas (Sep 22, 2018)
		Malik Miller at Ole Miss (Oct 20, 2018)
Long Rush	54	J. Whitlow at Ole Miss (Oct 20, 2018)
Pass attempts	45	Jarrett Stidham vs Tennessee (Oct 13, 2018)
Pass completions	28	Jarrett Stidham vs Tennessee (Oct 13, 2018)
Yards Passing	322	Jarrett Stidham vs Tennessee (Oct 13, 2018)
TD Passes	2	Jarrett Stidham vs Southern Miss (Sep 29, 2018)
		Jarrett Stidham vs Tennessee (Oct 13, 2018)
		Jarrett Stidham vs Texas A&M (Nov 3, 2018)
		Jarrett Stidham vs Liberty (Nov 17, 2018)
Long Pass	76	Jarrett Stidham vs Tennessee (Oct 13, 2018)
Receptions	13	Ryan Davis at Georgia (Nov 10, 2018)
Yards Receiving	109	Seth Williams vs Liberty (Nov 17, 2018)
TD Receptions	2	Seth Williams vs Texas A&M (Nov 3, 2018)
Long Reception	76	A. Schwartz vs Tennessee (Oct 13, 2018)
Field Goals	3	Anders Carlson vs Washington (Sep 1, 2018)
		Anders Carlson at Mississippi State (Oct 06, 2018)
		Anders Carlson vs Liberty (Nov 17, 2018)
Long Field Goal	53	Anders Carlson vs Washington (Sep 1, 2018)
		Anders Carlson vs Liberty (Nov 17, 2018)
Punts	8	Arryn Siposs vs Southern Miss (Sep 29, 2018)
		Arryn Siposs vs Texas A&M (Nov 3, 2018)
Punting Avg	48.2	Arryn Siposs vs Texas A&M (Nov 3, 2018)
Long Punt	60	Arryn Siposs vs Arkansas (Sep 22, 2018)
Punts inside 20	2	Arryn Siposs vs Arkansas (Sep 22, 2018)
		Arryn Siposs vs Southern Miss (Sep 29, 2018)
		Arryn Siposs at Ole Miss (Oct 20, 2018)
		Arryn Siposs at Georgia (Nov 10, 2018)
		Arryn Siposs vs Liberty (Nov 17, 2018)
		Arryn Siposs at Alabama (Nov 24, 2018)
Long Punt Return	48	Ryan Davis vs Arkansas (Sep 22, 2018)
Long Kickoff Return	96	N. Igboghene vs Arkansas (Sep 22, 2018)
Tackles	15	Jeremiah Dinson at Mississippi State (Oct 06, 2018)
Sacks	3.5	Nick Coe at Ole Miss (Oct 20, 2018)
Tackles For Loss	4.0	Deshaun Davis vs LSU (Sep 15, 2018)
Interceptions	2	Daniel Thomas vs Alabama State (Sep 08, 2018)

Opponent Team Superlatives

Rushes	57	at Mississippi State (Oct 06, 2018)
Yards Rushing	349	at Mississippi State (Oct 06, 2018)
Yards Per Rush	6.6	at Georgia (Nov 10, 2018)
TD Rushes	2	at Mississippi State (Oct 06, 2018)
		vs Texas A&M (Nov 3, 2018)
Pass attempts	47	at Ole Miss (Oct 20, 2018)
Pass completions	30	vs Southern Miss (Sep 29, 2018)
Yards Passing	377	at Alabama (Nov 24, 2018)
Yards Per Pass	11.4	at Alabama (Nov 24, 2018)
TD Passes	6	at Alabama (Nov 24, 2018)
Total Plays	86	at Ole Miss (Oct 20, 2018)
Total Offense	516	at Georgia (Nov 10, 2018)
Yards Per Play	8.5	at Alabama (Nov 24, 2018)
Points	52	at Alabama (Nov 24, 2018)
Sacks By	4	vs Arkansas (Sep 22, 2018)
First Downs	28	vs Texas A&M (Nov 3, 2018)
Penalties	12	at Georgia (Nov 10, 2018)
Penalty Yards	95	vs Washington (Sep 1, 2018)
Turnovers	4	vs Alabama State (Sep 08, 2018)
		vs Liberty (Nov 17, 2018)
Interceptions By	2	vs LSU (Sep 15, 2018)
		vs Tennessee (Oct 13, 2018)
Punts	11	vs Alabama State (Sep 08, 2018)
Punting Avg	49.2	vs LSU (Sep 15, 2018)
Long Punt	69	vs Alabama State (Sep 08, 2018)
Punts inside 20	4	vs Alabama State (Sep 08, 2018)
Long Punt Return	13	vs Arkansas (Sep 22, 2018)
		vs Texas A&M (Nov 3, 2018)

Opponent Individual Superlatives

Rushes	28	Nick Fitzgerald, at Mississippi State (Oct 06, 2018)
Yards Rushing	195	Nick Fitzgerald, at Mississippi State (Oct 06, 2018)
TD Rushes	2	Nick Fitzgerald, at Mississippi State (Oct 06, 2018)
		T. Williams, vs Texas A&M (Nov 3, 2018)
Long Rush	77	D'Andre Swift, at Georgia (Nov 10, 2018)
Pass attempts	46	Jordan Ta'amu, at Ole Miss (Oct 20, 2018)
Pass completions	30	Jack Abraham, vs Southern Miss (Sep 29, 2018)
Yards Passing	328	J. Guarantano, vs Tennessee (Oct 13, 2018)
TD Passes	5	Tua Tagovailoa, at Alabama (Nov 24, 2018)
Long Pass	71	Joe Burrow, vs LSU (Sep 15, 2018)
Receptions	10	A.J. Brown, at Ole Miss (Oct 20, 2018)
Yards Receiving	155	A.J. Brown, at Ole Miss (Oct 20, 2018)
TD Receptions	2	Henry Ruggs III, at Alabama (Nov 24, 2018)
Long Reception	71	Derrick Dillon, vs LSU (Sep 15, 2018)
Field Goals	3	Henry Peyton, vs Washington (Sep 1, 2018)
		Cole Tracy, vs LSU (Sep 15, 2018)
		Jace Christmann, at Mississippi St. (Oct 06, 2018)
		B. Cimaglia, vs Tennessee (Oct 13, 2018)
		Luke Logan, at Ole Miss (Oct 20, 2018)
Long Field Goal	51	P. Shaunfield, vs Southern Miss (Sep 29, 2018)
Punts	10	Anthony Craven, vs Alabama State (Sep 08, 2018)
Punting Avg	52.8	Z. Von Rosenberg, vs LSU (Sep 15, 2018)
Long Punt	69	Anthony Craven, vs Alabama State (Sep 08, 2018)
Punts inside 20	4	Anthony Craven, vs Alabama State (Sep 08, 2018)
Long Punt Return	13	Deon Stewart, vs Arkansas (Sep 22, 2018)
		Roshaud Paul, vs Texas A&M (Nov 3, 2018)
Long Kickoff Return	41	Mecole Hardman, at Georgia (Nov 10, 2018)
Tackles	16	Mohamed Sanogo, at Ole Miss (Oct 20, 2018)
Sacks	3.0	Montez Sweat, at Mississippi State (Oct 06, 2018)
Tackles For Loss	3.0	Dre Greenlaw, vs Arkansas (Sep 22, 2018)
		Montez Sweat, at Mississippi State (Oct 06, 2018)
Interceptions	1	Grant Delpit, vs LSU (Sep 15, 2018)
		Greedy Williams, vs LSU (Sep 15, 2018)
		B. Thompson, vs Tennessee (Oct 13, 2018)
		J. Kongbo, vs Tennessee (Oct 13, 2018)
		A. Jennings, at Alabama (Nov 24, 2018)

2018 Plays of 20+ Yards

Yards	Type	Player(s)	Opponent	Qtr.
96*	KOR	Noah Igboghene	Arkansas	3
76*	Pass	Anthony Schwartz from Stidham	Tennessee	2
62	Pass	Seth Williams from Stidham	Ole Miss	3
57	INT	Javaris Davis	Arkansas	2
57*	Pass	Anthony Schwartz from Stidham	Alabama State	1
54	Rush	JaTarvious Whitlow	Ole Miss	3
53	Pass	Darius Slayton from Stidham	Southern Miss	3
52*	Pass	Darius Slayton from Stidham	Alabama	3
48	PR	Ryan Davis	Arkansas	1
47	Pass	Ryan Davis from Stidham	Texas A&M	4
46*	Pass	Seth Williams from Stidham	Southern Miss	1
45*	Pass	Seth Williams from Stidham	Liberty	2
42	Pass	Ryan Davis from Stidham	Mississippi State	3
42	Pass	Anthony Schwartz from Stidham	Arkansas	2
41	Rush	JaTarvious Whitlow	Mississippi State	3
40	FR	Daniel Thomas	Arkansas	1
39	KOR	Noah Igboghene	Ole Miss	1
36	PR	Ryan Davis	Arkansas	4
36	KOR	JaTarvious Whitlow	LSU	3
35	Pass	Darius Slayton from Stidham	Ole Miss	4
34	Pass	Darius Slayton from Stidham	Texas A&M	2
33	Pass	Asa Martin from Stidham	LSU	3
32	Block	Daniel Thomas	Mississippi State	4
32	PR	Chrisitan Tutt	Alabama State	3
32	PR	Ryan Davis	Washington	1
30	Rush	Shaun Shivers	Georgia	3
30	Pass	Malik Miller from Stidham	Southern Miss	3
29*	INT	Daniel Thomas	Alabama State	1
28	PR	Christian Tutt	Texas A&M	4
28	Pass	Anthony Schwartz from Stidham	LSU	1
27	KOR	Noah Igboghene	Alabama	1
27	Rush	JaTarvious Whitlow	Ole Miss	3
27	Pass	Darius Slayton from Stidham	Ole Miss	1
27	KOR	Noah Igboghene	Alabama State	1
26*	INT	Darrell Williams	Liberty	1
26	Pass	Darius Slayton from Stidham	Tennessee	2
26	Pass	John Samuel Shekner from Stidham	Mississippi State	3
26	Rush	Shaun Shivers	Alabama State	4
26	Pass	Ryan Davis from Stidham	Alabama State	2
25	Pass	JaTarvious Whitlow from Stidham	Alabama	1
25	Rush	Shaun Shivers	Liberty	3
24	Pass	Darius Slayton from Stidham	Mississippi State	4
24	Pass	Nate Craig-Myers from Stidham	Washington	1
23*	Pass	Malik Miller from R. Davis	Alabama	2
23	Pass	Malik Miller from Stidham	Tennessee	1
23*	Rush	Anthony Schwartz	Alabama State	2
22	Pass	Sal Cannella from Stidham	Liberty	2
22	Pass	Ryan Davis from Stidham	Mississippi State	4
22	Pass	Cedric Chambers from Sandberg	Alabama State	4
22	Rush	Matthew Hill	Alabama State	4
22	KOR	JaTarvious Whitlow	Washington	2
22	Rush	JaTarvious Whitlow	Alabama State	2
22	KOR	JaTarvious Whitlow	Washington	1
21	Pass	Darius Slayton from Stidham	Texas A&M	4
21	Pass	Seth Williams from Stidham	Ole Miss	3
21	Pass	Darius Slayton from Stidham	Washington	4
20	KOR	Noah Igboghene	Alabama	
20	Rush	Kam Martin	Liberty	2
20	Pass	Anthony Schwartz from Stidham	Georgia	2
20	Pass	Sal Cannella from R. Davis	Texas A&M	1
20	Pass	Darius Slayton from Stidham	LSU	1

* Touchdown scored on play

Play Breakdown

BY PLAY

Pass.....	33
Rush.....	10
Kickoff Return.....	8
Punt Return.....	5
Interception Return.....	3
Fumble Return.....	1
Blocked Field Goal Return.....	1
Missed Field Goal Return.....	0

BY GAME

vs. Washington.....	5
Alabama State.....	10
LSU.....	4
Arkansas.....	6
Southern Miss.....	3
at Mississippi State.....	6
Tennessee.....	3
at Ole Miss.....	7
Texas A&M.....	5
at Georgia.....	2
Liberty.....	5
at Alabama.....	5

BY QUARTER

1st.....	18
2nd.....	14
3rd.....	17
4th.....	12

RUSHING

JaTarvious Whitlow.....	4
Shaun Shivers.....	3
Matthew Hill.....	1
Kam Martin.....	1
Anthony Schwartz.....	1

PASSING

Jarrett Stidham.....	30
Ryan Davis.....	2
Cord Sandberg.....	1

RECEIVING

Darius Slayton.....	10
Anthony Schwartz.....	5
Ryan Davis.....	4
Seth Williams.....	4
Malik Miller.....	3
Sal Cannella.....	2
Cedric Chambers.....	1
Nate Craig-Myers.....	1
Asa Martin.....	1
John Samuel Shenker.....	1

KICKOFF RETURN

Noah Igboghene.....	3
JaTarvious Whitlow.....	3

PUNT RETURN

Ryan Davis.....	3
Christian Tutt.....	2

INTERCEPTION RETURN

Javaris Davis.....	1
Daniel Thomas.....	1
Darrell Williams.....	1

FUMBLE RETURN

Daniel Thomas.....	1
--------------------	---

BLOCKED FIELD GOAL RETURN

Daniel Thomas.....	1
--------------------	---

The Last Time

TEAM

TEAM SCORING

50 Points Scored by Team

By Auburn: Auburn 53, Liberty 0, Nov. 17, 2018
By Opponent: #1 Alabama 52, Auburn 21, Nov. 24, 2018

40 Points Scored by Team

By Auburn: Auburn 53, Liberty 0, Nov. 17, 2018
By Opponent: #1 Alabama 52, Auburn 21, Nov. 24, 2018

30 Points Scored by Team

By Auburn: Auburn 53, Liberty 0, Nov. 17, 2018
By Opponent: #1 Alabama 52, Auburn 21, Nov. 24, 2018

TEAM OFFENSE

35 First Downs

By Auburn: 36 vs. ULM, Oct. 1, 2016
By Opponent: --

30 First Downs

By Auburn: 32 vs. Arkansas St., Sept. 10, 2016
By Opponent: 32 by Ole Miss, Oct. 29, 2016

TEAM RUSHING

500 Yards Rushing

By Auburn: 543 vs. #17 Arkansas, Oct. 22, 2016
By Opponent: --

400 Yards Rushing

By Auburn: 429 vs. Alabama State, Sept. 8, 2018
By Opponent: 411 by LSU, Sept. 19, 2015

300 Yards Rushing

By Auburn: 340 vs. Liberty, Nov. 17, 2018
By Opponent: 303 by #5 Georgia, Nov. 10, 2018

300 Yards Rushing in Consecutive Games

By Auburn: 307 at Ole Miss & 543 vs. #17 Arkansas, Oct. 22 & 29, 2016

70 Rushing Attempts

By Auburn: 74 vs. #5 Missouri [SECCG], Dec. 7, 2013
By Opponent: --

60 Rushing Attempts

By Auburn: 61 vs. Liberty, Nov. 17, 2018
By Opponent: 63 by Mississippi St., Sept. 10, 2011

50 Rushing Attempts

By Auburn: 61 vs. Liberty, Nov. 17, 2018
By Opponent: 57 by Mississippi St., Oct. 6, 2018

7+ Rushing TDs

By Auburn: 7 vs. #17 Arkansas, Oct. 22, 2016
By Opponent: --

6+ Rushing TDs

By Auburn: 6 vs. Alabama St., Sept. 8, 2018
By Opponent: 6 by #22 Texas A&M, Oct. 27, 2012

5+ Rushing TDs

By Auburn: 6 vs. Alabama St., Sept. 8, 2018
By Opponent: 5 by #13 LSU, Sept. 19, 2015

4+ Rushing TDs

By Auburn: 6 vs. Alabama St., Sept. 8, 2018
By Opponent: 4 by Arkansas, Oct. 24, 2015 [4 OT]

TEAM PASSING

450 Yards Passing

By Auburn: 456 at #2 Alabama, Nov. 29, 2014
By Opponent: 500 by Northwestern, Jan. 1, 2010 [Outback]

400 Yards Passing

By Auburn: 456 at #2 Alabama, Nov. 29, 2014
By Opponent: 465 by Ole Miss, Oct. 29, 2016

350 Yards Passing

By Auburn: 364 vs. Mercer, Sept. 16, 2017
By Opponent: 377 by #1 Alabama, Nov. 24, 2018

300 Yards Passing

By Auburn: 322 vs. Tennessee, Oct. 13, 2018
By Opponent: 377 by #1 Alabama, Nov. 24, 2018

50+ Passing Attempts

By Auburn: 54 vs. Mississippi St., Nov. 1, 1997
By Opponent: 51 vs. Ole Miss, Oct. 7, 2017

30+ Pass Completions

By Auburn: 32 vs. Mercer, Sept. 16, 2017
By Opponent: 30 by Southern Miss, Sept. 29, 2018

5+ Passing TDs

By Auburn: 5 vs. Ball State, Sept. 26, 2009
By Opponent: 6 by #1 Alabama, Nov. 24, 2018

4+ Passing TDs

By Auburn: 4 vs. Louisiana Tech, Sept. 27, 2014
By Opponent: 6 by #1 Alabama, Nov. 24, 2018

3+ Passing TDs

By Auburn: 3 vs. #25 Texas A&M, Nov. 3, 2018
By Opponent: 6 by #1 Alabama, Nov. 24, 2018

TOTAL OFFENSE

700+ Yards

By Auburn: 706 vs. Arkansas St., Sept. 10, 2016
By Opponent: --

600+ Yards

By Auburn: 629 at Arkansas, Oct. 21, 2017
By Opponent: 602 by Texas A&M, Oct. 19, 2013

500+ Yards

By Auburn: 531 vs. Liberty, Nov. 17, 2018
By Opponent: 500 by #1 Alabama, Nov. 24, 2018

Ran 90+ Plays

By Auburn: 90 at #2 Alabama, Nov. 29, 2014
By Opponent: 90 by Ole Miss, Oct. 29, 2016

Ran 80+ Plays

By Auburn: 82 vs. Liberty, Nov. 17, 2018
By Opponent: 86 by Ole Miss, Oct. 20, 2018

TOTAL DEFENSE

Shutout

By Auburn: 53-0 vs. Liberty, Nov. 17, 2018
By Opponent: 49-0 at #2 Alabama, Nov. 24, 2012

Did not allow an offensive touchdown

By Auburn: 53-0 vs. Liberty, Nov. 17, 2018
By Opponent: 23-9 at Mississippi St., Oct. 6, 2018

Held Opponent to 300 Yards Total Offense

By Auburn: 134 vs. Liberty, Nov. 17, 2018
By Opponent: 283 by #1 Alabama, Nov. 24, 2018

Held Opponent to 200 Yards Total Offense

By Auburn: 134 vs. Liberty, Nov. 17, 2018
By Opponent: 150 by #3 Clemson, Sept. 9, 2017

Held Opponent to 100 Yards Rushing

By Auburn: 55 vs. Liberty, Nov. 17, 2018
By Opponent: 19 by #25 Texas A&M, Nov. 3, 2018

Held Opponent to 50 Yards Rushing

By Auburn: 45 vs. Southern Miss, Sept. 29, 2018
By Opponent: 19 by #25 Texas A&M, Nov. 3, 2018

Held Opponent to 100 Yards Passing

By Auburn: 79 vs. Liberty, Nov. 17, 2018
By Opponent: 79 by Clemson, Sept. 9, 2017

Held Opponent to 10 or Fewer First Downs

By Auburn: 7 vs. Liberty, Nov. 17, 2018
By Opponent: 7 by #1 Alabama, Nov. 26, 2016

Recorded 10+ Sacks

By Auburn: 11 vs. #8 Alabama, Nov. 19, 2005
By Opponent: 11 by Clemson, Sept. 9, 2017

3+ Interceptions

By Auburn: 3 vs. Alabama St., Sept. 8, 2018
By Opponent: 3 by Memphis, Dec. 30, 2015 [Birmingham]

Scored a Safety

By Auburn: vs. Liberty (Jordyn Peters), Nov. 17, 2018
By Opponent: by Alabama St. (Ricky Haley), Sept. 8, 2018

MISCELLANEOUS

Did Not Commit a Turnover

By Auburn: vs. Liberty, Nov. 17, 2018
By Opponent: by #1 Alabama, Nov. 24, 2018

Scored on Offense, Defense & Special Teams

By Auburn: vs. Liberty, Nov. 17, 2018 (5 offense [2 pass, 3 rush], 1 defense [interception return], 2 special teams [INT return, blocked punt for safety])

Scored a 2-Point Conversion

By Auburn: at Arkansas [Melvin Ray pass from Sean White],

Oct. 24, 2015

By Opponent: by #6 Georgia [Terry Godwin pass from Jake Fromm], Dec. 2, 2017 [SECCG]

INDIVIDUAL - OFFENSE

RUSHING

200 Yards Rushing

By Auburn: 204 by Kerryon Johnson vs. Ole Miss, Oct. 7, 2017
By Opponent: 271 by Derrick Henry of #2 Alabama, Nov. 28, 2015

150 Yards Rushing

By Auburn: 170 by Ja'Tarvious Whitlow at Ole Miss, Oct. 20, 2018
By Opponent: 186 by D'Andre Swift of #5 Georgia, Nov. 10, 2018

100 Yards Rushing

By Auburn: 116 by Kam Martin vs. Liberty, Nov. 17, 2018
By Opponent: 186 by D'Andre Swift of #5 Georgia, Nov. 10, 2018

100 Yards Rushing in the First Half

By Auburn: 112 (15 att.) by Kam Martin vs. Liberty, Nov. 17, 2018

100 Yards Rushing in the First Quarter

By Auburn: 141 (6 att.) by Tre Mason vs. Alabama A&M, Nov. 17, 2012

100 Yards Rushing in Consecutive Games

By Auburn: by Ja'Tarvious Whitlow vs. Alabama St. (122) and #12 LSU (104), 2018

100 Yards Rushing in Three Consecutive Games

By Auburn: by Kerryon Johnson at Texas A&M (145), vs. #1 Georgia (167), vs. ULM (137), vs. #1 Alabama (104), 2017

2 Players with 100 Yards Rushing

By Auburn: 122 by Ja'Tarvious Whitlow & 117 by Shaun Shivers vs. Alabama St., Sept. 8, 2018
By Opponent: 195 by Nick Fitzgerald & 126 by Kylin Hill of Mississippi St., Oct. 6, 2018

4+ TDS

By Auburn: 5 by Kerryon Johnson at Missouri, Sept. 23, 2017
By Opponent: --

3+ TDS

By Auburn: 3 by Kamryn Pettway at Arkansas, Oct. 21, 2017
By Opponent: 3 by Leonard Fournette of LSU, Sept. 19, 2015

2+ TDS

By Auburn: 2 by Malik Miller at Ole Miss, Oct. 20, 2018
By Opponent: 2 by Trayveon Williams of #25 Texas A&M, Nov. 3, 2018

Had an 80-Yard Run

By Auburn: 82 by John Franklin III vs. ULM, Oct. 1, 2016
By Opponent: 89 by Trayveon Williams of #17 Texas A&M, Sept. 17, 2016

Had a 70-Yard Run

By Auburn: 78 by Eli Stove vs. #17 Arkansas, Oct. 22, 2016
By Opponent: 77 by D'Andre Swift of #5 Georgia, Nov. 10, 2018

Had a 60-Yard Run

By Auburn: 62 by Malik Willis vs. ULM, Nov. 18, 2017
By Opponent: 77 by D'Andre Swift of #5 Georgia, Nov. 10, 2018

RECEIVING

200 Yards Receiving

By Auburn: 206 by Sammie Coates at #2 Alabama, Nov. 29, 2014
By Opponent: 224 by Amari Cooper of #2 Alabama, Nov. 29, 2014

150 Yards Receiving

By Auburn: 154 by Ricardo Louis at Kentucky, Oct. 15, 2015
By Opponent: 155 by A.J. Brown of Ole Miss, Oct. 20, 2018

100 Yards Receiving

By Auburn: 109 by Seth Williams vs. Liberty, Nov. 17, 2018
By Opponent: 155 by A.J. Brown of Ole Miss, Oct. 20, 2018

100 Yards Receiving in Consecutive Games

By Auburn: by Sammie Coates at #7 Texas A&M (104) & vs.

The Last Time

Florida Atlantic (113) & at Arkansas (102), 2013

100 Yards Receiving In Three Consecutive Games

By Auburn: by Sammie Coates at #7 Texas A&M (104) & vs. Florida Atlantic (113) & at Arkansas (102), 2013

2 Players with 100 Yards Receiving

By Auburn: 206 by Sammie Coates & 121 by D'haquille Williams at #2 Alabama, Nov. 29, 2014
By Opponent: 161 by Callen Hightower & 118 by Trent Cowan of Idaho, Nov. 21, 2015

4+ TDs

By Auburn: 4 by Alexander Wright vs. Pacific, Sept. 9, 1989
By Opponent: 4 by Mike Evans of #7 Texas A&M, Oct. 19, 2013

3+ TDs

By Auburn: 3 by Darvin Adams vs. Furman, Nov. 7, 2009
By Opponent: 3 by Amari Cooper of #2 Alabama, Nov. 29, 2014

2+ TDs

By Auburn: 2 by Seth Williams vs. #25 Texas A&M, Nov. 3, 2018
By Opponent: 2 by Henry Ruggs III of #1 Alabama, Nov. 24, 2018

Caught a TD in Consecutive Games

By Auburn: by Nate Craig-Myers vs. #1 Alabama (1), vs. #6 Georgia (1) [SECCG], 2017

Caught a TD in 3 Consecutive Games

By Auburn: by Darius Slayton at Arkansas (1), at Texas A&M (1), vs. #1 Georgia (1), vs. ULM (1), 2017

Caught 15 Passes in a Game

By Auburn: 17 by Willie Goshua at Arkansas, Oct. 28, 1995
By Opponent: --

Caught 10 Passes in a Game

By Auburn: 13 by Ryan Davis vs. #5 Georgia, Nov. 10, 2018
By Opponent: 10 by A.J. Brown of Ole Miss, Oct. 20, 2018

Caught 7+ Passes in a Game

By Auburn: 13 by Ryan Davis vs. #5 Georgia, Nov. 10, 2018
By Opponent: 10 by A.J. Brown of Ole Miss, Oct. 20, 2018

PASSING

400 Yards Passing

By Auburn: 456 by Nick Marshall at #2 Alabama, Nov. 29, 2014
By Opponent: 465 by Chad Kelly of Ole Miss, Oct. 29, 2016

300 Yards Receiving

By Auburn: 322 by Jarrett Stidham vs. Tennessee, Oct. 13, 2018
By Opponent: 324 by Tua Tagovailoa of #1 Alabama, Nov. 24, 2018

50+ Pass Attempts

By Auburn: 54 by Dameyune Craig vs. Mississippi State, Nov. 1, 1997
By Opponent: 51 by Shea Patterson of Ole Miss, Oct. 7, 2017

40+ Pass Attempts

By Auburn: 45 by Jarrett Stidham vs. Tennessee, Oct. 13, 2018
By Opponent: 46 by Jordan Ta'amu of Ole Miss, Oct. 20, 2018

30+ Pass Completions

By Auburn: 32 by Jarrett Stidham vs. Mercer, Sept. 16, 2017
By Opponent: 30 by Jack Abraham of Southern Miss, Sept. 29, 2018

5+ TDs

By Auburn: 5 by Chris Todd vs. Ball St., Sept. 26, 2009
By Opponent: 5 by Tua Tagovailoa of #1 Alabama, Nov. 24, 2018

4+ TDs

By Auburn: 4 by Jeremy Johnson vs. Western Carolina, Oct. 12, 2013
By Opponent: 5 by Tua Tagovailoa of #1 Alabama, Nov. 24, 2018

3+ TDs

By Auburn: 3 by Jarrett Stidham vs. #1 Georgia, Nov. 11, 2011
By Opponent: 5 by Tua Tagovailoa of #1 Alabama, Nov. 24, 2018

Threw 3+ TDs in Consecutive Games

By Auburn: by Loran Carter vs. #9 Miami (3), at #20 Florida (3), vs. #5 Tennessee (3), 1968

Completed an 80-Yard Pass

By Auburn: 88 by Nick Marshall to Sammie Coates at Arkansas, Nov. 2, 2013
By Opponent: 99 by AJ McCarron to Amari Cooper of #1 Alabama, Nov. 30, 2013

Completed a 70-Yard Pass

By Auburn: 76 by Jarrett Stidham to Anthony Schwartz vs. Tennessee, Oct. 13, 2018
By Opponent: 71 by Joe Burrow to Derrick Dillon of #12 LSU, Sept. 15, 2018

Completed a 60-Yard Pass

By Auburn: 62 by Jarrett Stidham to Seth Williams at Ole Miss, Oct. 20, 2018
By Opponent: 71 by Joe Burrow to Derrick Dillon of #12 LSU, Sept. 15, 2018

INDIVIDUAL - DEFENSE

TACKLES

Had 15+ Tackles in a Game

By Auburn: 15 by Jeremiah Dinson at Mississippi St., Oct. 6, 2018
By Opponent: 16 Mohamed Sanogo of Ole Miss, Oct. 20, 2018

Had 10+ Tackles in a Game

By Auburn: 10 by Deshaun Davis at #5 Georgia, Nov. 10, 2018
By Opponent: 16 Mohamed Sanogo of Ole Miss, Oct. 20, 2018

Had 3.0+ TFL in a Game

By Auburn: 3.0 by Nick Coe at Ole Miss, Oct. 20, 2018
By Opponent: 3.0 by Montez Sweat of Mississippi St., Oct. 6, 2018

Had 3.0+ Sacks in a Game

By Auburn: 3.0 by Nick Coe at Ole Miss, Oct. 20, 2018
By Opponent: 3.0 by Montez Sweat of Mississippi St., Oct. 6, 2018

INTERCEPTIONS

Intercepted 3+ Passes in a Game

By Auburn: 3 by Junior Rosegreen at #10 Tennessee, Oct. 2, 2004
By Opponent:

Intercepted 2+ Passes in a Game

By Auburn: 2 by Daniel Thomas vs. Alabama St., Sept. 8, 2018
By Opponent:

Intercepted a Pass in Consecutive Games

By Auburn: by Jeremiah Dinson vs. Southern Miss (Sept. 29) & at Mississippi St. (Oct. 6), 2018

Returned an INT for a TD

By Auburn: by Darrell Williams vs. Liberty [26 yards], Nov. 17, 2018
By Opponent: by Chequan Burkett of #10 UCF [45 yards], Jan. 1, 2018 [Peach]

FUMBLE RECOVERIES / FORCED FUMBLER

Recovered 2+ Fumbles in a Game

By Auburn: 2 by Montravius Adams at Mississippi State, Oct. 8, 2016

Forced 2+ Fumbles in a Game

By Auburn: 2 by Jeff Holland at Arkansas, Oct. 21, 2017

Forced & Recovered a Fumble in a Game

By Auburn: by Jeff Holland at Arkansas, Oct. 21, 2017

Returned a Fumble for a TD

By Auburn: by Montravius Adams at Mississippi St. [13 yards], Oct. 8, 2016
By Opponent: by Alontae Taylor of Tennessee [8 yards], Oct. 13, 2018

SPECIAL TEAMS

KICKING

Kicked 6+ Field Goals in a Game

By Auburn: 6 by Daniel Carlson vs. #17 LSU, Sept. 24, 2016
By Opponent:

Kicked 5+ Field Goals in a Game

By Auburn: 6 by Daniel Carlson vs. #17 LSU, Sept. 24, 2016
By Opponent: 5 by Daniel LaCamera of #17 Texas A&M, Sept. 17, 2016

Kicked 4+ Field Goals in a Game

By Auburn: 4 by Daniel Carlson vs. #1 Georgia, Nov. 11, 2017
By Opponent: 5 by Daniel LaCamera of #17 Texas A&M, Sept. 17, 2016

Kicked a 50-Yard Field Goal

By Auburn: 53 by Anders Carlson vs. Liberty, Nov. 17, 2018
By Opponent: 51 by Parker Shaunfield of Southern Miss, Sept. 29, 2018

Kicked 2+ 50-Yard Field Goals in a Game

By Auburn: Daniel Carlson (52, 54) at Missouri, Sept. 23, 2017

Kicked a 50-Yard Field Goal in Consecutive Games

By Auburn: Daniel Carlson vs. Wisconsin (51) [Outback] and vs. Louisville (56), 2015

PUNTING

Had a 70-Yard Punt

By Auburn: 70 by Aiden Marshall at Texas A&M, Nov. 4, 2017
By Opponent: 70 by JK Scott of #2 Alabama, Nov. 29, 2014

Had a 60-Yard Punt

By Auburn: 60 by Aaron Siposs vs. Arkansas, Sept. 22, 2018
By Opponent: 64 by Joe Doyle of Tennessee, Oct. 13, 2018

Had 4+ Punts Inside the 20 in a Game

By Auburn: 4 by Kevin Phillips at Georgia, Nov. 12, 2016
By Opponent: 4 by Anthony Craven of Alabama St., Sept. 8, 2018

BLOCKS

Blocked a Field Goal

By Auburn: by Marlon Davidson at Ole Miss, Oct. 20, 2018
By Opponent: by Demarrio Smith of Southern Miss, Sept. 29, 2018

Blocked 2 Field Goals

By Auburn: 2 by Alton Moore at #19 Georgia, Nov. 10, 2001

Blocked a Field Goal in Consecutive Games

By Auburn: by Marlon Davidson at Mississippi St. & vs. Tennessee, Oct. 6 & 13, 2018

Blocked a Field Goal in 3 Consecutive Games

By Auburn: by Marlon Davidson at Mississippi St., vs. Tennessee, at Ole Miss, Oct. 6, 13 & 20, 2018

Blocked a Punt

By Auburn: 1 by Smoke Monday at #1 Alabama, Nov. 24, 2018
By Opponent: 1 by P. Hanraham of Mississippi St., Sept. 12, 2009

Blocked 2+ Punts

By Auburn: 2 by Justin Fetsko vs. ULM, Nov. 1, 2003

Blocked a PAT

By Auburn: 1 by Montravius Adams at Ole Miss, Oct. 29, 2016
By Opponent: 1 by Daniel McCullers of Tennessee, Nov. 9, 2013

Blocked 2+ PATs

By Auburn: 2 by Charles Dorsey vs. LSU Sept. 19, 1998

RETURNS

Returned a Kickoff for a TD

By Auburn: by Noah Igbonoghene vs. Arkansas [96 yards], Sept. 22, 2018
By Opponent: by De'Vion Warren of Arkansas [100 yards], Oct. 21, 2017

Returned a Punt for a TD

By Auburn: by Quan Bray vs. La. Tech [76 yards], Sept. 27, 2014
By Opponent: by DJ Chark of LSU [75 yards], Oct. 13, 2017

Auburn Bowl History

All-Time Bowl Appearances

School	Appearances
1. Alabama	69
2. Georgia	55
Texas	55
4. Nebraska	53
5. Oklahoma	52
Southern Cal	52
Tennessee	52
8. LSU	50
9. Ohio State	49
Penn State	49
11. Michigan	47
11. Florida State	46
13. Georgia Tech	45
14. Florida	44
15. AUBURN	43
Clemson	43
17. Arkansas	42
18. Texas A&M	40
19. Miami (Fla.)	39
20. Texas Tech	38
Washington	38

*Includes 2017-18 bowl berths

All-Time Bowl Wins

School	Wins
1. Alabama	40
2. Southern Cal	34
3. Georgia	31
4. Oklahoma	29
Penn State	29
6. Florida State	28
Tennessee	28
Texas	28
9. Nebraska	26
10. Georgia Tech	25
LSU	25
12. Ole Miss	24
13. AUBURN	23
Ohio State	23
15. Clemson	22
Florida	22
17. Michigan	21
18. Miami (Fla.)	19
19. Notre Dame	18
Oklahoma State	18

Auburn in Bowl Games (23-17-2)

Season	Bowl	Opponent	Score	W-L-T	AU Coach	Date
1936	Bacardi	Villanova	7-7	T	Jack Meagher	1/1/1937
1937	Orange	Michigan State	6-0	W	Jack Meagher	1/1/1938
1953	Gator	Texas Tech	13-35	L	Shug Jordan	1/1/1954
1954	Gator	Baylor	33-13	W	Shug Jordan	12/31/1954
1955	Gator	Vanderbilt	13-25	L	Shug Jordan	12/31/1955
1963	Orange	Nebraska	7-13	L	Shug Jordan	1/1/1964
1965	Liberty	Ole Miss	7-13	L	Shug Jordan	12/18/1965
1968	Sun	Arizona	34-10	W	Shug Jordan	12/28/1968
1969	Astro-Bluebonnet	Houston	7-36	L	Shug Jordan	12/31/1969
1970	Gator	Ole Miss	35-28	W	Shug Jordan	1/2/1971
1971	Sugar	Oklahoma	22-40	L	Shug Jordan	1/1/1972
1972	Gator	Colorado	24-3	W	Shug Jordan	12/30/1972
1973	Sun	Missouri	17-34	L	Shug Jordan	12/29/1973
1974	Gator	Texas	27-3	W	Shug Jordan	12/30/1974
1982	Tangerine	Boston College	33-26	W	Pat Dye	12/18/1982
1983	Sugar	Michigan	9-7	W	Pat Dye	1/2/1984
1984	Liberty	Arkansas	21-15	W	Pat Dye	12/27/1984
1985	Cotton	Texas A&M	16-36	L	Pat Dye	1/1/1986
1986	Citrus	Southern Cal	16-7	W	Pat Dye	1/1/1987
1987	Sugar	Syracuse	16-16	T	Pat Dye	1/1/1988
1988	Sugar	Florida State	7-13	L	Pat Dye	1/2/1989
1989	Hall of Fame	Ohio State	31-14	W	Pat Dye	1/1/1990
1990	Peach	Indiana	27-23	W	Pat Dye	12/29/1990
1995	Outback	Penn State	13-43	L	Terry Bowden	1/1/1996
1996	Independence	Army	32-29	W	Terry Bowden	12/31/1996
1997	Peach	Clemson	21-17	W	Terry Bowden	1/2/1998
2000	Citrus	Michigan	28-31	L	Tommy Tuberville	1/1/2001
2001	Peach	North Carolina	10-16	L	Tommy Tuberville	12/31/2001
2002	Capital One	Penn State	13-9	W	Tommy Tuberville	1/1/2003
2003	Music City	Wisconsin	28-14	W	Tommy Tuberville	12/31/2003
2004	Sugar	Virginia Tech	16-13	W	Tommy Tuberville	1/3/2005
2005	Capital One	Wisconsin	10-24	L	Tommy Tuberville	1/2/2006
2006	Cotton	Nebraska	17-14	W	Tommy Tuberville	1/1/2007
2007	Chick-fil-A	Clemson	23-20 [OT]	W	Tommy Tuberville	12/31/2007
2009	Outback	Northwestern	38-35 [OT]	W	Gene Chizik	1/1/2010
2010	BCS National Championship	Oregon	22-19	W	Gene Chizik	1/10/2011
2011	Chick-fil-A	Virginia	43-24	W	Gene Chizik	12/31/2011
2013	BCS National Championship	Florida State	31-34	L	Gus Malzahn	1/6/2014
2014	Outback	Wisconsin	31-34 [OT]	L	Gus Malzahn	1/1/2015
2015	Birmingham	Memphis	31-10	W	Gus Malzahn	12/30/2015
2016	Sugar	Oklahoma	19-35	L	Gus Malzahn	1/2/2017
2017	Chick-fil-A Peach	UCF	27-34	L	Gus Malzahn	1/1/2018

Auburn's Bowl Series Record

Bowl	Appearances	W-L-T	Pct.	Seasons
Gator	6	4-2	.667	1953-54-55-70-72-74
Chick-fil-A (Peach)	6	4-2	.667	1990-97-01-07-11-18
Sugar	6	2-3-1	.417	1971-83-87-88-04-17
Capital One (Citrus/Tangerine)	5	3-2	.600	1982-86-00-02-05
Outback (Hall of Fame)	4	2-2	.500	1989-95-09-14
Cotton	2	1-1	.500	1985-06
Sun	2	1-1	.500	1968-73
Orange	2	1-1	.500	1937-63
Liberty	2	1-1	.500	1965-84
BCS National Championship	2	1-1	.500	2010-13
Birmingham	1	1-0	1.000	2015
Music City	1	1-0	1.000	2003
Independence	1	1-0	1.000	1996
Bacardi	1	0-0-1	.500	1936
Astro-Bluebonnet	1	0-1	.000	1969
TOTALS	42	23-17-2	.600	

Auburn Bowl Records

Auburn Individual Records

RUSHING ATTEMPTS

- 37 Ronnie Brown vs. Penn State, 2003 Capital One
- 34 Tre Mason vs. Florida State, 2014 BCS Championship
- 31 Bo Jackson vs. Texas A&M, 1986 Cotton
- 28 Brent Fullwood vs. USC, 1987 Citrus
- 27 Jovon Robinson vs. Memphis, 2015 Birmingham
- 26 Cameron Artis-Payne vs. Wisconsin, 2015 Outback
- 25 Rudi Johnson vs. Michigan, 2001 Citrus
- 24 Kamryn Pettway vs. Oklahoma, 2017 Sugar
- 24 Kenny Irons vs. Nebraska, 2007 Cotton
- 22 Kerryon Johnson vs. UCF, 2018 Chick-fil-A Peach
- 22 Cam Newton vs. Oregon, 2011 BCS Championship
- 22 Michael Dyer vs. Oregon, 2011 BCS Championship
- 22 Kenny Irons vs. Wisconsin, 2006 Capital One
- 22 Bo Jackson vs. Michigan, 1984 Sugar

RUSHING YARDS

- 195 Tre Mason vs. Florida St. (34 carries, 1 TD), 2014 BCS Championship
- 184 Ronnie Brown vs. Penn State (37 carries, 1 TD), 2003 Capital One
- 152 Brent Fullwood vs. USC (28 carries, 1 TD), 1987 Citrus
- 143 Michael Dyer vs. Oregon (22 carries), 2011 BCS Championship
- 134 Joe Childress vs. Baylor (20 carries, 2 TD), 1954 Gator
- 130 Bo Jackson vs. Michigan (22 carries), 1984 Sugar
- 129 Bo Jackson vs. Texas A&M (31 carries, 1 TD), 1986 Cotton
- 126 Cameron Artis-Payne vs. Wisconsin (26 carries, 2 TD), 2015 Outback
- 126 Jovon Robinson vs. Memphis (27 carries), 2015 Birmingham
- 119 Stephen Davis vs. Penn State (12 carries), 1996 Outback
- 111 Tom Bryan vs. Ole Miss (19 carries, 1 TD), 1965 Liberty

MOST RUSHING TOUCHDOWNS

- 2 Ben Tate vs. Northwestern, 2010 Outback
- 2 Ronnie Brown vs. Wisconsin, 2003 Music City
- 2 Carnell Williams vs. Wisconsin, 2003 Music City
- 2 Ronnie Brown vs. Penn State, 2002 Capital One
- 2 Stan White vs. Indiana, 1990 Peach
- 2 Bo Jackson vs. Arkansas, 1984 Liberty
- 2 Bo Jackson vs. Boston College, 1982 Tangerine
- 2 Joe Childress vs. Baylor, 1954 Gator
- 2 Kiehl Frazier vs. Virginia, 2011 Chick-fil-A
- 2 Cameron Artis-Payne vs. Wisconsin, 2015 Outback

PASS ATTEMPTS

- 48 Stan White vs. Indiana, 1990 Peach
- 48 Pat Sullivan vs. Oklahoma, 1972 Sugar
- 48 Dameyune Craig vs. Clemson, 1998 Peach
- 48 Pat Sullivan vs. Ole Miss, 1971 Gator
- 43 Jarrett Stidham vs. UCF, 2018 Chick-fil-A Peach

PASS COMPLETIONS

- 31 Stan White vs. Indiana, 1990 Peach
- 28 Jarrett Stidham vs. UCF, 2018 Chick-fil-A Peach
- 28 Ben Leard vs. Michigan, 2001 Citrus
- 27 Pat Sullivan vs. Ole Miss, 1971 Gator
- 25 Brandon Cox vs. Clemson, 2007 Chick-fil-A

PASSING YARDS

- 394 Ben Leard vs. Michigan (28-37-2, 3 TD), 2001 Citrus
- 370 Dameyune Craig vs. Army (24-42-1, 2 TD), 1996 Independence
- 351 Stan White vs. Indiana (31-48-0, 1 TD), 1990 Peach
- 351 Pat Sullivan vs. Ole Miss (27-43-1, 2 TD), 1971 Gator
- 331 Jarrett Stidham vs. UCF (28-43-2, 1 TD), 2018 Chick-fil-A Peach

MOST TOUCHDOWN PASSES

- 3 Ben Leard vs. Michigan, 2001 Citrus
- 3 Reggie Slack vs. Ohio State, 1990 Hall of Fame
- 2 Cam Newton vs. Oregon, 2011 BCS Championship
- 2 Dameyune Craig vs. Army, 1996 Independence
- 2 Loran Carter vs. Arizona, 1968 Sun
- 2 Pat Sullivan vs. Ole Miss, 1971 Gator
- 2 Phil Gargis vs. Missouri, 1973 Sun; vs. Texas, 1974 Gator
- 2 Nick Marshall vs. Florida St, 2014 BCS; vs. Wisconsin, 2015 Outback

RECEPTIONS

- 12 Darvin Adams vs. Northwestern (142 yards), 2010 Outback
- 10 Willie Gosha vs. Army (132 yards, 1 TD), 1996 Independence
- 9 Victor Hall vs. Indiana (74 yards), 1990 Peach
- 8 Terry Beasley vs. Ole Miss (143 yards, 1 TD), 1971 Gator
- 8 Ryan Davis vs. UCF (47 yards), 2018 Chick-fil-A Peach

RECEIVING YARDS

- 159 Herbert Casey vs. Indiana, 1990 Peach
- 143 Terry Beasley vs. Ole Miss, 1971 Gator
- 142 Darvin Adams vs. Northwestern, 2010 Outback
- 132 Willie Gosha vs. Army, 1996 Independence
- 125 Lawyer Tillman vs. Syracuse, 1988 Sugar
- 119 Karsten Bailey vs. Clemson, 1998 Peach
- 117 Will Hastings vs. UCF, 2018 Chick-fil-A Peach
- 108 Emory Blake vs. Virginia, 2011 Chick-fil-A

RECEIVING TOUCHDOWNS

- 2 Thom Gossom vs. Missouri, 1973 Sun
- 2 Ed Butler vs. Texas, 1974 Gator
- 2 Greg Taylor vs. Ohio State, 1990 Hall of Fame

SCORING

- 15 Joe Childress vs. Baylor (2 TD, 3 PAT), 1954 Gator
- 12 Carl Stewart (2 TD), 2007 Cotton
- 12 Ronnie Brown vs. Wisconsin (2 TD), 2003 Music City
- 12 Carnell Williams vs. Wisconsin (2 TD), 2003 Music City
- 12 Ronnie Brown vs. Penn State (2 TD), 2002 Capital One
- 12 Stan White vs. Indiana (2 TD), 1990 Peach
- 12 Greg Taylor vs. Ohio State (2 TD), 1990 Hall of Fame
- 12 Ed Butler vs. Texas (2 TD), 1974 Gator
- 12 Thom Gossom vs. Missouri (2 TD), 1973 Sun
- 12 Kiehl Frazier vs. Virginia (2 TD), 2011 Chick-fil-A
- 12 Onterio McCalebb vs. Virginia (2TD), 2011 Chick-fil-A
- 12 Tre Mason vs. Missouri (2 TD), 2014 BCS Championship
- 12 Cameron Artis-Payne vs. Wisconsin (2 TD), 2015 Outback

LONGEST FIELD GOAL

- 52 Jaret Holmes vs. Clemson, 1998 Peach
- 52 John Riley vs. Arizona, 1968 Sun
- 51 Daniel Carlson vs. Wisconsin, 2015 Outback

LONGEST TOUCHDOWN RUNS

- 44 Tom Bryan vs. Ole Miss, 1965 Liberty
- 43 Fob James vs. Baylor, 1954 Gator
- 40 Billy Hitchcock vs. Villanova, 1937 Bicardi
- 39 Bo Jackson vs. Arkansas, 1984 Liberty
- 37 Pat Sullivan vs. Ole Miss, 1971 Gator
- 37 Tre Mason vs. Missouri, 2014 BCS Championship

LONGEST TOUCHDOWN PASSES

- 73 Pat Washington to Bo Jackson vs. Texas A&M, 1986 Cotton
- 66 Nick Marshall to Ricardo Louis vs. Wisconsin, 2015 Outback
- 65 Loran Carter to Mickey Zofko vs. Arizona, 1968 Sun
- 50 Nick Marshall to Melvin Ray, 2014 BCS Championship
- 46 Chris Todd to Quindarius Carr vs. Northwestern, 2010 Outback
- 43 Loran Carter to Tim Christian vs. Arizona, 1968 Sun
- 38 Howell Tubbs to Fob James vs. Vanderbilt, 1955 Gator

LONGEST INTERCEPTION RETURN FOR A TOUCHDOWN

- 100 Walter McFadden vs. Northwestern, 2010 Outback
- 35 Kevin Porter vs. Arkansas, 1984 Liberty
- 32 Buddy McClinton vs. Arizona, 1968 Sun

MOST INTERCEPTIONS

- 3 Buddy McClinton vs. Arizona, 1968 Sun
- 2 Walter McFadden vs. Northwestern, 2010 Outback
- 2 T'Sharvan Bell vs. Northwestern, 2010 Outback
- 2 Jermaine Whitehead vs. Wisconsin, 2015 Outback

Auburn Bowl Records

Opponents Individual Records

RUSHING ATTEMPTS

- 34 Jim Strong, Houston, 1969 Astro-Bluebonnet
- 34 Melvin Gordon, Wisconsin, 2015 Outback
- 32 Anthony Thomas, Michigan, 2001 Capital One
- 30 Brian Calhoun, Wisconsin, 2006 Capital One
- 30 Jack Mildren, Oklahoma, 1972 Sugar
- 27 Ray Bybee, Missouri, 1973 Sun
- 25 Marlon Lucky, Nebraska, 2007 Cotton
- 24 Sammie Smith, Florida State, 1989 Sugar

RUSHING YARDS

- 251 Melvin Gordon, Wisconsin, 2015 Outback
- 213 Brian Calhoun, Wisconsin, 2006 Capital One
- 184 Jim Strong, Houston, 1969 Astro-Bluebonnet
- 182 Anthony Thomas, Michigan, 2001 Capital One
- 149 Jack Mildren, Oklahoma, 1972 Sugar
- 141 Bobby Cavazos, Texas Tech, 1954 Gator
- 131 Willie Parker, North Carolina, 2001 Chick-fil-A Peach

MOST RUSHING TOUCHDOWNS

- 3 Trent Green, Indiana, 1990 Peach
- 3 Jack Mildren, Oklahoma, 1972 Sugar
- 3 Melvin Gordon, Wisconsin, 2015 Outback
- 2 Joe Mixon, Oklahoma, 2017 Sugar
- 2 Anthony Thomas, Michigan, 2001 Capital One
- 2 Bobby Williams, Army, 1996 Independence
- 2 Jim Strong, Houston, 1969 Astro-Bluebonnet
- 2 Bobby Cavazos, Texas Tech, 1954 Gator

PASS ATTEMPTS

- 78 Mike Kafka, Northwestern, 2010 Outback
- 41 Michael Rocco, Virginia, 2011 Chick-fil-A
- 40 Darron Thomas, Oregon, 2011 BCS Championship
- 38 Bryan Randall, Virginia Tech, 2005 Sugar
- 38 Doug Flutie, Boston College, 1982 Tangerine
- 37 Paxton Lynch, Memphis, 2015 Birmingham
- 35 McKenzie Milton, UCF, 2018 Chick-fil-A Peach
- 35 Jameis Winston, Florida State, 2014 BCS Championship
- 34 Brad Taylor, Arkansas, 1984 Liberty
- 33 Cullen Harper, Clemson, 2007 Chick-fil-A
- 31 Greg Frey, Ohio State, 1990 Hall of Fame

PASS COMPLETIONS

- 47 Mike Kafka, Northwestern, 2010 Outback
- 27 Darron Thomas, Oregon, 2011 BCS Championship
- 26 Michael Rocco, Virginia, 2011 Chick-fil-A
- 22 Doug Flutie, Boston College, 1982 Tangerine
- 21 Bryan Randall, Virginia Tech, 2005 Sugar
- 20 Jameis Winston, Florida State, 2014 BCS Championship
- 19 Baker Mayfield, Oklahoma, 2017 Sugar
- 19 Archie Manning, Ole Miss, 1971 Gator
- 18 Brad Taylor, Arkansas, 1984 Liberty

PASSING YARDS

- 532 Mike Kafka, Northwestern, 2010 Outback
- 363 Darron Thomas, Oregon, 2011 BCS Championship
- 312 Michael Rocco, Virginia, 2011 Chick-fil-A
- 301 John Stocco, Wisconsin, 2006 Capital One
- 299 Bryan Randall, Virginia Tech, 2005 Sugar
- 299 Doug Flutie, Boston College, 1982 Tangerine
- 296 Baker Mayfield, Oklahoma, 2017 Sugar
- 294 Drew Henson, Michigan, 2001 Capital One Florida Citrus
- 292 Kevin Murray, Texas A&M, 1986 Cotton

MOST TOUCHDOWN PASSES

- 4 Mike Kafka, Northwestern, 2010 Outback
- 4 Wally Richardson, Penn State, 1996 Outback
- 2 by 11 individuals;
- latest, McKenzie Milton, UCF, 2018 Chick-fil-A Peach

RECEPTIONS

- 12 Zeke Markshausen, Northwestern, 2010 Outback
- 10 Sidney Stewart, Northwestern, 2010 Outback
- 10 Bobby Joe Edmonds, Arkansas, 1984 Liberty
- 9 Jeff Maehl, Oregon, 2011 BCS Championship
- 9 Jim Poole, Ole Miss, 1971 Gator
- 9 Rashad Greene, Florida State, 2014 BCS Championship
- 7 by five individuals; latest Perry Jones, Virginia, 2012 Chick-fil-A

RECEIVING YARDS

- 173 Brandon Williams, Wisconsin, 2006 Capital One
- 149 Brian Brennan, Boston College, 1982 Tangerine
- 147 Rashad Greene, Florida State, 2014 BCS Championship
- 136 David Terrell, Michigan, 2001 Florida Citrus
- 133 Jeff Maehl, Oregon, 2011 BCS Championship
- 133 Andrew Brewer, Northwestern, 2010 Outback
- 126 Josh Morgan, Virginia Tech, 2005 Sugar
- 120 Drake Dunsmore, Northwestern, 2010 Outback
- 113 Bobby Engram, Penn State, 1996 Outback
- 111 Jim Poole, Ole Miss, 1971 Gator
- 108 Rod Bernstine, Texas A&M, 1986 Cotton
- 103 Jeff Graham, Ohio State, 1990 Hall of Fame
- 103 Kris Burd, Virginia, 2011 Chick-fil-A
- 100 Marquise Walker, Michigan, 2001 Florida Citrus

RECEIVING TOUCHDOWNS

- 2 LaMichael James, Oregon, 2011 BCS Championship
- 2 Andrew Brewer, Northwestern, 2010 Outback
- 2 Josh Morgan, Virginia Tech, 2005 Sugar
- 2 Bobby Engram, Penn State, 1996 Outback
- 2 John Kelsey, Missouri, 1973 Sun
- 2 Kris Burd, Virginia, 2011 Chick-fil-A

SCORING

- 18 Trent Green, Indiana (3 TD), 1990 Peach
- 18 Jack Mildren, Oklahoma (3 TD), 1972 Sugar
- 18 Bobby Cavazos, Texas Tech (3 TD), 1954 Gator
- 18 Melvin Gordon, Wisconsin (3 TD), 2015 Outback
- 14 Bobby Williams, Army (2 TD, 2-pt conversion), 1996 Independence
- 13 Brett Conway, Penn State (3 FG, 4 PAT), 1996 Outback

LONGEST FIELD GOAL

- 53 John Carroll, Oklahoma, 1972 Sugar
- 53 Jake Elliott, Memphis, 2015 Birmingham
- 48 David Richardson, Clemson, 1998 Chick-fil-A Peach
- 45 Matthew Wright, UCF, 2018 Chick-fil-A Peach
- 42 Scott Bonnell, Indiana, 1990 Peach
- 42 Johnny Keyes, Ole Miss, 1965 Liberty
- 41 Roberto Aguayo, Florida State, 2014 BCS Championship

LONGEST TOUCHDOWN RUNS

- 83 C.J. Spiller, Clemson, 2007 Chick-fil-A
- 68 Dennis Claridge, Nebraska, 1964 Orange
- 62 Ronald Curry, North Carolina, 2001 Chick-fil-A Peach
- 59 Bobby Cavazos, Texas Tech, 1954 Gator
- 53 Melvin Gordon, Wisconsin, 2015 Outback
- 38 L.G. Dupre, Baylor, 1954 Gator
- 33 Brian Calhoun, Wisconsin, 2006 Capital One

LONGEST TOUCHDOWN PASSES

- 80 Bryan Randall to Josh Morgan, Virginia Tech, 2005 Sugar
- 66 Mike Kafka to Drake Dunsmore, Northwestern, 2010 Outback
- 53 Jack Kirkpatrick to Paul Erwin, Texas Tech, 1954 Gator
- 39 Mike Kafka to Andrew Brewer, Northwestern, 2010 Outback
- 35 Chuck Link to John Kelsey, Missouri, 1973 Sun
- 35 Mike Kafka to Andrew Brewer, Northwestern, 2010 Outback
- 34 Archie Manning to Floyd Franks, Ole Miss, 1971 Gator
- 31 Drew Henson to David Terrell, Michigan, 2001 Florida Citrus

LONGEST INTERCEPTION RETURN FOR A TOUCHDOWN

- 53 Reggie Ball, Memphis, 2015 Birmingham
- 24 Marcus Cotton, Southern California, 1987 Citrus

Auburn Bowl Records

Auburn Team Records

SCORING

Most Auburn Points — 43 vs. Virginia, 2011 Chick-fil-A
Most Opponent Points — 43 by Penn State, 1996 Outback
Most Points, Both Teams — 73 (AU 38, Northwestern 35), 2010 Outback
Fewest Points, Both Teams — 6 (AU 6, Mich. State 0), 1938 Orange
Largest Margin of Victory, Auburn — 24 points (AU 34, Arizona 10),
1968 Sun
Largest Margin of Defeat, Auburn — 29 points (Houston 36, AU 7), 1969
Astro-Bluebonnet; (Penn State 42, AU 13), 1996 Outback

FIRST DOWNS

Most by Auburn — 28 vs. UCF, 2018 Chick-fil-A Peach; 28 vs. Oregon,
2011 BCS Championship
Most by Opponent — 33 by Northwestern, 2010 Outback
Fewest by Auburn — 9 vs. Villanova, 1937 Bacardi
Fewest by Opponent — 2 by Michigan State, 1938 Orange

RUSHING

Most Yards, Auburn — 423 vs. Baylor, 1954 Gator
Most Yards, Opponents — 439 by Oklahoma, 1972 Sugar
Fewest Yards, Auburn — 1 vs. Houston, 1969 Astro-Bluebonnet
Fewest Yards, Opponent — 32 by Michigan State, 1938 Orange

PASSING

Most Yards, Auburn — 394 vs. Michigan, 2001 Citrus
Most Yards, Opponent — 532 by Northwestern, 2010 Outback
Fewest Yards, Auburn — 21 vs. Michigan, 1984 Sugar
Fewest Yards, Opponent — 11 by Oklahoma, 1972 Sugar
Most Attempted, Auburn — 48 vs. Indiana, 1990 Peach
Most Attempted, Opponent — 78 by Northwestern, 2010 Outback
Fewest Attempted, Auburn — 6 vs. Michigan, 1984 Sugar
Fewest Attempted, Opponent — 4 by Oklahoma, 1972 Sugar
Most Completed, Auburn — 31 vs. Indiana, 1990 Peach
Most Completed, Opponent — 47 by Northwestern, 2010 Outback
Fewest Completed, Auburn — 2 vs. Villanova, 1937 Bacardi;
2 vs. Michigan, 1984 Sugar
Fewest Completed, Opponent — 1 by Oklahoma, 1972 Sugar
Best Completion Percentage, Auburn (min. 10 att.) — .757 (28-37) vs.
Michigan, 2001 Citrus
Best Completion Percentage, Opponent (min. 10 att.) — .714 (15-21) by
Michigan, 2001 Citrus
Worst Completion Percentage, Auburn — .167 (2-12) vs. Villanova, 1937
Bacardi
Worst Completion Percentage, Opponent — .222 (2-9) by Michigan
State, 1938 Orange

TOTAL OFFENSE

Most Yards, Auburn — 559 vs. Ole Miss, 1971 Gator
Most Yards, Opponent — 625 by Northwestern, 2010 Outback
Fewest Yards, Auburn — 178 vs. Nebraska, 2007 Cotton
Fewest Yards, Opponent — 57 by Michigan State, 1938 Orange

TOTAL OFFENSE, BOTH TEAMS

Most Yards — 1,050 in 2010 Outback (Auburn 425, Northwestern 621)
Fewest Yards — 334 in 1937 Bacardi (Auburn 181, Villanova 153)

PUNTING

Best Avg., Auburn — 49.3 (9 punts) vs. North Carolina, 2001 Peach
Best Avg., Opponent — 47.3 (6 punts) by Ole Miss, 1971 Gator
Worst Avg., Auburn — 23.0 (3 punts) vs. Indiana, 1990 Peach
Worst Avg., Opponent — 13.0 (3 punts) by Virginia, 2011 Chick-fil-A
Most Punts, Auburn — 10 vs. Michigan State, 1938 Orange
Most Punts, Opponent — 12 by Michigan State, 1938 Orange
Fewest Punts, Auburn — 2 vs. Army, 1996 Independence;
2 vs. Boston College, 1982 Tangerine; 2 vs. Texas, 1974 Gator;
2 vs. Baylor, 1954 Gator
Fewest Punts, Opponent — 2 by Houston, 1969 Astro-Bluebonnet

FUMBLES

Most, Auburn — 7 vs. Texas 1974 Gator
Most, Opponent — 5 by Texas, 1974 Gator
Most Lost, Auburn — 5 vs. Texas, 1974 Gator
5 vs. Vanderbilt, 1955 Gator
Most Lost, Opponent — 4 by Texas, 1974 Gator

PENALTY YARDS

Most, Auburn — 84 vs. Southern Cal, 1987 Citrus; 84 vs. Penn State,
2002 Capital One
Most, Opponent — 100 by Oklahoma, 2017 Sugar

Auburn Bowl History

1937 Bacardi Bowl



Auburn 7
Villanova 7
 January 1, 1937
 Cuban National Sports Festival
 Havana, Cuba

Auburn's bowl history began in 1937 when the Tigers and Villanova tied 7-7 in the Bacardi Bowl, sometimes referred to as the Rhumba Bowl or the Cigar Bowl, the climaxing event of Cuba's annual National Sports Festival.

The game was played in Havana, Cuba, and was the first bowl game to ever be played outside the United States.

An Auburn drive in the first quarter stalled on the 10-yard line where the Wildcats took over on downs. After a Villanova punt, Auburn back Billy Hitchcock broke loose around left end and rambled 40 yards for the Tigers only score. The score at the half was Auburn 7, Villanova 0.

Auburn stopped a Villanova drive on its own 12-yard line during the third quarter but couldn't get field position. Villanova was able to tie the score when they blocked an Auburn quick kick and the ball bounced into the endzone where Wildcat lineman Matthews Kuber fell on it for the score. The PAT tied up the game.

Auburn's return to the States marked an end to more than 11,000 miles of football travel for the 7-2-2 Tigers that finished the season ranked 13th in the nation under coach Jack Meagher.

The game was played in a revolutionary atmosphere. Fulgencio Batista, the dictator who would be overthrown by Fidel Castro 22 years later, had just assumed power.

Auburn	0	7	0	0	—	7
Villanova	0	0	0	7	—	7
AU - Hitchcock 40 run (kick), 2nd VU - Kuber recovered blocked kick in endzone, 4th						
	AU	VU				
First Downs	9	7				
Rushing Yards	152	129				
Passing Yards	29	24				
Passing (C-A-I)	2-12-1	2-6-2				
Total Offense	181	153				
Punts-Avg.	44.0	37.0				
Fumbles Lost	1	1				
Penalty Yards	20	20				
Attendance: 12,000						

The game was almost canceled because Batista's picture was not in the game program. A quick trip to the printer saved the Bacardi Bowl and allowed Auburn's bowl history to get off to a significant and historical beginning.

1938 Orange Bowl



Auburn 6
Michigan State 0
 January 1, 1938
 Orange Bowl
 Miami, Florida

Southeastern Conference officials lifted a ban which forbade SEC teams to play postseason games in bowls other than the Rose and Sugar Bowls and allowed Auburn to play Michigan State in the Orange Bowl.

A capacity crowd of 19,000 fans watched an aggressive Auburn team defeat the powerful Spartans, 6-0 limiting Michigan State to only two first downs, the first coming late in the third quarter, and 57 total offensive yards, 32 yards rushing and 25 passing. Auburn racked up 233 yards on the ground and 79 through the air for 312 total yards.


Auburn's only score was set up by a George Kenmore 60-yard punt return that put the Tigers on the Spartan 36-yard line. On the first play from scrimmage Kenmore passed to Ralph O'Gwynne at the Spartan two-yard line. On fourth and goal from the one, O'Gwynne circled left end for the only score of the game.

Auburn	0	6	0	0	—	6
Michigan St.	0	0	0	0	—	0
AU - O'Gwynne 2 run (kick failed), 2nd						
	AU	MSU				
First Downs	12	2				
Rushing Yards	197	40				
Passing Yards	81	25				
Passing (C-A-I)	4-12-3	2-9-2				
Total Offense	278	65				
Punts-Avg.	10-32.3	12-40.4				
Fumbles/Lost	0/0	0/0				
Penalty Yards	50	40				
Attendance: 18,972						

Coach Jack Meagher's Tigers finished the season with a 6-2-3 record.

Auburn Bowl History

1954 Gator Bowl



Auburn 13
Texas Tech 35
 January 1, 1954
 Gator Bowl
 Jacksonville, Florida

In Auburn's first bowl appearance in 15 years, and first bowl game under Ralph "Shug" Jordan, the Tigers starting offensive backfield included a future Governor of Alabama (Fob James) and a future coach of the University of Georgia (Vince Dooley), but Texas Tech was not impressed and handed the Tigers a 35-13 defeat.

Dooley guided Auburn to a touchdown the first time they had the ball as the Tigers went 60 yards in 10 plays, with James' 21-yard run being a key play in the drive. Bobby Duke scored from the one. A tough Auburn defense held the Red Raiders, the nation's highest scoring team, to just 11 yards in the first quarter. But it wasn't long before they would get on track.

Texas Tech scored early in the second period on a 30-yard pass from Jack Kirkpatrick to Bobby Cavazos. Auburn came back after an intercepted pass, and Dooley scored on a 10-yard run to end the drive. The Tigers led 13-7 at halftime, but it was all downhill from there.

Texas Tech scored the first two times they had the ball in the second half, once after blocking an Auburn punt, to lead at the end of three quarters, 21-13. Two touchdowns on two possessions in the fourth quarter made the final score read Texas Tech 35, Auburn 13.

Auburn	7	6	0	0	—	13
Texas Tech	0	7	14	14	—	35

AU - Duke 1 run (kick), 1st
 TT - Cavazos 30 pass from Kirkpatrick (kick), 2nd
 AU - Dooley 10 run (kick failed), 2nd
 TT - Erwin 53 pass from Kirkpatrick (kick), 3rd
 TT - Cavazos 2 run (kick), 3rd
 TT - Fumble recovered in endzone (kick), 4th
 TT - Cavazos 59 run (kick), 4th

	AU	TT
First Downs	12	11
Rushing Yards	195	226
Passing Yards	72	145
Passing (C-A-I)	6-16-2	6-12-1
Total Offense	267	371
Punts-Avg.	6-30.5	6-33.1
Fumbles Lost	2	0
Penalty Yards	66	83

RUSHING: (AU) Dooley 16-56 (TD), James 6-28, Duke 4-37 (TD), Minor 4-32, Hataway 3-16; (TTU) Cavazos 13-141 (3TD), Jones 2-44, Johnson 7-31, Lewis 5-12, Green 1-11.

PASSING: (AU) Dooley 4-8-1, 49, Freeman 2-7-1, 23, Davis 0-1-0, 0; (TTU) Kirkpatrick 3-4-0, 95, Johnson 1-2-0, 6, Hill 1-1-0, 31, Lewis 1-1-0, 13.

RECEIVING: (AU) N/A.

Attendance: 28,641

1954 Gator Bowl



Auburn 33
Baylor 13
 December 31, 1954
 Gator Bowl
 Jacksonville, Florida

Auburn became the first team to play in the same bowl game twice in the same year when they defeated Baylor 33-13 in the 1954 Gator Bowl. The Tigers had met Texas Tech in the Jan. 1, 1954, Gator Bowl, but then Gator Bowl officials decided to move the game away from New Year's Day.

Baylor fumbled the opening kickoff, Auburn recovered and five plays later "Joltin Joe" Childress scored the first Auburn touchdown.

Baylor came back with a nine-play, 63-yard drive to tie the score at 7-7 at the end of the first quarter.

Auburn's two possessions of the second quarter resulted in a pair of touchdowns, a 43-yard run by Fob James and a four-yard Bobby Freeman to Jimmy Long pass which capped a 92-yard drive. Auburn led at the half, 21-7.

The Tigers scored twice in the second half, sandwiching their scores around a five-play, 66-yard drive by the Bears. Childress capped an

Auburn	7	14	12	0	—	33
Baylor	7	0	6	0	—	13

AU - Childress 7 run (kick), 1st
 BU - Saage 1 run (kick), 1st
 AU - James 43 run (kick), 2nd
 AU - Long 4 pass from Freeman (kick), 2nd
 AU - Childress 3 run (kick failed), 3rd
 BU - Dupre 38 run (kick blocked), 3rd
 AU - Freeman 5 run (kick failed), 3rd

	AU	BU
First Downs	25	16
Rushing Yards	423	105
Passing Yards	53	134
Passing (C-A-I)	3-7-1	10-18-0
Total Offense	476	239
Punts-Avg.	2-41.0	3-42.0
Fumbles Lost	2	4
Penalty Yards	52	25

RUSHING: (AU) Childress 20-134 (2TD), Freeman 12-80 (TD), Middleton 12-60, James 6-71 (TD); (BU) N/A.

PASSING: (AU) Freeman 3-7-1, 53 (TD); (BU) N/A.

RECEIVING: (AU) Hall 1-33, Pyborn 1-16, Long 1-4 (TD); (BU) N/A.

Attendance: 28,426

87-yard Auburn drive with a three-yard run, and the Tigers ended the scoring with a three-play 67-yard drive to win going away, 33-13.

Childress was the game's MVP with 134 yards on 20 carries.


Auburn finished the season with an 8-3 record under Coach Ralph "Shug" Jordan.

Did You Know?

Auburn has played two bowl games in one calendar year 10 times. They are:
 1954: Gator Bowl, Jan. 1 vs. Texas Tech and the Gator Bowl, Dec. 31 against Baylor.
 1972: Sugar Bowl, Jan. 1 vs. Oklahoma and the Gator Bowl, Dec. 30 vs. Colorado
 1984: Sugar Bowl, Jan. 2 vs. Michigan and the Liberty Bowl, Dec. 27 vs. Arkansas.
 1990: Hall of Fame Bowl, Jan. 1 vs. Ohio State and the Peach Bowl, Dec. 29 vs. Indiana.
 1996: Outback Bowl, Jan. 1 vs. Penn State and the Independence Bowl, Dec. 31 vs. Army.
 2001: Citrus Bowl, Jan. 1 vs. Michigan and the Peach Bowl, Dec. 31 vs. North Carolina.
 2003: Capital One Bowl, Jan. 1 vs. Penn State and the Music City Bowl, Dec. 31 vs. Wisconsin
 2007: Cotton Bowl, Jan. 1 vs. Nebraska and the Chick-fil-A Bowl, Dec. 31 vs. Clemson
 2011: BCS National Championship Game, Jan. 10 vs. Oregon and the Chick-fil-A Bowl, Dec. 31 vs. Virginia
 2015: Outback Bowl, Jan. 1 vs. Wisconsin and the Birmingham Bowl, Dec. 30 vs. Memphis

Auburn Bowl History

1955 Gator Bowl



Auburn 13
Vanderbilt 25
 December 31, 1955
 Gator Bowl
 Jacksonville, Florida

It was Auburn's third straight trip to the Gator Bowl and Vanderbilt's first bowl game ever, and that might tell the story of Auburn's 25-13 upset loss to the Commodores.

Vanderbilt scored first on a seven-yard Don Orr to Joe Stephenson pass which was set up by a Howell Tubbs fumble, the first of three for him that day, which gave the Commodores the ball on the Tigers' 39-yard line. Auburn scored early in the second quarter, driving 72 yards for the TD. Tubbs passed to Fob James for 38 yards and the touchdown. Vanderbilt scored quickly, going 76 yards in four plays as Orr scored from the three-yard line. The extra point was not good and the Commodores led at the half, 13-7.

Another Tubbs fumble set up Vanderbilt's first scoring drive of the second half. Recovering at the Auburn 45-yard line, Vanderbilt took eight plays to score with Phil King going over from the one, giving Vanderbilt a 19-7 lead. A poor punt and a 15-yard penalty gave the Commodores the ball on the Auburn 26-yard line after the Tigers were unable to move. On the first play of the fourth quarter, Charlie Horton scored from the Auburn one to give Vanderbilt a 25-7 lead. Auburn finished the scoring with a seven-yard Jimmy Cook to Red Phillips pass at the end of a six-play, 66-yard drive to make the final score 25-13.

Auburn fumbled five times with Vanderbilt recovering all five to set up the Tigers' most disappointing loss of the 1955 campaign. The Tigers finished with an 8-2-1 record.

Joe Childress was voted Auburn's outstanding player.

Auburn	0	7	0	6	—	13
Vanderbilt	7	6	6	6	—	25

VU - Stephenson 7 pass from Orr (kick), 1st
 AU - James 38 pass from Tubbs (kick), 2nd
 VU - Orr 3 run (kick failed), 2nd
 VU - King 1 run (kick failed), 3rd
 VU - Horton 1 run (kick blocked), 4th
 AU - Phillips 4 pass from Cook (kick failed), 4th

	AU	VU
First Downs	15	15
Rushing Yards	159	177
Passing Yards	142	94
Passing (C-A-I)	8-13-1	5-8-0
Total Offense	301	271
Punts-Avg.	3-29.0	4-32.0
Fumbles Lost	6	1
Penalty Yards	59	54


RUSHING: (AU) Childress 15-58, Tubbs 11-25, James 9-43 (TD), Hoppe 6-33, Cook 2-6; (VU) Horton 13-57 (TD), Orr 10-43 (TD), Hunt 6-39, King 10-33, Morgan 1-6, Scalen 1-3, Jakaley 1-(-1), PePoy 2-(-3).

PASSING: (AU) Tubbs 4-9-0, 101 (TD), Cook 3-3-0, 41 (TD), Burbank 0-1-0, 0; (VU) Orr 4-6-1, 67 (TD), Sturm 1-2-0, 27.

RECEIVING: (AU) James 2-51 (TD), Elliott 2-41, Phillips 2-28 (TD), Childress 1-22; (VU) Scalen 2-44, Stephenson 2-23, Brown 1-27.

Attendance: 32,175

1964 Orange Bowl



Auburn 7
Nebraska 13
 January 1, 1964
 Orange Bowl
 Miami, Florida

A trip to the Orange Bowl capped a near perfect season for the Auburn Tigers. Coach "Shug" Jordan led his Tigers to a 9-1 record with a rugged defense and an option offense featuring All-America quarterback Jimmy Sidle and halfback Tucker Frederickson. Auburn had defeated Alabama 10-8 to earn the chance to play the Big Eight powerhouse Nebraska Cornhuskers.

Auburn found itself in the hole on the second play from scrimmage as Nebraska quarterback Dennis Claridge sneaked off right guard for a 68-yard touchdown gallop that left Auburn trailing 7-0 before most of the fans were seated. Two Dave Theissen field goals gave the Cornhuskers a 13-0 lead with over 10 minutes remaining in the first half. That is the lead the Nebraska team took in the locker room.

The "Jekyll and Hyde" Auburn team was as dominating in the second half as they were inept in the first half. Sidle led the resurgence of the Tigers by capping off their only scoring drive with a 13-yard run in the third quarter. With only 1:30 left in the game, the Tigers were on the Nebraska 10-yard line. But a costly motion penalty and an incomplete fourth down desperation pass sealed the Cornhusker victory.

Auburn	0	0	7	0	—	7
Nebraska	10	3	0	0	—	13

NU - Claridge 68 run (Theissen kick), 13:47, 1st
 NU - Theissen 31 FG, 5:26, 1st
 NU - Theissen 36 FG, 13:05, 2nd
 AU - Sidle 13 run (Woodall kick), 3:32, 3rd

	AU	NU
First Downs	17	11
Rushing Yards	126	204
Passing Yards	157	30
Passing (C-A-I)	14-27-1	4-9-0
Total Offense	283	234
Punts-Avg.	6-35.2	7-38.3
Fumbles/Lost	3/1	2/1
Penalty Yards	39	65

RUSHING: (AU) Sidle 25-96 (TD), Rawson 4-14, Frederickson 3-4, Sutton 1-6, Rose 1-(-3), Griffith 1-(-3); (NU) N/A.

PASSING: (AU) Sidle 12-25, 141, Rose 2-2, 16; (NU) N/A.

RECEIVING: (AU) Simpson 4-39, Rose 3-37, Waid 2-34, Ingle 2-22, Lewis 2-15, Sidle 1-10; (NU) N/A.


Attendance: 72,647

Auburn dominated in the second half, combining for 110 rushing yards and 101 passing yards while limiting Nebraska to 43 yards on the ground and nine in the air.

Sidle finished the day with 96 yards rushing on 21 carries.

Auburn Bowl History

1965 Liberty Bowl



Auburn 7
Ole Miss 13
 December 18, 1965
 Liberty Bowl Memorial Stadium
 Memphis, Tennessee

It was the Seventh Annual Liberty Bowl, but the first to be played in the present site of Memphis, Tenn., that saw the Ole Miss Rebels hold off a gallant Auburn comeback to win 13-7.

Ole Miss got the scoring started when Johnny Keyes connected on a 42-yard field goal in the first period. Auburn marched right back and scored when fullback Tom Bryan broke off left tackle and raced 44 yards for the touchdown. The score at halftime was Auburn 7, Ole Miss 3.

The Rebels took the opening kickoff and ran off nine consecutive rushing plays to march to the Tiger six-yard line. From there reserve quarterback Joe Graves went to the air and found wingback Doug Cunningham for a six-yard touchdown pass. The extra point gave Ole Miss a 10-7 lead. Keyes added another field goal to complete the scoring but not the action. Auburn marched deep into Rebel territory. But, with only seconds remaining, the Tigers' desperation fourth down pass fell incomplete, preserving the win for the Rebels.

Auburn	0	7	0	0	—	7
Ole Miss	0	3	7	3	—	13

OM - Keyes 42 FG, 2nd
 AU - Bryan 44 run (Lewis kick), 6:58, 2nd
 OM - Cunningham 6 pass from Graves (Keyes kick), 3rd
 OM - Keyes 30 FG, 11:55, 4th

	AU	OM
First Downs	15	12
Rushing Yards	156	189
Passing Yards	112	24
Passing (C-A-I)	11-24-1	4-12-0
Total Offense	268	213
Punts-Avg.	8-39.0	9-34.8
Fumbles/Lost	0/0	0/0
Penalty-Yards	4-29	5-25

RUSHING: (AU) Bryan 19-111 1 TD; (OM) Dennis 15-75, Heidel 16-72, Wade 13-43.


PASSING: (AU) Bowden 11-24-1-112; (OM) Graves 2-10-0-15 1 TD, Heidel 2-2-0-9.

RECEIVING: (AU) Hardy 4-46, Bryan 3-23; (OM) Matthews 2-9.

Attendance: 38,607

Auburn's Bryan was selected as the game's Most Valuable Player and the Outstanding Back. He finished with 111 rushing yards on 19 carries. Tiger back Robert Fulghum was selected as the Outstanding Defensive Back. Coach "Shug" Jordan's team finished with a 5-5-1 record.

1968 Sun Bowl



Auburn 34
Arizona 10
 December 28, 1968
 Sun Bowl Stadium
 El Paso, Texas

The Tigers broke open a 10-10 half-time deadlock and exploded to a 31st Annual Sun Bowl win in El Paso, Texas.

Auburn jumped to a 10-0 lead early in the game behind a 65-yard scoring pass from quarterback Loran Carter to halfback Mickey Zofko and a 52-yard field goal by John Riley. Arizona came back with a touchdown pass and field goal of their own to tie the score as the players headed for the locker room at the half.

Auburn reserve quarterback Tommy Traylor scampered nine yards to open the second half scoring for the Tigers on their first possession of the half. Two plays later, Buddy McClinton picked off an errant Wildcat pass, one of three interceptions for McClinton, and raced 32 yards for another Auburn score. Riley added another field goal and

Carter flipped a 43-yard touchdown pass to Tim Christian to complete the Tiger scoring.

The game's oddest play occurred when Auburn punter Connie Frederick had a punt blocked by Arizona. The Wildcats almost recovered the loose ball for a touchdown but Frederick managed to get to the ball first and was able to punt the ball a second time.

Auburn's defense combined for a Sun Bowl record of eight interceptions.

McClinton was named the game's Most Valuable Player while teammate David Campbell was named Most Valuable Lineman from his defensive tackle position.

Arizona	0	10	0	0	—	10
Auburn	10	0	14	10	—	34

AU - Riley 52 FG, 2:19, 1st
 AU - Zofko 65 pass from Carter (Riley kick), 0:17, 1st
 UA - Hurley 37 FG, 7:51, 2nd
 UA - Aranson 12 pass from Lee (Hurley kick), 0:54, 2nd
 AU - Traylor 9 run (Riley kick), 3:15, 3rd
 AU - McClinton 31 interception return (Riley kick), 2:51, 3rd
 AU - Christian 42 pass from Carter (Riley kick), 14:19, 4th
 AU - Riley 41 FG, 11:14, 4th

	UA	AU
First Downs	16	12
Rushing Yards	70	147
Passing Yards	164	156
Passing (C-A-I)	13-44-8	7-28-3
Total Offense	234	303
Punts-Avg.	11-34.3	7-26.4
Fumbles/Lost	2/1	3/2
Penalty-Yards	4-38	4-36

RUSHING: (UA) Fuimaono 18-48, Husted 16-35, Gardin 1-22, Lee 2-(-15), Driscoll 8-(-20); (AU) Hurston 14-49, Currier 11-29, Zofko 9-26, Traylor 4-20, Carter 7-14, Ellis 3-8, Clark 4-1, Crawford 2-0.


PASSING: (UA) Lee 6-24-6-89 1 TD, Driscoll 7-20-2-75; (AU) Carter 7-28-3-156 2 TD.

RECEIVING: (UA) Gardin 5-74, Sherwood 2-40, Coddington 2-32, Fuimaono 2-4, Aranson 1-12 1 TD, Mitchell 1-2; (AU) Christian 3-62 1 TD, Zofko 1-65 1 TD, Currier 1-17, Ellis 1-7, Giffin 1-5.

Attendance: 32,302

Auburn Bowl History

1969 Astro-Bluebonnet Bowl



Auburn 7
Houston 36
 December 31, 1969
 Astrodome
 Houston, Texas

Auburn played its first football game indoors losing to Houston 36-7 in the Astro-Bluebonnet Bowl.

Houston executed its veer offense to perfection and executed Auburn in the process. Behind the leadership of sophomore quarterback Gary Mullins, the Cougars piled up Astro-Bluebonnet records for rushing yards with 376 and total yards with 516.

Auburn's Terry Beasley, just a sophomore, fumbled the ball away at the Tiger 29-yard line on the opening kickoff. The Cougars covered those 29 yards in seven plays with Mullins sneaking over from the one-yard line.

Later, Houston capped an 80-yard drive with a Carlos Lopez 27-yard field goal to take a 10-0 lead early in the second quarter. A bowl record 57-yard punt by Auburn's Connie Frederick put Houston back at its own 16-yard line, but the Cougars stormed away with an 84-yard, five-play drive. Strong went 74 yards on the first play of the drive and scored the touchdown on fourth and goal from the one.

Auburn mounted its only scoring drive of the game, going 67 yards in five short plays in the second quarter. A 36-yard halfback pass from Mickey Zofko to Frederick finished the drive. The Tigers seemed to take the momentum into the locker room after blocking a Cougar 25-yard field goal attempt late in the quarter.

Auburn	0	7	0	0	—	7
Houston	7	9	6	14	—	36

UH - Mullins 1 run (kick), 1st
 UH - Lopez 27 FG, 2nd
 UH - Strong 1 run (kick failed), 2nd
 AU - Frederick 36 pass from Zofko (kick), 2nd
 UH - Heiskell 16 run (pass failed), 3rd
 UH - Strong 12 run (kick), 4th
 UH - Mazsiek 20 pass from Clark (kick), 4th

	AU	UH
First Downs	14	25
Rushing Yards	1	376
Passing Yards	188	140
Passing (C-A-I)	13-37-2	10-19-2
Total Offense	189	516
Punts-Avg.	6-36.8	2-42.5
Penalty Yards	26	63

RUSHING: (UH) Strong 34-184, Heiskell 10-70; (AU) Zofko 18-31, Clark 7-32, Sullivan 5-(-41), Traylor 1-(-11).

PASSING: (UH) Mullins 9-17-2-120 1TD, Clark 1-2-0-20 0 TD; (AU) Sullivan 10-30-1-132 0 TD, Zofko 1-1-0-36 1 TD, Traylor 2-5-0-20, Eisenacker 0-1-1-0.

RECEIVING: (UH) Wright 4-62, Thomas 2-35, Odums 2-19, Mozisek 1-20 1 TD, Achey 1-4; (AU) Beasley 6-76, Fredericks 3-59 1 TD, Clark 2-25, Schmalz 1-17, Ross 1-11

Attendance: 55, 203

But Houston took command early in the second half. After receiving the second half kickoff, the Cougars marched 73 yards in eight rushing plays and scored when Ted Heiskell cracked over from the one yard line. The two-point conversion attempt failed and Houston led 22-7. Auburn drove to the Houston 28-yard line before a Rat Riley 45-yard field goal was blocked. Auburn never recovered.

1971 Gator Bowl



Ole Miss 28
Auburn 35
 January 2, 1971
 Gator Bowl
 Jacksonville, Florida

This game was billed as the "Battle of the Quarterbacks," and it was that and more. Auburn had Pat Sullivan, heir apparent to the Heisman Trophy the next year, and Ole Miss had Archie Manning, one of the top QBs in SEC history.

Auburn started off quickly as it was the familiar combination of Sullivan to Terry Beasley for a 13-yard scoring strike with just over three minutes gone in the game. Auburn scored twice more before Ole Miss could retaliate. Sullivan connected with Alvin Bresler for an eight-yard touchdown pass. On the first play from scrimmage after the kickoff, Auburn recovered a Rebel fumble and went up 21 points as Sullivan executed the quarterback draw for 37 yards and a touchdown.

Manning led a Rebel comeback by directing his team to a 79-yard, 10-play drive capping it off with a one-yard run. Manning later connected with Floyd Franks on a 34-yard touchdown pass to cut Auburn's lead to 21-14 at the half.

A 42-yard, Sullivan-to-Beasley pass set up Auburn's first score in the second half, as Mickey Zofko hit off right tackle for a six yard touchdown run early in the third quarter. Manning led his team back again with a 42-yard run to put the Rebels at the Auburn 23-yard line.

Auburn's final score came on a Larry Willingham 55-yard punt return with only nine seconds remaining in the third quarter, to take the Tigers to a 35-21 advantage.

Manning was again the key to the Rebels' final score as he scrambled for a 37-yard gain to the Auburn 34. From there Chumbler went over from the one to cut the Tigers' lead to seven.

RUSHING: (OM) Manning 11-95 1 TD, Ainsworth 11-68, Porter 6-31, Reed 4-16, Knight 1-5, Havard 1-0, Chumbler 4-(-6); (AU) Clark 14-108, Sullivan 10-35, Zofko 11-23, Unger 2-34, Lowry 2-4, Beasley 1-4.


PASSING: (OM) Manning 19-28-1-180 1 TD, Chumbler 4-11-0-76 1 TD; (AU) Sullivan 27-43-1-351 2 TD, Zofko 0-1-0-0.

RECEIVING: (OM) Poole 9-111 1 TD, Franks 7-78 1 TD, Studdard 4-48, Ainsworth 3-19; (AU) Beasley 8-143 1 TD, Clark 7-23, Bresler 4-102 TD, Ross 4-37, Zofko 2-16, Lowry 1-25, Schmalz 1-5.

Attendance: 71,136

Auburn Bowl History

1972 Sugar Bowl



Auburn 22
Oklahoma 40
 January 1, 1972
 Tulane Stadium
 New Orleans, Louisiana

The game was not as close as the score indicated and the score was bad enough. Auburn's long-dreamed-of, much-hoped-for trip to the Sugar Bowl turned into a nightmare as the Oklahoma Sooners, capitalizing on

three first half turnovers, executed their wishbone offense to perfection in building up a 31-0 halftime lead before cruising back to Norman with a 40-22 win.

The Sooners took the opening kickoff 77 yards in 13 plays and ran off over six minutes on the clock as they scored their first touchdown of the day on a Leon Crosswhite four-yard run, giving Oklahoma a quick 6-0 lead. The option was working to perfection five minutes later as quarterback Jack Mildren kept the ball for a five-yard touchdown run. A 71-yard punt return for a touchdown by Joe Wylie following Auburn's next possession opened the flood gates. Mildren scored twice more before the half on runs of four and seven yards to complete the first half whitewash and head into the locker room with a 31-0 lead.

After a 53-yard field goal by the Sooners, Auburn finally got on the scoreboard when Harry Unger dove over right guard from the one yard line. Oklahoma again scored on the option, this time Greg Pruitt sweeping around the left side from two yards out to make the

score 40-7.

Two Oklahoma fumbles set up the Tigers' last two scores as Sullivan connected with Sandy Cannon for an 11 yard touchdown pass and Unger again dove over from the one yard line. Final score, Oklahoma 40 - Auburn 22.

Oklahoma	19	12	3	6	—	40
Auburn	0	0	7	15	—	22

OU - Crosswhite 4 run (kick failed), 4:01, 1st
 OU - Mildren 5 run (Carroll kick), 3:05, 1st
 OU - Wylie 71 punt return (pass failed), 1:55, 1st
 OU - Mildren 4 run (run failed), 3:28, 2nd
 OU - Mildren 7 run (pass failed), 0:47, 2nd
 OU - Carroll 53 FG, 8:57, 3rd
 AU - Unger 1 run (Jett kick), 7:54, 3rd
 OU - Pruitt 2 run (kick failed), 9:25, 4th
 AU - Cannon 11 pass from Sullivan (Jett kick), 3:44, 4th
 AU - Unger 1 run (Beck run), 2:45, 4th

	OU	AU
First Downs	28	15
Rushing Yards	439	40
Passing Yards	11	250
Passing (C-A-I)	1-4-0	20-45-2
Total Offense	450	290
Punts-Avg.	5-35.4	5-45.2
Fumbles/Lost	5/2	4/1
Penalty-Yards	3-12	0-0

RUSHING: (OU) Mildren 30-149 3 TD, Pruitt 18-95 1 TD, Crosswhite 17-78, 1 TD, Bell 5-37, Welch 6-27, Wylie 5-25, Marshall 2-18, Stokely 2-18, Harrison 2-(-8); (AU) Unger 6-38 2 TD, Lowry 5-12, Henley 5-8, Sullivan 3-(-18).

PASSING: (OU) Mildren 1-4-0-11; (AU) Sullivan 20-44-1-250 1 TD, Beasley 0-1-0-0.

RECEIVING: (OU) Chandler 1-11; (AU) Beasley 6-117, Unger 5-36, Schmalz 3-52, Henley 3-28, Cannon 1-11 1 TD, Lowry 1-6, Robinette 1-0.

Attendance: 84,031

1972 Gator Bowl



Auburn 24
Colorado 3
 December 30, 1972
 Gator Bowl
 Jacksonville, Florida

No one gave Auburn much of a chance in this, the 28th Annual Gator Bowl Classic. The Colorado Buffaloes were bigger, stronger and said to be quicker and meaner. Auburn lost its starting quarterback Randy Walls to a

knee injury at the start of the bowl practice and had to bring on virtually unknown and untested Wade Whatley to lead the offense. Those experts who didn't think Auburn had a chance just didn't know these Tigers. The Tigers were predicted to finish with a 2-9 record against the nation's toughest schedule. Instead they finished with a 10-1 record and earned the nickname "The Amazin's" because they never seemed to know the odds and they never admitted defeat. The Tigers defeated No. 2 ranked and unbeaten Alabama 17-16 after blocking two consecutive punts for touchdowns in the final minutes of the game. Coach "Shug" Jordan called "The Amazin's" his favorite team.

Gardner Jett opened the Tiger scoring in the Gator Bowl with a 27-yard field goal early in the second quarter of action. A Colorado fumble on the ensuing possession gave the ball to the Tigers on the Buffalo 16-yard line. Five plays later, Whatley slid over from the one for Auburn's first touchdown.

Auburn's second touchdown of the game came with just over six minutes to play in third quarter when the Tigers executed the halfback pass to perfection. Mike Fuller received the pitch from Whatley and connected with Rob Spivey for a 22-yard score capping a six-play, 56-yard drive. Colorado scored its only points of the game on a 33-yard Fred Lima field goal with 7:30 left to play in the game, which ended an 80-yard 14-play drive.

The Tigers retaliated with a fake field goal that resulted in Auburn's final score. Holder Dave Beck took the snap, straightened up and threw to Dan Nugent for a 16-yard touchdown with one minute left to play to make the final score.

Colorado	0	0	0	3	—	3
Auburn	0	10	7	7	—	24

AU - Jett 52 FG, 14:16, 2nd
 AU - Whatley 1 run (Jett kick), 12:00, 2nd
 AU - Spivey 22 pass from Fuller (Jett kick), 3:32, 3rd
 CU - Lima 33 FG, 7:31, 4th
 AU - Nugent 16 pass from Beck (Jett kick), 1:10, 4th

	CU	AU
First Downs	14	13
Rushing Yards	63	153
Passing Yards	204	80
Passing (C-A-I)	20-33-2	5-8-0
Total Offense	267	233
Punts-Avg.	5-39.8	7-40.7
Fumbles/Lost	3/2	3/1
Penalty-Yards	5-47	4-30
Time of Possession	25:05	34:55

RUSHING: (CU) Matthews 8-34, Davis 14-12, Johnson 6-10, Campbell 1-7; (AU) R.Fuller 12-72, Linderman 15-37, Henley 18-24, Whatley 13-20 1 TD.

PASSING: (CU) Johnson 17-29-2-169, Duenas 3-4-0-35; (AU) Whatley 3-6-0-42, M.Fuller 1-1-0-22 1 TD, Beck 1-1-0-16 1 TD.

RECEIVING: (CU) Davis 7-10, Cain 4-45, Keyworth 3-55, Elwood 3-49, Collier 2-43, Campbell 1-2; (AU) Spivey 1-22 1 TD, Cannon 1-17, Nugent 1-16 1 TD, Henley 1-13, Gates 1-12.

Attendance: 71,114

Auburn Bowl History

1973 Sun Bowl



Auburn 17
Missouri 34

December 29, 1973
Sun Bowl
El Paso, Texas

Missouri's defense kept Auburn's offense off balance from the opening kickoff and stormed away with a 34-17 win in the 39th Annual Sun Bowl.

Auburn was able to score first following a Missouri fumble which Auburn's Rusty Deen recovered at the Missouri 49. Auburn's seven play drive could only muster 30 yards and the Tigers settled for a 35-yard Roger Pruett field goal.

After an exchange of punts, Missouri recovered an Auburn fumble at the AU 35-yard line. One play later, Missouri had the lead as quarterback Chuck Link passed to John Kelsey for the TD.

Missouri scored again one minute later following another Auburn fumble. Ray Bybee scored on a two-yard run capping a three-play, 24-yard drive.

Missouri continued to move the ball, scoring on a 10 play 48-yard drive, with Ray Smith connecting with Kelsey from two yards for his second touchdown, and a 21-3 Missouri lead.

With 3:08 to play in the first half, Auburn started on its only real offensive threat of the game. Quarterback Phil Gargis passed to Thomas Gossom from 17 yards out. Only eight seconds remained in the half and Auburn had cut the lead to 21-10.

On the ensuing kickoff, Missouri's John Moseley took the ball 84 yards for the touchdown. Missouri went to the locker room with a comfortable 28-10.

Missouri opened the second half scoring on a five-play, 33-yard drive that began after recovering an Auburn fumble. Smith found Jim Sharp in the corner of the endzone on a 14-yard scoring strike to make Missouri's lead 34-10.

Auburn	0	10	7	0	—	17
Missouri	0	28	6	0	—	34

AU - Pruett 35 FG, 13:39, 2nd
MU - Kelsey 35 pass from Link (Hill kick), 10:14, 2nd
MU - Bybee 2 run (Hill kick), 9:16, 2nd
MU - Kelsey 2 pass from Smith (Hill kick), 3:08, 2nd
AU - Gossom 17 pass from Gargis (Pruett kick), 0:08, 2nd
MU - Moseley 84 kickoff return (Hill kick), 0:00, 2nd
MU - Sharp 15 pass from Smith (kick failed), 4:11, 3rd
AU - Gossom 32 pass from Gargis (Pruett kick), 0:34, 3rd

	AU	MU
First Downs	11	20
Rushing Yards	113	295
Passing Yards	120	95
Passing (C-A-I)	7-15-1	7-14-1
Total Offense	233	390
Punts-Avg.	6-45.7	6-37.0
Fumbles/Lost	5/4	4/1
Penalty-Yards	1-5	2-29


RUSHING: (AU) McIntyre 10-46, Neel 7-26, Fuller 5-11, Linderman 3-9, Harbuck 2-9, Gargis 8-6, Ward 1-5, Whatley 5-1; (MU) Bybee 27-127 1 TD, Reamon 23-110, Moss 6-23, Smith 5-18, Muse 1-16, Kelsey 2-14, Mulkey 3-4, Cook 1-2.

PASSING: (AU) Gargis 7-15-1-120 2 TD; (MU) Smith 7-12-0-60 2 TD, Link 1-2-1-35 1 TD.

RECEIVING: (AU) Spivey 3-56, Gossom 2-39 2 TD, Arnold 1-10, McIntyre 1-5; (MU) Kelsey 2-37 2 TD, Sharp 2-26 1 TD, Reamon 2-22, Bybee 2-11.

Attendance: 30,127

1974 Gator Bowl



Texas 3
Auburn 27

December 30, 1974
Gator Bowl
Jacksonville, Florida

The Auburn Tigers made their sixth Gator Bowl appearance, and their third in five years, a success when they defeated the Darrell Royal-coached Texas Longhorns 27-3. Had not Auburn fumbled seven times, a bowl record, the score might have been even more embarrassing as the Tigers dominated from the opening kickoff.

The Tigers stopped the Longhorns on the Texas four-yard line following the opening kickoff and Texas never seemed to recover. Auburn got its first chance with the ball at its 40-yard line and promptly drove 60 yards for its first touchdown. The drive was capped when quarterback Phil Gargis connected with Ed Butler for a seven-yard score.

A Longhorn fumble gave the Tigers the ball at the Texas 27. Two Mitzi Jackson runs covered the distance to the endzone as Auburn went up 14-0 with only nine minutes gone in the game.

Texas started a drive on its own 23-yard line. The Longhorns moved the ball to the Auburn 18-yard line, behind the running of freshman running back, Earl Campbell, before the drive sputtered. The Longhorns settled for a Billy Scott 35-yard field goal with 1:00 left

to play in the first quarter and Auburn led 14-3.

When Texas tried to punt the ball away from inside its own 10-yard line, Auburn's Jim McKinney blocked the punt out of the endzone for a safety.

Auburn scored its final points in the fourth quarter. Gargis passed to Butler for 14 yards and a touchdown for one score. The Tiger 29-yard drive was set up by a Mike Fuller interception of a Texas pass. Gargis passed to Dan Nugent for the two-point conversion. Chris Wilson kicked a 28 yard field goal with 0:09 showing on the game clock.

Texas	3	0	0	0	—	3
Auburn	14	2	0	11	—	27

AU - Butler 7 pass from Gargis (Wilson kick), 8:08, 1st
AU - Jackson 2 run (Wilson kick), 6:25, 1st
UT - Schott 35 FG, 0:59, 1st
AU - Safety, punt blocked through endzone, 6:38, 2nd
AU - Butler 14 pass from Gargis (Gargis pass to Nugent), 5:34, 4th
AU - Wilson 28 FG, 0:09, 4th

	UT	AU
First Downs	14	19
Rushing Yards	203	256
Passing Yards	98	70
Passing (C-A-I)	10-21-3	7-13-2
Total Offense	301	326
Punts-Avg.	4-28.8	2-45.5
Fumbles/Lost	5/4	7/5
Penalty-Yards	5-37	6-70
Time of Possession	28:06	31:54

RUSHING: (UT) Campbell 23-91, Akins 11-40, Wyatt 5-33, Clayburn 5-21, Ingram 1-13, Walker 1-3, Pressley 3-2; (AU) McIntyre 19-89, Jackson 10-64 1 TD, Gargis 14-51, Neel 6-24, Burks 4-16, Henley 1-5, Gates 1-4, Harbuck 1-3, Ward 1-2, Vacarella 3(-2).


PASSING: (UT) Akins 9-16-1-70, Pressley 1-5-2 TD; (AU) Gargis 6-11-2-60 2 TD, Vacarella 1-1-0-10, Neel 0-1-0-0.

RECEIVING: (UT) Clayburn 3-16, Ingram 2-19, Padgett 2-15, Thompson 1-28, Samford 1-14, Wyatt 1-8; (AU) Nugent 2-22, Butler 2-21 2 TD, Neel 1-15, Henley 1-10, Gossom 1-2.

Attendance: 63,811

Auburn Bowl History

1982 Tangerine Bowl



Boston College 26
Auburn 33

December 18, 1982
Tangerine Bowl
Orlando, Florida

The Auburn Tigers, 8-3 on the year and yearning for national recognition, defeated Boston College 33-26 before a sellout crowd of 51,296 in the Tangerine Bowl.

The Tigers faced one of the nation's best passers in BC quarterback Doug Flutie, but in the end it was Auburn, not Boston College, who lived by the pass. Auburn QB Randy Campbell was named the game's Most Valuable Player, narrowly edging teammates Lionel James who gained 101 yards on 18 carries, and Mark Dorminey, who intercepted one of Flutie's passes and was the

game's most valuable defensive player.

The Tigers traveled by land as well as air. Ten Auburn backs carried the football, with James' 101 yards and Bo Jackson's two touchdowns leading the way. In all, Auburn gained 490 yards against BC; 313 rushing, 177 passing.

Auburn led 23-10 at the half and stretched the lead to 33-10 before Boston College mounted a comeback against Auburn reserves. The Eagles scored on the last play of the game for the 33-26 final.

BC	7	3	0	16	—	26
Auburn	3	20	10	0	—	33

BC - Flutie 5 run (Snow kick), 10:49, 1st
 AU - Del Greco 19 FG, 5:07, 1st
 AU - Jackson 1 run (Del Greco kick), 11:34, 2nd
 AU - Howell 2 run (Del Greco kick), 4:49, 2nd
 BC - Snow 34 FG, 3:41, 2nd
 AU - Jackson 6 run (pass failed), 0:46, 2nd
 AU - Del Greco 23 FG, 8:44, 3rd
 AU - Pratt 15 run (Del Greco kick), 1:10, 3rd
 BC - Nizolek 2 pass from Flutie (Flutie pass to Nizolek), 10:55, 4th
 BC - Brennan 16 pass from Flutie (Flutie run), 0:00, 4th

	BC	AU
First Downs	24	27
Rushing Yards	115	313
Passing Yards	299	177
Passing (C-A-I)	22-38-2	10-16-1
Total Offense	414	490
Punts-Avg	3-34.3	2-32.0
Fumbles/Lost	3/3	4/1
Penalty-Yards	2-38	3-30
Time of Possession	24:47	35:13

RUSHING: (BC) Stradford 15-67, Krystoforski 3-19, Brennan 1-17, Flutie 14-12 1 TD, Bell 1-0; (AU) James 17-101, Jackson 14-64 2 TD, Pratt 9-59, Evans 2-30, C.Campbell 2-21, R.Campbell 9-17, O'Neal 7-17, Walker 1-3, Howell 1-2, Washington 2-(-1).

PASSING: (BC) Flutie 22-38-2-299 2 TD; (AU) R.Campbell 10-16-1-177.

RECEIVING: (BC) Brennan 7-149 1 TD, Phelan 4-69, Nizolek 3-12 1 TD, Schoen 2-19, Krystoforski 2-15, Stradford 2-13, Zdanek 1-23, Biestek 1-(-1); (AU) Woods 3-67, Edwards 3-55, Beauford 1-34, West 1-14, Jackson 1-11, Walker 1-(-4).

Attendance: 51,296

1984 Sugar Bowl



Michigan 7
Auburn 9

January 2, 1984
Louisiana Superdome
New Orleans, Louisiana

Al Del Greco's 19-yard field goal with 23 seconds remaining in the game gave Auburn a hard fought 9-7 win over Michigan and its first Sugar Bowl Championship.

It was Del Greco's third field goal of the night as the Coral Gables, Fla., senior accounted for all of Auburn's scoring. In addition to the game winner, Del Greco had kicks of 31 and 32 yards.

Auburn's Bo Jackson was the game's leading rusher, gaining 130 yards on 22 carries. Jackson, closing out a brilliant sophomore season which saw him become a consensus All-American, was named winner of the Miller-Digby Trophy as the game's outstanding player.

Auburn's winning drive covered 60 yards in 16 plays. The Tigers took possession on their own 39 with 7:44 left in the game. The ball was on the Michigan one when Auburn elected to kick the field goal rather than go for a touchdown on fourth and one.

Michigan	7	0	0	0	—	7
Auburn	0	0	3	6	—	9

UM - S.Smith 4 run (Bergerno kick), 7:30, 1st
 AU - Del Greco 31 FG, 6:17, 3rd
 AU - Del Greco 32 FG, 8:51, 4th
 AU - Del Greco 19 FG, 0:23, 4th

	UM	AU
First Downs	12	21
Rushing Yards	118	301
Passing Yards	125	21
Passing (C-A-I)	9-25-1	2-6-1
Total Offense	243	322
Punts-Avg	8-38.3	4-42.0
Fumbles/Lost	2/1	4/3
Penalty-Yards	6-49	3-15
Time of Possession	22:28	37:32

RUSHING: (UM) Rogers 17-86, S.Smith 9-14 1 TD, Garrett 5-18; (AU) Jackson 22-130, Agee 16-93, James 18-83, Collins 2-1, Campbell 9-(-6).

PASSING: (UM) S.Smith 9-25-1-125; (AU) Campbell 2-6-1-21.


RECEIVING: (UM) Markray 3-68, Bean 3-32, Nelson 3-20; (AU) James 1-15, Jackson 1-6.

Attendance: 77,893

Coach Pat Dye's Tigers finished with an 11-1 record, the SEC Championship, and a third place national ranking in the AP, UPI and USA Today polls. The New York Times computer poll ranked the Tigers No. 1 based on results and schedule difficulty. Auburn's 1984 opponents averaged winning 70 percent of their games, not counting the games with Auburn.

Auburn Bowl History

1984 Liberty Bowl



Auburn 21
Arkansas 15
 December 27, 1984
 Liberty Bowl Memorial Stadium
 Memphis, Tennessee

Halfback Bo Jackson closed out his injury-shortened junior season with a Liberty Bowl MVP performance against the Razorbacks of Arkansas. Jackson gained 88 yards on 18 carries and scored two touchdowns, with his final score the

difference in the game.

Arkansas scored first with 7:27 in the first quarter on a 31-yard field goal by Greg Horne. But with 3:00 left in the first period, Jackson capped off an 80-yard drive as he scored on a 2-yard run. Robert McGinty's PAT attempt was no good.

Auburn scored again before the first quarter was over when freshman cornerback Kevin Porter stepped in front of Arkansas quarterback Brad Taylor's intended receiver and raced 35 yards for a touchdown. Quarterback Pat Washington ran in for the two-point conversion. Porter's interception was the first of four interceptions the Auburn defense recorded in the game.

Arkansas made the score 14-9 with 11:56 remaining in the game when fullback Marshall Foreman scored from two yards out, three plays after Arkansas had recovered an Auburn fumble on the Tiger 6-yard line. The Hogs' two-point attempt failed.

Auburn	14	0	0	7	—	21
Arkansas	3	0	0	12	—	15

UA - Horne 31 FG, 7:27, 1st		
AU - Jackson 2 run (kick failed), 3:00, 1st		
AU - Porter 35 interception return (Washington run), 1:17, 1st		
UA - Foreman 2 run (pass failed), 11:56, 4th		
AU - Jackson 39 run (Knapp kick), 5:38, 4th		
UA - Shibest 25 pass from Taylor (kick blocked), 3:10, 4th		

	AU	UA
First Downs	13	20
Rushing Yards	168	130
Passing Yards	84	226
Passing (C-A-I)	5-15-0	19-40-4
Total Offense	252	356
Punts-Avg.	9-37.9	4-38.3
Fumbles/Lost	1/1	0/0
Penalty-Yards	8-56	8-60
Time of Possession	29:42	30:18


RUSHING: (AU) Jackson 18-88 2 TD, Agee 4-29, Campbell 2-21, Ware 6-14, Jessie 3-9, Fullwood 11-4, Washington 3-4, Burger 1-1, Mann 1-(-2); (UA) Foreman 15-62 1 TD, Thomas 9-56, Forte 1-11, Edmonds 3-8, Tatum 1-3, Nutt 1-1, Taylor 7-(-11).

PASSING: (AU) Washington 5-12-0-84, Burger 0-2-0-0, Mann 0-1-0-0; (UA) Taylor 18-34-2-201 1 TD, Nutt 1-6-2-25.

RECEIVING: (AU) Jackson 1-25, Beauford 1-24, Gainous 1-17, Weygand 1-10, Collins 1-8; (UA) Edmonds 10-68, Shibest 5-84 1 TD, Young 1-32, White 1-24, Lueders 1-15, Miller 1-3.

Attendance: 50,180

1986 Cotton Bowl



Auburn 16
Texas A&M 36
 January 1, 1986
 Cotton Bowl
 Dallas, Texas

Auburn took its 8-3 regular season record to Dallas, Texas, to face SWC Champion Texas A&M in the 50th annual Cotton Bowl Classic. The bowl marked the fourth-consecutive bowl game for the Tigers and the fulfillment

of a commitment by the players to play in a New Year's Day contest.

Heisman Trophy winner Bo Jackson's five-yard touchdown burst early in the first quarter gave the Tigers an early 7-0 lead, but two score by the Aggies gave A&M the lead, 12-7, at the end of the first period.

With 8:28 remaining in the first half, Jackson took a pass from QB Pat Washington and raced 73 yards for a touchdown to again give Auburn the lead 13-12. But a 26-yard field goal by Aggie PK Scott Slater with 50 seconds remaining in the half would give Texas A&M the lead for good.

Auburn	7	6	3	0	—	16
Texas A&M	12	3	6	15	—	36

AU - Jackson 5 run (C.Johnson kick), 13:52, 1st
 A&M - H.Johnson 11 run (kick failed), 6:12, 1st
 A&M - Woodside 22 run (pass failed), 3:00, 1st
 AU - Jackson 73 pass from Washington (run failed), 8:28, 2nd
 A&M - Slater 26 FG, 0:50, 2nd
 A&M - Tony 21 run (pass failed), 12:13, 3rd
 AU - C.Johnson 26 FG, 7:19, 3rd
 A&M - Woodside 9 pass from Murray (Bernstine run), 2:22, 4th
 A&M - Toney 1 run (Slater kick), 0:03, 4th

	AU	A&M
First Downs	16	21
Rushing Yards	198	186
Passing Yards	154	292
Passing (C-A-I)	7-17-2	16-26-1
Total Offense	352	478
Punts-Avg.	5-43.8	5-45.0
Fumbles/Lost	2/1	1/1
Penalty-Yards	1-5	5-45
Time of Possession	30:46	29:14

RUSHING: (AU) Jackson 31-129 1 TD, Agee 5-36, Ware 8-31, Fullwood 5-25, Washington 5-(-23); (A&M) Toney 17-72 1 TD, Vick 15-67, Woodside 3-32, 1 TD, H.Johnson 5-22 1 TD, Nelson 1-2, Murray 4-(-9).

PASSING: (AU) Washington 2-7-0-82 1 TD, Burger 5-10-2-72; (A&M) Murray 16-26-1-292 1 TD.

RECEIVING: (AU) Jackson 2-73 1 TD, Parks 2-32, Weygand 1-31, Agee 1-9, Tillman 1-9; (A&M) Bernstine 6-108, Woodside 3-88 1 TD, Walker 3-40, Thompson 1-19, Nelson 1-14, Harris 1-13, Webb 1-10.

Attendance: 73,137


Auburn managed only a field goal in the second half, a 26-yarder by freshman Chris Johnson, while Texas A&M romped to a 36-16 victory.

Twice in the fourth quarter, Auburn failed to convert fourth-down situations, one halting a drive at the Aggie two-yard line.

QB Pat Washington was two of seven for 82 yards and was replaced due to injury in the second quarter by Jeff Burger, who was five for 10 for 72 yards. Bo Jackson capped off his Heisman season by rushing for 129 yards on 31 carries and one touchdown and catching two passes for 73 yards and a touchdown. He was named the offensive Player of the Game.

Auburn Bowl History

1987 Citrus Bowl



Auburn 16
Southern Cal 7
 January 1, 1987
 Florida Citrus Bowl
 Orlando, Florida

Auburn's January 1 date with Southern California in Orlando's Citrus Bowl marked the fifth consecutive bowl game for the Tigers, the third New Year's Day Bowl.

The Tigers' 9-2 regular season had left them one victory shy of becoming only the fifth team in Auburn history to win 10 games in a single season. Auburn's all-time football record stood at 499 victories. A 16-7 triumph over USC, the nation's winningest bowl team, gave the Tigers their 10-2 record and the 500th all-time Auburn win.

USC was the first on the scoreboard when linebacker Marcus Cotton intercepted a Jeff Burger pass and returned it 24 yards for a Trojan touchdown. But those were the only points USC scored the rest of the day.

In the second period, the Tigers culminated an 80-yard drive with Burger hitting tight end Walter Reeves with a three-yard touchdown pass. With 1:30 remaining in the first half, All-America tailback Brent Fullwood ran in from four yards out for a score. PK Chris Knapp kicked his second PAT of the quarter to give Auburn a 14-7 lead.

With 4:48 left, OLB Aundray Bruce hit USC QB Rodney Peete in the backfield, causing a fumble which was recovered by a teammate, Nate Hill on the Auburn 48-yard line.

The Auburn defense held strong throughout the second half. In the fourth quarter, Auburn DT Tracy Rocker dropped Peete for a 13-yard sack and a safety, making the score 16-7.

Bruce, who recorded three QB sacks and caused a fumble which set up an Auburn scoring drive, was voted the overall Citrus Bowl MVP.

Auburn finished the season ranked sixth in the nation in the final AP poll and eighth in the UPI rankings.

USC	7	0	0	0	—	7
Auburn	0	14	0	2	—	16

USC - Cotton 24 pass interception (Shafer kick), 10:17, 1st
 AU - Reeves 3 pass from Burger (Knapp kick), 8:04, 2nd
 AU - Fullwood 4 run (Knapp kick), 1:30, 2nd
 AU - Safety, Peete tackled by Rocker in endzone, 8:35, 4th

	USC	AU
First Downs	10	19
Rushing Yards	44	200
Passing Yards	113	90
Passing (C-A-I)	12-31-4	8-18-2
Total Offense	157	290
Punts-Avg.	4-41.5	8-37.9
Fumbles/Lost	1/1	2/2
Penalty-Yards	6-40	9-84
Time of Possession	23:00	37:00


RUSHING: (USC) Holt 9-34, Knight 8-9, Emanuel 3-4, Peete 10(-3); (AU) Fullwood 28-152 1 TD, Harris 12-31, Jessie 10-23, Bolton 1-9, Agee 2-7, Joseph 3-6, Ware 2-3, Burger 4(-31).

PASSING: (USC) Peete 12-30-4-113, Tanner 0-1-0-0; (AU) Burger 8-18-2-90 1 TD.

RECEIVING: (USC) Affholter 6-66, White 1-17, Green 1-8, Jackson 1-8, McKee 1-8, Tanner 1-4, Knight 1-2; (AU) Reeves 3-23 1 TD, Gainous 2-40, Fullwood 2-15, Harris 1-12.

Attendance: 51,113

1988 Sugar Bowl



Syracuse 16
Auburn 16
 January 1, 1988
 Louisiana Superdome
 New Orleans, Louisiana

A 9-1-1 regular-season record and the 1987 Southeastern Conference championship earned the Tigers a trip to New Orleans and a January 1 date with unbeaten Syracuse in the USF&G Sugar Bowl.

Sophomore kicker Win Lyle's 30-yard field goal with one second remaining in the game gave the Sugar Bowl the first tie in its 54-year history, a 16-16 deadlock.

The game matched the best of the South against the best of the East — the sixth-ranked Tigers and the fourth-ranked Orangemen. Auburn's first touchdown was set up on a 58-yard flanker reverse pass from wide receiver Duke Donaldson to wide receiver Lawyer Tillman. With 5:45 remaining in the first quarter, quarterback Jeff Burger hit

Tillman for a 17-yard score.

The Tigers held a 10-7 lead at halftime, but the Orangemen tied it at 10-10 by the end of the third quarter. Syracuse kicker Tim Vesling booted field goals of 32 and 38 yards in the fourth quarter while Auburn's Lyle was good on tries of 41 and 30 yards, the final kick tying the game for good.

Tillman, the game's leading receiver with six catches for 125 yards, was named the game's offensive MVP by ABC-TV.

The trip to New Orleans was Auburn's fourth New Year's Day bowl game in five years.

Syracuse	0	7	3	6	—	16
Auburn	7	3	0	6	—	16

AU - Tillman 17 pass from Burger (Lyle kick), 5:47, 1st
 SU - Glover 12 pass from McPherson (Vesling kick), 14:54, 2nd
 AU - Lyle 40 FG, 0:47, 2nd
 SU - Vesling 27 FG, 5:34, 3rd
 AU - Lyle 41 FG, 13:27, 4th
 SU - Vesling 32 FG, 8:53, 4th
 SU - Vesling 38 FG, 2:04, 4th
 AU - Lyle 30 FG, 0:01, 4th

	SU	AU
First Downs	23	14
Rushing Yards	174	41
Passing Yards	140	229
Passing (C-A-I)	11-21-0	25-34-1
Total Offense	314	270
Punts-Avg.	5-35.6	6-44.8
Fumbles/Lost	2/0	1/0
Penalty-Yards	2-20	5-43
Time of Possession	37:35	22:25

RUSHING: (SU) Orummon 17-82, Johnston 14-50, McPherson 20-31, Owens 4-11; (AU) Danley 13-42, Ware 4-3, Weygand 1(-2), Burger 4(-2).

PASSING: (SU) McPherson 11-21-0-140 1 TD; (AU) Burger 24-33-1-171 1 TD, Donaldson 1-1-0-58.

RECEIVING: (SU) Glover 6-91 1 TD, Kane 2-30, Kelly 1-8, Johnston 1-6, Drummond 1-5; (AU) Danley 7-34, Tillman 6-125 1 TD, Donaldson 4-14, Reeves 3-20, Weygand 2-15, Ware 2-0, Bolton 1-15.

Attendance: 75,495

Auburn Bowl History

1989 Sugar Bowl



Florida State 13
Auburn 7

January 2, 1989
Louisiana Superdome
New Orleans, Louisiana

Auburn lost to Florida State 13-7 in one of the most exciting Sugar Bowls ever played.

The Tigers spotted FSU a 13-0 lead early in the second quarter, then came roaring back and almost overtook the

Seminoles in the final seconds of the game.

Seminole tailback Sammie Smith became the first back in more than two years to gain 100 yards rushing against Auburn.

Then the Tigers began their run. Auburn scored on a 20-yard pass from Reggie Slack to All-America tight end Walter Reeves to cut the FSU lead to six points.

Florida St.	10	3	0	0	—	13
Auburn	0	7	0	0	—	7

FSU - D. Williams 2 run (Andrews kick), 9:48, 1st
FSU - Mason 35 FG, 5:57, 1st
FSU - Mason 31 FG, 11:00, 2nd
AU - Reeves 20 pass from Slack (Lyle kick), 4:09, 2nd

	FSU	AU
First Downs	21	18
Rushing Yards	148	108
Passing Yards	157	162
Passing (C-A-I)	14-27-1	19-33-3
Total Offense	305	270
Punts-Avg.	4-35.0	4-35.8
Fumbles/Lost	2/1	3/2
Penalty-Yards	6-45	5-65
Time of Possession	33:35	26:25

RUSHING: (FSU) Smith 24-115, Carter 7-25, Williams 7-16 1 TD, Butts 1-6, Floyd 1-5, Dawsey 1-0, S.Ferguson 6-(-19); **(AU)** Danley 19-68, Joseph 8-47, Harris 4-6, Weygand 1-(-4), Slack 4-(-9).

PASSING: (FSU) S.Ferguson 14-26-1-157, Johnson 0-1-0-0; **(AU)** Slack 19-33-3-162 1 TD.

RECEIVING: (FSU) Anthony 3-47, Carter 3-25, O'Malley 2-31, Williams 2-20, Dawsey 2-10, Johnson 1-16, Butts 1-8; **(AU)** Taylor 5-35, Danley 5-2, Tillman 4-48, Weygand 3-40, Reeves 2-37 1TD.


Attendance: 61,934

The Tigers had another first-half threat when linebacker Smokey Hodge intercepted an FSU pass and returned it to the FSU 25, but a fumble at the 12 cost Auburn a scoring opportunity.

Time and time again in the second half, the Auburn defense stopped Florida State scoring threats, and with three minutes left, the Tigers began their move to glory from their own four-yard line.

Auburn converted three fourth down plays as it moved down field, but with five seconds left, an intercepted pass ended Auburn's hopes of victory and gave Auburn a 1-1-1 record in three Sugar Bowl appearances under Coach Pat Dye.

1990 Hall of Fame Bowl



Ohio State 14
Auburn 31

January 1, 1990
Tampa Stadium
Tampa, Florida

Reggie Slack led the No. 9-ranked Tigers to victory on New Year's Day as they defeated the Ohio State Buckeyes. Auburn started off slow with Slack throwing two interceptions in the first minutes of play. But when Stacy Danley

got the wind knocked out of him, the Tigers began playing a different game.

With the Buckeyes leading 14-3 in the second quarter, Shane Wasden returned a punt 34 yards to Ohio State's 33. As the clock was ticking down, Slack threw 11 yards to Greg Taylor for a touchdown.

In their first three possessions in the second half, the Tigers scored three times and led OSU 31-14. The big drive came in the second possession of third quarter with Auburn winning 17-14. The Tigers went 80 yards in 16 plays. On third and 11 at the OSU 41, Slack threw to

Ohio State	7	7	0	0	—	14
Auburn	3	7	7	14	—	31

OSU - Snow 1 run (O'Morrow kick), 6:50, 1st
AU - Lyle 19 FG, 2:14, 1st
OSU - B. Stableim 9 pass from Frey (O'Morrow kick), 13:36, 2nd
AU - Taylor 11 pass from Slack (Lyle kick), 0:11, 2nd
AU - Taylor 4 pass from Slack (Lyle kick), 9:50, 3rd
AU - Slack 5 run (Lyle kick), 9:22, 4th
AU - Casey 2 pass from Slack (Lyle kick), 7:20, 4th

	OSU	AU
First Downs	18	21
Rushing Yards	66	171
Passing Yards	232	141
Passing (C-A-I)	16-31-1	16-23-2
Total Offense	298	312
Punts-Avg.	7-41.1	5-40.8
Fumbles/Lost	1/0	1/0
Penalty-Yards	5-33	2-15
Time of Possession	28:13	31:47

RUSHING: (OSU) S.Graham 12-53, Snow 13-42 1 TD, Lee 2-0, Dumas 1-(-1), Frey 8-(-28); **(AU)** Danley 20-85, Williams 10-46, Joseph 7-43, Strong 2-7, A.Wright 1-4, Slack 5-(-14) 1 TD.


PASSING: (OSU) Frey 16-31-1-232 1 TD; **(AU)** Slack 16-22-2-141 3 TD, McIntosh 0-1-0-0.

RECEIVING: (OSU) J.Graham 5-103, Olive 4-55, Snow 3-30, Palmer 1-25, B.Stableim 1-9 1 TD, Lee 1-5, S.Graham 1-5; **(AU)** A.Wright 4-59, Taylor 4-33, 2 TD, Joseph 3-20, Casey 2-15, 1 TD, Wasden 1-9, Danley 1-8, Cherry 1-(-3).

Attendance: 61,934

Auburn Bowl History

1990 Peach Bowl



Indiana 23
Auburn 27

December 29, 1990
Atlanta-Fulton County Stadium
Atlanta, Georgia

Quarterback Stan White put the lid on a late Auburn come-from-behind win when he scampered one yard on a fourth-down bootleg to lift Auburn to a 27-23 win over Indiana in the 1990 Peach Bowl.

White's game-winning touchdown was his second of the day as the Tigers finished the 1990 season 8-3-1. For his efforts the freshman was named the Offensive MVP of the game. Auburn linebacker Darrel Crawford was named the Defensive MVP as the Tigers limited Indiana to just 220 yards total offense.

Auburn opened the scoring with White's first touchdown of the day, a six-yard run with 3:37 to play in the first quarter. Indiana tied the game at 7-7 on the final play of the first period when Trent Green

scored from three yards out.

Auburn scored on an 11-yard White to Alex Smith pass and tacked on a 26-yard Jim Von Wyl field goal to take a 17-10 lead into the half.

Following a scoreless third period, the Hoosiers took a 23-17 lead into the game's final minutes on the strength of two more touchdown runs by Green. Green's third touchdown of the day came with just 2:27 to play.

White and receiver Herbert Casey converted on a pair of critical third down situations on Auburn's final drive of the game to set up White's game winner in the last bowl game Auburn would play with Pat Dye as head coach.

Indiana	7	3	0	13	—	23
Auburn	7	10	0	10	—	27

AU - White 5 run (Von Wyl kick), 11:23, 1st
IU - Green 3 run (Bonnell kick), 0:00, 1st
AU - Smith 11 pass from White (Von Wyl kick), 12:09, 2nd
IU - Bonnell 42 FG, 5:57, 2nd
AU - Von Wyl 26 FG, 1:23, 2nd
AU - Von Wyl 43 FG, 11:34, 4th
IU - Green 2 run (run failed), 6:32, 4th
IU - Green 6 run (Bonnell kick), 2:27, 4th
AU - White 1 run (Von Wyl kick), 0:39, 4th

	IU	AU
First Downs	15	24
Rushing Yards	121	89
Passing Yards	99	351
Passing (C-A-I)	10-19-0	31-48-0
Total Offense	220	440
Punts-Avg.	5-41.4	3-23.0
Fumbles/Lost	1/1	2/2
Penalty-Yards	6-55	12-75
Time of Possession	31:51	28:09


RUSHING: (IU) Dunbar 21-81, Thompson 5-17, Miller 3-16, Green 14-7 3 TD; (AU) Williams 12-52, Smith 5-24, Joseph 5-20, Richardson 3-4, White 5-(-2) 2 TD.

PASSING: (IU) Green 10-19-0-99; (AU) White 31-48-0-351 1 TD.

RECEIVING: (IU) Thomas 3-43, Turner 3-26, Coleman 2-26, Dunbar 2-4; (AU) Hall 9-74, Casey 7-159, Baxter 4-22, Wasden 3-21, Hines 2-25, Joseph 2-16, Williams 2-12, Smith 1-11 1 TD, Overton 1-11.

Attendance: 38,912

1996 Outback Bowl



Penn State 43
Auburn 14

January 1, 1996
Tampa Stadium
Tampa, Florida

Under dark skies and incessant rain, Auburn's first bowl appearance in five years was anything but pleasant. Penn State routed the Tigers, 43-14.

Penn State opened the game with a 64-yard drive, but was stopped at the Auburn one after three downs inside the Tiger five. Brett Conway converted a 19-yard field goal for a 3-0 lead.

PSU's Richardson was intercepted by Dell McGee at the Penn State 36. Five downs later, Auburn quarterback Patrick Nix connected with freshman receiver Robert Baker for a 25-yard touchdown and a 7-3 lead.

Conway field goals of 22- and 38-yards put Penn State on top to stay at 9-7.

Auburn took possession deep in its own territory with 1:43 remaining in the half. On third down with 19 seconds left, Nix, on the run, threw an ill-advised pass down the sideline that fell into the hands of free safety Kim Herring.

Penn State quickly went to work. Richardson completed a 43-yard pass down the left sideline to Joe Jurevicius at the Auburn eight. With five seconds left, Richardson found running back Mike Archie over the middle for a score.

The Nittany Lions scored on all four possessions in the third quarter. In the first drive, Richardson capped an eighty-yard effort with a nine-yard strike to Ingram.

Midway through the fourth, following a Penn State fumble, Auburn mounted a 43-yard scoring drive. Fullback Kevin McLeod raced up the middle for a touchdown and a final margin of 43-14.

Penn State	3	13	27	0	—	43
Auburn	0	7	0	7	—	14

PSU - Conway 19 FG, 8:18, 1st
AU - Baker 25 pass fro Nix (Hawkins kick), 12:39, 2nd
PSU - Conway 22 FG, 9:14, 2nd
PSU - Conway 38 FG, 1:43, 2nd
PSU - Archie 8 pass from Richardson (Conway kick), 0:05, 2nd
PSU - Ingram 9 pass from Richardson (Conway kick), 9:51, 3rd
PSU - Pitts 4 pass from Richardson (pass failed), 7:27, 3rd
PSU - Enis 1 run (Conway kick), 4:20, 3rd
PSU - Ingram 20 pass from Richardson (Conway kick), 3:21, 3rd
AU - McLeod 12 run (Hawkins kick), 5:49, 4th

	PSU	AU
First Downs	22	19
Rushing Yards	266	220
Passing Yards	221	94
Passing (C-A-I)	14-29-1	8-33-2
Total Offense	487	314
Punts-Avg.	4-35.7	8-39.1
Fumbles/Lost	1/0	5/2
Penalty-Yards	6-35	5-39
Time of Possession	32:11	27:49

RUSHING: (PSU) Pitts 15-118, Milne 12-82, Archie 5-41, Enis 12-24, 1 TD, Sload 2-4, Eberly 1-(-1), McQueary 1-(-1), D.Ostrosky 1-(-1); (AU) Davis 12-119, Morrow 10-39, Craig 11-34, McLeod 2-20 1 TD, Beasley 2-9, Goodson 0-4, Nix 3-(-5).

PASSING: (PSU) Richardson 13-24-1-217 4 TD, McQueary 1-4-0-4, Archie 0-1-0-0; (AU) Nix 5-25-2-48 1 TD, Craig 3-8-0-46.

RECEIVING: (PSU) Ingram 4-113 2 TD, Olsommer 2-21, Scott 2-17, Archie 2-14 1 TD, Jurevicius 1-43, Milne 1-5, Pitts 1-4 1 TD, Stephenson 1-4; (AU) Bailey 1-32, Baker 1-25 1 TD, Dillard 1-12, Hand 1-8, Goodson 1-8, Gosha 1-5, Fuller 1-4, McLeod 1-2.

Attendance: 65,313

Auburn Bowl History

1996 Independence Bowl



Army 29
Auburn 32

December 31, 1996
Independence Stadium
Shreveport, Louisiana

Army's J. Parker's 27-yard field goal attempt with 29 seconds remaining sailed wide right as Auburn held off a late Cadet charge to win the 1996 Independence Bowl, 32-29.

In winning its first bowl game in six years, Auburn utilized the talents of quarterback Dameyune Craig. Craig threw for an Independence and Auburn bowl record 370 yards while rushing for 75 more in earning Offensive MVP honors.

Craig led Auburn to the game's first 20 points, throwing touchdown strikes to Tyrone Goodson (30 yards) and Willie Gosha (seven yards) and setting up a pair of Jaret Holmes field goals.

Meanwhile, the Tiger defense held Army's option attack in check for most of the first half. The Cadets finally got on the scoreboard when Bobby Williams scored with 1:27 remaining in the first half to make it 20-7, Auburn.

Auburn built its lead to 32-7 in the third quarter on a 33-yard scramble

Army	0	7	0	22	—	29
Auburn	10	10	12	0	—	32

AU - Holmes 31 FG, 10:59, 1st
AU - Goodson 30 pass from Craig (Holmes kick), 5:20, 1st
AU - Gosha 7 pass from Craig (Holmes kick), 12:17, 2nd
AU - Holmes 49 FG, 3:15, 2nd
ARMY - B.Williams 3 run (Parker kick), 1:15, 2nd
AU - Craig 33 run (pass failed), 8:51, 3rd
AU - R.Williams 18 run (pass failed), 1:04, 3rd
ARMY - Perry 12 run (Parker kick), 12:44, 4th
ARMY - B.Williams 1 run (Parker kick), 5:52, 4th
ARMY - Richardson 30 pass from McAda (B.Williams run), 1:27, 4th

	ARMY	AU
First Downs	21	27
Rushing Att.-Yards	58-239	36-107
Passing Yards	148	370
Passing (C-A-I)	9-16-0	24-42-1
Total Offense	387	531
Punts-Avg	6-43.0	2-41.5
Fumbles/Lost	1/1	3/2
Penalty-Yards	3-20	5-47
3rd Down Conv.	4-of-13	7-of-16
Time of Possession	30:12	29:48


RUSHING: (ARMY) Perry 19-80 1 TD, B.Williams 11-79 2 TD, McAda 13-46, Brizic 9-33, Hewitt 5-21, Thomas 1(-20); (AU) Craig 13-75 1 TD, R.Williams 12-72 1 TD, Beasley 8-5, McLeod 2-5, Cooper 1-4.

PASSING: (ARMY) McAda 9-16-0-148 1 TD; (AU) Craig 24-42-1-370 2 TD.

RECEIVING: (ARMY) B.Williams 3-74, Richardson 2-59 1 TD, Thomas 1-13, Brizic 1-6, Leshinski 1-5, Perry 1(-9); (AU) Gosha 10-132 1 TD, Baker 5-103, Bailey 4-39, Goodson 2-78 1 TD, Cooper 2-15, McCovery 1-3.

Attendance: 41,366

1998 Peach Bowl



Clemson 17
Auburn 21

January 2, 1998
Georgia Dome
Atlanta, Georgia

Auburn scored 15 fourth-quarter points to support a tenacious Tiger defensive effort in a 21-17 Peach Bowl win over Clemson.

Auburn trailed 17-6 entering the final stanza, but cut the lead to 17-12 on Dameyune Craig's 22-yard scramble early in the quarter.

Five minutes later, Rusty Williams put the Tigers ahead to stay, 18-17, with a seven-yard run. Jaret Holmes added a 22-yard field goal, his third of the day, with 4:11 left.

Auburn's defense dominated the game, holding Clemson under 100 yards in both rushing (60) and passing (86) and to just 146 yards total. Auburn held Clemson to just four first downs and had just one of 14 third-down attempts converted against it.

Holmes' career-long 52-yard field goal gave Auburn a 3-0 with 9:49 left in the first quarter. But Clemson took the lead midway through the second quarter after blocking a Holmes' punt. Chad Speck returned the block 18 yards for a touchdown and a 7-3 Clemson lead.

Auburn trimmed the lead to 7-6 with a 24-yard Holmes field goal before halftime, but another blocked punt set up another Clemson touchdown with 5:15 left in the third.

Clemson	0	7	10	0	—	17
Auburn	3	3	0	15	—	21

AU - Holmes 52 FG, 9:49, 1st
CU - Speck 18 blocked punt return (Richardson kick), 6:31, 2nd
AU - Holmes 24 FG, 4:15, 2nd
CU - Witherspoon 2 run (Richardson kick), 5:15, 3rd
CU - Richardson 48 FG, 1:48, 3rd
AU - Craig 22 run (pass failed), 13:29, 4th
AU - R.Williams 7 run (pass failed), 8:45, 4th
AU - Holmes 22 FG, 4:11, 4th

	CU	AU
First Downs	4	18
Rushing Att.-Yards	27-60	36-107
Passing Yards	86	259
Passing (C-A-I)	11-25-1	15-44-0
Total Offense	146	366
Punts-Avg	9-43.7	6-25.8
Fumbles/Lost	1/0	1/1
Penalty-Yards	5-59	7-63
3rd Down Conv.	1-of-14	5-of-18
Time of Possession	28:06	31:54

RUSHING: (CU) Priester 19-74, Austin 3-3, Witherspoon 1-2 1 TD, Greene 4(-7); (AU) R.Williams 18-71 1 TD, Craig 9-25 1 TD, Carter 4-7, Beasley 5-4.


PASSING: (CU) Greene 11-25-1-86; (AU) Craig 15-44-0-259.

RECEIVING: (CU) Austin 3-32, Home 2-10, Hall, 2-6, Wofford, 2-5, Gardner 1-27, Lawyer 1-6; (AU) Bailey 4-119, Goodson 4-65, Poor 4-43, R.Williams 1-33, Lowe 1-8, Beasley 1(-9).

Attendance: 71,212

Auburn Bowl History

2001 Florida Citrus Bowl



Auburn 28
Michigan 31
 January 1, 2001
 Florida Citrus Bowl
 Orlando, Florida

The 20th-ranked Auburn Tigers made a late fourth quarter charge, but fell short, losing to 17th-ranked Michigan Wolverines, 31-28, in the Capital One Florida Citrus Bowl.

The Tigers utilized the arm of senior quarterback Ben Leard, who set two Auburn bowl records by throwing for 394 yards and three touchdowns. Answering a first quarter 31-yard Wolverine touchdown pass from Drew Henson to David Terrell, Leard threw his first touchdown to Ronney Daniels in the second quarter to tie the game at 7-7.

Auburn took the lead as Leard hit senior Clifton Robinson on a 20-yard touchdown with 11:04 left of the half. But Henson connected on a four-yard pass to B.J. Askew to tie the game at 14-14. Michigan regained the lead on an 11-yard scamper from Anthony Thomas to end the first half at 21-14.

Michigan built its lead to 28-14 in the third quarter as Thomas, named the game's MVP, entered the endzone on a 25-yard burst, his longest of the day. Auburn junior running back Rudi Johnson crossed the goal line with 4:08 to go in the third, to bring Auburn within seven, 28-21. The Wolverines connected on a 41-yard field goal by Hayden Epstein to increase their lead to 31-21 to end the quarter.

Leard responded by connecting with freshman Deandre Green on a 21-yard pass in the endzone to trim Michigan's lead to three, 31-28, with 2:26 to go.

Duval's ensuing on-side kick was recovered by Michigan and the Wolverines ran out the clock to earn the 31-28 win.

Leard was named Auburn's offensive MVP while Javor Mills, who recorded six tackles and two sacks, was the Tigers' defensive MVP.

Auburn	0	14	7	7	—	28
Michigan	7	14	10	0	—	31

UM - Terrell 31 pass from Henson (Epstein kick), 6:27, 1st
 AU - Daniels 19 pass from Leard (Duval kick), 14:17, 2nd
 AU - C. Robinson 20 pass from Leard (Duval kick), 11:04, 2nd
 UM - Askew 4 pass from Henson (Epstein kick), 6:41, 2nd
 UM - Thomas 11 run (Epstein kick), 0:54, 2nd
 AU - Thomas 25 run (Epstein kick), 6:41, 3rd
 AU - Johnson 12 run (Duval kick), 4:08, 3rd
 UM - Epstein 41 field goal, 1:35, 3rd
 AU - Green 21 pass from Leard (Duval kick), 2:26, 4th

	AU	UM
First Downs	23	21
Rushing Att.-Yards	35-92	42-159
Passing Yards	394	294
Passing (C-A-I)	28-37-2	15-21-0
Total Offense	486	453
Punts-Avg.	3-42.7	4-43.5
Fumbles/Lost	2/1	2/1
Penalty-Yards	7-60	2-20
Time of Possession	30:03	29:57

RUSHING: (AU) Johnson 25-85 (TD), Evans 3-16, C. Robinson 1-4, Carter 2-(-2), Leard 4-(-11); (UM) Thomas 32-182 (2 TD), Bellamy 3-13, Cross 1-0, Henson 6-(-36).

PASSING: (AU) Leard 28-37-2, 394 (3 TD); (UM) Henson 15-20-0, 294 (2 TD), Thomas 0-1-0, 0.

RECEIVING: (AU) Daniels 7-98 (TD), Willis 5-69, Evans 4-51, Green 4-49 (TD), C. Robinson 3-70 (TD), Carter 3-42, Johnson 2-15; (UM) Terrell 4-136 (TD), Walker 4-100, Thomas 4-32, Askew 3-26 (TD).

Attendance: 66,928

2001 Chick-fil-A Peach Bowl



Auburn 10
North Carolina 16
 December 31, 2001
 Georgia Dome
 Atlanta, Georgia

A New Year's Eve invitation to the Chick-fil-A Peach Bowl pitted 7-4 Auburn against 7-5 North Carolina. In a defensive battle, North Carolina held off a late fourth quarter charge to beat Auburn, 16-10, in the Georgia Dome in

Atlanta.

In the first quarter, North Carolina recovered a fumble and returned it 18 yards to the Tiger 10-yard line. Two plays later, North Carolina tailback Willie Parker took the ball off right end for the UNC touchdown.

The only other score in the half came when the Tar Heels drove the ball 84 yards resulting in a field goal by kicker Jeff Reed.

North Carolina came out of halftime and added to their lead as Peach Bowl Offensive MVP QB Ronald Curry scrambled 62 yards for a touchdown putting UNC ahead 16-0.

The Auburn defense responded well, not allowing any more points for the rest of the game and treated football fans to a play that will be remembered in Auburn football history.

An errant Darian Durant pass was snatched out of the air by whip Karlos Dansby as he was falling out of bounds. Dansby then tossed the ball to linebacker Dontarrius Thomas to complete an amazing interception. The play was later nominated for the ESPY Awards' "Most Spectacular Play" of the year.

The Auburn offense, feeding off the momentum from the interception, moved the ball down the field. Jason Campbell connected with Casinious Moore on an 11-yard pass that set up Damon Duval's 34-yard field goal with 13:16 left in the game.

After recovering a muffed snap late in the fourth quarter, backup QB Daniel Cobb connected with tight end Lorenzo Diamond, who rumbled 12 yards for an Auburn touchdown, pulling the Tigers within six points.

North Carolina recovered the ensuing onside kick to hold on for the 16-10 win.

N. Carolina	7	3	6	0	—	16
Auburn	0	0	0	0	—	10

UNC - Parker 10 run (Reed kick), 9:34, 1st
 UNC - Reed 22 field goal, 0:55, 2nd
 UNC - Curry 62 run (Reed kick failed), 8:25, 3rd
 AU - Duval 34 field goal, 13:16, 4th
 AU - Diamond 12 pass from Cobb (Duval kick), 1:18, 4th

	UNC	AU
First Downs	12	12
Rushing Att.-Yards	40-174	32-31
Passing Yards	114	145
Passing (C-A-I)	13-21-1	18-28-2
Total Offense	288	186
Punts-Avg.	3-39.8	9-49.3
Fumbles/Lost	1/1	0/0
Penalty-Yards	9-73	4-26
3rd Down Conv.	4-of-15	2-of-13
Time of Possession	32:02	27:58

RUSHING: (UNC) Parker 19-131 (TD), Curry 10-67, Lewis 3-6, Williams 2-0, Team 3-(-5), Durant 2-(-12), Lafferty 1-(-13); (AU) Brown 6-28, Butler 8-22, Moore 5-21, Campbell 8-1, Johnson 1-0, Carter 1-(-7), Team 3-(-34).

PASSING: (UNC) Durant 7-14-1, 76; Curry 5-6-0, 25; Lafferty 1-1-0, 13; (AU) Campbell 12-18-1, 74; Cobb 6-10-1, 71 (TD).

RECEIVING: (UNC) Aiken 7-73, Parker 3-24, Davis 3-17; (AU) Daniels 3-21, Willis 3-17, Diamond 2-17 (TD), Moore 2-16, Walkins 2-16, Johnson 2-14, Carter 1-21, Ratliff 1-18, McIntyre 1-8, Brown 1-(-4).

Attendance: 71, 827

Auburn Bowl History

2003 Capital One Bowl



Auburn 13
Penn State 9

January 1, 2003
Florida Citrus Bowl
Orlando, Florida

On a warm and windy day in Orlando, the 19th-ranked Auburn Tigers knocked off 10th-ranked Penn State behind a stymieing defense and Capital One Bowl MVP Ronnie Brown's 184-yard, two-touchdown

performance. Penn State's Larry Johnson, who finished third in the Heisman Trophy balloting, was unable to get on track as Auburn's defense limited him to only 72 yards on 20 carries.

Auburn fumbled on its first possession giving Penn State the ball on the 15-yard line, but the Nittany Lions were forced to settle for a 21-yard Robbie Gould field goal.

The Auburn defense held the Nittany Lion offense the rest of the half, allowing only a 27-yard field goal by Gould.

After a sluggish first half, the Tigers came out in the third quarter with a run-dominated offensive scheme and Ronnie Brown punished the Penn State defenders to the tune of 119 second-half yards.

Auburn took its first possession of the second half and marched 74 yards, scoring on a one-yard Brown touchdown run, which put Auburn ahead, 7-6. The fast Tiger defense took control, allowing Penn State only 31 yards of offense in the third quarter.

Penn State replaced quarterback Zack Mills with Michael Robinson, who sparked the Nittany Lion offense to a fourth quarter field goal, putting Penn State up 9-7.

On Auburn's next possession, Damon Duval's punt was downed at the one-yard line pinning Penn State deep in its own territory.

After a short punt by Penn State, Auburn drove the ball inside the red zone, where Ronnie Brown bounced a run to the outside taking it 17 yards for the game winning touchdown.

Brown's 184 yards rushing were the most ever by an Auburn player in a bowl, and it was the most yards rushing by anyone in the 2003 bowl season. Dontarrius Thomas was named the game's defensive MVP after helping hold Penn State to just 268 yards.

Penn State	3	3	0	3	—	9
Auburn	0	0	7	6	—	13

PSU - Gould 21 field goal, 10:26, 1st
PSU - Gould 27 field goal, 1:44, 2nd
AU - Brown 1 run (Duval kick), 3:52, 3rd
PSU - Gould 31 field goal, 10:10, 4th
AU - Brown 17 run (pass failed), 2:19, 4th

	PSU	AU
First Downs	15	12
Rushing Att.-Yards	36-170	50-200
Passing Yards	98	78
Passing (C-A-I)	10-27-1	10-17-1
Total Offense	268	278
Punts-Avg.	5-38.2	4-48.2
Fumbles/Lost	2/1	3/1
Penalty-Yards	7-68	9-84
3rd Down Conv.	3-of-14	7-of-16
Time of Possession	27:49	32:11


RUSHING: (PSU) Johnson 20-72, Mills 9-56, M. Robinson 5-30, Smith 1-10, Jefferson 1-2; (AU) Brown 37-184 (2 TD), Smith 5-10, Campbell 8-6.

PASSING: (PSU) Mills 8-24-1, 67; M. Robinson 2-3-0, 31; (AU) Campbell 10-17-1, 78.

RECEIVING: (PSU) T. Johnson 2-54, Kranchick 2-15, L. Johnson 2-8, M. Robinson 2-7, McHugh 1-8, Williams 1-6; (AU) Aromashodu 2-18, R. Johnson 2-17, Diamond 1-11, Obomanu 1-11, Daniels 1-9, M. Willis 1-6, Smith 1-5, Brown 1-1.

Attendance: 66,334

2003 Gaylord Hotels Music City Bowl



Wisconsin 14
Auburn 28

December 31, 2003
The Coliseum
Nashville, Tennessee

With the combination of a stellar defensive performance that included six sacks and the leadership of MVP Jason Campbell, Auburn put together 14 fourth-quarter points en route to a 28-14 Music City Bowl win over Wisconsin.

After a scoreless first period, Wisconsin started the second quarter by driving to the Auburn seven-yard line where the Badgers had a first and goal, but Auburn's defense forced Wisconsin to settle for a 20-yard field goal for a 3-0 lead.

Auburn responded on the next drive as Ronnie Brown gained 43 yards on six carries culminating with a one-yard touchdown to give the Tigers a 7-3 lead. Wisconsin managed another field goal before the half to make the score 7-6 at the intermission.

Auburn struck first in the second half, going 80 yards on 16 plays and taking 7:16 off the clock. Carnell Williams finished the drive with a one-yard plunge up the middle for the touchdown.

In the fourth quarter, Jim Sorgi led Wisconsin on a 52-yard drive, capping it with a 12-yard pass to Lee Evans for a touchdown and a two-point conversion pass to tie the game at 14.

The Badgers seemed to have the momentum in their favor until Carlos Rogers deflected a pass that Will Herring intercepted on the Auburn 13-yard line. Two plays later, Campbell connected with Jeris McIntyre on third and eight for a 51-yard gain to the Wisconsin 34-yard line. It took Auburn just three more plays to put it in the end zone as

Brown scored for the second time from two yards out.

Auburn put an exclamation point on the game during the ensuing Wisconsin drive when Reggie Torbor and Karlos Dansby sandwiched Sorgi, causing a fumble. T.J. Jackson recovered it, and two plays later Auburn put the final points on the board with a one-yard run by Williams to make the score 28-14.

Campbell passed for 138 yards, rushed for 67 yards and engineered two fourth-quarter scoring drives. Auburn's defense held Wisconsin to 261 yards. Torbor collected 2.5 sacks and Dansby totaled a team-high 10 tackles including 1.5 sacks.

Wisconsin	0	6	0	8	—	14
Auburn	0	7	7	14	—	28

UW - Allen 20 field goal, 9:44, 2nd
AU - Brown 1 run (Vaughn kick), 4:37, 2nd
UW - Allen 35 field goal, 2:42, 2nd
AU - Williams 1 run (Vaughn kick), 1:32, 3rd
UW - Evans 12 pass from Sorgi (Daniels pass from Sorgi), 8:52, 4th
AU - Brown 2 run (Vaughn kick), 3:30, 4th
AU - Williams 1 run (Vaughn kick), 1:37, 4th

	UW	AU
First Downs	18	15
Rushing Att.-Yards	37-128	40-203
Passing Yards	203	157
Passing (C-A-I)	17-29-1	11-23-1
Total Offense	331	360
Punts-Avg.	4-38.5	8-45.2
Fumbles/Lost	0/0	0/0
Penalty-Yards	4-25	8-66
3rd Down Conv.	6-of-14	6-of-14
Time of Possession	31:00	29:00

RUSHING: (UW) Davis 17-77, Evans 3-19, Bernstein 1-2, Smith 4-1, Stocco 1-(-14), Sorgi 10-(-26); (AU) Williams 18-68 (2 TD), Campbell 9-67, Brown 13-62 (2 TD).


PASSING: (UW) Sorgi 13-22-1, 169 (TD); Stocco 4-7-0, 34; (AU) Campbell 10-22-1, 138; Williams 1-1-0, 19.

RECEIVING: (UW) Williams 6-57, Evans 4-51, Charles 3-48, Daniels 1-14, Bernstein 1-8, Smith 1-6; (AU) McIntyre 3-74, Daniels 3-40, Johnson 2-21, Taylor 1-13, Obomanu 1-6, Brown 1-3.

Attendance: 55,109

Auburn Bowl History

2005 NOKIA Sugar Bowl



Virginia Tech 13
Auburn 16
 January 3, 2005
 Louisiana Superdome
 New Orleans, Louisiana

Auburn completed a perfect season as the No. 3 Tigers held off a late Virginia Tech rally for a 16-13 victory in the NOKIA Sugar Bowl at the Louisiana Superdome. The win improved the Tigers' record to 13-0

and ensured the first 13-win season in school history.

Auburn, just the seventh team to go undefeated in league play since the Southeastern Conference went to divisional play in 1992, jumped out to a 16-0 lead in the first three quarters before the Hokies got on the board. Two late fourth-quarter scores allowed Virginia Tech back into the game, but an onside kick with two minutes left was recovered by the Tigers.

Jason Campbell, voted the NOKIA Sugar Bowl's Most Valuable Player, threw for 189 yards on 11-of-16 passing and one score. Campbell, who played his last game in an Auburn uniform, connected with Devin Aromashodu on a 5-yard touchdown pass late in the third quarter, giving the Tigers a 16-0 advantage.

The tandem of senior running backs Ronnie Brown and Carnell Williams rushed for 68 and 61 yards, respectively.

Placekicker John Vaughn connected on three field goals in the first half from 23, 19 and 24 yards to send the Tigers to a 9-0 lead entering halftime. The three field goals tied an Auburn record in a bowl game, last set by Jaret Holmes at the 1998 Peach Bowl.

After Campbell connected with Aromashodu for a 16-0

Virginia Tech	0	0	0	13	—	13
Auburn	6	3	7	0	—	16

AU - Vaughn 23 field goal, 8:44, 1st
 AU - Vaughn 19 field goal, 1:10, 1st
 AU - Vaughn 24 field goal, 1:50, 2nd
 AU - Aromashodu 5 pass from Campbell (Vaughn kick), 10:39, 3rd
 VT - Morgan 29 pass from Randall (Randall pass failed), 6:58, 4th
 VT - Morgan 80 pass from Randall (Pace kick), 2:01, 4th

	VT	AU
First Downs	19	14
Rushing Att.-Yards	22-76	43-110
Passing Yards	299	189
Passing (C-A-I)	21-38-2	11-16-1
Total Offense	375	299
Punts-Avg	5-35.2	4-43.0
Fumbles/Lost	0/0	1/1
Penalty-Yards	7-57	4-35
3rd Down Conv.	3-of-12	6-of-15
Time of Possession	26:26	33:34

RUSHING: (VT) Randall 9-45, Imoh 6-16, Humes 6-10, Hamilton 1-5; (AU) Brown 14-68, C. Williams 19-61.

PASSING: (VT) Randall 21-38-2, 299 (2TD); (AU) J. Campbell 11-16-1, 189 (TD).

RECEIVING: (VT) Hyman 5-71, Morgan 3-126 (2 TD), Royal 3-37, King 3-12, Clowney 2-23, Mazzetta 1-20, Humes 1-10; (AU) Taylor 5-87, Mix 2-68, C. Williams 2-(-6), Wallace 1-35, Aromashodu 1-5 (TD).

Attendance: 77,349

AU lead, Virginia Tech's Josh Morgan found the end zone twice -- the first on a 29-yard reception from Bryan Randall and the second on an 80-yarder with two minutes to play.

The win gave Auburn three straight bowl game victories, a first for the school since 1982-84. It also sent Auburn to its 15th straight victory dating back to the 2003 season, the program's longest since 1993-94 and second longest streak in school history. The 15 consecutive wins gave the Tigers national prominence as the third-longest in the nation at the end of the season, trailing only Southern California and Utah.

2006 Capital One Bowl



Wisconsin 24
Auburn 10
 January 2, 2006
 Citrus Bowl
 Orlando, Florida

Brian Calhoun rushed for 213 yards and one touchdown and John Stocco passed for 301 yards and two scores as Wisconsin defeated Auburn, 24-10, in the 2006 Capital One Bowl. The loss snapped Auburn's three-game bowl winning streak.

ning streak.

Wisconsin took a 17-0 lead into halftime, but the Tigers scored 10 straight points to pull within 17-10 early in the fourth quarter. Brandon Cox found Courtney Taylor for a 9-yard score at the 14:49 mark of the fourth to pull Auburn within seven.

However, Calhoun rushed for a 33-yard touchdown less than two minutes later, giving the Badgers the final 24-10 outcome.

Cox finished 15-of-33 for 137 yards and one touchdown, while Kenny Irons rushed for 88 yards -- giving him 1,293 on the season - the sixth-best single-season mark in Auburn history.

Ben Obomanu ended his Auburn career with five receptions for 62 yards. His senior counterpart, Anthony Mix, caught two passes for 11 yards, giving him 1,010 yards in his career.

Wisconsin opened the game's scoring when Stocco found Brandon Williams on a 30-yard reception at the 7:55 mark of the first quarter.

UW's Taylor Mehlhaff connected on his only field goal of the day, a 19-yarder, at the end of the first quarter, then watched as Stocco found

Owen Daniels for a 13-yard touch-

down pass in the second quarter. John Vaughn connected on a 19-yard field goal, his 12th of the season, in the third quarter to put Auburn on the board.

Defensively, David Irons led the Tigers with 11 tackles.

Senior Wayne Dickens posted his second multiple-sack game of the season, finishing with two, while Stanley McClover had one.

Wisconsin	10	7	0	7	—	24
Auburn	0	0	3	7	—	10

UW - B. Williams 30 pass from Stocco (Mehlhaff kick), 7:55, 1st
 UW - Mehlhaff 19 field goal, 0:21, 1st
 UW - Daniels 13 pass from Stocco (Mehlhaff kick), 7:19, 2nd
 AU - Vaughn 19 field goal, 11:54, 3rd
 AU - Taylor 9 pass from Cox (Vaughn kick), 14:49, 4th
 UW - Calhoun 33 run (Mehlhaff kick), 13:22, 4th

	UW	AU
First Downs	24	19
Rushing Att.-Yards	42-247	35-99
Passing Yards	301	137
Passing (C-A-I)	15-27-0	15-33-1
Total Offense	69-548	68-236
Punts-Avg	3-45.3	6-45.7
Fumbles/Lost	2/1	1/1
Penalty-Yards	7-56	5-35
3rd Down Conv.	7-of-15	4-of-14
Time of Possession	31:48	29:12

RUSHING: (UW) Calhoun 20-213 (TD), B. Williams 4-35, Walker 2-9, Team 1-0, Stocco 5-(-10); (AU) K. Irons 22-88, Lester 7-31, Obomanu 1-8, Cox 5-(-28).


PASSING: (UW) Stocco 15-27-0, 301 (2TD); (AU) Cox 15-33-1, 137 (TD).

RECEIVING: (UW) B. Williams 6-173 (TD), Orr 4-74, Daniels 3-46 (TD), Calhoun 1-8, J. Walker 1-0; (AU) Obomanu 5-62, Aromashodu 2-16, Taylor 2-14 (TD), Mix 2-11, K. Irons 1-21, Lester 1-9, Wallace 1-4, Slaughter 1-0.

Attendance: 57,221

Auburn Bowl History

2007 AT&T Cotton Bowl Classic



Auburn 17
Nebraska 14

January 1, 2007
Cotton Bowl
Dallas, Texas

John Vaughn's 42-yard field goal in the third quarter proved to be the game winner as Auburn took the 71st AT&T Cotton Bowl Classic with a 17-14 victory over Nebraska in Dallas.

Vaughn connected on his 20th field goal of the season at the 6:20 mark of the third quarter, the game's only points of the second half, to give Auburn its 11th win of the season for the fourth time in school history.

The Auburn defense was stout against Nebraska, limiting the Cornhuskers to just 230 yards of total offense, including 73 in the second half. Karibi Dede began the defense's dominance in the first half, intercepting a Zac Taylor pass and returning it 52 yards to the Nebraska 9-yard line.

Just two plays later, the Auburn offense punched it in the end zone when Brandon Cox found Carl Stewart for a 9-yard score with 56 seconds remaining in the first quarter, evening the score at 7.

Early in the second quarter, the Tigers recovered a fumble at the Cornhuskers' 14 on a failed fake punt attempt. Four plays later, Stewart scored his second TD on a 1-yard run.

After Vaughn's third quarter field goal, the Huskers managed to get in Auburn territory just twice. They punted from Auburn's 34 in the third quarter, and Taylor threw a fourth-down incompleteness from Auburn's 30 late in the fourth quarter.

The Tiger defense finished with two sacks and 11 tackles for loss, highlighted by Sen'Derrick Marks' 2.5. Will Herring finished with seven solo tackles, including two for loss, and was named the game's outstanding defensive player.

Cox finished the game 10-of-21 passing for 111 yards and one score. Of those 10 completions, six were to Courtney Taylor, who, on his fourth catch of the game, broke the Auburn school record for most receptions in a career. He finished with 153.

Kenny Irons paced the Tiger rushing game with 72 yards on 24 carries.

Nebraska started the game's scoring on a Nate Swift 13-yard touchdown reception from Taylor at the 7:37 mark of the first quarter.

With Auburn up 14-7 after Stewart's second quarter touchdown run, Brandon Jackson scored from 20 yards out to cap a 7-play, 72-yard drive that sent the teams into halftime tied at 14.

The win improved Auburn to 18-13-2 all-time in bowl games and 4-3 under head coach Tommy Tuberville.

Auburn	7	7	3	0	—	17
Nebraska	7	7	0	0	—	14

NU - Swift 13 pass from Taylor (Congdon kick), 7:37, 1st
AU - Stewart 9 pass from Cox (Vaughn kick), 0:56, 1st
AU - Stewart 1 run (Vaughn kick), 12:22, 2nd
NU - Jackson 20 run (Congdon kick), 9:00, 2nd
AU - Vaughn 42 field goal, 6:20, 3rd

	AU	NU
First Downs	12	17
Rushing Att.-Yards	35-67	38-104
Passing Yards	111	126
Passing (C-A-I)	10-21-0	14-27-1
Total Offense	56-178	65-230
Punts-Avg	6-43.0	6-40.2
Fumbles/Lost	2/2	1/1
Penalty-Yards	6-45	4-45
3rd Down Conv.	4-of-12	5-of-14
Time of Possession	27:00	33:00


RUSHING: (AU) K. Irons 24-72, Tate 4-23, Taylor 1-3, Stewart 1-1 (TD), Cox 5-(-32); (NU) Lucky 25-88, Jackson 7-38 (TD), Nunn 1-(-2), Taylor 4(-5), Todd 1(-15).

PASSING: (AU) Cox 21-10-0, 111 (TD); (NU) Taylor 26-14-1, 126 (TD), Team 1-0-0, 0.

RECEIVING: (AU) Taylor 6-70, Rodriguez 1-18, McKenzie 1-12, Stewart 1-9 (TD), K. Irons 1-2; (NU) Lucky 6-67, Swift 3-44 (TD), Jackson 2(-6), Purify 1-9, Nunn 1-8, Todd 1-4.

Attendance: 66,777

2007 Chick-fil-A Bowl



Clemson 20
Auburn [OT] 23

December 31, 2007
Georgia Dome
Atlanta, Georgia

Kodi Burns scored on a 7-yard run in overtime to lift No. 22 Auburn to a 23-20 victory over No. 15 Clemson in the Chick-fil-A Bowl, in the first overtime game in Auburn's bowl history.

Burns' score put the finishing touches on a performance that saw the

Tigers record season highs in plays and yards with a spread offense. Auburn ran 90 plays for 423 yards, including 47 rushes and a season-high 43 passes.

Auburn scored first in a low-scoring first half, following a three-and-out by Clemson on the opening possession with an 11-play, 58-yard drive that culminated in Wes Byrum's 36-yard field goal.

After managing just 52 yards of offense in the first quarter, Clemson's C.J. Spiller raced 83 yards down the left sideline to give Clemson a 7-3 lead.

Auburn took the opening kickoff in the second half and marched 78 yards on 10 plays as Burns hit Mario Fannin with a 22-yard pass to give Auburn a 10-7 lead.

Clemson finished an 11-play drive with a 22-yard field goal on the first play of the fourth quarter, knotting the score at 10-10.

After Cox was intercepted, Clemson quickly drove 32 yards for the go-ahead score when James Davis plunged in from a yard out with 11:24 remaining.

Auburn answered right back, again mixing Cox and Burns in the backfield successfully during an 11-play, 70-yard drive. Cox's 18-yard pass to Robert Dunn and a 15-yard rush by Burns set up Ben Tate for a 1-yard run that tied the score at 17-17 with 8:27 left.

In overtime, Clemson settled for a 25-yard field goal on its first possession.

On Auburn's overtime possession, Cox found Rod Smith for 12 yards on 3rd-and-13, then snuck ahead for 2 yards and the first down. Two plays later, Burns powered in for the score, sending the Auburn sideline into a frenzy.

Cox connected on 25-of-39 passes for 211 yards in his final game for Auburn.

The Auburn defense, led by defensive MVP Pat Sims, held Clemson to just 293 yards of offense and 12 first downs.

Clemson	0	7	0	10	3	—	20
Auburn	3	0	7	7	6	—	23

AU - Byrum 36 field goal, 4:16, 1st
CU - C.J. Spiller 83 yd run (Mark Buchholz kick), 13:14, 2nd
AU - Mario Fannin 22 yd pass from Kodi Burns (Wes Byrum kick), 11:33, 3rd
CU - Mark Buchholz 22 yd field goal, 14:58, 4th
CU - James Davis 1 yd run (Mark Buchholz kick), 11:24, 4th
AU - Ben Tate 1 yd run (Wes Byrum kick), 8:27, 4th
CU - Mark Buchholz 25 yd field goal, OT
AU - Kodi Burns 7 yd run, OT

	CU	AU
First Downs	12	24
Rushing Att.-Yards	40-189	47-190
Passing Yards	104	233
Passing (C-A-I)	14-33-0	26-43-1
Total Offense	73-293	90-423
Punts-Avg	8-43.1	8-38.6
Fumbles/Lost	1/0	0/0
Penalty-Yards	1-5	6-40
3rd Down Conv.	5-of-19	7-of-19
Time of Possession	29:14	30:46

RUSHING: (AU) Burns 13-69 (TD), Lester 14-57, Tate 14-54 (TD), Fannin 3-18, Cox 3(-1); (CU) Spiller 8-112 (TD), Davis 23-72 (TD), Grisham 1-8, Harper 8(-3)

PASSING: (AU) Cox 39-25-1, 211, Burns 4-1-0, 22 (TD); (CU) Harper 33-14-0, 104

RECEIVING: (AU) Fannin 5-53 (TD), Dunn 5-39, R. Smith 4-45, Lester 3-24, Tate 3-19, Bennett 2-16, Billings 1-13, Hawthorne 1-12, Rodriguez 1-8, Trott 1-4 (CU) Kelly 4-36, Taylor 3-32, Grisham 2-24, Harris 2-12, Spiller 2(-5), Palmer 1-5.

Attendance: 74,413

Auburn Bowl History

2010 Outback Bowl



Northwestern 35
Auburn [OT] 38
 January 1, 2010
 Raymond James Stadium
 Tampa, Florida

Neiko Thorpe tackled Zeke Markshausen at the Auburn 2-yard line on a fake field goal attempt from the 5-yard line to preserve Auburn's 38-35 overtime victory over Northwestern after Wes Byrum's 21-yard field goal gave the Tigers the lead.

With the score tied 21-21, Ben Tate rushed for two touchdowns in the first eight minutes of the fourth quarter. The first came from 5 yards out with 10:10 left and the second was a 7-yard run that seemed to put the Tigers in control, 35-21 with 7:32 left.

Northwestern closed to 35-27 on a 2-yard Mike Kafka touchdown run with 3:20 remaining but the PAT was blocked by Antonio Coleman. With Auburn trying to run out the clock, Brad Phillips forced a Tate fumble at the Northwestern 31 with 3:11 to play. The Wildcats then drove 69 yards to score on a 18-yard touchdown pass from Kafka to Sidney Stewart with 1:15 to play and a tied the game on a successful two-point conversion.

Auburn's Demond Washington returned the ensuing kickoff to midfield before he fumbled, giving the ball back to the Wildcats with 1:03 to play. Northwestern then drove to the Auburn 26 where Demos missed a potential game-winning 44-yard field goal as time expired.

Auburn's defense picked off five Northwestern passes, with Walter McFadden and T'Sharvan Bell collecting two each and Thorpe one. McFadden's two interceptions came on Northwestern's first two drives and helped stake Auburn to an early 14-0 lead. His second interception was returned 100 yards for a touchdown.

N'Western 7 0 14 14 0 — 35
Auburn 14 7 0 14 3 — 38

AU - Burns 1 yd run (Byrum kick), 12:25, 1st
 AU - McFadden 100 yd interception return (Byrum kick), 4:37, 1st
 NU - Brewer 39 yd pass from Kafka (Demos kick), 2:04, 1st
 AU - Carr 46 yd pass from Todd (Byrum kick), 8:54, 2nd
 NU - Brewer 35 pass from Kafka (Demos kick), 2:42, 3rd
 NU - Dunsmore 66 yd pass from Kafka (Demos kick), 0:27, 3rd
 AU - Tate 5 yd run (Byrum kick), 10:10, 4th
 AU - Tate 7 yd run (Byrum kick), 7:32, 4th
 NU - Kafka 2 yd run (kick blocked), 3:20, 4th
 NU - Stewart 18 yd pass from Kafka (Mitchell pass from Brewer), 1:15, 4th
 AU - Byrum 21 yd field goal, OT

	NU	AU
First Downs	34	18
Rushing Att.-Yards	37-89	39-190
Passing Yards	532	235
Passing (C-A-I)	47-78-5	20-33-2
Total Offense	115-621	72-425
Punts-Avg.	5-31.6	6-42.2
Fumbles/Lost	0/0	3/2
Penalty-Yards	3-25	12-140
3rd Down Conv.	6-of-23	4-of-13
Time of Possession	34:11	25:49

RUSHING: (AU) - Tate 20-108 (2 TD); Zachery 1-50; McCalebb 6-18; Burns 5-16 (TD); Fannin 2-14; Todd 4-minus 15. **(NU)** - Schmidt 8-36; Kafka 20-30 (TD); A. Fields 3-8; Simmons 3-7; Markshausen 2-7; Concannon 1-1.


PASSING: (AU) - Todd 20-31-0-235 (TD); Burns 0-2-2-0. **(NU)** - Kafka 47-78-5-532 (4 TD).

RECEIVING: (AU) - Adams 12-142; Fannin 3-10; Zachery 2-11; Carr 1-46 (TD); Burns 1-23; Blake 1-3. **(NU)** - Markshausen 12-84; Stewart 10-97 (TD); Dunsmore 9-120 (TD); Brewer 8-133 (2 TD); Ebert 6-64; D. Fields 1-26; A. Fields 1-8.

Attendance: 49,383

Northwestern closed to within 21-14 on a 35-yard touchdown pass on another Kafka to Brewer hookup with 2:42 remaining in the third. On their next play from scrimmage, Drake Dunsmore scored on a 66-yard pass from Kafka to tie the score. Darvin Adams was named the Outback Bowl MVP after grabbing an Outback Bowl record-tying 12 receptions for a career-high 142 yards. Twenty-one Outback Bowl records were broken and 11 more tied during the game. The Wildcats' 115 total plays broke an NCAA record, as did the 98 plays for Kafka (78 passes, 20 rushes). The teams combined for Outback Bowl records of 73 points, 1046 yards of offense and 187 plays from scrimmage.

2011 BCS National Championship



Oregon 19
Auburn 22
 January 10, 2011
 University of Phoenix Stadium
 Glendale, Arizona

Wes Byrum kicked the sixth and biggest game-winning field goal of his career on the last play of the game from 19 yards to give No. 1 Auburn a 22-19 victory over Oregon in the BCS National Championship Game. It was Auburn's second national title in history and ninth comeback win in 14 games during the 2010 season.

After Oregon had tied the score at 19 with a touchdown and two point conversion with 2:33 to go, the biggest drive in Auburn history began at its own 25-yard line. After a 15-yard pass from Cam Newton to Emory Blake, Michael Dyer, who was named the Offensive Player of the Game after rushing for 143 yards on 22 carries, looked to be tackled after a short gain, but was never down while laying on top of an Oregon defender, and he bounced up to complete a 37-yard run to the Oregon 23.

After short gains by Dyer and Newton, Dyer followed with a 16-yard gain up the middle to the 1 with 10 seconds remaining. One play later, Byrum provided the final heroics.

Oregon scored on the second play of the second quarter on a 26-yard field goal by Rob Beard for the first points of the game. On Auburn's next possession, Newton threw a 35-yard touchdown pass to Kodi Burns for a 7-3 Auburn lead.

Oregon responded after taking over at the Duck 7 as Thomas threw an 81-yard pass on first down to Meahl, then found James on an 8-yard TD pass. A 2-point conversion run by kicker Rob Beard on a fake gave Oregon an 11-7 lead.

The Tigers then drove to the Oregon 1, but Newton's fourth-down pass to Eric Smith fell incomplete. On first down, Mike Blanc tackled James in the end zone for a safety to draw the Tigers to within 11-9 with 3:26 left in the half.

After Oregon kicked off following the safety, Auburn quickly covered 66 yards in six plays, capped by a Newton to Blake 30-yard touchdown pass to give the Tigers a 16-11 lead at the half.

On the opening drive of the second half, Wes Byrum kicked a 28-yard field goal to give Auburn a 19-11 lead.

Oregon then reached a first-and-goal on the Auburn 3, but the Tigers held the Ducks for four plays, capped by a stop on fourth and goal from the 1 as Mike McNeil and Nick Fairley hit Kenjon Barner just shy of the goal line. Fairley was named the Defensive Player of the Game after recording five tackles, including three for losses and one sack, while also forcing a fumble.

Auburn ran a season-high and BCS Championship Game record 85 plays. The Tigers outgained the Ducks 519 yards to 449 as Newton was 20-of-34 for 265 yards and two touchdowns. He also rushed for 64 yards on 22 carries.

	Oregon 0 11 0 8 — 19	Auburn 0 16 3 3 — 22
OU - Beard 26 yd field goal, 14:13, 2nd		
AU - Burns 35 yd pass from Newton (Byrum kick), 12:00, 2nd		
OU - James 8 yd pass from Thomas (Beard rush), 10:58, 2nd		
AU - Blanc safety, 3:26, 2nd		
AU - Blake 30 yd pass from Newton (Byrum kick), 1:47, 2nd		
AU - Byrum 28 yd field goal, 11:30, 3rd		
OU - James 8 yd pass from Thomas (Maehl pass from Thomas), 2:33, 4th		
AU - Byrum 19 yd field goal, 0:00, 4th		
First Downs	23	28
Rushing Att.-Yards	32-75	50-254
Passing Yards	374	265
Passing (C-A-I)	28-41-2	20-35-1
Total Offense	73-449	85-519
Punts-Avg.	5-36.8	6-40.4
Fumbles/Lost	1/0	2/1
Penalty-Yards	6-37	5-47
3rd Down Conv.	8-of-15	9-of-17
Time of Possession	27:03	32:57

RUSHING: (OU) - James 13-49; Barner 11-32; Thomas 8-(-6). **(AU)** - Dyer 22-143; Newton 22-64; McCalebb 6-47.

PASSING: (OU) - Thomas 27-40-2-363 (2TD); Rice 1-1-0-11. **(AU)** - Newton 20-34-1-265 (2TD); TEAM 0-1-0-0.

RECEIVING: (OU) - Maehl 9-133; Davis 6-60; James 4-39 (2TD); Tuinei 3-75; Paulson 3-48; Barner 2-8; Johnson 1-11. **(AU)** - Zachery 6-48; Adams 4-54; Blake 4-54 (TD); Lutzenkirchen 2-48; McCalebb 2-10; Burns 1-35 (TD); Fannin 1-16.

Attendance: 78,603

Auburn Bowl History

2011 Chick-fil-A Bowl



Virginia 24
Auburn 43

December 31, 2011
Georgia Dome
Atlanta, Georgia

Offensive MVP Onterio McCalebb rushed for a season-high 109 yards and had 180 all-purpose yards, Emory Blake caught six passes for a career-high tying 108 yards and Barrett Trotter came off the bench to throw for 175 yards and one touchdown to lead Auburn to a 43-24 victory over Virginia in the Chick-fil-A Bowl in the Georgia Dome

on Dec. 31.

Trotter completed 11-of-18 passes after he and Kiehl Frazier came in for injured starter Clint Moseley in the first quarter. Frazier had 16 carries for 55 yards and became the ninth Tiger to score two touchdowns in a bowl game. Tre Mason gained 64 yards on nine carries and had his first career rushing touchdown.

Auburn used a big second quarter as it scored 21 consecutive points to take control of the game, 28-14. After Virginia took a 14-7 lead, Auburn quickly answered as McCalebb ran it in from three yards out on third down to tie it 14-14 with 10:33 left in the half.

Then, Parkey successfully recovered his onside kick at the Auburn 41 as the Tigers went on to take the lead for good, 21-14, on Frazier's 1-yard third down rush with 8:44 left. Trotter completed a 50-yard pass to Blake to the Virginia 5. Auburn's 14 consecutive points came on 11 plays and 144 yards in 4:08.

On the ensuing possession, Chris Davis snuffed out a Virginia fake field goal after Eltoro Freeman broke up a Cavalier pass in the end zone the play before. Auburn scored a touchdown on its third-straight possession as Trotter completed a 29-yard touchdown pass to McCalebb with 59 seconds left in the half to give Auburn a 28-14 lead.

Virginia scored first, but walk-on Garrett Harper stepped up to help the

Tigers even the score on the next possession. Harper blocked the first punt of his career as Auburn took over on the Virginia 15. The Tigers tied it 7-7 as Frazier scored on a 3-yard touchdown run up the middle with 4:02 left in the opening quarter. McCalebb set it up with a 12-yard run the play before.

Mason scored his first career rushing touchdown to open the third quarter with a 22-yarder to put Auburn up 35-17 almost four minutes in.

Virginia scored with 6:20 left in the third, cutting the lead to 35-24, but the Cavaliers would come no closer.

Steven Clark pinned Virginia at its own 6-yard line and the Tigers defense held the Cavs to three and out as Gabe Wright made his first career sack at the 1-yard line. Then, Angelo Blackson blocked UVA's punt out of the end zone for a safety and a 37-24 lead with 1:57 remaining in the third. It's the first time Auburn had blocked two punts in the same game since 2003 vs. Louisiana-Monroe.

Quan Bray took the ensuing kickoff and returned it 57 yards to the Virginia 15. Parkey nailed a 45-yard field goal after a personal foul and false start penalty to make it 40-24 with 47 seconds to go in the third.

Parkey drilled his second field goal of the game, a 37-yarder, to give Auburn a 43-24 lead with 8:09 remaining.

Virginia	7	10	7	0	—	24
Auburn	7	21	12	3	—	43

VA - Burd 27 yd pass from Rocco (Randolph kick), 8:05, 1st
 AU - Frazier 3 yd run (Parkey kick), 4:02, 1st
 VA - Burd 6 yd pass from Rocco (Randolph kick), 12:59, 2nd
 AU - McCalebb 3 yd run (Parkey kick), 10:33, 2nd
 AU - Frazier 1 yd run (Parkey kick), 8:44, 2nd
 AU - McCalebb 25 yd pass from Trotter (Parkey kick), 0:59, 2nd
 VA - Randolph 24 yd field goal, 0:00, 2nd
 AU - Mason 22 yd run (Parkey kick), 11:09, 3rd
 VA - Parks 1 yd run (Randolph kick), 6:20, 3rd
 AU - TEAM Safety, 1:57, 3rd
 AU - Parkey 45 yd field goal, 0:47, 3rd
 AU - Parkey 37 yd field goal, 8:09, 4th

	VA	AU
First Downs	25	22
Rushing Att.-Yards	30-123	44-273
Passing Yards	312	181
Passing (C-A-I)	26-41-1	12-23-0
Total Offense	435	454
Punts-Avg.	1-39.0	3-49.0
Fumbles/Lost	1/1	2/0
Penalty-Yards	3-35	6-65
3rd Down Conv.	8-of-13	4-of-11
Time of Possession	28:40	31:20

RUSHING: (VA) - Parks 11-48 (TD); Richardson 6-33; Jones 8-32; Jennings 1-5; Millien 1-5; Hodges 1-3; Rocco 2-minus 3. **(AU)** - McCalebb 10-109 (TD); Mason 9-64 (TD); Frazier 16-55 (2TD); Trotter 5-32; Bray 1-16; Moseley 1-minus 1; TEAM 2-minus 2.

PASSING: (VA) - Rocco 26-41-1-312 (2TD). **(AU)** - Trotter 11-18-0-175 (TD); Moseley 1-4-0-6; Bray 0-1-0-0.

RECEIVING: (VA) - Jones 7-90; Burd 6-103 (2TD); Jennings 4-35; Keys 2-24; Millien 2-23; Phillips 2-7; Terrell 1-29; Snyder 1-5; Parks 1-minus 4. **(AU)** - Blake 6-108; Bray 3-12; McCalebb 2-53 (TD); Wisner 1-8.

Attendance: 72,919

2014 BCS National Championship



Auburn 31
Florida State 34

January 6, 2014
Rose Bowl
Pasadena, California

Auburn came with a blink of an eye of winning its second national championship in the last four years.

FSU stole a page out of Auburn's playbook for the dramatic finish when Kermit Whitfield returned a kickoff 100 yards with 4:31 for a brief lead, and then Jameis Winston threw a 2-yard touchdown pass to Kelvin Benjamin with 13 seconds remaining to send Florida State to a

34-31 victory in the BCS Championship Game on Monday night in the Rose Bowl. It prevented the biggest comeback story in college football history, though Auburn still finished with a remarkable season and a 12-2 record. The Tigers came within seconds of winning their second national title in the last four seasons.

Oh, Auburn tried to win with its usual heroics. Tre Mason broke Bo Jackson's single-season rushing record when he scored on a 37-yard run with 1:19 remaining to give Auburn a 31-27 lead. But Winston, the Heisman Trophy winner, drove the Seminoles in for the game-winner.

Auburn had beaten Georgia, Alabama, and Missouri to get this far, and won four games in the final minute, or second. But not this night. Florida State was the one with the heroics.

Auburn led 21-3, then found itself up 21-20 with 10:55 left in the game. Florida State took the lead in the fourth quarter, but Mason's TD run gave the Tigers a late lead.

Auburn found new pages in its playbook in the first half, throwing touchdown passes to Tre Mason and Melvin Ray for the first time in their careers as Marshall out-played the Heisman winner Winston in the first half.

Marshall completed passes to seven different receivers in the first half. But even with the passing, Auburn stuck with its familiar successful formula of letting Mason run. The tailback who went for 304 yards on 46 carries hit halftime Monday night with 96 yards on 18 carries.

Marshall hit the break having hit 7-of-13 passes for 113 yards and those two touchdowns. Winston was only 6-of-15 passing for 62 yards and no touchdowns, though he did set up FSU's only first-half touchdown with a nice scramble to the Auburn 3.

Auburn got two early sacks against him, then forced him to fumble to set up the Tigers' third touchdown.

Credit punter Steven Clark for setting up Auburn's first touchdown when he flipped the field when he kicked the ball dead at the Florida State 2. The Seminoles couldn't move it, and, after a Chris Davis punt return, the Tigers found themselves in great field position at the FSU 25. Six plays later, Marshall threw a 12-yard touchdown pass to Mason to make it 7-3 Auburn with 3:07 left in the first quarter.

Auburn scored on its next possession in a most surprising way when Marshall found Ray running alone down the middle of the field for a 50-yard touchdown pass and a 14-3 lead with 13:48 left in the second quarter.

Auburn kept hammering away at Winston, and, after a short run, recovered his fumble at the FSU 27. Marshall made it 21-3 when he ran around end on a 4-yard run with 5:01 left in the second quarter. Florida State got that touchdown back after successfully faking a punt, watching Winston run for 21 to the Auburn 3 and scoring on the next play on a Devonta Freeman run.

That made the halftime score 21-10.

RUSHING: (AU) - Mason 34-195 (TD); Marshall 16-45 (TD); Artis-Payne 1-1; Corey Grant 1-minus 3; Ricardo Louis 1-minus 6. **(FSU)** - Freeman 11-73 (TD); Winston 11-26; Williams 5-25; Wilder 3-21; Abram 1-3.

PASSING: (AU) - Marshall 14-27-1-217 (2 TD). **(FSU)** - Winston 20-35-0-237 (2 TD).

RECEIVING: (AU) - Coates 4-61; Bray 3-4; Louis 2-28; Uzomah 2-8; Ray 1-50 (TD); Mason 1-42 (TD); Davis 1-26. **(FSU)** - Green 9-147; Benjamin 4-54 (TD); Freeman 3-21; Shaw 2-4; Abram 1-11 (TD); Williams 1-0.

Attendance: 92,542

Auburn Bowl History

2015 Outback Bowl



Auburn 31
Wisconsin 34 [OT]
 January 1, 2015
 Raymond James Stadium
 Tampa, Florida

Auburn played it to the end, and then some, but it wasn't enough to beat Wisconsin and Melvin Gordon in the Outback Bowl on Thursday.

The Badgers won 34-31 in overtime when they made a field goal on their first possession, and Auburn missed a 45-yard try when it got the ball.

Gordon rushed for 251 yards and three touchdowns, though Auburn had the lead with eight seconds left in regulation. Wisconsin tied the game a second later on a field goal, and won it in the first overtime period.

The end of the game was like the rest of the game, a see-saw affair that featured big runs and good plays.

Auburn quarterback Nick Marshall picked one good play, and then another, in two drives near the end that gave the Tigers two leads. That's when Auburn found the proper balance between the run and the pass.

The Tigers answered two Wisconsin leads with decisive drives. Cameron Artis-Payne scored on a 2-yard run with 2:55 remaining. Before that, the Tigers had taken the lead a drive that saw Artis-Payne rip off a 21-yard run, Corey Grant run for 21, too, and Marshall throw a 21-yard touchdown pass to C.J. Uzomah.

Marshall came through after that, too.

He led the Tigers to the Wisconsin 7, and, on fourth down, his pass to Sammie Coates may have been a TD had it not been for pass interference. It didn't matter. Artis-Payne scored on the next play.

Auburn	7	7	3	14	0	—	31
Wisconsin	7	0	14	10	3	—	34

UW - Clement 7 yd pass from Slave (Gaglianone kick), 1st, 11:10
 AU - Artis-Payne 2 yd run (Carlson kick), 1st, 2:16
 AU - Louis 66 yd pass from Marshall (Carlson kick), 2nd, 8:01
 UW - Gordon 25 yd run (Gaglianone kick), 3rd, 12:09
 AU - Carlson 51 yd field goal, 3rd, 9:32
 UW - Gordon 53 yd run (Gaglianone kick), 3rd, :20
 AU - Uzomah 20 yd pass from Marshall, 4th, 11:21
 UW - Gordon 6 yd run (Gaglianone kick), 4th, 7:58
 AU - Artis-Payne 2 yd run (Carlson kick), 4th, 2:55
 UW - Gaglianone 29 yd field goal, 4th, :07
 UW - Gaglianone 25 yd field goal, OT, 15:00

	AU	UW
First Downs	21	31
Rushing Att.-Yards	43-219	54-400
Passing Yards	216	121
Passing (C-A-I)	16-23-0	14-27-3
Total Offense	66-435	81-521
Punts-Avg	4-45.8	3-26.3
Fumbles/Lost	0/0	0/0
Penalty-Yards	9-75	3-28
3rd Down Conv.	4-of-12	3-of-12
Time of Possession	26:56	33:04

RUSHING: (AU) - Artis-Payne 26-126 (2 TD), Louis 3-41, Grant 5-30, Marshall 7-18, Bray 1-5; (UW) - Gordon 34-251 (3 TD), Clement 15-105, Doe 2-39, Rushing 1-16.

PASSING: (AU) - Marshall 15-22-0-217 (2 TD); (UW) - Slave 14-27-3-121 (TD).

RECEIVING: (AU) - Bray 5-63, Coates 4-24, Davis 2-21, Louis 1-66 (TD), Uzomah 1-20 (TD), Artis-Payne 1-18, Ray 1-5, Marshall 1-(-1); (UW) - Erickson 4-38, Arneson 2-33, Fumagalli 2-18, Clement 2-11 (TD), Gordon 2-2, Doe 1-10, Fredrick 1-9.

Attendance: 44,023

Auburn finished the season with a 8-5 record. Wisconsin finished at 11-3.

The Tigers led at the half, but Gordon carried four times for 55 yards, including the final 25, on the first series of the second half to tie Auburn at 14-all.

On fourth-and-1, Gordon broke loose for a 53-yard touchdown run to give Wisconsin a 21-17 lead with 20 seconds left in the third quarter.

But Auburn mixed it up on the Badgers from there, with Artis-Payne ripping off a 21-yard run, with Corey Grant doing the same, and with Marshall throwing a 21-yard touchdown pass to Uzomah for a 24-21 lead with 11:21 left in the fourth quarter.

Auburn regained the lead on a career-long 51-yard field goal by Daniel Carlson.

Wisconsin scored on its first series on a 7-yard pass from Joel Slave to Corey Clement, but the Tigers tied the game on a 2-yard touchdown run with 2:16 left in the first quarter, and went ahead on a Marshall 66-yard TD pass to Ricardo Louis.

Those plays, and interceptions by Trovon Reed and Jermaine Whitehead, had Auburn ahead 14-7 at the half.

The first half was more of the same for Marshall, who threw for a single-game school record of 456 yards against Alabama in the previous game, then threw for 131 more in the first half against Wisconsin.

Auburn hit halftime with those 131 yards passing and 46 yards rushing.

2015 Birmingham Bowl



Auburn 31
Memphis 10
 December 30, 2015
 Legion Field
 Birmingham, Alabama

Jeremy Johnson helped Auburn close its 2015 season in fine fashion when he came off the bench to lead the Tigers to a 31-10 victory over Memphis in the Birmingham Bowl.

Johnson threw the go-ahead touchdown pass in the third quarter, ran for another score early in the fourth and brought life to what had been a hard-fought game. It was 10-10 on a rainy day before the dramatics began in front of a Birmingham Bowl-record crowd of 59,430 in venerable Legion Field.

Auburn running back Jovon Robinson was named the game's MVP after rushing for 126 yards. The Tigers' defense turned in an MVP performance, too, holding previously-potent Memphis to 205 total yards.

Johnson's play, coupled with an Auburn defense that allowed just three points and Peyton Barber crossing the 1,000-yard rushing barrier for the season, allowed the Tigers to finish the season with a 7-6 record. Memphis finished at 9-4.

Johnson, subbing for starter Sean White, threw an 11-yard touchdown pass to Jason Smith for the lead with 3:12 left in the third quarter. His 5-yard touchdown run on the first play of the fourth quarter made it 24-10.

Barber's running allowed Auburn to have at least one 1,000-yard rusher in seven straight seasons.

Auburn showed a little trickery early in the game before pounding away at Memphis in the second half.

A fake punt set up a 20-yard Daniel Carlson field goal for Auburn's first score and Kerryon Johnson scored on an 8-yard run out of the wildcat formation for a 10-0 first quarter lead. Carlson's field goal was a record-setter. It gave him 23 on the season, a single-season Auburn record. Johnson's TD run came with 1:58 left in the first quarter.

A Memphis field goal and a Reggie Ball 56-yard interception return tied things up in the second quarter. Blake Countess came through with another big play for Auburn, blocking a Jake Elliott field goal try with 5:55 left before halftime.

Auburn	10	0	7	14	0	—	31
Memphis	0	10	0	0	10	—	10

AU - Carlson 20 yd field goal, 1st, 8:35
 AU - K. Johnson 8 yd run (Carlson kick), 1st, 1:58
 UM - Elliott 53 yd field goal, 2nd, 10:03
 UM - Ball 53 yd int ret (Elliott kick), 2nd, 3:06
 AU - J. Smith 11 yd pass from J. Johnson (Carlson kick), 3rd, 3:12
 AU - J. Johnson 5 yd run (Carlson kick), 4th, 14:57
 AU - Robinson 4 yd run (Carlson kick), 4th, 12:57

	AU	UM
First Downs	23	13
Rushing Att.-Yards	56-252	31-99
Passing Yards	150	106
Passing (C-A-I)	10-16-3	16-37-1
Total Offense	72-402	68-205
Punts-Avg	3-39.7	6-47.2
Fumbles/Lost	0/0	1/0
Penalty-Yards	3-45	6-40
3rd Down Conv.	6-13	8-19
Time of Possession	34:17	25:43

RUSHING: (AU) - Robinson 27-126; Barber 12-41; Thomas 5-29; J. Johnson 3-26 (TD); K. Johnson 6-24 (TD); Smith 1-6; Louis 1-0; White 1-0; (UM) Dorceus 11-48; Cooper 4-26; Craft 5-12; Henderson 2-10; Frazier 3-6; Lynch 5-1; Cross 1-2

PASSING: (AU) - White 8-13-2-102; J. Johnson 1-1-0-11 (TD); Phillips 1-1-0-37; Smith 0-1-1-0; (MEM) Lynch 16-27-1-106

RECEIVING: (AU) - Ray 2-50; Stevens 2-25; M. Davis 2-7; K. Johnson 1-37; Louis 1-17; Smith 1-11 (TD), Barber 1-3; (UM) Frazier 4-47; Mayhue 4-26; Jones 3-16; Miller 3-10; Henderson 1-7; Cross 1-0

Attendance: 59,430

Auburn Bowl History

2017 Sugar Bowl



Auburn 19
Oklahoma 35
 January 2, 2017
 Mercedes-Benz Superdome
 New Orleans, La.

Starting quarterback Sean White suffered a broken forearm on the first drive of the game and Oklahoma ran past the Tigers in the second half in a 35-19 victory in the Superdome.

Running back Kerryon Johnson threw a 1-yard touchdown pass to Jalen Harris on the last play of the game, but that was Auburn's first touchdown since the first series of the game.

It was the most points Auburn allowed this season, and not even a 103 rushing game by Auburn 1,000-yard rusher Kamryn Pettway could change that.

The Tigers had surprised the skeptics this year. Auburn, picked to finish sixth in the SEC West in a preseason poll, finished tied for the second-best record in the league, and qualified for the Sugar Bowl as the highest-ranked SEC team outside of the playoffs. Auburn, which won six straight games when most everybody was healthy, finished 8-5, struggling late in the season as the injuries mounted. Oklahoma won its 10th straight game to finish 11-2.

White's star-crossed career includes touchdowns and injuries in each of his two seasons. He missed games last year, and then the final two regular-season game this season as well.

Coach Gus Malzahn said White was finally fully healthy in the days leading up to the Sugar Bowl. But the Sugar Bowl injury, likely in the first quarter, sidelined White again.

White knows the feeling. He suffered a shoulder injury at midseason this season and played through it before missing the Alabama A&M and Alabama games after aggravating the injury against Georgia in the 10th game of the season.

Oklahoma quarterback Baker Mayfield, a Heisman Trophy finalist, simply kept playing, scrambling and throwing touchdown passes. He raised his season TD total to 40 against Auburn.

The first half was a game of starts and stops. There were 11 penalties in the first 20 minutes. Most of them were by Oklahoma. The Sooners cleaned that up in the second half.

Auburn's offense looked good early, mixing things up, moving the ball smartly and scoring on its first drive of the game. Chandler Cox darted in from the 3 to give Auburn a 7-0 lead with 9:04 left in the first quarter.

With White hurt, the Tigers turned to ol' reliable Daniel Carlson for their next two scores of the first half, a 49-yard field goal to put Auburn up 10-7 with 7:16 left in the second quarter, and a 39-yard field goal about 6 1/2 minutes later.

But Oklahoma hit halftime up 14-13 thanks to a 13-yard scoring pass from Baker Mayfield to Mark Andrews, then a 3-yard run by Joe Mixon. Oklahoma outscored Auburn 14-0 in the third quarter, on a Mayfield-to-Dede Westbrook 7-yard pass and a 4-yard run by Mixon. Then Samaje Perine scored on a 2-yard run to make it 35-13 with 12:40 left in the fourth quarter.

Oklahoma finished with 524 yards. Auburn had 339.


Auburn	7	6	0	6	—	19
Oklahoma	0	14	14	7	—	35

AU - Cox 3 yd run (Carlson kick), 9:04, 1st
 OU - Andrews 13 yd pass from Mayfield (Seibert kick), 11:24, 2nd
 AU - Carlson 49 yd field goal, 7:16, 2nd
 OU - Mixon 3 yd run (Seibert kick), 3:37, 2nd
 AU - Carlson 39 yd field goal, 0:41, 2nd
 OU - Westbrook 7 yd pass from Mayfield (Seibert kick), 12:39, 3rd
 OU - Mixon 4 yd run (Seibert kick), 2:28, 3rd
 OU - Perine 2 yd run (Seibert kick), 12:40, 4th
 AU - Harris 1 yd pass from K. Johnson, 0:00, 4th

	AU	OU
First Downs	22	28
Rushing Att.-Yards	46-185	43-228
Passing Yards	154	296
Passing (C-A-I)	13-27-1	19-28-0
Total Offense	339	524
Punts-Avg.	5-49.2	3-45.7
Fumbles/Lost	0/0	2/0
Penalty-Yards	6-63	10-100
3rd Down Conv.	5-of-15	5-of-10
Time of Possession	26:42	33:18

RUSHING: (AU) - Pettway 24-101, K. Johnson 9-33, Franklin 5-16, White 3-15, J. Johnson 1-10, Stove 2-8, Cox 1-3 (TD), R. Davis 1-(-1), (OU) - Mixon 19-91 (2 TD), Perine 17-86 (TD), Mayfield 4-34, Westbrook 3-17.
PASSING: (AU) - White 4-10-0-35, J. Johnson 5-9-1-93, Franklin 37-0-025, K. Johnson 1-1-0-1 (TD), (OU) - Mayfield 19-28-0-296 (2 TD).
RECEIVING: (AU) - Stove 4-39, Stevens 2-21, Slayton 1-56, K. Davis 1-13, Craig-Myers 1-12, K. Johnson 1-5, Truitt 1-4, Hastings 1-3, Harris 1-1 (TD), (OU) - Westbrook 6-59 (TD), Mixon 5-89, Andrews 3-69 (TD), Lewis 2-40, Mead 2-27, Basquine 1-13.
Attendance: 54,077

2018 Chick-fil-A Peach Bowl



UCF 34
Auburn 27
 January 1, 2018
 Mercedes-Benz Stadium
 Atlanta, Ga.

Auburn's bid to win 11 games came up short Monday as the Tigers dropped a 34-27 decision to UCF in the Chick-fil-A Peach Bowl.

Despite the loss, it was a game where Auburn never stopped fighting.

After falling behind 13-6 in the first half, the Tigers scored two quick touchdowns in the second half to take back the lead. It began with a 72-yard kickoff return from Noah Igbhoghene that got the crowd at Mercedes-Benz Stadium back in it. Then two plays later, Jarrett Stidham connected with Will Hastings for 26 yards and a touchdown to tie the game.

Hastings finished with six receptions for 117 yards, both career highs.

The next time Auburn got the ball, the offense went 82 yards on 10 plays and scored on a four-yard touchdown run from Kerryon Johnson. It was Johnson's 18th rushing touchdown of the season and his 20th touchdown overall.

Johnson, who finished with 71 yards rushing on 22 carries, passed Stacy Danley for 11th on the Auburn career rushing list.

UCF responded with back-to-back touchdowns, but Auburn defensive tackle Derrick Brown kept the Tigers in it when he blocked a 23-yard field goal to keep it a one-possession game with just less than seven minutes remaining.

Even after Stidham threw an interception that was returned for a touchdown on the following drive, the sophomore quarterback responded with an impressive six-play, 89-yard drive that made it a one-possession game once again. Eli Stove capped the drive with a seven-yard touchdown run, but Stidham completed three straight passes to Hastings for 61 yards.

For the game, Stidham finished 28 of 43 for 331 yards.

Ultimately, Auburn's comeback bid fell short. The Tigers got down to the UCF 21-yard line with a chance to tie the game, but Stidham's last-gasp attempt was intercepted in the end zone.

It was a disappointing end to a season that included 10 wins, wins over Alabama and Georgia, and a division title. It was also the final game for a group of 19 seniors that left their mark both on and off the field during their time at Auburn.

UCF	0	13	7	14	—	34
Auburn	3	14	14	7	—	27

AU - Carlson 25 yd field goal, 7:01, 1st
 UCF - Wright 33 yd field goal, 11:11, 2nd
 UCF - Milton 18 yd run (Wright kick), 8:51, 2nd
 AU - Carlson 46 yd field goal, 0:45, 2nd
 UCF - Wright 45 yd field goal, 0:00, 2nd
 AU - Hastings 26 yd pass from Stidham (Carlson kick), 14:05, 3rd
 AU - K. Johnson 4 yd run (Carlson kick), 7:55, 3rd
 UCF - Anderson 12 yd pass from Milton (Wright kick), 1:30, 3rd
 UCF - Snelson 8 yd pass from Milton (Wright kick), 11:36, 4th
 UCF - Burkett 45 yd interception return (Wright kick), 5:56, 4th
 AU - Stove 7 yd run (Carlson kick), 4:12, 4th

	UCF	AU
First Downs	20	28
Rushing Att.-Yards	36-169	44-90
Passing Yards	242	331
Passing (C-A-I)	16-35-0	28-43-2
Total Offense	411	421
Punts-Avg.	5-40.2	5-39.2
Fumbles/Lost	2/1	1/1
Penalty-Yards	8-74	8-61
3rd Down Conv.	6-of-14	9-of-18
Time of Possession	25:45	34:15

RUSHING: (UCF) - Milton 13-116 (TD), Anderson 11-38, Killins, Jr. 10-28, Team 2-(-13), (AU) - K. Johnson 22-71 (TD), Martin 6-24, Stove 3-23 (TD), Barrett 1-(-3), Stidham 12-(-25).
PASSING: (UCF) - Milton 16-35-0-242 (2 TD), (AU) - Stidham 28-43-2-331 (TD).
RECEIVING: (UCF) - T. Smith 5-89, Snelson 4-39 (TD), Akins 2-56, G. Davis 2-38, Anderson 2-17 (TD), Killins, Jr. 1-3, (AU) - R. Davis 8-47, Hastings 6-117 (TD), Slayton 5-69, Craig-Myers 3-54, Cox 2-23, McClain 1-10, K. Johnson 1-6, Barrett 1-4, Stove 1-1.
Attendance: 71,109

JAUNTA'VIUS

J
O
H
N
S
O
N




62

DL

GRIFFIN

K
I
N
G



89

WR

RYAN

M
E
N
E
E
L
Y




61

OL

ROBERT

M
U
S
C
H
A
M
P



39

TE

DONTAVIUS

R
U
S
S
E
L
L




95

DL

IAN

S
H
A
N
Z
O
N



43

P/K

C.J.

T
O
L
B
E
R
T



37

RB

ANDREW

W
I
L
L
I
A
M
S



79

DL

DARRELL

W
I
L
L
I
A
M
S



49

LB



ALL SEC

2018 HONORS

DESHAUN DAVIS
FIRST TEAM

DERRICK BROWN
SECOND TEAM

