

AUBURN TIGERS

BASKETBALL



**AUBURN (11-19, 4-12)
vs. GEORGIA (20-10, 9-7)**

**March 10, 2011 • Noon (CST)
SEC Tournament First Round
Georgia Dome (26,000)
Atlanta, Ga.**

GAME 31

PROBABLE AUBURN STARTERS

						PTS	REB	AST	NOTES	
F	2	Allen Payne	6-6	205	Fr.	Cincinnati, OH (Winton Woods)	5.8	3.0	0.9s	13 pts at Ark J25, v. Tenn.F3
F	22	Kenny Gabriel	6-8	190	Jr.	Charlotte, NC (Paris, TX, JC)	10.4	5.9	0.9b	20.0 ppg, 9.0 rpg last 2 gms
F	45	Adrian Forbes	6-8	230	Jr.	Spanish Town, Jamaica (Trinity Valley CC, TX)	3.6	2.8	0.7b	7 pts, 3 reb at Ala. F23
G	11	Josh Wallace	5-10	160	So.	Pensacola, FL (Booker T. Washington)	5.7	2.3	3.9	SEC: 1st 1.8 stl/gm, 3rd: apg
G	33	Earnest Ross	6-5	215	So.	Cary, NC (Panther Creek)	13.4	6.7	2.2	16.1ppg(17-35 3s, 486) last 8; 30 at Ga
S	C41	Rob Chubb	6-10	222	So.	Peachtree City, GA (Montverde Acad., FL)	7.8	3.8	0.7b	10.0 ppg last 2 games
G	0	Josh Langford	6-7	207	Fr.	Huntsville, AL (Lee)	4.6	2.6	0.4	SEC-hi tying 9 pts(2-4 3s) at OM
G	3	Chris Denson	6-2	180	Fr.	Columbus, GA (Shaw)	5.1	1.5	1.1	7.8 ppg last 6 gms
G	15	Tony Neysmith	6-5	205	Jr.	Norcross, GA (Oklahoma)	2.5	1.3	1.4	SEC-hi 6 pts, 2 rb, 2 stl at Ala
F	5	Ty Armstrong	6-9	220	So.	Melbourne, FL (Florida Air Academy)	1.8	1.5	0.2	5 pts, 6 reb, 20 min at Ga.

PROBABLE GEORGIA STARTERS

						PTS	REB	AST	NOTES	
F	1	Travis Leslie	6-4	205	Jr.	Decatur, GA (Columbia)	14.3	7.0	3.0	19.5 ppg, 12.5 rpg last 2 v. AU
F	33	Trey Thompkins	6-10	245	Jr.	Lithonia, GA (Wesleyan)	15.8	7.6	1.5	16 pts, 6 reb, 5 ast v. AU F5
F	50	Jeremy Price	6-8	270	Sr.	Decatur, GA (Columbia)	9.4	5.0	0.8b	22 pts, 14 reb, 4 blk v. AU F5
G	3	Dustin Ware	5-11	182	Jr.	Powder Springs, GA (N. Cobb Christian)	8.3	2.9	3.6	SEC: 3rd .454 3s; 1st 3.2 a/to
G	22	Gerald Robinson	6-1	180	Jr.	Nashville, TN (Tennessee State)	12.4	2.7	3.9	SEC: t-3rd apg w/AU's Wallace
F	4	Chris Barnes	6-8	240	Sr.	College Park, GA (Riverdale)	3.4	3.7	0.9b	7 pts, 4 reb vs. Fla. J20.
G	23	Sherrard Brantley	6-2	190	So.	Dublin, GA (NW Florida State)	3.2	1.0	0.7	6 pts (2-5 3s), 4 ast v. AU F5

AUBURN TIGERS 2010-11 Schedule/Scores

RECORD: 11-19
HOME: 9-11 **NEUTRAL:** 0-1
AWAY: 2-7 **SEC:** 4-12

Nov. 12	UNC ASHEVILLE	L	69-70(ot)
Nov. 19	(1) SAMFORD	L	68-79
Nov. 20	(1) CAMPBELL	L	54-61
Nov. 21	(1) MIDDLE TENN. STATE	W	68-66
Nov. 27	JACKSONVILLE	L	55-69
Nov. 30	GEORGIA SOUTHWESTERN	W	78-50
Dec. 5	ARKANSAS-PINE BLUFF	W	76-72
Dec. 11	(2) Rutgers	L	54-63
Dec. 15	at South Florida	L	49-61
Dec. 18	PRESBYTERIAN COLLEGE	L	59-62
Dec. 21	USC UPSTATE	W	68-54
Dec. 29	GEORGIA SOUTHERN	W	88-84(ot)
Dec. 31	GRAMBLING	W	63-45
Jan. 3	FLORIDA STATE	W	65-60
Jan. 8	LSU	L	55-62
Jan. 11	at Kentucky (#13)	L	54-78
Jan. 16	at Mississippi State	L	66-85
Jan. 20	FLORIDA	L	40-45
Jan. 22	ALABAMA	L	58-68
Jan. 25	at Arkansas	L	64-73
Jan. 29	at South Carolina	W	79-64
Feb. 3	TENNESSEE	L	56-69
Feb. 5	at Georgia	L	72-81(ot)
Feb. 12	MISSISSIPPI STATE	W	65-62
Feb. 16	at Ole Miss	L	59-90
Feb. 19	VANDERBILT (#18)	L	60-77
Feb. 23	at Alabama	L	49-51
Feb. 26	ARKANSAS	L	55-57
Mar. 2	OLE MISS	W	76-73
Mar. 5	at LSU	W	60-51
Mar. 10	(3) Georgia		Noon

(1) Global Sports Hoops Showcase (Auburn, AL)
(2) DirecTV SEC-Big East Inv. (Pittsburgh, PA)
(3) SEC Tournament, Atlanta, GA (Georgia Dome)
All Times Central Standard

SEC TOURNAMENT SEEDS

Auburn is the Western Division No. 5 seed while Georgia is the Eastern Division No. 4 seed. The Auburn-Georgia winner will play Western Division Champion Alabama in the quarterfinals at noon Central on Friday.

AUBURN IN THE SEC TOURNAMENT

The Tigers are 23-30 (.434) in the SEC Tournament since its renewal in 1979. Overall, Auburn has a 27-47 (.365) mark in the tournament.

Auburn's only SEC Tournament crown came in 1985 when the eighth-seeded Tigers won four games in four days, the first team to accomplish that feat (Arkansas also did it in 2000 by defeating the Tigers in the championship game and Mississippi State in 2009).

Auburn has been the SEC Tournament runner-up twice (1984, 2000).

The Tigers lost to Florida 78-69 in last year's first round in Nashville after reaching the semifinals in 2009, defeating Florida 61-58 and losing to Tennessee 94-85 in Tampa.

Auburn-Georgia Game Facts

Auburn Head Coach: Tony Barbee
(UMass '93)
at Auburn: 11-19, .367 (1st year)
Overall: 93-71, .567 (5th year)

Georgia Head Coach: Mark Fox (Eastern New Mexico '91)
at Georgia: 34-27, .557 (2nd Year)
Overall: 157-70, .692 (7th year)

Tigers on the Air

Network: Auburn Sports Network
Air Time: 11:30 am CT
Play-by-Play: Rod Bramblett
Color: Daymeon Fishback
Studio Host: Brad Law
Satellite Radio: XM tba
Internet Broadcast: auburntigers.com

Series Notes

Series Record: Georgia leads 88-87
at Auburn: Auburn leads 56-22
at Auburn Arena: 0-0
at Athens: Georgia leads 59-22
at Stegeman: Georgia leads 25-11
Neutral Sites: Auburn leads 9-7
Current Streak: 1 by Georgia
Last Meeting: Georgia 81, Auburn 72 (ot) (2-5-2011 in Athens)
First Meeting: Auburn 34, Georgia 20 (1907-08 in Columbus, Ga.)



Tigers on TV

Network: SEC Network
Air Time: Noon CT
Play-by-Play: Brad Nessler
Color: Jimmy Dykes





COMPARING STATS

(All Games)

		
Scoring Offense	62.7	69.1
Scoring Defense	66.1	64.7
Scoring Margin.....	-3.3	+4.4
FG Pct.....	.399	.455
FG Pct. Defense426	.396
3-pt. FG Pct.....	.324	.346
3-pt. FG Pct. Defense339	.328
Free Throw Pct.655	.696
Rebound Avg.	34.7	37.9
Opp. Rebound Avg.....	35.2	33.0
Rebound Margin	-0.5	+4.9
Turnovers Per Game	14.4	13.6
Opp. Turnovers	15.7	12.2
Turnover Margin.....	+1.3	-1.3

COMPARING STATS

( games only)

		
Scoring Offense	60.5	69.8
Scoring Defense	67.9	66.4
Scoring Margin.....	-7.4	+3.4
FG Pct.....	.387	.449
FG Pct. Defense431	.403
3-pt. FG Pct.....	.310	.387
3-pt. FG Pct. Defense315	.314
Free Throw Pct.639	.752
Rebound Avg.	34.0	38.7
Opp. Rebound Avg.....	36.4	32.4
Rebound Margin	-2.4	+6.3
Turnovers Per Game	14.4	13.6
Opp. Turnovers	15.3	10.3
Turnover Margin.....	+0.9	-3.4

AUBURN'S SEC TOURNAMENT PRACTICE & PRESS CONFERENCE TIMES

Auburn will have its SEC Tournament press conference at the Georgia Dome on Wednesday from noon-12:30 pm Eastern. The Tigers will practice in the Georgia Dome Wednesday from 11 am-noon Central, and it is open to the media but closed to the public.

AUBURN vs. GEORGIA IN THE SEC TOURNAMENT

This will be the third meeting (all in Atlanta's Georgia Dome) between Auburn and Georgia in the SEC Tournament in the last eight years after not playing in the postseason tournament in the previous 16 years, dating back to a 65-60 Georgia win in 1988 in Baton Rouge, La.

Auburn has a 3-4 record against Georgia in SEC Tournament games while losing three straight games in the first round

to the Bulldogs in tournament play. Here is a listing of those games:

- Georgia 80, Auburn 65 (3-8-07 in Atlanta)
- Georgia 73, Auburn 59 (3-11-04 in Atlanta)
- Georgia 65, Auburn 60 (1-11-88 in Baton Rouge)
- Auburn 79, Georgia 71 (2-27-80 in Birmingham)
- Auburn 95, Georgia 91 (4ot) (3-1-79 in Birmingham)
- Georgia 48, Auburn 41 (2-28-40 in Knoxville)
- Auburn 43, Georgia 26 (2-28-36 in Knoxville)

LONGEST SEC TOURNAMENT GAME IN HISTORY

It took four overtimes for Auburn to defeat Georgia 95-91 March 1, 1979, in Birmingham, Ala., in the first year of the




BARBEE BYTES

- 19-year coaching and playing record of 442-222 (.666)
- Postseason play in 18 of 19 seasons as a head coach, assistant coach and player
- 4-year head coaching record: 93-71 (.567)
- Averaged 20.5 wins per season as a head coach
- 2010 **EUSA** Champions
- **EUSA** Coach of the Year (2010)
- NABC District 11 Coach of the Year
- 2010  Tournament
- 1996  Tournament Final Four
- 2006  Tournament Elite 8
- 1992  Tournament Sweet 16
- 9  Tournament appearances (7 as a coach, 2 as a player)
- 6 Conference Championships
- 4 Conference Tournament Championships
- No. 3 recruiter in nation by Rivals.com
- 6 national top 10 recruiting classes
- 4 players coached are in the 
- 2002  Champions
- played professional basketball in Spain
- 2-time **AAU** 2nd team (1991,1993)
- **AAU** Freshman team (1990)
- 4-year record of 91-39 (.700) as a standout at UMass from 1989-93
- won back-to-back **AAU** regular season and tournament titles in 1992 and 1993
- Scored 1,643 career points at UMass

renewal of the SEC Tournament since 1952.

It still remains as the longest SEC Tournament game in history.

Bubba Price had 28 points and seven rebounds and Bobby Cattage 21 points while Earl Banks had 20 points and nine rebounds in the historical win over the Bulldogs. Banks scored Auburn's only two points in the second overtime on a tip-in. Price hit two crucial shots in the third overtime to put the Tigers ahead both times and Eric Stringer, who had 12 points, eight assists and six rebounds, made a layup with :08 to play in the fourth overtime to clinch the win. Cattage hit both ends of a crucial one-and-one with 2:48 left in the third overtime to give Auburn an 89-87 lead. Cattage then scored what proved to be the winning basket with 1:06 left in the fourth overtime.





**KENNY G. •
SEC PLAYER OF THE WEEK**

Kenny Gabriel was named SEC Player of the Week after averaging 20.0 points and 9.0 rebounds in both of Auburn's double-digit comeback wins over Ole Miss and at LSU the last week of the regular season. He shot 50 percent from the field, 42.9 percent from 3-point range and 81.3 percent (13-of-16) from the free throw line.

Gabriel notched his first career double-double against an SEC team and third overall with game-highs of 16 points and 11 rebounds at LSU on March 5. He scored 10 straight points for Auburn to keep the Tigers within striking distance in the first half, trimming a 20-9 deficit to 27-21. He drilled a huge jumper just inside the free throw line with 1:45 remaining in the game to give Auburn a six point lead.

He scored a career-high 24 points on 3-of-5 three-pointers and had seven rebounds as Auburn erased a 20-point deficit to defeat Ole Miss 76-73 on March 2. It was the second largest comeback in school history.

Gabriel is Auburn's first SEC Player of the Week since Korvotney Barber in the final week of the 2008-09 season.

2010-11 SEC STANDINGS						
Western Division			SEC	ALL	Eastern Division	
Alabama#	12-4	20-10			Florida^*	13-3 24-6
Mississippi State	9-7	17-13			Kentucky	10-6 22-8
Ole Miss	7-9	19-12			Vanderbilt	9-7 21-9
Arkansas	7-9	18-12			Georgia	9-7 20-10
Auburn	4-12	11-19			Tennessee	8-8 18-13
LSU	3-13	11-20			South Carolina	5-11 14-15

Western Division Champion
^ SEC Champion * Eastern Division Champion
-- through Mar. 9, 2011

Gabriel is Auburn's first SEC Player of the Week since Korvotney Barber in the final week of the 2008-09 season. The 6-foot-8, 190-pound junior forward is averaging 10.4 points and 5.9 rebounds, but in Auburn's last four games, he is averaging both a team-high 15.0 points and 6.5 rebounds.

He has the fourth most improved scoring average in the SEC this year with a +7.6 increase from 2.8 ppg as a sophomore last year to 10.4 ppg this season.



**JIMMY FIBBE •
AUBURN'S SEC LEGEND
6-3, 180, F, Frankfort, KY
(1958-61)**

Jimmy Fibbe finished his Auburn career ranked fourth on the Tigers' all-time scoring chart with 838 points. The Frankfort, Ky., native had a one-and-one free throw situation with Auburn down 59-58 with :04 left against Kentucky and made both to give the 17th-ranked Tigers a 61-60 victory the Wildcats en route to the SEC Championship. Fibbe ranks third on Auburn's single-season free throw percentage chart making 86.5 percent in 1960-61. The 6-foot-3 forward ranked fifth on Auburn's career free throw percentage list (.802) and

ninth on the field goal percentage chart (.548).

The 2011 SEC Legends class includes Robert Horry, Alabama; George Kok, Arkansas; Jimmy Fibbe, Auburn; Craig Brown, Florida; Walter Daniels, Georgia; Kevin Grevey, Kentucky; Howard Carter, LSU; Bob Weltlich, Ole Miss; Darryl Wilson, Mississippi State; BJ McKie, South Carolina; Jimmy England, Tennessee and Jeff Turner, Vanderbilt.

Each SEC Basketball Legend will be recognized at halftime of his institution's first game at the tournament.

Highlighting the schedule of events at the Sunkist Soda SEC FanFare will be appearances by selected legends. FanFare will be open Thursday-Saturday.

GEORGIA NOTES

SCOUTING GEORGIA

The Bulldogs have won six of their last 10 games despite losing at Alabama 65-57 on Saturday while Trey Thompkins led Georgia with 15 points and 10 rebounds and Travis Leslie's 15 points ... Georgia's stretch run began with wins at Arkansas 60-59 on Feb. 2 and an 81-72 overtime victory over Auburn three days later ... the Bulldogs' other wins in the stretch have come with two vs. South Carolina, 60-56 in Columbia and 64-48 in Athens, at Tennessee 69-63 and vs. LSU 73-53 ... the losses have come to Xavier 65-57, Vanderbilt 64-56 and at Florida 71-62 ... in the overtime win over Auburn, Jeremy Price had 22 points and 14 rebounds while Leslie had 20 points and 8 rebounds and Thompkins 16 points, 6 rebounds and 5 assists ... Earnest Ross had a career-high 30 points on 5-of-7 three-pointers for Auburn in the game ... Thompkins ranks eighth in the SEC averaging 15.8 points per game and is fourth averaging 7.6 rebounds ... Travis Leslie ranks 15th in the league averaging 14.3 points and

AUBURN TIGERS ROSTER

0 Josh Langford	G	6-7	207	Fr.	Huntsville, AL (Lee)
2 Allen Payne	F	6-6	205	Fr.	Cincinnati, OH (Winton Woods)
3 Chris Denson	G	6-2	180	Fr.	Columbus, GA (Shaw)
5 Ty Armstrong	F	6-9	220	So.	Melbourne, FL (Florida Air Academy)
11 Josh Wallace*	G	5-10	160	So.	Pensacola, FL (Booker T. Washington)
15 Tony Neysmith	G	6-5	205	Jr.	Norcross, GA (Oklahoma)
22 Kenny Gabriel	F	6-8	190	Jr.	Charlotte, NC (Paris, TX, JC)
23 Frankie Sullivan	G	6-1	195	Jr.	Uniontown, AL (R.C. Hatch)
24 T.J. Rice*	G	5-9	160	Fr.	Alpharetta, GA (Alpharetta)
25 Jake Drum*	F	6-5	215	Jr.	Hoover, AL (Spain Park)
32 Noel Johnson**	F	6-6	200	So.	Fayetteville, GA (Fayette County)
33 Earnest Ross	G	6-5	215	So.	Cary, NC (Panther Creek)
40 Doug Merrell*	F	6-9	205	Sr.	Birmingham, AL (Vestavia Hills)
41 Rob Chubb	C	6-10	222	So.	Peachtree City, GA (Montverde Acad., FL)
44 Dylan Spencer*	G	6-4	190	So.	Birmingham, AL (Vestavia Hills)
45 Adrian Forbes	F	6-8	230	Jr.	Spanish Town, Jamaica (Trinity Valley CC, TX)
50 Varez Ward	G	6-2	192	So.	Montgomery, AL (Texas)

Head Coach: Tony Barbee (UMass '93)
Asst. Coaches: Tony Madlock (Memphis '91), Randall Dickey (Ouachita Baptist '83), Milt Wagner (Louisville/Memphis '04)
Executive Dir. of Basketball: Steve Smith (UMass '81)
Dir. of Basketball Operations: Mike Babul (UMass '00)
Video Coordinator: Nathaniel Root (Memphis '03)
Administrative Assistant: Corey Speights (UTEP '08)
Athletic Trainer: Jarod Grace (Auburn '99)
* walk-on ** redshirting, eligible after fall 2011

PRONUNCIATION CHART

Noel Johnson	No - elle Johnson
Tony Neysmith	Nay - smith
Varez Ward	VUH - rez
Mike Babul	BAY - bull

is seventh shooting 50.2 percent from the field ... Dustin Ware leads the SEC with a 3.2 assist/turnover ratio, is third shooting 45.4 percent from 3-point range and is sixth with 3.6 assists ... Price is sixth in the SEC shooting a team-high 50.5 percent from the floor ... the Bulldogs lead the SEC with 15.3 assists per game, are third in field goal pct. defense (.396) and rank fourth in the league shooting 45.5 percent from the field ... Georgia, which had a 48-30 rebounding advantage in the Feb. 5 game vs. Auburn, has a +6.3 rebound margin in SEC games only to lead second best Florida, who has a +4.4 margin.

AUBURN-GEORGIA SERIES

This is the 176th meeting between the Tigers and Bulldogs with the teams having to go into overtime on Feb. 5 before

MISCELLANEOUS STATS

AUBURN'S RECORD WHEN: STARTING LINEUPS

(Chubb, Langford, Wallace, Sullivan, Ross)	3-0
(Payne, Gabriel, Langford, Wallace, Sullivan)	1-0
(Payne, Gabriel, Chubb, Wallace, Ross)	1-0
(Chubb, Langford, Malone, Neysmith, Ross)	2-3
(Payne, Gabriel, Forbes, Wallace, Ross)	3-6
(Gabriel, Forbes, Malone, Wallace, Ross)	1-3
(Gabriel, Chubb, Malone, Wallace, Ross)	0-1
(Payne, Gabriel, Chubb, Denson, Wallace)	0-3
(Payne, Chubb, Langford, Wallace, Ross)	0-3

AUBURN'S RECORD WHEN ... STARTS:

Frankie Sullivan	4-0 (1,000)
Josh Langford	6-6 (.500)
Tony Neysmith	2-3 (.400)
Earnest Ross	10-16 (.385)
Rob Chubb	6-10 (.375)
Josh Wallace	9-16 (.360)
Kenny Gabriel	6-13 (.316)
Adrian Forbes	4-9 (.308)
Allen Payne	5-12 (.294)
Chris Denson	0-3 (.000)

When Auburn leads at the half	6-4
When opponent leads at the half	5-15
When it is tied at the half	0-0
When Auburn leads with 5 minutes left	6-3
When opp. leads with 5 minutes left	3-14
When it is tied with 5 minutes left	2-2
When Auburn leads with 1 minute left	10-0
When opp. leads with 1 minute left	1-19
When Auburn outrebounds opponent	9-4
When opponent outrebounds Auburn	2-14
When rebounds are the same	0-1
When AU shoots 50% or better from floor	1-0
When AU shoots less than 50% from floor	10-19
When opp. shoots 50% or better from floor	1-5
When opp. shoots less than 50% from floor	10-14
When AU fg% higher than opponents	8-3
When AU fg% less than opponents	3-16
When AU 3fg% higher than opponents	4-8
When AU 3fg% less than opponents	7-10
When AU 3fg% exact same as opponents	0-1

2010-11 INDIVIDUAL HIGHS

POINTS

AU: 30, Earnest Ross at Georgia
Opp.: 35, Terrence Jones, at #15 Kentucky

FIELD GOALS MADE

AU: 12, Earnest Ross at Georgia
Opp.: 11, Terrence Jones, at #15 Kentucky

FIELD GOALS ATTEMPTED

AU: 21, Ross vs. LSU/Malone vs. Samford
Opp.: 17, T. Jones, at #15 UK/D. Nelson, OM

3-POINTERS MADE

AU: 6, Andre Malone vs. Samford
Opp.: 8, Josh Davis, Samford

3-POINTERS ATTEMPTED

AU: 15, Earnest Ross vs. LSU
Opp.: 11, 3 players

FREE THROWS MADE

AU: 9, Earnest Ross vs. Georgia Southern
Opp.: 10, J. Nobles, at Ark./J. Price at Ga.

FREE THROWS ATTEMPTED

AU: 11, Earnest Ross vs. Georgia Southern
Opp.: 14, JaMychal Green, at Alabama

REBOUNDS

AU: 13, Kenny Gabriel at So. Carolina/v. UNCA
Opp.: 16, Al'Lonzo Coleman, Presbyterian

ASSISTS

AU: 7, Josh Wallace v. #18 Vandy/Florida St.
Opp.: 9, Ben Drayton, Georgia Southern

TURNOVERS

AU: 6, K. Gabriel v. Campbell/E. Ross v. Vandy
Opp.: 8, Al'Lonzo Coleman, Presbyterian

BLOCKS

AU: 4, Chubb v. NC Asheville/Gabriel v. USC
Opp.: 6, Peter Roberson, Grambling

STEALS

AU: 5, F. Sullivan v. USC Upstate/J. Wallace at Ga.
Opp.: 6, Ayron Hardy, Jacksonville

2010-11 AUBURN INDIVIDUAL SEASON HIGHS

	Points	Rebounds	Assists/ *Blocks/ ^Steals
Ty Armstrong	5 at Georgia	6 at Georgia	1 vs. Alabama/Tennessee
Rob Chubb	18 at South Carolina .	10 vs. UNC Asheville.....	4* vs. UNC Asheville
Chris Denson	16 at Ole Miss	5 at Arkansas.....	4 vs. Florida
Jake Drum	3 vs. Ark.-Pine Bluff	4 vs. Ark.-Pine Bluff	1, twice
Adrian Forbes	11 at Arkansas	7 at Mississippi State.....	2* vs. MTSU/Tennessee
Kenny Gabriel	24 vs. Ole Miss	13 at So. Carolina/v. UNCA....	4* vs. USC Upstate
Josh Langford.....	16 vs. Florida State ...	6 vs. LSU/USC Upstate	3* vs. Grambling
Tony Neysmith	8 vs. Ga. SW	4 vs. Georgia Southern.....	5 vs. Ark.-Pine Bluff
Allen Payne	16 vs. Ark.-Pine Bluff	8 at South Carolina	4^, Georgia Southern
Earnest Ross.....	30 at Georgia	13 vs. Alabama	5, five times
Frankie Sullivan.....	17 vs. Ga. Southern.....	5 v. Ga. So./USC Upstate	6 vs. USC Upstate
Josh Wallace.....	17 at South Carolina .	7 at LSU.....	7 v. #18 Vandy/Florida St.

* Bold if career-high

Georgia won to take an 88-87 series lead.

The Tigers have a 9-7 edge in neutral sites, including a 3-4 mark in SEC Tournament games with three straight first round losses to the Bulldogs.

This will be the third meeting (all in Atlanta's Georgia Dome) between Auburn and Georgia in the SEC Tournament in the last eight years after not playing in the postseason tournament in the previous 16 years, dating back to a 65-60 Georgia win in 1988 in Baton Rouge, La.

The Bulldogs defeated the Tigers 81-72 in overtime on Feb. 5 in Athens to end Auburn's two-game winning streak. The Tigers defeated Georgia 82-63 last year in Beard-Eaves-Memorial Coliseum and beat the Bulldogs 71-59 in Athens in 2009.

Georgia has a 59-22 advantage in Athens and a 25-11 mark in Stegeman Coliseum. Auburn defeated Georgia 71-59 two years ago to end a four-game losing streak in Athens.

Auburn has won seven of the last nine

games between the two in Auburn and has a 56-22 series lead.

TONY BARBEE vs. GEORGIA

Auburn head coach Tony Barbee is 0-1 against Georgia as the Tigers lost an 81-72 heartbreaker in Athens on Feb. 5. Bulldog head coach Mark Fox is 1-1 against Auburn in his second year at the school.

MOST COMMON OPPONENT

Auburn and Georgia have played each other 175 times, making the Bulldogs the Tigers' most common opponent in their 105 seasons of basketball. In fact, the series is only separated by one game as Georgia has an 88-87 lead.

All 175 games in the series have been decided by just an average of one point with Georgia scoring 59.19 ppg (10,358) to Auburn's 58.13 ppg (10,172).

Georgia defeated Auburn 81-72 in overtime in Athens on Feb. 5.

What They've Said:

"Well, how about this one? They won as many road games in the league as we have (2). I think he should have been considered for Coach of the Year, but we all base it on number of wins. What he has done, and you want to talk to any coach with what he has done with that team to keep them into every game that they played, they had a chance to win. To be down 20 (vs. Ole Miss) and to come back and win games or have a chance to win, that is what coaching is. I just think he has done wonders. I believe he should be considered Coach of the Year. You got some haters out there that got their personal problems that will make jokes about it, but then again they don't know what coaching is. So, I think he should be considered. Obviously, Billy (Donovan). Obviously, there are two or three other guys, Kevin Stallings, Anthony Grant. Those guys did great jobs this year. Tony is right there with them."

-- Kentucky coach John Calipari when asked what type of job Tony Barbee has done with the Auburn team

"Those two Alabama coaches -- there was an official that said Tony Barbee should be considered for coach of the year for what he's doing at Auburn. Everybody bases it on who wins the most, but both of those guys are doing well and coaching their butts off."

-- Kentucky coach John Calipari on the SEC Coach of the Year

"I didn't get an opportunity to coach against him, but I did prepare the team before Auburn, and I was very impressed. I thought his team got better through the season. Early in the year, they didn't really look like they could be a competitive team. They improved throughout the season. I think he did an amazing job coaching them. So I was impressed, not only what he did technically, but how he kept the guys together and how they improved."

-- Tennessee coach Bruce Pearl when asked about Tony Barbee as SEC Coach of the Year

"It's a much better atmosphere they have now than what they had in the other arena for sure. Everything's just closer, and you've got people on the floor around you."

"You just didn't really feel any atmosphere in their old place. But, they've definitely got atmosphere now."

"Even with them not winning as many games as they'd like, the people are still showing up there. That's a positive, and when they're playing well, that's a very difficult place to play."

-- Mississippi State coach Rick Stansbury on Auburn Arena after the Tigers erased a 19-point 2nd half deficit with 11:01 remaining to win

"You have to give a lot of credit to Auburn. They are very much improved from the last time we played them. We knew it was going to be a battle in this building. Auburn is the type of team where when they get behind they start to play harder. It's really a tribute to the coaching and the character of those kids. We are very fortunate to win the last play."

-- Arkansas coach John Pelphrey

Total Points in 175 game series:

Georgia 10,358 pts...59.19 ppg
Auburn 10,172 pts...58.13 ppg

GEORGIA TIGERS

Four Tigers call Georgia home in junior Tony Neysmith, sophomore Rob Chubb and freshmen Chris Denson and T.J. Rice.

Neysmith attended Norcross High, Chubb went to McIntosh High in Peachtree City, Denson attended Shaw High in Columbus and Rice went to Alpharetta (Ga.) High.

4 STRAIGHT NAILBITERS

Auburn is 5.3 seconds away from winning its last four games.

Prior to Auburn's 15-point come-from-behind 60-51 victory at LSU on Saturday, the Tigers had their second largest comeback in school history coming from 20 points down to defeat Ole Miss 76-73 on March 2.

Before the win over Ole Miss, Auburn lost two straight games in the final seconds to Arkansas and at SEC-leading Alabama by a combined four points.

Alabama scored on a tip-in with 0.3 seconds left to defeat Auburn 51-49 on Feb. 23 in Tuscaloosa.

Arkansas scored with 5 seconds left to defeat the Tigers 57-55 on Feb. 26 in Auburn.

Auburn has lost five SEC games this season by seven points or less or in overtime. In fact, the Tigers have lost eight games this season games by seven points or less. Here is a listing of those losses:

- UNC Asheville, Nov. 12 70-69 (ot)
- Campbell, Nov. 20 61-54
- Presbyterian, Dec. 18 62-59
- LSU, Jan. 8 62-55
- Florida, Jan. 20 45-40
- at Georgia, Feb. 5 81-72 (ot)
- at Alabama, Feb. 23 51-49
- Arkansas, Feb. 26 57-55

DON'T COUNT THEM OUT

Auburn has had several huge deficits this season and came back to win four games after trailing by 17 points or more. All of them were second half deficits but the Ole Miss and Middle Tennessee State games in which Auburn fell behind by 20 points and 17 points, respectively, in the first half.

Here is a look back at those:

2010-11 TIGER STAT LEADERS**Double-figure scoring games (76)**

Earnest Ross 22
Kenny Gabriel 17
Rob Chubb 11
Andre Malone 7
Allen Payne 5
Chris Denson 5
Josh Langford 3
Josh Wallace 3
Frankie Sullivan 2
Adrian Forbes 1
Opponents 80

20-point scoring games (7)

Earnest Ross 5
Kenny Gabriel 1
Andre Malone 1
Opponents 11

30-point scoring games (1)

Earnest Ross 1
Opponents 4

Double-figure rebounding games (12)

Earnest Ross 6
Kenny Gabriel 5
Rob Chubb 1
Opponents 12

Double-Doubles (9)

Earnest Ross 6
Kenny Gabriel 3
Opponents 9

Games leading AU in scoring

Earnest Ross 13
Kenny Gabriel 7
Andre Malone 4
Allen Payne 3
Rob Chubb 2
Josh Langford 1
Chris Denson 1

Games leading AU in rebounding

Earnest Ross 14
Kenny Gabriel 11
Allen Payne 3
Rob Chubb 3
Josh Langford 2
Adrian Forbes 1

Charges Taken (43)

Adrian Forbes 21
Kenny Gabriel 10
Frankie Sullivan 3
Josh Wallace 4
Rob Chubb 2
Jake Drum 1
Tony Neysmith 1

Floor Burns (158)

Kenny Gabriel 37
Adrian Forbes 30
Rob Chubb 15
Earnest Ross 15
Josh Wallace 13
Allen Payne 11
Tony Neysmith 9
Chris Denson 9
Andre Malone 6
Frankie Sullivan 6
Josh Langford 5
Jake Drum 2

Dunks (45)

Kenny Gabriel 18
Adrian Forbes 11
Rob Chubb 8
Allen Payne 4
Earnest Ross 3
Josh Langford 1

	Deficit	Time	Run	Result
at LSU, M5	15	13:47	left 35-9	W, 60-51
Ole Miss, M2	20	2:01	left 1st 36-12	W, 76-73
Arkansas, F26	13	17:26	left 35-22	L, 57-55
Miss.State, F12	19	11:01	left 30-7	W, 65-62
Miss.State, F12	14	5:00	left 20-2	W, 65-62
LSU, Jan. 8	31	17:50	left 18-0	L, 62-55
at Georgia, F5	4	13.7 sec.	left 6-0	L, 81-72(ot)
at Arkansas, J25	24	8:37	left 37-7	L, 73-64
Ark.-PineBluff, N30	7	4:04	left 11-0	W, 76-72
MTSU, Nov. 21	17	7:09	left 1st 28-3	W, 68-66

BACK-TO-BACK 2nd HALF DOUBLE-DIGIT COMEBACK WINS

Auburn has won back-to-back games when trailing by 15 or more points in the second half.

Auburn defeated LSU 60-51 on Saturday in Baton Rouge by going on a 35-9 run to erase a 15-point deficit with 13:47 remaining.

The Tigers' 20-point comeback in the win over Ole Miss on March 2 in Auburn is the second largest in school history.

LARGEST COMEBACKS IN SCHOOL HISTORY

Auburn has recorded two of the four largest comebacks in school history this season in victories over Ole Miss and Mississippi State.

The Tigers' 20-point comeback in the win over Ole Miss on March 2 is the second largest.

Auburn erased a 19-point deficit in its 65-62 win over Mississippi State on Feb. 12 to tie for the third largest.

The largest comeback in school history is 22 points in Auburn's 82-78 victory over No. 13 Louisville in the 1995 Puerto Rico Shootout championship game.

Here is a listing of the top comebacks for wins in Auburn history:

	Deficit	Time	Run	Result
#13 UofL, 11-26-95	22	half	55-29	W, 82-78
Ole Miss, M2	20	2:01	left 1st 36-12	W, 76-73
Miss.State, F12	19	11:01	left 30-7	W, 65-62
at LSU, 1-9-99	19	10:43	left	W, 73-70

TALE OF TWO HALVES IN SEC PLAY

Here is a comparison of Auburn's stats in SEC games from the first half to the second half:

	1st 1/2	2nd 1/2
Scoring Margin	-8.7	+1.6
PPG	24.6	35.6
FG%	.338	.437
3FG%	.255	.364
Rebound Margin	-4.0	+1.6

AUBURN IN THE LAST 4 GAMES

Here are some stat comparison's in Auburn's last four SEC games to its first 12 league games this year:

	Last 4	1st 12 SEC
Record	2-2	2-10
Scoring Margin	+2.0	-10.5
Scoring Defense	58.0	71.2
FG% Defense	.361	.453
Free Throw Pct.	.720	.643
Kenny Gabriel ppg	15.0	10.9
Earnest Ross ppg	13.0	14.8
Rob Chubb ppg	7.8	6.9

TIGERS DEFENSE IN SEC RANKINGS

Auburn is ranked second in the SEC with 7.9 steals per game.

The Tigers held both Florida and Alabama, who are both leading the SEC standings, to under 30 percent shooting from the field and under 20 percent from 3-point range.

- vs. Florida: 15-53 fgs, .283 5-26 3fgs, .192
- at Alabama 11-42 fgs, .262 2-12 3fgs, .167

MOST IMPROVED IN SEC

Auburn sophomore Earnest Ross' scoring average has improved 10.6 points from last year. He is averaging 13.4 points this season compared to 2.8 points as a freshman last year.

Auburn's Kenny Gabriel is fourth on the list with a +7.6 ppg improvement.

Here is a list of the top scoring increases in the league:

	'11 ppg	'10 ppg	Diff.
Earnest Ross, So., AU	13.4	2.8	+10.6
Festus Ezeli, Jr., VU	12.9	3.8	+9.1
John Jenkins, So., VU	19.4	11.0	+8.4
Kenny Gabriel, Jr., AU	10.4	2.8	+7.6
Delvon Johnson, Sr., Ark.	9.4	2.6	+7.0
Tony Mitchell, So., Ala.	15.5	9.2	+6.3

LAST TIME vs. GEORGIA

Georgia 81, Auburn 72 (ot) (Feb. 5, 2011, in Athens, Ga.)

Earnest Ross scored a career-high 30 points, including Auburn's final nine points, but the scrappy Tigers lost an 81-72 overtime heartbreaker to Georgia in Stegeman Coliseum. Ross, who made 5-of-7 3-pointers, scored four points in 3.7 seconds to send the game into overtime. Georgia led by six with under three minutes to go in regulation and led 67-63 before Ross made a layup with 13.7 seconds remaining, stole the inbounds pass at midcourt and drove in for the tying layup with 10 seconds left. Gerald Robinson drove the length of the court and missed a layup in traffic just before the buzzer as the game went into overtime tied at 67. Ross opened the extra period with another layup to give Auburn a 69-67

lead, its first since 15-13 just under eight minutes into the game. After Robinson split a pair of free throws and sank a 3-pointer to put the Bulldogs back in front, Ross drilled his career-high tying fifth trey to give the Tigers a 72-71 lead with 3:13 to play. Georgia scored the game's final 10 points after that. Auburn jumped out to a 14-8 lead but Georgia went on a 13-1 run while holding the Tigers scoreless for nearly five minutes. Back-to-back 3-pointers by Travis Leslie and Sherrard Brantley helped extend the Bulldogs lead to their largest of the game at 29-20 with 6:26 to go in the half. The Tigers made 3-straight 3-pointers as Ross banked-in a trey and swished another, and Josh Langford drained one from the left corner. That was followed by a Chris Denson drive in the lane for an 11-2 run to bring Auburn to within 33-32 with 2:05 to go. Trailing 38-34 at halftime, Ross scored two straight layups to tie the game a minute in. His fourth 3-pointer of the game brought Auburn to within 60-55 with 8:11 left. A Gabriel jumper and Forbes' shot in the lane on Auburn's next two possessions brought the Tigers within 60-59 with 6:20 to go. A Josh Wallace steal and Denson fastbreak layup closed the Georgia lead to 66-63 with 1:33 left to set up the heroics in the final seconds of regulation. Kenny Gabriel had 11 points for Auburn while Denson scored 10 points off the bench. Ross also pulled down seven rebounds and had three steals along with 12-of-18 shooting from the field. Jeremy Price's 22 points and 14 rebounds led Georgia as Travis Leslie added 20 points and eight boards and Trey Thompkins totaled 16 points, six rebounds and five assists.

LAST TIME vs. GEORGIA in the SEC Tournament

Georgia 80, Auburn 65 (Mar. 8, 2007, in Atlanta, Ga.)

Levi Stukes had 22 points and Takais Brown 19 points and 13 rebounds to lead Georgia to an 80-65 victory over Auburn in the SEC Tournament first round in the Georgia Dome. Stukes scored 14 of his team's first 25 points making 4-of-6 three-pointers during the spurt. He made two-straight treys that started a 10-0 Georgia run for a 29-19 lead with 9:05 left in the first half. Auburn had jumped out to a 10-3 lead to start the game. When Auburn started focusing on Stukes, his teammates picked up the slack. Brown made 9-of-13 shots from the field, most of

them with power moves on the inside, and matched his career high with 13 rebounds. After leading 41-31 at the half, the Bulldogs put the game away by scoring 10 of the first 12 points after the break for a 51-33 lead with 16:45 remaining. Josh Dollard led Auburn with 13 points and a career-high 14 rebounds. Stukes finished 6-of-11 from 3-point range as Georgia made 10-of-24 from behind the arc, including a torrid 7-of-14 in the first half. The Tigers committed 21 turnovers and only shot 24 percent (6-of-25) from 3-point range.

LAST TIME OUT

Auburn 60, LSU 51

(Mar. 5, 2011, in Baton Rouge, La.)

Auburn erased a 15-point second half deficit with a 35-9 run as Kenny Gabriel and Earnest Ross each scored 16 points to lead Auburn to a 60-51 victory over LSU in the Maravich Assembly Center. It was Auburn's second straight double-digit comeback win as the Tigers came from 20 points down to defeat Ole Miss. Gabriel and Ross each had double-doubles with 11 rebounds and 10 rebounds, respectively. Auburn scored the first point of the second half to trail 29-25, but LSU scored 11 straight points and held the Tigers without a field goal for the first 6:13 to take its largest lead of the game at 40-25. From the 13:46 mark, Auburn answered with a 14-2 run to close to within 42-39 as Ross split a pair of free throws after Storm Warren picked up his fourth foul with 8:10 to go. Warren had 10 first half points and finished with 14 to lead LSU. Ross' driving teardrop in the lane made it a one point game, and Josh Wallace made two free throws to give Auburn the lead for good at 45-44 with 5:51 left, its first lead since 3-2. Ross' steal and 3-point play with a layup and free throw put Auburn ahead 48-44 with 5:11 left, capping a 23-4 run in over nine minutes. Auburn held LSU without a basket from the 13:27 mark to 3:12 left when Warren scored on a fastbreak layup that closed Auburn's lead to 48-46. Gabriel hit a huge jumper just inside the foul line to give Auburn a 54-48 edge with 1:45 to play, and the Tigers increased it from there by going 6-of-6 from the free throw line. LSU opened the game leading 9-3 and extended it to 20-9 with 8:21 left in the first half. Gabriel scored 10 straight points to get Auburn to within 27-21 with 1:32 left. Rob Chubb made a conventional 3-point play with 6.2 seconds left to close

the LSU lead to 29-24 at halftime. Auburn held LSU to only 28 percent shooting in the second half. Auburn went 22-of-30 (.733) from the foul line and LSU 11-of-19 (.579). Auburn outrebounded LSU 46-31, including a massive 28-14 edge in the second half. In back-to-back games, Auburn erased a 20-point second half deficit in its win over Ole Miss in the second largest comeback in school history and followed that up with the 15-point comeback victory at LSU. Auburn had earlier comeback wins this season after trailing by 19 to Mississippi State on Feb. 12 and by 17 points to Middle Tennessee State on Nov. 21. Auburn, a preseason last place pick, finished as the SEC's No. 5 seed.

QUOTING TONY BARBEE (On Georgia)

"We drew Georgia in the first round on Thursday afternoon. We played a good game in Athens against Georgia. They are a difficult matchup for us because of their size, and the challenge they present inside because of their size with their four and five with (Trey) Thompkins and (Jeremy) Price and (Chris) Barnes. Those guys are a difficult matchup for us. If you pay too much attention to them, they have guards who are more than capable of burning you with the guys they have on the perimeter with (Gerald) Robinson and (Dustin) Ware and (Travis) Leslie. It is a difficult matchup even though we played well in Athens. It seems like that was four months ago. It's been so long since we've played them (Feb. 5). They are probably a much different team than we played them at that time, and I know we are a much different team than when we played them at that point."

(What do all these comebacks say about Auburn's mentality and team?)

"It just speaks to the character of these kids, the mental toughness, the mental makeup that no matter how big the deficit, these guys believe that they are in any ballgame. It is unfortunate. It's not something that we plan on doing in digging ourselves big holes, but for some reason, they've come out very slow offensively in the first half. Then, we pick it up it seems in the second half when we get down. So, I tried to play a little bit of a mind game with them to get to LSU to act like the first half was the second half, but obviously that didn't work because we got down 15

in that game. These guys believe, and they have all year long even though our record doesn't indicate it. This has been a fun year for me, and it has been a fun year for these guys because of how they have competed all year long."

(What about the maturity level of coming back on the road at LSU and not just at home)

"It's surprising because we do have such a young team with three freshmen who play significant minutes and no seniors on the team. It is surprising the kids do play with that type of composure on the road, but it's kind of what we preach as a staff in what you emphasize and what you talk about. It is kind of what the team takes on. We talk about it whether you are at home, whether you are on the road and whether you are playing a pickup game in the park, it doesn't matter because the court is the same length, the baskets are the same height, and there is usually about the same amount of air in the basketball. So, just do what you do, and if it is good enough, then you will have an opportunity to win."

(How rewarding was it in the locker room to see Auburn win their final two regular season games and finish so strongly?)

"It was fun to watch the reaction from the kids. That's the most important thing. The biggest thing, and I have said it before, these guys have given me everything that they have. They have done everything that I have asked all year long, and that is why I talk about this has probably been one of the funnest and most rewarding years that I have had as a coach because of that. Obviously, that doesn't reflect in the record but more than anything was about building the foundation for what is to come with the future of this program. These guys have done a great job of establishing what I wanted to establish ... the mental toughness, the physical toughness of how we are going to play, the never give up, the never die attitude and so that is why it was rewarding to see those guys on Saturday night have the kind of joy that they had. It is something that we have done all year long. We've been able to come back from big deficits and fortunately in this last week, we were able to get over the hump with something we haven't been able to do all year long."

(As you go into SEC Tournament play, do you see a different look with your team now that they have seen success?)

"Not necessarily. These guys have played with confidence all season long. That's not going to change now. The one big change, and it is the same change for everybody, now that we are in postseason play, what you did two games ago, what you did 20 games ago doesn't matter. Everybody is starting new. Everybody's record is 0-0, and usually the teams that are still excited about playing this time of the year are the teams that continue to play, and I think I have one of those teams that are excited to be around each other every day, and they are excited to have another opportunity to play on Thursday."

(On Kenny Gabriel being named SEC Player of the Week)

"I am excited for Kenny, and it is a much-deserved honor for him for the way he played this past week. What he has to realize is to believe in himself because he has the ability to be that type of player consistently over the course of the season. He hasn't this year. That has a lot to do with why we struggled because we needed him to play better because he has that ability. I'm excited that he is playing his best down the stretch, and this will be a big offseason for him to put in the work to physically improve his body so he can compete at that kind of level night-in and night-out in this league.

"It seems like with individual awards, they are also indicators of how your team is playing. If we went 0-2 last week, as well as he played, he doesn't get this award. It is a great indicator of your team's success as well."

PLAYER NOTES

CAREER-HIGH FOR EJ

Sophomore Earnest Ross is averaging 16.1 points and 6.5 rebounds while shooting 52.4 percent (43-of-82) from the field and 48.6 percent (17-of-35) from 3-point range in Auburn's last eight games.

Ross is the most improved player in the SEC with a +10.6 scoring average improvement from last year when he averaged 2.8 ppg as a freshman.

He had his sixth double-double of the season with 16 points and 10 rebounds in Auburn's 60-51 come-from-behind victory

at LSU in the regular season finale.

Ross notched his fifth double-double with 19 points, 10 rebounds and five assists vs. No. 18 Vanderbilt on Feb. 19. He went 3-of-5 from 3-point range.

He had a career-high 30 points on 5-of-7 three-point shooting and seven rebounds in Auburn's overtime loss at Georgia on Feb. 5. He scored Auburn's final nine points of the game, including four points in 3.7 seconds to send the game into overtime.

The Cary, N.C., native had 21 points on 3-of-6 three-pointers in Auburn's 19-point come-from-behind victory over Mississippi State on Feb. 12.

He recorded his fourth career double-double with 20 points, a career-high 13 rebounds and five assists vs. Alabama on Jan. 22.

After coming off the bench for only the second time all season vs. Florida, Ross drilled his first three 3-point attempts in the first half and finished with 11 points on 4-of-6 shooting from the field, including 3-of-4 from 3-point range.

He had 15 points on 5-of-17 shooting from the field, six rebounds and four assists at Mississippi State on Jan. 16.

Ross had 21 points on 5-of-15 three-pointers vs. LSU in the SEC opener.

He notched his third double-double of the season with 10 points and a career-high tying 11 rebounds in the win vs. Florida State on Jan. 3. He had 14 points, nine rebounds and three steals vs. Grambling.

He totaled 20 points, six rebounds, three assists and two steals in the win over Georgia Southern on Dec. 29 and had 16 points and six rebounds vs. USC Upstate on Dec. 21.

Ross recorded the second double-double of his career with 15 points, 10 rebounds and five assists vs. Rutgers on Dec. 11.

He scored a career-high 22 points in Auburn's win over Middle Tennessee State on Nov. 21 on 8-of-13 shooting from the field, including 3-of-5 from 3-point range.

Ross recorded his first career double-double with 18 points and a career-high 11 rebounds vs. Jacksonville on Nov. 27. He also had four steals.

On the season, he is averaging a team-high 13.4 points and 6.7 rebounds, which ranks 17th and 14th in the SEC, respectively. Ross is 14th in the league shooting 78.9 percent from the foul line.

KENNY G.

Kenny Gabriel was named SEC Player of the Week averaging 20.0 points and 9.0 rebounds in both of Auburn's double-digit comeback wins over Ole Miss and at LSU the last week of the regular season. He shot 50 percent from the field, 42.9 percent from 3-point range and 81.3 percent (13-of-16) from the free throw line.

Gabriel notched his first career double-double against an SEC team and third overall with game-highs of 16 points and 11 rebounds at LSU on March 5. He scored 10 straight points for Auburn to keep the Tigers within striking distance in the first half. He drilled a huge jumper just inside the free throw line with 1:45 left to give Auburn a six point lead.

He scored a career-high 24 points on 3-of-5 three-pointers and had seven rebounds as Auburn erased a 20-point deficit to defeat Ole Miss 76-73 on March 2. It was the second largest comeback in school history.

He has the fourth most improved scoring average in the SEC this year with a +7.6 increase from 2.8 ppg as a sophomore last year to 10.4 ppg this season.

He had a then career-high tying 18 points on 2-of-2 three-pointers, five rebounds and two steals in the 19-point comeback win over Mississippi State on Feb. 12.

Gabriel scored 13 points vs. No. 18 Vanderbilt on Feb. 19 and had 13 points, three rebounds and two steals vs. Arkansas on Feb. 26.

He had a career-high tying 13 rebounds and eight points in Auburn's 79-64 win at South Carolina on Jan. 29.

He had 12 points vs. Florida on Jan. 20 and 14 points and seven rebounds at Mississippi State on Jan. 16. Gabriel notched 17 points and 7 rebounds vs. LSU in the SEC opener followed by 13 points and nine boards at No. 15 Kentucky.

He recorded the second double-double of his career with 17 points, 12 rebounds and 3 steals vs. Grambling on Dec. 31.

Gabriel scored 15 points vs. Georgia Southern on Dec. 29, totaled 10 points and six rebounds vs. Presbyterian on Dec. 18 and 10 points, five rebounds and four blocks vs. USC Upstate on Dec. 21.

He tied his career-high with 18 points on 4-of-7 field goals, including 3-of-5 three-pointers and 7-of-8 free throws vs. Rutgers on Dec. 11. It was the first time the Charlotte, N.C., native reached double figures since the season opener when he

had a double-double with 18 points and 13 rebounds vs. UNC Asheville.

On the season, he is averaging 10.4 points and 5.9 rebounds, but in Auburn's last four games, he is averaging both a team-high 15.0 points and 6.5 rebounds.

CHUBB

Sophomore Rob Chubb is averaging 10.0 points in Auburn's last two double-digit comeback wins at LSU and vs. Ole Miss.

Chubb scored all 11 of his points in the second half as Auburn erased a 20-point deficit to defeat Ole Miss 76-73 on March 2. It was the second largest comeback in school history.

He followed that up with nine points and four rebounds in the 15-point comeback victory at LSU on March 5.

Chubb scored a career-high 18 points and had six rebounds in Auburn's 79-64 win at South Carolina on Jan. 29.

He had 10 points each at No. 15 Kentucky, vs. Florida State and Grambling while scoring 12 against Georgia Southern.

He scored 15 points in 25 minutes vs. Presbyterian on Dec. 18 and had 14 points in 25 minutes vs. Arkansas-Pine Bluff on Dec. 5. Entering the game making 5-of-15 free throws on the season, Chubb made 5-of-6 foul shots in the final minutes and was 6-of-8 for the game. Chubb scored seven of his 14 points in the decisive 11-0 Auburn run in the final four minutes of the game.

He scored 13 points in Auburn's win over Middle Tennessee State on Nov. 21 in only 20 minutes by making half of his 10 shots from the field. The Peachtree City, Ga., native also recorded a career-high 10 rebounds vs. UNC Asheville in the season opener.

Chubb is averaging 7.8 points and 3.8 rebounds in 20.4 minutes per game this season.

WALLACE MAKING A POINT

Sophomore walk-on Josh Wallace leads the SEC with 1.8 steals per game, is third averaging 3.9 assists and is fourth with a 1.8 assist-to-turnover ratio.

He scored a career-high 17 points to go along with four rebounds, three assists and two steals in Auburn's 79-64 victory at South Carolina. He had nine points, five assists and two steals vs. Arkansas on Feb. 26.

In the last 21 games, he is averaging

6.5 points (137) and 3.7 assists (77). He had only averaged 1.8 points in the five games prior.

Wallace had 10 points, five assists, three steals and three rebounds at Mississippi State on Jan. 16 and had eight points, a career-high seven rebounds and three assists in Auburn's 15-point second half comeback win at LSU on March 5.

He scored a career-high 13 points vs. USC Upstate on Dec. 21, had nine points vs. Presbyterian, and eight points and five assists vs. Georgia Southern.

Wallace's finest game as a Tiger came in the win over Florida State in which he totaled nine points, a career-high seven assists and a career-high four rebounds. He scored five straight points to give Auburn a 57-50 lead with 1:13 remaining.

The Pensacola, Fla., native is averaging 5.7 points, 3.9 assists and 1.8 steals in 28.2 minutes per game this year.

BRINGING THE PAYNE

Freshman Allen Payne had team-highs of 13 points and seven rebounds vs. Tennessee on Feb. 3. He had six points and a career-high eight rebounds in Auburn's 79-64 win at South Carolina on Jan. 29.

The Cincinnati, Ohio, native had 13 points and three assists at Arkansas on Jan. 25. He scored an SEC-high 15 points at No. 15 Kentucky on Jan. 11 on 2-of-4 shooting from 3-point range. He also had five rebounds, two assists and two steals.

On the season, he is averaging 5.8 points, 3.0 rebounds and 0.9 steals in 21.9 minutes per game.

CD PLATINUM

Freshman Chris Denson is playing his best basketball of the season as he is averaging 7.8 points in Auburn's last six games.

Denson scored a career-high 16 points, making 8-of-9 foul shots, at Ole Miss on Feb. 16 to go along with four steals and three rebounds.

Denson scored nine of his 11 points in the second half and had four rebounds and two assists as Auburn erased a 20-point deficit to defeat Ole Miss 76-73 on March 2. It was the second largest comeback in school history. He made all four of his free throw attempts in the final 35 seconds to keep the Rebels at bay.

He had seven points and two steals vs. No. 18 Vanderbilt on Feb. 19 and had eight points, four rebounds, three assists and two steals vs. Arkansas on Feb. 26.

Denson had 10 points off the bench at Georgia on Feb. 5, two games after scoring 10 points, all in the second half, in 12 minutes off the bench in Auburn's 79-64 win at South Carolina on Jan. 29.

Denson had 12 points at Mississippi State on Jan. 16. He was 4-of-6 from the floor, including 2-of-4 from 3-point range.

Prior to the game, the Columbus, Ga., native had only scored four total points in 48 minutes in five games.

Denson then started the first game of his career vs. Florida on Jan. 20, going scoreless but dishing out four assists in 15 minutes.

He started three straight games and had seven points and five rebounds at Arkansas on Jan. 25.

On the season, he is averaging 5.1 points in 18.2 minutes per game.

FROSH JOSH

Freshman Josh Langford scored an SEC-high nine points in 16 minutes vs. Tennessee on Feb. 3 and then had nine points at Ole Miss on Feb. 16.

He scored a career-high 16 points on 4-of-5 three-pointers in the win vs. Florida State on Jan. 3. He entered the game shooting 4-of-12 from 3-point range on the season.

He had seven points and two rebounds in nine minutes vs. Alabama on Jan. 22 and had four points, five rebounds and one steal as Auburn erased a 20-point deficit to defeat Ole Miss 76-73 on March 2. It was the second largest comeback in school history.

Langford scored 13 points, all in the first half, vs. Arkansas-Pine Bluff before being saddled by foul trouble in the second half.

He scored 11 points, all in the first half, against Georgia Southern on Dec. 29.

He is averaging 4.6 points and 2.6 rebounds in 15.1 minutes per game this year.

FORBES 500

Junior Adrian Forbes is averaging 3.6 points (29) and 3.5 (28) rebounds in the last eight games. He is leading Auburn with 21 charges taken this year, including three in the comeback win at LSU on March 5.

He had seven points, three rebounds and two blocks at Alabama on Feb. 23.

Forbes scored a career-high 11 points on 5-of-6 shooting from the field at Arkansas on Jan. 25 in 21 minutes off the bench. He also had three rebounds, an

assist, block and steal.

He had eight points, making all four field goal attempts, at Ole Miss on Feb. 16.

He had four points and six rebounds in 25 minutes at Georgia on Feb. 5 and four points and five boards vs. Mississippi State on Feb. 12.

On the season, he is averaging 3.6 points and 2.8 rebounds in 15.8 minutes per game.

TY ARMSTRONG RETURNS

Auburn sophomore forward Ty Armstrong played for the first time this season against Florida on Jan. 20 coming back from successful surgery after injuring his left knee in mid-August.

Armstrong played eight minutes against the Gators with two points and three rebounds.

The Melbourne, Fla., native, had five points and six rebounds in 20 minutes at Georgia on Feb. 5 and had four points in five minutes vs. No. 18 Vanderbilt on Feb. 19.

He is no longer eligible for a medical hardship waiver.

FRANKIE SULLIVAN OUT FOR YEAR

Auburn junior guard Frankie Sullivan will miss the rest of the season because of his left knee injury in July, announced head coach Tony Barbee on Jan. 17.

Averaging 8.2 points and 3.0 assists in 24.7 minutes per game, Sullivan played in Auburn's six games prior to SEC play and hasn't played since.

Sullivan missed Auburn's opening eight games this year and has not played in a SEC game. Auburn will apply for a medical hardship waiver for him.

He played nine minutes at South Florida on Dec. 15 in his first game action of the season after coming back from left knee surgery on July 27.

Auburn was on a season-best four game winning streak and it is no coincidence the run started with Frankie Sullivan returning to the starting lineup. The Tigers were 4-0 in the four games Sullivan started vs. Florida State, USC Upstate, Georgia Southern and Grambling.

He averaged 10.0 points per game as a starter.

The 6-foot-1, 185-pound Uniontown, Ala., native, averaged 12.7 points, 3.7 rebounds and 2.0 assists last season. Sullivan shot 43 percent from the field, 37 percent from 3-point range and was second in the SEC shooting 85 percent

from the foul line. He scored a career-high 27 points in last year's SEC Tournament first round loss to Florida.

NOEL JOHNSON TRANSFERS TO AUBURN

Noel Johnson, a 6-foot-7, 200-pound, sophomore guard has transferred from Clemson to attend Auburn University and play basketball in 2011-12, head coach Tony Barbee announced on Jan. 14. Johnson will be eligible following the 2011 fall semester and will have 1.5 years of eligibility for Auburn.

"We are excited about Noel joining the Auburn Family," said Barbee. "He is a talented player. When you have a guy with his size and his skills, a 6-foot-7 guard who can handle it, who can shoot it, who can pass it, he is a matchup nightmare for teams. He is a big-time shooter. When he lets the ball go you think it is going in every time. He shoots with range. He can do a lot of things. He is very skilled.

"As good of a basketball player as he is, he is just as good a person. I am excited about what Noel is going to bring the Auburn Family on and off the floor."

A consensus top 56 prospect coming out of Fayette County High School in Fayetteville, Ga., in 2009, Johnson was rated as the nation's No. 30 prospect by ESPNU, No. 40 by HoopsReport.com, No. 48 by PrepStars, No. 53 by Rivals.com, No. 54 by Hoop Scoop and No. 56 by Scout.com.

Johnson played in seven games this year for Clemson while starting one and averaged 2.9 points and 1.6 rebounds in 13.1 minutes. He played the most minutes in Clemson's freshman class last season playing in all 32 games, averaging 4.8 points in 14.8 minutes per game. He shot 36.7 percent (29-of-79) from 3-point range and 73 percent from the foul line.

Johnson averaged 9.0 points in Clemson's postseason games against NC State and Missouri in the NCAA Tournament First Round. In the ACC Tournament first round game vs. NC State, he scored an ACC-high 12 points on 4-of-5 shooting from 3-point range.

Rated as the No. 3 small forward in his class by ESPNU, Johnson earned first-team All-State honors as a senior when he averaged 21 points, eight rebounds and four assists for coach Andre Flynn. He led Fayette County to the Class 4A state championship game and a pair of region championships.

He averaged 23.8 points and 8.4 rebounds as a junior, was a three-time team MVP and scored over 1,500 points in his high school career.

Johnson enrolled in classes at Auburn on Jan. 13. He is the son of Lynbert "Cheese" Johnson, a star at Wichita State from 1976-79, who played for the NBA's Golden State Warriors.

SEASON NOTES

TIGERS ONE OF YOUNGEST TEAMS IN NCAA

Auburn is one of the youngest teams in the NCAA this season according to www.kenpom.com. The Tigers, with an average of 1.14 years of experience, rank 315th out of 345 Div. I teams this year.

Auburn is the third youngest team in the SEC. Here are the rankings among SEC teams with average years of experience:

	Exp.	Rank
1. LSU	1.02	326
2. South Carolina	1.09	320
3. Auburn	1.14	315
4. Kentucky	1.15	311
5. Vanderbilt	1.52	246
6. Alabama	1.54	242
7. Florida	1.65	204
8. Arkansas	1.72	183
9. Ole Miss	1.81	152
10. Tennessee	1.83	146
11. Georgia	2.00	86
12. Mississippi State	2.10	59

12%

With Frankie Sullivan and Ty Armstrong (returned Jan. 20 vs. Florida) out with injuries, only 12 percent of Auburn's scoring returned from last year's 15-17 team.

INJURED TIGERS

Auburn lost two starters to injuries in a span of three weeks this summer.

Junior Frankie Sullivan underwent successful surgery on his left knee on July 27 while Ty Armstrong had successful surgery after injuring his left knee in mid-August and played his first game of the season vs. Florida on Jan. 20.

Sullivan missed the first eight games of the season before coming back at South Florida on Dec. 15, scoring four points in nine minutes. He played in six games and then missed the SEC opener vs. LSU.

Sullivan is out for the season while Armstrong has only played in limited action since his first game of the season vs. Florida on Jan. 20..

Armstrong, who is 6-foot-9, 220, played in 30 games last year, averaging 2.0 points and 2.2 rebounds in 9.3 minutes per game.

No. 1 PLAYER IN THE STATE

Huntsville's Josh Langford was ranked No. 1 on the final 2010 Birmingham News Boys Super Seniors list last year. He was named the Alabama MVP in the annual Alabama-Mississippi All-Star Classic in March 2010 after scoring a game-high 25 points to go along with 9 rebounds while making 11-of-17 shots from the field.

He averaged 22 points and 13 rebounds on the season in leading Lee High School to the Class 5A State Championship as a senior in 2009-10.

Langford is the first No. 1 player in the state of Alabama that has signed with Auburn since Selma High School's Doc Robinson signed on Nov. 13, 1995. Robinson became a first-team All-American point guard who helped Auburn to the 1999 SEC Championship and a 29-4 record, a state of Alabama Div. I record for wins.

NO SENIORS ON ROSTER

There is not one single senior on this year's Auburn's roster. In fact, Frankie Sullivan is the only player on scholarship who has earned two varsity letters, and he is out for the season with injury.

WALK-ON STARTING POINT GUARD

Sophomore walk-on Josh Wallace started the first five games at point guard this season and has now started since returning to the lineup vs. USC Upstate on Dec. 21.

The 5-foot-10, 160-pounder played in 24 games last year, averaging 1.2 points and 1.0 assist in 7.5 minutes per game.

PAIR OF WALK-ONS ADDED

Coach Tony Barbee added a pair of walk-ons prior to the start of the season in 6-foot-9 senior Doug Merrell and 5-foot-9 freshman T.J. Rice.

Merrell was a three-year letterman at Vestavia Hills High in Birmingham and averaged 10 points and 10 rebounds as a junior and senior.

Rice was a four-year letterman at Alpharetta (Ga.) High where he averaged 10 points and five assists as a senior.

AUBURN ARENA QUICK SKETCH

The official groundbreaking of the new

\$86 million Auburn basketball arena and practice facility was on Aug. 29, 2008.

The Auburn Arena, with a capacity of 9,121, includes over 29,000 square feet of student-athlete space, a two-court practice facility, coaches offices, the Auburn University Athletic Ticket Office, an AU Team Store, the relocated Lovelace Museum and two food courts along with many other amenities.

360 Architecture of Kansas City, Mo., worked with Davis Architects of Birmingham on the design of the arena. The firm of Robins & Morton of Birmingham served as construction manager. The 243,792 square foot facility features chair back seats along with bleacher seating for students. The building also provides improved facilities for the student-athletes, including men's and women's locker room suites with sports medicine facilities, lounges and team meeting rooms. Along with a strength and conditioning center, a two-court practice facility enables the team another practice areas.

The arena has 12 luxury suites on the arena level that not only open inside the facility, but also opens on the outside of the arena for multiple entertaining opportunities throughout the year. Loge box seating also is available as well as on-site food preparation.

The seating configuration offers better sight lines and moves fans closer to the court. The furthest seat is just 43 feet in elevation from courtside, compared to 60 feet in elevation at Beard-Eaves, with two-thirds of the seats in Auburn Arena being less than 27 feet in elevation from courtside.


The scoreboard features a high-definition video board with full message/information center technology. For the student fan amenities, there is a private entrance, a private courtside commons and food court and courtside seating that permits standing with unobstructed views.

The new facility serves as more than a sports complex. With over 12,000 square feet of banquet/entertainment space, its design affords ready adaptation into a site for concerts, other cultural events, convocations and other community gatherings. On-campus student housing is adjacent to the new arena creating a unique "student village" experience.

NATHANIEL ROOT BOOK

Nathaniel Root, Auburn's video coordinator, will have a book out in April titled

Root: A Blues City Hoop Dream



(www.teamroot32.com).

Root's book is about how he discovered he had a heart problem in high school, but overcame it to achieve his dream, playing basketball at Memphis.

"It's a motivational book ... a feel good story about coming out of Adamsville (Tenn.) and having a heart condition that almost kept me out of basketball," Root said. "I went unrecruited, but my dream was to play at Memphis."

Root had heart surgery in August 1998 prior to his senior year at Adamsville High School. He was cut during tryouts for Coach John Calipari's Memphis' basketball team as a freshman but was called back to join the Tigers when a football player who also played basketball decided to play just football.

Root started practicing and dressed out on game days after a week. He earned a scholarship after his sophomore year and started his first career game vs. UAB in The Pyramid as a junior.

His No. 32 Adamsville jersey was retired by his high school in 2004.

2010 FALL SIGNEES

• Cedrick McAfee, 6-3, 175, G Memphis, Tenn. (Melrose)

Cedrick McAfee, ranked 74th nationally by Rivals.com and the 19th top guard in the country, plays for Melrose High School, which is the No. 1 ranked team in America. McAfee had 18 points in the Golden Wildcats' season-opening 66-34 victory over Fairley.

He averaged 24 points per game at Craigmont High last year before transferring to Melrose in the middle of the season.

McAfee chose Auburn over Memphis, Baylor, South Carolina, Missouri, Miami, Arkansas and Florida International. This past summer, he attended the LeBron James camp in Akron, Ohio, the NBA Top 100 camp in Charlottesville, Va., and the Paul Pierce Skills Academy in Chicago.

"I am excited about our first full-time signing class for this fall," said Auburn head coach Tony Barbee. "I think we addressed some needs that we have as a program and are continuing to build the depth as a part of this team, especially in the guard position with Cedrick McAfee."

He is going to add a lot in terms of his versatility and his ability to play multiple positions because of his athleticism at 6-3 and his skill to be able to score the ball and also run a team.

"I am excited about Cedrick and what he is going to bring to the floor but also because I think all three of the guys are going to be great Auburn men. They really represent what Auburn stands for ... great people, great character and really good students who are fantastic basketball players and more importantly, they all come from winning programs under great coaches as (Melrose) Coach (Jermaine) Johnson and (Central Park Christian) Coach (Donovan) Broadnax. So they understand what winning is about, and I have always said winning breeds winning, and that's what we like to recruit."

• **Willy Kouassi, 6-10, 215, C**
Birmingham, Ala. (Central Park Christian)

A native of the Ivory Coast, Willy Kouassi (pronounced Kuh - Wah - See) is ranked 87th nationally by Rivals.com and the 11th best center in the country. Kouassi averaged 12 points and 10 rebounds for loaded Birmingham Central Park Christian. He chose Auburn over Florida, Memphis, Pittsburgh, Georgia Tech, Missouri, Georgia, Ole Miss, Vanderbilt, Wake Forest, Alabama, UAB, Arkansas, Ole Miss, Nebraska and Tulsa.

"Willy and Bernard (Morena) are going to be fantastic players for us," said Auburn head coach Tony Barbee. "They are fantastic kids and fantastic students, but they both bring a different dimension. Willy brings us a bigger presence along the frontline who can rebound and really block shots. He is very athletic for his size at 6-10 and has a high motor and high energy level. He has to get better on the offensive end of the floor, but he can score down there given the opportunity."

• **Bernard Morena, 6-8, 195, F**
Birmingham, Ala. (Central Park Christian)

Bernard Morena (pronounced Ma - rain- a), a native of the Ivory Coast and a teammate of Willy Kouassi at Birmingham Central Park Christian, averaged 10 points per game last year. He chose Auburn over UAB, Alabama, Ole Miss and Vanderbilt. Now in their second year at Central Park Christian, Kouassi and Morena led the school to the National Association of Christian Athletes national title last season.

Kouassi is interested in studying agricultural economics and Morena is planning to major in engineering.

"I am excited about Bernard because he gives us a 6-8 versatile inside-out player who can play on the wing," said Auburn head coach Tony Barbee. "He can play from the post. He can shoot it. He can score around the basket. He has long arms, and he is very athletic so he will be a very good defender on the perimeter with his length. We are excited about this first full-time class and look forward to possibly signing a couple more late."

AUBURN TRIPLE-DOUBLES?

Never in the 105 seasons and 2,308 games of Auburn Basketball (1229-1078-1) (.533) has a Tiger recorded a coveted triple-double.

OVERTIME RECORD

Auburn has a 45-47 (.489) record in overtime games in its history. The Tigers are 1-2 in overtime games this year, losing at Georgia 81-72 on Feb. 5, defeating Georgia Southern 88-84 on Dec. 29 in Auburn while losing to UNC Asheville 70-69 in this year's season opener.

WHAT'S NEXT?

The Auburn-Georgia winner will play Western Division Champion Alabama (20-10, 12-4) on Friday at noon Central in the SEC Tournament quarterfinals. Alabama swept Auburn this season, scoring on a tip-in with 0.3 seconds left to hand the Tigers their most heartbreaking loss of the season 51-49 in Tuscaloosa on Feb. 23 and pulling away late to win 68-58 in Auburn on Jan. 22. Alabama defeated Georgia 65-57 on Saturday to end a two-game losing streak at Ole Miss 68-63 and at Florida 78-51. JaMychal Green ranks seventh in the SEC averaging 16.0 ppg, is fifth in the league with 7.5 rpg, is 10th shooting 49.4 percent from the floor, fifth with 2.1 blocks and eighth with 1.3 steals. Tony Mitchell ranks ninth in the SEC averaging a team-high 15.5 ppg and is 10th with 7.2 rpg while Trevor Releford adds 10.4 ppg and is ninth in the SEC with 3.4 apg and eighth with a 1.3 assist/turnover ratio. Nationally, Alabama ranks fourth in field goal pct. defense (.379), is seventh with 9.4 steals per game and is seventh in scoring defense allowing only 58.8 ppg.



AUBURN TIGERS BIO SKETCHES



0 JOSH LANGFORD

PPG	RPG	FG%	3FG%	FT%
4.6	2.6	.382	.387	.610

- SEC-hi 9 pts, 16 min v. UT/9 pts (2-4 3s) at OM
- car-hi 16 pts (4-5 3s) v. Fla. St., 4-12 3s prior
- 13 pts, 4 reb, 2 ast, 20 min v. Ark.-Pine Bluff
- 11 pts, all in 1st half, (2-2 3fgs) vs. Ga. Sou.
- 7 pts (3-3 fgs), 2 reb, 1 ast in 9 min v. Ala.
- 9 pts v. Ga. Southwestern in 1st coll. start
- 5 pts, 5 reb vs. Campbell/5 pts, 3 reb at SC
- 4 pts, 5 reb v. OM/6 rb, 4 pts v. USC Upstate
- state of Ala. No. 1 ranked player in 2010 at Huntsville Lee HS. 22 ppg, 13 rpg

Career/Season-Highs

pts: 16 vs. Florida State (1-3-11)
 reb: 6 v. LSU (1-8-11)/USC Upstate (12-21-10)
 ast: 3 vs. LSU (1-8-11)



2 ALLEN PAYNE

PPG	RPG	FG%	3FG%	FT%
5.8	3.0	.350	.302	.682

- SEC-hi 15 pts (2-4 3s), 5 reb at #15 UK
- team-highs 13 pts, 7 reb vs. Tennessee
- 13 pts, 3 ast at Arkansas
- 9 pts, 3 reb, 3 ast vs. Miss. State
- 6 pts, 8 reb, 2 ast at South Carolina
- 16 pts, 6 reb, 2 stl, 25 min v. Ark.-Pine Bluff
- 14 pts (4-5 fgs), 23 min v. UNC Ashe. in debut
- 9 pts, 3 reb vs. Middle Tennessee State

Career/Season-Highs

pts: 16 vs. Arkansas-Pine Bluff (12-5-10)
 reb: 8 at South Carolina (1-29-11)
 stl: 4 vs. Georgia Southern (12-29-10)



3 CHRIS DENSON

PPG	RPG	FG%	3FG%	FT%
5.1	1.5	.370	.125	.591

- 7.8 ppg in last 6 games
- car-hi 16 pts (8-9 fts), 4 stl, 3 reb at OM
- 11 pts, 9 in 2nd half, 4rb, 2ast v. OM, 4-4 fts last :35
- 10 pts (4-6 fgs) at Georgia
- 10 pts, all in 2nd 1/2, 3 reb, 12 min at SC
- 8 pts, 4 reb, 3 ast, 2 stl vs. Arkansas
- 7 pts, 5 reb at Arkansas/7 pts v. #18 Vandy
- 1st start of career vs. Florida, 4 ast in 15 min
- car-hi 12 pts (4-6 fg, 2-4 3s), 19 min at MS
- started 3 games at point guard-FL.AL. at AR

Career/Season-Highs

pts: 16 at Ole Miss (2-16-11)
 reb: 5 at Arkansas (1-25-11)
 ast: 4 vs. Florida (1-20-11)



5 TY ARMSTRONG

PPG	RPG	APG	FG%	FT%
1.8	1.5	0.2	.381	.500

- 4 pts, 6 rb, 25 min at Ga./4 pts, 5 min v. Vandy
- 1st gm of season v. Fla. J20, 2 pts, 3 reb, 8 min
- 3 pts, 2 reb, 1 ast, 13 min vs. Tennessee
- Successful left surgery in mid-August
- 8 pts, 12 reb (10 off.) at Ala. A&M last yr.

Career-Highs

pts: 8 at Alabama A&M (12-1-09)
 reb: 12 at Alabama A&M (12-1-09)
 ast: 2 vs. Georgia Southern (1-2-10)

Season-Highs

pts: 4 at Georgia (2-5-11)
 reb: 6 at Georgia (2-5-11)
 ast: 1 vs. Alabama (1-22-11)



11 JOSH WALLACE

PPG	APG	FG%	3FG%	FT%
5.7	3.9	.333	.263	.655

- 6.5 ppg, 3.7 apg in last 21 games
- career-hi 17 pts, 4 reb, 3 ast, 2 stl at SC
- 3rd in the SEC with 3.9 assists per game
- Leads SEC with 1.8 steals per game

- 4th in SEC with 1.8 assist to turnover ratio
- 10 pts, 5 ast, 3 stl, 3 reb at Miss. State
- 9 pts (3-3 fgs), 7 ast, 4 reb, 4 stl v. Florida St.
- 9 pts, 5 ast, 2 stl vs. Arkansas
- 8 pts, car-hi 7 reb, 3 ast at LSU
- 13 pts, 4 ast vs. USC Upstate
- 9 pts, 5ast, 3rb v. UNC Asheville 1st car. start
- 9 pts, 4 stl vs. Presbyterian/7 ast v. #18 Vandy
- 8 pts, 5 reb, 3 stl vs. Georgia Southern
- 7 pts, 6 ast vs. Middle Tenn./7 pts, 4 rb at OM
- a walk-on starting point guard

Career/Season-Highs

pts: 17 at South Carolina (1-29-11)
 reb: 7 at LSU (3-5-11)
 ast: 7 v. #18 Vandy (2-19-11)/Florida St. (1-3-11)



15 TONY NEYSMITH

PPG	RPG	FG%	3FG%	FT%
2.5	1.3	.448	.000	.300

- 8 pts (4-6 fgs) v. Ga. SW in 1st AU start
- 6 pts in 15 min vs. Tenn./1 pt, 3 ast v. OM
- 6 pts, 2 reb, 2 stl at Ala./4 pts, 3 reb at Ark.

Career/Season-Highs

pts: 8 vs. Georgia Southwestern (11-30-10)
 reb: 4 vs. Georgia Southern (12-29-10)
 ast: 5 vs. Arkansas-Pine Bluff (12-5-10)



22 KENNY GABRIEL

PPG	RPG	FG%	3FG%	FT%
10.4	5.9	.415	.306	.694

- 4th most improved ppg in SEC this yr, +7.6
- 20.0 ppg, 9.0 rpg last 2 games at LSU/v. OM
- car-hi 24 pts (3-5 3s), 7 reb vs. Ole Miss
- 3rd dble-dble, 1st v. SEC: 16 pts, 11 reb at LSU
- career-hi tying 13 reb, 8 reb at So. Carolina
- 18 pts (7-12 fg, 2-2 3fgs), 5 reb, 2 stl v. MSU
- 18 pts (3-5 3fgs, 7-8 fts) vs. Rutgers Dec. 11
- 17 pts (3-6 3s), 7 reb vs. LSU
- 14 pts, 7 reb at Miss. State/13 pts v. #18 Vandy
- 1st car. dble-dble 18 pts, 13 reb v. UNC Ashe.
- 2nd dble-dble 17 pts, 12 reb, 3 stl v. Gramb.
- 15 pts, 4 reb, 2 blk vs. Georgia Southern
- 13 pts, 9 reb at #15 Kentucky/13 pts v. Ark.
- 10 pts, 5 reb, 4 blk vs. USC Upstate
- 6 pts, 11 reb, 3 ast, 2 blk vs. MTSU

Career/Season-Highs

pts: 24 vs. Ole Miss (3-2-11)
 reb: 13 at S. Carolina (1-29-11) v. UNCA (11-12-10)
 ast: 3 vs. Middle Tennessee (11-21-10)



23 FRANKIE SULLIVAN

PPG	APG	FG%	3FG%	FT%
8.2	3.0	.361	.286	.789

- AU will apply for medical hardship waiver
- Played in only last 6 non-conf. gms this yr.
- DNP 1st 8 gms season & all SEC games
- AU was 4-0 this year w/Frankie as a starter
- 17 pts, 5 ast, 4 stl vs. Georgia Southern
- 14 pts, 6 ast, 5 reb, 5 stl v. USC Upstate
- left knee surgery July 27, played 1st game of season at S. Fla. Dec. 15, 4 pts, 2 ast, 2 stl, 9 min
- 12.7 ppg, 3.7 rpg, 2.0 apg, 1.9 spg last yr.
- car-hi 27 pts (11-18 fgs) v. Fla. in SEC Tour.
- 2nd SEC in free throw pct. (85.1) last year
- 2nd SEC with 1.9 steals per game last year

Career-Highs

pts: 27 vs. Florida in SEC Tour. (3-11-10)
 reb: 9 at Florida State (12-17-09)
 stl: 6 at #14 Xavier (12-3-08)/Chas. So. (12-29-09)
 ast: 6 vs. West Georgia (1-2-10)
 3FGs made: 6 vs. NC State (11-22-09)
 FTs made straight: 27 to start 2009-10

Season-Highs

pts: 17 vs. Georgia Southern (12-29-10)
 reb: 5 vs. USC Upstate (12-21-10)
 ast: 6 vs. USC Upstate (12-21-10)



25 JAKE DRUM

PPG	RPG	FG%	3FG%	FT%
0.9	1.0	.286	.000	.625

- 3 pts, 4 reb, 1 ast, 1 blk, 5 min v. Ark.-Pine Bluff

Career-Highs

pts: 5 vs. Alabama A&M (12-29-08)
 reb: 4 vs. Arkansas-Pine Bluff (12-05-10)
 stl: 2 vs. Grambling (12-31-10)



33 EARNEST ROSS

PPG	RPG	FG%	3FG%	FT%
13.4	6.7	.398	.345	.789

- 16.1 ppg, 6.5 rpg, .524 fgs, .486 3fgs last 8 gm
- Most improved ppg in SEC this yr, +10.6
- car-hi 30 pts (5-7 3s), 7 reb, 3 stl at Georgia
- 21 pts (3-6 3s), 7 reb vs. Miss. State
- 20 pts, car-hi 13 reb, 5 ast vs. Alabama
- 19 pts (3-5 3s), 10 reb, 5 ast v. #18 Vanderbilt
- 6th dble-dble w/ 16 pts, 10 reb at LSU
- 15 pts (5-17 fgs, 2-9 3s), 6 rb, 4 ast at Miss. St.
- 22 pts (3-5 3fg) vs. Middle Tennessee
- 21 pts (5-15 3s), 5 reb, 3 ast, 2 stl vs. LSU
- 20 pts, 6 reb, 3 ast, 2 stl vs. Georgia Southern
- 18 pts, 11 reb v. Jacksonville
- 10 pts, 11 reb v. Florida State
- 15 pts, 7 rb, 3 stl at Ark./15 pts, 5 reb, 2 blk v. OM
- 15 pts, 10 reb, 5 ast v. Rutgers

Career/Season-Highs

pts: 30 at Georgia (2-5-11)
 reb: 13 vs. Alabama (1-22-11)
 stl: 5 at Missouri State (11-16-09)
 ast: 5, five times
 3FGs made: 5 v. LSU (1-8-11) at Ga. (2-5-11)



41 ROB CHUBB

PPG	RPG	BPG	FG%	FT%
7.8	3.8	0.7	.469	.493

- 10.0 ppg in last 2 games at LSU/v. Ole Miss
- career-high 18 pts, 6 reb at South Carolina
- 11 pts, all in 2nd half, 15 min vs. Ole Miss
- 9 pts, 4 reb at LSU/15 pts vs. Presbyterian
- 14 pts v. UAPB, 7 in AU's 11-0 run to end game
- 13 pts (5-10 fgs) vs. Middle Tennessee
- 12 pts, 8 reb vs. Georgia Southern
- 12 pts, 4 reb, 18 min v. Ga. SW in 2nd start
- 10 pts vs. Florida State/9 pts vs. Arkansas
- 10 reb, 4 blk, v. UNC Asheville, 1st car. start
- 10 pts, 7 reb vs. Jacksonville

Career/Season-Highs

pts: 18 at South Carolina (1-29-11)
 reb: 10 vs. UNC Asheville (11-12-10)
 blk: 4 vs. UNC Asheville (11-12-10)



45 ADRIAN FORBES

PPG	RPG	BPG	FG%	FT%
3.6	2.8	0.7	.450	.600

- car-hi 11 pts (5-6 fgs), 3 reb, 21 min at Ark.
- 6 pts, car-hi 7 reb at Miss. State/8 pts at OM
- 8 pts, 12 min vs. Georgia Southwestern
- 7 pts, 2 reb vs. Campbell/4 pts, 5 reb v. MSU
- 5 pts, 4 reb vs. Alabama/4 pts, 6 reb at Ga.
- 5 pts at #15 Kentucky/4 pts, 2 reb v. Samford

Career/Season-Highs

pts: 11 at Arkansas (1-25-11)
 reb: 7 at Mississippi State (1-16-11)
 blk: 2 vs. Middle Tennessee (11-21-10)



50 VAREZ WARD

- transferred to AU from Texas this fall
- medical redshirt last year at Texas, 6.7 ppg, 3.0 rpg in 1st 3 games of 2009-10 season
- avg. 11.5 ppg in 2009 NCAA Tour. as a frosh
- 3 yr letterman at Jeff Davis High in Montgomery
- began wearing #50 in 7th grade after he saw former AU All-Amer. guard Doc Robinson wear the number from 1997-2000



2010-11 Auburn Tigers Basketball
Auburn Season Schedule/Results & Leaders (as of Mar 05, 2011)
All games

RECORD:	OVERALL	HOME	AWAY	NEUTRAL
ALL GAMES	11-19	9-11	2-7	0-1
CONFERENCE	4-12	2-6	2-6	0-0
NON-CONFERENCE	7-7	7-5	0-1	0-1

Date	Opponent	Score	Att.	High Points	High Rebounds
11-12-10	UNC ASHEVILLE	69-70 Lot	9121	(18)Gabriel, Kenny	(13)Gabriel, Kenny
11/19/10	^SAMFORD	68-79 L	5240	(28)Malone, Andre	(7)Gabriel, Kenny
11/20/10	^CAMPBELL	54-61 L	5011	(17)Malone, Andre	(7)Ross, Earnest (7)Chubb, Rob
11/21/10	^MIDDLE TENNESSEE	W 68-66	4824	(22)Ross, Earnest	(11)Gabriel, Kenny
11/27/10	JACKSONVILLE	55-69 L	4888	(18)Ross, Earnest	(11)Ross, Earnest
11/30/10	GEORGIA SOUTHWESTERN	W 78-50	5051	(17)Malone, Andre	(7)Ross, Earnest
12/05/10	ARKANSAS-PINE BLUFF	W 76-72	4561	(16)Payne, Allen	(6)Payne, Allen (6)Ross, Earnest
12/11/10	&vs Rutgers	54-63 L	15166	(18)Gabriel, Kenny	(10)Ross, Earnest
12-15-10	at South Florida	49-61 L	2896	(18)Malone, Andre	(6)Ross, Earnest
12/18/10	PRESBYTERIAN COLLEGE	59-62 L	5287	(15)Chubb, Rob	(6)Gabriel, Kenny
12/21/10	USC-UPSTATE	W 68-54	5074	(16)Ross, Earnest	(6)Ross, Earnest (6)Langford, Josh
12/29/10	GEORGIA SOUTHERN	Wot 88-84	6793	(20)Ross, Earnest	(8)Chubb, Rob
12/31/10	GRAMBLING STATE	W 63-45	5254	(17)Gabriel, Kenny	(12)Gabriel, Kenny
01/03/11	FLORIDA STATE	W 65-60	5359	(16)Langford, Josh	(11)Ross, Earnest
01/08/11	*LSU	55-62 L	6873	(21)Ross, Earnest	(7)Gabriel, Kenny
1/11/11	*at Kentucky	54-78 L	23065	(15)Payne, Allen	(9)Gabriel, Kenny
1-16-11	*at Mississippi State	66-85 L	6794	(15)Ross, Earnest	(7)Forbes, Adrian (7)Gabriel, Kenny
01/20/11	*FLORIDA	40-45 L	6876	(12)Gabriel, Kenny	(6)Payne, Allen
01/22/11	*ALABAMA	58-68 L	9121	(20)Ross, Earnest	(13)Ross, Earnest
01-25-11	*at Arkansas	64-73 L	12626	(15)Ross, Earnest	(7)Ross, Earnest
1/29/11	*at South Carolina	W 79-64	10281	(18)Chubb, Rob	(13)Gabriel, Kenny
02/03/11	*TENNESSEE	56-69 L	6274	(13)Payne, Allen	(7)Payne, Allen
02/05/11	*at Georgia	72-81 Lot	10177	(30)Ross, Earnest	(7)Ross, Earnest
02/12/11	*MISSISSIPPI STATE	W 65-62	9121	(21)Ross, Earnest	(7)Ross, Earnest
02/16/11	*at Ole Miss	59-90 L	6819	(16)Denson, Chris	(5)Chubb, Rob
02/19/11	*VANDERBILT	60-77 L	7442	(19)Ross, Earnest	(10)Ross, Earnest
02/23/11	*at Alabama	49-51 L	15383	(10)Ross, Earnest	(5)Gabriel, Kenny
02/26/11	*ARKANSAS	55-57 L	7206	(13)Gabriel, Kenny	(7)Ross, Earnest
03/02/11	*OLE MISS	W 76-73	7107	(24)Gabriel, Kenny	(7)Gabriel, Kenny
03/05/11	*at LSU	W 60-51	6857	(16)Gabriel, Kenny (16)Ross, Earnest	(11)Gabriel, Kenny

* = Conference game

^ = Global Sports Hoops Showcase (Auburn, AL)

& = DirecTV SEC-Big East Invitational (Pittsburgh, PA)

Attendance Summary	Games	Attend	Avg/Game
Home	20	126483	6324
Away	9	94898	10544
Neutral	1	15166	15166
Total	30	236547	7885



2010-11 Auburn Tigers Basketball
Auburn Combined Team Statistics (as of Mar 05, 2011)
Conference games

RECORD:	OVERALL	HOME	AWAY	NEUTRAL
ALL GAMES	4-12	2-6	2-6	0-0
CONFERENCE	4-12	2-6	2-6	0-0
NON-CONFERENCE	0-0	0-0	0-0	0-0

#	Player	gp-gs	min	avg	Total		3-Point		F-Throw		Rebounds				pf	dq	a	to	blk	stl	pts	avg
					fg-fga	fg%	3fg-fga	3fg%	ft-fa	ft%	off	def	tot	avg								
33	Ross, Earnest	16-13	526	32.9	71-176	.403	32-83	.386	55-69	.797	29	73	102	6.4	47	1	36	42	4	25	229	14.3
22	Gabriel, Kenny	16-13	430	26.9	72-170	.424	17-56	.304	30-43	.698	38	56	94	5.9	50	4	8	28	11	13	191	11.9
41	Chubb, Rob	14-7	259	18.5	43-98	.439	0-0	.000	14-30	.467	24	20	44	3.1	43	3	3	18	10	3	100	7.1
03	Denson, Chris	15-3	302	20.1	32-84	.381	3-20	.150	26-44	.591	12	12	24	1.6	23	0	17	10	1	16	93	6.2
11	Wallace, Josh	16-16	509	31.8	30-101	.297	3-13	.231	29-40	.725	10	31	41	2.6	39	0	57	39	1	27	92	5.8
02	Payne, Allen	16-16	391	24.4	31-91	.341	8-28	.286	17-29	.586	11	35	46	2.9	23	0	17	36	1	8	87	5.4
45	Forbes, Adrian	16-9	287	17.9	24-56	.429	0-0	.000	14-22	.636	24	29	53	3.3	40	1	4	13	14	4	62	3.9
00	Langford, Josh	16-3	223	13.9	20-61	.328	4-14	.286	14-25	.560	12	24	36	2.3	38	1	8	17	2	5	58	3.6
15	Neysmith, Tony	14-0	207	14.8	15-34	.441	0-2	.000	6-17	.353	2	14	16	1.1	14	0	12	16	3	11	36	2.6
05	Armstrong, Ty	11-0	83	7.5	8-21	.381	0-0	.000	4-8	.500	4	13	17	1.5	12	0	2	5	0	2	20	1.8
25	Drum, Jake	2-0	8	4.0	0-1	.000	0-0	.000	0-0	.000	1	1	2	1.0	1	0	0	2	0	0	0	0.0
Team											40	29	69		2		4					
Total.....		16	3225		346-893	.387	67-216	.310	209-327	.639	207	337	544	34.0	332	10	164	230	47	114	968	60.5
Opponents.....		16	3225		353-819	.431	104-330	.315	276-390	.708	183	399	582	36.4	297	13	215	244	95	111	1086	67.9

TEAM STATISTICS	AU	OPP	Date	Opponent	Score	Att.
SCORING	968	1086	* 01/08/11	LSU	L 55-62	6873
Points per game	60.5	67.9	* 1/11/11	at Kentucky	L 54-78	23065
Scoring margin	-7.4	-	* 1-16-11	at Mississippi State	L 66-85	6794
FIELD GOALS-ATT	346-893	353-819	* 01/20/11	FLORIDA	L 40-45	6876
Field goal pct	.387	.431	* 01/22/11	ALABAMA	L 58-68	9121
3 POINT FG-ATT	67-216	104-330	* 01-25-11	at Arkansas	L 64-73	12626
3-point FG pct	.310	.315	* 1/29/11	at South Carolina	W 79-64	10281
3-pt FG made per game	4.2	6.5	* 02/03/11	TENNESSEE	L 56-69	6274
FREE THROWS-ATT	209-327	276-390	* 02/05/11	at Georgia	Lot 72-81	10177
Free throw pct	.639	.708	* 02/12/11	MISSISSIPPI STATE	W 65-62	9121
F-Throws made per game	13.1	17.3	* 02/16/11	at Ole Miss	L 59-90	6819
REBOUNDS	544	582	* 02/19/11	VANDERBILT	L 60-77	7442
Rebounds per game	34.0	36.4	* 02/23/11	at Alabama	L 49-51	15383
Rebounding margin	-2.4	-	* 02/26/11	ARKANSAS	L 55-57	7206
ASSISTS	164	215	* 03/02/11	OLE MISS	W 76-73	7107
Assists per game	10.3	13.4	* 03/05/11	at LSU	W 60-51	6857
TURNOVERS	230	244				
Turnovers per game	14.4	15.3				
Turnover margin	+0.9	-				
Assist/turnover ratio	0.7	0.9				
STEALS	114	111				
Steals per game	7.1	6.9				
BLOCKS	47	95				
Blocks per game	2.9	5.9				
ATTENDANCE	60020	92002				
Home games-Avg/Game	8-7502	8-11500				
Neutral site-Avg/Game	-	0-0				

* = Conference game
^ = Global Sports Hoops Showcase (Auburn, AL)
& = DirecTV SEC-Big East Invitational (Pittsburgh, PA)

Score by Periods	1st	2nd	OT	Totals
Auburn	393	570	5	968
Opponents	528	544	14	1086



2010-11 Auburn Tigers Basketball
Auburn Extended Season Box Score (as of Mar 05, 2011)
All games

RECORD:	OVERALL	HOME	AWAY	NEUTRAL
ALL GAMES	11-19	9-11	2-7	0-1
CONFERENCE	4-12	2-6	2-6	0-0
NON-CONFERENCE	7-7	7-5	0-1	0-1

##	Player	gp-gs	min	avg	Total		3-Point		F-Throw		Rebounds				pf	dq	a	a/g	to	to/g	a/to	blk	blk/g	stl	stl/g	pts	avg
					fg-fga	fg%	3fg-fga	3fg%	ft-fa	ft%	off	def	tot	avg													
33	Ross, Earnest	30-26	953	31.8	125-314	.398	48-139	.345	105-133	.789	56	145	201	6.7	76	1	65	2.17	70	2.33	0.93	9	0.30	43	1.43	403	13.4
22	Gabriel, Kenny	30-19	796	26.5	112-270	.415	30-98	.306	59-85	.694	65	111	176	5.9	78	4	19	0.63	58	1.93	0.33	27	0.90	24	0.80	313	10.4
23	Sullivan, Frankie	6-4	148	24.7	13-36	.361	8-28	.286	15-19	.789	1	6	7	1.2	9	0	18	3.00	7	1.17	2.57	0	0.00	15	2.50	49	8.2
41	Chubb, Rob	28-16	572	20.4	92-196	.469	0-0	.000	33-67	.493	52	55	107	3.8	94	7	8	0.29	41	1.46	0.20	20	0.71	10	0.36	217	7.8
02	Payne, Allen	30-17	657	21.9	56-160	.350	16-53	.302	45-66	.682	27	62	89	3.0	46	0	25	0.83	61	2.03	0.41	2	0.07	28	0.93	173	5.8
11	Wallace, Josh	30-25	847	28.2	55-165	.333	5-19	.263	55-84	.655	18	52	70	2.3	73	0	116	3.87	66	2.20	1.76	1	0.03	53	1.77	170	5.7
03	Denson, Chris	19-3	345	18.2	34-92	.370	3-24	.125	26-44	.591	14	14	28	1.5	26	0	20	1.05	12	0.63	1.67	1	0.05	17	0.89	97	5.1
00	Langford, Josh	30-12	454	15.1	50-131	.382	12-31	.387	25-41	.610	34	44	78	2.6	82	3	12	0.40	38	1.27	0.32	12	0.40	9	0.30	137	4.6
45	Forbes, Adrian	27-13	426	15.8	36-80	.450	0-0	.000	24-40	.600	34	42	76	2.8	69	1	6	0.22	21	0.78	0.29	20	0.74	6	0.22	96	3.6
15	Neysmith, Tony	28-5	449	16.0	30-67	.448	0-3	.000	9-30	.300	3	34	37	1.3	29	0	38	1.36	34	1.21	1.12	5	0.18	18	0.64	69	2.5
05	Armstrong, Ty	11-0	83	7.5	8-21	.381	0-0	.000	4-8	.500	4	13	17	1.5	12	0	2	0.18	5	0.45	0.40	0	0.00	2	0.18	20	1.8
25	Drum, Jake	10-0	58	5.8	2-7	.286	0-1	.000	5-8	.625	5	5	10	1.0	8	0	2	0.20	3	0.30	0.67	1	0.10	5	0.50	9	0.9
44	Spencer, Dylan	1-0	2	2.0	0-1	.000	0-1	.000	0-0	.000	0	0	0	0.0	0	0	0	0.00	0	0.00	0.00	0	0.00	0	0.00	0	0.0
Total.....		30	6075		656-1646	.399	146-451	.324	424-647	.655	375	665	1040	34.7	620	16	340	11.33	432	14.40	0.79	99	3.30	238	7.93	1882	62.7
Opponents.....		30	6075		653-1532	.426	215-634	.339	461-683	.675	327	729	1056	35.2	572	24	401	13.37	470	15.67	0.85	141	4.70	213	7.10	1982	66.1

Score by Periods	1st	2nd	OT	Totals
Auburn	844	1015	23	1882
Opponents	937	1016	29	1982



2010-11 Auburn Tigers Basketball
Auburn Points-Rebounds-Assists (as of Mar 05, 2011)
All games

Opponent	Date	Score	00		02		03		05		11		15		22	
			LANGFORD,J	PAYNE,ALLE	DENSON,CHR	ARMSTRONG,	WALLACE,JO	NEYSMITH,T	GABRIEL,KE							
UNC ASHEVILLE	11-12-10	69-70	L	0-1-0	14-2-0	DNP	DNP	9-3-5	0-1-2	18-13-0						
SAMFORD	11/19/10	68-79	L	5-1-0	8-3-1	DNP	DNP	2-1-4	2-3-2	8-7-0						
CAMPBELL	11/20/10	54-61	L	5-5-0	6-3-1	0-0-0	DNP	6-3-6	0-0-0	0-4-1						
MIDDLE TENNESSEE	11/21/10	68-66	w	2-3-0	9-3-1	DNP	DNP	7-2-6	0-1-0	6-11-3						
JACKSONVILLE	11/27/10	55-69	L	4-5-0	5-3-1	DNP	DNP	3-1-4	2-0-1	4-3-1						
GEORGIA SOUTHWESTER	11/30/10	78-50	w	9-1-0	6-2-0	2-3-2	DNP	3-4-6	8-1-0	6-4-1						
ARKANSAS-PINE BLUFF	12/05/10	76-72	w	13-4-2	16-6-1	2-0-1	DNP	0-2-3	5-3-5	2-1-1						
vs Rutgers	12/11/10	54-63	L	0-2-0	0-2-0	DNP	DNP	0-1-1	6-3-4	18-3-0						
at South Florida	12-15-10	49-61	L	2-2-0	0-5-0	DNP	DNP	3-3-4	4-2-1	3-1-0						
PRESBYTERIAN COLLEGE	12/18/10	59-62	L	4-5-0	0-1-0	DNP	DNP	9-1-2	2-1-4	10-6-0						
USC-UPSTATE	12/21/10	68-54	w	4-6-0	3-1-0	DNP	DNP	13-1-4	4-0-3	10-5-1						
GEORGIA SOUTHERN	12/29/10	88-84	w	11-5-0	5-6-3	DNP	DNP	8-1-5	0-4-1	15-4-0						
GRAMBLING STATE	12/31/10	63-45	w	4-2-1	7-4-0	0-1-0	DNP	6-2-2	0-2-1	17-12-1						
FLORIDA STATE	01/03/11	65-60	w	16-0-1	7-2-0	DNP	DNP	9-4-7	0-0-2	5-8-2						
LSU	01/08/11	55-62	L	4-6-3	0-1-1	0-0-0	DNP	3-4-4	4-1-0	17-7-2						
at Kentucky	1/11/11	54-78	L	5-4-0	15-5-2	DNP	DNP	1-2-3	4-1-1	13-9-0						
at Mississippi State	1-16-11	66-85	L	3-2-0	0-1-1	12-2-1	DNP	10-3-5	2-1-1	14-7-0						
FLORIDA	01/20/11	40-45	L	0-2-0	3-6-0	0-1-4	2-3-0	2-1-2	4-3-2	12-4-1						
ALABAMA	01/22/11	58-68	L	7-2-1	0-2-1	0-0-1	0-2-1	6-1-3	0-1-0	11-6-0						
at Arkansas	01-25-11	64-73	L	0-0-0	13-1-3	7-5-1	2-0-0	5-2-4	4-3-0	5-6-0						
at South Carolina	1/29/11	79-64	w	5-3-0	6-8-2	10-3-0	DNP	17-4-3	2-0-0	8-13-0						
TENNESSEE	02/03/11	56-69	L	9-1-1	13-7-1	5-0-0	3-2-1	5-3-0	6-1-1	7-1-1						
at Georgia	02/05/11	72-81	L	5-2-1	5-1-0	10-0-1	5-6-0	2-2-5	0-0-1	11-4-0						
MISSISSIPPI STATE	02/12/11	65-62	w	0-1-1	9-3-3	2-1-2	0-0-0	5-1-5	DNP	18-5-1						
at Ole Miss	02/16/11	59-90	L	9-2-0	2-1-0	16-3-2	2-2-0	7-4-2	0-0-1	2-2-1						
VANDERBILT	02/19/11	60-77	L	4-3-0	5-1-0	7-0-0	4-0-0	2-1-7	DNP	13-4-1						
at Alabama	02/23/11	49-51	L	2-0-1	6-4-1	3-0-0	0-2-0	6-3-1	6-2-1	7-5-0						
ARKANSAS	02/26/11	55-57	L	1-2-0	2-0-0	8-4-3	DNP	9-2-5	1-2-0	13-3-0						
OLE MISS	03/02/11	76-73	w	4-5-0	3-2-0	11-4-2	2-0-0	4-1-5	1-1-3	24-7-1						
at LSU	03/05/11	60-51	w	0-1-0	5-3-2	2-1-0	0-0-0	8-7-3	2-0-1	16-11-0						

Opponent	Date	Score	23		25		33		41		44		45	
			SULLIVAN,F	DRUM,JAKE	ROSS,EARNE	CHUBB,ROB	SPENCER,DY	FORBES,ADR						
UNC ASHEVILLE	11-12-10	69-70	L	DNP	DNP	12-9-1	2-10-0	DNP	3-3-0					
SAMFORD	11/19/10	68-79	L	DNP	DNP	7-6-2	4-5-1	DNP	4-2-0					
CAMPBELL	11/20/10	54-61	L	DNP	DNP	7-7-5	6-7-0	DNP	7-2-0					
MIDDLE TENNESSEE	11/21/10	68-66	w	DNP	DNP	22-4-1	13-3-2	DNP	3-4-1					
JACKSONVILLE	11/27/10	55-69	L	DNP	DNP	18-11-2	10-7-0	DNP	2-0-0					
GEORGIA SOUTHWESTER	11/30/10	78-50	w	DNP	2-1-0	5-7-2	12-4-0	0-0-0	8-2-0					
ARKANSAS-PINE BLUFF	12/05/10	76-72	w	DNP	3-4-1	8-6-2	14-4-0	DNP	3-1-0					
vs Rutgers	12/11/10	54-63	L	DNP	DNP	15-10-5	5-1-0	DNP	0-1-0					
at South Florida	12-15-10	49-61	L	4-0-2	0-1-0	11-6-1	4-2-1	DNP	0-1-0					
PRESBYTERIAN COLLEGE	12/18/10	59-62	L	5-1-3	2-0-0	9-1-1	15-1-0	DNP	DNP					
USC-UPSTATE	12/21/10	68-54	w	14-5-6	2-0-0	16-6-1	0-5-1	DNP	DNP					
GEORGIA SOUTHERN	12/29/10	88-84	w	17-0-5	0-1-1	20-6-3	12-8-0	DNP	DNP					
GRAMBLING STATE	12/31/10	63-45	w	3-1-1	0-1-0	14-9-1	10-5-0	DNP	2-4-1					
FLORIDA STATE	01/03/11	65-60	w	6-0-1	0-0-0	10-11-2	10-1-0	DNP	2-3-0					
LSU	01/08/11	55-62	L	DNP	0-1-0	21-5-3	4-2-0	DNP	2-4-0					
at Kentucky	1/11/11	54-78	L	DNP	DNP	1-7-4	10-4-0	DNP	5-1-1					
at Mississippi State	1-16-11	66-85	L	DNP	DNP	15-6-4	4-2-0	DNP	6-7-0					
FLORIDA	01/20/11	40-45	L	DNP	DNP	11-3-0	6-4-0	DNP	0-0-0					
ALABAMA	01/22/11	58-68	L	DNP	DNP	20-13-5	9-3-1	DNP	5-4-0					
at Arkansas	01-25-11	64-73	L	DNP	0-1-0	15-7-0	2-3-1	DNP	11-3-1					
at South Carolina	1/29/11	79-64	w	DNP	DNP	10-7-5	18-6-0	DNP	3-1-0					
TENNESSEE	02/03/11	56-69	L	DNP	DNP	7-4-0	DNP	DNP	1-1-1					
at Georgia	02/05/11	72-81	L	DNP	DNP	30-7-1	DNP	DNP	4-6-0					
MISSISSIPPI STATE	02/12/11	65-62	w	DNP	DNP	21-7-2	6-2-0	DNP	4-5-0					
at Ole Miss	02/16/11	59-90	L	DNP	DNP	7-2-3	6-5-0	DNP	8-2-0					
VANDERBILT	02/19/11	60-77	L	DNP	DNP	19-10-5	4-3-0	DNP	2-4-1					
at Alabama	02/23/11	49-51	L	DNP	DNP	10-2-1	2-2-0	DNP	7-3-0					
ARKANSAS	02/26/11	55-57	L	DNP	DNP	11-7-1	9-1-1	DNP	1-3-0					
OLE MISS	03/02/11	76-73	w	DNP	DNP	15-5-1	11-3-0	DNP	1-4-0					
at LSU	03/05/11	60-51	w	DNP	DNP	16-10-1	9-4-0	DNP	2-5-0					



2010-11 Auburn Tigers Basketball
Auburn Individual Game-by-Game (as of Mar 05, 2011)
All games

#00 Langford, Josh

Opponent	Date	gs	min	Total		3-Pointers		Free throws		Rebounds				pf	a	t/o	blk	stl	pts	avg	
				fg-fga	pct	3fg-fga	pct	ft-fa	pct	off	def	tot	avg								
UNC ASHEVILLE	11-12-10		9	0-2	.000	0-1	.000	0-0	.000	0	1	1	1.0	1	0	0	1	0	0	0.0	
SAMFORD	11/19/10		15	2-2	1.000	0-0	.000	1-2	.500	1	0	1	1.0	3	0	1	0	0	5	2.5	
CAMPBELL	11/20/10		14	2-7	.286	0-0	.000	1-1	1.000	3	2	5	2.3	1	0	3	1	0	5	3.3	
MIDDLE TENNESSEE	11/21/10		16	1-3	.333	0-0	.000	0-2	.000	2	1	3	2.5	3	0	0	0	0	2	3.0	
JACKSONVILLE	11/27/10		13	2-5	.400	0-0	.000	0-0	.000	4	1	5	3.0	2	0	1	0	0	4	3.2	
GEORGIA SOUTHWESTE	11/30/10	*	21	4-7	.571	1-1	1.000	0-1	.000	0	1	1	2.7	4	0	2	0	1	9	4.2	
ARKANSAS-PINE BLUFF	12/05/10	*	20	5-10	.500	1-2	.500	2-2	1.000	3	1	4	2.9	4	2	0	1	0	13	5.4	
vs Rutgers	12/11/10	*	18	0-3	.000	0-2	.000	0-0	.000	0	2	2	2.8	4	0	1	1	0	0	4.8	
at South Florida	12-15-10	*	11	1-3	.333	0-1	.000	0-0	.000	0	2	2	2.7	5	0	3	1	0	2	4.4	
PRESBYTERIAN COLLEG	12/18/10	*	17	2-6	.333	0-2	.000	0-0	.000	4	1	5	2.9	3	0	2	0	1	4	4.4	
USC-UPSTATE	12/21/10	*	23	2-4	.500	0-1	.000	0-0	.000	2	4	6	3.2	1	0	2	1	0	4	4.4	
GEORGIA SOUTHERN	12/29/10	*	18	3-5	.600	2-2	1.000	3-4	.750	3	2	5	3.3	5	0	1	0	0	11	4.9	
GRAMBLING STATE	12/31/10	*	13	1-3	.333	0-0	.000	2-2	1.000	0	2	2	3.2	4	1	1	3	1	4	4.8	
FLORIDA STATE	01/03/11	*	23	5-10	.500	4-5	.800	2-2	1.000	0	0	0	3.0	4	1	4	1	1	16	5.6	
LSU	01/08/11	*	19	1-6	.167	0-1	.000	2-2	1.000	5	1	6	3.2	5	3	3	0	1	4	5.5	
at Kentucky	1/11/11	*	18	2-9	.222	0-1	.000	1-1	1.000	0	4	4	3.3	3	0	0	0	0	5	5.5	
at Mississippi State	1-16-11	*	12	1-5	.200	1-2	.500	0-0	.000	1	1	2	3.2	2	0	2	0	0	3	5.4	
FLORIDA	01/20/11		11	0-3	.000	0-0	.000	0-2	.000	1	1	2	3.1	1	0	2	0	0	0	5.1	
ALABAMA	01/22/11		9	3-3	1.000	0-0	.000	1-2	.500	2	0	2	3.1	1	1	2	0	0	7	5.2	
at Arkansas	01-25-11		10	0-1	.000	0-0	.000	0-0	.000	0	0	0	2.9	2	0	0	0	1	0	4.9	
at South Carolina	1/29/11		18	1-2	.500	0-0	.000	3-6	.500	0	3	3	2.9	3	0	2	0	1	5	4.9	
TENNESSEE	02/03/11		16	4-8	.500	0-1	.000	1-2	.500	1	0	1	2.8	3	1	1	0	0	9	5.1	
at Georgia	02/05/11		13	2-5	.400	1-2	.500	0-0	.000	0	2	2	2.8	1	1	0	0	0	5	5.1	
MISSISSIPPI STATE	02/12/11		9	0-2	.000	0-1	.000	0-0	.000	0	1	1	2.7	3	1	0	0	0	0	4.9	
at Ole Miss	02/16/11		21	3-6	.500	2-4	.500	1-4	.250	0	2	2	2.7	1	0	1	0	0	9	5.0	
VANDERBILT	02/19/11		13	1-2	.500	0-0	.000	2-2	1.000	0	3	3	2.7	3	0	0	1	0	4	5.0	
at Alabama	02/23/11		12	1-2	.500	0-1	.000	0-0	.000	0	0	0	2.6	4	1	1	1	0	2	4.9	
ARKANSAS	02/26/11		14	0-3	.000	0-0	.000	1-2	.500	0	2	2	2.6	3	0	1	0	1	1	4.8	
OLE MISS	03/02/11		17	1-3	.333	0-1	.000	2-2	1.000	2	3	5	2.7	1	0	1	0	1	4	4.7	
at LSU	03/05/11		11	0-1	.000	0-0	.000	0-0	.000	0	1	1	2.6	2	0	1	0	0	0	4.6	
Totals			12	454	50-131	.382	12-31	.387	25-41	.610	34	44	78	2.6	82	12	38	12	9	137	4.6

Games played: 30
 Minutes/game: 15.1
 Points/game: 4.6
 FG Pct: 38.2
 3FG Pct: 38.7
 FT Pct: 61.0

Rebounds/game: 2.6
 Assists/game: 0.4
 Turnovers/game: 1.3
 Assist/turnover ratio: 0.3
 Steals/game: 0.3
 Blocks/game: 0.4



2010-11 Auburn Tigers Basketball
 Auburn Individual Game-by-Game (as of Mar 05, 2011)
 All games

#01 Malone, Andre

Opponent	Date	gs	min	Total		3-Pointers		Free throws		Rebounds				pf	a	t/o	blk	stl	pts	avg	
				fg-fga	pct	3fg-fga	pct	ft-fa	pct	off	def	tot	avg								
UNC ASHEVILLE	11-12-10	*	29	4-9	.444	3-6	.500	0-0	.000	0	5	5	5.0	2	0	1	0	3	11	11.0	
SAMFORD	11/19/10	*	35	9-21	.429	6-10	.600	4-6	.667	2	2	4	4.5	3	1	0	0	1	28	19.5	
CAMPBELL	11/20/10	*	29	5-13	.385	5-8	.625	2-2	1.000	0	1	1	3.3	1	0	4	0	1	17	18.7	
MIDDLE TENNESSEE	11/21/10	*	33	2-5	.400	0-1	.000	2-2	1.000	0	7	7	4.3	1	2	2	0	1	6	15.5	
JACKSONVILLE	11/27/10	*	24	1-5	.200	1-4	.250	4-4	1.000	1	4	5	4.4	1	1	4	0	1	7	13.8	
GEORGIA SOUTHWESTE	11/30/10	*	20	6-9	.667	1-3	.333	4-4	1.000	1	1	2	4.0	1	1	0	0	0	17	14.3	
ARKANSAS-PINE BLUFF	12/05/10	*	25	4-10	.400	2-5	.400	0-0	.000	1	0	1	3.6	1	2	0	0	0	10	13.7	
vs Rutgers	12/11/10	*	31	4-12	.333	2-7	.286	0-0	.000	1	3	4	3.6	2	0	0	1	1	10	13.3	
at South Florida	12-15-10	*	32	6-14	.429	3-6	.500	3-4	.750	1	4	5	3.8	1	1	1	0	0	18	13.8	
PRESBYTERIAN COLLEG	12/18/10	*	16	1-5	.200	1-2	.500	0-0	.000	0	1	1	3.5	1	1	0	0	0	3	12.7	
USC-UPSTATE	12/21/10		11	1-3	.333	0-2	.000	0-0	.000	0	2	2	3.4	1	0	0	0	0	2	11.7	
Totals			10	285	43-106	.406	24-54	.444	19-22	.864	7	30	37	3.4	15	9	12	1	8	129	11.7

Games played: 11
 Minutes/game: 25.9
 Points/game: 11.7
 FG Pct: 40.6
 3FG Pct: 44.4
 FT Pct: 86.4

Rebounds/game: 3.4
 Assists/game: 0.8
 Turnovers/game: 1.1
 Assist/turnover ratio: 0.8
 Steals/game: 0.7
 Blocks/game: 0.1

#02 Payne, Allen

Opponent	Date	gs	min	Total		3-Pointers		Free throws		Rebounds				pf	a	t/o	blk	stl	pts	avg	
				fg-fga	pct	3fg-fga	pct	ft-fa	pct	off	def	tot	avg								
UNC ASHEVILLE	11-12-10		23	4-5	.800	1-2	.500	5-8	.625	1	1	2	2.0	4	0	2	0	1	14	14.0	
SAMFORD	11/19/10		19	3-6	.500	0-1	.000	2-2	1.000	2	1	3	2.5	2	1	3	0	3	8	11.0	
CAMPBELL	11/20/10		25	2-5	.400	2-3	.667	0-0	.000	1	2	3	2.7	3	1	4	0	0	6	9.3	
MIDDLE TENNESSEE	11/21/10		13	3-5	.600	1-3	.333	2-3	.667	1	2	3	2.8	1	1	0	0	0	9	9.3	
JACKSONVILLE	11/27/10		23	0-3	.000	0-1	.000	5-6	.833	1	2	3	2.8	2	1	2	0	1	5	8.4	
GEORGIA SOUTHWESTE	11/30/10		13	3-4	.750	0-0	.000	0-0	.000	1	1	2	2.7	2	0	2	0	1	6	8.0	
ARKANSAS-PINE BLUFF	12/05/10		25	5-10	.500	2-3	.667	4-4	1.000	3	3	6	3.1	3	1	4	0	2	16	9.1	
vs Rutgers	12/11/10		18	0-5	.000	0-2	.000	0-0	.000	0	2	2	3.0	2	0	1	1	1	0	8.0	
at South Florida	12-15-10		16	0-4	.000	0-1	.000	0-0	.000	2	3	5	3.2	2	0	2	0	2	0	7.1	
PRESBYTERIAN COLLEG	12/18/10		14	0-2	.000	0-1	.000	0-0	.000	0	1	1	3.0	0	0	0	0	3	0	6.4	
USC-UPSTATE	12/21/10	*	18	1-2	.500	0-1	.000	1-2	.500	0	1	1	2.8	2	0	1	0	0	3	6.1	
GEORGIA SOUTHERN	12/29/10		22	1-7	.143	0-2	.000	3-4	.750	2	4	6	3.1	0	3	2	0	4	5	6.0	
GRAMBLING STATE	12/31/10		20	2-7	.286	1-2	.500	2-2	1.000	2	2	4	3.2	0	0	1	0	1	7	6.1	
FLORIDA STATE	01/03/11		17	1-4	.250	1-3	.333	4-6	.667	0	2	2	3.1	0	0	1	0	1	7	6.1	
LSU	01/08/11	*	18	0-4	.000	0-1	.000	0-0	.000	0	1	1	2.9	0	1	1	0	0	0	5.7	
at Kentucky	1/11/11	*	34	5-11	.455	2-4	.500	3-4	.750	1	4	5	3.1	2	2	3	0	2	15	6.3	
at Mississippi State	1-16-11	*	12	0-4	.000	0-1	.000	0-2	.000	0	1	1	2.9	3	1	2	0	0	0	5.9	
FLORIDA	01/20/11	*	30	1-4	.250	0-1	.000	1-3	.333	1	5	6	3.1	0	0	1	0	0	3	5.8	
ALABAMA	01/22/11	*	17	0-2	.000	0-1	.000	0-0	.000	0	2	2	3.1	1	1	4	0	0	0	5.5	
at Arkansas	01-25-11	*	27	4-8	.500	1-3	.333	4-5	.800	0	1	1	3.0	1	3	2	0	1	13	5.9	
at South Carolina	1/29/11	*	31	2-5	.400	0-1	.000	2-2	1.000	3	5	8	3.2	2	2	3	0	0	6	5.9	
TENNESSEE	02/03/11	*	33	5-8	.625	0-2	.000	3-4	.750	1	6	7	3.4	2	1	2	0	1	13	6.2	
at Georgia	02/05/11	*	21	2-5	.400	1-1	1.000	0-0	.000	1	0	1	3.3	2	0	1	0	0	5	6.1	
MISSISSIPPI STATE	02/12/11	*	33	4-7	.571	1-2	.500	0-0	.000	1	2	3	3.3	1	3	2	0	0	9	6.3	
at Ole Miss	02/16/11	*	19	1-6	.167	0-2	.000	0-0	.000	1	0	1	3.2	1	0	3	0	1	2	6.1	
VANDERBILT	02/19/11	*	25	2-7	.286	1-2	.500	0-0	.000	0	1	1	3.1	1	0	2	0	1	5	6.0	
at Alabama	02/23/11	*	32	2-6	.333	1-1	1.000	1-4	.250	1	3	4	3.1	1	1	4	0	1	6	6.0	
ARKANSAS	02/26/11	*	7	1-2	.500	0-1	.000	0-0	.000	0	0	0	3.0	1	0	1	0	0	2	5.9	
OLE MISS	03/02/11	*	26	0-4	.000	0-1	.000	3-4	.750	1	1	2	3.0	2	0	2	0	0	3	5.8	
at LSU	03/05/11	*	26	2-8	.250	1-4	.250	0-1	.000	0	3	3	3.0	3	2	3	1	1	5	5.8	
Totals			17	657	56-160	.350	16-53	.302	45-66	.682	27	62	89	3.0	46	25	61	2	28	173	5.8

Games played: 30
 Minutes/game: 21.9
 Points/game: 5.8
 FG Pct: 35.0
 3FG Pct: 30.2
 FT Pct: 68.2

Rebounds/game: 3.0
 Assists/game: 0.8
 Turnovers/game: 2.0
 Assist/turnover ratio: 0.4
 Steals/game: 0.9
 Blocks/game: 0.1



2010-11 Auburn Tigers Basketball
 Auburn Individual Game-by-Game (as of Mar 05, 2011)
 All games

#03 Denson, Chris

Opponent	Date	gs	min	Total		3-Pointers		Free throws		Rebounds				pf	a	t/o	blk	stl	pts	avg
				fg-fga	pct	3fg-fga	pct	ft-fa	pct	off	def	tot	avg							
CAMPBELL	11/20/10		6	0-1	.000	0-1	.000	0-0	.000	0	0	0	0.0	1	0	0	0	0	0	0.0
GEORGIA SOUTHWESTE	11/30/10		18	1-4	.250	0-1	.000	0-0	.000	2	1	3	1.5	0	2	1	0	1	2	1.0
ARKANSAS-PINE BLUFF	12/05/10		9	1-2	.500	0-1	.000	0-0	.000	0	0	0	1.0	0	1	0	0	0	2	1.3
GRAMBLING STATE	12/31/10		10	0-1	.000	0-1	.000	0-0	.000	0	1	1	1.0	2	0	1	0	0	0	1.0
LSU	01/08/11		5	0-2	.000	0-1	.000	0-0	.000	0	0	0	0.8	0	0	0	0	1	0	0.8
at Mississippi State	1-16-11		19	4-6	.667	2-4	.500	2-4	.500	1	1	2	1.0	1	1	1	0	1	12	2.7
FLORIDA	01/20/11	*	15	0-2	.000	0-2	.000	0-0	.000	0	1	1	1.0	2	4	0	0	0	0	2.3
ALABAMA	01/22/11	*	27	0-6	.000	0-2	.000	0-0	.000	0	0	0	0.9	3	1	2	0	1	0	2.0
at Arkansas	01-25-11	*	23	3-10	.300	1-2	.500	0-0	.000	4	1	5	1.3	3	1	0	0	0	7	2.6
at South Carolina	1/29/11		12	4-5	.800	0-0	.000	2-3	.667	2	1	3	1.5	0	0	0	0	0	10	3.3
TENNESSEE	02/03/11		18	2-4	.500	0-1	.000	1-4	.250	0	0	0	1.4	2	0	0	0	2	5	3.5
at Georgia	02/05/11		29	4-6	.667	0-1	.000	2-6	.333	0	0	0	1.3	3	1	0	0	2	10	4.0
MISSISSIPPI STATE	02/12/11		19	1-6	.167	0-1	.000	0-1	.000	1	0	1	1.2	1	2	0	0	1	2	3.8
at Ole Miss	02/16/11		30	4-10	.400	0-2	.000	8-9	.889	2	1	3	1.4	2	2	1	0	4	16	4.7
VANDERBILT	02/19/11		22	3-6	.500	0-0	.000	1-4	.250	0	0	0	1.3	1	0	0	0	2	7	4.9
at Alabama	02/23/11		16	1-2	.500	0-1	.000	1-2	.500	0	0	0	1.2	0	0	1	0	0	3	4.8
ARKANSAS	02/26/11		26	2-6	.333	0-1	.000	4-4	1.000	1	3	4	1.4	2	3	1	0	2	8	4.9
OLE MISS	03/02/11		25	3-8	.375	0-2	.000	5-6	.833	1	3	4	1.5	2	2	2	0	0	11	5.3
at LSU	03/05/11		16	1-5	.200	0-0	.000	0-1	.000	0	1	1	1.5	1	0	2	1	0	2	5.1
Totals		3	345	34-92	.370	3-24	.125	26-44	.591	14	14	28	1.5	26	20	12	1	17	97	5.1

Games played: 19
 Minutes/game: 18.2
 Points/game: 5.1
 FG Pct: 37.0
 3FG Pct: 12.5
 FT Pct: 59.1

Rebounds/game: 1.5
 Assists/game: 1.1
 Turnovers/game: 0.6
 Assist/turnover ratio: 1.7
 Steals/game: 0.9
 Blocks/game: 0.1



2010-11 Auburn Tigers Basketball
 Auburn Individual Game-by-Game (as of Mar 05, 2011)
 All games

#05 Armstrong, Ty

Opponent	Date	gs	min	Total		3-Pointers		Free throws		Rebounds				pf	a	t/o	blk	stl	pts	avg
				fg-fga	pct	3fg-fga	pct	ft-fga	pct	off	def	tot	avg							
FLORIDA	01/20/11		8	1-2	.500	0-0	.000	0-1	.000	1	2	3	3.0	2	0	2	0	0	2	2.0
ALABAMA	01/22/11		6	0-0	.000	0-0	.000	0-0	.000	0	2	2	2.5	0	1	1	0	0	0	1.0
at Arkansas	01-25-11		6	1-4	.250	0-0	.000	0-0	.000	0	0	0	1.7	3	0	0	0	0	2	1.3
TENNESSEE	02/03/11		13	1-3	.333	0-0	.000	1-2	.500	1	1	2	1.8	3	1	0	0	0	3	1.8
at Georgia	02/05/11		20	2-5	.400	0-0	.000	1-2	.500	1	5	6	2.6	3	0	0	0	1	5	2.4
MISSISSIPPI STATE	02/12/11		3	0-2	.000	0-0	.000	0-0	.000	0	0	0	2.2	0	0	0	0	0	0	2.0
at Ole Miss	02/16/11		7	1-3	.333	0-0	.000	0-1	.000	1	1	2	2.1	0	0	0	0	0	2	2.0
VANDERBILT	02/19/11		5	2-2	1.000	0-0	.000	0-0	.000	0	0	0	1.9	0	0	0	0	0	4	2.3
at Alabama	02/23/11		5	0-0	.000	0-0	.000	0-0	.000	0	2	2	1.9	1	0	1	0	0	0	2.0
OLE MISS	03/02/11		9	0-0	.000	0-0	.000	2-2	1.000	0	0	0	1.7	0	0	1	0	1	2	2.0
at LSU	03/05/11		1	0-0	.000	0-0	.000	0-0	.000	0	0	0	1.5	0	0	0	0	0	0	1.8
Totals		0	83	8-21	.381	0-0	.000	4-8	.500	4	13	17	1.5	12	2	5	0	2	20	1.8

Games played: 11
 Minutes/game: 7.5
 Points/game: 1.8
 FG Pct: 38.1
 FT Pct: 50.0

Rebounds/game: 1.5
 Assists/game: 0.2
 Turnovers/game: 0.5
 Assist/turnover ratio: 0.4
 Steals/game: 0.2

#11 Wallace, Josh

Opponent	Date	gs	min	Total		3-Pointers		Free throws		Rebounds				pf	a	t/o	blk	stl	pts	avg
				fg-fga	pct	3fg-fga	pct	ft-fga	pct	off	def	tot	avg							
UNC ASHEVILLE	11-12-10	*	32	3-9	.333	0-0	.000	3-7	.429	0	3	3	3.0	4	5	5	0	1	9	9.0
SAMFORD	11/19/10	*	19	1-3	.333	0-0	.000	0-0	.000	0	1	1	2.0	0	4	2	0	1	2	5.5
CAMPBELL	11/20/10	*	24	2-5	.400	0-1	.000	2-3	.667	1	2	3	2.3	4	6	1	0	2	6	5.7
MIDDLE TENNESSEE	11/21/10	*	28	2-5	.400	0-1	.000	3-3	1.000	0	2	2	2.3	2	6	1	0	1	7	6.0
JACKSONVILLE	11/27/10	*	28	1-5	.200	1-1	1.000	0-2	.000	1	0	1	2.0	1	4	3	0	2	3	5.4
GEORGIA SOUTHWEST	11/30/10		19	1-3	.333	0-0	.000	1-3	.333	1	3	4	2.3	1	6	0	0	4	3	5.0
ARKANSAS-PINE BLUFF	12/05/10		11	0-3	.000	0-1	.000	0-0	.000	2	0	2	2.3	4	3	0	0	1	0	4.3
vs Rutgers	12/11/10		17	0-2	.000	0-0	.000	0-0	.000	0	1	1	2.1	0	1	2	0	1	0	3.8
at South Florida	12-15-10		25	1-2	.500	0-0	.000	1-3	.333	0	3	3	2.2	4	4	2	0	1	3	3.7
PRESBYTERIAN COLLEG	12/18/10		24	3-9	.333	0-1	.000	3-6	.500	1	0	1	2.1	2	2	1	0	4	9	4.2
USC-UPSTATE	12/21/10	*	29	3-6	.500	1-1	1.000	6-6	1.000	0	1	1	2.0	3	4	0	0	0	13	5.0
GEORGIA SOUTHERN	12/29/10	*	25	3-5	.600	0-0	.000	2-5	.400	0	1	1	1.9	4	5	3	0	3	8	5.3
GRAMBLING STATE	12/31/10	*	25	2-4	.500	0-0	.000	2-2	1.000	1	1	2	1.9	3	2	3	0	1	6	5.3
FLORIDA STATE	01/03/11	*	32	3-3	1.000	0-0	.000	3-4	.750	1	3	4	2.1	2	7	4	0	4	9	5.6
LSU	01/08/11	*	35	0-4	.000	0-0	.000	3-4	.750	1	3	4	2.2	3	4	3	0	1	3	5.4
at Kentucky	1/11/11	*	33	0-4	.000	0-0	.000	1-2	.500	1	1	2	2.2	2	3	2	0	3	1	5.1
at Mississippi State	1-16-11	*	34	4-12	.333	1-3	.333	1-2	.500	0	3	3	2.2	3	5	0	0	3	10	5.4
FLORIDA	01/20/11	*	27	1-6	.167	0-1	.000	0-0	.000	0	1	1	2.2	2	2	2	0	3	2	5.2
ALABAMA	01/22/11	*	32	2-3	.667	1-1	1.000	1-2	.500	0	1	1	2.1	4	3	2	0	1	6	5.3
at Arkansas	01-25-11	*	29	2-10	.200	0-2	.000	1-1	1.000	1	1	2	2.1	4	4	1	0	1	5	5.3
at South Carolina	1/29/11	*	34	5-9	.556	0-0	.000	7-9	.778	0	4	4	2.2	1	3	2	0	2	17	5.8
TENNESSEE	02/03/11	*	27	2-5	.400	0-0	.000	1-2	.500	2	1	3	2.2	3	0	3	0	0	5	5.8
at Georgia	02/05/11	*	40	1-8	.125	0-0	.000	0-1	.000	1	1	2	2.2	3	5	1	0	5	2	5.6
MISSISSIPPI STATE	02/12/11	*	28	2-4	.500	0-0	.000	1-1	1.000	0	1	1	2.2	1	5	4	0	0	5	5.6
at Ole Miss	02/16/11	*	34	2-5	.400	0-0	.000	3-4	.750	3	1	4	2.2	2	2	5	0	1	7	5.6
VANDERBILT	02/19/11	*	36	1-6	.167	0-1	.000	0-0	.000	0	1	1	2.2	4	7	3	0	4	2	5.5
at Alabama	02/23/11	*	28	2-8	.250	0-1	.000	2-4	.500	0	3	3	2.2	1	1	4	0	1	6	5.5
ARKANSAS	02/26/11	*	33	3-8	.375	1-2	.500	2-2	1.000	0	2	2	2.2	2	5	3	1	2	9	5.6
OLE MISS	03/02/11	*	28	1-6	.167	0-2	.000	2-2	1.000	0	1	1	2.2	1	5	1	0	0	4	5.6
at LSU	03/05/11	*	31	2-3	.667	0-0	.000	4-4	1.000	1	6	7	2.3	3	3	3	0	0	8	5.7
Totals		25	847	55-165	.333	5-19	.263	55-84	.655	18	52	70	2.3	73	116	66	1	53	170	5.7

Games played: 30
 Minutes/game: 28.2
 Points/game: 5.7
 FG Pct: 33.3
 3FG Pct: 26.3
 FT Pct: 65.5

Rebounds/game: 2.3
 Assists/game: 3.9
 Turnovers/game: 2.2
 Assist/turnover ratio: 1.8
 Steals/game: 1.8
 Blocks/game: 0.0



2010-11 Auburn Tigers Basketball
 Auburn Individual Game-by-Game (as of Mar 05, 2011)
 All games

#15 Neysmith, Tony

Opponent	Date	gs	min	Total		3-Pointers		Free throws		Rebounds				pf	a	t/o	blk	stl	pts	avg
				fg-fga	pct	3fg-fga	pct	ft-fa	pct	off	def	tot	avg							
UNC ASHEVILLE	11-12-10		13	0-2	.000	0-0	.000	0-0	.000	0	1	1	1.0	2	2	3	0	0	0	0.0
SAMFORD	11/19/10		23	1-3	.333	0-0	.000	0-0	.000	0	3	3	2.0	0	2	0	0	0	2	1.0
CAMPBELL	11/20/10		10	0-0	.000	0-0	.000	0-0	.000	0	0	0	1.3	0	0	1	0	0	0	0.7
MIDDLE TENNESSEE	11/21/10		12	0-1	.000	0-0	.000	0-0	.000	0	1	1	1.3	1	0	0	0	0	0	0.5
JACKSONVILLE	11/27/10		13	0-1	.000	0-0	.000	2-4	.500	0	0	0	1.0	2	1	2	0	1	2	0.8
GEORGIA SOUTHWESTE	11/30/10	*	22	4-6	.667	0-0	.000	0-0	.000	0	1	1	1.0	1	0	1	0	0	8	2.0
ARKANSAS-PINE BLUFF	12/05/10	*	32	2-3	.667	0-0	.000	1-3	.333	0	3	3	1.3	0	5	1	0	1	5	2.4
vs Rutgers	12/11/10	*	27	3-4	.750	0-0	.000	0-2	.000	0	3	3	1.5	1	4	3	1	2	6	2.9
at South Florida	12-15-10	*	15	2-4	.500	0-0	.000	0-0	.000	0	2	2	1.6	4	1	2	0	0	4	3.0
PRESBYTERIAN COLLEG	12/18/10	*	19	1-4	.250	0-1	.000	0-0	.000	0	1	1	1.5	1	4	0	0	0	2	2.9
USC-UPSTATE	12/21/10		11	2-2	1.000	0-0	.000	0-2	.000	0	0	0	1.4	0	3	0	0	1	4	3.0
GEORGIA SOUTHERN	12/29/10		22	0-1	.000	0-0	.000	0-2	.000	0	4	4	1.6	2	1	1	0	2	0	2.8
GRAMBLING STATE	12/31/10		15	0-2	.000	0-0	.000	0-0	.000	1	1	2	1.6	0	1	3	1	0	0	2.5
FLORIDA STATE	01/03/11		8	0-0	.000	0-0	.000	0-0	.000	0	0	0	1.5	1	2	1	0	0	0	2.4
LSU	01/08/11		22	2-5	.400	0-0	.000	0-1	.000	0	1	1	1.5	0	0	1	0	4	4	2.5
at Kentucky	1/11/11		19	2-4	.500	0-0	.000	0-2	.000	0	1	1	1.4	3	1	2	0	0	4	2.6
at Mississippi State	1-16-11		21	1-4	.250	0-0	.000	0-2	.000	1	0	1	1.4	1	1	2	0	2	2	2.5
FLORIDA	01/20/11		17	2-2	1.000	0-0	.000	0-0	.000	0	3	3	1.5	1	2	1	0	1	4	2.6
ALABAMA	01/22/11		11	0-1	.000	0-0	.000	0-0	.000	1	0	1	1.5	1	0	2	2	1	0	2.5
at Arkansas	01-25-11		17	2-6	.333	0-0	.000	0-2	.000	0	3	3	1.6	1	0	3	1	0	4	2.6
at South Carolina	1/29/11		6	1-1	1.000	0-0	.000	0-0	.000	0	0	0	1.5	1	0	0	0	0	2	2.5
TENNESSEE	02/03/11		15	2-4	.500	0-1	.000	2-4	.500	0	1	1	1.5	0	1	0	0	0	6	2.7
at Georgia	02/05/11		5	0-0	.000	0-0	.000	0-0	.000	0	0	0	1.4	1	1	1	0	0	0	2.6
at Ole Miss	02/16/11		7	0-1	.000	0-0	.000	0-0	.000	0	0	0	1.3	1	1	0	0	1	0	2.5
at Alabama	02/23/11		18	3-5	.600	0-1	.000	0-0	.000	0	2	2	1.4	2	1	2	0	2	6	2.6
ARKANSAS	02/26/11		17	0-0	.000	0-0	.000	1-2	.500	0	2	2	1.4	1	0	0	0	0	1	2.5
OLE MISS	03/02/11		16	0-0	.000	0-0	.000	1-2	.500	0	1	1	1.4	1	3	0	0	0	1	2.5
at LSU	03/05/11		16	0-1	.000	0-0	.000	2-2	1.000	0	0	0	1.3	0	1	2	0	0	2	2.5
Totals		5	449	30-67	.448	0-3	.000	9-30	.300	3	34	37	1.3	29	38	34	5	18	69	2.5

Games played: 28
 Minutes/game: 16.0
 Points/game: 2.5
 FG Pct: 44.8
 3FG Pct: 0.0
 FT Pct: 30.0

Rebounds/game: 1.3
 Assists/game: 1.4
 Turnovers/game: 1.2
 Assist/turnover ratio: 1.1
 Steals/game: 0.6
 Blocks/game: 0.2



2010-11 Auburn Tigers Basketball
Auburn Individual Game-by-Game (as of Mar 05, 2011)
All games

#22 Gabriel, Kenny

Opponent	Date	gs	min	Total		3-Pointers		Free throws		Rebounds				pf	a	t/o	blk	stl	pts	avg	
				fg-fga	pct	3fg-fga	pct	ft-fa	pct	off	def	tot	avg								
UNC ASHEVILLE	11-12-10	*	38	5-10	.500	2-4	.500	6-8	.750	4	9	13	13.0	4	0	2	2	3	18	18.0	
SAMFORD	11/19/10	*	29	3-8	.375	1-4	.250	1-2	.500	2	5	7	10.0	1	0	0	0	0	8	13.0	
CAMPBELL	11/20/10	*	26	0-5	.000	0-3	.000	0-0	.000	1	3	4	8.0	3	1	6	1	0	0	8.7	
MIDDLE TENNESSEE	11/21/10	*	30	2-9	.222	0-3	.000	2-4	.500	3	8	11	8.8	3	3	3	2	0	6	8.0	
JACKSONVILLE	11/27/10	*	27	2-5	.400	0-2	.000	0-2	.000	1	2	3	7.6	3	1	5	1	1	4	7.2	
GEORGIA SOUTHWESTE	11/30/10		26	2-5	.400	0-1	.000	2-2	1.000	1	3	4	7.0	2	1	1	1	2	6	7.0	
ARKANSAS-PINE BLUFF	12/05/10		9	1-3	.333	0-2	.000	0-0	.000	1	0	1	6.1	0	1	0	0	0	2	6.3	
vs Rutgers	12/11/10		26	4-7	.571	3-5	.600	7-8	.875	1	2	3	5.8	2	0	1	1	0	18	7.8	
at South Florida	12-15-10		29	1-7	.143	1-4	.250	0-0	.000	0	1	1	5.2	1	0	1	0	1	3	7.2	
PRESBYTERIAN COLLEG	12/18/10		27	3-5	.600	0-2	.000	4-4	1.000	0	6	6	5.3	2	0	0	0	1	10	7.5	
USC-UPSTATE	12/21/10	*	26	3-4	.750	2-2	1.000	2-2	1.000	2	3	5	5.3	0	1	3	4	0	10	7.7	
GEORGIA SOUTHERN	12/29/10		32	6-13	.462	3-6	.500	0-2	.000	3	1	4	5.2	2	0	4	2	0	15	8.3	
GRAMBLING STATE	12/31/10		25	6-13	.462	1-2	.500	4-6	.667	7	5	12	5.7	2	1	2	1	3	17	9.0	
FLORIDA STATE	01/03/11		16	2-6	.333	0-2	.000	1-2	.500	1	7	8	5.9	3	2	2	1	0	5	8.7	
LSU	01/08/11		27	6-10	.600	3-6	.500	2-3	.667	3	4	7	5.9	1	2	0	2	1	17	9.3	
at Kentucky	1/11/11		28	5-10	.500	1-4	.250	2-2	1.000	4	5	9	6.1	4	0	1	2	1	13	9.5	
at Mississippi State	1-16-11		29	5-10	.500	1-4	.250	3-5	.600	3	4	7	6.2	1	0	2	1	0	14	9.8	
FLORIDA	01/20/11	*	32	6-11	.545	0-3	.000	0-0	.000	2	2	4	6.1	5	1	0	0	1	12	9.9	
ALABAMA	01/22/11	*	31	5-14	.357	1-3	.333	0-2	.000	3	3	6	6.1	0	0	2	1	3	11	9.9	
at Arkansas	01-25-11	*	14	2-5	.400	1-2	.500	0-0	.000	2	4	6	6.1	5	0	1	0	0	5	9.7	
at South Carolina	1/29/11	*	27	3-10	.300	0-1	.000	2-2	1.000	2	11	13	6.4	2	0	1	1	0	8	9.6	
TENNESSEE	02/03/11	*	23	3-9	.333	1-5	.200	0-0	.000	0	1	1	6.1	1	1	2	0	0	7	9.5	
at Georgia	02/05/11	*	33	4-14	.286	2-7	.286	1-2	.500	1	3	4	6.0	4	0	2	0	1	11	9.6	
MISSISSIPPI STATE	02/12/11	*	26	7-12	.583	2-2	1.000	2-3	.667	1	4	5	6.0	2	1	3	0	2	18	9.9	
at Ole Miss	02/16/11	*	22	1-5	.200	0-3	.000	0-1	.000	0	2	2	5.8	4	1	4	0	0	2	9.6	
VANDERBILT	02/19/11	*	29	5-10	.500	1-4	.250	2-3	.667	1	3	4	5.8	4	1	3	1	0	13	9.7	
at Alabama	02/23/11	*	26	3-10	.300	0-1	.000	1-2	.500	4	1	5	5.7	5	0	4	2	2	7	9.6	
ARKANSAS	02/26/11	*	26	5-16	.313	1-4	.250	2-2	1.000	3	0	3	5.6	3	0	1	1	2	13	9.8	
OLE MISS	03/02/11	*	27	7-12	.583	3-5	.600	7-8	.875	5	2	7	5.7	4	1	0	0	0	24	10.2	
at LSU	03/05/11	*	30	5-12	.417	0-2	.000	6-8	.750	4	7	11	5.9	5	0	2	0	0	16	10.4	
Totals			19	796	112-270	.415	30-98	.306	59-85	.694	65	111	176	5.9	78	19	58	27	24	313	10.4

Games played: 30
Minutes/game: 26.5
Points/game: 10.4
FG Pct: 41.5
3FG Pct: 30.6
FT Pct: 69.4

Rebounds/game: 5.9
Assists/game: 0.6
Turnovers/game: 1.9
Assist/turnover ratio: 0.3
Steals/game: 0.8
Blocks/game: 0.9



2010-11 Auburn Tigers Basketball
Auburn Individual Game-by-Game (as of Mar 05, 2011)
All games

#23 Sullivan, Frankie

Opponent	Date	gs	min	Total		3-Pointers		Free throws		Rebounds				pf	a	t/o	blk	stl	pts	avg	
				fg-fga	pct	3fg-fga	pct	ft-fa	pct	off	def	tot	avg								
at South Florida	12-15-10		10	1-3	.333	1-3	.333	1-1	1.000	0	0	0	0.0	2	2	0	0	2	4	4.0	
PRESBYTERIAN COLLEG	12/18/10		20	2-5	.400	1-4	.250	0-0	.000	0	1	1	0.5	2	3	1	0	2	5	4.5	
USC-UPSTATE	12/21/10	*	28	3-8	.375	2-6	.333	6-8	.750	1	4	5	2.0	1	6	0	0	5	14	7.7	
GEORGIA SOUTHERN	12/29/10	*	39	4-6	.667	2-4	.500	7-8	.875	0	0	0	1.5	1	5	2	0	4	17	10.0	
GRAMBLING STATE	12/31/10	*	22	1-7	.143	1-6	.167	0-0	.000	0	1	1	1.4	1	1	2	0	2	3	8.6	
FLORIDA STATE	01/03/11	*	29	2-7	.286	1-5	.200	1-2	.500	0	0	0	1.2	2	1	2	0	0	6	8.2	
Totals			4	148	13-36	.361	8-28	.286	15-19	.789	1	6	7	1.2	9	18	7	0	15	49	8.2

Games played: 6
Minutes/game: 24.7
Points/game: 8.2
FG Pct: 36.1
3FG Pct: 28.6
FT Pct: 78.9

Rebounds/game: 1.2
Assists/game: 3.0
Turnovers/game: 1.2
Assist/turnover ratio: 2.6
Steals/game: 2.5

#25 Drum, Jake

Opponent	Date	gs	min	Total		3-Pointers		Free throws		Rebounds				pf	a	t/o	blk	stl	pts	avg	
				fg-fga	pct	3fg-fga	pct	ft-fa	pct	off	def	tot	avg								
GEORGIA SOUTHWESTE	11/30/10		3	0-0	.000	0-0	.000	2-2	1.000	0	1	1	1.0	1	0	0	0	1	2	2.0	
ARKANSAS-PINE BLUFF	12/05/10		5	1-2	.500	0-0	.000	1-2	.500	2	2	4	2.5	0	1	0	1	0	3	2.5	
at South Florida	12-15-10		14	0-0	.000	0-0	.000	0-2	.000	1	0	1	2.0	2	0	0	0	0	0	1.7	
PRESBYTERIAN COLLEG	12/18/10		9	1-2	.500	0-0	.000	0-0	.000	0	0	0	1.5	0	0	0	0	1	2	1.8	
USC-UPSTATE	12/21/10		5	0-0	.000	0-0	.000	2-2	1.000	0	0	0	1.2	1	0	0	0	0	2	1.8	
GEORGIA SOUTHERN	12/29/10		8	0-1	.000	0-0	.000	0-0	.000	1	0	1	1.2	3	1	1	0	1	0	1.5	
GRAMBLING STATE	12/31/10		4	0-0	.000	0-0	.000	0-0	.000	0	1	1	1.1	0	0	0	0	2	0	1.3	
FLORIDA STATE	01/03/11		2	0-1	.000	0-1	.000	0-0	.000	0	0	0	1.0	0	0	0	0	0	0	1.1	
LSU	01/08/11		4	0-0	.000	0-0	.000	0-0	.000	0	1	1	1.0	1	0	1	0	0	0	1.0	
at Arkansas	01-25-11		4	0-1	.000	0-0	.000	0-0	.000	1	0	1	1.0	0	0	1	0	0	0	0.9	
Totals			0	58	2-7	.286	0-1	.000	5-8	.625	5	5	10	1.0	8	2	3	1	5	9	0.9

Games played: 10
Minutes/game: 5.8
Points/game: 0.9
FG Pct: 28.6
3FG Pct: 0.0
FT Pct: 62.5

Rebounds/game: 1.0
Assists/game: 0.2
Turnovers/game: 0.3
Assist/turnover ratio: 0.7
Steals/game: 0.5
Blocks/game: 0.1



2010-11 Auburn Tigers Basketball
 Auburn Individual Game-by-Game (as of Mar 05, 2011)
 All games

#33 Ross, Earnest

Opponent	Date	gs	min	Total		3-Pointers		Free throws		Rebounds				pf	a	t/o	blk	stl	pts	avg	
				fg-fga	pct	3fg-fga	pct	ft-fa	pct	off	def	tot	avg								
UNC ASHEVILLE	11-12-10	*	38	4-13	.308	0-3	.000	4-8	.500	6	3	9	9.0	4	1	3	1	0	12	12.0	
SAMFORD	11/19/10	*	23	2-7	.286	1-4	.250	2-2	1.000	1	5	6	7.5	4	2	3	0	0	7	9.5	
CAMPBELL	11/20/10	*	26	2-8	.250	1-3	.333	2-2	1.000	2	5	7	7.3	2	5	3	0	0	7	8.7	
MIDDLE TENNESSEE	11/21/10	*	35	8-13	.615	3-5	.600	3-4	.750	1	3	4	6.5	2	1	3	0	0	22	12.0	
JACKSONVILLE	11/27/10	*	34	8-18	.444	1-5	.200	1-4	.250	3	8	11	7.4	1	2	1	0	4	18	13.2	
GEORGIA SOUTHWEST	11/30/10	*	26	2-9	.222	0-3	.000	1-1	1.000	2	5	7	7.3	1	2	2	1	3	5	11.8	
ARKANSAS-PINE BLUFF	12/05/10	*	29	1-5	.200	1-3	.333	5-6	.833	2	4	6	7.1	1	2	3	0	3	8	11.3	
vs Rutgers	12/11/10	*	36	4-14	.286	1-7	.143	6-7	.857	4	6	10	7.5	4	5	0	1	1	15	11.8	
at South Florida	12-15-10	*	28	3-7	.429	2-3	.667	3-4	.750	1	5	6	7.3	2	1	1	0	0	11	11.7	
PRESBYTERIAN COLLEG	12/18/10	*	29	4-8	.500	1-3	.333	0-0	.000	0	1	1	6.7	1	1	1	0	1	9	11.4	
USC-UPSTATE	12/21/10	*	24	4-8	.500	2-5	.400	6-6	1.000	1	5	6	6.6	1	1	1	0	1	16	11.8	
GEORGIA SOUTHERN	12/29/10	*	36	5-12	.417	1-6	.167	9-11	.818	2	4	6	6.6	1	3	3	0	2	20	12.5	
GRAMBLING STATE	12/31/10	*	28	4-11	.364	0-3	.000	6-7	.857	2	7	9	6.8	2	1	2	2	3	14	12.6	
FLORIDA STATE	01/03/11	*	35	3-5	.600	2-3	.667	2-2	1.000	0	11	11	7.1	3	2	2	0	0	10	12.4	
LSU	01/08/11	*	39	7-21	.333	5-15	.333	2-4	.500	2	3	5	6.9	3	3	3	1	2	21	13.0	
at Kentucky	1/11/11	*	28	0-8	.000	0-2	.000	1-2	.500	2	5	7	6.9	3	4	4	0	1	1	12.3	
at Mississippi State	1-16-11	*	33	5-17	.294	2-9	.222	3-7	.429	2	4	6	6.9	2	4	1	0	1	15	12.4	
FLORIDA	01/20/11	*	28	4-6	.667	3-4	.750	0-0	.000	0	3	3	6.7	1	0	2	0	3	11	12.3	
ALABAMA	01/22/11	*	33	5-15	.333	2-7	.286	8-8	1.000	6	7	13	7.0	4	5	2	0	1	20	12.7	
at Arkansas	01-25-11	*	35	4-10	.400	0-2	.000	7-8	.875	2	5	7	7.0	2	0	2	0	3	15	12.9	
at South Carolina	1/29/11	*	34	1-12	.083	1-3	.333	7-8	.875	3	4	7	7.0	4	5	0	0	1	10	12.7	
TENNESSEE	02/03/11	*	31	3-8	.375	1-3	.333	0-0	.000	1	3	4	6.9	3	0	5	1	1	7	12.5	
at Georgia	02/05/11	*	39	12-18	.667	5-7	.714	1-3	.333	1	6	7	6.9	2	1	4	0	3	30	13.2	
MISSISSIPPI STATE	02/12/11	*	40	7-14	.500	3-6	.500	4-4	1.000	2	5	7	6.9	3	2	2	0	0	21	13.5	
at Ole Miss	02/16/11	*	31	2-6	.333	1-4	.250	2-2	1.000	0	2	2	6.7	4	3	2	0	2	7	13.3	
VANDERBILT	02/19/11	*	36	5-8	.625	3-5	.600	6-7	.857	3	7	10	6.8	3	5	6	0	2	19	13.5	
at Alabama	02/23/11	*	27	3-4	.750	2-2	1.000	2-2	1.000	1	1	2	6.6	5	1	0	0	0	10	13.4	
ARKANSAS	02/26/11	*	37	5-9	.556	1-4	.250	0-0	.000	3	4	7	6.6	2	1	2	0	2	11	13.3	
OLE MISS	03/02/11	*	25	4-11	.364	2-5	.400	5-5	1.000	1	4	5	6.6	4	1	2	2	1	15	13.3	
at LSU	03/05/11	*	30	4-9	.444	1-5	.200	7-9	.778	0	10	10	6.7	2	1	5	0	2	16	13.4	
Totals			26	953	125-314	.398	48-139	.345	105-133	.789	56	145	201	6.7	76	65	70	9	43	403	13.4

Games played: 30
 Minutes/game: 31.8
 Points/game: 13.4
 FG Pct: 39.8
 3FG Pct: 34.5
 FT Pct: 78.9

Rebounds/game: 6.7
 Assists/game: 2.2
 Turnovers/game: 2.3
 Assist/turnover ratio: 0.9
 Steals/game: 1.4
 Blocks/game: 0.3



2010-11 Auburn Tigers Basketball
 Auburn Individual Game-by-Game (as of Mar 05, 2011)
 All games

#41 Chubb, Rob

Opponent	Date	gs	min	Total		3-Pointers		Free throws		Rebounds				pf	a	t/o	blk	stl	pts	avg	
				fg-fga	pct	3fg-fga	pct	ft-fa	pct	off	def	tot	avg								
UNC ASHEVILLE	11-12-10	*	26	1-6	.167	0-0	.000	0-1	.000	5	5	10	10.0	4	0	4	4	0	2	2.0	
SAMFORD	11/19/10		23	2-5	.400	0-0	.000	0-1	.000	3	2	5	7.5	3	1	0	0	0	4	3.0	
CAMPBELL	11/20/10		27	3-6	.500	0-0	.000	0-1	.000	4	3	7	7.3	3	0	1	1	0	6	4.0	
MIDDLE TENNESSEE	11/21/10		20	5-10	.500	0-0	.000	3-7	.429	1	2	3	6.3	4	2	0	0	1	13	6.3	
JACKSONVILLE	11/27/10		26	4-8	.500	0-0	.000	2-4	.500	2	5	7	6.4	2	0	3	0	0	10	7.0	
GEORGIA SOUTHWESTE	11/30/10	*	18	6-9	.667	0-0	.000	0-1	.000	1	3	4	6.0	4	0	2	0	1	12	7.8	
ARKANSAS-PINE BLUFF	12/05/10	*	25	4-6	.667	0-0	.000	6-8	.750	3	1	4	5.7	4	0	3	0	0	14	8.7	
vs Rutgers	12/11/10	*	16	1-2	.500	0-0	.000	3-3	1.000	0	1	1	5.1	2	0	1	1	0	5	8.3	
at South Florida	12-15-10	*	17	2-6	.333	0-0	.000	0-0	.000	2	0	2	4.8	5	1	1	1	0	4	7.8	
PRESBYTERIAN COLLEG	12/18/10	*	25	6-10	.600	0-0	.000	3-4	.750	0	1	1	4.4	5	0	0	1	2	15	8.5	
USC-UPSTATE	12/21/10		25	0-4	.000	0-0	.000	0-3	.000	2	3	5	4.5	2	1	4	0	1	0	7.7	
GEORGIA SOUTHERN	12/29/10	*	23	5-8	.625	0-0	.000	2-4	.500	3	5	8	4.8	5	0	1	1	0	12	8.1	
GRAMBLING STATE	12/31/10	*	23	5-9	.556	0-0	.000	0-0	.000	2	3	5	4.8	3	0	2	0	0	10	8.2	
FLORIDA STATE	01/03/11	*	19	5-9	.556	0-0	.000	0-0	.000	0	1	1	4.5	5	0	1	1	2	10	8.4	
LSU	01/08/11	*	16	2-6	.333	0-0	.000	0-1	.000	2	0	2	4.3	5	0	1	1	0	4	8.1	
at Kentucky	1/11/11	*	24	5-10	.500	0-0	.000	0-0	.000	3	1	4	4.3	1	0	3	1	0	10	8.2	
at Mississippi State	1-16-11	*	17	2-3	.667	0-0	.000	0-0	.000	0	2	2	4.2	4	0	1	1	0	4	7.9	
FLORIDA	01/20/11	*	30	3-12	.250	0-0	.000	0-2	.000	1	3	4	4.2	3	0	3	2	1	6	7.8	
ALABAMA	01/22/11	*	21	3-4	.750	0-0	.000	3-4	.750	0	3	3	4.1	5	1	2	0	0	9	7.9	
at Arkansas	01-25-11	*	14	1-7	.143	0-0	.000	0-0	.000	3	0	3	4.1	1	1	0	0	1	2	7.6	
at South Carolina	1/29/11	*	28	8-17	.471	0-0	.000	2-3	.667	5	1	6	4.1	2	0	1	0	0	18	8.1	
MISSISSIPPI STATE	02/12/11		16	3-5	.600	0-0	.000	0-3	.000	1	1	2	4.0	1	0	0	0	1	6	8.0	
at Ole Miss	02/16/11		12	3-5	.600	0-0	.000	0-0	.000	3	2	5	4.1	4	0	1	0	0	6	7.9	
VANDERBILT	02/19/11		15	2-6	.333	0-0	.000	0-1	.000	1	2	3	4.0	2	0	3	1	0	4	7.8	
at Alabama	02/23/11		12	1-2	.500	0-0	.000	0-0	.000	1	1	2	4.0	5	0	1	0	0	2	7.5	
ARKANSAS	02/26/11		21	3-6	.500	0-0	.000	3-4	.750	0	1	1	3.8	4	1	1	2	0	9	7.6	
OLE MISS	03/02/11		15	4-7	.571	0-0	.000	3-7	.429	1	2	3	3.8	3	0	0	1	0	11	7.7	
at LSU	03/05/11		18	3-8	.375	0-0	.000	3-5	.600	3	1	4	3.8	3	0	1	1	0	9	7.8	
Totals			16	572	92-196	.469	0-0	.000	33-67	.493	52	55	107	3.8	94	8	41	20	10	217	7.8

Games played: 28
 Minutes/game: 20.4
 Points/game: 7.8
 FG Pct: 46.9
 FT Pct: 49.3

Rebounds/game: 3.8
 Assists/game: 0.3
 Turnovers/game: 1.5
 Assist/turnover ratio: 0.2
 Steals/game: 0.4
 Blocks/game: 0.7



2010-11 Auburn Tigers Basketball
 Auburn Individual Game-by-Game (as of Mar 05, 2011)
 All games

#44 Spencer, Dylan

Opponent	Date	gs	min	Total		3-Pointers		Free throws		Rebounds				pf	a	t/o	blk	stl	pts	avg
				fg-fga	pct	3fg-fga	pct	ft-fa	pct	off	def	tot	avg							
GEORGIA SOUTHWESTE	11/30/10		2	0-1	.000	0-1	.000	0-0	.000	0	0	0	0.0	0	0	0	0	0	0	0.0
Totals		0	2	0-1	.000	0-1	.000	0-0	.000	0	0	0	0.0	0	0	0	0	0	0	0.0

Games played: 1
 Minutes/game: 2.0
 FG Pct: 0.0
 3FG Pct: 0.0

#45 Forbes, Adrian

Opponent	Date	gs	min	Total		3-Pointers		Free throws		Rebounds				pf	a	t/o	blk	stl	pts	avg
				fg-fga	pct	3fg-fga	pct	ft-fa	pct	off	def	tot	avg							
UNC ASHEVILLE	11-12-10		17	1-3	.333	0-0	.000	1-2	.500	2	1	3	3.0	4	0	0	0	0	3	3.0
SAMFORD	11/19/10	*	14	2-4	.500	0-0	.000	0-0	.000	0	2	2	2.5	3	0	1	0	0	4	3.5
CAMPBELL	11/20/10	*	13	3-3	1.000	0-0	.000	1-1	1.000	0	2	2	2.3	3	0	1	0	0	7	4.7
MIDDLE TENNESSEE	11/21/10	*	13	1-2	.500	0-0	.000	1-3	.333	2	2	4	2.8	4	1	1	2	0	3	4.3
JACKSONVILLE	11/27/10	*	12	1-1	1.000	0-0	.000	0-0	.000	0	0	0	2.2	4	0	1	0	0	2	3.8
GEORGIA SOUTHWESTE	11/30/10		12	2-3	.667	0-0	.000	4-4	1.000	1	1	2	2.2	1	0	0	1	0	8	4.5
ARKANSAS-PINE BLUFF	12/05/10		10	1-1	1.000	0-0	.000	1-2	.500	0	1	1	2.0	3	0	1	1	1	3	4.3
vs Rutgers	12/11/10		11	0-4	.000	0-0	.000	0-0	.000	1	0	1	1.9	0	0	0	0	0	0	3.8
at South Florida	12-15-10		3	0-0	.000	0-0	.000	0-0	.000	0	1	1	1.8	2	0	1	0	0	0	3.3
GRAMBLING STATE	12/31/10		15	0-1	.000	0-0	.000	2-6	.333	3	1	4	2.0	1	1	1	1	0	2	3.2
FLORIDA STATE	01/03/11		19	1-2	.500	0-0	.000	0-0	.000	1	2	3	2.1	4	0	1	1	1	2	3.1
LSU	01/08/11		15	1-3	.333	0-0	.000	0-0	.000	2	2	4	2.3	2	0	1	0	0	2	3.0
at Kentucky	1/11/11		16	2-5	.400	0-0	.000	1-2	.500	1	0	1	2.2	1	1	0	1	0	5	3.2
at Mississippi State	1-16-11		23	2-6	.333	0-0	.000	2-2	1.000	4	3	7	2.5	3	0	2	0	0	6	3.4
FLORIDA	01/20/11		2	0-0	.000	0-0	.000	0-0	.000	0	0	0	2.3	0	0	0	0	0	0	3.1
ALABAMA	01/22/11		13	1-2	.500	0-0	.000	3-4	.750	0	4	4	2.4	4	0	2	0	0	5	3.3
at Arkansas	01-25-11		21	5-6	.833	0-0	.000	1-2	.500	1	2	3	2.5	3	1	1	1	1	11	3.7
at South Carolina	1/29/11		10	1-2	.500	0-0	.000	1-1	1.000	0	1	1	2.4	2	0	0	1	0	3	3.7
TENNESSEE	02/03/11	*	24	0-2	.000	0-0	.000	1-2	.500	1	0	1	2.3	1	1	1	2	0	1	3.5
at Georgia	02/05/11	*	25	2-8	.250	0-0	.000	0-0	.000	3	3	6	2.5	4	0	0	1	0	4	3.6
MISSISSIPPI STATE	02/12/11	*	26	2-7	.286	0-0	.000	0-0	.000	2	3	5	2.6	4	0	1	1	0	4	3.6
at Ole Miss	02/16/11	*	17	4-4	1.000	0-0	.000	0-0	.000	1	1	2	2.6	3	0	0	0	0	8	3.8
VANDERBILT	02/19/11	*	19	1-3	.333	0-0	.000	0-0	.000	3	1	4	2.7	4	1	2	0	1	2	3.7
at Alabama	02/23/11	*	24	2-3	.667	0-0	.000	3-5	.600	2	1	3	2.7	5	0	1	2	1	7	3.8
ARKANSAS	02/26/11	*	19	0-3	.000	0-0	.000	1-2	.500	1	2	3	2.7	2	0	0	1	0	1	3.7
OLE MISS	03/02/11	*	12	0-0	.000	0-0	.000	1-2	.500	1	3	4	2.7	0	0	0	2	0	1	3.6
at LSU	03/05/11	*	21	1-2	.500	0-0	.000	0-0	.000	2	3	5	2.8	2	0	2	2	1	2	3.6
Totals		13	426	36-80	.450	0-0	.000	24-40	.600	34	42	76	2.8	69	6	21	20	6	96	3.6

Games played: 27
 Minutes/game: 15.8
 Points/game: 3.6
 FG Pct: 45.0
 FT Pct: 60.0

Rebounds/game: 2.8
 Assists/game: 0.2
 Turnovers/game: 0.8
 Assist/turnover ratio: 0.3
 Steals/game: 0.2
 Blocks/game: 0.7

2010-11 GAME-BY-GAME TEAM STATISTICS

	PTS	FG-A	Pct.	3FG-A	Pct.	FT-A	Pct.	0-D-TOT	PF	A	TO	BK	STL
UNC Asheville	70	20-58	.345	7-21	.333	23-33	.697	12-26-38	24	14	15	5	10
at Auburn (ot)	69	22-59	.373	6-16	.375	19-34	.559	19-31-50	29	8	20	8	8
Samford	79	26-45	.578	18-33	.545	9-15	.600	2-23-25	15	22	10	2	5
at Auburn (1)	68	25-59	.424	8-19	.421	10-15	.667	13-21-34	19	11	10	0	5
Campbell	61	21-49	.429	2-11	.182	17-25	.680	9-21-30	14	8	14	5	9
at Auburn (1)	54	19-53	.358	8-19	.421	8-10	.800	15-22-37	21	13	24	3	3
Middle Tenn. St.	66	21-50	.420	9-21	.429	15-21	.714	6-21-27	22	10	9	0	2
at Auburn (1)	68	24-53	.453	4-13	.308	16-28	.571	12-28-40	21	16	10	4	3
Jacksonville	69	27-58	.466	6-18	.333	9-19	.474	13-25-38	23	13	19	1	14
at Auburn	55	19-51	.373	3-13	.231	14-26	.538	15-23-38	19	10	22	1	10
Ga. Southwestern	50	16-49	.327	8-21	.381	10-16	.625	11-21-32	18	6	23	4	3
at Auburn	78	31-60	.517	2-10	.200	14-18	.778	11-24-35	18	12	11	3	14
Ark.-Pine Bluff	72	25-45	.556	9-20	.450	13-17	.765	7-17-24	21	21	18	1	8
at Auburn	76	25-55	.455	6-17	.353	20-27	.741	17-16-33	20	18	12	3	8
Rutgers	63	20-59	.339	7-22	.318	16-19	.842	17-29-46	18	13	0	5	3
vs. Auburn (2)	54	16-53	.302	6-23	.261	16-20	.800	9-24-33	17	10	9	7	6
Auburn at	49	17-50	.340	7-18	.389	8-14	.571	7-21-28	30	10	14	2	6
South Florida	61	17-39	.436	5-18	.278	22-39	.564	11-29-40	14	13	14	3	7
Presbyterian	62	23-38	.605	10-20	.500	6-11	.545	4-28-32	17	13	20	3	1
at Auburn	59	23-56	.411	3-16	.188	10-14	.714	5-14-19	17	11	5	1	15
USC Upstate	54	21-58	.362	9-31	.290	3-8	.375	13-18-31	21	14	12	1	6
at Auburn	68	19-41	.463	7-18	.389	23-31	.742	8-26-34	12	16	11	5	8
Georgia Southern	84	25-53	.472	11-25	.440	23-29	.793	8-25-33	30	18	25	3	13
at Auburn (ot)	88	27-58	.466	8-20	.400	26-40	.650	14-23-37	23	18	18	3	16
Grambling	45	17-52	.327	5-17	.294	6-15	.400	15-23-38	21	6	23	6	11
at Auburn	63	21-58	.362	3-14	.214	18-25	.720	19-26-45	18	8	18	8	13
Florida State	60	21-60	.350	5-26	.192	13-26	.500	16-24-40	17	15	14	7	10
at Auburn	65	22-47	.468	8-19	.421	13-18	.722	4-29-33	24	15	18	4	9
LSU	62	24-56	.429	5-19	.263	9-16	.563	16-25-41	13	14	18	4	9
at Auburn	55	19-61	.311	8-24	.333	9-15	.600	17-18-35	20	13	14	4	10
Auburn at	54	21-61	.344	3-11	.273	9-15	.600	15-23-38	19	11	15	4	7
Kentucky (#13)	78	29-58	.500	11-26	.423	9-17	.529	12-27-39	15	18	14	9	6
Auburn at	66	24-67	.358	7-23	.304	11-24	.458	18-19-37	20	12	13	2	7
Miss. State	85	31-50	.620	7-17	.412	16-26	.615	7-31-38	18	20	17	10	7
Florida	45	15-53	.283	5-26	.192	10-14	.714	16-24-40	12	9	14	5	5
at Auburn	40	18-48	.375	3-11	.273	1-8	.125	9-23-32	17	9	13	2	9
Alabama	68	20-48	.417	4-20	.200	24-30	.800	9-20-29	19	12	15	5	15
at Auburn	58	19-50	.380	4-14	.286	16-22	.727	13-23-36	23	13	21	3	7
Auburn at	64	24-68	.353	3-11	.273	13-18	.722	18-18-36	25	10	11	2	8
Arkansas	73	22-46	.478	3-11	.273	26-34	.765	10-29-39	17	14	17	9	5
Auburn at	79	26-63	.413	1-5	.200	26-34	.765	16-31-47	17	10	9	2	4
South Carolina	64	24-70	.343	7-33	.212	9-16	.563	13-22-35	26	10	8	11	4
Tennessee	69	23-51	.451	4-19	.211	19-24	.792	13-25-38	21	17	13	2	7
at Auburn	56	22-51	.431	2-13	.154	10-20	.500	8-16-24	18	6	14	3	4
Auburn	72	29-69	.420	9-18	.500	5-14	.357	10-20-30	23	9	9	1	12
at Georgia (ot)	81	25-51	.490	6-17	.353	25-37	.676	12-36-48	15	22	17	8	4
Miss. State	62	21-48	.438	9-24	.375	11-15	.733	10-24-34	16	12	16	6	6
at Auburn	65	26-59	.441	6-12	.500	7-12	.583	12-18-30	16	14	12	1	4
Auburn at	59	21-51	.412	3-15	.200	14-21	.667	13-13-26	23	9	17	0	9
Ole Miss	90	25-44	.568	13-25	.520	27-32	.844	11-22-33	21	19	17	6	11

2010-11 GAME-BY-GAME TEAM STATISTICS -- cont.

	PTS	FG-A	Pct.	3FG-A	Pct.	FT-A	Pct.	O-D-TOT	PF	A	TO	BK	STL
Vanderbilt (#18)	77	24-50	.480	9-21	.429	20-28	.714	10-25-35	19	13	16	6	5
at Auburn	60	22-50	.440	5-12	.417	11-17	.647	8-20-28	23	14	19	3	10
Auburn at	49	18-42	.429	3-8	.375	10-19	.526	14-20-34	29	5	23	5	7
Alabama	51	11-42	.262	2-12	.167	27-40	.675	18-17-35	18	4	19	6	8
Arkansas	57	19-48	.396	6-16	.375	13-18	.722	13-23-36	17	10	17	4	4
at Auburn	55	19-53	.358	3-12	.250	14-18	.778	11-18-29	20	10	10	5	9
Ole Miss	73	21-52	.404	11-29	.379	20-24	.833	8-23-31	27	10	8	1	4
at Auburn	76	20-51	.392	5-16	.313	31-40	.775	13-23-36	18	12	9	5	3
Auburn	60	18-49	.367	2-11	.182	22-30	.733	12-34-46	21	7	21	5	4
at LSU	51	19-52	.365	2-15	.133	11-19	.579	5-26-31	23	11	18	3	11
Auburn vs.													
Georgia (3)													

- (1) Global Sports Hoops Showcase (Auburn, AL • Auburn Arena)
 (2) DirecTV SEC-Big East Invitational (Pittsburgh, PA • Consol Energy Center)
 (3) SEC Tournament (Atlanta, GA • Georgia Dome)

2010-11 TEAM HIGHS & LOWS

AUBURN

	HIGH	LOW
POINTS SCORED.....	88 vs. Georgia Southern	40 vs. Florida
POINTS, FIRST HALF.....	52 vs. Georgia Southern	6 vs. LSU
POINTS, SECOND HALF.....	51 vs. Ole Miss.....	16 vs. Florida
POINT DIFFERENTIAL	+18 v. Grambling/Ga. Southwestern	-31 at Ole Miss
FIELD GOALS MADE.....	31 vs. Georgia Southwestern.....	16 vs. Rutgers
FIELD GOALS ATTEMPTED.....	69 at Georgia	41 vs. USC Upstate
FIELD GOAL PERCENTAGE517 (31-60) v. Georgia Southwestern .	.302 (16-53) vs. Rutgers
3-POINTERS MADE.....	9 at Georgia	2 v. Tennessee/at LSU/Ga. Southwestern
3-POINTERS ATTEMPTED.....	24 vs. LSU.....	8 at Alabama
3-POINT PERCENTAGE500 (9-18) at Georgia/(6-12) v. MSU...	.154 (2-13) vs. Tennessee
FREE THROWS MADE.....	31 vs. Ole Miss.....	1 vs. Florida
FREE THROW ATTEMPTS.....	40 vs. Ole Miss/Georgia Southern	8 vs. Florida
FREE THROW PCT.....	.800 (8-10) v. Campbell/(16-20) v. Rutgers	.125 (1-8) vs. Florida
REBOUNDS	50 vs. UNC Asheville.....	19 vs. Presbyterian
OFFENSIVE REBOUNDS.....	19 vs. UNC Asheville/Grambling	4 vs. Florida State
DEFENSIVE REBOUNDS.....	34 at LSU	13 at Ole Miss
REBOUND MARGIN	+15 at LSU	-18 at Georgia
ASSISTS	18 vs. Ark.-Pine Bluff/Ga. Southern.....	5 at Alabama
TURNOVERS	24 vs. Campbell	5 vs. Presbyterian
BLOCKED SHOTS	8 vs. UNC Asheville/Grambling	0 vs. Samford/at Ole Miss
STEALS.....	16 vs. Georgia Southern	3 vs. Ole Miss/Campbell/MTSU
FOULS.....	30 at South Florida	12 vs. USC Upstate

OPPONENTS

	HIGH	LOW
POINTS SCORED.....	90, at Ole Miss	45, Florida/Grambling
POINTS, FIRST HALF.....	48, Arkansas-Pine Bluff.....	15, Grambling
POINTS, SECOND HALF.....	59, Georgia Southern.....	22, Florida/at LSU
POINT DIFFERENTIAL	+31, at Ole Miss	-18, Ga. Southwestern/Grambling
FIELD GOALS MADE.....	31, at Mississippi State	11, at Alabama
FIELD GOALS ATTEMPTED.....	60, Florida State.....	38, Presbyterian
FIELD GOAL PERCENTAGE620 (31-50), at Mississippi State.....	.262 (11-42), at Alabama
3-POINTERS MADE.....	18, Samford.....	2, at Alabama/at LSU/Campbell
3-POINTERS ATTEMPTED.....	33, Samford.....	11, at Arkansas/Campbell
3-POINT PERCENTAGE545 (18-33), Samford133 (2-15), at LSU
FREE THROWS MADE.....	27, at Alabama/at Ole Miss	3, USC Upstate
FREE THROW ATTEMPTS.....	40, at Alabama	8, USC Upstate
FREE THROW PCT.....	.844 (25-44), at Ole Miss.....	.375 (3-8), USC Upstate
REBOUNDS	48, at Georgia	24, Arkansas-Pine Bluff
OFFENSIVE REBOUNDS.....	18, at Alabama	2, Samford
DEFENSIVE REBOUNDS.....	36, at Georgia	17, at Alabama/Arkansas-Pine Bluff
REBOUND MARGIN	+18, at Georgia	-15, at LSU
ASSISTS	22, Samford.....	4, at Alabama
TURNOVERS	25, Georgia Southern.....	8, Ole Miss
BLOCKED SHOTS	10, at Mississippi State	0, Middle Tennessee State
STEALS.....	15, Alabama	1, Presbyterian
FOULS.....	30, Georgia Southern.....	12, Florida

2010-11 STARTING LINEUPS

Date	Opponent	W-L	Fwd./Grd.	Forward	Guard/For.	Guard	Guard
11-12	UNC Asheville	L(ot)	Gabriel	Chubb	Malone	Wallace	Ross
11-19	(1) Samford	L	Gabriel	Forbes	Malone	Wallace	Ross
11-20	(1) Campbell	L	Gabriel	Forbes	Malone	Wallace	Ross
11-21	(1) Middle Tenn. St. W		Gabriel	Forbes	Malone	Wallace	Ross
11-27	Jacksonville	L	Gabriel	Forbes	Malone	Wallace	Ross
11-30	Ga. Southwestern	W	Langford(g)	Chubb	Malone	Neysmith	Ross
12-4	Arkansas-Pine Bluff	W	Langford(g)	Chubb	Malone	Neysmith	Ross
12-11	(2) Rutgers	L	Langford(g)	Chubb	Malone	Neysmith	Ross
12-15	at South Florida	L	Langford (g)	Chubb	Malone	Neysmith	Ross
12-18	Presbyterian	L	Langford (g)	Chubb	Malone	Neysmith	Ross
12-21	USC Upstate	W	Gabriel	Payne	Sullivan	Wallace	Langford
12-29	Georgia Southern	W (ot)	Langford (g)	Chubb	Sullivan	Wallace	Ross
12-31	Grambling	W	Langford (g)	Chubb	Sullivan	Wallace	Ross
1-3	Florida State	W	Langford (g)	Chubb	Sullivan	Wallace	Ross
1-8	LSU	L	Payne	Chubb	Langford	Wallace	Ross
1-11	at Kentucky (#13)	L	Payne	Chubb	Langford	Wallace	Ross
1-16	at Miss. State	L	Payne	Chubb	Langford	Wallace	Ross
1-20	Florida	L	Payne	Chubb	Gabriel (f)	Wallace	Denson
1-22	Alabama	L	Payne	Chubb	Gabriel (f)	Wallace	Denson
1-25	at Arkansas	L	Payne	Chubb	Gabriel (f)	Wallace	Denson
1-29	at South Carolina	W	Payne	Chubb	Gabriel (f)	Wallace	Ross
2-3	Tennessee	L	Payne	Forbes	Gabriel (f)	Wallace	Ross
2-5	at Georgia	L (ot)	Payne	Forbes	Gabriel (f)	Wallace	Ross
2-12	Miss. State	W	Payne	Forbes	Gabriel (f)	Wallace	Ross
2-16	at Ole Miss	L	Payne	Forbes	Gabriel (f)	Wallace	Ross
2-19	Vanderbilt (#18)	L	Payne	Forbes	Gabriel (f)	Wallace	Ross
2-23	at Alabama	L	Payne	Forbes	Gabriel (f)	Wallace	Ross
2-26	Arkansas	L	Payne	Forbes	Gabriel (f)	Wallace	Ross
3-2	Ole Miss	W	Payne	Forbes	Gabriel (f)	Wallace	Ross
3-5	at LSU	W	Payne	Forbes	Gabriel (f)	Wallace	Ross
3/10	(3) Georgia						

(1) Global Sports Hoops Showcase (Auburn, AL); (2) DirecTV SEC-Big East Invitational (Pittsburgh, PA); (3) SEC Tournament (Atlanta, GA • Georgia Dome)

STARTING LINEUPS

(Chubb, Lanford, Wallace, Sullivan, Ross).....	3-0
(Payne, Langford, Wallace, Gabriel, Sullivan).....	1-0
(Payne, Gabriel, Chubb, Wallace, Ross).....	1-0
(Chubb, Langford, Malone, Neysmith, Ross).....	2-3
(Payne, Gabriel, Forbes, Wallace, Ross).....	3-6
(Gabriel, Forbes, Malone, Wallace, Ross).....	1-3
(Payne, Chubb, Langford, Wallace, Ross).....	0-3
(Payne, Gabriel, Chubb, Denson, Wallace).....	0-3
(Gabriel, Chubb, Malone, Wallace, Ross).....	0-1

AUBURN'S RECORD WHEN ... STARTS

Frankie Sullivan.....	4-0 (.1000)
Josh Langford.....	6-6 (.500)
Tony Neysmith.....	2-3 (.400)
Earnest Ross.....	10-16 (.385)
Rob Chubb.....	6-10 (.375)
Josh Wallace.....	9-16 (.360)
Kenny Gabriel.....	6-13 (.316)
Adrian Forbes.....	4-9 (.308)
Allen Payne.....	5-12 (.294)
Chris Denson.....	0-3 (.000)

MARGIN OF VICTORY/DEFEAT

	1	2	3	4	5	6	7	8	9	10-15	16-19	20-24	25-29	30+
Wins		1	2	2	1				1	2	2			
Losses	1	2	1		1		2		3	5	2	1		1

THE LAST TIME ...

Auburn Individuals

Scored at least 30 points: Earnest Ross (30) at Georgia (2-5-11)
Scored at least 40 points: Wesley Person vs. UAB (12-16-93)
Two players with at least 20 points: Tay Waller (22 points) & Brendon Knox (21 points) vs. Mississippi State (3-3-10)
Three players with at least 20 points: Marquis Daniels (27 points), Marco Killingsworth (24 points), Derrick Bird (23 points), vs. Georgia State, (11-26-02)
A player w/back-to-back 25-point SEC games: Tay Waller, 29 pts v. Arkansas (2-20-10); 29 pts at Ole Miss (2-24-10); 26 pts v. LSU (2-27-10)
A player w/3 straight 25-point SEC games: Tay Waller, 29 pts v. Arkansas (2-20-10); 29 pts at Ole Miss (2-24-10); 26 pts v. LSU (2-27-10)
A player w/5 straight 20-point SEC games: Tay Waller, 29 pts v. Arkansas (2-20-10); 29 pts at Ole Miss (2-24-10); 26 pts v. LSU (2-27-10); 22 pts vs. Miss. State (3-3-10), 22 pts at Alabama (3-6-10)
Only one player scored in double figures: Earnest Ross (10 points) at Alabama (2-23-11)
Five players scored in double figures: Earnest Ross (20 points), Frankie Sullivan (17 points), Kenny Gabriel (15 points), Rob Chubb (12 points), Josh Langford (11 points), vs. Georgia Southern, (12-29-10)
Six players scored in double figures: Lucas Hargrove (14 points), DeWayne Reed (16 points), Frankie Sullivan (15 points), Tay Waller (13 points), Andre Malone (11 points) and Brendon Knox (18 points), vs. Georgia Southern, (1-2-10)
Had at least 15 rebounds: Korvotney Barber vs. LSU (17 rebounds) (3-7-09)
Had at least 20 rebounds: Kelvin Ardister v. Tenn. (20 reb) (1-4-89)
Had at least 25 rebounds: Rex Frederick at Ole Miss (25 rebounds) (1-6-58)
At least 20 pts & 20 reb: Kelvin Ardister v. Tenn. (22 pts, 20 reb) (1-4-89)
Two players with at least 10 rebounds: Kenny Gabriel (11 rebounds) & Earnest Ross (10 rebounds) at LSU (3-5-11)
At least three players with 10 rebounds: at Virginia, Korvotney Barber (13 rebounds), Quantez Robertson (10 rebounds), Lucas Hargrove (10 rebounds), (12-20-08)
Double-Double: Kenny Gabriel (11 rebounds) & Earnest Ross (10 rebounds) at LSU (3-5-11)
2 straight Double-Doubles: Lucas Hargrove (24 pts, 11 reb) vs. Georgia (2/10/10) & (20 pts, 10 reb) at Miss. State (2-13-10)
Two players had a double-double: Kenny Gabriel (11 rebounds) & Earnest Ross (10 rebounds) at LSU (3-5-11)
Double-Double with points and assists: Jamison Brewer vs. Louisiana Lafayette, (10 points, 11 assists) (12-4-00)
Triple-Double: Never
3 straight Double-Doubles: Korvotney Barber, 13 points & 17 rebounds at Alabama, (3/3/09), 16 points & 17 rebounds vs. LSU (3-7-09), & 12 points & 10 rebounds vs. Florida (3-13-09) in SEC Tour.
10 assists: Quantez Robertson at Ole Miss (10 assists) (2-16-08)
At least 5 Blocked Shots: Korvotney Barber vs. Texas-Pan American (5 blocks) (1-27-09)
At least 5 Steals: Josh Wallace, (5 steals) at Georgia (2-5-11)
Led AU in points, rebounds and assists: Earnest Ross vs. Alabama, (20 points, 13 rebounds, 5 assists), (1-22-11)
Hit buzzer beater shot to win a game: Reggie Sharp vs. Alabama, 3-pt FG, (72-69 in OT), (2-21-01)
Played every minute: DeWayne Reed (40 minutes) vs. Florida (3-11-10)
Played 40 or more minutes: DeWayne Reed (40 minutes) vs. Florida (3-11-10)
Played more than 40 minutes: DeWayne Reed (43 minutes), Tay Waller (41 minutes) at Arkansas (nt) (2-6-10)

Auburn Team

Won in Overtime: vs. Georgia Southern (12-29-10)
Lost in Overtime: at Georgia, 81-72 (2-5-11)
Lost back-to-back Road Overtime Games: at Arkansas, 82-79 (2-6-10) and at Mississippi State, 85-75 (2-13-10)
Lost back-to-back Games in Final 5 Seconds: at Alabama (0.3 sec), 51-49 (2-23-11) and vs. Arkansas (5.0 sec.), 57-55 (2-26-11)
3 straight games decided on final possession: at Alabama (0.3 sec), L, 51-49 (2-23-11), v. Arkansas (5.0 sec.), L, 57-55 (2-26-11), v. Ole Miss (OM chance to tie on last possession) W, 76-73 (3-2-11)
Played a double overtime game: vs. Tennessee (1-6-00)
Played at least three overtimes: vs. Georgia, (3-1-79), (4 OT) in SEC Tournament in Birmingham, Ala.
Missed 23 straight FGs: at Arkansas (1-25-11), last fga 1st half, 0-22 start 2nd
Shot 70% for a half: 72.7% (16-22) at Ole Miss (2-22-03)
Shot 60% for a game: 60.9% (28-46) vs. Arkansas (2-20-10)
Shot less than 30% for a game: vs. Kentucky (19-68, 27.9%) (1-10-07)
Shot 90% from the free throw line: vs. LSU (14-15, 93.3%) (1-30-08)
Shot less than 15% from free throw line: v. Florida (1-8, 12.5%) (1-20-11)
Shot 50% from 3-point line: vs. Arkansas (11-19, 57.9%) (2-20-10)
Shot less than 30% in a half: 23.1% (6-26) v. Ole Miss (1st half), (3-2-11)
Shot less than 20% in a half: 08.3% (2-24) vs. LSU (1st half), (1-8-11)
Shot less than 10% in a half: 08.3% (2-24) vs. LSU (1st half), (1-8-11)

Shot 55% or better and lost: at Tennessee (56.1%, 32-57) (2-15-06)
Attempted 50 free throws: 52 att. Vanderbilt, (2-6-54)
Attempted 40 free throws: 40 att. vs. Ole Miss, (3-2-11)
Att. at least 30 free throws in half: Ga. Southern (17-of-30, 2nd & 3rd) (12-29-10)
Made 30 free throws: v. Fla. (32) 44 fta. (3-10-00), SEC Tourney in Atlanta
Made at least 10 3-point field goals: vs. Miss. State (11) (3-3-10)
Failed to make a 3-point field goal: at Ole Miss (0-14) (3-1-97)
Had at least 50 rebounds: vs. UNC Asheville (50 rebounds) (11-12-10)
Had less than 20 rebounds: vs. Presbyterian (19 reb.) (12-18-10)
Had 25 assists: vs. Tennessee State (26 assists) (12-19-06)
Had at least 15 steals: vs. Georgia Southern (16 steals) (12-29-10)
Had at least 10 blocks: vs. Tennessee State (10 Blocks) (12-19-06)
Scored 50 points in a half: vs. Ole Miss (51 points, 2nd) (3-2-11)
Scored 60 points in a half: at Tennessee (64 points) (2-15-06)
Scored 70 points in a half: vs. Troy State (73 points, 2nd) (12-9-93)
Scored 100 points (SEC): vs. Alabama (102 points) (2-13-99)
Scored 100 points (Non-Conf): vs. Grambling State (105 points) (11-29-03) in Huntsville, Ala.
Scored under 20 points in a 1st half: vs. LSU (6 points) (1-8-11)
Scored under 20 points in a 2nd half: at Alabama (18 points) (2-23-11)
Scored under 10 points in a half: vs. LSU (6 points, 1st half) (1-8-11)
Scored under 50 points in a game: at Alabama (49 points) (2-23-11)
Biggest comebacks to win: 22 pts at half, AU 82, #13 Louisville 78, Puerto Rico Shootout Championship game (11-26-95); 20 pts w/2:01 left in 1st, AU 76, Ole Miss 73 (3-2-11); 19 pts w/10:43 left, #14 AU 73, at LSU 70 (1-9-99); 19 pts with 11:01 left and 14 pts with 5:00 left at AU 65, Miss. St 62 (2-12-11)

Opponent Individuals

Scored at least 30 points: Dundreous Nelson (30), Ole Miss, (3-2-11)
Scored at least 35 points: Tasmin Mitchell (38), at LSU, (1-20-10)
Scored at least 40 points: Hersey Hawkins, Bradley, (44 points), (3-17-88), in NCAA Tournament in Atlanta, Ga.
Totaled at least 20 points and 20 rebounds: Louis Amundson, UNLV (22 points and 22 rebounds), (12-12-04)
Two players with 20 points: John Jenkins (22 points) and Jeffery Taylor (20 points), #18 Vanderbilt (2-19-11)
Three players with 20 points: Odarte Blankson (22 points), Louis Amundson (22 points), Jerel Blassingame (20 points), UNLV, (12-12-04)
Only one player scored in double figures: Storm Warren (14 points), at LSU (3-5-11)
Five players scored in double figures: Dee Bost (32 points), Barry Stewart (12 points), Romero Osby (11 points), Phil Turner (10 points) and Jarvis Varnado (10 points), at Mississippi State, (2-13-10)
Six players scored in double figures: Chris Lofton (25 points), JaJuan Smith (19 points), C.J. Watson (18 points), Andre Patterson (15 points), Major Wingate (12 points), & Stanley Asumnu (10 points), at Tennessee, (2-15-06)
Double-Double: Jeffery Taylor (20 pts, 10 rb), vs. #18 Vandy (2-19-11)
Double-Double with points and assists: Herman Favors, (10 points, 11 assists), Georgia State, (12-22-03)
Two players had a double-double: Tasmin Mitchell (38 points, 10 rebounds) & Storm Warren (17 points, 11 rebounds), at LSU, (1-20-10)
Had 15 rebounds: AlLonzo Coleman (13 pts, 16 rb), Presby. (12-18-10)
Had 20 rebounds: Murphy Holloway, at Ole Miss, (20 reb), (2-24-10)
Had 10 assists: Drae Murray, Sam Houston State, (10 assists), (12-20-09)
Had 5 blocked shots: Sam Muldrow, at So. Carolina (5 blk) (1-29-11)
Had 5 steals: Chris Hines, Alabama (5 steals) (1-22-11)

Opponent Team

Shot less than 30% in a game (SEC): Alabama (26.2%, 11-42) (2-23-11)
Shot less than 30% in a game (Non-conf): Rutgers (29.0%, 9-31) (12-11-10)
Shot 60% in a game: at Mississippi State, 62.0% (1-16-11)
Shot 60% in a game (SEC): at Mississippi State, 62.0% (1-16-11)
Shot 55% or better and lost: Ark.-Pine Bluff 55.6% (25-45) (12-5-10)
Shot 55% or better and lost (SEC): Tennessee 59.2% (29-49) (2-7-09)
Shot 30% or less and won (SEC): Alabama 26.2% (11-42) (2-23-11)
Scored 100 points: Sam Houston State (107 points), (12-20-09)
Scored 60 points in a half: at Ole Miss (63 points in 2nd half), (2-15-06)
Scored under 20 points in a 1st half (SEC): LSU (19 points) (2-27-10)
Scored under 20 points in a 1st half: Grambling (15 points) (12-31-10)
Scored under 20 points in a 2nd half: Alabama A&M (12 points) (12-29-08)
Scored under 50 points in a game: Florida (45 points) (1-20-11)
Had 50 rebounds: at Ole Miss (50 rebounds) (2-24-10)
Had 25 assists: Vanderbilt (27 assists) in SEC Tour. Atlanta (3-13-08)
Had 15 steals: at Alabama A&M (15 steals) (12-1-09)
Had 10 blocks: at South Carolina (11 blocks) (1-29-11)
Failed to make a 3-point field goal: Dayton (0-24) in Chicago Invitational in Hoffmann Estates, Ill. (11-28-08)
Attempted 40 free throws: at Alabama (40 attempts), (2-23-11)
Made 30 free throws: at Florida (32) 40 fta. (2-18-10)
Made at least 18 3-point field goals: Samford (18-of-33) (11-19-10)
Made at least 10 3-point fgs: Ole Miss (11-of-29) (3-2-11)
Attempted at least 30 free throws in a half: at South Fla. (19-of-31) (12-15-10)

2010-11 SEASON

• Exhibition Game •

Auburn 79, West Alabama 66
November 3, 2010
Auburn Arena
Auburn, Ala.

Kenny Gabriel totaled game-highs of 15 points, 16 rebounds and 4 blocks while Josh Wallace added 10 points and nine assists to lead Auburn to a 79-66 victory over West Alabama in the exhibition opener in Auburn Arena. Auburn scored the first 8 points of the game and used an 11-0 run deep into the second half to take control of the game. Holding a 64-60 lead, Rob Chubb made a layup with 6 minutes remaining to start the decisive spurt, and Earnest Ross scored six points during the run that ended on his layup with 2:42 left and Auburn ahead 75-60. Auburn shot 50 percent from the field in the second half and went 14-of-19 (.737) from the foul line in the final period. Auburn led 22-10 just over the midway point of the first half, but the Div. II Tigers of the Gulf South Conference outscored Auburn 15-1 to take their first lead of the game at 25-23 with seven minutes before intermission. Auburn took the lead for good on a 13-4 run in the final 5:27 en route to a 40-31 halftime lead. West Alabama was led by Marino Thompson's 14 points and 12 rebounds.

West Alabama	FG	3FG	FT	R	F	TP	A	T	B	S	M
Ryan Fitch, F	5-13	0-0	0-0	5	4	10	5	2	0	2	23
Jonathan Griffin, F	0-1	0-0	0-0	2	5	0	0	3	1	2	20
Korrielle Beavers, G	3-4	1-1	0-0	4	1	7	1	1	1	0	28
Trevell Coleman, G	5-13	2-5	2-2	4	2	14	4	4	0	3	22
Alquan Mendenhall, G	5-19	3-14	0-0	4	1	13	0	0	0	0	34
Dameion Bland	0-2	0-1	0-0	0	1	0	1	0	0	0	7
Drew Faile	0-1	0-1	0-0	0	0	0	0	0	0	0	2
Ibrahim Appiah	0-2	0-1	2-2	4	1	2	3	1	0	1	14
Marino Thompson	5-12	0-0	4-8	12	2	14	0	2	4	0	27
Richard Dixon	3-6	0-1	0-0	4	1	6	0	1	0	1	14
Brett Person	0-1	0-0	0-0	0	2	0	0	0	0	0	4
Kyle Belcher	0-2	0-0	0-0	2	4	0	0	0	0	0	5
Team				4							
Totals	26-76	6-24	8-12	45	24	66	1414	6	9	200	

FG%: 1st Half 13-42 .310, 2nd Half 13-34 .382, Game 26-76 .342; 3FG%: 1st Half 3-15 .200, 2nd Half 3-9 .333, Game 6-24 .250; FT%: 1st Half 2-4 .500, 2nd Half 6-8 .750, Game 8-12 .667; Deadball Rebounds: 3.

Auburn	FG	3FG	FT	R	F	TP	A	T	B	S	M
Allen Payne, F	3-5	1-2	0-0	2	2	7	0	1	0	2	21
Kenny Gabriel, F	6-11	0-4	3-4	16	0	15	0	4	2	3	31
Rob Chubb, C	5-8	0-0	0-1	8	5	10	0	2	2	0	21
Andre Malone, G	4-16	1-5	4-5	6	1	13	3	4	0	2	38
Josh Wallace, G	4-10	0-0	2-4	3	2	10	9	2	0	2	25
Chris Denson	0-0	0-0	0-0	0	0	0	0	1	0	0	2
Tony Neysmith	3-5	0-0	1-1	3	1	7	0	1	0	0	16
Jake Drum	1-1	0-0	0-0	1	1	2	0	1	0	0	9
Earnest Ross	3-5	0-2	6-6	4	4	12	1	2	0	1	19
Adrian Forbes	0-5	0-0	3-8	3	1	3	0	0	1	0	18
Team				1							
Totals	29-66	2-13	19-29	47	17	79	1314	7	9	200	

FG%: 1st Half 17-42 .405, 2nd Half 12-24 .500, Game 29-66 .439; 3FG%: 1st Half 1-9 .111, 2nd Half 1-4 .250, Game 2-13 .154; FT%: 1st Half 5-10 .500, 2nd Half 14-19 .737, Game 19-29 .655; Deadball Rebounds: 6.

SCORE BY PERIODS	1	2	F	
West Alabama	31	35	--	66
Auburn	40	39	--	79

OFFICIALS--John Cahill, Ed Corbett, Tim Clougherty
TECHNICAL FOULS--None
ATTENDANCE--2,500

• Exhibition Game •

Columbus State 54, Auburn 52
November 8, 2010
Auburn Arena
Auburn, Ala.

Steve Peterson made a fade-away, contested 18-footer from the baseline just before the shot clock expired with 15.1 seconds remaining in the game to give Columbus State a 54-52 exhibition victory over Auburn in Auburn Arena. The Tigers had three shots in the lane to tie it as Earnest Ross missed a jumper, Kenny Gabriel's tip-in fell off followed by a Rob Chubb putback that went awry as time expired. Ross led Auburn with 14 points and six rebounds and Gabriel had eight points and 11 boards while Andre Malone chipped in 10 points off the bench. The Tigers shot a woeful 7-of-20 from the foul line and made a valiant effort coming back from a 12 point deficit with 12 minutes to play. Auburn jumped out to a 10-2 lead but let Div. II Columbus State score 11 straight points. Down 32-27 at the half, the Tigers scored only two points in the first 8:16 as the Cougars built their largest lead of the game at 41-29 with 12:19 to play. Auburn then scored 8 straight points to get to within 41-37 with 9 minutes to go, but Columbus State pushed its lead back out to 50-42 with 3:46 left. Two baskets by Gabriel and a 3-pointer by Ross allowed Auburn to tie the game at 50 with 1:28 remaining. That was the first time the Tigers were able to draw even since holding a 19-18 lead with 9 minutes to go in the first half. Peterson drained a jumper to give Columbus State a 52-50 lead on its next possession, and Chubb tied it at 52 on a layup with 49 seconds on the clock.

Columbus State	FG	3FG	FT	R	F	TP	A	T	B	S	M
Darius McKnight, F	0-3	0-0	0-0	2	4	0	0	0	0	0	13
Steve Peterson, F	5-14	1-3	6-8	11	3	17	1	4	0	0	33
Jonathan Murphy, F	2-6	0-0	0-0	7	2	4	0	1	0	0	31
Jamarquis Stevenson, G	3-11	1-4	2-2	7	2	9	2	6	0	0	33
Donta Ridley, G	2-6	0-0	7-8	7	2	11	2	0	1	2	32
Blake Zamudio	0-0	0-0	0-0	0	0	0	0	0	0	0	2
Isaac Joyner	0-2	0-2	0-2	3	2	0	0	1	0	0	9
Bryant Thomas	1-3	1-2	0-0	1	0	3	1	1	0	1	7
Anthony Smith	0-0	0-0	0-0	0	1	0	0	1	0	0	4
Andrew Houts	1-3	1-3	0-0	0	1	3	0	0	0	1	6
Paul Darkwa	2-6	0-0	3-6	8	4	7	0	3	1	3	30
Team				4							
Totals	16-54	4-14	18-26	50	21	54	6	17	2	7	200

FG%: 1st Half 10-27 .370, 2nd Half 6-27 .222, Game 16-54 .296; 3FG%: 1st Half 2-8 .250, 2nd Half 2-6 .333, Game 4-14 .286; FT%: 1st Half 10-16 .625, 2nd Half 8-10 .800, Game 18-26 .692; Deadball Rebounds: 2.

Auburn	FG	3FG	FT	R	F	TP	A	T	B	S	M
Allen Payne, F	0-6	0-2	0-4	1	1	0	1	2	1	1	30
Kenny Gabriel, F	4-12	0-3	0-0	11	3	8	0	0	1	0	22
Adrian Forbes, C	0-2	0-0	2-5	3	4	2	0	0	1	0	10
Josh Wallace, G	3-12	1-2	0-2	4	2	7	4	0	0	1	38
Earnest Ross, G	5-10	4-6	0-0	6	2	14	0	6	1	0	27
Josh Langford	1-1	0-0	0-0	2	5	2	0	1	0	0	12
Andre Malone	3-9	0-5	4-6	3	1	10	3	2	0	1	24
Chris Denson	1-3	0-1	0-0	2	0	2	0	0	0	0	7
Jake Drum	0-1	0-1	1-2	0	1	1	1	0	0	0	9
Rob Chubb	3-5	0-0	0-1	9	3	6	1	3	2	0	21
Team				3							
Totals	20-61	5-20	7-20	44	22	52	1014	6	3	200	

FG%: 1st Half 10-25 .400, 2nd Half 10-36 .278, Game 20-61 .328; 3FG%: 1st Half 3-10 .300, 2nd Half 2-10 .200, Game 5-20 .250; FT%: 1st Half 4-14 .286, 2nd Half 3-6 .500, Game 7-20 .350; Deadball Rebounds: 5.

SCORE BY PERIODS	1	2	F	
Columbus State	32	22	--	54
Auburn	27	25	--	52

OFFICIALS--Karl Hess, Bruce Benedict, Ron Groover
TECHNICAL FOULS--None
ATTENDANCE--3,000

• Game 1 •

UNC Asheville 70, Auburn 69
November 12, 2010
Auburn Arena
Auburn, Ala.

Kenny Gabriel recorded career-highs of 18 points and 13 rebounds while Earnest Ross added 12 points and 9 boards, but it wasn't enough as Auburn lost a 70-69 heartbreaker in overtime to UNC Asheville before a sold out crowd of 9,121 in the inaugural game in Auburn Arena. Freshman Allen Payne had 14 points for the Tigers. Auburn enjoyed its largest lead of 18 points at 39-21 with 18:35 remaining, but point guard Josh Wallace picked up two quick fouls just 12 seconds later and went to the bench. Asheville began its monumental comeback by scoring nine straight points to close to within 39-30 four minutes later. Auburn went a span of 5:07 without scoring. The Tigers pushed their lead to 11 at 44-33 and then had a 12 point lead at 60-48 with 3:57 remaining in the game. The Tigers even led 62-54 with 1:44 left, but J.P. Primm sank a 3-pointer, and Matt Dickey made a pair of free throws with 1:07 to go to close to within 62-59. Payne split a pair of foul shots to put the Tigers up four with 58 seconds on the clock, but D.J. Cunningham had a tip-in with 36 seconds left. Wallace stepped out of bounds catching the in-bounds pass. Primm missed a pair of foul shots, but John Williams had the huge tip-in off the missed free throw to tie it with 28 seconds to go. Ross missed a 3-pointer for the win in regulation. Jaron Lane made a layup to open the extra period to give the Bulldogs their first lead since 12-10 eight minutes into the game. Asheville pushed its lead to its largest of the game at 70-65 on a 3-pointer by Williams, but Gabriel drilled a 3-pointer to bring the Tigers to within 70-69 with 1:57 to go. Auburn ended up having a chance to tie it as Ross rebounded a Williams missed layup with 14 seconds left, but Wallace drove the lane and turned the ball over.

UNC Asheville	FG	3FG	FT	R	F	TP	A	T	B	S	M
J.P. Primm, F	5-12	4-9	2-4	1	5	16	4	3	0	1	30
Chris Stephenson, F	2-5	0-2	0-0	3	3	4	2	3	0	1	29
John Williams, F	2-7	0-0	6-9	11	1	10	2	1	0	1	40
D.J. Cunningham, C	1-6	0-0	3-6	12	4	5	1	1	2	1	28
Matt Dickey, G	5-14	3-7	5-6	5	3	18	3	2	0	3	44
Jaron Lane	4-9	0-1	6-6	3	3	14	2	0	2	2	28
Quinard Jackson	1-1	0-0	1-2	0	4	3	0	3	1	0	16
Jon Nwanunu	0-2	0-0	0-0	2	0	0	0	1	0	1	6
Trent Meyer	0-2	0-2	0-0	0	1	0	0	1	0	0	4
Team				1							
Totals	20-58	7-21	23-33	38	24	70	1415	5	10	225	

FG%: 1st Half 7-25 .280, 2nd Half 11-26 .423, OT 2-7 .286, Game 20-58 .345; 3FG%: 1st Half 4-9 .444, 2nd Half 3-10 .300, OT 0-2 .000, Game 7-21 .333; FT%: 1st Half 3-5 .600, 2nd Half 17-25 .680, OT 3-3 1.000, Game 23-33 .697; Deadball Rebounds: 5.

Auburn	FG	3FG	FT	R	F	TP	A	T	B	S	M
Kenny Gabriel, F	5-10	2-4	6-8	13	4	18	0	2	2	3	38
Rob Chubb, C	1-6	0-0	0-1	10	4	2	0	4	4	0	26
Andre Malone, G	4-9	3-6	0-0	5	2	11	0	1	0	3	29
Josh Wallace, G	3-9	0-0	3-7	3	4	9	5	5	0	1	32
Earnest Ross, G	4-13	0-3	4-8	9	4	12	1	3	1	0	38
Josh Langford	0-2	0-1	0-0	1	1	0	0	0	1	0	9
Allen Payne	4-5	1-2	5-8	2	4	14	0	2	0	1	23
Tony Neysmith	0-2	0-0	0-0	1	2	0	2	3	0	0	13
Adrian Forbes	1-3	0-0	1-2	3	4	3	0	0	0	0	17
Team				3							
Totals	22-59	6-16	19-34	50	29	69	8	20	8	225	

FG%: 1st Half 12-36 .333, 2nd Half 8-18 .444, OT 2-5 .400, Game 22-59 .373; 3FG%: 1st Half 4-11 .364, 2nd Half 1-3 .333, OT 1-2 .500, Game 6-16 .375; FT%: 1st Half 9-16 .563, 2nd Half 9-16 .563, OT 1-2 .500, Game 19-34 .559; Deadball Rebounds: 7.

SCORE BY PERIODS	1	2	OT	F	
UNC Asheville (1-0)	21	42	7	--	70
Auburn (0-1)	37	26	6	--	69

OFFICIALS--Doug Simons, Pat Adams, Earnie Pheal
TECHNICAL FOULS--UNCA bench (4:12, 2nd)
ATTENDANCE--9,121 (c)

• Game 2 •

Samford 79, Auburn 68
November 19, 2010
Global Sports Hoops Showcase
Auburn Arena • Auburn, Ala.

Andre Malone scored a career-high 28 points but it couldn't offset Samford's 18 made three-pointers en route to the Bulldogs' 79-68 victory over Auburn in the Global Sports Hoops Showcase in Auburn Arena. Malone made 6-of-10 three-pointers but Samford's Josh Davis scored a career-high tying 30 points on 8-of-10 treys. Josh Bedwell added 21 points for the Bulldogs on 5-of-7 made 3-pointers. The 18 made threes by Samford set an Auburn home game record dating back to the 1986-87 season when the 3-point shot was instituted by the NCAA. The 18 made threes broke the record of 15 made by Auburn against Arkansas in 1996, vs. West Florida in 1994 and Nicholls State in 2004, all in Beard-Eaves-Memorial Coliseum. Samford broke away from a 54-52 lead with 9:32 remaining by scoring 13 straight points to go ahead 67-52 with 6:27 left. Auburn got to within seven points twice the rest of the way but that is as close as the Tigers could get. Davis went a perfect 7-of-7 from 3-point range in the first half to give Samford a 38-32 lead at intermission. Malone did his best to match him for Auburn as he went 5-of-7 from behind the arc for 18 first half points. Kenny Gabriel and Allen Payne each scored eight points for the Tigers. Auburn shot 42.1 percent (8-of-19) from 3-point range, 42.4 percent from the field and went 10-of-15 from the foul line. Samford, which defeated Auburn for only the second time in 24 meetings and the first since 1940, shot 57.8 percent from the field, 54.5 percent (18-of-33) from 3-point range and 9-of-15 from the free throw line.

Samford	FG	3FG	FT	R	F	TP	A	T	B	S	M
John Peterson, F	1-3	1-3	0-0	0	0	3	0	2	0	0	15
Drew Windler, C	3-5	2-3	0-0	4	4	8	3	0	0	0	21
Gaby Bermudez, G	2-3	1-2	0-0	2	2	5	4	2	0	0	20
Jeffrey Merritt, G	4-10	4-0	0-5	7	2	8	6	1	1	0	35
Josh Bedwell, G	5-7	5-7	6-6	1	1	21	3	0	0	0	27
Josh Davis	10-12	8-10	2-2	4	3	30	0	0	0	2	27
Kaylin Johnson	0-2	0-2	0-0	1	1	0	1	0	0	1	13
Gregg Wooten	0-0	0-0	1-2	2	1	1	2	3	0	1	20
Matthew Friday	0-0	0-0	0-0	1	1	0	1	0	0	0	6
Will Cook	1-2	1-1	0-0	2	0	3	0	0	0	0	4
Andy King	0-1	0-1	0-0	2	0	0	2	2	1	1	12
Team				1							
Totals	26-45	18-33	9-15	25	15	79	22	10	2	5	200

FG%: 1st Half 14-25 .560, 2nd Half 12-20 .600, Game 26-45 .578; 3FG%: 1st Half 10-18 .556, 2nd Half 8-15 .533, Game 18-33 .545; FT%: 1st Half 0-0 .000, 2nd Half 9-15 .600, Game 9-15 .600; Deadball Rebounds: 2.

Auburn	FG	3FG	FT	R	F	TP	A	T	B	S	M
Kenny Gabriel, F	3-8	1-4	1-2	7	1	8	0	0	0	0	29
Adrian Forbes, F	2-4	0-0	0-0	2	3	4	0	1	0	0	14
Andre Malone, G	9-21	6-10	4-6	4	3	28	1	0	0	1	35
Josh Wallace, G	1-3	0-0	0-0	1	0	2	4	2	0	1	19
Earnest Ross, G	2-7	1-4	2-2	6	4	7	2	3	0	0	23
Josh Langford	2-2	0-0	1-2	1	3	5	0	1	0	0	15
Allen Payne	3-6	0-1	2-2	3	2	8	1	3	0	3	19
Tony Neysmith	1-3	0-0	0-0	3	0	2	2	0	0	0	23
Rob Chubb	2-5	0-0	0-1	5	3	4	1	0	0	0	23
Team				2							
Totals	25-59	8-19	10-15	34	19	68	11	10	0	5	200

FG%: 1st Half 12-29 .414, 2nd Half 13-30 .433, Game 25-59 .424; 3FG%: 1st Half 6-11 .545, 2nd Half 2-8 .250, Game 8-19 .421; FT%: 1st Half 2-3 .667, 2nd Half 8-12 .667, Game 10-15 .667; Deadball Rebounds: 1.

SCORE BY PERIODS	1	2	F
Samford (2-1)	38	41	-- 79
Auburn (0-2)	32	36	-- 68

OFFICIALS--Joe Lindsay, Tim Clougherty, Rob Groover
TECHNICAL FOULS--None
ATTENDANCE--5,240

• Game 3 •

Campbell 61, Auburn 54
November 20, 2010
Global Sports Hoops Showcase
Auburn Arena • Auburn, Ala.

Andre Malone scored a game-high 17 points, but Auburn committed 24 turnovers in a 61-54 loss to Campbell in the Global Sports Hoops Showcase in Auburn Arena. Malone, who scored 28 points on 6-of-10 three-pointers against Samford the day before, continued his torrid shooting by going 5-of-8 from long range against the Fighting Camels. Malone's trey gave the Tigers a 49-47 lead with 6:28 remaining, but Auburn wouldn't score again until another Malone 3-pointer with nine seconds left in the game that closed the Campbell lead to 57-52. Auburn led by as much as 42-34 on a Josh Langford conventional 3-point play with 14:41 to go in the game, but Campbell (2-2) scored nine straight points to regain the lead at 43-42. Campbell opened the game with a 10-3 edge after Auburn missed eight of its first nine shots from the field. The Camels increased it to as much as 18-10 with 8:07 on the clock, but the Tigers closed the half on a 20-8 run for a 30-26 halftime lead. Malone was the only Tiger who scored in double figures for the second straight game as Adrian Forbes and Earnest Ross each chipped in 7 points. Amir Celestin came off the bench to score a team-high 13 points for Campbell while Eric Griffin added 10 points, 6 rebounds and 4 blocks.

Campbell	FG	3FG	FT	R	F	TP	A	T	B	S	M
Keishawn Mayes, F	2-5	0-0	1-2	3	1	5	1	1	0	1	18
Eric Griffin, F	4-10	0-3	2-6	6	0	10	1	4	4	0	35
Preston Dodson, F	1-2	0-0	2-2	5	5	4	0	1	0	1	25
Junard Hartley, G	2-6	0-0	4-6	1	3	8	5	1	0	1	27
Lorne Merthie, G	3-9	2-5	0-0	2	1	8	0	3	0	4	29
Amir Celestin	5-7	0-0	3-3	4	1	13	1	2	0	1	22
Rico Ferguson	0-1	0-0	0-0	1	1	0	0	1	0	1	5
Marvelle Harris	2-2	0-0	0-0	1	1	4	0	0	0	0	6
Andrew Ryan	1-4	0-3	4-4	0	0	6	0	0	0	0	15
Martell Jackson	1-3	0-0	1-2	4	1	3	0	1	1	0	18
Team				3							
Totals	21-49	2-11	17-25	30	14	61	8	14	5	9	200

FG%: 1st Half 10-25 .400, 2nd Half 11-24 .458, Game 21-49 .429; 3FG%: 1st Half 0-4 .000, 2nd Half 2-7 .286, Game 2-11 .182; FT%: 1st Half 6-10 .600, 2nd Half 11-15 .733, Game 17-25 .680; Deadball Rebounds: 5.

Auburn	FG	3FG	FT	R	F	TP	A	T	B	S	M
Kenny Gabriel, F	0-5	0-3	0-0	4	3	0	1	6	1	0	26
Adrian Forbes, F	3-3	0-0	1-1	2	3	7	0	1	0	0	13
Andre Malone, G	5-13	5-8	2-2	1	1	17	0	4	0	1	29
Josh Wallace, G	2-5	0-1	2-3	3	4	6	6	1	0	2	24
Earnest Ross, G	2-8	1-3	2-2	7	2	7	5	3	0	0	26
Josh Langford	2-7	0-0	1-1	5	1	5	0	3	1	0	14
Allen Payne	2-5	2-3	0-0	3	3	6	1	4	0	0	25
Chris Denson	0-1	0-1	0-0	0	1	0	0	0	0	0	6
Tony Neysmith	0-0	0-0	0-0	0	0	0	0	1	0	0	10
Rob Chubb	3-6	0-0	0-1	7	3	6	0	1	1	0	27
Team				5							
Totals	19-53	8-19	8-10	37	21	54	13	24	3	3	200

FG%: 1st Half 11-33 .333, 2nd Half 8-20 .400, Game 19-53 .358; 3FG%: 1st Half 5-9 .556, 2nd Half 3-10 .300, Game 8-19 .421; FT%: 1st Half 3-4 .750, 2nd Half 5-6 .833, Game 8-10 .800; Deadball Rebounds: 0.

SCORE BY PERIODS	1	2	F
Campbell (2-2)	26	35	-- 61
Auburn (0-3)	30	24	-- 54

OFFICIALS--Tony Greene, Gary Maxwell, Carlos Gonzalez
TECHNICAL FOULS--None
ATTENDANCE--5,011

• Game 4 •

Auburn 68, Middle Tennessee State 66
November 21, 2010
Global Sports Hoops Showcase
Auburn Arena • Auburn, Ala.

Auburn overcame a 17 point deficit behind Earnest Ross' career-high 22 points to defeat Middle Tennessee State 68-66 for the first win of the Coach Tony Barbee era in the Global Sports Hoops Showcase in Auburn Arena. Trailing 32-15 with 7:09 left in the first half, Auburn held MTSU to only 3 points in 13:23 as the Tigers used a 28-3 run to take a 43-35 lead with 14:06 left on a layup by Rob Chubb, who finished with a career-high 13 points in 20 minutes. Auburn increased its lead to as much as 53-41 on a conventional 3-point play by freshman Allen Payne with 11:10 to go. MTSU tied the game at 60 with 3:50 left, but Ross answered with a 3-pointer to give the Tigers the lead for good. However, things were far from over. A pair of Josh Wallace free throws with 39 seconds left gave Auburn a 68-62 lead. MTSU's James Washington sank a 3-pointer to cut the lead in half with 24 seconds remaining, and Kenny Gabriel tried to throw the inbounds pass to Chubb but the ball went untouched and out of bounds. Getting the ball under the Auburn basket, the Blue Raiders missed a pair of 3-pointers by Washington, who finished with a game-high 25 points on 4-of-7 three-pointers, and James Gallman. MTSU's Trevor Ottley was fouled on the rebound and went to the foul line with :00.9 seconds on the clock. Ottley made the first and missed the second intentionally but Payne rebounded the ball to preserve the Auburn win. Middle Tennessee scored the first seven points of the game and used a 19-7 run to take its 32-15 lead. Auburn began to chip away and ended the first half on a 16-2 run to trail 34-31 at intermission. Auburn outrebounded Middle Tennessee by a whopping 40-27 advantage, and the Tigers committed only 10 turnovers, including only three in the second half. Andre Malone, a member of the all-tournament team averaging 17.0 points for the three games, added 6 points and 7 boards.

Middle Tennessee	FG	3FG	FT	R	F	TP	A	T	B	S	M
JT Sulston, F	7-12	3-4	0-0	2	5	17	0	0	0	0	27
Kyle Hunt, F	0-2	0-0	0-1	2	2	0	0	1	0	0	20
James Gallman, G	0-3	0-3	0-0	1	2	0	1	0	1	0	13
James Washington, G	7-11	4-7	7-8	3	2	25	3	1	0	1	37
Jason Jones, G	3-7	0-0	3-4	3	2	9	3	4	0	0	26
Rod Emanuel	0-0	0-0	0-0	1	0	0	0	0	0	0	13
Shawn Jones	2-4	0-0	2-2	2	6	0	1	0	0	0	18
Jimmy Oden	1-1	1-1	0-0	3	2	3	1	0	0	0	10
Kerry Hammonds	1-7	1-6	2-2	3	1	5	2	0	0	0	21
Trevor Charles	0-1	0-0	0-0	0	0	0	0	0	0	0	2
Trevor Ottley	0-2	0-0	1-3	4	4	1	1	1	0	1	13
Team				3							
Totals	21-50	9-21	15-21	27	22	66	10	9	0	2	200

FG%: 1st Half 12-26 .462, 2nd Half 9-24 .375, Game 21-50 .420; 3FG%: 1st Half 6-10 .600, 2nd Half 3-11 .273, Game 9-21 .429; FT%: 1st Half 4-7 .571, 2nd Half 11-14 .786, Game 15-21 .714; Deadball Rebounds: 3.

Auburn	FG	3FG	FT	R	F	TP	A	T	B	S	M
Kenny Gabriel, F	2-9	0-3	2-4	11	3	6	3	3	2	0	30
Adrian Forbes, F	1-2	0-0	1-3	4	4	3	1	1	2	0	13
Andre Malone, G	2-5	0-1	2-2	7	1	6	2	2	0	1	33
Josh Wallace, G	2-5	0-1	3-2	2	2	7	6	1	0	1	28
Earnest Ross, G	8-13	3-5	3-4	4	2	22	1	3	0	0	35
Josh Langford	1-3	0-0	0-2	3	3	2	0	0	0	0	16
Allen Payne	3-5	1-3	2-3	3	1	9	1	0	0	0	13
Tony Neysmith	0-1	0-0	0-0	1	1	0	0	0	0	0	12
Rob Chubb	5-10	0-0	3-7	3	4	13	2	0	0	1	20
Team				2							
Totals	24-53	4-13	16-28	40	21	68	16	10	4	3	200

FG%: 1st Half 11-28 .393, 2nd Half 13-25 .520, Game 24-53 .453; 3FG%: 1st Half 2-8 .250, 2nd Half 2-5 .400, Game 4-13 .308; FT%: 1st Half 7-15 .467, 2nd Half 9-13 .692, Game 16-28 .571; Deadball Rebounds: 6.

SCORE BY PERIODS	1	2	F
Middle Tennessee State (2-3)	34	32	-- 66
Auburn (1-3)	31	37	-- 68

OFFICIALS--Doug Simons, Glen Tuitt, Roger Ayers
TECHNICAL FOULS--None
ATTENDANCE--4,824

• Game 5 •

Jacksonville 69, Auburn 55
November 27, 2010
Auburn Arena
Auburn, Ala.

Earnest Ross recorded his first career double-double with 18 points and 11 rebounds but Auburn fell 69-55 to two-time defending Atlantic Sun Conference Champion Jacksonville at Auburn Arena. Leading 59-54 with 3:08 to play, Jacksonville ended the game on a 10-1 run as the Tigers missed four shots and had three turnovers in the span. Auburn opened the game with a 9-3 lead but that was short-lived as the Dolphins scored seven straight points. The game was tied at 12 when Jacksonville scored 12 straight points in only 1:33 to double-up Auburn 24-12 with 8:11 left in the first half. The Tigers kept coming back, as they did many times during the game, but could never get over the hump. Auburn closed to within 31-29 before Jacksonville went into the locker room ahead 33-29. In the second half, the Dolphins pushed their lead to 43-34, but the Tigers came within 50-46 with 10 minutes to play. Jacksonville increased its lead again to 57-46 only to have Auburn trail 59-54. Rob Chubb added 10 points and 7 rebounds for Auburn. Auburn shot only 37.3 percent from the field and 3-of-13 (.231) from 3-point range and 53.8 percent (14-of-26) from the foul line. The Tigers, who forced 19 Dolphin turnovers, also committed 22 turnovers as Jacksonville outscored Auburn 33-15 on points off turnovers. Keith McDougald led four Dolphins who scored in double figures with 15 points.

Jacksonville	FG	3FG	FT	R	F	TP	A	T	B	S	M
Ayron Hardy, F	5-7	1-3	0-0	6	2	11	3	5	1	6	34
Glenn Powell, F	0-4	0-0	2-2	6	4	2	1	3	0	1	21
Russell Powell, G	3-9	0-1	5-8	3	3	11	2	3	0	2	27
Keith McDougald, G	6-12	3-6	0-2	0	4	15	1	2	0	2	23
Tevin Galvin, G	0-2	0-2	1-4	6	3	1	1	0	0	1	18
Travis Cohn	6-10	1-3	0-0	4	3	13	2	2	0	1	16
Chris Davis	0-1	0-1	0-0	1	0	0	0	0	0	0	6
Shamile Jeffers	2-3	0-0	0-0	5	0	4	0	2	0	0	17
Aloys Cabell	2-4	1-2	0-0	1	1	5	3	1	0	1	13
Delwan Graham	3-4	0-0	1-3	2	3	7	0	1	0	0	21
Chris Rozier	0-2	0-0	0-0	0	0	0	0	0	0	0	4
Team	4										
Totals	27-58	6-18	9-19	38	23	69	13	19	1	14	200

FG%: 1st Half 14-31 .452, 2nd Half 13-27 .481, Game 27-58 .466; 3FG%: 1st Half 4-11 .364, 2nd Half 2-7 .286, Game 6-18 .333; FT%: 1st Half 1-4 .250, 2nd Half 8-15 .533, Game 9-19 .474; Deadball Rebounds: 5.

Auburn	FG	3FG	FT	R	F	TP	A	T	B	S	M
Kenny Gabriel, F	2-5	0-2	0-2	3	3	4	1	5	1	1	27
Adrian Forbes, F	1-1	0-0	0-0	0	4	2	0	1	0	0	12
Andre Malone, G	1-5	1-4	4-4	5	1	7	1	4	0	1	24
Josh Wallace, G	1-5	1-1	0-2	1	1	3	4	3	0	2	28
Earnest Ross, G	8-18	1-5	1-4	11	1	18	2	1	0	4	34
Josh Langford	2-5	0-0	0-0	5	2	4	1	0	0	1	13
Allen Payne	0-3	0-1	5-6	3	2	5	1	2	0	1	23
Tony Neysmith	0-1	0-0	2-4	0	2	2	1	2	0	1	13
Rob Chubb	4-8	0-0	2-4	7	2	10	0	3	0	0	26
Team	3										
Totals	19-51	3-13	14-26	38	19	55	10	22	1	10	200

FG%: 1st Half 11-31 .355, 2nd Half 8-20 .400, Game 19-51 .373; 3FG%: 1st Half 1-5 .200, 2nd Half 2-8 .250, Game 3-13 .231; FT%: 1st Half 6-13 .462, 2nd Half 8-13 .615, Game 14-26 .538; Deadball Rebounds: 4.

SCORE BY PERIODS	1	2	F
Jacksonville (4-1)	33	36	-- 69
Auburn (1-4)	29	26	-- 55

OFFICIALS--Tom Eades, Antinio Petty, Chuck Jones
TECHNICAL FOULS--Auburn bench (9:00, 1st)
ATTENDANCE--4,888

• Game 6 •

Auburn 78, Georgia Southwestern 50
November 30, 2010
Auburn Arena
Auburn, Ala.

Andre Malone scored a game-high 17 points and Rob Chubb added 12 to lead Auburn to a 78-50 win over Georgia Southwestern in Auburn Arena. The Tigers shot a season-high 51.7 percent from the field and forced a season-high 23 turnovers. Leading 44-38, Auburn scored 11 straight points to break the game open at 55-38 with 9:53 remaining. The Tigers continued to grow its lead to 67-47 with four minutes left and then to its largest of 28 points on an Allen Payne dunk just before the buzzer. Auburn opened the game with a 13-1 run featuring a new starting lineup that included freshman Josh Langford, who scored a season-high nine points, Chubb and junior Tony Neysmith, who scored a career-high eight points in his first career start at Auburn. Div. II Georgia Southwestern answered with 12 straight points to tie it, and the Hurricanes played the Tigers tough throughout the first half. Auburn answered with a 12-2 run to lead 25-15 with 4:41 left in the opening period, but Georgia Southwestern scored nine consecutive points to close to within 27-24 before the Tigers went into the locker room ahead 32-26. Georgia Southwestern stayed close to Auburn by going 5-of-12 from 3-point range in the first half. The Tigers held the Hurricanes to 32.7 percent shooting from the field. Trayce Macon led Georgia Southwestern with 15 points and 10 rebounds.

Ga. Southwestern	FG	3FG	FT	R	F	TP	A	T	B	S	M
Phillip Brown, F	5-9	0-0	4-5	6	2	14	2	3	4	1	32
Trayce Macon, F	5-17	3-7	2-4	10	0	15	0	4	0	0	29
Matt Shaw, F	1-3	0-0	0-0	1	5	2	0	0	0	0	21
Evan Mobley, G	3-8	3-7	0-0	1	2	9	3	6	0	2	28
Talmadge Bell, G	2-9	2-5	4-4	1	2	10	0	1	0	0	25
Matt Mendell	0-0	0-0	0-0	0	0	0	0	1	0	0	4
Tyler Gunnett	0-2	0-2	0-0	1	1	0	0	1	0	0	13
Derek Smith	0-0	0-0	0-0	1	0	0	0	0	0	0	4
Jamon Hawkins	0-1	0-0	0-0	1	0	0	3	0	0	0	22
Dannie Hunt	0-0	0-0	0-3	7	5	0	1	4	0	0	22
Team	3										
Totals	16-49	8-21	10-16	32	18	50	6	23	4	3	200

FG%: 1st Half 7-24 .292, 2nd Half 9-25 .360, Game 16-49 .327; 3FG%: 1st Half 5-12 .417, 2nd Half 3-9 .333, Game 8-21 .381; FT%: 1st Half 7-8 .875, 2nd Half 3-8 .375, Game 10-16 .625; Deadball Rebounds: 3.

Auburn	FG	3FG	FT	R	F	TP	A	T	B	S	M
Rob Chubb, C	6-9	0-0	0-1	4	4	12	0	2	0	1	18
Josh Langford, G	4-7	1-1	0-1	1	4	9	0	2	0	1	21
Andre Malone, G	6-9	1-3	4-4	2	1	17	1	0	0	0	20
Tony Neysmith, G	4-6	0-0	0-0	1	1	8	2	1	0	0	22
Earnest Ross, G	2-9	0-3	1-1	7	1	5	2	2	1	3	26
Allen Payne	3-4	0-0	0-0	2	2	6	0	2	0	1	13
Chris Denson	1-4	0-1	0-0	3	0	2	2	1	0	1	18
Josh Wallace	1-3	0-0	1-3	4	1	3	6	0	4	1	19
Kenny Gabriel	2-5	0-1	2-2	4	2	6	1	1	2	2	26
Jake Drum	0-0	0-0	2-2	1	2	0	0	0	1	3	
Dylan Spencer	0-1	0-1	0-0	0	0	0	0	0	0	0	2
Adrian Forbes	2-3	0-0	4-4	2	1	8	0	0	1	0	12
Team	4										
Totals	31-60	2-10	14-18	35	18	78	12	11	3	14	200

FG%: 1st Half 15-33 .455, 2nd Half 16-27 .593, Game 31-60 .517; 3FG%: 1st Half 1-7 .143, 2nd Half 1-3 .333, Game 2-10 .200; FT%: 1st Half 1-2 .500, 2nd Half 13-16 .813, Game 14-18 .778; Deadball Rebounds: 2.

SCORE BY PERIODS	1	2	F
Georgia Southwestern (3-2)	26	24	-- 50
Auburn (2-4)	32	46	-- 78

OFFICIALS--Joe Lindsay, Antinio Petty, Tim Clougherty
TECHNICAL FOULS--Evan Mobley, GSW (7:39, 2nd)
ATTENDANCE--5,051

• Game 7 •

Auburn 76, Arkansas-Pine Bluff 72
December 5, 2010
Auburn Arena
Auburn, Ala.

Auburn used an 11-0 run in the final four minutes of the game to come back and defeat Arkansas-Pine Bluff 76-72 in Auburn Arena. Freshman Allen Payne scored a career-high 16 points to lead four Tigers in double figures. With Pine Bluff holding its largest lead at 72-65 with 4:04 remaining, Rob Chubb scored seven of his 14 points in the decisive run. Chubb, who entered the game shooting 5-of-15 from the foul line, made 5-of-6 foul shots in the stretch and was 6-of-8 for the game. Chubb tied it with a pair of free throws at 72 with 59.9 seconds to go, and Pine Bluff turned it over with 43 seconds left. Nearly falling out of bounds, Payne rebounded his missed layup with 12 seconds to go and threw it to Josh Wallace at the top of the key as Auburn called time out with 9.4 seconds left. Tony Neysmith barely avoided a 5 second violation, finding Payne on a backdoor cut on the inbounds pass to the rim as Payne laid in the game-winner with 7.4 seconds on the clock. Auburn forced Pine Bluff's 18th turnover of the game, and Chubb sealed it with a pair of free throws with 4 seconds left. The Tigers led 15-8 and as much as 23-15 with 10:30 left in the first half but allowed the Golden Lions to shoot 61.5 percent from the field and 7-of-13 percent (.538) from 3-point range in the opening period. Pine Bluff came in averaging 51 points a game and led Auburn at halftime 48-44 as the Tigers shot 57.7 percent from the field and 4-of-9 from 3-point range. Freshman Josh Langford scored all 13 of his career-high points in the first half as foul trouble allowed him only 20 minutes of play.

Ark.-Pine Bluff	FG	3FG	FT	R	F	TP	A	T	B	S	M
Dominic Moore, F	0-3	0-2	0-0	2	3	0	2	1	0	0	13
Terrell Kennedy, C	8-10	1-2	2-4	4	4	19	2	6	0	0	36
Allen Smith, G	6-8	5-7	2-2	3	0	19	0	1	0	1	33
Savalace Townsend, G	2-3	2-3	0-0	4	2	6	5	5	1	3	36
Gavin Montgomery, G	6-14	0-3	5-6	5	4	17	5	4	0	2	38
Marcel Mosley	1-3	1-2	0-0	0	3	1	0	0	1	0	12
Clay Johnson	1-1	0-0	0-0	3	4	2	5	0	0	1	16
Daniel Broughton	1-3	0-1	4-5	1	4	6	1	1	0	0	16
Team	2										
Totals	25-45	9-20	13-17	24	21	72	21	18	1	8	200

FG%: 1st Half 16-26 .615, 2nd Half 9-19 .474, Game 25-45 .556; 3FG%: 1st Half 7-13 .538, 2nd Half 2-7 .286, Game 9-20 .450; FT%: 1st Half 9-11 .818, 2nd Half 4-6 .667, Game 13-17 .765; Deadball Rebounds: 1.

Auburn	FG	3FG	FT	R	F	TP	A	T	B	S	M
Rob Chubb, C	4-6	0-0	6-8	4	4	14	0	3	0	0	25
Josh Langford, G	5-10	1-2	2-2	4	4	13	2	0	1	0	20
Andre Malone, G	2-5	0-0	1-1	1	1	10	2	0	0	0	25
Tony Neysmith, G	4-10	2-3	0-0	1-3	3	0	5	1	0	1	32
Earnest Ross, G	1-5	1-3	5-6	6	1	8	2	3	0	3	29
Allen Payne	5-10	2-3	4-4	6	3	16	1	4	0	2	25
Chris Denson	1-2	0-1	0-0	0	2	1	0	0	0	0	9
Josh Wallace	0-3	0-1	0-0	2	4	0	3	0	0	1	11
Kenny Gabriel	1-3	0-2	0-0	1	0	2	1	0	0	0	9
Jake Drum	1-2	0-0	1-2	4	0	3	1	0	1	0	5
Adrian Forbes	1-1	0-0	1-2	1	3	3	0	1	1	1	10
Team	1										
Totals	25-55	6-17	20-27	33	20	76	18	12	3	8	200

FG%: 1st Half 15-26 .577, 2nd Half 10-29 .345, Game 25-55 .455; 3FG%: 1st Half 4-9 .444, 2nd Half 2-8 .250, Game 6-17 .353; FT%: 1st Half 10-13 .769, 2nd Half 10-14 .714, Game 20-27 .741; Deadball Rebounds: 3.

SCORE BY PERIODS	1	2	F
Arkansas-Pine Bluff (0-7)	48	24	-- 72
Auburn (3-4)	44	32	-- 76

OFFICIALS--Ted Valentine, Mike Nance, James Barker
TECHNICAL FOULS--None
ATTENDANCE--4,561

• Game 8 •

Rutgers 63, Auburn 54
December 11, 2010

DirecTV SEC-Big East Invitational
Consol Energy Center • Pittsburgh, Pa.

Kenny Gabriel scored a game-high 18 points and Earnest Ross notched his second double-double of the season with 15 points and a game-high 10 rebounds but Auburn's comeback fell short in a 63-54 loss to Rutgers in the DirecTV SEC-Big East Invitational in the Consol Energy Center. Auburn scored the first 7 points of the game as Rutgers missed its first 12 shots from the field. The Scarlet Knights didn't make their first field goal until a James Beatty 3-pointer seven minutes into the game. The basket cut the Tigers' lead to 11-7 and ignited a 15-0 Rutgers run for a 19-11 edge with 9:13 left in the half. Auburn went scoreless for 5:26. Leading 29-24 at the half, Rutgers scored the first 8 points to extend its lead to 37-24 just over 3 minutes into the second period. Auburn closed to within 39-32 with 13 minutes remaining, but then went scoreless for 7:13 as Rutgers pushed its lead to as much as 51-34. The Tigers hung tough by outscoring the Scarlet Knights 16-6 to close to within 57-50 with 1:34 to go on a Gabriel 3-pointer. Gabriel scored 8 points during the stretch. Dane Miller led Rutgers with 17 points and 10 rebounds. Both teams shot poorly from the field as Auburn went 30.2 percent from the field and Rutgers was 33.9. The Scarlet Knights outrebounded the Tigers 46-33, including a 20-2 advantage in second chance points on 17 offensive rebounds compared to the Tigers' nine. Auburn did shoot 80 percent from the foul line, making 16-of-20.

Auburn	FG	3FG	FT	R	F	TP	A	T	B	S	M
Rob Chubb, C	1-2	0-0	3-3	1	2	5	0	1	1	0	16
Josh Langford, G	0-3	0-2	0-0	2	4	0	0	1	1	0	18
Andre Malone, G	4-12	2-7	0-0	4	2	10	0	1	1	31	
Tony Neysmith, G	3-4	0-0	0-2	3	1	6	4	3	1	2	27
Earnest Ross, G	4-14	1-7	6-7	10	4	15	5	0	1	1	36
Allen Payne	0-5	0-2	0-0	2	2	0	0	1	1	1	18
Josh Wallace	0-2	0-0	0-0	1	0	0	1	2	0	1	17
Kenny Gabriel	4-7	3-5	7-8	3	2	18	0	1	1	0	26
Adrian Forbes	0-4	0-0	0-0	1	0	0	0	0	0	0	11
Team	6										
Totals	16-53	6-23	16-20	33	17	54	10	9	7	6	200

FG%: 1st Half 8-28 .286, 2nd Half 8-25 .320, Game 16-53 .302;
3FG%: 1st Half 0-7 .000, 2nd Half 6-16 .375, Game 6-23 .261;
FT%: 1st Half 8-10 .800, 2nd Half 8-10 .800, Game 16-20 .800;
Deadball Rebounds: 3.

Rutgers	FG	3FG	FT	R	F	TP	A	T	B	S	M
Kenny Gabriel, F	2-5	0-2	0-2	3	3	4	1	5	1	1	27
Jonathan Mitchell, F	4-10	2-4	4-4	7	2	14	2	3	0	1	32
Gilvydas Biruta, F	0-1	0-1	0-0	0	3	0	0	0	1	0	7
Dane Miller, C	6-16	1-4	4-4	10	3	17	4	3	0	1	32
James Beatty, G	4-7	3-5	2-2	4	0	13	3	0	0	0	31
Mike Coburn, G	1-7	0-2	2-4	4	1	4	1	1	1	1	34
Austin Carroll	1-2	1-2	2-2	1	3	5	1	0	0	0	9
Robert Lumpkins	1-6	0-2	0-0	4	1	2	1	0	1	0	13
Austin Johnson	2-6	0-0	0-1	5	5	4	0	2	2	0	25
Mike Poole	1-4	0-2	2-2	5	0	4	1	1	0	0	17
Team	6										
Totals	20-59	7-22	16-19	46	18	63	13	10	5	3	200

FG%: 1st Half 9-31 .290, 2nd Half 11-28 .393, Game 20-59 .339;
3FG%: 1st Half 5-14 .357, 2nd Half 2-8 .250, Game 7-22 .318;
FT%: 1st Half 6-9 .667, 2nd Half 10-10 1.000, Game 16-19 .842;
Deadball Rebounds: 1.

SCORE BY PERIODS	1	2	F
Auburn (3-5)	24	30	-- 54
Rutgers (6-2)	29	34	-- 63

OFFICIALS--Ed Corbett, Mike Stephens, Doug Shows
TECHNICAL FOULS--None
ATTENDANCE--15,166

• Game 9 •

South Florida 61, Auburn 49
December 15, 2010

Sun Dome
Tampa, Fla.

Andre Malone scored a game-high 18 points and Earnest Ross added 11 as Auburn lost at South Florida 61-49 in the Sun Dome in the Tigers' second straight road game against a Big East Conference team. South Florida, which is now 5-1 at home, scored nine straight points to take a 13-5 lead five minutes into the game. Auburn picked up its defense and held South Florida scoreless for 6:18 using a 13-0 run to take a 19-17 lead on a pair of Earnest Ross free throws with 6:59 left in the half. The Tigers then hit a dry spell going all but the final second of the remainder of the half without a field goal, including 5:12 without a point, as the Bulls pulled back ahead 28-20. Frankie Sullivan, who played in his first game of the season after coming back from surgery on his left knee on July 27, drained a 3-pointer with a second left, was fouled and made the free throw as Auburn closed to within 28-24 at halftime. As Sullivan's huge four-point play cut the South Florida eight point lead in half, the Tigers trailed by only four despite shooting 29.2 percent from the field and being outrebounded 23-12. Sullivan finished with four points, two assists and two steals in nine minutes on 1-of-3 shooting from the field, all 3-point attempts. The Tigers scored only four points in the first 7:30 of the second half as they fell behind 39-28, and Auburn never got closer than six at 39-33 the rest of the way. Auburn shot only 34 percent from the field for the game and was outrebounded 40-28 while South Florida shot 43.6 percent from the floor. Jarrid Famous led the South Florida with 15 points.

Auburn	FG	3FG	FT	R	F	TP	A	T	B	S	M
Rob Chubb, C	2-6	0-0	0-0	2	5	4	1	1	1	0	17
Josh Langford, G	1-3	0-1	0-0	2	5	2	0	3	1	0	11
Andre Malone, G	6-14	3-6	3-4	5	1	18	1	1	0	0	32
Tony Neysmith, G	2-4	0-0	0-0	2	4	4	1	2	0	0	15
Earnest Ross, G	3-7	2-3	3-4	6	2	11	1	1	0	0	28
Allen Payne	0-4	0-1	0-0	5	2	0	0	2	0	2	16
Josh Wallace	1-2	0-0	1-3	3	4	3	4	2	0	1	25
Kenny Gabriel	4-7	3-5	7-8	3	2	18	0	1	1	0	26
Jake Drum	0-0	0-0	0-2	1	2	0	0	0	0	0	14
Frankie Sullivan	1-3	1-3	1-1	0	2	4	2	0	0	2	10
Adrian Forbes	0-0	0-0	0-0	1	2	0	0	1	0	0	3
Team	0										
Totals	17-50	7-18	8-14	28	30	49	10	14	2	6	200

FG%: 1st Half 7-24 .292, 2nd Half 10-26 .385, Game 17-50 .340;
3FG%: 1st Half 3-8 .375, 2nd Half 4-10 .400, Game 7-18 .389;
FT%: 1st Half 7-9 .778, 2nd Half 1-5 .200, Game 8-14 .571;
Deadball Rebounds: 3.

South Florida	FG	3FG	FT	R	F	TP	A	T	B	S	M
Ron Anderson Jr, F	2-4	0-0	4-10	12	2	8	0	4	1	1	31
Toarlyn Fitzpatrick, F	1-4	0-1	4-6	9	2	6	3	1	1	1	25
Hugh Robertson, F	4-6	2-4	2-2	4	2	12	1	0	0	0	24
Jawanza Poland, G	4-11	0-3	0-4	3	4	8	0	3	0	2	33
Anthony Crater, G	1-3	1-3	0-0	2	1	3	7	2	0	0	34
LaVonte Dority	0-0	0-0	0-0	0	0	0	0	0	0	0	0+
Shedrick Haynes	0-0	0-0	0-0	0	0	0	1	0	0	0	5
Shaun Noriega	0-3	0-3	0-0	0	0	0	0	0	0	0	7
Mike Burwell	2-4	2-4	3-4	3	1	9	1	2	0	1	16
Jarrid Famous	3-4	0-0	9-13	6	2	15	0	2	1	2	25
Team	1										
Totals	17-39	5-18	22-39	40	14	61	13	14	3	7	200

FG%: 1st Half 11-24 .458, 2nd Half 6-15 .400, Game 17-39 .436;
3FG%: 1st Half 3-9 .333, 2nd Half 2-9 .222, Game 5-18 .278;
FT%: 1st Half 3-8 .375, 2nd Half 19-31 .613, Game 22-39 .564;
Deadball Rebounds: 7.

SCORE BY PERIODS	1	2	F
Auburn (3-6)	24	25	-- 49
South Florida (6-5)	28	33	-- 61

OFFICIALS--Tim Higgins, James Breeding, Tony Greene
TECHNICAL FOULS--Auburn Bench (3:45, 2nd)
ATTENDANCE--5,286

• Game 10 •

Presbyterian College 62, Auburn 59
December 18, 2010

Auburn Arena
Auburn, Ala.

After trailing by as much as 21 points, Auburn missed a layup to tie it in the final seconds in a 62-59 loss to Presbyterian in Auburn Arena. Rob Chubb led the Tigers with a career-high 15 points while Kenny Gabriel added 10 points and 6 rebounds. Presbyterian's Khalid Mutakabbir, who scored a game-high 17 points on 3-of-4 three-pointers, made a free throw to put the Blue Hose up two points with seven seconds remaining. Auburn inbounded the ball to Josh Wallace on the run just shy of midcourt, and Wallace dribbled through the Presbyterian defense before his layup attempt with three seconds left rolled off the basket. Presbyterian was on fire in the first half, jumping out to a 19-4 lead six minutes into the game and stretched it to as much as 21 points at 30-9 with 6:52 left in the half. In the opening period, the Blue Hose shot 67.1 percent from the field and 52.9 percent on 9-of-17 three-pointers to take a 38-23 lead at intermission. Auburn, which forced 20 turnovers on 15 steals, picked up its defense after the half and kept inching closer into the game. The Tigers closed to within nine points four minutes into the half and then crept to within 50-43 with 9:25 remaining. After a pair of Al'Lonzo Coleman free throws, the Tigers scored eight consecutive points to come within 52-51 with 2:52 to go. Coleman notched a double-double with 13 points and a game-high 16 rebounds for Presbyterian. Earnest Ross and Josh Wallace pitched in nine points apiece for Auburn while Frankie Sullivan had five points, three assists and two steals in 20 minutes.

Presbyterian	FG	3FG	FT	R	F	TP	A	T	B	S	M
Walt Allen, F	5-8	2-5	0-0	6	2	12	3	3	0	0	40
Jake Troily, F	3-3	1-1	0-0	2	2	7	0	1	1	0	30
Al'Lonzo Coleman, C	5-7	0-0	3-6	16	4	13	4	8	0	0	38
Pierre Miller, G	3-8	3-7	1-2	4	2	10	2	3	0	1	34
Khalid Mutakabbir, G	6-9	3-4	2-3	1	1	17	3	3	2	0	40
Joshua Clyburn	0-0	0-0	0-0	0	0	0	0	0	0	0	1
Tyler Deihl	1-2	1-2	0-0	0	1	3	1	0	0	0	6
Ryan Hargrave	0-1	0-1	0-0	2	5	0	0	1	0	0	10
Jay Reynolds	0-0	0-0	0-0	0	0	0	0	1	0	0	1
Team	1										
Totals	23-38	10-20	6-11	32	17	62	13	20	3	1	200

FG%: 1st Half 14-21 .667, 2nd Half 9-17 .529, Game 23-38 .605;
3FG%: 1st Half 9-14 .643, 2nd Half 1-6 .167, Game 10-20 .500;
FT%: 1st Half 1-1 1.000, 2nd Half 5-10 .500, Game 6-11 .545;
Deadball Rebounds: 2.

Auburn	FG	3FG	FT	R	F	TP	A	T	B	S	M
Rob Chubb, C	6-10	0-0	3-4	1	5	15	0	0	1	2	25
Josh Langford, G	2-6	0-2	0-0	5	3	4	0	2	0	1	17
Andre Malone, G	1-5	1-2	0-0	1	1	3	1	0	0	0	16
Tony Neysmith, G	1-4	0-1	0-0	1	1	2	4	0	0	0	19
Earnest Ross, G	4-8	1-3	0-0	1	1	9	1	1	0	1	29
Allen Payne	0-2	0-1	0-0	1	0	0	0	0	0	3	14
Josh Wallace	3-9	0-1	3-6	1	2	9	2	1	0	4	24
Kenny Gabriel	3-5	0-2	4-4	6	2	10	0	0	0	1	27
Frankie Sullivan	2-5	1-4	0-0	1	2	5	3	1	0	2	20
Jake Drum	1-2	0-0	0-0	0	0	2	0	0	0	1	9
Team	1										
Totals	23-56	3-16	10-14	19	17	59	11	5	1	15	200

FG%: 1st Half 8-29 .276, 2nd Half 15-27 .556, Game 23-56 .411;
3FG%: 1st Half 2-9 .222, 2nd Half 1-7 .143, Game 3-16 .188;
FT%: 1st Half 5-8 .625, 2nd Half 5-6 .833, Game 10-14 .714;
Deadball Rebounds: 4.

SCORE BY PERIODS	1	2	F
Presbyterian College (5-6)	38	24	-- 62
Auburn (3-7)	23	36	-- 59

OFFICIALS--J.B. Caldwell, Lee Cassell, Marc Ellard
TECHNICAL FOULS--None
ATTENDANCE--5,287

• Game 11 •

Auburn 68, USC Upstate 54
December 21, 2010
Auburn Arena
Auburn, Ala.

Earnest Ross scored 16 points to lead four Tigers in double figures as Auburn defeated USC Upstate 68-54 in Auburn Arena. Frankie Sullivan added 14 points, 6 assists, 5 rebounds and 5 steals in 28 minutes. Auburn scored 11 straight points to break open a 39-38 lead midway through the second half to take control at 50-38 with 9:58 remaining. In the decisive run, Sullivan nailed a 3-pointer and Earnest Ross made two treys for the Tigers. USC Upstate never got closer than eight points the rest of the way. The Tigers pushed their lead to as much as 16 on a breakaway slam dunk by Allen Payne with 42 seconds to go. In the second half, Auburn shot 55.6 percent from the field, 4-of-8 from 3-point range and 15-of-20 (.750) from the free throw line while outscoring Upstate 39-28. The game was close throughout the first half until Auburn scored five straight points, all by Josh Wallace with a 3-pointer and a layup, to take a 27-20 lead five minutes before the half. Wallace finished with a career-high 13 points and four assists. Upstate closed to within 29-26 at the half. Kenny Gabriel added 10 points, 5 rebounds and 4 blocks for the Tigers while Tony Dukes led the Spartans with 13 points.

USC Upstate	FG	3FG	FT	R	F	TP	A	T	B	S	M
Ricardo Glenn, F	2-3	0-0	0-0	3	2	4	1	3	0	0	20
Mezie Uzochukwu, F	0-5	0-0	0-2	2	2	0	0	1	0	2	19
Torrey Craig, F	5-13	0-5	1-3	4	5	11	2	2	0	1	32
Chandler Hash, G	4-9	3-8	0-0	4	2	11	1	4	0	1	20
Josh Chavis, G	2-8	2-8	0-0	1	4	6	7	0	0	2	34
Shane Porchea	0-1	0-0	0-0	0	0	0	0	0	0	0	1
Marquis Sloan	1-1	0-0	0-0	0	2	1	0	0	0	0	3
Tony Dukes	4-11	4-7	1-1	2	0	13	1	0	0	0	19
Chalmers Rogers	0-2	0-2	0-0	2	2	0	0	0	0	0	16
Carter Cook	0-2	0-1	1-2	2	3	1	1	1	0	0	15
Babatunde Oluymiya	3-3	0-0	0-0	5	1	6	0	1	1	0	21
Team	6										
Totals	21-58	9-31	3-8	31	21	54	1412	1	6	200	

FG%: 1st Half 10-25 .400, 2nd Half 11-33 .333, Game 21-58 .362; 3FG%: 1st Half 4-12 .333, 2nd Half 5-19 .263, Game 9-31 .290; FT%: 1st Half 2-6 .333, 2nd Half 1-2 .500, Game 3-8 .375; Deadball Rebounds: 3.

Auburn	FG	3FG	FT	R	F	TP	A	T	B	S	M
Allen Payne, F	1-2	0-1	1-2	1	2	3	0	1	0	0	18
Kenny Gabriel, F	3-4	2-2	2-2	5	0	10	1	3	4	0	26
Josh Langford, G	2-4	0-1	0-0	6	1	4	0	2	1	0	23
Josh Wallace, G	3-6	1-1	6-6	1	3	13	4	0	0	0	29
Frankie Sullivan, G	3-8	2-6	6-8	5	14	6	0	0	0	5	28
Andre Malone	1-3	0-2	0-0	2	1	2	0	0	0	0	11
Tony Neysmith	2-2	0-0	0-2	0	0	4	3	0	0	1	11
Jake Drum	0-0	0-0	2-2	0	1	2	0	0	0	0	5
Earnest Ross	4-8	2-5	6-6	6	1	16	1	1	0	1	24
Rob Chubb	0-4	0-0	0-3	5	2	0	1	4	0	1	25
Team	3										
Totals	19-41	7-18	23-31	34	12	68	1611	5	8	200	

FG%: 1st Half 9-23 .391, 2nd Half 10-18 .556, Game 19-41 .463; 3FG%: 1st Half 3-10 .300, 2nd Half 4-8 .500, Game 7-18 .389; FT%: 1st Half 8-11 .727, 2nd Half 15-20 .750, Game 23-31 .742; Deadball Rebounds: 4.

SCORE BY PERIODS	1	2	F
USC Upstate (2-9)	26	28	-- 54
Auburn (4-7)	29	39	-- 68

OFFICIALS--Jamie Luckie, James Barker, Carlos Gonzalez
TECHNICAL FOULS--None
ATTENDANCE--5,074

• Game 12 •

Auburn 88, Georgia Southern 84 (ot)
December 29, 2010
Auburn Arena
Auburn, Ala.

After having a 29 point first half lead, Auburn outlasted Georgia Southern 88-84 in overtime in Auburn Arena. Earnest Ross scored a game-high 20 points to lead five Tigers in double figures. Frankie Sullivan added 17 points, Kenny Gabriel 15, Rob Chubb 12 points and 8 rebounds while Josh Langford had 11 points, all coming in the first half. In overtime, Sullivan had a steal and sank a jumper to put the Tigers ahead 85-82 with 46 seconds remaining. Auburn, which was 8-of-11 from the foul line in the extra period, sealed the game when Ross made a pair of foul shots with 5.7 seconds remaining for the final four point margin. After Georgia Southern scored the first basket of the game, Auburn never trailed again as the Tigers scored 15 straight points in the first four minutes. The Tigers played nearly a flawless first half as they continued to increase their lead to 30-8 with 10:49 left and then to as much as 47-18 with 3:26 remaining before holding a 52-25 halftime edge. In the torrid first half, Auburn shot 54.5 percent from the field and made 7-of-14 from 3-point range while holding Georgia Southern to only 26.1 percent shooting and 2-of-11 from behind the arc. The second half was totally the opposite. Georgia Southern, which shot 68 percent from the field and an incredible 9-of-13 (.692) from 3-point range in the second period, was down 25 points with 14:36 to play before finishing regulation on a 42-17 run. Ben Drayton sank a 3-pointer with 5.5 seconds to go to send it into overtime tied at 76. Georgia Southern, coached by former Auburn assistant coach Charlton Young, was led by freshman Eric Ferguson's 19 points and 12 rebounds. Ben Drayton and Zuri James scored 18 points apiece for the Eagles.

Georgia Southern	FG	3FG	FT	R	F	TP	A	T	B	S	M
Rory Spencer, F	2-6	0-0	7-9	7	3	11	1	0	1	2	26
Marvin Baynham, F	1-2	0-0	2-2	2	5	4	0	2	0	0	23
Ben Drayton, G	5-14	4-9	4-6	2	4	18	9	6	0	3	45
Eric Ferguson, G	7-11	0-1	5-6	12	4	19	0	7	2	1	36
Tre Bussey, G	3-5	3-4	0-0	0	4	9	1	3	0	2	25
Jelani Hewitt	0-4	0-3	3-4	4	3	3	5	3	0	3	28
Zuri James	6-10	4-8	2-2	2	5	18	1	1	0	2	29
Cam. Baskerville	1-1	0-0	0-0	1	2	2	1	3	0	0	12
Sam Mike	0-0	0-0	0-0	0	0	0	0	0	0	0	1
Team	3										
Totals	25-53	11-25	23-29	33	30	84	1825	3	13220		

FG%: 1st Half 6-23 .261, 2nd Half 17-25 .680, OT 2-5 .400, Game 25-53 .472; 3FG%: 1st Half 2-11 .182, 2nd Half 9-13 .692, OT 0-1 .000, Game 11-25 .440; FT%: 1st Half 11-12 .917, 2nd Half 8-13 .615, OT 4-4 1.000, Game 23-29 .793; Deadball Rebounds: 4.

Auburn	FG	3FG	FT	R	F	TP	A	T	B	S	M
Rob Chubb, F	5-8	0-0	2-4	8	5	12	0	1	1	0	23
Josh Langford, G	3-5	2-2	3-4	5	5	11	0	1	0	0	18
Josh Wallace, G	3-5	0-0	2-5	1	4	8	5	3	0	3	25
Frankie Sullivan, G	4-6	2-4	7-8	0	1	17	5	2	0	4	39
Earnest Ross, G	5-12	1-6	9-11	6	1	20	3	3	0	2	36
Allen Payne	1-7	0-2	3-4	6	0	5	3	2	0	4	22
Tony Neysmith	0-1	0-0	0-2	4	2	0	1	0	2	2	22
Kenny Gabriel	6-13	3-6	0-2	4	2	15	0	4	2	0	32
Jake Drum	0-1	0-0	0-0	1	3	0	1	1	0	1	8
Team	2										
Totals	27-58	8-20	26-40	37	23	88	1818	3	16220		

FG%: 1st Half 18-33 .545, 2nd Half 7-22 .318, OT 2-3 .667, Game 27-58 .466; 3FG%: 1st Half 7-14 .500, 2nd Half 1-6 .167, OT 0-0 .000, Game 8-20 .400; FT%: 1st Half 9-10 .900, 2nd Half 9-19 .474, OT 8-11 .727, Game 26-40 .650; Deadball Rebounds: 5.

SCORE BY PERIODS	1	2	OT	F
Georgia Southern (4-10)	25	51	8	-- 84
Auburn (5-7)	52	24	12	-- 88

OFFICIALS--Mike Kitts, Bruce Benedict, Kevin Scott
TECHNICAL FOULS--None
ATTENDANCE--6,793

• Game 13 •

Auburn 63, Grambling 45
December 31, 2010
Auburn Arena
Auburn, Ala.

Kenny Gabriel had 17 points and 12 rebounds and Earnest Ross added 14 points and nine boards as Auburn won its third straight game in a 63-45 victory over Grambling in Auburn Arena. Auburn held Grambling scoreless for 8:44 while scoring 22 consecutive points to take a 32-10 lead with five minutes left in the first half. Auburn then coasted into halftime with a 37-15 lead. Auburn had its largest lead of the game at 44-18 three minutes into the second period, but Grambling used a 13-3 run to close to within 51-37 with 6:13 to go. Grambling wouldn't get any closer the rest of the way. Rob Chubb added 10 points for Auburn. Raschard Boatner, who came into the game averaging 4.4 points, led Grambling with 21 points on 4-of-9 shooting from 3-point range. Auburn's defense held Grambling to 32.7 percent shooting from the field and 29.4 percent shooting from 3-point range (5-of-17) while blocking a season-high tying eight shots. Auburn shot 36.2 percent from the field and 3-of-14 from behind the arc but was 18-of-25 (.720) from the free throw line. Auburn improved to 19-0 all-time against teams from the Southwestern Athletic Conference.

Grambling	FG	3FG	FT	R	F	TP	A	T	B	S	M
Justin Patton, F	3-7	0-1	2-4	5	5	8	1	5	0	3	23
Peter Roberson, C	0-3	0-0	0-0	4	3	0	0	0	0	6	23
Raschard Boatner, G	8-15	4-9	1-2	4	0	21	0	3	0	3	34
Rupert Rose, G	2-7	0-0	0-2	6	1	4	3	2	0	3	26
Yondarius Johnson, G	1-2	0-1	0-0	0	0	2	0	3	0	1	11
Derron Hobbs	2-4	1-1	2-3	2	4	7	1	2	0	0	15
Rydell Harris	0-3	0-1	1-2	2	3	1	1	3	0	1	20
Donald Qualis	0-7	0-4	0-0	2	0	0	0	0	0	0	14
Zane Knowles	0-0	0-0	0-1	2	1	0	0	1	0	0	3
Lance Feurtado	0-2	0-0	0-0	2	0	0	0	1	0	0	8
Chris Britt-Black	1-1	0-0	0-1	1	3	2	0	1	0	1	0
Steven Danridge	0-1	0-0	0-0	4	1	0	0	2	0	0	9
Team	4										
Totals	17-52	5-17	6-15	38	21	45	6	23	6	11200	

FG%: 1st Half 7-30 .233, 2nd Half 10-22 .455, Game 17-52 .327; 3FG%: 1st Half 1-8 .125, 2nd Half 4-9 .444, Game 5-17 .294; FT%: 1st Half 0-3 .000, 2nd Half 6-12 .500, Game 6-15 .400; Deadball Rebounds: 3.

Auburn	FG	3FG	FT	R	F	TP	A	T	B	S	M
Rob Chubb, F	5-9	0-0	0-0	5	3	10	0	2	0	0	23
Josh Langford, G	1-3	0-0	2-2	2	4	4	1	1	3	1	13
Josh Wallace, G	2-4	0-0	2-2	2	3	6	2	3	0	1	25
Frankie Sullivan, G	1-7	1-6	0-0	1	1	3	1	2	0	2	22
Earnest Ross, G	4-11	0-3	6-7	9	2	14	1	2	2	3	28
Allen Payne	2-7	1-2	2-2	4	0	7	0	1	0	1	20
Tony Neysmith	0-2	0-0	0-0	2	0	0	0	1	3	1	15
Kenny Gabriel	6-13	1-2	4-6	12	2	17	1	2	1	3	25
Jake Drum	0-0	0-0	0-0	1	0	0	0	0	0	2	4
Adrian Forbes	0-1	0-0	2-6	4	1	2	1	1	1	0	15
Team	2										
Totals	21-58	3-14	18-25	45	18	63	8	18	8	13200	

FG%: 1st Half 13-35 .371, 2nd Half 8-23 .348, Game 21-58 .362; 3FG%: 1st Half 3-9 .333, 2nd Half 0-5 .000, Game 3-14 .214; FT%: 1st Half 8-12 .667, 2nd Half 10-13 .769, Game 18-25 .720; Deadball Rebounds: 2.

SCORE BY PERIODS	1	2	F
Grambling (2-10)	15	30	-- 45
Auburn (6-7)	37	26	-- 63

OFFICIALS--Gary Maxwell, Bert Smith, Chuck Jones
TECHNICAL FOULS--None
ATTENDANCE--5,254

• Game 14 •

Auburn 65, Florida State 60
January 3, 2011
Auburn Arena
Auburn, Ala.

Freshman Josh Langford scored a season-high 16 points, Earnest Ross added 10 points and a career-high 11 rebounds and walk-on Josh Wallace had 9 points, 7 assists and 4 steals to lead Auburn to its fourth straight victory in a 65-60 victory over Florida State in Auburn Arena. Auburn held Florida State to only 35.0 percent shooting from the field and 19.2 percent (5-of-26) shooting from 3-point range. It was the Seminoles who came into the game No. 1 in the nation in field goal pct. defense, but the Tigers shot 46.8 percent, including a season-high 42.1 percent (8-of-19) from 3-point range. Auburn, which led for the majority of the game, and Florida State were tied at 46 with under five minutes to play. Langford, who went 4-of-5 from 3-point range after entering the game 4-of-12, sank his final trey to put the Tigers up for good at 49-46. Frankie Sullivan made his only 3-pointer in five attempts to give Auburn a 52-47 edge with 3:30 to go. Wallace scored five straight points for Auburn for a 57-50 lead with 1:13 left to seal the biggest win thus far for first-year Auburn head coach Tony Barbee. Trailing 17-16, Auburn scored 9 straight points to take its biggest lead of the first half at 25-17 capped by a Langford 3-pointer. The Tigers led 27-22 at the half after holding the Seminoles to only 24.2 percent from the field and 1-of-15 from behind the arc. After Auburn scored the first basket after halftime, FSU reeled off 9 straight to regain the lead 31-29. The Tigers used an 11-0 run to take the largest lead of the game at 45-36 with 11:15 to play as Allen Payne, Ross and Kenny Gabriel made 3-pointers. The Seminoles, which had beaten No. 15 Baylor 68-61 in its previous game and had lost to 2010 NCAA Tournament runner-up Butler 67-64 prior to that, answered with a 10-1 run to tie it at 46 with 6:40 left. The much taller Seminoles outboarded the Tigers 40-33, including 16-4 on the offensive boards. Six-foot-9 junior Chris Singleton, a future NBA 1st rounder, had 10 points and 10 rebounds but was only 4-of-12 from the foul line for FSU.

Florida State	FG	3FG	FT	R	F	TP	A	T	B	S	M
Bernard James, F	2-3	0-0	4-6	7	1	8	0	1	4	1	23
Chris Singleton, F	7-15	2-4	4-12	10	4	20	1	3	2	3	38
Deividus Dulky, G	2-6	1-5	0-0	4	2	5	1	3	0	2	29
Michael Snaer, G	2-11	1-6	2-2	5	2	7	3	1	0	0	28
Derwin Kitchen, G	6-11	0-3	0-0	6	2	12	7	1	0	4	38
Pierre Jordan	0-1	0-1	0-0	0	0	0	0	0	0	0	2
Luck Loucks	1-3	1-3	0-0	1	2	3	0	0	0	0	11
Okaro White	0-7	0-4	2-2	0	0	2	1	0	0	0	11
Terrance Shannon	0-1	0-0	0-2	3	2	0	1	3	0	0	12
Jon Kreft	1-2	0-0	1-2	1	2	3	1	2	1	0	8
Team				3							
Totals	21-60	5-26	13-26	40	17	60	15	14	7	10	200

FG%: 1st Half 8-33 .242, 2nd Half 13-27 .481, Game 21-60 .350;
3FG%: 1st Half 1-15 .067, 2nd Half 4-11 .364, Game 5-26 .192;
FT%: 1st Half 5-10 .500, 2nd Half 8-16 .500, Game 13-26 .500;
Deadball Rebounds: 6.

Auburn	FG	3FG	FT	R	F	TP	A	T	B	S	M
Rob Chubb, F	5-9	0-0	0-0	1	5	10	0	1	1	2	19
Josh Langford, G	5-10	4-5	2-2	0	4	16	1	4	1	1	23
Josh Wallace, G	3-3	0-0	3-4	4	2	9	7	4	0	4	32
Frankie Sullivan, G	2-7	1-5	1-2	0	2	6	1	2	0	0	29
Earnest Ross, G	3-5	2-3	2-2	11	3	10	2	2	0	0	35
Allen Payne	1-4	1-3	4-6	2	0	7	0	1	0	1	17
Tony Neysmith	0-0	0-0	0-0	1	0	2	1	0	0	0	8
Kenny Gabriel	2-6	0-2	1-2	8	3	5	2	2	1	0	16
Jake Drum	0-1	0-1	0-0	0	0	0	0	0	0	0	2
Adrian Forbes	1-2	0-0	0-0	3	4	2	0	1	1	1	19
Team				4							
Totals	22-47	8-19	13-18	33	24	65	15	14	9	20	200

FG%: 1st Half 12-25 .480, 2nd Half 10-22 .455, Game 22-47 .468;
3FG%: 1st Half 3-10 .300, 2nd Half 5-9 .556, Game 8-19 .421;
FT%: 1st Half 0-0 .000, 2nd Half 13-18 .722, Game 13-18 .722;
Deadball Rebounds: 3.

SCORE BY PERIODS	1	2	F
Florida State (11-4, 1-0 ACC)	22	38	-- 60
Auburn (7-7)	27	38	-- 65

OFFICIALS--Tony Greene, Joe Lindsay, Pat Adams
TECHNICAL FOULS--None
ATTENDANCE--5,359

• Game 15 •

LSU 62, Auburn 55
January 8, 2011
Auburn Arena
Auburn, Ala.

Auburn nearly came back from a 31 point second half deficit in losing to LSU 62-55 in the SEC opener for both teams in Auburn Arena. Earnest Ross had 21 points and Kenny Gabriel 17 points for Auburn. Auburn scored the first basket in the first minute of the game but wouldn't score again for 10:13 with a Gabriel free throw as Auburn was down 15-3 with 9:08 left in the first. Auburn only shot 2-of-24 (.083) from the field in the opening period, scoring its only other points on a Gabriel 3-pointer with 5:56 before halftime, and the Tigers trailing 22-6. LSU led 32-6 at the half and scored the first five points of the second half to go up 37-6, but that's when Auburn turned it around. Auburn outscored LSU 49-25 the rest of the way and cut the lead to six. Trailing by 31, Auburn scored 18 straight points in a span of 4:34 to quickly cut the LSU lead to 37-24 with 13:16 remaining. LSU went back up by 20 points, but Auburn used another frenetic 14-2 run to close to within 50-42 with 5:19 to go on an Earnest Ross put-back as the boisterous crowd of 6,873 was in a frenzy. Tony Neysmith made a steal, but missed a layup that would have cut the LSU lead to six with five minutes left. Ross, who went 5-of-12 from 3-point range in the second half, made his final trey with 21 seconds left to bring Auburn to within 61-55. Auburn's season-best four game winning streak with Frankie Sullivan as a starter ended as Sullivan did not play.

LSU	FG	3FG	FT	R	F	TP	A	T	B	S	M
Malcolm White, F	2-6	0-0	3-4	5	4	7	1	2	1	0	21
Eddie Ludwig, F	1-3	0-0	4-5	4	1	6	2	2	0	2	23
Matt Derenbecker, F	6-12	3-7	0-0	8	2	15	3	2	0	1	39
Andre Stringer, G	3-13	2-11	1-3	2	0	9	3	1	0	2	37
Aaron Dotson, G	1-5	0-1	0-1	4	2	2	0	3	0	2	23
Garrett Green	9-11	0-0	0-0	5	3	18	1	3	1	1	28
Chris Bass	1-3	0-0	1-1	3	1	3	4	4	0	0	22
Storm Warren	1-3	0-0	0-2	6	0	2	0	1	2	1	7
Team				4							
Totals	24-56	5-19	9-16	41	13	62	14	18	4	9	200

FG%: 1st Half 13-33 .394, 2nd Half 11-23 .487, Game 24-56 .429;
3FG%: 1st Half 2-13 .154, 2nd Half 3-6 .500, Game 5-19 .263;
FT%: 1st Half 4-6 .667, 2nd Half 5-10 .500, Game 9-16 .563;
Deadball Rebounds: 9.

Auburn	FG	3FG	FT	R	F	TP	A	T	B	S	M
Allen Payne, F	0-4	0-1	0-0	1	0	0	1	1	0	0	18
Rob Chubb, F	2-6	0-0	0-1	2	5	4	0	1	1	0	16
Josh Langford, G	1-6	0-1	2-2	6	5	4	3	3	0	1	19
Josh Wallace, G	0-4	0-0	3-4	4	3	3	4	3	0	1	35
Earnest Ross, G	7-21	5-15	2-4	5	3	21	3	3	1	2	39
Chris Denson	0-2	0-1	0-0	0	0	0	0	0	0	1	5
Tony Neysmith	2-5	0-0	0-1	1	0	4	0	1	0	4	5
Kenny Gabriel	6-10	3-6	2-3	7	1	17	2	0	2	1	27
Jake Drum	0-0	0-0	0-0	1	1	0	0	0	0	0	4
Adrian Forbes	1-3	0-0	0-0	4	2	2	0	1	0	0	15
Team				4							
Totals	19-61	8-24	9-15	35	20	55	13	14	4	10	200

FG%: 1st Half 2-24 .083, 2nd Half 17-37 .459, Game 19-61 .311;
3FG%: 1st Half 1-8 .125, 2nd Half 7-16 .438, Game 8-24 .333;
FT%: 1st Half 1-2 .500, 2nd Half 8-13 .615, Game 9-15 .600;
Deadball Rebounds: 2.

SCORE BY PERIODS	1	2	F
LSU (9-7, 1-0)	32	30	-- 62
Auburn (7-8, 0-1)	6	49	-- 55

OFFICIALS--Ted Valentine, Patrick Evans, Lee Cassell
TECHNICAL FOULS--None
ATTENDANCE--6,873

• Game 16 •

#13 Kentucky 78, Auburn 54
January 11, 2011
Rupp Arena
Lexington, Ky.

Terrence Jones scored a Kentucky freshman record 35 points to lead the #13 Wildcats to a 78-54 victory over Auburn before a sold out crowd of 23,065 at Rupp Arena. Kentucky jumped out to a 24-5 lead less than nine minutes into the game and coasted to the win. The Wildcats increased their first half lead to as much as 35-11 before reaching halftime with a 41-21 advantage. The margin never went below 17 points, and Kentucky enjoyed its largest lead at 78-52 with 1:51 to play. Freshman Allen Payne scored a team-high 15 points for Auburn while Kenny Gabriel added 13 points and 9 rebounds and Rob Chubb 10 points.

Auburn	FG	3FG	FT	R	F	TP	A	T	B	S	M
Allen Payne, F	5-11	2-4	3-4	5	2	15	2	3	0	2	34
Rob Chubb, F	5-10	0-0	0-0	4	1	10	0	3	1	0	24
Josh Langford, G	2-9	0-1	1-1	4	3	5	0	0	0	0	18
Josh Wallace, G	0-4	0-0	1-2	2	2	1	3	2	0	3	33
Earnest Ross, G	0-8	0-2	1-2	7	3	1	4	4	0	1	28
Tony Neysmith	2-4	0-0	0-2	1	3	4	1	2	0	0	19
Kenny Gabriel	5-10	1-4	2-2	9	4	13	0	1	2	1	28
Adrian Forbes	2-5	0-0	1-2	1	1	5	1	0	1	0	16
Team				5							
Totals	21-61	3-11	9-15	38	19	54	11	15	4	7	200

FG%: 1st Half 9-23 .273, 2nd Half 12-28 .429, Game 21-61 .344;
3FG%: 1st Half 2-7 .286, 2nd Half 1-4 .250, Game 3-11 .273;
FT%: 1st Half 1-2 .500, 2nd Half 8-13 .615, Game 9-15 .600;
Deadball Rebounds: 4.

Kentucky	FG	3FG	FT	R	F	TP	A	T	B	S	M
Josh Harrellson, F	4-6	0-1	0-0	4	3	8	0	1	3	0	25
Darius Miller, G	4-9	2-6	0-0	6	3	10	1	0	1	0	28
Brandon Knight, G	5-13	3-7	0-0	5	1	13	6	4	1	0	39
Doron Lamb, G	3-7	2-5	0-0	3	1	8	7	4	1	2	31
DeAndre Liggins, G	2-2	0-0	0-2	5	3	4	2	2	0	1	27
Stacey Poole	0-1	0-1	0-0	1	0	0	0	0	0	0	4
Terrence Jones	11-17	4-5	9-13	8	2	35	0	2	2	3	30
Jon Hood	0-1	0-1	0-0	2	0	0	0	0	0	0	6
Jarrod Polson	0-0	0-0	0-0	0	0	0	0	0	0	0	1
Eloy Vargas	0-2	0-0	0-2	3	1	0	0	1	1	0	9
Team				3							
Totals	29-58	11-26	9-17	39	15	78	18	14	9	6	200

FG%: 1st Half 14-29 .483, 2nd Half 15-29 .517, Game 29-58 .500;
3FG%: 1st Half 7-15 .467, 2nd Half 4-11 .364, Game 11-26 .423;
FT%: 1st Half 6-11 .545, 2nd Half 3-6 .500, Game 9-17 .529;
Deadball Rebounds: 2.

SCORE BY PERIODS	1	2	F
Auburn (7-9, 0-2)	21	33	-- 54
Kentucky (13-3, 1-1)	41	37	-- 78

OFFICIALS--Mike Stuart, Doug Shows, Mike Nance
TECHNICAL FOULS--None
ATTENDANCE--23,065 (c)

• Game 17 •

Mississippi State 85, Auburn 66
January 16, 2011
Humphrey Coliseum
Starkville, Miss.

Mississippi State shot 62 percent from the field and jumped on Auburn early to defeat the Tigers 85-66 behind 21 points from Ravern Johnson in Humphrey Coliseum. The Bulldogs had a 22-3 lead nine minutes into the game and were never threatened by the Tigers. The closest Auburn would get the rest of the way was 12 points in the second half. The Tigers fell behind by as much as 30-9 before ending the half down 41-22. Mississippi State pushed its lead to 46-23 and then led 53-36 before Auburn scored five straight points behind a layup and 3-pointer both by Earnest Ross to close to within 53-41 with 13:50 remaining. The Bulldogs grew their lead to as much as 68-43 with 7:55 left. Earnest Ross led Auburn with 15 points, six rebounds and four steals, but went 5-of-17 from the field, 2-of-9 from 3-point range and 3-of-7 from the free throw line. Kenny Gabriel added 14 points and seven boards while freshman Chris Denson scored a season-high 12 points off the bench on 4-of-6 shooting from the field, including 2-of-4 from 3-point range. Josh Wallace added 10 points, five assists and three steals. Renardo Sidney had 15 points and six rebounds for Mississippi State.

Auburn	FG	3FG	FT	R	F	TP	A	T	B	S	M
Allen Payne, F	0-4	0-1	0-2	1	3	0	1	2	0	0	12
Rob Chubb, F	2-3	0-0	0-0	2	4	4	0	1	1	0	17
Josh Langford, G	1-5	1-2	0-0	2	2	3	0	2	0	0	12
Josh Wallace, G	4-12	1-3	1-2	3	3	10	5	0	0	3	34
Earnest Ross, G	5-17	2-9	3-7	6	2	15	4	1	0	1	33
Chris Denson	4-6	2-4	2-4	2	1	12	1	1	0	1	19
Tony Neysmith	1-4	0-0	0-2	1	1	2	1	2	0	2	21
Kenny Gabriel	5-10	1-4	3-5	7	1	14	0	2	1	0	29
Adrian Forbes	2-6	0-0	2-2	7	3	6	0	2	0	0	23
Team	6										
Totals	24-67	7-23	11-24	37	20	66	12	13	2	7	200

FG%: 1st Half 8-32 .250, 2nd Half 16-35 .457, Game 24-67 .358;
3FG%: 1st Half 1-12 .083, 2nd Half 6-11 .545, Game 7-23 .304;
FT%: 1st Half 5-13 .385, 2nd Half 6-11 .545, Game 11-24 .458;
Deadball Rebounds: 7.

Mississippi State	FG	3FG	FT	R	F	TP	A	T	B	S	M
Renardo Sidney, F	6-12	0-2	3-4	6	4	15	3	0	2	2	22
Kodi Augustus, F	2-2	0-0	3-5	7	5	7	1	3	0	1	25
Ravern Johnson, G	8-15	2-6	3-4	4	0	21	2	1	0	0	33
Dee Bost, G	2-5	1-3	4-5	3	3	9	8	5	0	2	31
Riley Benock, G	4-5	3-4	0-0	0	1	11	2	0	0	2	28
Jalen Steele	4-5	1-2	1-2	1	1	10	2	1	0	0	15
Shaun Smith	0-0	0-0	1-2	1	1	1	0	3	0	0	6
Charles Parker	0-0	0-0	0-0	0	1	0	0	0	0	0	1
Taylor Luczak	0-0	0-0	0-0	0	0	0	0	0	0	0	1
Baxter Price	0-0	0-0	0-0	0	0	0	0	0	0	0	1
Brian Bryant	1-2	0-0	0-0	3	0	2	1	1	2	0	11
Wendell Lewis	2-2	0-0	0-2	3	1	4	0	0	3	0	13
Brandon Bolen	0-0	0-0	1-2	1	1	1	2	0	0	0	3
John Riek	2-2	0-0	0-0	5	0	4	0	1	3	0	10
Team	4										
Totals	31-50	7-17	16-26	38	18	85	20	17	10	7	200

FG%: 1st Half 14-24 .583, 2nd Half 17-26 .654, Game 31-50 .620;
3FG%: 1st Half 4-11 .364, 2nd Half 3-6 .500, Game 7-17 .412;
FT%: 1st Half 9-12 .750, 2nd Half 7-14 .500, Game 16-26 .615;
Deadball Rebounds: 3.

SCORE BY PERIODS	1	2	F
Auburn (7-10, 0-3)	22	44	-- 66
Mississippi State (10-7, 2-1)	41	44	-- 85

OFFICIALS--Tony Greene, Antinio Petty, Mike Nance
TECHNICAL FOULS--None
ATTENDANCE--6,794

• Game 18 •

Florida 45, Auburn 40
January 20, 2011
Auburn Arena
Auburn, Ala.

Erving Walker was the only Florida player to score in double figures with 12 points to lead the Gators by Auburn 45-40 in Auburn Arena. Kenny Gabriel had 12 points and Earnest Ross 11 for the Tigers. With Auburn holding a 40-37 lead with 1:52 remaining, Kenny Boynton and Walker made back-to-back 3-pointers to put Florida ahead 43-40 with 1:14 left. The Tigers had one last chance to tie it, but Ross missed a contested 3-pointer from the corner with 11 seconds to go. Auburn's defense held Florida to the fewest points scored in Gator head coach Billy Donovan's 15 years at the school. It was the fewest points in a league the Tigers have allowed since a 52-37 victory at Arkansas on Jan. 11, 2003, and it was the fewest points Auburn has scored since a 38-36 overtime victory over Mississippi State in the 1982 SEC Tournament. Auburn, which had been down by 20 plus points in the first half of each of its previous three SEC games, held its largest lead of the game at 18-11 on a Ross 3-pointer with 9:33 left in the opening period. Ross nailed the third of his three treys to give the Tigers a 24-18 lead with 6:51 left. The Tigers went scoreless the rest of the half but still had a 24-23 halftime edge. The game was close for the remainder of the contest with Auburn leading most of the way and never trailing by more than one point until the final 74 seconds. Ty Armstrong, who had 2 points and 3 rebounds in 8 minutes playing his first game of the season since having successful surgery on his left knee in mid-August, had an offensive put-back to give the Tigers their largest lead of the second half at 34-30 with 9:39 left. The Gators were 3-of-24 from 3-point range before catching fire and making their final two attempts from behind the arc. Auburn held Florida to only 28.3 percent from the field and 19.2 percent from 3-point range. The Tigers shot 37.5 percent from the floor, were 3-of-11 on 3-pointers and a woeful 1-of-8 (.125) from the free throw line.

Florida	FG	3FG	FT	R	F	TP	A	T	B	S	M
Alex Tyus, F	1-3	0-0	5-6	2	4	7	1	3	1	0	23
Chandler Parsons, F	2-8	0-4	0-0	6	1	4	3	2	1	1	35
Patric Young, C	1-1	0-0	1-1	3	2	0	2	0	1	1	19
Kenny Boynton, G	3-13	2-9	1-1	1	0	9	3	1	0	1	35
Erving Walker, G	3-15	2-9	4-4	5	0	12	2	2	0	1	36
Scottie Wilbekin	2-5	1-4	0-0	4	1	5	0	1	0	1	17
Will Yeguete	0-1	0-0	0-0	2	1	0	0	0	1	0	7
Casey Prather	0-0	0-0	0-0	2	0	0	0	0	1	0	3
Vernon Macklin	3-5	0-0	0-2	6	2	6	0	2	0	0	19
Erik Murphy	0-2	0-0	0-0	3	0	0	1	0	0	0	6
Team	6										
Totals	15-53	5-26	10-14	40	12	45	9	14	5	2	200

FG%: 1st Half 8-29 .276, 2nd Half 7-24 .292, Game 15-53 .283;
3FG%: 1st Half 2-13 .154, 2nd Half 3-13 .231, Game 5-26 .192;
FT%: 1st Half 5-5 1.000, 2nd Half 5-9 .556, Game 10-14 .714;
Deadball Rebounds: 3.

Auburn	FG	3FG	FT	R	F	TP	A	T	B	S	M
Allen Payne, F	1-4	0-1	1-3	6	0	3	0	1	0	0	30
Kenny Gabriel, F	6-11	0-3	0-0	4	5	12	1	0	0	1	32
Rob Chubb, F	3-12	0-0	0-2	4	3	6	0	3	2	1	30
Chris Denson, G	0-2	0-2	0-0	1	2	0	4	0	0	0	15
Josh Wallace, G	1-6	0-1	0-0	1	2	2	2	0	3	2	27
Josh Langford	0-3	0-0	0-2	2	1	0	0	2	0	0	11
Ty Armstrong	1-2	0-0	1-1	3	2	2	0	2	0	0	8
Tony Neysmith	2-2	0-0	0-0	3	1	4	2	1	0	1	17
Earnest Ross	4-6	3-4	0-0	3	1	11	0	2	0	3	28
Adrian Forbes	0-0	0-0	0-0	0	0	0	0	0	0	0	2
Team	5										
Totals	18-48	3-11	1-8	32	17	40	9	13	2	9	200

FG%: 1st Half 10-26 .385, 2nd Half 8-22 .364, Game 18-48 .375;
3FG%: 1st Half 3-6 .500, 2nd Half 0-5 .000, Game 3-11 .273;
FT%: 1st Half 1-6 .167, 2nd Half 0-2 .000, Game 1-8 .125;
Deadball Rebounds: 4.

SCORE BY PERIODS	1	2	F
Florida (14-4, 3-1)	23	22	-- 45
Auburn (7-11, 0-4)	24	16	-- 40

OFFICIALS--Ted Valentine, Patrick Evans, Lee Cassell
TECHNICAL FOULS--None
ATTENDANCE--6,876

• Game 19 •

Alabama 68, Auburn 58
January 22, 2011
Auburn Arena
Auburn, Ala.

Earnest Ross had 20 points, 13 rebounds and five assists but it wasn't enough as Alabama pulled away in the end for a 68-58 victory over Auburn before a sold out crowd at Auburn Arena. The Tigers trailed 51-49 on a jumper by Rob Chubb with 5:07 left but went scoreless for the next 4:06 as the Crimson Tide pulled ahead 59-49. Alabama made 15-of-18 free throws in the final 2:14 as Auburn had to foul. In the first half, Auburn had a 22-17 lead with 7:17 left but had another five-minute dry spell without a point as Alabama scored eight straight points. The game was close throughout until the final minutes as there were 19 lead changes and nine ties. Auburn jumped out to an 11-7 lead and then pushed it out to 22-17. Alabama, which snapped a four-game losing streak to the Tigers in Auburn, ended the half on a 12-5 run to take a 29-27 halftime lead. After the Auburn football team accepted the James E. Foy ODK Sportsmanship Trophy at intermission for beating Alabama 28-27, neither team led by more than three points in the second half until the Tide pulled away at the end. Auburn's defense held Alabama to 41.7 percent from the field and 4-of-20 (.200) from behind the 3-point arc and the Tigers outrebounded the taller Tide 36-29. The Tigers, which averaged 13.8 turnovers in SEC play, turned it over 21 times and were outscored 25-11 in points off turnovers. Alabama missed only six of its 30 foul shots for 80 percent. Auburn shot 38.0 percent from the floor, 4-of-14 (.286) from behind the arc and 16-of-22 (.727) from the foul line. Gabriel added 11 points, six rebounds and three steals for the Tigers while Chubb added nine points and Josh Langford seven. JaMychal Green and Tony Mitchell each scored 15 points for Alabama.

Alabama	FG	3FG	FT	R	F	TP	A	T	B	S	M
JaMychal Green, F	4-9	0-0	7-8	6	4	15	1	4	3	2	28
Tony Mitchell, F	7-11	1-4	0-0	6	3	15	0	1	1	3	29
Chris Hines, F	1-1	0-0	6-10	2	3	8	3	5	1	5	33
Trevor Releford, G	2-5	1-2	5-6	2	3	10	2	2	0	2	25
Charvez Davis, G	2-11	2-10	2-2	3	0	8	0	1	0	1	28
Charles Hankerson	0-0	0-0	0-0	2	0	0	0	1	0	0	4
Ben Eblen	0-0	0-0	0-0	0	3	0	0	0	0	0	12
Senario Hillman	3-10	0-4	4-4	1	2	10	5	2	0	1	29
Andrew Steele	1-1	0-0	0-0	2	0	2	0	2	0	0	12
Team	5										
Totals	20-48	4-20	24-30	29	19	68	12	15	5	15	200

FG%: 1st Half 10-27 .370, 2nd Half 10-21 .476, Game 20-48 .417;
3FG%: 1st Half 2-13 .154, 2nd Half 2-7 .286, Game 4-20 .200;
FT%: 1st Half 7-8 .875, 2nd Half 17-22 .773, Game 24-30 .800;
Deadball Rebounds: 2.

Auburn	FG	3FG	FT	R	F	TP	A	T	B	S	M
Allen Payne, F	0-2	0-1	0-0	2	1	0	1	4	0	0	17
Kenny Gabriel, F	5-14	1-3	0-2	6	0	11	0	2	1	3	31
Rob Chubb, F	3-4	0-0	3-4	3	5	9	1	2	0	0	21
Chris Denson, G	0-6	0-2	0-0	0	3	0	1	2	0	1	27
Josh Wallace, G	2-3	1-1	1-2	1	4	6	3	2	0	1	32
Josh Langford	3-3	0-0	1-2	2	1	7	1	2	0	0	9
Ty Armstrong	0-0	0-0	0-0	2	0	0	1	1	0	0	11
Tony Neysmith	0-1	0-0	0-0	1	1	0	0	2	2	1	11
Earnest Ross	5-15	2-7	8-8	13	4	20	5	2	0	1	33
Adrian Forbes	1-2	0-0	3-4	4	4	5	0	2	0	0	13
Team	2										
Totals	19-50	4-14	16-22	36	23	58	13	21	3	7	200

FG%: 1st Half 9-26 .346, 2nd Half 10-24 .417, Game 19-50 .380;
3FG%: 1st Half 2-7 .286, 2nd Half 2-7 .286, Game 4-14 .286;
FT%: 1st Half 7-8 .875, 2nd Half 9-14 .643, Game 16-22 .727;
Deadball Rebounds: 4.

SCORE BY PERIODS	1	2	F
Alabama (12-7, 4-1)	29	39	-- 68
Auburn (7-12, 0-5)	27	31	-- 58

OFFICIALS--Tom Eades, Mark Whitehead, Ron Groover
TECHNICAL FOULS--Alabama bench (12:29, 2nd)
ATTENDANCE--9,121 (c)

• Game 20 •

Arkansas 73, Auburn 64
January 25, 2011
Bud Walton Arena
Fayetteville, Ark.

Playing its third game in six days, Auburn had a slow second half start in losing at Arkansas 73-64 in Bud Walton Arena. The Tigers cut a 24 point deficit to six but dug itself too big of a hole. Auburn scored 31 points in the first 32 minutes of the game and 33 points in the final eight. Leading 34-30 at the half, Arkansas used a 21-1 run over the opening 11:23 to extend its lead to 55-31 as Auburn missed its first 22 shots from the field. Tony Neysmith ended the drought with a shot in the lane with 8:36 remaining in the game. Auburn continued to battle as it made nine of its next 11 shots after falling behind by 24 and responded with a 13-0 run to cut the Arkansas lead to 55-44 with 5:33 left. An Allen Payne 3-pointer trimmed the deficit to 57-47 at 4:31. Chris Denson nailed a trey as the Tigers closed to 64-55 with 2:23 on the clock and then Tony Neysmith drove the lane to cut the lead to seven with 2:10 left. The Tigers continued to chip away as Adrian Forbes made a conventional 3-point play to trim the lead to six at 68-62 with 1:10 left. Julysses Nobles made eight straight free throws down the stretch to keep Auburn at bay. The biggest lead by either team in the first half was five points by Arkansas with a minute left as the Razorbacks after outrebounded Auburn 21-11. Ross led Auburn with 15 points, Payne added 13 and Forbes chipped in a career-high 11 points in 21 minutes. Arkansas was led by Nobles and Rotnei Clarke with 16 points apiece and Mar-shawn Powell added 13 points and 11 rebounds.

Auburn	FG	3FG	FT	R	F	TP	A	T	B	S	M
Allen Payne, F	4-8	1-3	4-5	1	13	3	2	0	1	27	
Kenny Gabriel, F	2-5	1-2	0-0	6	5	5	0	1	0	14	
Rob Chubb, F	1-7	0-0	0-0	3	1	2	1	0	0	14	
Chris Denson, G	3-10	1-2	0-0	5	3	7	1	0	0	23	
Josh Wallace, G	2-10	0-2	1-1	2	4	5	4	1	0	19	
Josh Langford	0-1	0-0	0-0	0	2	0	0	0	0	10	
Ty Armstrong	1-4	0-0	0-0	3	2	0	0	0	0	6	
Tony Neysmith	1-4	0-0	0-0	0	3	2	0	0	0	6	
Jake Drum	0-1	0-0	0-0	1	0	0	1	0	0	4	
Earnest Ross	4-10	0-2	7-8	7	2	15	0	2	0	35	
Adrian Forbes	5-6	0-0	1-2	3	3	11	1	1	1	21	
Team	5										
Totals	24-68	3-11	13-18	36	25	64	10	11	2	8	200

FG%: 1st Half 11-26 .423, 2nd Half 13-42 .310, Game 24-68 .353; 3FG%: 1st Half 1-4 .250, 2nd Half 2-7 .286, Game 3-11 .273; FT%: 1st Half 7-9 .778, 2nd Half 6-9 .667, Game 13-18 .722; Deadball Rebounds: 2.

Arkansas	FG	3FG	FT	R	F	TP	A	T	B	S	M
Delvon Johnson, F	4-8	0-0	2-5	6	1	10	0	2	5	0	33
Marshawn Powell, F	4-9	0-0	5-8	11	2	13	1	0	1	1	27
Marcus Britt, G	2-5	1-2	0-0	4	5	5	4	1	0	1	26
Rotnei Clarke, G	5-9	1-4	5-5	3	16	0	3	0	0	33	
Julysses Nobles, G	3-6	0-2	10-10	8	3	16	4	5	1	0	26
Mardracus Wade	0-0	0-0	0-0	0	0	0	0	0	0	0	8
Jemal Farmer	0-1	0-0	0-0	0	0	0	0	0	0	0	3
Rickey Scott	1-2	1-2	0-0	0	1	3	1	1	0	1	11
Glenn Bryant	1-1	0-0	2-2	1	4	0	1	0	1	0	5
Marvell Waithe	0-0	0-0	0-0	0	0	0	0	1	0	0	2
Jeff Peterson	1-4	0-1	2-4	2	2	4	3	2	0	2	15
Michael Sanchez	1-1	0-0	0-0	1	2	1	1	1	0	1	11
Team	3										
Totals	22-46	3-11	26-34	39	17	73	14	17	9	5	200

FG%: 1st Half 11-24 .458, 2nd Half 11-22 .500, Game 22-46 .478; 3FG%: 1st Half 1-4 .250, 2nd Half 2-7 .286, Game 3-11 .273; FT%: 1st Half 11-15 .733, 2nd Half 15-19 .789, Game 26-34 .765; Deadball Rebounds: 4.

SCORE BY PERIODS	1	2	F
Auburn (7-13, 0-6)	30	34	-- 64
Arkansas (13-6, 3-3)	34	39	-- 73

OFFICIALS--Doug Shows, Mike Kitts, Antinio Petty
TECHNICAL FOULS--None
ATTENDANCE--12,626 (Estimated Actual: 9,359)

• Game 21 •

Auburn 79, South Carolina 64
January 29, 2011
Colonial Life Arena
Columbia, S.C.

Rob Chubb scored a career-high 18 points, Josh Wallace added a career-high 17 points while Kenny Gabriel tied a career-high with 13 rebounds and 8 points to lead Auburn to a 79-64 victory over South Carolina in Colonial Life Arena for its first SEC win of the season. The Tigers held the Gamecocks scoreless for five minutes down the stretch after South Carolina closed and 11 point deficit to 57-52 with 8:12 remaining. Auburn went on a 10-0 run and outscored South Carolina 22-12 the rest of the way as the road team won for the eighth time in nine tries in the series. Trailing 15-8 at 12:22, Auburn scored 9 straight points to take a 16-15 lead on a pair of Allen Payne free throws, and Tony Neysmith's tear drop in the lane put the Tigers ahead 25-20 with 7:14 left. Auburn never trailed again after 7 lead changes and 3 ties. Rob Chubb's tip-in gave the Tigers their biggest lead at 31-24 with 2:17 left capping a 23-9 run. Auburn held a 33-28 lead at intermission. Chubb's baby hook in the lane, a Josh Wallace steal and follow dunk by Payne quickly gave Auburn a 37-28 lead 42 seconds into the second half. The Tigers pushed it to 47-36 at 15:42 to play on a Chris Denson layup that was triggered by an Adrian Forbes block and Wallace full court assist. Earnest Ross had 10 points and 7 rebounds, and Denson totaled 10 second half points and 3 rebounds off the bench in 12 minutes for the Tigers. Payne pitched in 6 points and a career-high 8 rebounds. South Carolina was led by Ramon Galloway's 20 points while Sam Muldrow had 14 points, 9 rebounds and 5 blocks. Auburn outrebounded the SEC's No. 1 ranked rebounding team 47-35 and had a 42-20 advantage with points in the paint. The Tigers shot 41.3 percent from the field and only attempted five 3-pointers, making one. The Tigers put the game away at the free throw line as they finished 26-of-34 (.765) for the game. The Tigers held the Gamecocks to 34.5 percent shooting from the floor and 7-of-33 (7-of-33) from 3-point range. Auburn only committed nine turnovers.

Auburn	FG	3FG	FT	R	F	TP	A	T	B	S	M
Allen Payne, F	2-5	0-1	2-2	8	2	6	2	3	0	0	31
Kenny Gabriel, F	3-10	0-1	2-2	13	8	0	1	0	27		
Rob Chubb, F	8-17	0-0	2-3	6	2	18	0	1	0	28	
Josh Wallace, G	5-9	0-0	7-9	4	1	17	3	2	0	2	34
Earnest Ross, G	1-12	1-3	7-8	7	4	10	5	0	0	1	34
Josh Langford	1-2	0-0	3-6	3	3	5	0	2	0	1	18
Chris Denson	4-5	0-0	2-3	3	0	10	0	0	0	0	12
Tony Neysmith	1-1	0-0	0-0	1	2	0	0	0	0	0	6
Adrian Forbes	1-2	0-0	1-1	2	3	0	0	1	0	10	
Team	5										
Totals	26-63	1-5	26-34	47	17	79	10	9	2	4	200

FG%: 1st Half 12-31 .387, 2nd Half 14-32 .438, Game 26-63 .413; 3FG%: 1st Half 1-5 .200, 2nd Half 0-0 .000, Game 1-5 .200; FT%: 1st Half 8-8 1.000, 2nd Half 18-26 .692, Game 26-34 .765; Deadball Rebounds: 10.

South Carolina	FG	3FG	FT	R	F	TP	A	T	B	S	M
Damontre Harris, F	2-3	0-0	0-0	2	1	4	0	0	0	0	9
Brian Richardson, G	3-9	2-6	0-1	1	5	8	1	3	0	1	26
Sam Muldrow, F	5-11	1-3	3-6	9	1	14	0	0	5	1	37
Ramon Galloway, G	6-17	2-8	6-8	4	5	20	3	0	0	28	
Bruce Ellington, G	4-12	1-7	0-1	2	4	9	4	3	0	0	33
Stephen Spinella	0-5	0-3	0-0	3	1	0	0	0	0	1	12
Eric Smith	2-8	1-5	0-0	2	5	2	2	0	0	22	
Malik Cooke	2-4	0-1	0-2	7	5	4	0	0	0	0	19
Johndre Jefferson	0-0	0-0	0-0	0	1	0	0	0	5	0	8
RJ Slawson	0-1	0-0	0-0	2	1	0	0	0	1	1	6
Team	3										
Totals	24-70	7-33	9-16	35	26	64	10	8	11	4	200

FG%: 1st Half 12-33 .364, 2nd Half 12-37 .324, Game 24-70 .343; 3FG%: 1st Half 2-13 .154, 2nd Half 5-20 .250, Game 7-33 .212; FT%: 1st Half 2-3 .667, 2nd Half 7-13 .538, Game 9-16 .563; Deadball Rebounds: 6.

SCORE BY PERIODS	1	2	F
Auburn (8-13, 1-6)	33	46	-- 79
South Carolina (12-7, 3-3)	28	36	-- 64

OFFICIALS--Joe Lindsay, Pat Adams, Patrick Evans
TECHNICAL FOULS--Malik Cooke, So. Carolina (16:44, 2nd)
ATTENDANCE--10,281

• Game 22 •

Tennessee 69, Auburn 56
February 3, 2011
Auburn Arena
Auburn, Ala.

Cameron Tatum and Brian Williams scored 15 points apiece to lead Tennessee to a 69-56 victory over Auburn in Auburn Arena on Thursday. Allen Payne scored 13 points to lead the Tigers. After Auburn scored the first basket of the game on a Kenny Gabriel jumper, Tennessee scored six straight points to take the lead for good. The Volunteers pushed their lead to 13 points at 19-6 just over eight minutes into the game. With Tennessee leading 37-24 at the half, Josh Wallace made a layup for the first points of the second half but that is as close as Auburn would get the rest of the way. Tennessee built its lead to 52-34 and then 60-38 with nine minutes to play. The Vols led 66-44 with 5:10 to play before the Tigers ended the game on a 12-3 run. Tennessee outrebounded Auburn 38-24 and the Vols had a 16-3 advantage in points off turnovers despite Auburn committing 14 turnovers and Tennessee 13. Josh Langford added nine points in 16 minutes for the Tigers while Kenny Gabriel and Earnest Ross had seven apiece. Rob Chubb, who scored a career-high 18 points in Auburn's win at South Carolina on Saturday, did not play as he was suspended for a violation of team rules. Auburn shot 43.1 percent from the field, 2-of-13 from 3-point range and only made half of its 20 free throw attempts. Tennessee went 45.1 percent from the floor, 4-of-19 from behind the arc and 19-of-24 from the foul line.

Tennessee	FG	3FG	FT	R	F	TP	A	T	B	S	M
Tobias Harris, F	5-10	0-0	4-5	5	3	14	1	0	0	0	25
John Fields, F	2-3	0-0	0-2	4	4	4	0	1	0	0	15
Melvin Goins, G	1-5	1-4	0-0	4	1	3	6	3	0	0	26
Cameron Tatum, G	5-10	1-5	4-4	7	2	15	2	1	1	3	29
Josh Bone, G	2-7	2-5	2-2	2	1	8	3	1	0	1	28
Trae Golden	1-2	0-1	4-4	1	1	6	2	1	0	0	13
Skylar McBee	0-4	0-4	2-3	2	2	2	1	1	0	2	24
Steven Pearl	1-2	0-0	0-0	3	3	2	1	2	1	1	18
Brian Williams	6-8	0-0	3-4	8	4	15	1	3	0	0	22
Team	2										
Totals	23-51	4-19	19-24	38	21	69	17	13	2	7	200

FG%: 1st Half 13-26 .500, 2nd Half 10-25 .400, Game 23-51 .451; 3FG%: 1st Half 1-7 .143, 2nd Half 3-12 .250, Game 4-19 .211; FT%: 1st Half 10-10 1.000, 2nd Half 9-14 .643, Game 19-24 .792; Deadball Rebounds: 3.

Auburn	FG	3FG	FT	R	F	TP	A	T	B	S	M
Allen Payne, F	5-8	0-2	3-4	7	2	13	1	2	0	1	33
Kenny Gabriel, F	3-9	1-5	0-0	1	1	7	1	2	0	0	23
Adrian Forbes, F	0-2	0-0	1-2	1	1	1	1	1	2	0	24
Josh Wallace, G	2-5	0-0	1-2	3	3	5	0	3	0	0	27
Earnest Ross, G	3-8	1-3	0-0	4	3	7	0	5	1	1	31
Josh Langford	4-8	0-1	1-2	1	3	9	1	1	0	0	16
Chris Denson	2-4	0-1	1-4	0	2	5	0	0	0	2	18
Ty Armstrong	1-3	0-0	1-2	2	3	3	1	0	0	0	13
Tony Neysmith	2-4	0-1	2-4	1	0	6	1	0	0	0	15
Team	4										
Totals	22-51	2-13	10-20	24	18	56	6	14	3	4	200

FG%: 1st Half 10-26 .385, 2nd Half 12-25 .480, Game 22-51 .431; 3FG%: 1st Half 2-9 .222, 2nd Half 0-4 .000, Game 2-13 .154; FT%: 1st Half 2-4 .500, 2nd Half 8-16 .500, Game 10-20 .500; Deadball Rebounds: 7.

SCORE BY PERIODS	1	2	F
Tennessee (15-7, 5-2)	37	32	-- 69
Auburn (8-14, 1-7)	24	32	-- 56

OFFICIALS--Doug Shows, Rick Hartzell, Jamie Luckie
TECHNICAL FOULS--None
ATTENDANCE--6,274

• Game 23 •

Georgia 81, Auburn 72 (ot)
February 5, 2011
Stegeman Coliseum
Athens, Ga.

Earnest Ross scored a career-high 30 points, including Auburn's final 9 points, but the scrappy Tigers lost an 81-72 overtime heartbreaker to Georgia in Stegeman Coliseum. Ross, who made 5-of-7 3-pointers, scored 4 points in 3.7 seconds to send the game into overtime. Georgia led by 6 with under 3 minutes to go in regulation and led 67-63 before Ross made a layup with 13.7 seconds remaining, stole the inbounds pass at midcourt and drove in for the tying layup with 10 seconds left. Gerald Robinson drove the length of the court and missed a layup in traffic just before the buzzer as the game went into overtime tied at 67. Ross opened the extra period with another layup to give Auburn a 69-67 lead, its first since 15-13 just under eight minutes into the game. After Robinson split a pair of free throws and sank a 3-pointer to put the Bulldogs back in front, Ross drilled his career-high tying fifth trey to give the Tigers a 72-71 lead with 3:13 to play. Georgia scored the game's final 10 points after that. Auburn jumped out to a 14-8 lead but Georgia went on a 13-1 run while holding the Tigers scoreless for nearly 5 minutes. Back-to-back 3-pointers by Travis Leslie and Sherrard Brantley helped extend the Bulldogs, lead to their largest of the game at 29-20 with 6:26 to go in the half. The Tigers made 3-straight 3-pointers as Ross banked-in a trey and swished another, and Josh Langford drained one from the left corner. That was followed by a Chris Denson drive in the lane for an 11-2 run to bring Auburn to within 33-32 with 2:05 to go. Trailing 38-34 at halftime, Ross scored 2 straight layups to tie the game a minute in. His fourth 3-pointer of the game brought Auburn to within 60-55 with 8:11 left. A Gabriel jumper and Forbes' shot in the lane on Auburn's next 2 possessions brought the Tigers within 60-59 with 6:20 to go. A Josh Wallace steal and Denson fastbreak layup closed the Georgia lead to 66-63 with 1:33 left to set up the heroics in the final seconds of regulation. Kenny Gabriel had 11 points for Auburn while Denson scored 10 points off the bench. Ross also pulled down seven rebounds and had three steals along with 12-of-18 shooting from the field. Jeremy Price's 22 points and 14 rebounds led Georgia as Travis Leslie added 20 points and eight boards and Trey Thompkins totaled 16 points, six rebounds and five assists.

Auburn	FG	3FG	FT	R	F	TP	A	T	B	S	M
Allen Payne, F	2-5	1-1	0-0	1	2	5	0	1	0	0	21
Kenny Gabriel, F	4-14	2-7	1-2	4	4	11	0	2	0	1	33
Adrian Forbes, F	2-8	0-0	0-0	6	4	4	0	0	1	0	25
Josh Wallace, G	1-8	0-0	0-1	2	3	2	5	1	0	5	40
Earnest Ross, G	12-18	5-7	1-3	7	2	30	1	4	0	3	39
Josh Langford	2-5	1-2	0-0	2	1	5	1	0	0	0	13
Chris Denson	4-6	0-1	2-6	0	3	10	1	0	0	2	29
Ty Armstrong	2-5	0-0	1-2	6	3	5	0	0	0	1	20
Tony Neysmith	0-0	0-0	0-0	0	1	0	1	1	0	0	5
Team						2					
Totals	29-69	9-18	5-14	30	23	72	9	9	1	12225	

FG%: 1st Half 14-32 .438, 2nd Half 13-27 .481, OT 2-10 .200, Game 29-69 .420; 3FG%: 1st Half 4-8 .500, 2nd Half 4-6 .667, OT 1-4 .250, Game 9-18 .500; FT%: 1st Half 2-4 .500, 2nd Half 3-9 .333, OT 0-1 .000, Game 5-14 .357; Deadball Rebounds: 3.

Georgia	FG	3FG	FT	R	F	TP	A	T	B	S	M
Travis Leslie, F	7-12	3-3	3-4	8	2	20	3	3	1	0	36
Trey Thompkins, F	15-14	0-4	6-9	6	1	16	5	3	2	1	36
Jeremy Price, F	6-9	0-0	10-13	14	0	22	0	1	4	0	38
Dustin Ware, G	2-4	0-2	3-4	6	1	7	5	2	0	1	41
Gerald Robinson, G	2-6	1-3	2-4	0	4	7	4	4	0	0	31
Marcus Thornton	1-1	0-0	0-1	3	0	2	0	2	1	2	9
Chris Barnes	0-0	0-0	0-0	2	3	0	1	2	0	0	13
Vincent Williams	0-0	0-0	0-0	0	1	0	0	0	0	0	2
Donte Williams	0-0	0-0	1-2	0	2	1	0	0	0	0	2
Sherrard Brantley	2-5	2-5	0-0	1	1	6	4	0	0	0	17
Team						8					
Totals	25-51	6-17	25-37	48	15	81	22	17	8	4	225

FG%: 1st Half 13-26 .500, 2nd Half 9-21 .429, OT 3-4 .750, Game 25-51 .490; 3FG%: 1st Half 4-12 .333, 2nd Half 1-3 .333, OT 1-2 .500, Game 6-17 .353; FT%: 1st Half 8-12 .667, 2nd Half 10-14 .714, OT 7-11 .636, Game 25-37 .676; Deadball Rebounds: 6.

SCORE BY PERIODS	1	2	OT	F
Auburn (8-15, 1-8)	34	33	5	-- 72
Georgia (16-6, 5-4)	38	29	14	-- 81

OFFICIALS--Gary Maxwell, Mark Whitehead, James Barker
TECHNICAL FOULS--None
ATTENDANCE--10,177

• Game 24 •

Auburn 65, Mississippi State 62
February 12, 2011
Auburn Arena
Auburn, Ala.

Trailing by 19 points with 11 minutes left and by 14 with 5 minutes remaining, Auburn came back in dramatic fashion to defeat Mississippi State 65-62 in sold out Auburn Arena. Earnest Ross had 21 points and 7 rebounds for the Tigers while Kenny Gabriel added a career-high tying 18 points. MSU was cruising when a Kodi Augustus dunk gave the Bulldogs a 51-32 lead, and they still led 56-42 with 5:00 left and that's when the Tigers caught fire. Down by 13 points with 4:19 remaining, Auburn went on a 17-0 run that was highlighted by Gabriel's huge 3-pointer from the corner that put the Tigers ahead to stay at 59-58 with 1:18 to go. Josh Wallace's 3-point play on a layup and free throw with 26 seconds remaining capped the amazing run with Auburn ahead 62-58 with 26 seconds on the clock. MSU had five turnovers, did not attempt a field goal during the run and only had one free throw attempt. The game-deciding run began when a technical foul was called on Augustus after his made jumper. Ross sank the two foul shots, followed by a Rob Chubb jumper and Gabriel conventional 3-point play in the lane that fouled out 6-10, 270, center Renardo Sidney, who finished with 9 points and 13 rebounds. Gabriel's steal and highlight reel dunk came just before a Chris Denson steal and layup that pulled Auburn to within 58-56 with 3:06 left. Gabriel's huge trey gave Auburn its first lead since 9-7 at 12:31 before the half. Dee Bost, who led MSU with 22 points on 4-of-8 three-pointers, scored on a layup with 19 seconds to go. Gabriel split a pair of foul shots with 14.7 seconds left for a 63-60 lead. Another Bost layup with 6.5 seconds to go closed State to within 63-62. Ross made two free throws with 3.5 seconds left before Bost's halfcourt shot wasn't close, MSU, which opened the game 8-of-14 from 3-point range, scored 11 straight points to break open the game at 24-13. The Bulldogs led 36-24 at the half. The 19-point comeback was Auburn's largest since Jan. 9, 1999, when the eventual SEC Champion Tigers trailed LSU by 19 points with 10:34 left in Baton Rouge to win 73-70 and run their record to 15-0. The largest comeback by game in an 82-78 victory over No. 13 Louisville in the Puerto Rico Shootout championship game on Nov. 26, 1995, when the Tigers trailed by 22 points at halftime.

Mississippi State	FG	3FG	FT	R	F	TP	A	T	B	S	M
Renardo Sidney, F	3-7	1-2	2-2	13	5	9	0	3	2	1	28
Kodi Augustus, F	3-7	0-2	3-4	2	5	9	0	4	2	0	32
Jalen Steele, G	2-5	1-3	3-4	3	1	8	2	0	0	0	24
Dee Bost, G	8-14	4-8	2-3	5	1	22	3	6	1	3	36
Riley Benock, G	3-6	2-4	0-0	1	1	8	3	2	0	2	32
Ravarn Johnson	1-6	1-5	0-0	2	0	3	0	0	0	0	19
Brian Bryant	0-1	0-0	0-0	2	1	0	4	1	0	0	17
Wendell Lewis	1-2	0-0	1-2	3	2	3	0	0	1	0	12
Team						3					
Totals	21-48	9-24	11-15	34	16	62	12	16	6	6	200

FG%: 1st Half 11-23 .478, 2nd Half 10-25 .400, Game 21-48 .438; 3FG%: 1st Half 8-15 .533, 2nd Half 1-9 .111, Game 9-24 .375; FT%: 1st Half 6-8 .750, 2nd Half 5-7 .714, Game 11-15 .733; Deadball Rebounds: 3.

Auburn	FG	3FG	FT	R	F	TP	A	T	B	S	M
Allen Payne, F	4-7	1-2	0-0	3	1	9	3	2	0	0	33
Kenny Gabriel, F	7-12	2-2	2-3	5	2	18	1	3	0	2	26
Adrian Forbes, F	2-7	0-0	0-0	5	4	4	0	1	1	0	26
Josh Wallace, G	2-4	0-0	1-1	1	1	5	5	4	0	0	28
Earnest Ross, G	7-14	3-6	4-4	7	3	21	2	2	0	0	40
Josh Langford	0-2	0-1	0-0	1	3	0	1	0	0	0	9
Chris Denson	1-6	0-1	0-1	1	2	2	0	0	1	1	19
Ty Armstrong	0-2	0-0	0-0	0	0	0	0	0	0	0	3
Rob Chubb	3-5	0-0	0-3	2	1	6	0	0	0	1	16
Team						5					
Totals	26-59	6-12	7-12	30	16	65	14	12	1	4	200

FG%: 1st Half 11-32 .344, 2nd Half 15-27 .556, Game 26-59 .441; 3FG%: 1st Half 2-5 .400, 2nd Half 4-7 .571, Game 6-12 .500; FT%: 1st Half 0-0 .000, 2nd Half 7-12 .583, Game 7-12 .583; Deadball Rebounds: 2.

SCORE BY PERIODS	1	2	F
Mississippi State (13-11, 5-5)	36	26	-- 62
Auburn (9-15, 2-8)	24	41	-- 65

OFFICIALS--Joe Lindsay, Patrick Evans, John Hampton
TECHNICAL FOULS--Kodi Augustus, MSU (4:19, 2nd)
ATTENDANCE--9,121 (c)

• Game 25 •

Ole Miss 90, Auburn 59
February 16, 2011
C.M. "Tad" Smith Coliseum
Oxford, Miss.

Zach Graham scored a career-high 30 points on 7-of-11 shooting from 3-point range to lead Ole Miss to a 90-59 victory over Auburn in Tad Smith Coliseum. Chris Denson had a career-high 16 points to lead the Tigers. Ole Miss led 10-2 early and ended the first half on a 19-5 run in the last 6:35 to lead 39-22 at the half. The Rebels made seven first half 3-pointers to break the game open. Auburn had closed the margin to 20-17 on a pair of Josh Wallace foul shots. Auburn scored the first four points of the second half on a pair of steals and baskets by Kenny Gabriel and Allen Payne but that is as close as the Tigers would get the rest of the way at 39-26. The Tigers shot only 41.2 percent from the floor and 20 percent (3-of-15) from 3-point range while the Rebels were 56.8 percent from the field, including 70 percent in the second half, and a torrid 52 percent (13-of-25) from behind the arc. Josh Langford added nine points for the Tigers. For Ole Miss, Chris Warren had 15 points, Terrance Henry 14 and Reginald Buckner 11.

Auburn	FG	3FG	FT	R	F	TP	A	T	B	S	M
Allen Payne, F	1-6	0-2	0-0	1	1	2	0	3	0	1	19
Kenny Gabriel, F	1-5	0-3	0-1	2	4	2	1	4	0	0	22
Adrian Forbes, F	4-4	0-0	0-2	3	8	0	0	0	0	0	17
Josh Wallace, G	2-5	0-0	3-4	4	2	7	2	5	0	1	34
Earnest Ross, G	2-6	1-4	2-2	4	7	3	2	0	2	3	31
Josh Langford	3-6	2-4	1-4	2	1	9	0	1	0	0	21
Chris Denson	4-10	0-2	8-9	3	2	16	2	1	0	4	30
Ty Armstrong	1-3	0-0	0-1	2	0	2	0	0	0	0	7
Tony Neysmith	0-1	0-0	0-0	1	0	1	0	1	0	0	7
Rob Chubb	3-5	0-0	0-0	5	4	6	0	1	0	0	12
Team						3					
Totals	21-51	3-15	14-21	26	23	59	9	17	0	9	200

FG%: 1st Half 8-27 .296, 2nd Half 13-24 .542, Game 21-51 .412; 3FG%: 1st Half 1-8 .125, 2nd Half 2-7 .286, Game 3-15 .200; FT%: 1st Half 5-7 .714, 2nd Half 9-14 .643, Game 14-21 .667; Deadball Rebounds: 2.

Ole Miss	FG	3FG	FT	R	F	TP	A	T	B	S	M
Terrance Henry, F	3-4	0-0	8-8	4	1	14	3	3	1	2	32
Reginald Buckner, F	3-3	0-0	5-7	4	5	11	1	2	3	1	29
Chris Warren, G	4-10	1-6	6-6	4	3	15	5	2	0	2	34
Nick Williams, G	2-4	2-2	0-0	2	1	6	5	3	1	3	23
Zach Graham, G	9-15	7-11	5-7	4	1	30	2	1	0	1	33
Will Bogan	0-0	0-0	0-0	0	0	0	0	0	0	0	0
Dundreous Nelson	0-3	0-3	0-3	0	3	0	2	1	0	0	10
Steadman Short	0-1	0-0	1-2	2	3	1	0	0	1	1	13
Trevor Gaskins	1-1	1-1	2-2	4	1	5	1	3	0	1	15
Donald Williams	3-3	2-2	0-0	1	0	8	0	0	0	0	3
Demarco Cox	0-0	0-0	0-0	2	3	0	0	2	0	0	6
Team						3					
Totals	25-44	13-25	27-32	31	21	90	19	17	6	11	200

FG%: 1st Half 11-24 .458, 2nd Half 14-20 .700, Game 25-44 .568; 3FG%: 1st Half 7-15 .467, 2nd Half 6-10 .600, Game 13-25 .520; FT%: 1st Half 10-13 .769, 2nd Half 17-19 .895, Game 27-32 .844; Deadball Rebounds: 0.

SCORE BY PERIODS	1	2	F
Auburn (9-16, 2-9)	22	37	-- 59
Ole Miss (17-9, 5-6)	39	51	-- 90

OFFICIALS--Doug Shows, Gary Maxwell, Don Daily
TECHNICAL FOULS--AU Bench (16:29, 2nd)
ATTENDANCE--6,819

• Game 26 •

#18 Vanderbilt 77, Auburn 60
February 19, 2011
Auburn Arena
Auburn, Ala.

Earnest Ross had 19 points, 10 rebounds and five assists, but it wasn't enough to offset No. 18 Vanderbilt in its 77-60 win over Auburn in Auburn Arena. John Jenkins, the SEC's leading scorer, had a game-high 22 points, 16 in the second half, on 5-of-11 three-pointers to lead the Commodores. Tied at 42 with 14 minutes to play, Vanderbilt went on a 20-2 run in almost seven minutes to take control of the game. The Commodores shot 60 percent from the field in the second half, including 71.4 percent on 5-of-7 three-pointers. Auburn played Vanderbilt tight the entire first half as there were 11 lead changes and six ties. The Tigers led 6-3 early and were down 28-26 at the half. Ross, who recorded his fifth double-double of the season, went 3-of-5 from 3-point range and tied the game at 42 on a long range trey. It was all Vanderbilt after that. Auburn played Vanderbilt tight the entire first half as there were 11 lead changes and six ties. The Tigers led 6-3 early and were down 28-26 at the half. Ross, who recorded his fifth double-double of the season, went 3-of-5 from 3-point range and tied the game at 42 on a long range trey. It was all Vanderbilt after that. Kenny Gabriel added 13 points for Auburn, which shot 44 percent from the floor, 41.7 percent (5-of-12) from 3-point range and 11-of-17 (.647) on free throws. Vanderbilt shot 48 percent from the field, 42.9 percent (9-of-21) from behind the arc and 20-of-28 (.714) foul shots. Jeffery Taylor had 20 points and 10 rebounds for Vanderbilt while Brad Tinsley had 16 points.

Vanderbilt	FG	3FG	FT	R	F	TP	A	T	B	S	M
Jeffery Taylor, F	7-13	1-2	5-6	10	2	20	3	3	1	0	32
Rod Odum, F	0-3	0-2	0-0	2	2	0	0	3	0	0	20
Festus Ezeli, C	1-2	0-0	4-6	2	3	6	0	3	5	0	18
Brad Tinsley, G	5-7	2-4	4-4	1	2	16	3	0	0	1	33
John Jenkins, G	7-15	5-11	3-3	3	4	22	2	4	0	3	30
Lance Goulbourne	0-1	0-0	0-0	3	2	0	1	1	0	0	14
Chris Meriwether	0-0	0-0	0-0	0	0	0	0	0	0	0	1
Kyle Fuller	1-2	0-0	2-5	3	1	4	3	1	0	0	17
Jordan Smart	0-0	0-0	0-0	0	0	0	0	0	0	0	1
Steve Tchiengang	1-2	0-1	1-2	5	3	3	0	1	0	0	22
Joe Duffy	0-1	0-0	0-0	0	0	0	0	0	0	0	1
Andre Walker	2-4	1-1	1-2	0	0	6	1	0	0	0	11
Team	6										
Totals	24-50	9-21	20-28	35	19	77	1316	6	5	200	

FG%: 1st Half 9-25 .360, 2nd Half 15-25 .600, Game 24-50 .480;
3FG%: 1st Half 4-14 .286, 2nd Half 5-7 .714, Game 9-21 .429;
FT%: 1st Half 6-9 .667, 2nd Half 14-19 .737, Game 20-28 .714;
Deadball Rebounds: 4.

Auburn	FG	3FG	FT	R	F	TP	A	T	B	S	M
Allen Payne, F	2-7	1-2	0-0	1	1	5	0	2	0	1	25
Kenny Gabriel, F	5-10	1-4	2-3	4	4	13	1	3	1	0	29
Adrian Forbes, F	1-3	0-0	0-0	4	4	2	1	2	0	1	19
Josh Wallace, G	1-6	0-1	0-0	1	4	2	7	3	0	4	36
Earnest Ross, G	5-8	3-5	6-7	10	3	19	5	6	0	2	36
Josh Langford	1-2	0-0	2-2	3	3	4	0	0	1	0	13
Chris Denson	3-6	0-0	1-4	0	1	7	0	0	0	2	22
Ty Armstrong	2-2	0-0	0-0	0	0	4	0	0	0	0	15
Tony Neysmith	0-1	0-0	0-0	0	1	0	1	0	0	1	7
Rob Chubb	2-6	0-0	0-1	3	2	4	0	3	1	0	15
Team	2										
Totals	22-50	5-12	11-17	28	23	60	1419	3	10	200	

FG%: 1st Half 9-20 .450, 2nd Half 13-30 .433, Game 22-50 .440;
3FG%: 1st Half 1-3 .333, 2nd Half 4-9 .444, Game 5-12 .417;
FT%: 1st Half 7-12 .583, 2nd Half 4-5 .800, Game 11-17 .647;
Deadball Rebounds: 2.

SCORE BY PERIODS	1	2	F
Vanderbilt (20-6, 8-4)	28	49	--
Auburn (9-17, 2-10)	26	34	--

OFFICIALS--Tom Eades, Mike Thibodeaux, Patrick Evans
TECHNICAL FOULS--AU Bench (10:31, 2nd)
ATTENDANCE--7,442

• Game 27 •

Alabama 51, Auburn 49
February 23, 2011
Coleman Coliseum
Tuscaloosa, Ala.

JaMychal Green tipped in a Tony Mitchell missed layup with 0.3 seconds left to give Alabama a 51-49 victory in a heartbreaker for Auburn in sold out Coleman Coliseum. Allen Payne's desperation 70-footer then just missed as it hit off the rim. Auburn jumped out to an 11-1 lead and held Alabama without a field goal for nearly the first 8 minutes. The Tigers led 13-3 before the Crimson Tide used their own 11-1 run to tie it at 14. The Tigers answered with a 17-2 run to take their largest lead of the game at 31-16 with 2:55 left on a Payne 3-pointer as the Tide had missed 15 of their first 17 shots from the field. Alabama scored the final nine points to trail 31-25 at halftime as Auburn shot 56.5 percent from the floor to only 22.7 percent (5-of-22) for the Tide. Earnest Ross, who led Auburn with 10 points, drained a 3-pointer from the corner as the Tigers extended their lead to 41-29 with 11:52 left despite being in serious foul trouble as five Tigers had three fouls or more. The Tigers held the Tide scoreless for six minutes and only five points in the first 10:40 of the second half. Alabama, which moved into sole possession of first place overall in the SEC, closed to within 43-38 with six minutes left. The Tide crept to within 43-41 at 4:11, and Andrew Steele tied it at 43 on a tip-in with 3:24 to go. Kenny Gabriel became the third Tiger to foul out with 2:54 left as Green gave Alabama its first lead of the game at 44-43, on a free throw. Tony Neysmith had a turn-around bank shot as Auburn regained the lead at 45-44 at 2:31, ending an Auburn scoreless drought of 5:10 to stop a 10-0 Alabama run. Adrian Forbes was the fourth Tiger to foul out with 2:12 left, and Green made a free throw to tie it at 45. Steele stripped Chris Denson of the ball, and Mitchell tipped in a Steele miss to put Alabama ahead 47-45 with 1:40 left. Josh Wallace tied it with two foul shots with :57.9 remaining. Green split free throws for the third straight time for a 48-47 Tide lead at :44.1. Josh Langford's 3-point attempt rimmed in and out, and Trevor Releford split two free throws for a 49-47 Alabama lead with 28.4 left. Neysmith tied it on a runner with 13 seconds remaining to set up the heartbreaking moment. Green scored a game-high 17 points as the only Alabama player in double figures. Alabama outshot Auburn from the foul line, 27-of-40 to 10-of-19 while the Tigers outshot the Crimson Tide from the field, 42.9 percent to 26.2 percent.

Auburn	FG	3FG	FT	R	F	TP	A	T	B	S	M
Allen Payne, F	2-6	1-1	1-4	4	1	6	1	4	0	1	32
Kenny Gabriel, F	3-10	0-1	1-2	5	5	7	0	4	2	2	26
Adrian Forbes, F	2-3	0-0	3-5	3	5	7	0	1	2	1	24
Josh Wallace, G	2-8	0-1	2-4	3	1	6	1	4	0	1	28
Earnest Ross, G	3-4	2-2	2-2	2	5	10	1	0	0	0	27
Josh Langford	1-2	0-1	0-0	0	4	2	1	1	0	1	12
Chris Denson	1-2	0-1	1-2	0	0	3	0	1	0	0	16
Ty Armstrong	0-0	0-0	0-0	2	1	0	0	1	0	0	5
Tony Neysmith	3-5	0-1	0-0	2	2	6	1	2	0	2	18
Rob Chubb	1-2	0-0	0-0	2	5	2	0	1	0	0	12
Team	11										
Totals	18-42	3-8	10-19	34	29	49	5	23	5	7	200

FG%: 1st Half 13-23 .565, 2nd Half 5-19 .263, Game 18-42 .429;
3FG%: 1st Half 1-1 .000, 2nd Half 2-7 .286, Game 3-8 .375;
FT%: 1st Half 4-9 .444, 2nd Half 6-10 .600, Game 10-19 .526;
Deadball Rebounds: 2.

Alabama	FG	3FG	FT	R	F	TP	A	T	B	S	M
JaMychal Green, F4-11	0-0	0-0	9-14	4	3	17	1	2	4	2	37
Tony Mitchell, F	1-7	0-2	6-8	6	1	8	1	3	0	1	32
Chris Hines, F	1-4	0-0	4-4	9	4	6	1	1	2	1	22
Trevor Releford, G	1-4	0-2	2-3	2	4	4	0	4	0	2	33
Charvez Davis, G	0-7	0-5	3-4	1	0	3	1	0	0	0	21
Charles Hankerson	1-2	1-1	0-0	0	0	0	0	0	0	0	8
Ben Eblen	0-0	0-0	0-0	0	0	0	0	1	0	1	7
Senario Hillman	1-2	1-1	0-0	1	2	3	0	2	0	0	12
Andrew Steele	2-5	0-1	3-7	7	2	7	0	5	0	1	28
Team	5										
Totals	11-42	2-12	27-40	35	18	51	4	19	6	8	200

FG%: 1st Half 5-22 .227, 2nd Half 6-20 .300, Game 11-42 .262;
3FG%: 1st Half 2-7 .286, 2nd Half 0-5 .000, Game 2-12 .167;
FT%: 1st Half 13-14 .929, 2nd Half 14-26 .538, Game 27-40 .675;
Deadball Rebounds: 6.

SCORE BY PERIODS	1	2	F
Auburn (9-18, 2-11)	31	18	--
Alabama (19-8, 11-2)	25	26	--

OFFICIALS--Doug Shows, Ted Valentine, Mike Nance
TECHNICAL FOULS--AU Bench (9:19, 2nd)
ATTENDANCE--15,383 (C)

• Game 28 •

Arkansas 57, Auburn 55
February 26, 2011
Auburn Arena
Auburn, Ala.

Delvon Johnson's game-winning dunk with 5 seconds left and Josh Wallace's 35-footer hit off the backboard and rim as Arkansas held on to defeat Auburn 57-55 in Auburn Arena. After the opening two minutes, the Tigers had trailed the entire game until Kenny Gabriel tied it on a layup with 28.1 seconds to play. Auburn lost its second consecutive game by two points in the final seconds. SEC-leading Alabama edged the Tigers 51-49 with a tip-in with 0.3 seconds left the previous game in Tuscaloosa. Arkansas led 33-20 after back-to-back 3-pointers by Marcus Britt and Jeff Peterson to open the second half and led 39-29 with 12:03 left. Auburn scored six straight points to close to within four. The Tigers were down 41-37 before Rotnei Clarke scored seven straight points in 90 seconds and Marshawn Powell made a pair of foul shots to extend the Razorbacks' lead to 48-39 with 8:34 to go. Auburn still trailed 55-48 with 3:49 to play, but the Tigers scored seven straight points on a Kenny Gabriel 3-pointer, a Rob Chubb layup with 1:21 left and then Gabriel's game-tying layup with 29 seconds to play. Trailing 4-3, Arkansas reeled off 10 straight points as Auburn had committed six turnovers in the first 4:32. The Tigers only committed four turnovers after that, including just one in the second half. The Razorbacks built their lead to as much as 25-12 with 4:44 left in the half. Wallace shot a desperation 21-foot 3-pointer just before the halftime buzzer, and Arkansas' Marcus Britt was called for goal-tending, touching the ball just before it would hit the front rim. It sent Auburn into halftime down 27-20 despite shooting 25.9 percent from the field. Gabriel led the Tigers with 13 points on 5-of-16 shooting while Ross had 11 points and seven rebounds. Wallace and Chubb had nine points apiece and Chris Denson scored eight. Clarke scored a game-high 17 points on 3-of-7 three-pointers and Britt added 10 points and seven boards.

Arkansas	FG	3FG	FT	R	F	TP	A	T	B	S	M
Delvon Johnson, F	3-5	0-0	0-0	7	4	6	0	1	1	0	25
Marshawn Powell, F	4-0	0-1	4-4	1	4	4	2	2	1	1	19
Marcus Britt, G	4-7	2-5	0-0	7	0	10	2	0	1	1	28
Rotnei Clarke, G	6-12	3-7	2-2	3	2	17	2	3	0	1	37
Jeff Peterson, G	1-2	1-2	0-0	2	3	3	2	1	0	0	13
Mardracus Wade	0-2	0-1	1-2	1	1	1	0	2	0	1	10
Glenn Bryant	2-5	0-0	1-3	4	2	5	0	1	1	0	14
Marvell Waithe	0-0	0-0	0-0	1	0	0	0	0	0	0	3
Julysse Nobles	1-7	0-0	2-4	3	1	4	2	4	0	0	29
Michael Sanchez	2-4	0-0	3-3	2	0	7	0	3	0	0	22
Team	5										
Totals	19-48	6-16	13-18	36	17	57	1017	4	4	200	

FG%: 1st Half 11-25 .440, 2nd Half 8-23 .348, Game 19-48 .396;
3FG%: 1st Half 2-6 .333, 2nd Half 4-10 .400, Game 6-16 .375;
FT%: 1st Half 3-7 .429, 2nd Half 10-11 .909, Game 13-18 .722;
Deadball Rebounds: 4.

Auburn	FG	3FG	FT	R	F	TP	A	T	B	S	M
Allen Payne, F	1-2	0-1	0-0	0	1	2	0	1	0	0	7
Kenny Gabriel, F	5-16	1-4	2-2	3	3	13	0	1	1	2	26
Adrian Forbes, F	0-3	0-0	1-2	3	2	1	0	0	1	0	19
Josh Wallace, G	3-8	1-2	2-2	2	2	9	5	3	1	2	33
Earnest Ross, G	5-9	1-4	0-0	7	2	11	1	2	0	2	37
Josh Langford	0-3	0-0	1-2	3	1	0	1	0	1	0	14
Chris Denson	2-6	0-1	4-4	2	8	3	1	0	2	0	26
Tony Neysmith	0-0	0-0	1-2	2	1	1	0	0	0	0	17
Rob Chubb	3-6	0-0	3-4	1	4	9	1	1	2	0	21
Team	5										
Totals	19-53	3-12	14-18	29	20	55	1010	5	9	200	

FG%: 1st Half 7-27 .259, 2nd Half 12-26 .462, Game 19-53 .358;
3FG%: 1st Half 1-6 .167, 2nd Half 2-6 .333, Game 3-12 .250;
FT%: 1st Half 5-8 .625, 2nd Half 9-10 .900, Game 14-18 .778;
Deadball Rebounds: 3.

SCORE BY PERIODS	1	2	F
Arkansas (18-10, 7-7)	27	30	--
Auburn (9-19, 2-12)	20	35	--

OFFICIALS--Joe Lindsay, J.B. Caldwell, Mike Nance
TECHNICAL FOULS--None
ATTENDANCE--7,206

• Game 29 •

Auburn 76, Ole Miss 73
 March 2, 2011
 Auburn Arena
 Auburn, Ala.

Auburn came from 20 points down in the second largest comeback in school history to defeat Ole Miss 76-73 in Auburn Arena. Kenny Gabriel scored a career-high 24 points, making 3-of-5 3-pointers to lead the Tigers. Auburn trailed 38-18 with 2:01 left in the first half as Ole Miss went 8-of-16 from 3-point range to take a 41-25 halftime lead. Dundreous Nelson, who scored a career-high 30 points on 7-of-12 treys, had 19 points in the opening period on 6-of-9 3-pointers. Gabriel knocked down two 3-pointers in the first 42 seconds of the second half to get the Tigers back in the game at 41-31. Ole Miss still led 49-41 with 10:34 left, but Auburn scored nine straight points in only 1:37 to take its first lead since five minutes into the game. The Tigers capped their 13-1 run on a Chris Denson layup as Auburn went ahead 54-50 with 9:06 to play. After the score was tied at 49, there were five lead changes and six ties in the game. With the score tied at 63, Auburn took the lead for good at 65-63 on a Rob Chubb baby hook in the lane with 2:59 left. Chubb then blocked a Terrance Henry layup and scored on a dunk on the other end for a Tiger four point lead with 2:07 to go. A pair of Gabriel free throws gave Auburn its largest lead of the game at 72-67 with 1:03 left, but Chris Warren, who entered the game second in the SEC averaging 19.0 ppg, sank three foul shots five seconds later. Warren scored 12 points, but was held to 3-of-16 shooting. Denson, who scored nine of his 11 points in the second half, went 4-of-4 from the foul line in the final 35 seconds to keep the Rebels at bay. After Denson's first made pair, Warren drilled a 3-pointer to close Ole Miss to within 74-73 with 21 seconds to go. Auburn was tied up in the backcourt, and Ole Miss had possession with 16 seconds left. The Rebels threw it away on the inbound pass, and the Tigers regained possession with :14 left. Ole Miss then stole another pass in the backcourt with :09 seconds left, but Ross stole the ball back for the Tigers and Denson was fouled with :02 remaining. Denson sank the pair of foul shots and Nelson's desperation 3-pointer missed.

Ole Miss	FG	3FG	FT	R	F	TP	A	T	B	S	M
Terrance Henry, F	3-6	0-1	7-8	5	13	1	2	0	1	36	
Reginald Buckner, F	0-0	0-0	0-0	0	5	0	0	0	0	6	
Dundreous Nelson, G	9-17	7-12	5-7	4	2	30	2	2	0	37	
Chris Warren, G	3-16	1-10	5-5	2	12	5	1	0	0	32	
Zach Graham, G	3-8	0-3	1-2	7	1	7	1	1	0	33	
Steadman Short	0-0	0-0	0-0	1	5	0	0	0	0	17	
Nick Williams	2-2	2-2	0-0	4	1	6	1	2	0	123	
Trevor Gaskins	1-1	1-1	0-0	2	1	3	0	0	0	6	
Donald Williams	0-0	0-0	0-0	0	0	0	0	0	0	0+	
Demarco Cox	0-2	0-0	2-2	3	2	2	0	0	1	10	
Team				3							
Totals	21-52	11-29	20-24	31	27	73	10	8	1	4	200

FG%: 1st Half 14-25 .560, 2nd Half 7-27 .259, Game 21-52 .404;
 3FG%: 1st Half 8-16 .500, 2nd Half 3-13 .231, Game 11-29 .379;
 FT%: 1st Half 5-6 .833, 2nd Half 15-18 .833, Game 20-24 .833;
 Deadball Rebounds: 4.

Auburn	FG	3FG	FT	R	F	TP	A	T	B	S	M
Allen Payne, F	0-4	0-1	3-4	2	2	3	0	2	0	0	26
Kenny Gabriel, F	7-12	3-5	7-8	7	4	24	1	0	0	0	27
Adrian Forbes, F	0-0	0-0	1-2	4	0	1	0	0	2	0	12
Josh Wallace, G	1-6	0-2	2-2	1	1	4	5	1	0	0	28
Earnest Ross, G	4-11	2-5	5-5	5	4	15	1	2	2	1	25
Josh Langford	1-3	0-1	2-2	5	1	4	0	1	0	1	17
Chris Denson	3-8	0-2	5-6	4	2	11	2	2	0	0	25
Ty Armstrong	0-0	0-0	2-2	0	2	0	1	0	1	0	9
Tony Neysmith	0-0	0-0	1-2	1	1	1	3	0	0	0	16
Rob Chubb	4-7	0-0	3-7	3	3	11	0	0	1	0	15
Team				4							
Totals	20-51	5-16	31-40	36	18	76	12	9	5	3	200

FG%: 1st Half 6-26 .231, 2nd Half 14-25 .560, Game 20-51 .392;
 3FG%: 1st Half 2-9 .222, 2nd Half 3-7 .429, Game 5-16 .313;
 FT%: 1st Half 11-12 .917, 2nd Half 20-28 .714, Game 31-40 .775;
 Deadball Rebounds: 4.

SCORE BY PERIODS	1	2	F
Ole Miss (18-12, 6-9)	41	32	--
Auburn (10-19, 3-12)	25	51	--

OFFICIALS--Tom Eades, John Cahill, Bert Smith
 TECHNICAL FOULS--None
 ATTENDANCE--7,107

• Game 30 •

Auburn 60, LSU 51
 March 5, 2011
 Maravich Assembly Center
 Baton Rouge, La.

Auburn erased a 15-point second half deficit with a 35-9 run as Kenny Gabriel and Earnest Ross each scored 16 points to lead Auburn to a 60-51 victory over LSU in the Maravich Assembly Center. It was Auburn's second straight double-digit comeback win as the Tigers came from 20 points down to defeat Ole Miss. Gabriel and Ross each had double-doubles with 11 rebounds and 10 rebounds, respectively. Auburn scored the first point of the second half to trail 29-25, but LSU scored 11 straight points and held the Tigers without a field goal for the first 6:13 to take its largest lead of the game at 40-25. From the 13:46 mark, Auburn answered with a 14-2 run to close to within 42-39 as Ross split a pair of free throws after Storm Warren picked up his fourth foul with 8:10 to go. Warren had 10 first half points and finished with 14 to lead LSU. Ross' driving teardrop in the lane made it a one point game, and Josh Wallace made two free throws to give Auburn the lead for good at 45-44 with 5:51 left, its first lead since 3-2. Ross' steal and 3-point play with a layup and free throw put Auburn ahead 48-44 with 5:11 left, capping a 23-4 run in over nine minutes. Auburn held LSU without a basket from the 13:27 mark to 3:12 left when Warren scored on a fastbreak layup that closed Auburn's lead to 48-46. Gabriel hit a huge jumper just inside the foul line to give Auburn a 54-48 edge with 1:44 to play, and the Tigers increased it from there by going 6-of-6 from the free throw line. LSU opened the game leading 9-3 and extended it to 20-9 with 8:21 left in the first half. Gabriel scored 10 straight points to get Auburn to within 27-21 with 1:52 left. Rob Chubb made a conventional 3-point play with 6.2 seconds left to close the LSU lead to 29-24 at halftime. Auburn held LSU to only 28 percent shooting in the second half. Auburn went 22-of-30 (.733) from the foul line and LSU 11-of-19 (.579). Auburn outrebounded LSU 46-31, including a massive 28-14 edge in the second half. In back-to-back games, Auburn erased a 20-point second half deficit in its win over Ole Miss in the second largest comeback in school history and followed that up with the 15-point comeback victory at LSU. Auburn had earlier comeback wins this season after trailing by 19 to Mississippi State on Feb. 12 and by 17 points to Middle Tennessee State on Nov. 21. Auburn, a preseason last place pick, finished as the SEC's No. 5 seed.

Auburn	FG	3FG	FT	R	F	TP	A	T	B	S	M
Allen Payne, F	2-8	1-4	0-1	3	3	5	2	3	1	1	26
Kenny Gabriel, F	5-12	0-2	6-8	11	5	16	0	2	0	0	30
Adrian Forbes, F	1-2	0-0	0-0	5	2	2	0	2	2	1	21
Josh Wallace, G	2-3	0-0	4-4	7	3	8	3	3	0	0	31
Earnest Ross, G	4-9	1-5	7-9	10	2	16	1	5	0	2	30
Josh Langford	0-1	0-0	0-0	1	2	0	0	1	0	0	11
Chris Denson	1-5	0-0	0-1	1	1	2	0	2	1	0	16
Ty Armstrong	0-0	0-0	0-0	0	0	0	0	0	0	0	1
Tony Neysmith	0-1	0-0	2-2	0	0	2	1	2	0	0	16
Rob Chubb	3-8	0-0	3-5	4	3	9	0	1	1	0	18
Team				4							
Totals	18-49	2-11	22-30	46	21	60	7	21	5	4	200

FG%: 1st Half 8-21 .381, 2nd Half 10-28 .357, Game 18-49 .367;
 3FG%: 1st Half 1-4 .250, 2nd Half 1-7 .143, Game 2-11 .182;
 FT%: 1st Half 7-10 .700, 2nd Half 15-20 .750, Game 22-30 .733;
 Deadball Rebounds: 1.

LSU	FG	3FG	FT	R	F	TP	A	T	B	S	M
Malcolm White, F	0-1	0-0	2-2	5	4	2	0	2	1	1	17
Storm Warren, F	7-12	0-0	0-1	6	5	14	1	4	2	3	31
Andre Stringer, G	1-7	1-6	2-2	3	3	5	2	1	0	1	31
Matt Derenbecker, G	3-9	1-4	1-2	3	2	8	2	6	0	1	30
Ralston Turner, G	2-11	0-4	1-2	1	4	5	2	2	0	0	20
Garrett Green	1-3	0-0	0-0	0	2	2	0	1	0	0	8
Chris Bass	1-4	0-1	0-0	2	1	2	4	1	0	2	24
Eddie Ludwig	2-3	0-0	3-5	2	0	7	0	0	0	2	24
Aaron Dotson	2-2	0-0	2-5	2	2	6	0	1	0	1	15
Team				7							
Totals	19-52	2-15	11-19	31	23	51	11	18	3	11	200

FG%: 1st Half 12-27 .444, 2nd Half 7-25 .280, Game 19-52 .365;
 3FG%: 1st Half 2-8 .250, 2nd Half 0-7 .000, Game 2-15 .133;
 FT%: 1st Half 3-6 .500, 2nd Half 8-13 .615, Game 11-19 .579;
 Deadball Rebounds: 6.

SCORE BY PERIODS	1	2	F
Auburn (11-19, 4-12)	24	36	--
LSU (11-20, 3-13)	29	22	--

OFFICIALS--Tom Eades, Pat Adams, James Barker
 TECHNICAL FOULS--None
 ATTENDANCE--6,857