




# Southeastern Conference



## SEC Regular Season and Tournament Champions

Year	Regular Season Champion (SEC Record, Overall)	Tournament Champion
1933	Kentucky (8-0, 20-3)	Kentucky
1934	Alabama (13-2, 16-2)	Alabama
1935	LSU (12-0, 14-1), Kentucky (11-0, 19-2)	
1936	Tennessee (8-4, 15-6)	Tennessee
1937	Kentucky (5-3, 17-5)	Kentucky
1938	Georgia Tech (9-2, 18-2)	Georgia Tech
1939	Kentucky (5-2, 16-4)	Kentucky
1940	Kentucky (4-4, 15-6)	Kentucky
1941	Tennessee (8-3, 17-5)	Tennessee
1942	Kentucky (6-2, 19-6)	Kentucky
1943	Tennessee (6-3, 14-4)	Tennessee
1944	Kentucky (0-0, 19-2)	Kentucky
1945	Kentucky (4-1, 22-4)	Kentucky
1946	Kentucky (6-0, 28-2)	Kentucky
1947	Kentucky (11-0, 34-3)	Kentucky
1948	Kentucky (9-0, 36-3)	Kentucky
1949	Kentucky (13-0, 32-2)	Kentucky
1950	Kentucky (11-2, 25-5)	Kentucky
1951	Kentucky (14-0, 32-2)	Vanderbilt
1952	Kentucky (14-0, 29-3)	Kentucky
1953	LSU (13-0, 25-2)	
1954	Kentucky (14-0, 25-0), LSU (14-0, 21-5)	
1955	Kentucky (12-2, 23-3)	
1956	Alabama (14-0, 21-3)	
1957	Kentucky (12-2, 23-5)	
1958	Kentucky (12-2, 23-6)	
1959	Mississippi State (13-1, 24-1)	
<b>1960</b>	<b>Auburn (12-2, 19-3)</b>	
1961	Mississippi State (11-3, 19-6)	
1962	Mississippi State (13-1, 24-1), Kentucky (13-1, 23-3)	
1963	Mississippi State (12-2, 22-6)	
1964	Kentucky (11-3, 21-6)	
1965	Vanderbilt (15-1, 24-4)	
1966	Kentucky (15-1, 32-2)	
1967	Tennessee (15-3, 21-7)	
1968	Kentucky (15-3, 22-5)	
1969	Kentucky (16-2, 23-5)	
1970	Kentucky (17-1, 26-2)	
1971	Kentucky (16-2, 22-4)	

Year	Regular Season Champion (SEC Record, Overall)	Tournament Champion
1972	Kentucky (14-4, 21-7), Tennessee (14-4, 19-6)	
1973	Kentucky (14-4, 20-8)	
1974	Vanderbilt (15-3, 23-3), Alabama (15-3, 22-4)	
1975	Kentucky (15-3, 26-5), Alabama (15-3, 22-5)	
1976	Alabama (15-3, 23-5)	
1977	Tennessee (16-2, 22-6), Kentucky (16-2, 26-4)	
1978	Kentucky (16-2, 30-2)	
1979	LSU (14-4, 23-6)	Tennessee
1980	Kentucky (15-3, 29-6)	LSU
1981	LSU (17-1, 31-5)	Ole Miss
1982	Kentucky (13-5, 22-8)	Alabama
1983	Kentucky (13-5, 23-8)	Georgia
1984	Kentucky (14-4, 29-5)	Kentucky
1985	LSU (13-5, 19-10)	<b>Auburn</b>
1986	Kentucky (17-1, 32-4)	Kentucky
1987	Alabama (16-2, 28-5)	Alabama
1988	Kentucky (13-5, 27-6)	Vacated
1989	Florida (13-5, 21-13)	Alabama
1990	Georgia (13-5, 20-9)	Alabama
1991	LSU (13-5, 20-10), Miss. State (13-5, 20-9)	Alabama
1992	Arkansas (13-3, 26-8)	Kentucky
1993	Vanderbilt (14-2, 28-6)	Kentucky
1994	Arkansas (14-2, 31-3)	Kentucky
1995	Kentucky (14-2, 28-5)	Kentucky
1996	Kentucky (16-0, 34-2)	Mississippi State
1997	South Carolina (15-1, 24-8)	Kentucky
1998	Kentucky (14-2, 35-4)	Kentucky
<b>1999</b>	<b>Auburn (14-2, 29-4)</b>	Kentucky
2000	Florida (12-4, 29-8), Kentucky (12-4, 23-10)	Arkansas
	LSU (12-4, 28-6), Tennessee (12-4, 26-7)	
2001	Kentucky (24-10, 12-4), Florida (24-7, 12-4)	Kentucky
2002	Alabama (12-4, 27-8)	Mississippi State
2003	Kentucky (16-0, 32-4)	Kentucky
2004	Mississippi State (14-2, 26-4)	Kentucky
2005	Kentucky (14-2, 28-6)	Florida
2006	LSU (14-2, 27-9)	Florida
2007	Florida (13-3, 35-5)	Florida
2008	Tennessee (14-2, 31-5)	Georgia



Coach Sonny Smith (left) and Chuck Person (right) cut down the nets following Auburn's 53-49 win over Alabama in the 1985 SEC Tournament championship game in Birmingham, Ala. Auburn, which finished tied for seventh in the regular-season standings at 8-10, won four-straight games to capture the title. Person was named tournament MVP after scoring a game-high 16 points against Alabama.



# TIGER TRACKS

## 2009 SEC Tournament



The 2009 Southeastern Conference Basketball Tournament will return to the Sunshine State for only the second time in history and for the first time since 1990 when it was in Orlando. The St. Pete Times Forum, with a basketball seating configuration of 20,500, serves as the site of 12-team tournament for the first time in history.

The only other time the SEC Tournament has been held in the state of Florida came in 1990 in the Orlando Arena in Orlando, Fla.

The winner of the 11-game tournament will receive the SEC's automatic bid to the NCAA Tournament. The tournament seeds, conference championship and division titles will be determined by the 16-game conference schedule during the regular season. Teams will be seeded by their divisional finish and features Eastern Division-Western Division matchups in every game should the higher seed win each contest.

Atlanta served as host of the inaugural SEC Tournament played following the 1932-33 season and did so again after the 1933-34 season. The event was held every year through 1952, with the exception of 1935. After a 26-year layoff (1953-78), the tournament was renewed in 1979.

The 2009 tournament will be the 50th in league history and the 31st

since the renewal.

The SEC has shown extraordinary balance in the tournament, evidenced by the fact that a different school won the first seven titles after the renewal. The event has helped set the stage for SEC teams in the NCAA Tournament, as 22 of the last 29 tournament champions have advanced to at least the Sweet 16 with the last five of 13 advancing to the Final Four, including 2006 and 2007 NCAA Champion Florida. Since the renewal in 1979, the SEC Tournament Champion has only failed to win at least one NCAA Tournament game four times.

Kentucky leads the SEC with 25 conference tournament titles. Alabama is second with six crowns, Tennessee ranks third with four championship trophies, Florida three and Mississippi State and Georgia with two each. Auburn, Arkansas, LSU, Ole Miss, Vanderbilt and former league member Georgia Tech have each won one SEC Tournament championship.

Future SEC Tournament sites include Nashville's Gaylord Entertainment Center in 2010, the Georgia Dome in 2011 and the New Orleans Arena in 2012.

### 2009 SEC Basketball Tournament Schedule

*St. Pete Times Forum • Tampa, Fla.*

Thursday, March 12    Friday, March 13    Saturday, March 14    Sunday, March 15

Thursday, March 12	Friday, March 13	Saturday, March 14	Sunday, March 15
	WESTERN #1		
WESTERN #5	Game 5 – 1:00 pm (RS)		
Game 1 – 1:00 pm (RS)		Game 9 – 1:00 pm (RS)	
EASTERN #4			
	EASTERN #2		
EASTERN #6	Game 6 – 3:15 pm (RS)		
Game 2 – 3:15 pm (RS)			
WESTERN #3			Game 11 – 1:00 pm (CBS)
	EASTERN #1		NCAA TOURNAMENT REPRESENTATIVE
EASTERN #5	Game 7 – 7:30 pm (RS)		
Game 3 – 7:30 pm (RS)		Game 10 – 3:15 pm (RS)	
WESTERN #4			
	WESTERN #2		
WESTERN #6	Game 8 – 9:45 pm (RS)		
Game 4 – 9:45 pm (RS)			ALL TIMES EASTERN AND SUBJECT TO CHANGE Game 2 of a session begins 30 minutes after game 1
EASTERN #3			



Administration  
Tiger Tracks  
AU Hoop History  
Tiger Records  
2007-08 Review  
Coliseum  
Coaching Staff  
2008-09 Tigers  
2008-09 Outlook



# All-Time SEC Standings

## All-Time SEC Standings (Conference Games Only, 1933-2008)

Team	Yrs.	Won	Lost	Pct.	Championships
Kentucky	75	853	233	.785	43
Alabama	75	696	521	.572	7
Tennessee	75	634	492	.563	9
Arkansas	17	149	123	.548	2
Vanderbilt	76	601	551	.522	3
LSU	76	597	573	.510	9
Florida	75	517	586	.468	4
<b>Auburn</b>	<b>75</b>	<b>536</b>	<b>626</b>	<b>.461</b>	<b>2</b>
Mississippi State	75	516	668	.436	6
Georgia	76	467	681	.407	1
South Carolina	17	106	166	.390	1
Ole Miss	75	424	739	.365	0
<b>Former Members</b>					
Georgia Tech	32	201	207	.493	1
Tulane	34	195	252	.436	0
Sewanee	8	3	76	.038	0

Note: Sewanee withdrew from the conference after the 1940 season, Georgia Tech after 1964 and Tulane after 1966. During World War II, six schools suspended formal basketball for the 1943-44 season—Alabama, Auburn, Florida, Ole Miss, Miss. State and Tennessee. Kentucky did not compete during the 1953 season due to NCAA suspension.

## Composite SEC Tournament Standings (49 Years)

Team	Years	Titles	Won	Lost	Pct.
Kentucky	47	25	110	21	.840
Alabama	49	6	56	42	.571
Tennessee	48	4	55	44	.556
Arkansas	17	1	20	16	.556
South Carolina	17	0	16	17	.485
LSU	49	1	42	48	.467
Georgia	48	2	37	46	.446
Florida	43	2	31	40	.437
Vanderbilt	47	1	29	46	.387
<b>Auburn</b>	<b>46</b>	<b>1</b>	<b>26</b>	<b>45</b>	<b>.366</b>
Ole Miss	46	1	23	45	.338
Mississippi State	48	2	21	46	.313
<b>Former Members</b>					
Georgia Tech		1	14	18	.437
Tulane		0	12	16	.429
Sewanee		0	0	2	.000

## All-Time Overall Records

Team	Yrs.	Won	Lost	Tied	Pct.
Kentucky#	104	1966	621	1	.760
Arkansas	85	1473	806	0	.646
Alabama#	95	1464	884	1	.623
Tennessee	99	1422	908	2	.610
Vanderbilt	105	1404	1004	0	.583
LSU	100	1359	1028	0	.569
Mississippi State	96	1225	1031	0	.543
Florida#	89	1164	989	0	.541
<b>Auburn</b>	<b>102</b>	<b>1179</b>	<b>1030</b>	<b>1</b>	<b>.534</b>
South Carolina	100	1237	1086	1	.532
Georgia#	103	1236	1137	0	.521
Ole Miss	98	1092	1168	0	.483

# On-the-court records: UK 1928-596-1; ALA 1431-856-1; UG 1205-1106; UF 1108-973 before NCAA participation was vacated.



Joel Eaves guided Auburn to its first SEC regular-season championship in 1959-60. The Tigers went 12-2 in league play and finished 19-3 overall.



John Caylor (22), Chris Brandt (44) and Derrick Dennison celebrate following Auburn's 78-76 upset win over 16th-ranked LSU in the 1990 SEC Tournament in Orlando, Fla.



## TIGER TRACKS

# All-Americans

### 1931-32

Jack Stewart—College Humor Magazine (second team)

### 1958-59

Rex Frederick—Helms Athletic Foundation (second team)

### 1959-60

Henry Hart—Helms Athletic Foundation (second team)

### 1965-66

Lee DeFore—Helms Athletic Foundation (36-man roster)

### 1969-70

John Mengelt—Helms Athletic Foundation (36-man roster)

### 1970-71

John Mengelt—Helms Athletic Foundation (36-man roster)

### 1977-78

Mike Mitchell—Converse Yearbook (second team)

### 1983-84

Charles Barkley—*Basketball Times* (second team)  
NABC (third team)

### 1984-85

Chuck Person—*The Sporting News* (second team)  
McGregor (third team)

### 1985-86

Chuck Person—*Basketball Weekly* (second team)  
NABC (third team)

### 1993-94

Wesley Person—Associated Press (honorable mention)  
United States Basketball Writers Association  
(honorable mention)

### 1998-99

Chris Porter—John Wooden Award (first-team)  
*Basketball Times* (first-team)  
*College Hoops Insider* (first-team)  
Associated Press (second-team)  
United States Basketball Writers Association  
(second-team)

Doc Robinson—*College Hoops Insider* (first-team)  
Associated Press (honorable mention)


Key to Abbreviation:  
NABC—National Association of Basketball Coaches



CHARLES BARKLEY



LEE DeFORE




REX FREDERICK


2008-09 Outlook  
2008-09 Tigers  
Coaching Staff  
Coliseum  
2007-08 Review  
Tiger Records  
AU Hoop History  
Tiger Tracks  
Administration




# All-Americans




**HENRY HART**




**JOHN MENGELT**




**MIKE MITCHELL**




**CHUCK PERSON**




**WESLEY PERSON**



**CHRIS PORTER**



**DOC ROBINSON**



**JACK STEWART**






# TIGER TRACKS

## All-SEC

Year	Player	AP	+UPI	*Coaches
1950	Don Lanford, G	2		
	Bill Lynn, F	3		
1951	Don Lanford, G	3		
1954	Bob Miller, F	3		
1955	Bill Kirkpatrick, G	2	1	
1956	Jim O'Donnell, G	3		
1957	Rex Frederick, C	3		
1958	Rex Frederick, F	1		1
	Jimmy Lee, G	3		
1959	Rex Frederick, F	1		1
	Jimmy Lee, F	2		
	Henry Hart, G	2		
1960	Henry Hart, F	1		1
	David Vaughn, C	3		
1961	Jim Fibbe, F	2		1
1962	Layton Johns, C	2		1
	Billy Tinker, F	3		
1963	Layton Johns, F	1		1
	John Blackwell, G	3		
1964	Lee DeFore, C	3		
1965	Joe Newton, G	1	2	1
	Freddie Guy, F	3		
	Lee DeFore, F		3	
1966	Lee DeFore, F	1	1	1
1967	Alex Howell, G		3	
	Bobby Buisson, G			1
1968	Wally Tinker, F		3	
1969	John Mengelt, G	2	2	1
	Wally Tinker, F	3		1
1970	John Mengelt, G	1	1	1
	Bill Alexander, F	3		
1971	John Mengelt, G	1	1	1
1972	Henry Harris, G	3		
1973	Gary England, G	3		
1974	Eddie Johnson, G	2	2	1
1975	Eddie Johnson, G	2	2	1
	Mike Mitchell, F	3	3	
1976	Eddie Johnson, G	1	1	1
	Mike Mitchell, F	2	2	1
1977	Mike Mitchell, F	2	2	1
	Eddie Johnson, G	3	3	
1978	Mike Mitchell, F	1	1	1
	Stan Pietkiewicz, F	2	2	
1979	Bobby Cattage, C		3	
1982	Charles Barkley, C	2	2	
	Odell Mosteller, G		2	
1983	Charles Barkley, C	2	2	1
	Darrell Lockhart, F	3		
1984	Charles Barkley, C	1	1	1
	Chuck Person, F	1	1	1
1985	Chuck Person, F	1	1	1
1986	Chuck Person, F	1	1	1
1987	Jeff Moore, C	2	1	1
	Chris Morris, F	2	3	
	Frank Ford, G	3		
1988	Chris Morris, F	1	1	1
	Jeff Moore, C		3	
1989	Keenan Carpenter, G	2	3	
1990	Ronnie Battle, G	3		1
	Derrick Dennison, F		3	
1991	Ronnie Battle, G	2	3	
1992	Wesley Person, F	3		
1993	Wesley Person, F/G	2		1
	Ronnie Battle, G			1

Year	Player	AP	+UPI	*Coaches
	Aaron Swinson, C	3		2
1994	Wesley Person, G/F	1		1
	Aaron Swinson, F/C	2		1
1995	Moochie Norris, G	3		3
1996	Wes Flanigan, G	3		3
	Lance Weems, G			3
1997	Pat Burke, C	Hon. Mention		
1998	Bryant Smith, F	Hon. Mention		2
1999	Chris Porter, F	1		1
	Doc Robinson, G	1		1
	Bryant Smith, F	2		2
	Mamadou N'diaye, C	3		
2000	Doc Robinson, G	1		2
	Chris Porter, F	2		2
2001	Jamison Brewer, G	3		
	Marquis Daniels, F	3		3
	Adam Harrington, G			3
2003	Marquis Daniels, F	2		2
2004	Marco Killingsworth, F	3		2
2005	Toney Douglas, G	3		3

\* 10-player squad until a 5-member squad in 1993-94  
 + Discontinued after 1990-91 season



Rex Frederick became the first Auburn player to earn first-team All-SEC honors in 1957-58, after averaging 16.1 points and 14.8 rebounds.

2008-09 Outlook  
 2008-09 Tigers  
 Coaching Staff  
 Coliseum  
 2007-08 Review  
 Tiger Records  
 AU Hoop History  
 Tiger Tracks  
 Administration