



# 2021-22 AUBURN MEN'S BASKETBALL

## SCHEDULE/RESULTS

Overall: 4-1 • Home: 2-0 • Away: 1-0 • Neutral: 1-1  
SEC: 0-0 • Home: 0-0 • Away: 0-0

| DATE      | OPPONENT                             | TIME (CT)/RESULT |
|-----------|--------------------------------------|------------------|
| Nov. 5    | SOUTHERN INDIANA (EXH.)              | W, 68-54         |
| Nov. 9    | MOREHEAD STATE (SEC Network+)        | W, 77-54         |
| Nov. 12   | ULM (SEC Network+)                   | W, 93-65         |
| Nov. 19   | at USF (ESPN+)                       | W, 58-52         |
| Nov. 24   | ! vs. #22/21 UConn (ESPN)            | L, 109-115       |
| Nov. 25   | ! vs. Loyola Chicago (ESPN2)         | W, 62-53         |
| Nov. 26   | ! vs. Syracuse (ESPN2)               | 3:30 p.m.        |
| Dec. 1    | UCF (SEC Network+)                   | 7 p.m.           |
| Dec. 4    | YALE (ESPNU)                         | 1 p.m.           |
| Dec. 11   | % Nebraska                           | 10:30 a.m.       |
| Dec. 14   | NORTH ALABAMA (SEC Network)          | 8 p.m.           |
| Dec. 18   | at Saint Louis (CBS Sports Network)  | 8 p.m.           |
| Dec. 22   | MURRAY STATE (SEC Network)           | 5 p.m.           |
| Dec. 29   | * LSU (ESPNU)                        | 6 p.m.           |
| Jan. 4    | * at South Carolina (SEC Network)    | 5:30 p.m.        |
| Jan. 8    | * FLORIDA (ESPN2/U)                  | 7 p.m.           |
| Jan. 11   | * at Alabama (ESPN2/U)               | 8 p.m.           |
| Jan. 15   | * at Ole Miss (SEC Network)          | 7:30 p.m.        |
| Jan. 19   | * GEORGIA (ESPNU)                    | 8 p.m.           |
| Jan. 22   | * KENTUCKY (CBS)                     | 12/12:30 p.m.    |
| Jan. 25   | * at Missouri (SEC Network)          | 7:30 p.m.        |
| Jan. 29   | \$ OKLAHOMA (ESPN/2)                 | 1 p.m.           |
| Feb. 1    | * ALABAMA (ESPN/2)                   | 8 p.m.           |
| Feb. 5    | * at Georgia (SEC Network)           | 12 p.m.          |
| Feb. 8    | * at Arkansas (ESPN/2)               | 6 p.m.           |
| Feb. 12   | * TEXAS A&M (SEC Network)            | 2:30 p.m.        |
| Feb. 16   | * VANDERBILT (SEC Network)           | 8 p.m.           |
| Feb. 19   | * at Florida (ESPN/2)                | 1/3 p.m.         |
| Feb. 23   | * OLE MISS (SEC Network)             | 7:30 p.m.        |
| Feb. 26   | * at Tennessee (ESPN/2)              | 11 a.m./3 p.m.   |
| Mar. 2    | * at Mississippi State (SEC Network) | 8 p.m.           |
| Mar. 5    | * SOUTH CAROLINA (SEC Network)       | 12 p.m.          |
| Mar. 9-13 | * at SEC Tournament                  | TBA              |

! - Battle 4 Atlantis (Paradise Island, Bahamas)  
% - Holiday Hoopsgiving (Atlanta, Ga.)  
\$ - Big 12/SEC Challenge  
\* - Southeastern Conference Game

## GAME 6 NOTES | BATTLE 4 ATLANTIS



### #19/22 Auburn Tigers (4-1, 0-0 SEC)

Head Coach: Bruce Pearl, 27th Season (604-238), 8th Season at Auburn (142-93)



### Syracuse Orange (3-2, 0-0 ACC)

Head Coach: Jim Boeheim, 46th Season (985-411), 46th Season at Syracuse (985-411)

Date/Time \_\_\_\_\_ Nov. 26, 2021, 3:30 p.m. (CT)  
Site/Venue \_\_\_\_\_ Paradise Island, Bahamas / Imperial Arena  
TV \_\_\_\_\_ ESPN2  
PxP \_\_\_\_\_ Eric Frede  
Analyst \_\_\_\_\_ Carolyn Peck  
Radio \_\_\_\_\_  
PxP \_\_\_\_\_ Andy Burcham  
Analyst \_\_\_\_\_ Joe Ciampi

#### Series History

|                   |                    |
|-------------------|--------------------|
| Overall           | Syracuse Leads 1-0 |
| at Auburn, Ala.   | 0-0                |
| at Syracuse, N.Y. | 0-0                |
| Neutral Site      | 0-1                |
| Last Meeting      | L, 78-79           |
| Streak            | Syracuse, 1        |

» No. 19-ranked Auburn closes out the Bad Boy Mowers Battle 4 Atlantis versus Syracuse in the 5th place game on Friday. Both teams' first and only meeting prior was in the Sweet 16 (L, 78-79) of the 2003 NCAA Tournament held in Albany, N.Y.

» Auburn Director of Player Development Marquis Daniels was a member of that NCAA squad pouring in a game-high 27 points, nine rebounds, four assists and two assists in the one-point loss to the 'Cuse.

» Two coaching legends will be on the sidelines in Auburn Head Coach Bruce Pearl and Syracuse Head Coach Jim Boeheim. Both are one of just 41 active head coaches, across all three divisions, with 600-or-more career victories – Pearl with 604 and Boeheim with 985. This will be a first-time meeting between the two.

» It's also a family affair as Pearl's son, Steven, is an assistant coach for the Tigers, and Boeheim's two sons, Buddy and Jimmy, are on the Orange's squad.

» Auburn is coming off a 62-53 victory over Loyola Chicago on Thanksgiving Day behind three players in double figures: Jabari Smith (14), Walker Kessler (13) and Wendell Green Jr. (10). It was Smith's third game in double digits through the first five games of the season.

» The Tigers currently have five players (Sharife Cooper, Davion Mitchell, Chuma Okeke, Isaac Okoro and J.T. Thor) in the NBA, while the Orange also have five (Carmelo Anthony, Oshae Brissett, Michael Carter-Williams, Jerami Grant and Elijah Hughes).

» AU has played four games in the course of eight days - all away from the friendly confines of the sold-out Auburn Arena. The Tigers look to finish the tournament out strong as UCF awaits on Dec. 1.

## PROBABLE AUBURN STARTERS (BASED ON LAST GAME)









| Pos. | No. | Name                | Ht.  | Wt. | Cl. | Hometown (Last School)                    | PPG  | RPG | APG | Blk | Stl | FG%  | FT%   |
|------|-----|---------------------|------|-----|-----|---|------|-----|-----|-----|-----|------|-------|
| G    | 0   | K.D. Johnson        | 6-0  | 204 | So. | Atlanta, Ga. (Georgia)                    | 15.8 | 1.8 | 1.2 | 0.0 | 3.0 | .404 | .722  |
| G    | 12  | Zep Jasper          | 6-0  | 185 | Sr. | Augusta, Ga. (College of Charleston)      | 6.4  | 1.4 | 3.4 | 0.0 | 0.8 | .294 | .750  |
| G    | 35  | Devan Cambridge     | 6-6  | 210 | Jr. | Nashville, Tenn. (Hillcrest Prep [Ariz.]) | 6.4  | 2.6 | 1.0 | 0.2 | 0.8 | .419 | .750  |
| F    | 10  | Jabari Smith        | 6-10 | 220 | Fr. | Tyrone, Ga. (Sandy Creek HS)              | 15.2 | 7.4 | 1.8 | 1.0 | 1.8 | .462 | .826  |
| F/C  | 13  | Walker Kessler      | 7-1  | 255 | So. | Newnan, Ga. (North Carolina)              | 8.0  | 7.4 | 0.8 | 3.2 | 1.0 | .447 | .400  |
| G    | 1   | Wendell Green Jr.   | 5-11 | 175 | So. | Detroit, Mich. (Eastern Kentucky)         | 12.6 | 4.4 | 3.6 | 0.0 | 1.2 | .382 | .786  |
| F    | 5   | Chris Moore         | 6-6  | 230 | So. | West Memphis, Ark. (West Memphis HS)      | 4.4  | 2.0 | 0.2 | 0.0 | 0.2 | .500 | 1.000 |
| F    | 2   | Jaylin Williams     | 6-8  | 230 | So. | Nahunta, Ga. (Brantley County HS)         | 7.6  | 3.0 | 1.0 | 1.2 | 0.6 | .571 | .800  |
| C    | 44  | Dylan Cardwell      | 6-11 | 256 | So. | Augusta, Ga. (McEachern HS)               | 1.2  | 2.8 | 0.2 | 0.8 | 1.0 | .600 | .000  |
| G    | 24  | Lior Berman         | 6-4  | 215 | Jr. | Birmingham, Ala. (Mountain Brook HS)      | 1.5  | 1.0 | 0.3 | 0.0 | 0.0 | .500 | .000  |
| C    | 23  | Babatunde Akingbola | 6-10 | 245 | Jr. | Ogun, Nigeria (McEachern HS [Ga.])        | 0.0  | 0.0 | 0.0 | 0.0 | 0.0 | .000 | .000  |

## PROBABLE SYRACUSE STARTERS (BASED ON LAST GAME)

| Pos. | No. | Name              | Ht.  | Wt. | Cl. | Hometown (Last School)                       | PPG  | RPG | APG | Blk | Stl | FG%  | FT%   |
|------|-----|-------------------|------|-----|-----|--|------|-----|-----|-----|-----|------|-------|
| G    | 11  | Joseph Girard III | 6-1  | 190 | Jr. | Glens Falls, N.Y. (Glens Falls HS)           | 16.0 | 3.4 | 5.0 | 0.0 | 1.2 | .510 | .929  |
| G    | 35  | Buddy Boeheim     | 6-6  | 205 | Sr. | Fayetteville, N.Y. (Brewster Academy (N.H.)) | 20.6 | 3.8 | 3.2 | 0.0 | 1.8 | .425 | .857  |
| F    | 0   | Jimmy Boeheim     | 6-8  | 225 | Gr. | Fayetteville, N.Y. (Cornell)                 | 14.2 | 7.8 | 1.0 | 0.2 | 1.4 | .519 | .706  |
| F    | 21  | Cole Swider       | 6-9  | 220 | Sr. | Portsmouth, R.I. (Villanova)                 | 11.6 | 7.4 | 1.8 | 0.2 | 2.0 | .393 | 1.000 |
| C    | 14  | Jesse Edwards     | 6-11 | 230 | Jr. | Amsterdam, Netherlands (IMG Academy (Fla.))  | 10.8 | 5.2 | 0.8 | 3.0 | 0.2 | .759 | .714  |
| F    | 13  | Benny Williams    | 6-8  | 208 | Fr. | Riverdale Baptist, Md. (IMG Academy (Fla.))  | 2.6  | 1.6 | 0.2 | 0.6 | 0.8 | .429 | .333  |
| C    | 5   | Frank Anselem     | 6-10 | 215 | So. | Lagos, Nigeria (Prolific Prep (Calif.))      | 2.6  | 2.6 | 0.6 | 0.0 | 0.6 | .625 | .500  |
| G    | 10  | Symir Torrence    | 6-3  | 195 | Jr. | Syracuse, N.Y. (Marquette)                   | 1.4  | 1.4 | 2.4 | 0.0 | 0.4 | .188 | .500  |

TV/RADIO CHART

(probable starters in orange)

|                                     | <b>0</b>  | <b>K.D. JOHNSON</b>        | <table border="1"> <thead> <tr> <th></th> <th>GP-GS</th> <th>PPG</th> <th>RPG</th> <th>APG</th> <th>FG%</th> <th>FT%</th> </tr> </thead> <tbody> <tr> <td>2021-22</td> <td>5-2</td> <td>15.8</td> <td>1.8</td> <td>1.2</td> <td>.404</td> <td>.722</td> </tr> <tr> <td>Career</td> <td>21-2</td> <td>14.0</td> <td>2.5</td> <td>1.1</td> <td>.418</td> <td>.646</td> </tr> </tbody> </table>  |     | GP-GS | PPG   | RPG | APG | FG% | FT% | 2021-22 | 5-2 | 15.8 | 1.8 | 1.2 | .404  | .722  | Career | 21-2  | 14.0 | 2.5 | 1.1 | .418 | .646  | <p><b>SO » G » 6-0 » 204 » Atlanta, Ga. » Georgia</b></p> <ul style="list-style-type: none"> <li>• Dynamic SEC transfer averaging 13.5 points, 2.8 rebounds, 1.9 steals and 1.2 assists per game in 16 games played while at UGA last season.</li> <li>• Team's leading scorer averaging 15.8 points per game.</li> </ul>  | <p><b>Career-Highs</b></p> <p>Pts _____ 27<br/>                 Reb _____ 7<br/>                 Ast _____ 4<br/>                 Stl _____ 5<br/>                 Min _____ 37</p>                |
|---|-----------|----------------------------|---|-----|-------|-------|-----|-----|-----|-----|---------|-----|------|-----|-----|-------|-------|--------|-------|------|-----|-----|------|-------|--|--|
|   | GP-GS     | PPG                        | RPG   | APG | FG%   | FT%   |     |     |     |     |         |     |      |     |     |       |       |        |       |      |     |     |      |       |  |  |
| 2021-22   | 5-2       | 15.8                       | 1.8   | 1.2 | .404  | .722  |     |     |     |     |         |     |      |     |     |       |       |        |       |      |     |     |      |       |  |  |
| Career  | 21-2      | 14.0                       | 2.5   | 1.1 | .418  | .646  |     |     |     |     |         |     |      |     |     |       |       |        |       |      |     |     |      |       |  |  |
|                                     | <b>1</b>  | <b>WENDELL GREEN JR.</b>   | <table border="1"> <thead> <tr> <th></th> <th>GP-GS</th> <th>PPG</th> <th>RPG</th> <th>APG</th> <th>FG%</th> <th>FT%</th> </tr> </thead> <tbody> <tr> <td>2021-22</td> <td>5-3</td> <td>12.6</td> <td>4.4</td> <td>3.6</td> <td>.382</td> <td>.786</td> </tr> <tr> <td>Career</td> <td>34-28</td> <td>15.3</td> <td>3.6</td> <td>4.8</td> <td>.394</td> <td>.770</td> </tr> </tbody> </table> |     | GP-GS | PPG   | RPG | APG | FG% | FT% | 2021-22 | 5-3 | 12.6 | 4.4 | 3.6 | .382  | .786  | Career | 34-28 | 15.3 | 3.6 | 4.8 | .394 | .770  | <p><b>SO » G » 5-11 » 175 » Detroit, Mich. » Eastern Kentucky</b></p> <ul style="list-style-type: none"> <li>• 2020-21 CollegeInsider.com Kyle Macy Freshman All-America Team, All-ASUN First Team &amp; ASUN All-Newcomer Team selection.</li> <li>• Turned in 10 points, four assists, three steals and four rebounds vs. Loyola.</li> </ul>   | <p><b>Career-Highs</b></p> <p>Pts _____ 30<br/>                 Reb _____ 7 (3x)<br/>                 Ast _____ 15<br/>                 Stl _____ 6<br/>                 Min _____ 39</p>          |
|   | GP-GS     | PPG                        | RPG   | APG | FG%   | FT%   |     |     |     |     |         |     |      |     |     |       |       |        |       |      |     |     |      |       |  |  |
| 2021-22   | 5-3       | 12.6                       | 4.4   | 3.6 | .382  | .786  |     |     |     |     |         |     |      |     |     |       |       |        |       |      |     |     |      |       |  |  |
| Career  | 34-28     | 15.3                       | 3.6   | 4.8 | .394  | .770  |     |     |     |     |         |     |      |     |     |       |       |        |       |      |     |     |      |       |  |  |
|                                     | <b>2</b>  | <b>JAYLIN WILLIAMS</b>     | <table border="1"> <thead> <tr> <th></th> <th>GP-GS</th> <th>PPG</th> <th>RPG</th> <th>BPG</th> <th>FG%</th> <th>FT%</th> </tr> </thead> <tbody> <tr> <td>2021-22</td> <td>5-0</td> <td>7.6</td> <td>3.0</td> <td>1.2</td> <td>.571</td> <td>.800</td> </tr> <tr> <td>Career</td> <td>46-27</td> <td>8.0</td> <td>3.6</td> <td>1.1</td> <td>.525</td> <td>.667</td> </tr> </tbody> </table>   |     | GP-GS | PPG   | RPG | BPG | FG% | FT% | 2021-22 | 5-0 | 7.6  | 3.0 | 1.2 | .571  | .800  | Career | 46-27 | 8.0  | 3.6 | 1.1 | .525 | .667  | <p><b>SO » F » 6-8 » 230 » Nahunta, Ga. » Brantley County HS</b></p> <ul style="list-style-type: none"> <li>• Inside outside threat for the Tigers. First time to travel outside of the U.S.</li> <li>• Started all 27 games last year and was one of team's go-to options offensively.</li> <li>• Had 12 pts, 5 rebs and two steals in 32 minutes off the bench vs. UConn.</li> </ul> | <p><b>Career-Highs</b></p> <p>Pts _____ 24<br/>                 Reb _____ 11<br/>                 Ast _____ 8<br/>                 Blk _____ 5<br/>                 Min _____ 37</p>               |
|   | GP-GS     | PPG                        | RPG   | BPG | FG%   | FT%   |     |     |     |     |         |     |      |     |     |       |       |        |       |      |     |     |      |       |  |  |
| 2021-22   | 5-0       | 7.6                        | 3.0   | 1.2 | .571  | .800  |     |     |     |     |         |     |      |     |     |       |       |        |       |      |     |     |      |       |  |  |
| Career  | 46-27     | 8.0                        | 3.6   | 1.1 | .525  | .667  |     |     |     |     |         |     |      |     |     |       |       |        |       |      |     |     |      |       |  |  |
|                                     | <b>5</b>  | <b>CHRIS MOORE</b>         | <table border="1"> <thead> <tr> <th></th> <th>GP-GS</th> <th>PPG</th> <th>RPG</th> <th>APG</th> <th>FG%</th> <th>FT%</th> </tr> </thead> <tbody> <tr> <td>2021-22</td> <td>5-0</td> <td>4.4</td> <td>2.0</td> <td>0.2</td> <td>.500</td> <td>1.000</td> </tr> <tr> <td>Career</td> <td>30-0</td> <td>3.1</td> <td>2.0</td> <td>0.4</td> <td>.547</td> <td>.680</td> </tr> </tbody> </table>   |     | GP-GS | PPG   | RPG | APG | FG% | FT% | 2021-22 | 5-0 | 4.4  | 2.0 | 0.2 | .500  | 1.000 | Career | 30-0  | 3.1  | 2.0 | 0.4 | .547 | .680  | <p><b>SO » F » 6-6 » 230 » West Memphis, Ark. » West Memphis HS</b></p> <ul style="list-style-type: none"> <li>• Recorded a career-high 16 points off the bench against ULM on Nov. 12. Also saw a career-best 21 minutes of action versus the Warhawks.</li> <li>• Great finisher around the rim.</li> </ul>  | <p><b>Career-Highs</b></p> <p>Pts _____ 16<br/>                 Reb _____ 6<br/>                 Ast _____ 2 (2x)<br/>                 Blk _____ 1 (6x)<br/>                 Min _____ 21</p>      |
|   | GP-GS     | PPG                        | RPG   | APG | FG%   | FT%   |     |     |     |     |         |     |      |     |     |       |       |        |       |      |     |     |      |       |  |  |
| 2021-22   | 5-0       | 4.4                        | 2.0   | 0.2 | .500  | 1.000 |     |     |     |     |         |     |      |     |     |       |       |        |       |      |     |     |      |       |  |  |
| Career  | 30-0      | 3.1                        | 2.0   | 0.4 | .547  | .680  |     |     |     |     |         |     |      |     |     |       |       |        |       |      |     |     |      |       |  |  |
|                                     | <b>10</b> | <b>JABARI SMITH</b>        | <table border="1"> <thead> <tr> <th></th> <th>GP-GS</th> <th>PPG</th> <th>RPG</th> <th>APG</th> <th>FG%</th> <th>FT%</th> </tr> </thead> <tbody> <tr> <td>2021-22</td> <td>5-5</td> <td>15.2</td> <td>7.4</td> <td>1.8</td> <td>.462</td> <td>.826</td> </tr> <tr> <td>Career</td> <td>5-5</td> <td>15.2</td> <td>7.4</td> <td>1.8</td> <td>.462</td> <td>.826</td> </tr> </tbody> </table>   |     | GP-GS | PPG   | RPG | APG | FG% | FT% | 2021-22 | 5-5 | 15.2 | 7.4 | 1.8 | .462  | .826  | Career | 5-5   | 15.2 | 7.4 | 1.8 | .462 | .826  | <p><b>FR » F » 6-10 » 220 » Tyrone, Ga. » Sandy Creek HS</b></p> <ul style="list-style-type: none"> <li>• Blue chip freshman. The highest-rated player to sign in program history. (No. 4 player in the country in the Class of 2021 by Rivals).</li> <li>• Scored a game-high 14 points shooting 7-of-9 from the field vs. Loyola.</li> </ul>   | <p><b>Career-Highs</b></p> <p>Pts _____ 23<br/>                 Reb _____ 10 (2x)<br/>                 Ast _____ 4<br/>                 Blk _____ 2<br/>                 Min _____ 39</p>          |
|   | GP-GS     | PPG                        | RPG   | APG | FG%   | FT%   |     |     |     |     |         |     |      |     |     |       |       |        |       |      |     |     |      |       |  |  |
| 2021-22   | 5-5       | 15.2                       | 7.4   | 1.8 | .462  | .826  |     |     |     |     |         |     |      |     |     |       |       |        |       |      |     |     |      |       |  |  |
| Career  | 5-5       | 15.2                       | 7.4   | 1.8 | .462  | .826  |     |     |     |     |         |     |      |     |     |       |       |        |       |      |     |     |      |       |  |  |
|                                     | <b>12</b> | <b>ZEP JASPER</b>          | <table border="1"> <thead> <tr> <th></th> <th>GP-GS</th> <th>PPG</th> <th>RPG</th> <th>APG</th> <th>FG%</th> <th>FT%</th> </tr> </thead> <tbody> <tr> <td>2021-22</td> <td>5-5</td> <td>6.4</td> <td>1.4</td> <td>3.4</td> <td>.294</td> <td>.750</td> </tr> <tr> <td>Career</td> <td>87-68</td> <td>8.4</td> <td>2.3</td> <td>1.8</td> <td>.409</td> <td>.841</td> </tr> </tbody> </table>   |     | GP-GS | PPG   | RPG | APG | FG% | FT% | 2021-22 | 5-5 | 6.4  | 1.4 | 3.4 | .294  | .750  | Career | 87-68 | 8.4  | 2.3 | 1.8 | .409 | .841  | <p><b>SR » G » 6-0 » 185 » Augusta, Ga. » Col. of Charleston</b></p> <ul style="list-style-type: none"> <li>• 2020-21 All-Colonial Athletic Association Second Team and CAA All-Defensive Team selection averaging 15.6 ppg. Nicknamed the "Honey Badger" for his on-ball defense. • Tied career high with 6 assists vs. Loyola.</li> </ul>  | <p><b>Career-Highs</b></p> <p>Pts _____ 38<br/>                 Reb _____ 7 (2x)<br/>                 Ast _____ 6 (3x)<br/>                 Stl _____ 3 (5x)<br/>                 Min _____ 42</p> |
|   | GP-GS     | PPG                        | RPG   | APG | FG%   | FT%   |     |     |     |     |         |     |      |     |     |       |       |        |       |      |     |     |      |       |  |  |
| 2021-22   | 5-5       | 6.4                        | 1.4   | 3.4 | .294  | .750  |     |     |     |     |         |     |      |     |     |       |       |        |       |      |     |     |      |       |  |  |
| Career  | 87-68     | 8.4                        | 2.3   | 1.8 | .409  | .841  |     |     |     |     |         |     |      |     |     |       |       |        |       |      |     |     |      |       |  |  |
|                                    | <b>13</b> | <b>WALKER KESSLER</b>      | <table border="1"> <thead> <tr> <th></th> <th>GP-GS</th> <th>PPG</th> <th>RPG</th> <th>BPG</th> <th>FG%</th> <th>FT%</th> </tr> </thead> <tbody> <tr> <td>2021-22</td> <td>5-5</td> <td>8.0</td> <td>7.4</td> <td>3.2</td> <td>.447</td> <td>.400</td> </tr> <tr> <td>Career</td> <td>34-5</td> <td>4.9</td> <td>3.9</td> <td>1.2</td> <td>.539</td> <td>.510</td> </tr> </tbody> </table>    |     | GP-GS | PPG   | RPG | BPG | FG% | FT% | 2021-22 | 5-5 | 8.0  | 7.4 | 3.2 | .447  | .400  | Career | 34-5  | 4.9  | 3.9 | 1.2 | .539 | .510  | <p><b>SO » F/C » 7-1 » 255 » Newnan, Ga. » North Carolina</b></p> <ul style="list-style-type: none"> <li>• 2022 Kareem Abdul-Jabbar Center of the Year Watch List.</li> <li>• Set all-time ACC Tourney frosh record with 8 blocks vs. Notre Dame while at UNC. • 2nd-straight double-double with 13 pts, 10 rebs vs. Loyola.</li> </ul>  | <p><b>Career-Highs</b></p> <p>Pts _____ 20<br/>                 Reb _____ 12<br/>                 Ast _____ 3<br/>                 Blk _____ 8<br/>                 Min _____ 25</p>               |
|   | GP-GS     | PPG                        | RPG   | BPG | FG%   | FT%   |     |     |     |     |         |     |      |     |     |       |       |        |       |      |     |     |      |       |  |  |
| 2021-22   | 5-5       | 8.0                        | 7.4   | 3.2 | .447  | .400  |     |     |     |     |         |     |      |     |     |       |       |        |       |      |     |     |      |       |  |  |
| Career  | 34-5      | 4.9                        | 3.9   | 1.2 | .539  | .510  |     |     |     |     |         |     |      |     |     |       |       |        |       |      |     |     |      |       |  |  |
|                                   | <b>14</b> | <b>PRESTON COOK</b>        | <table border="1"> <thead> <tr> <th></th> <th>GP-GS</th> <th>PPG</th> <th>RPG</th> <th>BPG</th> <th>FG%</th> <th>FT%</th> </tr> </thead> <tbody> <tr> <td>2021-22</td> <td>3-0</td> <td>0.5</td> <td>0.5</td> <td>0.0</td> <td>1.000</td> <td>.000</td> </tr> <tr> <td>Career</td> <td>22-0</td> <td>0.5</td> <td>0.5</td> <td>0.0</td> <td>.385</td> <td>.000</td> </tr> </tbody> </table>   |     | GP-GS | PPG   | RPG | BPG | FG% | FT% | 2021-22 | 3-0 | 0.5  | 0.5 | 0.0 | 1.000 | .000  | Career | 22-0  | 0.5  | 0.5 | 0.0 | .385 | .000  | <p><b>SR » G » 6-4 » 200 » Auburn, Ala. » Auburn HS</b></p> <ul style="list-style-type: none"> <li>• Local product, who appeared in 9 games off the bench last season.</li> <li>• Earned a scholarship spot on this year's roster.</li> <li>• Has seen minutes in all three games this season.</li> </ul>  | <p><b>Career-Highs</b></p> <p>Pts _____ 2 (5x)<br/>                 Reb _____ 2<br/>                 Ast _____ 2<br/>                 Stl _____ 1 (2x)<br/>                 Min _____ 3 (2x)</p>   |
|   | GP-GS     | PPG                        | RPG   | BPG | FG%   | FT%   |     |     |     |     |         |     |      |     |     |       |       |        |       |      |     |     |      |       |  |  |
| 2021-22   | 3-0       | 0.5                        | 0.5   | 0.0 | 1.000 | .000  |     |     |     |     |         |     |      |     |     |       |       |        |       |      |     |     |      |       |  |  |
| Career  | 22-0      | 0.5                        | 0.5   | 0.0 | .385  | .000  |     |     |     |     |         |     |      |     |     |       |       |        |       |      |     |     |      |       |  |  |
|                                   | <b>22</b> | <b>ALLEN FLANIGAN</b>      | <table border="1"> <thead> <tr> <th></th> <th>GP-GS</th> <th>PPG</th> <th>RPG</th> <th>APG</th> <th>FG%</th> <th>FT%</th> </tr> </thead> <tbody> <tr> <td>2021-22</td> <td>-</td> <td>-</td> <td>-</td> <td>-</td> <td>-</td> <td>-</td> </tr> <tr> <td>Career</td> <td>58-30</td> <td>8.4</td> <td>4.0</td> <td>1.5</td> <td>.439</td> <td>.704</td> </tr> </tbody> </table>                 |     | GP-GS | PPG   | RPG | APG | FG% | FT% | 2021-22 | -   | -    | -   | -   | -     | -     | Career | 58-30 | 8.4  | 4.0 | 1.5 | .439 | .704  | <p><b>JR » G » 6-6 » 220 » Little Rock, Ark. » Parkview Magnet HS</b></p> <ul style="list-style-type: none"> <li>• 2021-22 Preseason All-SEC First Team selection.</li> <li>• Recovering from a successful procedure to repair his right Achilles.</li> <li>• Son of assistant coach and former AU All-SEC guard Wes Flanigan.</li> </ul>  | <p><b>Career-Highs</b></p> <p>Pts _____ 24<br/>                 Reb _____ 10<br/>                 Ast _____ 6 (2x)<br/>                 Blk _____ 1 (9x)<br/>                 Min _____ 37</p>     |
|   | GP-GS     | PPG                        | RPG   | APG | FG%   | FT%   |     |     |     |     |         |     |      |     |     |       |       |        |       |      |     |     |      |       |  |  |
| 2021-22   | -         | -                          | -   | -   | -     | -     |     |     |     |     |         |     |      |     |     |       |       |        |       |      |     |     |      |       |  |  |
| Career  | 58-30     | 8.4                        | 4.0   | 1.5 | .439  | .704  |     |     |     |     |         |     |      |     |     |       |       |        |       |      |     |     |      |       |  |  |
|  | <b>23</b> | <b>"STRETCH" AKINGBOLA</b> | <table border="1"> <thead> <tr> <th></th> <th>GP-GS</th> <th>PPG</th> <th>RPG</th> <th>BPG</th> <th>FG%</th> <th>FT%</th> </tr> </thead> <tbody> <tr> <td>2021-22</td> <td>2-0</td> <td>0.0</td> <td>0.0</td> <td>0.0</td> <td>.000</td> <td>.000</td> </tr> <tr> <td>Career</td> <td>42-0</td> <td>1.3</td> <td>1.7</td> <td>0.7</td> <td>.458</td> <td>.348</td> </tr> </tbody> </table>    |     | GP-GS | PPG   | RPG | BPG | FG% | FT% | 2021-22 | 2-0 | 0.0  | 0.0 | 0.0 | .000  | .000  | Career | 42-0  | 1.3  | 1.7 | 0.7 | .458 | .348  | <p><b>JR » C » 6-10 » 245 » Ogun, Nigeria » McEachern HS</b></p> <ul style="list-style-type: none"> <li>• Selected to participate in the SEC Basketball Leadership Council in September.</li> <li>• Averaged 1.9 points, 2.6 rebounds, 0.9 blocks per game last season.</li> </ul>   | <p><b>Career-Highs</b></p> <p>Pts _____ 7<br/>                 Reb _____ 8<br/>                 Ast _____ 2<br/>                 Stl _____ 2 (2x)<br/>                 Min _____ 26</p>            |
|   | GP-GS     | PPG                        | RPG   | BPG | FG%   | FT%   |     |     |     |     |         |     |      |     |     |       |       |        |       |      |     |     |      |       |  |  |
| 2021-22   | 2-0       | 0.0                        | 0.0   | 0.0 | .000  | .000  |     |     |     |     |         |     |      |     |     |       |       |        |       |      |     |     |      |       |  |  |
| Career  | 42-0      | 1.3                        | 1.7   | 0.7 | .458  | .348  |     |     |     |     |         |     |      |     |     |       |       |        |       |      |     |     |      |       |  |  |
|                                   | <b>24</b> | <b>LIOR BERMAN</b>         | <table border="1"> <thead> <tr> <th></th> <th>GP-GS</th> <th>PPG</th> <th>RPG</th> <th>APG</th> <th>FG%</th> <th>FT%</th> </tr> </thead> <tbody> <tr> <td>2021-22</td> <td>4-0</td> <td>1.5</td> <td>1.0</td> <td>0.4</td> <td>.500</td> <td>.000</td> </tr> <tr> <td>Career</td> <td>17-0</td> <td>1.1</td> <td>0.4</td> <td>0.1</td> <td>.368</td> <td>1.000</td> </tr> </tbody> </table>   |     | GP-GS | PPG   | RPG | APG | FG% | FT% | 2021-22 | 4-0 | 1.5  | 1.0 | 0.4 | .500  | .000  | Career | 17-0  | 1.1  | 0.4 | 0.1 | .368 | 1.000 | <p><b>JR » G » 6-4 » 215 » Birmingham, Ala. » Mountain Brook HS</b></p> <ul style="list-style-type: none"> <li>• Scored a career-high 6 pts at South Carolina last season (Jan. 23).</li> <li>• Came off the bench a registered a season-high two points and one rebound in eight minutes of action versus Loyola.</li> </ul>  | <p><b>Career-Highs</b></p> <p>Pts _____ 6<br/>                 Reb _____ 3<br/>                 Ast _____ 1<br/>                 Stl _____ -<br/>                 Min _____ 9</p>                  |
|   | GP-GS     | PPG                        | RPG   | APG | FG%   | FT%   |     |     |     |     |         |     |      |     |     |       |       |        |       |      |     |     |      |       |  |  |
| 2021-22   | 4-0       | 1.5                        | 1.0   | 0.4 | .500  | .000  |     |     |     |     |         |     |      |     |     |       |       |        |       |      |     |     |      |       |  |  |
| Career  | 17-0      | 1.1                        | 0.4   | 0.1 | .368  | 1.000 |     |     |     |     |         |     |      |     |     |       |       |        |       |      |     |     |      |       |  |  |
|                                   | <b>25</b> | <b>CHANDLER LEOPARD</b>    | <table border="1"> <thead> <tr> <th></th> <th>GP-GS</th> <th>PPG</th> <th>RPG</th> <th>APG</th> <th>FG%</th> <th>FT%</th> </tr> </thead> <tbody> <tr> <td>2021-22</td> <td>2-0</td> <td>1.5</td> <td>0.5</td> <td>0.0</td> <td>1.000</td> <td>.000</td> </tr> <tr> <td>Career</td> <td>5-0</td> <td>1.2</td> <td>0.4</td> <td>0.0</td> <td>.667</td> <td>.000</td> </tr> </tbody> </table>    |     | GP-GS | PPG   | RPG | APG | FG% | FT% | 2021-22 | 2-0 | 1.5  | 0.5 | 0.0 | 1.000 | .000  | Career | 5-0   | 1.2  | 0.4 | 0.0 | .667 | .000  | <p><b>JR » G » 6-3 » 195 » Athens, Ala. » Athens HS</b></p> <ul style="list-style-type: none"> <li>• Works hard defensively and is a great part of the scout team.</li> </ul>  | <p><b>Career-Highs</b></p> <p>Pts _____ 3<br/>                 Reb _____ 1<br/>                 Ast _____ -<br/>                 Stl _____ -<br/>                 Min _____ 3</p>                  |
|   | GP-GS     | PPG                        | RPG   | APG | FG%   | FT%   |     |     |     |     |         |     |      |     |     |       |       |        |       |      |     |     |      |       |  |  |
| 2021-22   | 2-0       | 1.5                        | 0.5   | 0.0 | 1.000 | .000  |     |     |     |     |         |     |      |     |     |       |       |        |       |      |     |     |      |       |  |  |
| Career  | 5-0       | 1.2                        | 0.4   | 0.0 | .667  | .000  |     |     |     |     |         |     |      |     |     |       |       |        |       |      |     |     |      |       |  |  |
|                                   | <b>33</b> | <b>CHASE MAASDORP</b>      | <table border="1"> <thead> <tr> <th></th> <th>GP-GS</th> <th>PPG</th> <th>RPG</th> <th>APG</th> <th>FG%</th> <th>FT%</th> </tr> </thead> <tbody> <tr> <td>2021-22</td> <td>2-0</td> <td>0.0</td> <td>0.0</td> <td>0.5</td> <td>.000</td> <td>.000</td> </tr> <tr> <td>Career</td> <td>15-0</td> <td>0.4</td> <td>0.2</td> <td>0.1</td> <td>.286</td> <td>.250</td> </tr> </tbody> </table>    |     | GP-GS | PPG   | RPG | APG | FG% | FT% | 2021-22 | 2-0 | 0.0  | 0.0 | 0.5 | .000  | .000  | Career | 15-0  | 0.4  | 0.2 | 0.1 | .286 | .250  | <p><b>SR » G » 6-0 » 170 » Lakewood Ranch, Fla. » Out-of-Door Academy</b></p> <ul style="list-style-type: none"> <li>• Returns home to the Tampa-Sarasota area this weekend.</li> <li>• Veteran member on the team.</li> </ul>   | <p><b>Career-Highs</b></p> <p>Pts _____ 4<br/>                 Reb _____ 1 (3x)<br/>                 Ast _____ 1<br/>                 Blk _____ -<br/>                 Min _____ 4</p>             |
|   | GP-GS     | PPG                        | RPG   | APG | FG%   | FT%   |     |     |     |     |         |     |      |     |     |       |       |        |       |      |     |     |      |       |  |  |
| 2021-22   | 2-0       | 0.0                        | 0.0   | 0.5 | .000  | .000  |     |     |     |     |         |     |      |     |     |       |       |        |       |      |     |     |      |       |  |  |
| Career  | 15-0      | 0.4                        | 0.2   | 0.1 | .286  | .250  |     |     |     |     |         |     |      |     |     |       |       |        |       |      |     |     |      |       |  |  |
|                                   | <b>35</b> | <b>DEVAN CAMBRIDGE</b>     | <table border="1"> <thead> <tr> <th></th> <th>GP-GS</th> <th>PPG</th> <th>RPG</th> <th>BPG</th> <th>FG%</th> <th>FT%</th> </tr> </thead> <tbody> <tr> <td>2021-22</td> <td>5-5</td> <td>6.4</td> <td>2.6</td> <td>0.2</td> <td>.419</td> <td>.750</td> </tr> <tr> <td>Career</td> <td>63-24</td> <td>6.4</td> <td>2.9</td> <td>0.4</td> <td>.395</td> <td>.514</td> </tr> </tbody> </table>   |     | GP-GS | PPG   | RPG | BPG | FG% | FT% | 2021-22 | 5-5 | 6.4  | 2.6 | 0.2 | .419  | .750  | Career | 63-24 | 6.4  | 2.9 | 0.4 | .395 | .514  | <p><b>JR » G » 6-6 » 210 » Nashville, Tenn. » Hillcrest Prep</b></p> <ul style="list-style-type: none"> <li>• Appeared in all 27 games last season and earned 19 starts.</li> <li>• Registered seven points on 3-of-4 shooting from the field and added two rebounds and two steals in the win over Loyola.</li> </ul>   | <p><b>Career-Highs</b></p> <p>Pts _____ 26<br/>                 Reb _____ 10<br/>                 Ast _____ 3 (2x)<br/>                 Stl _____ 3 (3x)<br/>                 Min _____ 38</p>     |
|   | GP-GS     | PPG                        | RPG   | BPG | FG%   | FT%   |     |     |     |     |         |     |      |     |     |       |       |        |       |      |     |     |      |       |  |  |
| 2021-22   | 5-5       | 6.4                        | 2.6   | 0.2 | .419  | .750  |     |     |     |     |         |     |      |     |     |       |       |        |       |      |     |     |      |       |  |  |
| Career  | 63-24     | 6.4                        | 2.9   | 0.4 | .395  | .514  |     |     |     |     |         |     |      |     |     |       |       |        |       |      |     |     |      |       |  |  |
|                                   | <b>44</b> | <b>DYLAN CARDWELL</b>      | <table border="1"> <thead> <tr> <th></th> <th>GP-GS</th> <th>PPG</th> <th>RPG</th> <th>BPG</th> <th>FG%</th> <th>FT%</th> </tr> </thead> <tbody> <tr> <td>2021-22</td> <td>5-0</td> <td>1.2</td> <td>2.8</td> <td>0.8</td> <td>.600</td> <td>.000</td> </tr> <tr> <td>Career</td> <td>32-0</td> <td>3.4</td> <td>3.5</td> <td>0.7</td> <td>.697</td> <td>.571</td> </tr> </tbody> </table>    |     | GP-GS | PPG   | RPG | BPG | FG% | FT% | 2021-22 | 5-0 | 1.2  | 2.8 | 0.8 | .600  | .000  | Career | 32-0  | 3.4  | 3.5 | 0.7 | .697 | .571  | <p><b>SO » C » 6-11 » 256 » Augusta, Ga. » McEachern HS</b></p> <ul style="list-style-type: none"> <li>• Shot a team-best 70.5 percent from the floor last season.</li> <li>• Wants people to call him "RED" this year (which stands for Rebounding, Energy and Defense).</li> </ul>   | <p><b>Career-Highs</b></p> <p>Pts _____ 10<br/>                 Reb _____ 8<br/>                 Ast _____ 3<br/>                 Blk _____ 2 (6x)<br/>                 Min _____ 29</p>           |
|   | GP-GS     | PPG                        | RPG   | BPG | FG%   | FT%   |     |     |     |     |         |     |      |     |     |       |       |        |       |      |     |     |      |       |  |  |
| 2021-22   | 5-0       | 1.2                        | 2.8   | 0.8 | .600  | .000  |     |     |     |     |         |     |      |     |     |       |       |        |       |      |     |     |      |       |  |  |
| Career  | 32-0      | 3.4                        | 3.5   | 0.7 | .697  | .571  |     |     |     |     |         |     |      |     |     |       |       |        |       |      |     |     |      |       |  |  |

## 2021-22 NUMERICAL ROSTER

| No. | Name                | Pos. | Ht.  | Wt. | Cl. | Hometown (Last School)                         |
|-----|---------------------|------|------|-----|-----|--|
| 0   | K.D. Johnson        | G    | 6-0  | 204 | So. | Atlanta, Ga. (Georgia)                         |
| 1   | Wendell Green Jr.   | G    | 5-11 | 175 | So. | Detroit, Mich. (Eastern Kentucky)              |
| 2   | Jaylin Williams     | F    | 6-8  | 230 | So. | Nahunta, Ga. (Brantley County HS)              |
| 5   | Chris Moore         | F    | 6-6  | 230 | So. | West Memphis, Ark. (West Memphis HS)           |
| 10  | Jabari Smith        | F    | 6-10 | 220 | Fr. | Tyrone, Ga. (Sandy Creek HS)                   |
| 12  | Zep Jasper          | G    | 6-0  | 185 | Sr. | Augusta, Ga. (College of Charleston)           |
| 13  | Walker Kessler      | F/C  | 7-1  | 255 | So. | Newnan, Ga. (North Carolina)                   |
| 14  | Preston Cook        | G    | 6-4  | 200 | Sr. | Auburn, Ala. (Auburn HS)                       |
| 20  | Carter Sobera       | G    | 6-5  | 200 | So. | Birmingham, Ala. (Mountain Brook HS)           |
| 21  | Ty Cressman         | F    | 6-7  | 237 | So. | Greensboro, N.C. (Bishop McGuinness HS)        |
| 22  | Allen Flanigan      | G    | 6-6  | 220 | Jr. | Little Rock, Ark. (Parkview Magnet HS)         |
| 23  | Babatunde Akingbola | C    | 6-10 | 245 | Jr. | Ogun, Nigeria (McEachern HS [Ga.])             |
| 24  | Lior Berman         | G    | 6-4  | 215 | Jr. | Birmingham, Ala. (Mountain Brook HS)           |
| 25  | Chandler Leopard    | G    | 6-3  | 195 | Jr. | Athens, Ala. (Athens HS)                       |
| 31  | Michael Whitmore    | G    | 5-10 | 160 | Fr. | College Park, Ga. (Lee University [Tenn.])     |
| 33  | Chase Maasdorp      | G    | 6-0  | 170 | Sr. | Lakewood Ranch, Fla. (The Out-of-Door Academy) |
| 35  | Devan Cambridge     | G    | 6-6  | 210 | Jr. | Nashville, Tenn. (Hillcrest Prep [Ariz.])      |
| 44  | Dylan Cardwell      | C    | 6-11 | 256 | So. | Augusta, Ga. (McEachern HS)                    |

Head Coach: Bruce Pearl (8th Season)  
 Assistant Coach: Ira Bowman (4th Season)  
 Assistant Coach: Wes Flanigan (4th Season)  
 Assistant Coach: Steven Pearl (8th Season)  
 Director of Operations/Chief of Staff: Chad Prewett (8th Season)  
 Recruiting Coordinator/Assistant to the Head Coach: Mike Burgomaster (6th Season)  
 Athletic Trainer: Clark Pearson (12th Season)  
 Strength & Conditioning Coach: Damon Davis (12th Season)  
 Director of Player Development: Marquis Daniels (3rd Season)  
 Video Coordinator: Ian Borders (4th Season)

## 2021-22 ALPHABETICAL ROSTER

| No. | Name                | Pos. | Ht.  | Wt. | Cl. | Hometown (Last School)                         |
|-----|---------------------|------|------|-----|-----|--|
| 23  | Babatunde Akingbola | C    | 6-10 | 245 | Jr. | Ogun, Nigeria (McEachern HS [Ga.])             |
| 24  | Lior Berman         | G    | 6-4  | 215 | Jr. | Birmingham, Ala. (Mountain Brook HS)           |
| 35  | Devan Cambridge     | G    | 6-6  | 210 | Jr. | Nashville, Tenn. (Hillcrest Prep [Ariz.])      |
| 44  | Dylan Cardwell      | C    | 6-11 | 256 | So. | Augusta, Ga. (McEachern HS)                    |
| 14  | Preston Cook        | G    | 6-4  | 200 | Sr. | Auburn, Ala. (Auburn HS)                       |
| 21  | Ty Cressman         | F    | 6-7  | 237 | So. | Greensboro, N.C. (Bishop McGuinness HS)        |
| 22  | Allen Flanigan      | G    | 6-6  | 220 | Jr. | Little Rock, Ark. (Parkview Magnet HS)         |
| 1   | Wendell Green Jr.   | G    | 5-11 | 175 | So. | Detroit, Mich. (Eastern Kentucky)              |
| 12  | Zep Jasper          | G    | 6-0  | 185 | Sr. | Augusta, Ga. (College of Charleston)           |
| 0   | K.D. Johnson        | G    | 6-0  | 204 | So. | Atlanta, Ga. (Georgia)                         |
| 13  | Walker Kessler      | F/C  | 7-1  | 255 | So. | Newnan, Ga. (North Carolina)                   |
| 25  | Chandler Leopard    | G    | 6-3  | 195 | Jr. | Athens, Ala. (Athens HS)                       |
| 33  | Chase Maasdorp      | G    | 6-0  | 170 | Sr. | Lakewood Ranch, Fla. (The Out-of-Door Academy) |
| 5   | Chris Moore         | F    | 6-6  | 230 | So. | West Memphis, Ark. (West Memphis HS)           |
| 20  | Carter Sobera       | G    | 6-5  | 200 | So. | Birmingham, Ala. (Mountain Brook HS)           |
| 10  | Jabari Smith        | F    | 6-10 | 220 | Fr. | Tyrone, Ga. (Sandy Creek HS)                   |
| 31  | Michael Whitmore    | G    | 5-10 | 160 | Fr. | College Park, Ga. (Lee University [Tenn.])     |
| 2   | Jaylin Williams     | F    | 6-8  | 230 | So. | Nahunta, Ga. (Brantley County HS)              |

## ROSTER BY CLASS

Freshmen (2) - Jabari Smith and Michael Whitmore

Sophomores (8) - Dylan Cardwell, Ty Cressman, Wendell Green Jr., K.D. Johnson, Walker Kessler, Chris Moore, Carter Sobera and Jaylin Williams

Juniors (5) - Babatunde Akingbola, Lior Berman, Devan Cambridge, Allen Flanigan and Chandler Leopard

Seniors (3) - Preston Cook, Zep Jasper and Chase Maasdorp

## PRONUNCIATION GUIDE

BABATUNDE AKINGBOLA  
 bah-bah-TOON-day AH-king-boh-luh  
 LIOR Berman LEE-oar  
 DEVAN Cambridge DEV-in  
 JAYLIN Williams JAY-lynn

## QUICK FACTS

### UNIVERSITY INFORMATION

Location \_\_\_\_\_ Auburn, Ala.  
 Founded \_\_\_\_\_ 1856  
 Enrollment \_\_\_\_\_ 30,737  
 Nickname \_\_\_\_\_ Tigers  
 Colors \_\_\_\_\_ Burnt Orange and Navy Blue  
 Conference \_\_\_\_\_ Southeastern (SEC)

### ADMINISTRATION

President \_\_\_\_\_ Dr. Jay Gogue  
 Director of Athletics \_\_\_\_\_ Allen Greene  
 Athletics Phone \_\_\_\_\_ 855-282-2010

### BASKETBALL STAFF INFORMATION

Head Coach \_\_\_\_\_ Bruce Pearl  
 Alma Mater \_\_\_\_\_ Boston College '82  
 Career Record \_\_\_\_\_ 604-238 (.717)  
 Seasons \_\_\_\_\_ 27  
 Record at Auburn \_\_\_\_\_ 142-93 (.604)  
 Seasons \_\_\_\_\_ 8  
 Assistant Coach \_\_\_\_\_ Ira Bowman  
 Alma Mater \_\_\_\_\_ Penn '96  
 Assistant Coach \_\_\_\_\_ Wes Flanigan  
 Alma Mater \_\_\_\_\_ Auburn '97  
 Assistant Coach \_\_\_\_\_ Steven Pearl  
 Alma Mater \_\_\_\_\_ Tennessee '10  
 Director of Operations / Chief of Staff \_\_\_\_\_ Chad Prewett  
 Alma Mater \_\_\_\_\_ Troy State '94  
 Recruiting Coordinator \_\_\_\_\_ Mike Burgomaster  
 Alma Mater \_\_\_\_\_ Miami '16  
 Athletic Trainer \_\_\_\_\_ Clark Pearson  
 Alma Mater \_\_\_\_\_ Kentucky '96  
 Strength & Conditioning Coach \_\_\_\_\_ Damon Davis  
 Alma Mater \_\_\_\_\_ Western Illinois '03  
 Director of Player Development \_\_\_\_\_ Marquis Daniels  
 Alma Mater \_\_\_\_\_ Auburn '03  
 Video Coordinator \_\_\_\_\_ Ian Borders  
 Alma Mater \_\_\_\_\_ Louisville '07

### PROGRAM INFORMATION

First Year of Basketball \_\_\_\_\_ 1905-06  
 All-Time Record \_\_\_\_\_ 1409-1227-1 (.534)  
 All-Time SEC Record \_\_\_\_\_ 629-759 (.453)  
 SEC Championships \_\_\_\_\_ 3 (1960, 1999, 2018)  
 SEC Tournament Titles \_\_\_\_\_ 2 (1985, 2019)  
 NCAA Tournament Appearances \_\_\_\_\_ 10  
 NCAA Tournament Record \_\_\_\_\_ 17-10  
 All-Americans \_\_\_\_\_ 13  
 All-SEC Selections \_\_\_\_\_ 93

### TEAM INFORMATION

2020-21 Record \_\_\_\_\_ 13-14  
 SEC Record / Finish \_\_\_\_\_ 7-11 / 2nd  
 Home / Away / Neutral \_\_\_\_\_ 8-5 / 3-8 / 2-1  
 Associated Press Final Ranking \_\_\_\_\_ N/A  
 USA Today Final Ranking \_\_\_\_\_ N/A  
 Letterwinners Returning / Lost \_\_\_\_\_ 12 / 6  
 Starters Returning / Lost \_\_\_\_\_ 3 / 2  
 Newcomers \_\_\_\_\_ 6

### ATHLETICS COMMUNICATIONS

Associate AD \_\_\_\_\_ Kirk Sampson  
 Director of Communications (MBB Contact)  
 \_\_\_\_\_ Marlene Navor  
 Cell \_\_\_\_\_ 334-750-2381  
 E-Mail \_\_\_\_\_ mnavor@auburn.edu

### SOCIAL MEDIA

@AuburnMBB \_\_\_\_\_ #WarEagle



**BRUCE PEARL**

Head Coach

8th year at Auburn • 142-93  
27th year overall • 604-238



- 7 National Coach of the Year Awards, 2006 Basketball Times, CBSsportsline, Sporting News National Coach of the Year

- 2006 & 2008 AP SEC Coach of the Year, 2008 SEC Co-Coach of the Year

- 2008 Rupp Cup Co-winner

- Has advanced to postseason play in 20 of 26 years as a head coach. In 2019-20, had a second-place finish in the SEC with a 25-6 record, including 12-6 in league play, that would be 21 of 25 years in the postseason not been canceled due to COVID

- Set single-season wins records at four different schools (29 at Southern Indiana in 1995; 26 at Wisconsin-Milwaukee in 2005; 31 at Tennessee in 2008; 30 at Auburn in 2019)

- Pearl has achieved a top-5 national ranking at Southern Indiana, Tennessee and Auburn. He has been in the top five in 10 seasons (1994-2001 at Southern Indiana, 2007-08 at Tennessee, 2019-20 at Auburn)

- Bruce Pearl's teams have led their conference in scoring 17 of the 26 years that he has been a head coach. His squads were the SEC's scoring champion in four of his six seasons at Tennessee, averaging 77.4 ppg while allowing 70.5 ppg

- One of 12 coaches to lead three different DI programs to the Sweet 16, joining Rick Barnes, Gene Bartow, John Calipari, Lon Kruger, Frank McGuire, Ralph Miller, Rick Pitino, Bill Self, Tubby Smith, Eddie Sutton and Bruce Weber. Including his stint at DII Southern Indiana, Pearl is one of only three coaches to take four programs (with three at the DI level) to the Sweet 16, joining Lon Kruger and Eddie Sutton

- With the win over Kentucky that sent Auburn to its first Final Four in program history, Pearl notched his 100th win as head coach of the Tigers. He is the first coach in Auburn history to have 100 wins in his first five seasons

- Bruce Pearl is the 11th coach in SEC history to win four conference crowns (overall or division) in a 10-year span. He is on the same list as Adolph Rupp (UK), Babe McCarthy (MSU), Billy Donovan (UF), Dale Brown (LSU), Joe Hall (UK), John Calipari (UK), Nolan Richardson (ARK), Rick Pitino (UK), Rick Stansbury (MSU) and Tubby Smith (UK)

- Auburn sold out of season tickets for the seventh consecutive year in 2021-22 (excluding COVID restricted seating season of 2020-21), all under Pearl, to continue the school record streak. Prior to Pearl, the only other time the Tigers sold out of season tickets came was 1999-2000

- In 26 full years as a head coach, Bruce Pearl's teams have finished either first or second in conference play 17 times

- At the Division I level, Pearl's teams have topped the 100-point mark 22 times, including a high of 124 in 2009 as well as 121 in the 2007 NCAA Tournament. In his second year as a coach at Southern Indiana the team averaged 101.7 ppg

- In the past five seasons, Auburn has the best non-conference record in the SEC during the regular season at 53-7 (.883), while scheduling regular NCAA Tournament teams in Arizona, Davidson, Dayton, Duke, Iowa State, Middle Tennessee, Murray State, Oklahoma, Texas Tech, UConn and Xavier

- His teams have been just as successful off the court as Auburn has had 32 graduates in six years – the most in the SEC. In 2018, Auburn received an Academic Progress Rate Public Recognition Award marking the first time the Tigers have been honored since the award began tracking data in 2004. The NCAA annually honors teams earning multiyear Academic Progress Rates in the top 10 percent of all squads in each sport

**HEAD COACHING RECORD**

| Year    | School           | Record         | Postseason            |
|---------|------------------|----------------|-----------------------|
| 1992-93 | Southern Indiana | 22-7           | NCAA Region 3rd Place |
| 1993-94 | Southern Indiana | 28-4           | NCAA Runner-Up        |
| 1994-95 | Southern Indiana | 29-4           | NCAA Champions        |
| 1995-96 | Southern Indiana | 25-4           | NCAA Sweet 16         |
| 1996-97 | Southern Indiana | 23-5           | NCAA First Round      |
| 1997-98 | Southern Indiana | 27-6           | NCAA Sweet 16         |
| 1998-99 | Southern Indiana | 26-6           | NCAA Sweet 16         |
| 1999-00 | Southern Indiana | 25-6           | NCAA Sweet 16         |
| 2000-01 | Southern Indiana | 26-4           | NCAA First Round      |
|         | <b>Total</b>     | <b>231-46</b>  |                       |
| 2001-02 | Milwaukee        | 16-13          | -                     |
| 2002-03 | Milwaukee        | 24-8           | NCAA First Round      |
| 2003-04 | Milwaukee        | 20-11          | NIT First Round       |
| 2004-05 | Milwaukee        | 26-6           | NCAA Sweet 16         |
|         | <b>Total</b>     | <b>86-38</b>   |                       |
| 2005-06 | Tennessee        | 22-8           | NCAA Second Round     |
| 2006-07 | Tennessee        | 24-11          | NCAA Sweet 16         |
| 2007-08 | Tennessee        | 31-5           | NCAA Sweet 16         |
| 2008-09 | Tennessee        | 21-13          | NCAA First Round      |
| 2009-10 | Tennessee        | 28-9           | NCAA Elite Eight      |
| 2010-11 | Tennessee        | 19-15          | -                     |
|         | <b>Total</b>     | <b>145-61</b>  |                       |
| 2014-15 | Auburn           | 15-20          | -                     |
| 2015-16 | Auburn           | 11-20          | -                     |
| 2016-17 | Auburn           | 18-14          | -                     |
| 2017-18 | Auburn           | 26-8           | NCAA Second Round     |
| 2018-19 | Auburn           | 30-10          | NCAA Final Four       |
| 2019-20 | Auburn           | 25-6           | (Canceled)            |
| 2020-21 | Auburn           | 13-14          |                       |
| 2021-22 | Auburn           | 4-1            |                       |
|         | <b>Total</b>     | <b>142-93</b>  |                       |
|         | <b>Career</b>    | <b>604-238</b> |                       |

- Auburn recently secured its fourth perfect APR score of 1,000 in mid-May, something that has never been accomplished in program history

- In the past five years, Auburn men's basketball has averaged an APR of 995 (out of 1,000). In the previous four seasons before Pearl and his staff arrived, Auburn's APR average score was 940

- Pearl started AUTLIVE at Auburn in 2015-16 to benefit cancer patients in the fight to beat cancer. AUTLIVE raises the awareness of cancer prevention and detection while t-shirt sales and donations raise money to benefit cancer patients. He initiated the OUTLIVE program in 2009 at Tennessee in recognition of former Vol Chris Lofton, who beat testicular cancer through early diagnosis and treatment and went on to play the entire 2007-08 season while recovering from his battle with the disease

- On Dec. 19, 2019, Children's Harbor in Birmingham, Ala. dedicated their on-site basketball court in honor of the charitable work done by Coach Pearl and the Pearl family over the last six years.

- Bruce Pearl has raised over \$1.2 million in only six golf tournaments at Auburn. Pearl and his wife, Brandy, have remarkably raised \$770,000 in the last three years benefitting Children's Harbor in Birmingham through the Bruce Pearl Fore the Children Golf Classic. The mission of Children's Harbor is to help children with serious illness and their families

- The Bruce Pearl Family Foundation in conjunction with L5 Foundation, an organization dedicated to addressing the essential and basic needs of cancer patients, donated \$20,000 to five charities in a ceremony in Knoxville in August 2015

- The Pearl family announced on Feb. 27, 2007, a \$100,000 donation to endow a scholarship in the name of former Tennessee player Dane Bradshaw. The Dane Bradshaw Athletic Scholarship Endowment is awarded to the male or female student-athlete at UT who best epitomizes the characteristics of the 2006-07 senior captain

## TOP PERFORMANCES UNDER PEARL AT AUBURN

## MOST POINTS TEAM

- 119, vs. Northwestern State (Nov. 27, 2015)  
119, vs. Winthrop (Nov. 24, 2017)
- 117, vs. Coastal Carolina (Dec. 15, 2016)
- 116, vs. CSUN (Nov. 15, 2019)
- 109, vs. UConn (Nov. 24, 2021)

## MOST POINTS INDIVIDUAL

- 34, Bryce Brown vs. Dayton (Dec. 8, 2018)
- 33, Samir Doughty vs. CSUN (Nov. 15, 2019)
- 32, Samir Doughty at Tennessee (Mar. 7, 2020)
- 31, Bryce Brown vs. Norfolk State (Nov. 10, 2017)  
31, Mustapha Heron vs. Winthrop (Nov. 24, 2017)  
31, Jared Harper at UAB (Dec. 15, 2018)

## MOST REBOUNDS TEAM

- 66, vs. Mississippi College (Nov. 14, 2018)
- 60, vs. Alabama (Feb. 12, 2020)
- 52, vs. Gardner-Webb (Dec. 6, 2017)  
52, vs. CSUN (Nov. 15, 2019)
- 51, vs. Eastern Kentucky (Nov. 17, 2016)  
51, at UConn (Dec. 23, 2016)

## MOST REBOUNDS INDIVIDUAL

- 19, Cinmeon Bowers at Middle Tennessee (Dec. 12, 2015)
- 18, Cinmeon Bowers vs. Alabama (Jan. 19, 2016)  
18, Cinmeon Bowers vs. Ole Miss (Feb. 20, 2016)
- 17, Cinmeon Bowers vs. Milwaukee (Nov. 14, 2014)  
17, Cinmeon Bowers vs. Winthrop (Dec. 17, 2014)  
17, Cinmeon Bowers vs. Mississippi State (Jan. 21, 2015)  
17, Horace Spencer vs. Mississippi College (Nov. 14, 2018)  
17, Austin Wiley vs. Alabama (Feb. 12, 2020)

## MOST 3-POINTERS TEAM

- 21, vs. Coastal Carolina (Dec. 15, 2016)
- 18, vs. South Alabama (Nov. 6, 2018)  
18, vs. LSU (Feb. 8, 2020)
- 17, vs. Northwestern State (Nov. 27, 2015)  
17, vs. Vanderbilt (Feb. 3, 2018)  
17, vs. Arkansas (Feb. 20, 2019)  
17, vs. North Carolina (Mar. 29, 2019)  
17, vs. CSUN (Nov. 15, 2019)

## MOST 3-POINTERS INDIVIDUAL

- 9, Bryce Brown at Arkansas (Feb. 17, 2016)
- 8, Kareem Canty at Middle Tennessee (Dec. 12, 2015)  
8, Bryce Brown vs. South Carolina (Mar. 3, 2018)  
8, Samir Doughty at Tennessee (Mar. 7, 2020)
- 7, KT Harrell vs. Coastal Carolina (Dec. 5, 2014)  
7, Bryce Brown at Ole Miss (Jan. 9, 2019)  
7, Bryce Brown vs. Kansas (Mar. 23, 2019)

## MOST FT MADE TEAM

- 33, vs. UConn (Nov. 24, 2021)  
33, vs. Kentucky (Feb. 1, 2020)
- 31, vs. Arkansas (Feb. 10, 2015)  
31, at Arkansas – Feb. 27, 2018)
- 30, at South Carolina (Feb. 17, 2018)  
30, at Missouri (Feb. 15, 2020)

## MOST FT MADE INDIVIDUAL

- 15, KT Harrell vs. Georgia (Mar. 3, 2015)  
15, Jared Harper at UAB (Dec. 15, 2018)
- 14, Jared Harper vs. Ole Miss (Jan. 7, 2017)  
14, Samir Doughty vs. Kentucky (Feb. 1, 2020)
- 12, Desean Murray vs. Ole Miss (Jan. 9, 2018)  
12, Jared Harper vs. South Carolina (Mar. 15, 2019)

## MOST FT ATTEMPTED TEAM

- 46, at Missouri (Feb. 15, 2020)
- 44, vs. Kentucky (Feb. 1, 2020)

- 42, vs. Eastern Kentucky (Nov. 17, 2016)  
42, vs. Alabama (Jan. 21, 2017)
- 41, vs. UConn (Nov. 24, 2021)

## MOST FT ATTEMPTED INDIVIDUAL

- 18, Cinmeon Bowers vs. Missouri (Jan. 10, 2015)  
18, KT Harrell vs. LSU (Mar. 13, 2015)  
18, Austin Wiley vs. Alabama (Jan. 21, 2017)
- 17, Jared Harper vs. Ole Miss (Jan. 7, 2017)
- 16, Cinmeon Bowers vs. LSU (Feb. 2, 2016)  
16, Jared Harper at UAB (Dec. 15, 2018)  
16, K.D. Johnson vs. UConn (Nov. 24, 2021)

## MOST ASSISTS TEAM

- 27, vs. CSUN (Nov. 15, 2019)
- 25, vs. Saint Peter's (Nov. 28, 2018)
- 24, vs. South Alabama (Nov. 6, 2018)
- 23, vs. Northwestern State (Nov. 27, 2015)  
23, vs. USC Upstate (Nov. 29, 2016)  
23, at TCU (Jan. 28, 2017)  
23, vs. North Florida (Dec. 29, 2018)

## MOST ASSISTS INDIVIDUAL

- 16, J'Von McCormick vs. CSUN (Nov. 15, 2019)
- 14, Jared Harper vs. Vanderbilt (Feb. 3, 2018)
- 13, Jared Harper vs. South Alabama (Nov. 6, 2018)
- 13, Jared Harper vs. North Carolina (Mar. 29, 2019)
- 10, Kareem Canty vs. Northwestern State (Nov. 27, 2015)  
10, Jared Harper vs. Gardner-Webb (Dec. 6, 2017)  
10, Jared Harper vs. Murray State (Dec. 22, 2018)  
10, Jared Harper vs. North Florida (Dec. 29, 2018)  
10, J'Von McCormick vs. Texas A&M (Mar. 4, 2020)

## MOST STEALS TEAM

- 20, vs. North Florida (Dec. 29, 2018)
- 18, vs. Tennessee (Feb. 22, 2020)
- 16, vs. Saint Peter's (Nov. 28, 2018)
- 14, vs. Georgia (Jan. 20, 2018)  
14, vs. Alabama (Feb. 21, 2018)  
14, vs. Mississippi College (Nov. 14, 2018)  
14, vs. Florida (Mar. 16, 2019)  
14, vs. Tennessee (Mar. 17, 2019)  
14, vs. New Mexico (Nov. 25, 2019)

## MOST STEALS INDIVIDUAL

- 5, K.C. Ross-Miller vs. Oregon State (Nov. 26, 2014)  
5, K.C. Ross-Miller vs. Middle Tennessee (Dec. 29, 2014)  
5, Antoine Mason at LSU (Feb. 5, 2015)  
5, Malik Dunbar vs. UNC Asheville (Dec. 4, 2018)  
5, Chuma Okeke vs. Murray State (Dec. 22, 2018)  
5, Chuma Okeke vs. North Florida (Dec. 29, 2018)  
5, J'Von McCormick vs. Tennessee (Feb. 22, 2020)  
5, K.D. Johnson vs. UConn (Nov. 24, 2021)

## MOST BLOCKS TEAM

- 12, at Missouri (Jan. 10, 2017)  
12, vs. UNC Asheville (Dec. 4, 2018)
- 11, vs. Boston College (Dec. 12, 2016)  
11, vs. CSUN (Nov. 15, 2019)
- 10, vs. Gardner-Webb (Dec. 6, 2017)  
10, at Murray St. (Dec. 19, 2017)  
10, vs. Cornell (Dec. 30, 2017)  
10, vs. ULM (Nov. 12, 2021)

## MOST BLOCKS INDIVIDUAL

- 7, Horace Spencer at Arkansas (Feb. 17, 2016)
- 6, Horace Spencer vs. Oklahoma State (Jan. 30, 2016)  
6, Horace Spencer vs. Boston College (Dec. 12, 2016)  
6, Anfernee McLemore vs. Gardner-Webb (Dec. 6, 2017)  
6, Anfernee McLemore at Missouri (Jan. 24, 2018)  
6, Anfernee McLemore vs. Lehigh (Dec. 21, 2019)

**A LOOK AT SYRACUSE**

» The Orange are led by Buddy Boeheim, who is averaging a team-best 20.6 points per game. He is on numerous preseason watch lists including the Naismith Award, NABC Player of the Year Award, the Wooden Award and the Jerry West Award.

» Syracuse was picked to finish seventh in the preseason ACC Poll. Last season, the Orange upset No. 6-seed San Diego State and No. 3-seed West Virginia to advance all the way to the NCAA Sweet 16.

**AN AUBURN WIN WOULD ...**

» Give the Tigers' their first-ever win over the Orange in the all-time series between the two schools.

» Auburn is 114-112 (.504) lifetime against opponents hailing from the ACC having last beaten NC State, 79-73, on Dec. 19, 2019 at Auburn Arena.

**ON THE RUN**

» The Tigers have used two big runs this season to lead them to victory. Against Southern Indiana, AU used a 22-0 run to secure a 68-54 win over the Screaming Eagles in exhibition play on Nov. 5. On the road at USEF, Auburn went on a 15-0 run in the second half, for a 58-52 come-from-behind victory.

**PRESEASON HONORS AND WATCH LIST**

» A pair of Tigers appear on some of the nation's top watch lists. Freshman Jabari Smith is a member of the John Wooden Preseason Top 50 Watch List which identifies 50 players for national player of the year and all-America honors. Smith also is on the Karl Malone Award Watch List which is presented each year to the country's top power forward. Sophomore center Walker Kessler is on the Kareem Abdul-Jabbar Award Watch List, given annually to the nation's

top center.

» Allen Flanigan was named to the Coaches' Preseason All-SEC first team while Jabari Smith was named to the second team. Smith, the highest rated player ever signed at Auburn, was the only freshman to be voted on either team.

**ON TO THE LEAGUE**

» Auburn lost four of its top six scorers from last season including a pair of NBA Draft picks in guard Sharife Cooper (20.2 ppg, 8.0 apg) and forward JT Thor (9.4 ppg, 5.0 rpg). Thor was a first round pick of the Charlotte Hornets, while Cooper was a second rounder to the Atlanta Hawks.

**35 IN A ROW**

» Auburn has won 35 consecutive non-conference games at Auburn Arena. It's last non-conference home loss was Jan. 20, 2016 vs. Oklahoma State (63-74). Bruce Pearl is 46-3 at Auburn in non-conference home games.

**TRACKING THE TIGERS**

» Auburn has the best overall record in the SEC since 2017 (98-39).

» From 2017-20, Auburn was one of four major programs to win at least 25 programs each year joining Duke, Kansas and Kentucky.

» Made its first NCAA Final Four appearance in 2019.

» Auburn has graduated 32 players in the last five years, the most of any SEC program.

» Auburn's 4 NBA Draft picks in last three years is tied for seventh most nationally and third in the Southeastern Conference.

» The four draft picks in last three years are the most for Auburn in the modern draft era (Chuma Okeke, Isaac Okoro, JT Thor, Sharife Cooper).

» Auburn one of two programs in the country to beat Kentucky in each of the last four years.

**PLAYER TO WATCH: WALKER KESSLER**

Sophomore big man Walker Kessler has turned in back-to-back games with double-double performances at the Battle 4 Atlantis. He registered 13 points and a game-high 10 rebounds against Loyola Chicago on Thanksgiving Day as well as 14 points and 10 rebounds in a double-overtime thriller versus No. 22 UConn in the opening round of the tournament. Kessler is currently the team's top shot blocker (16) and tied in rebounds per game with Jabari Smith (7.4).



**TALE OF THE TAPE**



|                             |       |      |
|-----------------------------|-------|------|
| Scoring Offense _____       | 79.8  | 80.8 |
| Scoring Defense _____       | 67.8  | 74.8 |
| Scoring Margin _____        | +12.0 | +6.0 |
| Field Goal Pct. _____       | .433  | .472 |
| Field Goal Pct. Def. _____  | .417  | .419 |
| 3-pt. FG Per Game _____     | 8.2   | 8.2  |
| 3-pt. FG Pct. _____         | .315  | .383 |
| 3-pt. FG Pct. Def. _____    | .362  | .369 |
| Free Throw Pct. _____       | .745  | .780 |
| Free Throws Made _____      | 16.4  | 14.2 |
| Rebounds _____              | 37.8  | 38.6 |
| Rebound Margin _____        | +2.6  | +3.8 |
| Assists _____               | 13.6  | 15.6 |
| Assist/Turnover Ratio _____ | 1.2   | 1.4  |
| Turnover Margin _____       | +5.8  | +1.2 |
| Steals _____                | 10.4  | 8.4  |
| Blocks _____                | 6.4   | 4.0  |

**SERIES HISTORY**

|                |               |          |
|----------------|---------------|----------|
| Date           | H/A/N         | Result   |
| March 28, 2003 | _____ N _____ | L, 78-79 |

» Bruce Pearl won his 600th career game in his last regular season game of the 2020-21 season.

» Bruce Pearl is second among active SEC coaches in winning percentage as a head coach (.717).

**FLANIGAN OUT**

» Auburn junior guard Allen Flanigan had a successful procedure in early September to repair his right Achilles after suffering a non-basketball related trauma. Flanigan's surgery was performed at the Andrews Sports Medicine & Orthopedic Center at St. Vincent's Hospital in Birmingham. The SEC's fourth leading returning scorer, Flanigan is expected to miss 12-14 weeks.

» As a sophomore in 2020-21, Flanigan averaged 14.3 points, 5.5 rebounds and 2.9 assists while starting in all 27 games. The most improved scorer in the SEC last season, Flanigan was one of three players in the league to average 14.0 points, 5.0 rebounds and 2.5 assists per game.

**SEC IN STRETCH**

» Babatunde "Stretch" Akingbola represented Auburn at this year's Southeastern Conference Basketball Leadership Council that was held in September. The council consisted of one male representative and one female representative from each of the SEC's 14 institutions. The goal of the leadership council is for student-athletes to serve as a conduit of communication from their teams to the conference office on issues related to student-athlete experience, student-athlete wellness, and to provide feedback on proposed rules governing the SEC and NCAA.



# 2021-22 SEASON STATISTICS



## 2021-22 Auburn Men's Basketball Combined Team Statistics All games

### Game Records

| Record         | Overall | Home | Away | Neutral |
|----------------|---------|------|------|---------|
| ALL GAMES      | 4-1     | 2-0  | 0-0  | 2-1     |
| CONFERENCE     | 0-0     | 0-0  | 0-0  | 0-0     |
| NON-CONFERENCE | 4-1     | 2-0  | 0-0  | 2-1     |

### Score by Periods

| Team      | 1st | 2nd | OT | TOT |
|-----------|-----|-----|----|-----|
| Auburn    | 175 | 198 | 26 | 399 |
| Opponents | 173 | 134 | 32 | 339 |

### Team Box Score

| No.              | Player               | Total    |             |      |                |             | 3-Point       |             | F-Throw       |             | Rebounds  |            |            |             | Other     |          |           |           |           |           |            |             |
|------------------|----------------------|----------|-------------|------|----------------|-------------|---------------|-------------|---------------|-------------|-----------|------------|------------|-------------|-----------|----------|-----------|-----------|-----------|-----------|------------|-------------|
|                  |                      | GP-GS    | MIN         | AVG  | FG-FGA         | FG%         | 3FG-3FGA      | 3FG%        | FT-FTA        | FT%         | OFF       | DEF        | TOT        | AVG         | PF        | DQ       | A         | TO        | BLK       | STL       | PTS        | AVG         |
| 0                | JOHNSON, K.D.        | 5-2      | 131:39      | 26.3 | 21-52          | .404        | 11-25         | .440        | 26-36         | .722        | 2         | 7          | 9          | 1.8         | 15        | 0        | 6         | 5         | 0         | 15        | 79         | 15.8        |
| 10               | SMITH, Jabari        | 5-5      | 146:11      | 29.2 | 24-52          | .462        | 9-22          | .409        | 19-23         | .826        | 4         | 33         | 37         | 7.4         | 10        | 1        | 9         | 7         | 5         | 9         | 76         | 15.2        |
| 1                | GREEN JR., Wendell   | 5-3      | 139:46      | 28.0 | 21-55          | .382        | 10-29         | .345        | 11-14         | .786        | 1         | 21         | 22         | 4.4         | 9         | 0        | 18        | 14        | 0         | 6         | 63         | 12.6        |
| 13               | KESSLER, Walker      | 5-5      | 115:02      | 23.0 | 17-38          | .447        | 2-12          | .167        | 4-10          | .400        | 13        | 24         | 37         | 7.4         | 10        | 0        | 4         | 4         | 16        | 5         | 40         | 8.0         |
| 2                | WILLIAMS, Jaylin     | 5-0      | 100:44      | 20.1 | 16-28          | .571        | 2-9           | .222        | 4-5           | .800        | 4         | 11         | 15         | 3.0         | 11        | 0        | 5         | 9         | 6         | 3         | 38         | 7.6         |
| 35               | CAMBRIDGE, Devan     | 5-5      | 121:17      | 24.3 | 13-31          | .419        | 3-17          | .176        | 3-4           | .750        | 5         | 8          | 13         | 2.6         | 10        | 0        | 5         | 4         | 1         | 4         | 32         | 6.4         |
| 12               | JASPER, Zep          | 5-5      | 129:22      | 25.9 | 10-34          | .294        | 3-11          | .273        | 9-12          | .750        | 3         | 4          | 7          | 1.4         | 12        | 0        | 17        | 4         | 0         | 4         | 32         | 6.4         |
| 5                | MOORE, Chris         | 5-0      | 71:32       | 14.3 | 8-16           | .500        | 0-2           | .000        | 6-6           | 1.000       | 6         | 4          | 10         | 2.0         | 7         | 0        | 1         | 3         | 0         | 1         | 22         | 4.4         |
| 25               | LEOPARD, Chandler    | 2-0      | 02:20       | 1.2  | 1-1            | 1.000       | 1-1           | 1.000       | 0-0           | .000        | 0         | 1          | 1          | 0.5         | 0         | 0        | 0         | 0         | 0         | 0         | 3          | 1.5         |
| 24               | BERMAN, Lior         | 4-0      | 28:57       | 7.2  | 3-6            | .500        | 0-2           | .000        | 0-0           | .000        | 3         | 1          | 4          | 1.0         | 2         | 0        | 1         | 0         | 0         | 0         | 6          | 1.5         |
| 44               | CARDWELL, Dylan      | 5-0      | 53:13       | 10.6 | 3-5            | .600        | 0-0           | .000        | 0-0           | .000        | 8         | 6          | 14         | 2.8         | 5         | 0        | 1         | 1         | 4         | 5         | 6          | 1.2         |
| 14               | COOK, Preston        | 3-0      | 02:30       | 0.8  | 1-1            | 1.000       | 0-0           | .000        | 0-0           | .000        | 1         | 0          | 1          | 0.3         | 0         | 0        | 0         | 0         | 0         | 0         | 2          | 0.7         |
| 21               | CRESSMAN, Ty         | 2-0      | 02:20       | 1.2  | 0-0            | .000        | 0-0           | .000        | 0-0           | .000        | 0         | 0          | 0          | 0.0         | 0         | 0        | 0         | 0         | 0         | 0         | 0          | 0.0         |
| 33               | MAASDORP, Chase      | 2-0      | 02:20       | 1.2  | 0-0            | .000        | 0-0           | .000        | 0-0           | .000        | 0         | 0          | 0          | 0.0         | 0         | 0        | 1         | 0         | 0         | 0         | 0          | 0.0         |
| 23               | AKINGBOLA, Babatunde | 2-0      | 02:46       | 1.4  | 0-0            | .000        | 0-0           | .000        | 0-0           | .000        | 0         | 0          | 0          | 0.0         | 0         | 0        | 0         | 0         | 0         | 0         | 0          | 0.0         |
| Team             |                      |          |             |      |                |             |               |             |               |             | 11        | 8          | 19         |             |           |          |           | 6         |           |           |            |             |
| <b>Total</b>     |                      | <b>5</b> | <b>1050</b> |      | <b>138-319</b> | <b>.433</b> | <b>41-130</b> | <b>.315</b> | <b>82-110</b> | <b>.745</b> | <b>61</b> | <b>128</b> | <b>189</b> | <b>37.8</b> | <b>91</b> | <b>1</b> | <b>68</b> | <b>57</b> | <b>32</b> | <b>52</b> | <b>399</b> | <b>79.8</b> |
| <b>Opponents</b> |                      | <b>5</b> | <b>1050</b> |      | <b>121-290</b> | <b>.417</b> | <b>38-105</b> | <b>.362</b> | <b>59-89</b>  | <b>.663</b> | <b>49</b> | <b>127</b> | <b>176</b> | <b>35.2</b> | <b>93</b> | <b>4</b> | <b>56</b> | <b>86</b> | <b>21</b> | <b>27</b> | <b>339</b> | <b>67.8</b> |

### Team Statistics

|                        | AUB            | OPP            |
|------------------------|----------------|----------------|
| <b>Scoring</b>         | <b>399</b>     | <b>339</b>     |
| Points per game        | 79.8           | 67.8           |
| Scoring margin         | +12.0          | -              |
| <b>Field goals-att</b> | <b>138-319</b> | <b>121-290</b> |
| Field goal pct         | .433           | .417           |
| <b>3 point fg-att</b>  | <b>41-130</b>  | <b>38-105</b>  |
| 3-point FG pct         | .315           | .362           |
| 3-pt FG made per game  | 8.2            | 7.6            |
| <b>Free throws-att</b> | <b>82-110</b>  | <b>59-89</b>   |
| Free throw pct         | .745           | .663           |
| F-Throws made per game | 16.4           | 11.8           |
| <b>Rebounds</b>        | <b>189</b>     | <b>176</b>     |
| Rebounds per game      | 37.8           | 35.2           |
| Rebounding margin      | +2.6           | -              |
| <b>Assists</b>         | <b>68</b>      | <b>56</b>      |
| Assists per game       | 13.6           | 11.2           |
| <b>Turnovers</b>       | <b>57</b>      | <b>86</b>      |
| Turnovers per game     | 11.4           | 17.2           |
| Turnover margin        | +5.8           | -              |
| Assist/turnover ratio  | 1.2            | 0.7            |
| <b>Steals</b>          | <b>52</b>      | <b>27</b>      |
| Steals per game        | 10.4           | 5.4            |
| <b>Blocks</b>          | <b>32</b>      | <b>21</b>      |
| Blocks per game        | 6.4            | 4.2            |
| <b>Winning streak</b>  | <b>1</b>       | <b>-</b>       |
| Home win streak        | 2              | -              |
| <b>Attendance</b>      | <b>18242</b>   | <b>0</b>       |
| Home games-Avg/Game    | 2-9121         | 0-0            |
| Neutral site-Avg/Game  | -              | 3-2006         |

### Team Results

| Date       | Opponent          |      | Score   | Att. |
|------------|-------------------|------|---------|------|
| 11/09/2021 | Morehead St.      | W    | 77-54   | 9121 |
| 11/12/2021 | La.-Monroe        | W    | 93-65   | 9121 |
| 11/19/2021 | vs South Fla.     | W    | 58-52   | 4040 |
| 11/24/2021 | vs UConn          | Lot2 | 109-115 | 1174 |
| 11/25/2021 | vs Loyola Chicago | W    | 62-53   | 804  |

# 2021-22 BOX SCORES

## GAME 1 | #22/22 AUBURN 77, MOREHEAD STATE 54

## GAME 2 | #22/22 AUBURN 93, ULM 65



Official Basketball Box Score - Final  
**Morehead St. at Auburn**  
 11/09/21 Auburn Arena, Auburn  
 2021-22 Men's Basketball

Game Time: 7:00 PM  
 Game Duration: 1:45  
 Attendance: 9,121

Officials: Steven Anderson, Owen Shortt, Hunter Allen

| Morehead St. - 54 |                | Record: 0-1 |      |     |     |           |       |    |    |    |    |        |     |   |
|-------------------|----------------|-------------|------|-----|-----|-----------|-------|----|----|----|----|--------|-----|---|
| NO.               | Name           | Min         | FG   | 3P  | FT  | Rebounds  | Fouls | TP | AS | TO | ST | Blocks | +/- |   |
|                   |                |             | M/A  | M/A | M/A | OR DR TOT | PF    |    |    |    |    | BS BA  |     |   |
| 4                 | Johni Broome   | 29:37       | 5-15 | 0-0 | 2-2 | 3 5 8     | 2 2   | 2  | 2  | 2  | 2  | 0 3    | -11 |   |
| 5                 | Skyelar Potter | 32:11       | 4-8  | 1-4 | 0-0 | 1 3 4     | 2 2   | 9  | 1  | 2  | 0  | 0 1    | -11 |   |
| 21                | Tray Hollowell | 30:49       | 3-9  | 1-5 | 0-0 | 4 4 0     | 0 1   | 7  | 1  | 4  | 1  | 0 0    | -22 |   |
| 24                | Jake Wolfe     | 19:47       | 0-2  | 0-1 | 0-0 | 0 1 1     | 1 1   | 0  | 0  | 3  | 0  | 0 1    | -24 |   |
| 55                | Talon Cooper   | 36:01       | 4-10 | 1-4 | 2-4 | 5 5 2     | 3 11  | 2  | 4  | 2  | 1  | 0 1    | -22 |   |
| 11                | Jaylon Hall    | 00:46       | 0-0  | 0-0 | 0-0 | 0 0 0     | 0 0   | 0  | 0  | 1  | 0  | 0 0    | -2  |   |
| 2                 | Jaylen Sebræe  | 20:19       | 2-4  | 1-2 | 1-2 | 4 6 10    | 1 1   | 6  | 1  | 1  | 0  | 2 0    | 1   |   |
| 0                 | Tyzaun Claude  | 08:27       | 0-2  | 0-0 | 0-0 | 0 0 0     | 1 1   | 0  | 0  | 0  | 0  | 0 1    | -2  |   |
| 3                 | Drew Thelwell  | 17:53       | 1-6  | 1-2 | 0-0 | 1 1 1     | 1 1   | 3  | 1  | 1  | 0  | 0 0    | -12 |   |
| 22                | LJ Blyan       | 01:50       | 2-2  | 0-0 | 0-0 | 1 0 1     | 0 0   | 4  | 0  | 0  | 0  | 0 0    | 2   |   |
| 1                 | Tucson Redding | 01:10       | 1-1  | 0-0 | 0-0 | 0 0 0     | 0 0   | 2  | 0  | 0  | 0  | 0 0    | 0   |   |
| 15                | Braden May     | 01:10       | 0-0  | 0-0 | 0-0 | 0 0 0     | 0 0   | 0  | 0  | 0  | 0  | 0 0    | 0   |   |
| <b>Team</b>       |                |             |      |     |     | 2 3 5     |       | 0  | 0  | 0  |    |        |     |   |
| <b>Totals</b>     |                | 22:59       | 5-18 | 5-8 | 11  | 28        | 39    | 12 | 54 | 6  | 17 | 6      | 3   | 8 |

| Shooting By Period  |             |
|---------------------|-------------|
| 1 <sup>st</sup> FG% | 8-25 32.0%  |
| 3PT%                | 4-8 50.0%   |
| FT%                 | 4-6 66.7%   |
| 2 <sup>nd</sup> FG% | 14-34 41.2% |
| 3PT%                | 1-10 10.0%  |
| FT%                 | 1-2 50%     |
| GM FG%              | 22-59 37.3% |
| 3PT%                | 5-18 27.8%  |
| FT%                 | 5-8 62.5%   |

Dead Ball Rebounds: 3, 0



Official Basketball Box Score - Final  
**La-Monroe at Auburn**  
 11/11/21 Auburn Arena, Auburn  
 2021-22 Men's Basketball

Game Time: 7:00 PM  
 Game Duration: 2:01  
 Attendance: 9,121

Officials: Bert Lenox, Jason Baker, Vladimir Voyard-Tadai

| La-Monroe - 65 |                       | Record: 0-2 |      |       |     |           |       |    |    |    |    |        |     |    |
|----------------|-----------------------|-------------|------|-------|-----|-----------|-------|----|----|----|----|--------|-----|----|
| NO.            | Name                  | Min         | FG   | 3P    | FT  | Rebounds  | Fouls | TP | AS | TO | ST | Blocks | +/- |    |
|                |                       |             | M/A  | M/A   | M/A | OR DR TOT | PF    |    |    |    |    | BS BA  |     |    |
| 13             | Thomas Howell         | 23:40       | 4-4  | 0-0   | 1-1 | 1 3 4     | 4 1   | 9  | 0  | 2  | 1  | 0 0    | -6  |    |
| 24             | Russell Harrison      | 21:26       | 1-5  | 1-3   | 2-2 | 1 2 3     | 5 1   | 5  | 0  | 2  | 0  | 0 1    | -11 |    |
| 0              | Trey Boston           | 28:57       | 7-9  | 1-2   | 1-2 | 0 0 0     | 3 2   | 16 | 1  | 2  | 1  | 0 1    | -23 |    |
| 3              | Elijah Gonzales       | 26:23       | 3-9  | 2-7   | 1-2 | 0 4 4     | 3 5   | 9  | 2  | 2  | 2  | 0 0    | -14 |    |
| 5              | Reginald Gee          | 29:56       | 1-5  | 0-1   | 1-4 | 0 5 5     | 1 2   | 3  | 0  | 1  | 0  | 0 0    | -26 |    |
| 1              | Andre Jones           | 18:07       | 2-5  | 0-0   | 4-6 | 0 1 1     | 2 4   | 8  | 1  | 2  | 1  | 0 0    | -4  |    |
| 2              | Koream Ozier          | 16:33       | 1-5  | 1-3   | 1-2 | 0 1 1     | 2 2   | 4  | 3  | 1  | 0  | 0 1    | -16 |    |
| 4              | Nika Metskhvarishvili | 27:19       | 3-11 | 0-3   | 2-2 | 2 5 7     | 3 3   | 8  | 1  | 2  | 1  | 3 3    | -27 |    |
| 21             | Luke Phillips         | 07:39       | 1-2  | 0-1   | 1-3 | 2 0 2     | 2 2   | 3  | 0  | 1  | 0  | 0 1    | -14 |    |
| <b>Team</b>    |                       |             |      |       |     | 1 2 3     |       | 0  | 1  |    |    |        |     |    |
| <b>Totals</b>  |                       | 23:55       | 5-20 | 14-24 | 7   | 23        | 30    | 25 | 65 | 8  | 16 | 6      | 3   | 10 |

| Shooting By Period  |             |
|---------------------|-------------|
| 1 <sup>st</sup> FG% | 13-32 40.6% |
| 3PT%                | 4-14 28.6%  |
| FT%                 | 9-13 69.2%  |
| 2 <sup>nd</sup> FG% | 10-23 43.5% |
| 3PT%                | 1-6 16.7%   |
| FT%                 | 5-11 45.5%  |
| GM FG%              | 23-55 41.8% |
| 3PT%                | 5-20 25.0%  |
| FT%                 | 14-24 58.3% |

Dead Ball Rebounds: 6, 0

| Auburn - 77   |                     | Record: 1-0 |      |     |     |           |       |    |    |    |    |        |     |   |
|---------------|---------------------|-------------|------|-----|-----|-----------|-------|----|----|----|----|--------|-----|---|
| NO.           | Name                | Min         | FG   | 3P  | FT  | Rebounds  | Fouls | TP | AS | TO | ST | Blocks | +/- |   |
|               |                     |             | M/A  | M/A | M/A | OR DR TOT | PF    |    |    |    |    | BS BA  |     |   |
| 10            | Jabari Smith        | 21:24       | 3-6  | 2-3 | 0-0 | 0 7 7     | 1 2   | 8  | 4  | 0  | 3  | 1 0    | 21  |   |
| 13            | Walker Kessler      | 24:56       | 3-7  | 0-4 | 0-2 | 4 6 1     | 2 6   | 2  | 1  | 2  | 5  | 0 0    | 18  |   |
| 1             | Wendell Green Jr.   | 28:07       | 8-17 | 3-8 | 0-0 | 5 5 1     | 1 1   | 19 | 3  | 0  | 1  | 0 0    | 10  |   |
| 12            | Zep Jasper          | 18:03       | 0-5  | 0-1 | 1-2 | 2 0 2     | 3 1   | 1  | 0  | 2  | 2  | 0 1    | 18  |   |
| 35            | Devan Cambridge     | 23:57       | 4-7  | 1-3 | 2-2 | 2 4 0     | 1 1   | 11 | 0  | 0  | 0  | 0 0    | 23  |   |
| 0             | K.D. Johnson        | 25:26       | 5-14 | 2-7 | 0-0 | 1 3 4     | 1 0   | 12 | 0  | 0  | 2  | 0 1    | 19  |   |
| 5             | Chris Moore         | 14:53       | 2-2  | 0-0 | 0-0 | 1 1 2     | 0 4   | 1  | 0  | 0  | 0  | 0 0    | 0   |   |
| 44            | Dylan Cardwell      | 11:55       | 1-1  | 0-0 | 0-0 | 1 1 2     | 1 0   | 2  | 0  | 0  | 2  | 1 0    | 5   |   |
| 2             | Jaylin Williams     | 17:26       | 4-6  | 1-3 | 1-1 | 0 2 2     | 2 1   | 10 | 2  | 3  | 0  | 1 1    | 5   |   |
| 24            | Lior Berman         | 07:14       | 1-3  | 0-2 | 0-0 | 0 0 0     | 1 2   | 0  | 0  | 0  | 0  | 0 0    | -1  |   |
| 23            | Babatunde Akingbola | 01:59       | 0-0  | 0-0 | 0-0 | 0 0 0     | 0 0   | 0  | 0  | 0  | 0  | 0 0    | -3  |   |
| 14            | Preston Cook        | 01:10       | 1-1  | 0-0 | 0-0 | 1 0 1     | 0 0   | 2  | 0  | 0  | 0  | 0 0    | 0   |   |
| 21            | Ty Cressman         | 01:10       | 0-0  | 0-0 | 0-0 | 0 0 0     | 0 0   | 0  | 0  | 0  | 0  | 0 0    | 0   |   |
| 25            | Chandler Leopard    | 01:10       | 0-0  | 0-0 | 0-0 | 0 0 0     | 0 0   | 0  | 0  | 0  | 0  | 0 0    | 0   |   |
| 33            | Chase Maasdorp      | 01:10       | 0-0  | 0-0 | 0-0 | 0 0 0     | 0 0   | 0  | 0  | 0  | 0  | 0 0    | 0   |   |
| <b>Team</b>   |                     |             |      |     |     | 0 1 1     |       | 0  | 0  | 0  |    |        |     |   |
| <b>Totals</b> |                     | 32:69       | 9-31 | 4-7 | 9   | 26        | 35    | 12 | 9  | 77 | 13 | 6      | 12  | 8 |

| Shooting By Period  |             |
|---------------------|-------------|
| 1 <sup>st</sup> FG% | 17-34 50.0% |
| 3PT%                | 7-16 43.8%  |
| FT%                 | 3-6 50%     |
| 2 <sup>nd</sup> FG% | 15-35 42.9% |
| 3PT%                | 2-15 13.3%  |
| FT%                 | 1-1 100%    |
| GM FG%              | 32-69 46.4% |
| 3PT%                | 9-31 29.0%  |
| FT%                 | 4-7 57.1%   |

Dead Ball Rebounds: 3, 0

| MSU              |                           | AU    |                        |
|------------------|---------------------------|-------|------------------------|
| Biggest lead     | 0 (1 <sup>st</sup> 20:00) | 29    | (1 <sup>st</sup> 6:08) |
| Best Scoring Run | 8 (1 <sup>st</sup> 2:10)  | 15    | (1 <sup>st</sup> 6:08) |
| Lead Changes     | 0                         |       |                        |
| Times Tied       | 0                         |       |                        |
| Time with Lead   | 00:00                     | 38:46 |                        |

| Points from Turnovers |     | MSU |     | AU  |     |
|-----------------------|-----|-----|-----|-----|-----|
| 1st                   | 2nd | TOT | 1st | 2nd | TOT |
| 6                     | 19  | 24  | 30  | 54  |     |

| Period by Period Scoring |     |     |
|--------------------------|-----|-----|
| 1st                      | 2nd | TOT |
| 24                       | 30  | 54  |

| Auburn - 93   |                   | Record: 2-0 |       |       |       |           |       |    |    |    |    |        |     |    |
|---------------|-------------------|-------------|-------|-------|-------|-----------|-------|----|----|----|----|--------|-----|----|
| NO.           | Name              | Min         | FG    | 3P    | FT    | Rebounds  | Fouls | TP | AS | TO | ST | Blocks | +/- |    |
|               |                   |             | M/A   | M/A   | M/A   | OR DR TOT | PF    |    |    |    |    | BS BA  |     |    |
| 10            | Jabari Smith      | 28:57       | 7-12  | 3-5   | 6-8   | 2 8 10    | 2 6   | 23 | 2  | 3  | 4  | 2 1    | 11  |    |
| 13            | Walker Kessler    | 17:45       | 1-3   | 0-1   | 0-0   | 0 4 4     | 4 1   | 2  | 0  | 2  | 0  | 3 1    | 5   |    |
| 1             | Wendell Green Jr. | 27:12       | 4-10  | 1-4   | 6-8   | 0 7 7     | 2 4   | 15 | 3  | 0  | 0  | 0 0    | 14  |    |
| 12            | Zep Jasper        | 26:26       | 2-5   | 1-3   | 1-2   | 0 0 0     | 2 5   | 6  | 6  | 0  | 1  | 0 0    | 29  |    |
| 35            | Devan Cambridge   | 18:54       | 1-6   | 0-4   | 0-0   | 1 2 3     | 1 0   | 2  | 0  | 0  | 0  | 0 0    | 12  |    |
| 0             | K.D. Johnson      | 21:41       | 4-7   | 4-5   | 6-8   | 0 1 1     | 4 4   | 18 | 3  | 1  | 2  | 0 1    | 15  |    |
| 5             | Chris Moore       | 20:56       | 5-9   | 0-1   | 6-6   | 2 2 4     | 1 4   | 16 | 0  | 1  | 0  | 0 0    | 19  |    |
| 2             | Jaylin Williams   | 15:04       | 3-4   | 0-1   | 0-0   | 1 1 2     | 0 4   | 6  | 1  | 0  | 0  | 3 0    | 21  |    |
| 44            | Dylan Cardwell    | 14:54       | 1-3   | 0-0   | 1 3 2 | 2 1       | 2     | 1  | 0  | 2  | 2  | 0 0    | 13  |    |
| 24            | Lior Berman       | 03:31       | 0-0   | 0-0   | 0-0   | 0 0 0     | 0 0   | 0  | 0  | 0  | 0  | 0 0    | -3  |    |
| 14            | Preston Cook      | 01:10       | 0-0   | 0-0   | 0-0   | 0 0 0     | 0 0   | 0  | 0  | 0  | 0  | 0 0    | 0   |    |
| 21            | Ty Cressman       | 01:10       | 0-0   | 0-0   | 0-0   | 0 0 0     | 0 0   | 0  | 0  | 0  | 0  | 0 0    | 0   |    |
| 25            | Chandler Leopard  | 01:10       | 1-1   | 1-1   | 0-0   | 0 1 0     | 0 0   | 3  | 0  | 0  | 0  | 0 0    | 1   |    |
| 33            | Chase Maasdorp    | 01:10       | 0-0   | 0-0   | 0-0   | 0 0 0     | 0 0   | 0  | 0  | 1  | 0  | 0 0    | 0   |    |
| <b>Team</b>   |                   |             |       |       |       | 0 0 0     |       | 0  | 0  | 0  |    |        |     |    |
| <b>Totals</b> |                   | 29:60       | 10-25 | 25-32 | 10    | 29        | 39    | 22 | 25 | 93 | 17 | 10     | 9   | 10 |

| Shooting By Period  |             |
|---------------------|-------------|
| 1 <sup>st</sup> FG% | 9-25 36.0%  |
| 3PT%                | 4-12 33.3%  |
| FT%                 | 15-18 83.3% |
| 2 <sup>nd</sup> FG% | 20-35 57.1% |
| 3PT%                | 6-13 46.2%  |
| FT%                 | 10-14 71.4% |
| GM FG%              | 29-60 48.3% |
| 3PT%                | 10-25 40.0% |
| FT%                 | 25-32 78.1% |

Dead Ball Rebounds: 5, 0

| ULM              |                           | AUB   |                         |
|------------------|---------------------------|-------|-------------------------|
| Biggest lead     | 8 (1 <sup>st</sup> 6:00)  | 28    | (2 <sup>nd</sup> 0:40)  |
| Best Scoring Run | 10 (1 <sup>st</sup> 6:00) | 9     | (1 <sup>st</sup> 14:30) |
| Lead Changes     | 5                         |       |                         |
| Times Tied       | 3                         |       |                         |
| Time with Lead   | 12:44                     | 25:27 |                         |

| Points from Turnovers |     | CON |     | AUB |     |
|-----------------------|-----|-----|-----|-----|-----|
| 1st                   | 2nd | TOT | 1st | 2nd | TOT |
| 32                    | 36  | 68  | 36  | 65  |     |

| Period by Period Scoring |     |     |
|--------------------------|-----|-----|
| 1st                      | 2nd | TOT |
| 39                       | 26  | 65  |

## GAME 3 | #21/22 AUBURN 58, USF 52

## GAME 4 | #22/21 UCONN 115, #19/22 AUBURN 109 (2OT)



Official Basketball Box Score - Final  
**Auburn at South Fla.**  
 11/19/21 Amale Arena, Tampa  
 2021-22 Men's Basketball

Game Time: 7:00 PM  
 Game Duration: 2:11  
 Attendance: 4,040

Officials: Don Daly, Rob Rorke, Owen Shortt

| Auburn - 58 |      | Record: 3-0 |    |    |    |          |       |    |    |    |  |
|-------------|------|-------------|----|----|----|----------|-------|----|----|----|--|
| NO.         | Name | Min         | FG | 3P | FT | Rebounds | Fouls | TP | AS | TO |  |



# 2021-22 BOX SCORES

## GAME 5 | #19/22 AUBURN 62, LOYOLA CHICAGO 53



Official Basketball Box Score - Final  
**Auburn at Loyola Chicago**  
 11/25/21 Atlantis Resort, Paradise Island  
 2021 Bad Boy Mowers Battle 4 Atlantis

Game Time: 2:30 PM  
 Game Duration: 1:51  
 Attendance: 804

Officials: Job Hartness, Tony Henderson, Owen Shortt

| Auburn - 62   |                   | Record: 4-1 |       |      |      |           |       |    |    |    |    |        |     |    |
|---------------|-------------------|-------------|-------|------|------|-----------|-------|----|----|----|----|--------|-----|----|
| NO.           | Name              | Min         | FG    | 3P   | FT   | Rebounds  | Fouls | TP | AS | TO | ST | Blocks | +/- |    |
|               |                   |             | M-A   | M-A  | M-A  | OR DR TOT | PF FD |    |    |    |    | BS BA  |     |    |
| 10            | Jabari Smith      | F 29:08     | 7-9   | 0-1  | 0-1  | 0 4 4     | 1 3   | 14 | 0  | 1  | 0  | 1      | 0   | 13 |
| 13            | Walker Kessler    | F 25:14     | 5-12  | 1-3  | 2-5  | 5 5 10    | 2 4   | 13 | 0  | 0  | 2  | 4      | 0   | 6  |
| 0             | K.D. Johnson      | G 25:15     | 1-6   | 1-4  | 4-4  | 1 1 2     | 2 2   | 7  | 1  | 2  | 4  | 0      | 1   | 1  |
| 12            | Zep Jasper        | G 23:06     | 1-9   | 0-3  | 1-2  | 0 0 0     | 1 1   | 3  | 6  | 1  | 0  | 0      | 0   | 6  |
| 35            | Devan Cambridge   | G 26:22     | 3-4   | 1-2  | 0-0  | 0 2 2     | 4 1   | 7  | 1  | 1  | 2  | 1      | 0   | 11 |
| 44            | Dylan Cardwell    | 09:48       | 1-1   | 0-0  | 0-0  | 0 2 2     | 1 1   | 2  | 0  | 0  | 1  | 0      | 0   | 3  |
| 1             | Wendell Green Jr. | 23:16       | 3-8   | 2-5  | 2-2  | 0 4 4     | 2 2   | 10 | 4  | 4  | 3  | 0      | 0   | 6  |
| 5             | Chris Moore       | 13:38       | 1-3   | 0-0  | 0-0  | 3 1 4     | 1 1   | 2  | 0  | 1  | 0  | 0      | 1   | 2  |
| 2             | Jaylin Williams   | 15:50       | 1-2   | 0-0  | 0-0  | 0 1 1     | 2 1   | 2  | 0  | 2  | 0  | 1      | 0   | 4  |
| 24            | Lior Berman       | 08:23       | 1-1   | 0-0  | 0-0  | 0 1 1     | 2 1   | 2  | 0  | 0  | 0  | 0      | 0   | 5  |
| Team          |                   |             |       |      |      | 4 2 6     |       | 0  |    | 1  |    |        |     |    |
| <b>Totals</b> |                   |             | 24-55 | 5-18 | 9-14 | 13 23 36  | 18 17 | 62 | 12 | 13 | 12 | 7      | 2   | 9  |

| Shooting By Period |      |             |
|--------------------|------|-------------|
| 1 <sup>st</sup>    | FG%  | 13-27 48.1% |
|                    | 3PT% | 3-7 42.9%   |
|                    | FT%  | 5-6 83.3%   |
| 2 <sup>nd</sup>    | FG%  | 11-28 39.3% |
|                    | 3PT% | 2-11 18.2%  |
|                    | FT%  | 4-8 50%     |
| GM                 | FG%  | 24-55 43.6% |
|                    | 3PT% | 5-18 27.8%  |
|                    | FT%  | 9-14 64.3%  |

Dead Ball Rebounds: 2, 0

| Loyola Chicago - 53 |                  | Record: 4-2 |       |      |     |           |       |    |    |    |    |        |     |     |
|---------------------|------------------|-------------|-------|------|-----|-----------|-------|----|----|----|----|--------|-----|-----|
| NO.                 | Name             | Min         | FG    | 3P   | FT  | Rebounds  | Fouls | TP | AS | TO | ST | Blocks | +/- |     |
|                     |                  |             | M-A   | M-A  | M-A | OR DR TOT | PF FD |    |    |    |    | BS BA  |     |     |
| 30                  | Ather Uguak      | F 20:29     | 0-2   | 0-1  | 1-2 | 1 2 3     | 1 3   | 1  | 1  | 4  | 0  | 0      | 0   | 2   |
| 22                  | Jacob Hulston    | C 17:36     | 3-7   | 0-0  | 0-0 | 0 1 1     | 1 3   | 6  | 2  | 0  | 2  | 0      | 3   | -9  |
| 1                   | Lucas Williamson | G 31:03     | 3-7   | 1-4  | 0-2 | 0 4 4     | 2 4   | 7  | 3  | 5  | 1  | 0      | 1   | -11 |
| 4                   | Braden Norris    | G 31:25     | 3-9   | 3-7  | 1-2 | 0 2 2     | 3 5   | 10 | 1  | 3  | 0  | 0      | 0   | -6  |
| 12                  | Marquise Kennedy | G 24:44     | 6-8   | 1-2  | 0-0 | 1 1 2     | 1 1   | 13 | 2  | 1  | 1  | 0      | 2   | -6  |
| 23                  | Chris Knight     | 14:59       | 1-1   | 0-0  | 0-1 | 1 1 2     | 3 1   | 2  | 0  | 2  | 0  | 0      | 0   | 5   |
| 5                   | Keith Clemons    | 15:24       | 1-5   | 1-5  | 0-0 | 0 1 1     | 0 0   | 3  | 0  | 0  | 0  | 0      | 0   | -8  |
| 13                  | Ryan Schwieger   | 24:03       | 2-5   | 0-2  | 0-0 | 0 2 2     | 3 0   | 4  | 1  | 1  | 0  | 1      | 1   | 0   |
| 24                  | Tate Hall        | 18:04       | 2-3   | 1-2  | 2-2 | 0 5 5     | 2 1   | 7  | 0  | 2  | 0  | 1      | 0   | -7  |
| 10                  | Tom Welch        | 02:13       | 0-0   | 0-0  | 0-0 | 0 0 0     | 1 0   | 0  | 1  | 0  | 0  | 0      | 0   | -1  |
| Team                |                  |             |       |      |     | 2 2 4     |       | 0  |    | 0  |    |        |     |     |
| <b>Totals</b>       |                  |             | 21-47 | 7-23 | 4-9 | 5 21 26   | 17 18 | 53 | 11 | 18 | 4  | 2      | 7   | -9  |

| Shooting By Period |      |             |
|--------------------|------|-------------|
| 1 <sup>st</sup>    | FG%  | 13-21 61.9% |
|                    | 3PT% | 6-13 46.2%  |
|                    | FT%  | 0-0 0%      |
| 2 <sup>nd</sup>    | FG%  | 8-26 30.8%  |
|                    | 3PT% | 1-10 10.0%  |
|                    | FT%  | 4-9 44.4%   |
| GM                 | FG%  | 21-47 44.7% |
|                    | 3PT% | 7-23 30.4%  |
|                    | FT%  | 4-9 44.4%   |

Dead Ball Rebounds: 3, 0

|                  | AUB                       | LOY                       | Points from   | AUB | LOY | Period by Period Scoring |     |     |    |
|------------------|---------------------------|---------------------------|---------------|-----|-----|--------------------------|-----|-----|----|
| Biggest lead     | 10 (2 <sup>nd</sup> 4:25) | 2 (2 <sup>nd</sup> 17:36) | Turnovers     | 22  | 18  | 1st                      | 2nd | TOT |    |
| Best Scoring Run | 7 (1 <sup>st</sup> 19:03) | 7 (1 <sup>st</sup> 5:23)  | Paint         | 26  | 26  | AUB                      | 34  | 28  | 62 |
| Lead Changes     | 10                        |                           | Second Chance | 4   | 6   | LOY                      | 32  | 21  | 53 |
| Times Tied       | 5                         |                           | Fast Breaks   | 11  | 0   |                          |     |     |    |
| Time with Lead   | 31:26                     | 04:22                     | Bench         | 18  | 16  |                          |     |     |    |