



# 2010-11 TENNESSEE LADY VOL BASKETBALL



## 2010-11 TENNESSEE LADY VOLUNTEERS

No.	Name	Yr.	Ht.	Pos.	Ppg	Rpg	Notes
1	Briana Bass	Jr.	5-2	PG	1.5	0.8	Experienced point guard back-up
4	Kamiko Williams	So.	5-11	G	8.1	3.6	Stat strong; picked up her level of play
5	Angie Bjorklund	Sr.	6-0	G-F	11.5	3.2	Crushing UT 3-point records; 6 vs. UVa
10	Meighan Simmons	Fr.	5-9	G	16.2	2.9	13 consecutive dbl-fig games to start career
12	Lauren Avant	Fr.	5-9	PG	2.1	1.1	Slowed by preseason injuries
13	Taber Spani	So.	6-1	F-G	8.5	4.5	UT is undefeated when she scores 10+ pts.
15	Alicia Manning	Jr.	6-1	F	4.3	4.1	Blue collar; tough and gritty
20	Sydney Smallbone	Sr.	5-10	G	1.9	0.9	Solid on perimeter
21	Vicki Baugh	RS-Jr.	6-4	F	1.6	2.9	Back after 2 ACL surgeries; limited minutes
25	Glory Johnson	Jr.	6-3	F	10.5	8.8	Rebounding machine; Explosive at times
33	Alyssia Brewer	Jr.	6-3	F	0.0	8.9	Left achilles surgery; cleared to play 12/6
40	Shekinna Stricklen	Jr.	6-2	PG-F	10.7	7.6	Consistent play from point to post
52	Kelley Cain	RS-Jr.	6-6	C	8.3	6.5	Can be an imposing post

**Head Coach** Pat Summitt (Tennessee-Martin '74) 37th season at UT  
**Associate Head Coach** Holly Warlick (Tennessee '81) 26th season at UT  
**Assistant Coach** Dean Lockwood (Spring Arbor College [Mich.] '82) 7th season at UT  
**Assistant Coach** Mickie DeMoss (Louisiana Tech '77) 19th season at UT; First since 2003  
**Dir. of Character Development** Daedra Charles-Furlow (Tennessee '91) 3rd season at UT  
**Dir. of BB Operations** Kathy Harston (Wayland Baptist '80) 3rd season at UT  
**Video Coordinator** Dustin Edwards (Carson-Newman '03) 1st season at UT  
**Graduate Assistant** Corinne Millien (Bemidji State '10) 1st season at UT

**How To Say It** *Briana/Bree-ah-na; Kamiko/Ka-MEE-ko; Bjorklund/BEE-YORK-lund; Avant/A-VANT; Taber Spani/Tay-burSpain-ee; Baugh/BAW; Alyssia/A-lee-see-uh; Shekinna/Shuh-KEE-na*

## Probable Tennessee Starters



**Kelley Cain** - Starts at center...Tops SEC in blocks...11 pts/11 rbs/6 blks at USC...4 blks/13 rbs vs. Vandy...4 blks at Fla. ...10 rbs vs Ole Miss...Career tying 19 pts/8 rbs vs. LSU, 11 pts/7 rbs vs. Rutgers & 12 pts/10 rbs vs. ETSU... 9 pts vs. Stanford...9 rbs vs. Baylor...8 pts in 9 min at Texas w/ a hip contusion...Missed Lamar...Limited minutes at P-Jam...6 pts/6 rbs vs. Az State...Career best 10.5 ppg, 7.7 rpg and 3.4 bpg as a soph...School record/career high 12 blks vs. LSU in 2010...Has 32 dbl-fig scoring games, 12 dbl-fig rebounding games and 8 career dbl-dbls...



**Taber Spani** - Starts at forward...A solid lefty w/ middle linebacker instincts...9 pts/5 rbs at USC...Offer vs. Vandy...14 pts vs. Ole Miss...15 pts/5 asts vs. Bama...Career high 22 vs. Rutgers...First career dbl-dbl vs. ETSU w/ 15 pts/12 rbs...10 pts vs. Stanford...4 consecutive games in dbl-figs... Exceeded her rookie dbl-fig scoring games w/9 as a soph...14 vs. Virginia/UTC... Finally over turf toe which limited her last season...As a rookie, she played in 33 games/started 16...4 games in dbl-figures as a frosh...Averaged 5.8 ppg and 2.7 rpg...13th LV freshman to start her very first game ...



**Meighan Simmons** - Starts at point guard...Nickname "Speedy"...Pat Summitt, "Fastest player I've coached"...16 pts/4 ast at USC...17 vs. Vandy...14 at Fla...18 pts vs. Ole Miss...15 pts & UT rookie record 11 asts vs. Bama...13 consecutive dbl-fig games snapped w/7 vs. Rutgers...SEC Rookie of the Week (12/13 & 12/6)...23 vs. Stanford...22 at Baylor...18 pts at Texas...14 pts vs. ODU...Career 28 pts & UT record 8 treys vs. Lamar...P-Jam All-Tourney...First career start vs. UTC -- 60th LV rookie to earn a starting nod--26 pts/4 asts...Off the bench in at Louisville --22 pts/8 rbs/3 asts. in 31 min...



**Angie Bjorklund** - Starts at shooting guard... Broke the school record in 3FGM vs. Rutgers -- has 282...Holds SR 3 FGA with 701..Played in 121 games/108 starts...40 min & 14 pts vs. Vandy... 16 at Fla...16 vs. Bama...0 pts vs. LSU...11 vs. Rutgers...16 pts vs. ETSU...16 pts/4 asts vs. Stanford...10 pts vs. Baylor... 20 pts at Texas...26 vs. UVa with 6 treys... 20 pts on 6 treys vs. UTC...Avg. a career-best 13.9 ppg as a junior...Hit 42.7% of her treys + dished 100 assists...Averaged 12.3 ppg & 3.0 rpg as a sophomore... 2008 SEC Rookie of the Year and started on the 2008 NCAA Championship team...



**Shekinna Stricklen** - Starts at guard or forward...18 pts/career high 16 rbs at USC...Dbl-dbl at Florida- 11 pts/12 rbs & Ole Miss 18 pts/13 rbs...12 career dbl-dbls...12 pts vs. Rutgers...15 pts/7 rbs vs. Stanford...11 rbs vs. Baylor, just 2 pts...10 pts/11 rbs at Texas...11 pts vs. ODU...14pts/12 rbs vs. Lamar ...Injured vs. G'town...18 vs. Az State...Louisville 14 pts/12 rbs...Started all 35 games as a soph... Averaged 12.7 ppg/6.1 rpg, dished 135 apg...Has 55 career games in dbl-digit scoring...UT's leading scorer /asts/stls as a rookie --13.3 ppg, 3.0 apg and 1.8 spg... 2009 Freshman of the Year by the USBWA...UT rookie record 31.5 mpg...

## GAME #21 NOTES

**Tennessee (18-2/6-0 SEC)  
Auburn (12-7/5-1 SEC)**

**Date:** Jan. 23, 2011

**Time:** 2:00 p.m. CT

**Site:** Auburn, Alabama

**Arena:** Auburn Arena (9,600)

**TV:** CSS; Matt Stewart (PbP), Joe Ciampi (color).

**Radio:** The Sports Animal, WNML (990 AM, 99.1 and 99.3 FM). Mickey Dearstone calls the action.

**Internet:** [www.utladyvols.com](http://www.utladyvols.com); [espn3.com](http://espn3.com)

**Records:**

**Tennessee** is 18-2 after defeating South Carolina, 71-56, on Jan. 20 in Columbia, S.C.

**Auburn** is 12-7 after defeating Miss. St., 45-41, on Jan. 20 in Starkville, Miss.

**National Rankings:**

**UT** is ranked No. 5 in the AP and No. 6 in *USA Today*/ESPN polls.

**AU** is not ranked in the AP or in the *USA Today*/ESPN polls.

**UT Coach Pat Summitt** is 1,055-198 (.841) overall in her 37th season, all at UT.

**AU Coach Nell Fortner** is 145-91 (.614) overall in her 8th season

**Upcoming Games:**

Jan. 27 Mississippi St. at #5/6 UT, 7 pm csm

Jan. 30 South Carolina at Auburn

## Series History

**All-Time:** Tennessee leads 33-10

**In Knoxville:** Tennessee leads 16-2

**Away:** Tennessee leads 9-4

**At Neutral Sites:** Tennessee leads 8-4

**Post Season:** Tennessee leads 11-4

**Overtime:** Tennessee leads 2-0

**Last Meeting:** #5 Tennessee 85, Auburn 56, on Jan. 28, 2010 in Knoxville

## UT Media Relations

**Associate A.D. for Media Relations and**

**Basketball Contact:** Debby Jennings

**Jennings' Email:** [djennings@utk.edu](mailto:djennings@utk.edu)

**Asst. BB Contact:** Zach Stipe

**Stipe's Email:** [zstipe@utk.edu](mailto:zstipe@utk.edu)

**OFF THE BENCH FOR TENNESSEE**

- 1-BRIANA BASS, G, 5-2, Jr., 1.5 ppg, 0.8 rpg
- 4-KAMIKO WILLIAMS, G, 5-11, So, 8.1 ppg, 3.6 rpg
- 12-LAUREN AVANT, PG, 5-9, Fr., 2.1 ppg, 1.1 rpg
- 15-ALICIA MANNING, F, 6-1, Jr., 4.3 ppg, 4.1 rpg
- 20-SYDNEY SMALLBONE, G, 5-10, Sr., 1.9 ppg, 0.9 rpg
- 21-VICKI BAUGH, F-C, 6-4, RS-Jr., 1.6 ppg, 2.9 rpg
- 25-GLORY JOHNSON, F, 6-3, Jr., 10.5 ppg, 8.8 rpg
- 33-ALYSSIA BREWER, F, 6-3, Jr., 0.0 ppg, 1.0 rpg

**TODAY'S GAME**

The #5/6-ranked Tennessee Lady Vols (18-2, 6-0 SEC) stay on the road this weekend and travel to The Plains and SEC rival Auburn (12-7, 5-1 SEC) on Jan. 23, 2011 for a 2 p.m. CT matinee tip. UT will be looking for its 10th consecutive win. CSS has the telecast. In the SEC pre-season Media Day polls, Tennessee was picked to finish #1 by both the coaches and the media while Auburn was slated to finish #6 by the coaches and #6 by the media in league play. UT is currently first in the SEC while Auburn sits in third place.

**THINGS TO KNOW**

- Since Pat Head Summitt arrived as head coach at UT in 1974, the other 11 Southeastern Conference schools have seen a total of 68 coaches at the helm of their women's basketball programs. Over the last 37 years, Tennessee has enjoyed one head coach for Lady Vol hoops -- Summitt. Next to Tennessee, Auburn, Georgia and Vanderbilt are the SEC programs with the next fewest head coaches over the 37 year span -- just four each.
- Auburn is one of three SEC schools holding double-digit wins over the Lady Vols all-time. The Tigers have 10 wins against 33 losses and are joined by Georgia with 15 wins (against 40 losses) and LSU with 12 victories (against 40 defeats). Outside of these SEC schools only four of Tennessee's other 170 opponents have recorded double-digit wins over the Lady Vols.
- Tennessee enters the game with Auburn sporting the nation's number three strength of schedule and the number three RPI. Auburn has an RPI of 70 and a strength of schedule at 63.
- Three Lady Vols take career double-figure scoring averages against Auburn into the game. Junior Shekinna Stricklen averages 16.3 ppg while senior Angie Bjorklund drops in 11.8 ppg and Glory Johnson adds 11.0 ppg against the Tigers. Johnson is best on the boards with 10.3 rpg.
- The Lady Vols lead in nine of the SEC (all games) statistical categories: scoring, margin, FG%, Defensive FG%, 3FG%, Defensive 3FG%, Rebounding, Rebound margin and Blocks.
- In SEC games only, UT is winning by +30.5 ppg and is followed by LSU at +9.8 ppg and Auburn +8.0 ppg.
- UT has the nation's fourth longest current home court winning streak at 29 games.
- Tennessee junior Glory Johnson went from being a Lady Vol starter to a sixth player beginning with the game versus Rutgers (7 games ago). Until the win over South Carolina, she had been leading Tennessee in scoring at 14.3 ppg and rebounding at 9.0 rpg but dropped to 13.4 ppg and 8.6 rpg with just an eight point and six rebound night at USC. Overall, as a team during this stretch, UT has five more players in averaging over 9.0 ppg -- starters Meighan Simmons 13.7 ppg, 3.5 apg, Taber Spani 9.1 ppg, Shekinna Stricklen 11.1 ppg and 8.6 rpg, Angie Bjorklund 10.1 ppg and Kelley Cain with 9.4 ppg and 9.0 rpg.
- Tennessee owns a 433-66 record all-time record vs. 12 teams from the SEC. UT maintains a winning record against every team in the SEC.
- UT owns a league best record of 295-40 (.879) against all SEC teams dating back to the 1982-83 season.
- Last season, the Lady Vols won 15 games in the expanded SEC slate. All-time, the Lady Vols have registered double-digit victories in conference play an incredible 16 times. Since the 1991-92 season when SEC play first expanded, the Lady Vols have won at least 10 games in the following years: 1992-10 wins, 1993-11 wins, 1994-11 wins, 1995-11 wins, 1998-14 wins, 1999-13 wins, 2000-13 wins, 2001-14 wins, 2002- 13 wins, 2003-14 wins, 2004-14 wins, 2005- 13 wins, 2006-11 wins, 2007- 14 wins, 2008-13 wins and 2010-15 wins.
- Tennessee eclipsed 100,000 fans at home on Jan. 9 against Ole Miss for an amazing 17th consecutive year. The Lady Vols currently average a nation leading 12,970 fans per home game in 2010-11 in 10 home games as 129,694 have clicked through the turnstiles.

**LADY VOLS AT A GLANCE**

This is the Lady Vols' 37th season under Head Coach Pat Summitt... She has compiled a staggering 1,055-198 overall record... Collected her record 1,000th coaching win with a 73-43 decision over Georgia on Feb. 5, 2009... She passed Dean Smith (879 wins) for most NCAA collegiate basketball wins of all-time with a 75-54 victory over Purdue on Mar. 22, 2005 ...Her 2006-07 and 2007-08 squads were crowned as the NCAA Champions producing the program's seventh and eighth titles...Last season, UT finished with a 32-3 overall record and was crowned both the SEC Champions and the SEC Tournament Champions. This season, UT returned 11 letterwinners and welcomed a talented two player rookie class...The 2010-11 season marked the Lady Vol debut for #10 Meighan Simmons, a 5-9 guard from Cibola, Texas and #12 Lauren Avant, a 5-9 guard from Memphis, Tenn.

**OUR SCHEDULE THIS WEEK**

Tennessee is on the road this week traveling to South Carolina (Jan. 20), a 71-56 win, and Auburn (Jan. 23). UT's next home game is on Jan. 27 vs. Mississippi State in Knoxville.

**ON THIS DAY IN LADY VOL BASKETBALL HISTORY**

UT is 11-4 in games played on Jan. 23. The Lady Vols are 5-1 at home, 6-3 on the road and 0-0 on neutral courts. The last time out on Jan. 23, #1/1-ranked UT lost to #2/2-ranked Duke, 53-75, in Durham, N.C., in 2006.

**LOOKING BACK**

Last year at this time, the #3/3-ranked Lady Vols were 16-2, 4-1 SEC and had just lost their first (and only) SEC game to #8-ranked Georgia, 53-50, in Athens, Ga.













**Lady Vols By The Numbers**

- 2** Number of National Assistant Coaches of the Year: Holly Warlick (2007) and Mickie DeMoss (1998, 2000).
- 4** Number of hall of fame coaches on UT's staff.
- 7.7** Rebounds per game averaged by Glory Johnson and Kelley Cain to lead UT in 2009-10.
- 8** National Championships won by UT teams (1987, '89, '91, '96, '97, '98, 2007, '08)
- 12** Blocks Kelley Cain had versus LSU on Feb. 22, 2010 in Knoxville, a UT single-game record.
- 14** SEC Tournament titles (1980, '85, '88, '89, '92, '94, '96, '98, '99, 2000, '05, '06, '08, '10)
- 15** SEC Regular Season titles (1980, '85, '88, '89, '92, '94, '96, '98, '99, 2000, '05, '06, '08, '10)
- 15** Number of teams that qualified for the 2010 NCAA Tournament on this year's docket.
- 19** Women from UT have won WBCA State Farm/Kodak All-America honors
- 22** Number of Final Fours (both AIAW and NCAA) that Summitt has taken her teams to.
- 31** Wins over Mississippi State. The Lady Bulldogs are the only SEC team to never have beaten UT.
- 35** Junior Shekinna Stricklen became the 35th Lady Vol to score 1,000 career points on Dec. 22, 2010.
- 112** The number of weeks Tennessee has been ranked No. 1 in the AP poll
- 158** The number of women who have played for Coach Pat Summitt.
- 358** Miles from Knoxville to Indianapolis, site of the 2011 NCAA Women's Final Four.
- 433** All-Time Tennessee wins over teams in the SEC.
- 459** The number of consecutive weeks UT has been ranked in the AP Top-25.
- 487** Points scored by Angie Bjorklund in 2009-10 to lead the Lady Vols (13.9 ppg).
- 541** Number of wins Head Coach Pat Summitt has over teams on this year's schedule.
- 1,148** The number of wins in UT women's basketball history

*The Lady Vols players and staff are wearing #35 patches in memory of two-time Tennessee NCAA Champion (1987 & 1989) Melissa McCray-Dukes who lost her battle to breast cancer on Dec. 27, 2010.*

2010-11 Tennessee Lady Vols Schedule/TV/Results

	N12 - at Louisville (CBS College Sports)	W, 63-50	<i>Meighan Simmons scored 22 points and grabbed eight rebounds in her debut to spark UT to a 63-50 win at Louisville in front of 22,124.</i>
	N15 - CHATTANOOGA (SS)	W, 103-43	<i>UT broke the record for made 3-pointers with 15 and Meighan Simmons erupted for 26 pts and 4 asts in first career start.</i>
	N18 - VIRGINIA (SS)	W, 85-73	<i>Paced by Angie Bjorklund, who scored 26 points, the Lady Vols came from behind to knock off the Cavaliers after a slow start.</i>
	N21 - ARIZONA STATE (SS)	W, 80-64	<i>Five Lady Vols scored double-figures led by Shekinna Stricklen's 18 pts. while Glory Johnson goes 14 pts &amp; 15 rbs.</i>
	N25 - vs. Missouri	W, 82-44	<i>Everyone played and all recorded a basket as four Lady Vols reached double figures led by Meighan Simmons with 14 points.</i>
	N26 - vs. Georgia Tech	W, 66-42	<i>Junior Glory Johnson puts on a rebounding clinic with a career high 18 boards and adds 15 points to lead UT.</i>
	N27 - vs. #13/12 Georgetown	L, 58-69	<i>Georgetown was the 181st team to ever face Tennessee and the first team to record a win over the Lady Vols on an island all-time.</i>
	D1 - LAMAR	W, 99-55	<i>Lamar was the 182nd team ever to play UT. Meighan Simmons celebrated with a career high 28 pts and a school record 8 treys.</i>
	D5 - at Old Dominion (CSN/myvl8)	W, 74-44	<i>UT has won 15 straight contests over ODU dating back to Jan. 7, 1997. Meighan Simmons led UT with 14 points.</i>
	D12 - at #21/24 Texas (FSN)	W, 92-77	<i>LV starting five each goes for double-figures led by Angie Bjorklund with 20, Meighan Simmons 18 and Shekinna Stricklen's 10 pts/11rbs</i>
	D14 - at #2/3 Baylor (ESPN2)	L, 54-65	<i>UT shoots a school record low 25% from the field (18-72) as BLs Brittney Griner blks 9 shots. Meighan Simmons paces LVs with 22 pts.</i>
	D19 - #3/2 STANFORD (ESPN2)	W, 82-72 OT	<i>UT guts out OT win surviving 7 ties &amp; 7 lead changes as rookie Meighan Simmons drops in 23. UT outscores SU, 12-2 in OT.</i>
	D22 - ETSU (SS)	W, 102-53	<i>Shekinna Stricklen becomes the 35th Lady Vol to join the 1,000 point club as six players drop in double-figure scoring.</i>
	D30 - RUTGERS	W, 87-51	<i>Sophomore Taber Spani has a career high 22 pts., and senior Angie Bjorklund breaks the UT all-time 3-FGM record in the win.</i>
	J2 - at LSU (SEC Network)	W, 73-65	<i>Glory Johnson is a monster off the bench with 19 pts and 15 rbs; Kelley Cain has 19 pts...UT misses first three-pointer in 423 games.</i>
	J6 - ALABAMA (CSS)	W, 110-45	<i>UT now has a 37-game winning streak versus the Crimson Tide after Glory Johnson (19 pts) leads five LVs in double-figure scoring.</i>
	J9 - OLE MISS (CSS)	W, 86-46	<i>Four LVs tally dbl-figs led by Shekinna Stricklen's 18 pts and 13 rbs...Rookie Meighan Simmons drops in 18 as UT shoots 50% as a team for last 5 games</i>
	J13 - at Florida (CSS)	W, 83-40	<i>UT jumps out to a 47-15 halftime advantage as Shekinna Stricklen has back-to-back double-doubles with 11 pts &amp; 12 rbs.</i>
	J15 - VANDERBILT (ESPN)	W, 68-56	<i>ESPN GameDay watches a UT sweep over Vandy. LVs are led by 17 from Meighan Simmons and 13 rbs from Kelley Cain.</i>
	J20 - at SOUTH CAROLINA (SS)	W, 71-56	<i>Sloppy UT (24 TO) overcomes 8 point deficit as Shekinna Stricklen drops in 18 points and grabs a career high 18 rbs.</i>
	J23 - at Auburn (CSS)	2 p.m. CT	<i>Tennessee tied a school record with 13 three-pointers against the Tigers in Knoxville in 2009-10, making 13-of-23 (56.5%).</i>
	J27 - MISSISSIPPI STATE (CSS)	7 p.m.	<i>The Lady Bulldogs are the only team in the SEC to have never claimed a win over the Lady Vols. UT is 31-0.</i>
	J30 - at Arkansas (SEC Network)	1 p.m. CT	<i>With a 74-57 win over the Razorbacks last season, the Lady Vols reached the 20-win mark for the 34th consecutive year.</i>
	F7 - at Kentucky (ESPN2)	9 p.m. ET	<i>The Lady Vols clinched the SEC regular season championship in Lexington last season with an 81-65 victory.</i>
	F10 - FLORIDA (FSN)	7 p.m.	<i>The Lady Vols outscored the Gators, 49-16, in the second half on "The Summit" in Knoxville en route to the 83-44 win in 2009-10.</i>
	F13 - at Vandy (ESPNU)	5 p.m. CT	<i>Led by Kelley Cain's 19 pts, four Lady Vols reached double figures in a 69-60 win in Nashville last season.</i>
	F17 - SOUTH CAROLINA (CSS)	7 p.m.	<i>A severe snowstorm hit Knoxville when the Gamecocks arrived for 2009-10 game, limiting the crowd to just 1,462 fans in a 79-62 UT win.</i>
	F21 - GEORGIA (ESPN2)	7 p.m.	<i>Georgia handed Tennessee its only league loss a year ago, winning 53-50 in Athens.</i>
	F24 - at Ole Miss (FSN)	7 p.m. CT	<i>In the first meeting of 2009-10 in Oxford, Angie Bjorklund converted a contested trey with three seconds left to give UT a 61-58 win.</i>
	F27 - LSU (ESPNU)	2 p.m.	<i>Kelley Cain swatted a Lady Vol-record 12 blocked shots when the Lady Tigers came to Knoxville last season.</i>



SEC Standings

Team	SEC	Overall
<b>Tennessee</b>	<b>6-0</b>	<b>18-2</b>
Georgia	5-0	15-3
Auburn	5-1	12-7
Vanderbilt	4-2	13-6
Kentucky	3-2	14-4
Arkansas	3-3	15-3
LSU	3-3	13-7
Florida	2-4	12-8
South Carolina	2-4	10-9
Ole Miss	1-4	8-9
Mississippi State	0-5	8-9
Alabama	0-6	11-8

(all times ET)

**Sunday, Jan. 23**

- \*Alabama at South Carolina [SEC Net] 2 pm
- \*Ole Miss at Arkansas 3:00 pm
- \*Tennessee at Auburn [CSS] 3:00 pm
- \*Florida at LSU [Cox Sports] 3:00 pm
- \*Mississippi St. at Georgia [FSN] 3:00 pm
- \*Vanderbilt at Kentucky [ESPNU] 4:00 pm

**Thursday, Jan. 27**

- \*Alabama at Florida [FS Florida] 7:00 pm
- \*Arkansas at LSU 8:00 pm
- \*Georgia at South Carolina 7:00 pm
- \*Kentucky at Ole Miss [FSN] 9:00 pm
- \*Mississippi St. at Tennessee [CSS] 7:00 pm

**Sunday, Jan. 30**

- \*Kentucky at Alabama 3:00 pm
- \*Tennessee at Arkansas [SEC Net] 2:00 pm
- \*South Carolina at Auburn 3:00 pm
- \*Florida at Mississippi State [ESPNU] 2:00 pm
- \*Georgia at LSU [ESPN2] 5:00 pm
- \*Ole Miss at Vanderbilt [FSN] 3:00 pm

**Thursday, Feb. 3**

- \*Alabama at Mississippi State 8:00 pm
- \*Arkansas at Georgia [CSS] 7:00 pm
- \*Auburn at Kentucky 7:00 pm
- \*Ole Miss at Florida [FS Florida] 7:00 pm
- \*LSU at Vanderbilt [FSN] 7:00 pm

**Sunday, Feb. 6**

- \*Alabama at Georgia [FSN] 2:00 pm
- \*South Carolina at Arkansas [ESPN2] 4:00 pm
- \*Mississippi State at Auburn 3:00 pm
- \*Vanderbilt at Florida [CSS] 1:00 pm
- \*LSU at Ole Miss [SEC Network] 3:00 pm

**Monday, Feb. 7**

- \*Tennessee at Kentucky [ESPN2] 9:00 pm

**Thursday, Feb. 10**

- \*Auburn at LSU [Cox Sports] 8:00 pm
- \*Florida at Tennessee [FSN] 7:00 pm
- \*Vanderbilt at Georgia [CSS] 7:00 pm
- \*Kentucky at South Carolina 7:00 pm
- \*Mississippi State at Ole Miss 8:00 pm



**2010-11 AUBURN TIGERS**

NO.	PLAYER	HT	POS	CL	HOMETOWN/HIGH SCHOOL
1	Morgan Toles	5-9	G	SO	Fayetteville, Ga./Sandy Creek
2	Morgan Jennings	5-8	G	JR	Atlanta, Ga./Frederick Douglass
4	Parrisha Simmons	6-0	G	JR	Macon, Ga./Southwest Macon
5	Alli Smalley	5-8	G	SR	Arab, Ala./Arab
11	Courtney Strain	5-9	G	FR	Woodland, Ala./Woodland
14	Blanche Alverson	6-3	F-G	SO	Andalusia, Ala./Buford (Ga.)
20	Pascale "P.J." West	6-8	C	SO	LaGrange, Ga./Troup County
21	Jordan Greenleaf	6-1	F	SR	Rex, Ga./Morrow
22	Camille Glymph	5-10	G	FR	Greenville, S.C./J.L. Mann
23	Chantel Hilliard	6-2	F-C	JR	Biloxi, Miss./St. Martin
25	Jassany Williams	6-2	F	FR	Davie, Fla./Nova
32	Tyrese Tanner	6-2	F	FR	Birmingham, Ala./Hoover
34	Peyton Davis	6-5	C	FR	Birmingham, Ala./Mortimer Jordan

Head Coach: Nell Fortner

Assistant Coaches: Kerry Cremeans, Mark Simons, Carla McGhee

**TIGERS PROBABLE STARTERS**

- 1-Morgan Toles, G, 5-9, So., 8.2 ppg, 5.7 apg
- 4-Parrisha Simmons, G, 6-0, Jr., 2.9 ppg, 3.4 rpg
- 5-Alli Smalley, G, 5-8, Sr., 11.7 ppg, 3.0 rpg
- 14-Blanche Alverson, F, 6-3, So., 11.8 ppg, 4.2 rpg
- 21-Jordan Greenleaf, F, 6-1, Sr., 9.7 ppg, 7.7 rpg

**4-1-1 ON AUBURN**

In Auburn's last outing before facing Tennessee, the Tigers rallied from a six point halftime deficit to knock off Mississippi State in Starkville, Miss., 45-41, on Jan. 20. The win was Auburn's fifth conference win of the season, tying last season's SEC total. The Tigers struggled offensively, especially in the opening stanza, managing just 16 points on a chilly 6-of-29 from the floor. Mississippi State held a 22-16 halftime lead. In the second half, Auburn's defense locked the Bulldogs down holding State to just two field goals over the last 7:35 of the game, both coming with less than 20 seconds left. Alli Smalley and Blanche Alverson led AU with 11 points each in the victory. Jordan Greenleaf was the top Auburn rebounder with 10. Auburn lost the rebounding battle, 46-35.

**2010 UT MEETING WITH AUBURN**

The Tennessee Lady Vols were seeking atonement for the two losses the Auburn Tigers dropped on them the season before and hung a 85-56 defeat on the visitors on Jan. 28, 2010 in Knoxville's Thompson-Boling Arena. In 2009, AU became the first squad to beat Tennessee twice in one season since the 2003-04 campaign. In the 2010 victory, four Lady Vols finished the night with double digit scoring efforts, led by junior Angie Bjorklund's 20 points and sophomore Glory Johnson's 10th career double double of 15 points and 13 rebounds. For the night, Tennessee tied a (then) school record of 13 three-pointers made, keyed by a 6-of-12 performance from behind the arc by Bjorklund. It marked the 18th time that the Spokane Valley, Wash., native made at least four three pointers in a contest during her tenure at Rocky Top. Sophomore Shekinna Stricklen tossed in a trio of triples en route to scoring 17 points for the game, and hauled in five rebounds. Classmate Alysia Brewer came off the bench to score 11 points and pulled in eight boards. On a night when the Lady Vols converted 56.5 percent of their threes, the second best three point shooting night of the season, it would be fitting that Johnson made her first career triple too. With 2:50 remaining in the opening stanza and UT holding a 34-25 lead, the ball rolled to Johnson and she heaved up a prayer as she was falling backwards with three seconds on the shot clock and hit nothing but net. The Tigers jumped to an early lead, 5-0, at the 18:27 mark of the first half, but Tennessee used a series of runs and good defense to take a 43-25 half-

time lead. Tennessee also won the battle of the paint as UT's post combination of Kelley Cain and Brewer combined for 18 points and 13 rebounds, while holding AU's KeKe Carrier to eight points, six below her season average. The Lady Vols outscored the Tigers 34-22 in the paint and won the rebounding battle, 43-37.

**LAST TIME AT AUBURN...**

It was not pretty for Tennessee as the No. 10/12-ranked Lady Vols came into the showdown with the No. 6/5-ranked Auburn Tigers on Jan. 25, 2009, as the lower-ranked team for the first time since the Tigers held the nation's top spot and the Lady Vols were No. 2 in the SEC Championship game on March 6, 1989. This time around, as Pat Summitt was chasing win number 999, Auburn dispatched Tennessee, 82-68, as a crowd of 12,067 jammed Beard-Eaves Memorial Coliseum, which set an arena record for the largest crowd to see a basketball game, men's or women's, there. The previous largest crowd of 7,150 saw the 67-59 win over UT on Jan. 6, 1989. Auburn struck first with a 7-2 lead and UT would not take its first lead, 23-22, until redshirt freshman Kelley Cain made a layup with 2:48 left before the break. AU responded with a 9-0 run before Briana Bass banked in a running 40-foot 3-pointer to cut Auburn's halftime lead to 31-26. Tennessee got the first bucket of the second half to pull within three, but that would be as close as UT would get. Auburn went on a 17-5 run to the 14:11 point of the second stanza, opening up a 48-33 lead. The Tigers built a 24-point advantage, 73-49, with just 4:22 remaining. UT responded with a 14-0 run of their own to make the score 77-67 with 43 seconds to play, but Auburn would convert 5-of-6 free throws down the stretch. UT rookie Shekinna Stricklen scored a career-high 26 points including four treys. Johnson was the only other Lady Vol to score in double-figures with 13. AU's DeWanna Bonner's 35 points and nine rebounds were just too much.

**AUBURN-UT QUICK HITTERS**

Today's game marks the 44th all-time meeting between Auburn and Tennessee...Although the Tigers won seven of the first 15 contests with UT, the Orange has since claimed 25 of the last 28 games between the two squads... A pair of USA Olympic coaches will square-off today as well... Auburn is led by former Team USA head coach Nell Fortner, who led the United States to a gold medal in the 2000 Olympics... UT's Pat Summitt was the head coach of the first USA Olympic gold medalists in 1984 games in Los Angeles... Lady Vol legend and two-time KODAK All-American, Daedra Charles-Furrow was an integral member of the Auburn coaching staff from 2006-08 before returning to Knoxville in May 2008...

**UT vs. Auburn Series  
Tennessee leads 33-10**

UT/OPP				
DATE	RANK	SITE	W/L	SCORE
2/9/80	5/nr	H	W	72-61
3/6/83	10/15	H	W	83-75
3/4/85	15/9	N44	W	63-60
2/8/86	10/11	H	L	60-66
1/14/87	2/3	A	L	69-75
3/6/87	8/2	N51	L	96-102
3/21/87	7/2	H	W	77-61
1/9/88	4/2	H	L	68-71
3/7/88	3/1	N51	W	73-70
1/7/89	1/3	A	L	59-67
3/6/89	2/1	N51	W	66-51
4/2/89	1/2	N55	W	76-60
2/3/90	5/14	H	W	76-65
3/5/90	3/11	N51	L	77-78
1/19/91	2/10	A	L	65-70
3/3/91	4/5	N51	W	70-62
3/23/91	4/6	H	W	69-65
1/30/92	4/6	H	W	69-54
1/12/93	2/9	A	W	70-59
1/15/94	1/21	H	W	58-46
1/14/95	1/nr	A	W	68-43
2/18/96	5/20	H	W	72-67 (OT)
2/15/97	8/nr	A	W	76-63
3/2/97	8/nr	N65	L	59-61
2/14/98	1/nr	H	W	79-63
2/14/99	1/17	A	W	71-63
2/27/00	2/11	H	W	76-61
2/25/01	1/nr	A	W	63-49
1/10/02	2/19	H	W	71-50
1/27/02	2/22	A	W	66-53
1/12/03	5/nr	H	W	81-72
2/16/03	3/nr	A	W	59-56
3/7/03	3/nr	N107	W	66-51
2/1/04	1/22	H	W	68-61 (OT)
1/20/05	7/nr	A	W	81-71
3/4/05	5/nr	N114	W	64-54
2/23/06	5/nr	H	W	81-56
3/3/06	8/nr	N107	W	77-45
2/8/07	3/nr	A	W	72-62
1/10/08	2/nr	H	W	85-52
1/25/09	10/6	A	L	68-82
3/7/09	19/6	N107	L	58-78
1/28/10	5/nr	H	W	85-56

**AUBURN SERIES**

Tennessee leads the series with Auburn, 33-10. The two teams began competing during the 1980 season in the SEC Tournament. Going into the 2009 regular season meeting, UT had won the last 16 consecutive outings with AU.

**FIRST SINCE UCONN**

In 2008-09, Auburn became the first team to beat UT twice in a season since UConn pulled off the double during the 2003-04 campaign.

**THOSE DARN CATS**

Auburn is one of just 10 teams who have recorded a win over the Lady Vols in Thompson-Boling Arena. The Tigers defeated UT on Jan. 9, 1988, 71-68. The nine other teams with wins over UT since the team moved to TBA in 1987 includes: Texas (78-97, 66-69 and 60-70), Louisiana Tech (58-59 and 64-69), Georgia (74-81, 93-94 OT), Connecticut (53-59, 67-74 and 72-86), Stanford (65-82), Duke (59-57, 74-70 and 62-54), LSU (69-72), Florida (93-95 OT) and Virginia (83-82).

**UT-AUBURN SERIES RANKINGS**

In the all-time series meetings when the Lady Vols have been ranked higher, UT holds a 29-6 advantage. Auburn has been ranked the higher team in eight of the games and is 4-4 vs. Tennessee.



UT's last nine games since the loss:

	HEADING INTO BAYLOR	SINCE
UT FG%	.442	.488
OPP FG%	.357	.300
UT 3 FG%	.350	.377
OPP 3 FG%	.281	.250
UT FT%	.621	.720
OPP FT%	.696	.660
UT PPG	77.8	84.7
OPP PPG	56.9	53.8
UT Rebounds	44.4	50.1
OPP Rebounds	35.0	35.0

UT went from having three players in double-figure scoring to five players ... In the nine games since the loss to Baylor, Meighan Simmons is averaging 14.7 ppg and is followed by Glory Johnson (12.2 ppg), Angie Bjorklund (11.4 ppg), Taber Spani (10.0 ppg), Shekinna Stricklen (11.1 ppg) -- inching toward double-figs Kelley Cain (9.7 ppg).

**HOLY SMOKES BATMAN**

Tennessee blasted out of the blocks in SEC play this season. Through five games, the Lady Vols have rejected 49 shots for a ridiculous 8.2 bpg average. UT's opponents are shooting just 28% from the field and 23% from the three point line.

**ROCKY TOP YOU'LL ALWAYS BE...**

Home, sweet home, to me.... On good ole Rocky Top, Tennessee is entertaining the home fans to a scoring bonanza this season averaging 90.2 ppg on The Summitt while holding the opponents to just 55.8 ppg. No wonder the Lady Vols average a nation leading 12,970 fans per game.

**ATTEMPT THIS CROWDED HOUSE!**

Tennessee's combined attendance of 39,051 from the men's and women's quasi doubleheader versus Vanderbilt on Jan. 15 is believed to be a record for an on-campus men's and women's college basketball doubleheader. The Vols drew 21,198 fans for their noon game with the Commodores and the Lady Vols welcomed 17,853 folks to their game at 8 p.m. vs. the Commodores. For the Lady Vols, it was their largest crowd of the season and the largest crowd for a Lady Vols game at Thompson-Boling Arena since 20,249 watched Tennessee defeat Mississippi State, 72-46, on Feb. 24, 2008.

**ESPN COLLEGE GAMEDAY -- A SUCCESS**

The Tennessee Lady Vols added another notation to its unparalleled history, when ESPN's College GameDay Driven by State Farm® series' first-ever doubleheader was deemed "an incredible success" on Jan 15, 2011, in Knoxville. It marked the first time the show originated from a site that featured a men's and women's game played in the same day and kicked off ESPN's eight-week GameDay slate. The Lady Vols took the \* p.m. nightcap over Vanderbilt 68-56 after the men's come-from-behind victory over Vandy in the noon game. College GameDay telecasted a two-hour morning show from Thompson-Boling and came back for a one-hour evening show, 7-8 p.m. before the Lady Vols tipped off.

**JAILBREAK DEFENSE IN THE SWAMP**

Tennessee's first half defense at Florida was in total jail break mode. The Lady Vols held the Gators to an ugly display of 6 of 30 from the field (.200) and allowed just two baskets from the Florida starting five in the first 20 minutes of play en route to a 47-15 first half lead.

**AMAZING SUMMITT NUMBERS**

- Summitt has faced 162 opponents in 1,253 total games and teams from 35 conferences
- 47% of her 1,253 total games have been played versus ranked teams (586 total games against ranked opponents) with 425 victories versus ranked opponents
- 158 all-time Lady Vols have contributed to 1,055 wins.
- 72% of those all-time players have gone on to be decorated as Olympians, All-Americans, USA National Team members, All-SEC performers, Academic All-Americans, Academic All-SEC, etc.

**CONGRATS TO BJORKKLUND**

Senior guard Angie Bjorklund has made the cut to the final 20 of the John Wooden Award. It was announced on Jan. 11, 2011 by The Los Angeles Athletic Club. The list is comprised of 20 student-athletes who, based on last year's individual performance and team records, are the current frontrunners for college basketball's most prestigious honor. The John R. Wooden Award All American Team will be announced the week of the "Elite Eight" round during the NCAA Tournament, making it unique among college postseason awards.

**RARE SEC ROAD LOSSES FOR SUMMITT**

Lady Vol coach Pat Summitt's teams rarely lose on the road in the SEC but 2008-09 was the exception with five losses on the road against just two wins. The loss to Vanderbilt on Jan. 11, 2009 was the 30th SEC road loss suffered by a Summitt-coached Lady Vol team and halted a 17-game SEC road winning streak. Two weeks later, UT also lost, this time at #6/5 Auburn and two weeks after that #11/13 Florida defeated the Lady Vols. Add another two weeks and another SEC road loss for UT, this time a 66-56 decision a the hands of the Kentucky Wildcats and a week later it was a road loss at LSU, 63-61. Last season, Georgia tagged the Lady Vols with a regular season SEC loss for the first time since the Bulldogs prevailed 78-51 on Jan. 17, 2000.

**AMAZING AT HOME VS. THE SEC**

Since Tennessee began contesting games with SEC opponents, the Lady Vols have produced a 181-12 record in home games. Only six SEC teams have ever managed a victory over the Lady Vols in Knoxville – Auburn, Florida, Georgia, Kentucky, LSU and Ole Miss. Georgia has won three games on UT's turf while Auburn, Kentucky, Ole Miss and LSU have registered two wins each and Florida one win. Georgia was the only team to defeat UT at home in the 1990s (1991 & 1996). LSU and Florida are the only SEC teams to defeat UT at home in the 21st century.

**IT WAS INCREDIBLE**

From 1980-1997, the Lady Vols claimed a total of six SEC regular season titles in 17 years. From 1998-2004, Tennessee captured seven consecutive SEC regular season crowns producing an amazing 109-4 record. UT's only league losses were to Vandy, Georgia and LSU (twice) during this stretch.

**EIGHT WAS GREAT**

Over the years, eight Lady Vols teams have gone undefeated in SEC play: 1993, '94, '95, '98, 2001, '03, '04 and '07.



**The Pat Summitt File**

(all in 37 seasons as UT's head coach)

**ALL GAMES**

OVERALL:	1,055-198 (841)
HOME:	485-45 (911)
AWAY:	346-90 (.791)
NEUTRAL:	224-63 (.781)

**SEC GAMES**

OVERALL:	430-65 (.865) vs. all SEC
HOME:	193-13 (.933)
AWAY:	162-35 (.817)
NEUTRAL:	75-17 (.811)

**NON-CONFERENCE GAMES**

OVERALL:	625-133 (.823)
----------	----------------

**SEC CHAMPIONSHIPS**

(15 out of 30) 1980, 1985, 1990, 1993, 1994, 1995, 1998, 1999, 2000, 2001, 2002, 2003, 2004, 2007, 2010

**SEC TOURNAMENT GAMES**

OVERALL:	63-17 (.782)
----------	--------------

**SEC TOURNAMENT TITLES**

(14 out of 30) 1980, 1985, 1988, 1989, 1992, 1994, 1996, 1998, 1999, 2000, 2005, 2006, 2008, 2010

**GAMES VS. RANKED TEAMS**

OVERALL:	425-161 (.725)
AP RANKED 1-10:	175-121 (.595)
AP RANKED 11-25:	231-38 (.861)
ESPN RANKED 1-10:	132-78 (.634)
ESPN RANKED 11-25:	197-27 (.883)

**GAMES VS. UNRANKED TEAMS**

OVERALL:	630-37 (.941)
----------	---------------

**NCAA TOURNAMENT GAMES**

OVERALL:	106-21 (.839)
29 FIRST/SECOND ROUNDS:	44-1
28 REGIONAL SEMIS:	23-5
23 REGIONAL FINALS:	18-5
18 NCAA FINAL FOURS:	21-10
NCAA TITLES:	8 (1987, 1989, 1991, 1996, 1997, 1998, 2007, 2008)

**SEC COACH OF THE YEAR**

1993, 1995, 1998, 2001, 2003, 2004, 2007

**NCAA COACH OF THE YEAR**

1983, 1987, 1989, 1994, 1995, 1998, 2004

**NAISMITH COACH OF THE CENTURY**

2000

**UT WINNING STREAKS VS. SEC TEAMS**

Tennessee holds a winning streak over every SEC team except Georgia heading into the 2011 slate of conference games. The Lady Vols sport 30-plus game winning streaks over three SEC teams -- South Carolina 39, Alabama 37, and Mississippi State 31. Five conference foes broke Lady Vol winning streaks in the 2008-09 season when Auburn, Kentucky, LSU and Vanderbilt all tagged UT with a loss. Mississippi State is still the only SEC school never to defeat Tennessee.

School	Win Streak and last loss
Alabama	37 in a row, since 3-3-1984
Arkansas	16 in row, since 12-29-1996
Auburn	1 in a row, since 3-7-2009
Florida	4 in a row, since 2-8-2009
Georgia	no streak, since 1-21-2010 (1 loss)
Kentucky	2 in a row, since 2-19-2009
LSU	3 in a row, since 2-26-2009
Mississippi	21 in a row, since 2-4-1996
Mississippi St.	31 in a row, never lost to MSU
South Carolina	39 in a row, since 1-23-1980
Vanderbilt	5 in a row, since 1-11-2009

**UT MAKES A POINT OVER BAMA**

Tennessee scored 110 points in the SEC home opener win over Alabama on Jan. 6, 2011. It was the most points scored by the Lady Vols since they dropped 136 against Puerto Rico Mayaguez on Nov. 29, 2002. It's also the most points scored against an SEC opponent since scoring 119 against Ole Miss on Feb. 8, 2001.

**SIMMONS IS QUITE THE DISH**

Lady Vol rookie guard Meighan Simmons has been pretty impressive as Tennessee's leading scorer this season. The savvy rookie bumped up her young resume dishing out 11 assists against Alabama, a Lady Vol freshman record. She became the 10th Lady Vol ever to record a points and assists double-double and the first rookie to do so.

**DID YOU KNOW SUMMITT WAS A "STAR"**

Coach Pat Summitt was the first person honored with a star on the new Riverwalk of Fame during a ceremony on Knoxville's Volunteer Landing on Jan. 5. The Riverwalk of Fame - which will stretch along Volunteer Landing - will honor people from Knoxville and the surrounding area who have made a great mark nationally or internationally and in doing so, brought honor to East Tennessee. The honorees can range from writers, musicians, actors, athletes and coaches to scientists, astronauts, statesmen and others of note. Tennessee governor elect and outgoing Mayor Bill Haslam made the announcement that Summitt would be honored after she won her 1,000th game as the Lady Volunteers coach last February. Each person on the Riverwalk will be honored with a large star that will include their name as well as a small, but significant, symbol of what that person did that made a difference in people's lives. In Summitt's case it will be a basketball. "We're all proud of Pat Summitt and always happy to have an opportunity to let her know how much she means to us," Haslam said. "She's a great choice to be the person honored with this first star on the Riverwalk."

**LOTS OF LOVE AT HOME**

The Lady Vols have a 29-game home court winning streak on "The Summitt." Currently, it is the fourth longest active streak in the NCAA for women's hoops. The Lady Vols went undefeated at home last season at 17-0 and have not lost a game in Thompson-Boling Arena since Feb. 16, 2009 (a 62-64 loss to Duke). The 29-game streak is the fourth longest in Lady Vol history. Tennessee

has an all-time homecourt winning streak at 69 games. Connecticut just passed the Lady Vols for the all-time NCAA mark with 71 games. The two teams previously shared the record.

**GLORY DOES IT AGAIN -- OFF THE BENCH**

Lady Vol junior forward Glory Johnson captured her second SEC Women's Basketball Player of the Week award of the season on Jan. 3. In her first two games off the bench this season, Johnson responded by tallying averages of 15.5 ppg, 12.0 rpg, 1.5 apg, 1.0 bpg and 1.5 spg, while leading No. 5/6 Tennessee to wins over Rutgers (87-51) and LSU (73-65) last week. The Knoxville, Tenn., native nailed 58.8 percent of her field goals and 73.3 percent of her charity tosses. She had 12 points and nine rebounds in just 19 minutes against the Scarlet Knights on Thursday, Dec. 30, at Thompson-Boling Arena. She lived at the free throw line, making 8 of 12 attempts, and also locked down her defensive assignments. Against the Tigers in Baton Rouge, La., on Jan. 2, Johnson was dominant from the time she entered the game and scored a season-best 19 points while collecting 15 rebounds. It was her fourth double-double of the 2010-11 season and 14th of her career. She was one board shy of recording a double-double in the first half. Johnson was named SEC Player of the Week earlier this season on Nov. 29, 2010.

**THERE'S NO PLACE LIKE HOME**

This season at home, the Orange and White hold a perfect 10-0 mark, winning each contest by at least 10 points but an overall average of +34.4 (90.2 ppg to 55.8 ppg). At TBA, the Big Orange has shot .484 from the field, while holding the opposition to a .324 shooting percentage...In three of the 10 home games, the Lady Vols have tallied double-digits in three-pointers made, including a school-record 15 against Chattanooga and Lamar. Tennessee is outrebounding opponents by +12.5 -- 48.4 to 35.9. For some reason, the Lady Vols take better care of the ball at home with just 12.6 miscues per contest and dish 16.9 assists per game.

**BJORKLUND LOVES TBA**

Senior Angie Bjorklund is averaging 14.7 ppg at Thompson-Boling Arena this season and boasts a three-point shooting percentage of .473 at home, compared to .330 on the road.

**FREE THROW DEFENSE -- SOME HOPE**

UT has been pretty bad from the charity stripe this season but might have turned the corner in the New Year. Tennessee connected on a season high 83.8 percent against Alabama (31-37) after connecting on 82.6 percent (19-23) from the charity strip at LSU. In Baton Rouge, UT hit 13 in a row before missing with 5:36 left in the game. UT's free throw percentage has jumped to a season high of 66.9 percent. Typically this season, free throws have felt like turnovers for some of the Lady Vols. UT has moved up to 196th in the nation after sinking to a dismal 310th out of 333 teams from the charity stripe to start the season.

**BJORKLUND BROKE IT**

Tennessee senior sharpshooter Angie Bjorklund has climbed into sole possession of first place on the Lady Vol all-time three-point career charts. She now has 282 made treys for her career and passed Shanna Zolman's 266 mark set from 2003-06. Kara Lawson is now in third place with 256 career treys.

**422 GAMES WITH A TRIPLE -- SNAPPED AT LSU**

Against LSU on Jan. 2, 2011 the Lady Vols failed to make a three-pointer (going 0-7) and had



**The Enemy Camp**

How Tennessee's 2010-11 opponents are doing as of Jan. 23, 2011

(TENNESSEE 18-2 5 6 3 3)

School	W-L	AP	ESPN	RPI	S.O.S.
Alabama	11-8	--	--	88	63
Arkansas	15-3	23	24	27	73
Arizona State	11-5	--	--	29	23
Auburn	12-7	--	--	69	63
Baylor	17-1	1	1	6	18
Chattanooga	8-11	--	--	198	164
East Tennessee St.	8-9	--	--	132	90
Florida	12-8	--	--	45	17
Georgetown	13-5	16	17	12	9
Georgia	15-3	24	rv	21	48
Georgia Tech	16-5	rv	rv	23	27
Kentucky	14-4	19	19	17	24
Lamar	11-4	--	--	94	190
Louisville	12-7	--	--	36	16
LSU	13-7	--	--	58	47
Mississippi	8-9	--	--	118	74
Mississippi State	8-9	--	--	119	75
Missouri	9-9	--	--	49	8
Old Dominion	11-6	--	--	56	43
Rutgers	10-6	--	rv	28	11
South Carolina	10-9	--	--	63	19
Stanford	15-2	4	4	4	2
Texas	11-7	rv	--	53	26
Vanderbilt	13-6	--	--	30	22
Virginia	11-9	--	--	55	13

their consecutive three-pointer record snapped at 422 consecutive games. Previously, the last time UT did not make at least one three was Jan. 21, 1999, at Florida. UT won that game 77-64.

**CONTINUE TO TAKE PRIDE IN BOARD PLAY**

Coach Pat Summitt's mantra of defense and boards has been a staple of her nearly four decades of coaching. The Lady Vols have produced solid board play outrebounding Chattanooga, 49-31, Louisville, 53-29, narrowly eeking by Virginia, 35-34, Arizona State, 45-36, Missouri, 36-33, Georgetown, 45-27, Lamar, 54-40, ODU, 39-33, Texas, 43-37, Baylor, 53-43, Stanford 43-38, ETSU, 53-34, Rutgers, 46-27, LSU, 42-31, Alabama, 54-49, Ole Miss, 53-31, Florida, 57-37, Vanderbilt, 52-39 and South Carolina, 51-31. Only Georgia Tech (37-36) has outrebounded UT in 2010-11. Last season, in 35 games, Tennessee was outrebounded only twice -- by Stanford, 44-34 and at Alabama by a whopping 45-33 margin. This season, the Lady Vols hold an +12.1 rebounding advantage.

**LADY VOL STREAKS**

The Lady Vols last loss at home was against Duke, 62-54, on Feb. 16, 2009, since then UT has won 29 home games. The last time UT lost on the road was on Dec. 14, 2010 at Baylor, since then, UT has won three road games. The last time the Lady Vols lost on a neutral court was against #13/12 Georgetown, 69-58, on Nov. 27, 2010. Since that time, UT has not played on a neutral court.

**LADY VOLTS ON TV**

Currently, 25 of 30 Lady Vol regular season games are slated for television this season airing on ESPN (1 game), ESPN2 (4 games), ESPN (2 games), FSN/FOX Sports and SportSouth (9), Comcast (7), SEC Network (2) and CBS College Sports (1). Upcoming TV games include: Auburn and Mississippi State (both on CSS). UT is 15-1 on TV in 2010-11. Last season, the Lady Vols were 30-3 on TV. In the 2007-08 season, UT had a school record 36 television appearances.

**KINNA JOINS THE 1000 POINT CLUB**

Lady Vol junior Shekinna Stricklen became the 35th member of the Tennessee 1,000 point club on Dec. 22, 2010. The Morrilton, Ark., native went over the mark against ETSU with seven points on the night to enter the elite group of Lady Vol 1,000 point achievers.

**FAST STARTS FOR LADY VOL ROOKIES**

Tennessee has enjoyed a tremendous tradition of some great Lady Vol rookies. Current frosh Meighan Simmons joined that elite group by registering double-figure scoring in her first 13 games. She was on pace to tie Chamique Holdsclaw's rookie record by reaching double figure scoring in her first 14 games at UT. Simmons fell short in her 14th game versus Rutgers scoring just seven points in 13 minutes after getting into foul trouble in the first half. Candace Parker started her career by reaching double figures in her first nine games, while Glory Johnson accomplished the feat in her first 10 collegiate contests.

**Consecutive Double-Digit Scoring Performances to Begin UT Freshman Season**

(Since 1980-81):

Chamique Holdsclaw 1995-96	14
Meighan Simmons 2010-11	13
Glory Johnson 2008-09	10
Candace Parker 2005-06	9
Dana Johnson 1991-92	6
Tamika Catchings 1997-98	5

**ROOKIE OF THE WEEK AGAIN**

Rookie guard Meighan Simmons captured the SEC Freshman of the Week award for the second time this season on Dec. 20. Simmons tallied back-to-back 20-point games over a pair of top-five opponents this past week, as sixth-ranked Tennessee split against No. 2/3 Baylor and No. 3/2 Stanford. The 5-9 guard from Cibolo, Texas, scored 22 points and grabbed five boards in a 65-54 loss to the Lady Bears in Waco, Texas, and then poured in 23 points against the No. 3/2 Stanford Cardinal, as UT captured an 82-72 overtime victory on Dec. 19. Simmons sent the game to overtime with a three-pointer that knotted the contest at 70-70 with 48 seconds left in regulation. In the extra period, Simmons scored four points and forced two Stanford turnovers. For the week, she averaged 22.5 ppg and 6.0 rpg.

**SEC ROOKIE OF THE WEEK**

Rookie Lady Vol guard Meighan Simmons captured the Southeastern Conference Women's Basketball Freshman of the Week award on Dec. 6. Simmons had another dazzling week from Nov. 29 - Dec. 5, leading Tennessee to a 99-55 victory over Lamar on Wednesday in Knoxville, Tenn. and a 74-44 triumph against Old Dominion on Sunday in Norfolk, Va. In her first game starting at point guard, she scored a career-high 28 points, including a UT single-game record eight three-pointers, and dished a career-best five assists versus Lamar. Her 28-point explosion ranks as the sixth highest total ever by a Lady Vol freshman. The Cibolo, Texas, native followed that performance by pouring in 14 points and dishing a team-high four assists in the rout of Old Dominion. On the week she scored 42 points, handed out nine assists, grabbed four rebounds, snatched four steals and recorded a block. She shot 48.4 percent from the floor and 45 percent from behind the arc. Through nine games, Simmons leads the 8-1 Lady Vols and ranks second in the SEC in scoring at 16.8 ppg, while also shooting 47.1 percent from the field and dishing a team-best 2.8 apg.

**GLORY, GLORY**

Lady Vol junior Glory Johnson was named the SEC Women's Basketball Player of the Week (Nov. 22-28). She led then-No. 4 Tennessee to a 2-1 record at the Paradise Jam in St. Thomas, USVI. She was named to the "Reef Division" all-tournament team after averaging 11.7 ppg, 13.0 rpg and shooting 61.1 percent from the field at the three-day competition. After tallying seven points and nine boards to open the tournament on Thursday in a 82-44 win over Missouri, the 6-3 forward recorded back-to-back double-doubles to close the weekend. Johnson grabbed a career-high 18 rebounds to go along with a game-high 15 points in a 66-42 win over Georgia Tech on Friday, and scored 13 points and snagged 12 boards on Saturday in a 69-58 loss to No. 12/13 Georgetown. This was Johnson's third career SEC weekly honor. She was named SEC Freshman of the Week twice in 2008-09.

**WELCOME TO "THE SUMMITT"**

The playing court in the Thompson-Boling Arena on the University of Tennessee campus donned a new look for the 2005-06 season. After Lady Vol coach Pat Summitt passed Dean Smith for most NCAA collegiate basketball wins of all-time with a 75-54 win over Purdue on Mar. 22, 2005, UT named the TBA court, "The Summitt." The floor had a complete overhaul with permanent logos of both the Lady Vols and Vols painted directly in front of the scorer's table; the free throw lanes were painted orange with "SEC" reversed



**Tennessee Double-Doubles**

<b>Freshmen (2 or more)</b>	<b>Johnson, Glory</b>	<b>4</b>
Holdsclaw, Chamique	Fluker, Tye'sha	3
Frost, Sheila	Towns, Paula	3
Parker, Candace	Butts, Tasha	3
Catchings, Tamika	<b>Kelley Cain</b>	<b>2</b>
Horton, Karla		
Johnson, Tiffani		
<b>Johnson, Glory</b>	<b>Seniors (2 or more)</b>	
Gordon, Bridgette	Collins, Shelia	14
Morton, Karen	Harrison, Lisa	14
Anosike, Nicky	Charles, Daedra	13
Ostrowski, Mary	Ostrowski, Mary	12
Snow, Michelle	Holdsclaw, Chamique	9
<b>Cain, Kelley</b>	Johnson, Dana	9
<b>Brewer, Alyssia</b>	Webb, Lisa	9
<b>Stricklen, Shekinna</b>	Frost, Sheila	8
Ely, Shyra	Rankin, Jill	8
Evans, Peggy	Catchings, Tamika	7
Groover, Debbie	Ely, Shyra	7
Thompson, Pashen	Anosike, Nicky	6
	Gordon, Bridgette	6
	Jackson, Gwen	6
	Noble, Cindy	6
	Butts, Tasha	3
	Fuller, Alex	3
	Robinson, Ashley	2
<b>Sophomores (2 or more)</b>	<b>Most in a career (5 or more)</b>	
Parker, Candace	Holdsclaw, Chamique	57
Holdsclaw, Chamique	Parker, Candace	45
Ostrowski, Mary	Ostrowski, Mary	35
Groover, Debbie	Catchings, Tamika	32
Horton, Karla	Charles, Daedra	30
Gordon, Bridgette	Frost, Sheila	30
Catchings, Tamika	Ely, Shyra	22
Ward, Vonda	Horton, Karla	22
Towns, Paula	Gordon, Bridgette	21
<b>Johnson, Glory</b>	Groover, Debbie	20
Ely, Shyra	Johnson, Dana	20
Evans, Peggy	Noble, Cindy	20
Haave, Tanya	Jackson, Gwen	18
Jackson, Gwen	Harrison, Lisa	17
<b>Shekinna, Stricklen</b>	Johnson, Tiffani	17
Charles, Daedra	Collins, Shelia	15
Ely, Cindy	Ward, Vonda	15
Johnson, Dana	Haave, Tanya	14
<b>Baugh, Vicki</b>	Thompson, Pashen	14
<b>Cain, Kelley</b>	<b>Johnson, Glory</b>	<b>14</b>
Freeman, Valerie	Snow, Michelle	13
Frost, Sheila	<b>Stricklen, Shekinna</b>	<b>13</b>
<b>Manning, Alicia</b>	Anosike, Nicky	11
Noble, Cindy	Webb, Lisa	11
Randall, Semeka	McCray, Nikki	10
Snow, Michelle	Towns, Paula	10
<b>Brewer, Alyssia</b>	Evans, Peggy	9
	Rankin, Jill	8
	<b>Cain, Kelley</b>	<b>8</b>
	Randall, Semeka	7
	Butts, Tasha	6
	Brogdon, Cindy	5
<b>Juniors (2 or more)</b>	<b>Points and Assists DD</b>	
Holdsclaw, Chamique	Clower, Susan	1
Parker, Candace	Henry, Lea	1
Charles, Daedra	Hornbuckle, Alexis	1
Noble, Cindy	Marciniak, Michelle	1
Johnson, Dana	Marsh, Dawn	1
Johnson, Tiffani	McCree, Carla	1
Ostrowski, Mary	<b>Simmons, Meighan</b>	<b>1</b>
Catchings, Tamika	<b>Stricklen, Shekinna</b>	<b>1</b>
Ely, Shyra	Warlick, Holly	1
Frost, Sheila	Zolman, Shanna	1
Haave, Tanya		
McCray, Nikki		
Thompson, Pashen		
Jackson, Gwen		
<b>Stricklen, Shekinna</b>		
Groover, Debbie		
Horton, Karla		
Snow, Michelle		
Ward, Vonda		
Brogdon, Cindy		

out; the giant jump circle/mid-court TENNESSEE was given a new brighter color scheme, and "The Summitt," Coach Summitt's actual signature adorns the sidelines opposite the team benches.

**300 WINS IN TBA**

Tennessee recorded its 300th win in Thompson-Boling Arena when the Lady Vols defeated the Stanford Cardinal, 79-69 OT on Dec. 21, 2008. Seven years earlier, UT grabbed its 200th TBA win over the University of Southern California on Nov. 18, 2001, 106-66. UT has now amassed a 334-20 (.942) record since the Orange and White moved into the Thompson-Boling Arena to start the 1987-88 season 23-years ago. Along the way, the Lady Vols have produced 10 flawless home records in 1988-89 (15-0), 1991-92 (14-0), 1992-93 (13-0), 1993-94 (15-0), 1994-95 (15-0), 1997-98 (16-0), 1998-99 (14-0), 2000-01 (15-0), 2002-03 (16-0) and 2009-10 (17-0). UT also registered an former NCAA record 69-game home court-winning streak from Feb. 1, 1991 thru Jan. 2, 1996.

**JUST 20 LOSSES**

The Tennessee Lady Vols rarely lose at home. In fact, since moving to the Thompson-Boling Arena for the 1987-88 campaign, UT has lost two games in one season just seven times. UT lost two games in TBA during the inaugural 1987-88 campaign, 1996-97, 1999-00, 2001-02, 2003-04, 2005-06 and 2008-09 seasons. The 20 all-time losses at TBA have come at the hands of just 10 teams: Virginia (2008), Florida (2006), LSU (2008, 2006), Duke (2009, 2007, 2004), Connecticut (2004, 2002, 2000, 1996), Louisiana Tech (1999, 1989), Georgia (1996, 1991), Texas (2003, 2002, 1987), Stanford (1996) and Auburn (1988).

**HOME SWEET HOME -- OVER 400 HOME WINS**

The victory over Georgia on Jan. 31, 2005, was the Lady Vols 400th home win since Pat Summitt took over as head coach in 1974. Summitt has won 91.4 percent of all home games in 37 years producing a 488-45 overall record. Home losses (in the Summitt era) include: six in Alumni Gym from 1974-76; 19 in Stokely Athletics Center from 1976-87; and 20 in Thompson-Boling Arena.

**100 POINT GAMES**

Since 1974, the Lady Vols have gone over the century mark 76 times. The 1987-88 team hit triple digits in seven games to lead the NCAA. UT has a record of 73-3 all-time in 100-point games and a 51-0 record when hitting the century mark at Thompson-Boling Arena

**IN OVERTIME**

Tennessee is 28-13 all-time in overtime games. The most OT games in a year was tied in 2003-04 with four as the Lady Vols went 3-1 in overtime losing to Georgia, 68-66, and defeating Auburn, 68-61, DePaul, 96-89, and Stanford, 70-66. It tied the mark set in 1996-97, when the Lady Vols were 3-1 in overtime contests losing to Georgia, 94-93, and defeating Texas, 68-65, Vanderbilt, 92-79 and LSU, 100-99. UT's 22 points in the OT against Florida (2-3-05), was the most ever scored by the Lady Vols in a single overtime. UT's most recent OT affair was a 82-72 win over Stanford on Dec. 19, 2010, at home.

**OVER 500 GAMES VS. RANKED**

Tennessee's game versus #12 Georgia on Feb. 16, 2006 was the Lady Vols' 500th all-time versus a ranked team since the inception of the polls in 1976. UT is an amazing 425-159 (.725) versus ranked teams.

**A LOOK AT ATTENDANCE**

The Tennessee Lady Vols staying power with the home fans is evidenced by the huge numbers who have turned out for games in Knoxville since 1990. Tennessee has won the attendance challenge 15 out of the last 21 years.

**MICKIE D BACK IN TENNESSEE ORANGE**

Tennessee fans are tickled to death to have longtime Lady Vol staffer Mickie DeMoss back on the Tennessee bench in 2010. DeMoss left UT for the head coaching position at the University of Kentucky in 2003. Prior to DeMoss taking the helm at Kentucky, the Lady Vols had outscored the Wildcats by an average of 32.0 ppg (85.8 to 53.8) in the four previous seasons (2000-03). The "DeMoss Factor" (2004-07) narrowed the score to a Tennessee leading 70.3-62.3, just a +8.0 winning margin for UT. DeMoss' Cats shaved Tennessee's margin of victory by 24 points. DeMoss stepped down from coaching after the 2007 season only to be lured back into the fray by taking an assistant position with Texas. When a position opened up on Coach Pat Summitt's staff last spring, DeMoss took the opportunity to come home to Knoxville as an assistant coach and the recruiting coordinator.

**GOT THE PATCH**

Tennessee athletes who have achieved honor roll status (above a 3.0 GPA) in the classroom display a "Vol Scholar" patch on their uniform. The "VS" letters are wrapped around a replica of the torch carried by the UT Torchbearer. Currently, seniors Angie Bjorklund and Sydney Smallbone, juniors Briana Bass, Vicki Baugh, Glory Johnson, Alicia Manning, sophomore Taber Spani and freshman Lauren Avant display the academic patch on their uniforms.

**LADY VOLS OWN ALL-TIME WINS MARK**

Tennessee is the all-time wins leader in the NCAA with 1148 victories. The next closest program all-time in terms of wins is Louisiana Tech, which owns a 976-204 record. The Lady Vols boast a 1,148-255-2 (.817) all-time record.

**STAFFERS HAVE, BUT NEVER A PLAYER**

No former Lady Vol who has joined the collegiate coaching ranks has ever beaten Head Coach Pat Summitt.



**FRESH OUT OF THE BOX**

20 games into her rookie season here's how Meighan Simmons' scoring ranks among other Lady Vol superstar freshman at that point.

**UT ROOKIE SCORING THROUGH 20 GAMES**

1. Tamika Catchings (1997-98) 17.4
2. Meighan Simmons (2010-11) 16.2
3. Chamique Holdsclaw (1995-96) 15.7
4. Semeka Randall (1997-98) 15.5
5. Candace Parker (2005-06) 15.1
6. Kara Lawson (1999-2000) 14.5
7. Shelia Collins (1981-82) 13.8
8. Shekinna Stricklen (2008-09) 13.8
9. Bridgette Gordon (1985-86) 12.8
10. Glory Johnson (2008-09) 12.1

If Simmons keeps up her current scoring pace it will rank her among the highest-scoring freshmen in Lady Vol history.

**LADY VOL FRESHMAN SCORING ALL-TIME**

1. Tamika Catchings (1997-98) 18.2
2. Candace Parker (2005-06) 17.3
3. Chamique Holdsclaw (1995-96) 16.2
4. Meighan Simmons (2010-11) 16.2
5. Semeka Randall (1997-98) 15.9
6. Shelia Collins (1981-82) 14.2
7. Bridgette Gordon (1985-86) 14.1
8. Kara Lawson (1999-2000) 13.6
9. Shekinna Stricklen (2008-09) 13.3
10. Mary Ostrowski (1980-81) 11.4

Simmons has already permanently etched her name in the Lady Vol record book for all classes, as she broke the Tennessee single-game record for three-pointers with eight treys in just her eighth game.

**LADY VOL SINGLE GAME THREE-POINTERS**

1. 8 Meighan Simmons 12/1/10 Lamar
2. 7 Angie Bjorklund 1/24/08 Arkansas
- 7 Angie Bjorklund 1/5/08 Notre Dame
- 7 Angie Bjorklund 12/16/07 Gonzaga
- 7 Shanna Zolman 2/19/06 at Alabama

Already a proven scorer, Simmons showed she can share the rock with a Lady Vol freshman record 11 assists versus Alabama on Jan. 6, 2011, in Knoxville.

**LADY VOL SINGLE GAME FRESHMAN ASSISTS**

1. 11 Meighan Simmons 1/6/11 Alabama
2. 9 Jody Adams 11/26/89 Stetson
- 9 Jody Adams 1/2/90 Illinois
- 9 Pam Marr 1/19/83 Rutgers
5. 8 Eight different Lady Vols

AMAZING LADY VOL STREAKS

ALL-TIME WINNING STREAKS

No.	Began	Broken
46	Mar. 15, 1997 vs. Grambling (H) 91-54	Nov. 15, 1998 vs. Purdue (A) 68-78
24	Nov. 16, 1998 vs. St. Joseph's (H) 108-63	Feb. 21, 1999 vs. LSU (A) 69-72
22	Feb. 2, 1989 vs. South Carolina (H) 60-54	Dec. 9, 1989 vs. Louisiana Tech (H) 58-59
22	Jan. 11, 1988 vs. Georgia Tech (A) 96-79	Apr. 1, 1988 vs. Louisiana Tech (N) 59-68
20	Jan. 23, 2000 vs. Kentucky (A) 71-65	Apr. 2, 2000 vs. Connecticut (N) 52-71
20	Jan. 2, 1993 vs. Old Dominion (A) 68-60	Mar. 6, 1993 vs. Georgia (N) 72-73
19	Jan. 7, 2003 vs. Old Dominion (A) 91-63	Mar. 9, 2003 vs. LSU (N) 62-78
18	Nov. 20, 2005 vs. Stetson (H) 83-33	Jan. 23, 2006 vs. Duke (A) 53-75
18	Jan. 2, 2001 vs. Rutgers (N) 58-51	Mar. 3, 2001 vs. Vanderbilt (N) 74-77
18	Jan. 21, 1992 vs. Florida Atlantic (H) 108-26	Mar. 26, 1992 vs. Western Kentucky (N) 70-75
17	Jan. 20, 1994 vs. Virginia Tech (H) 88-51	Mar. 24, 1994 vs. Louisiana Tech (N) 68-71
16	Jan. 24, 2010 vs. LSU (A) 55-43	March 27, 2010 vs. Baylor (N) 62-77
16	Mar. 18, 2007 vs. Drake (N) 76-37	Dec. 22, 2007 vs. Stanford (A) 69-73 OT
16	Nov. 20, 1994 vs. Louisiana Tech (N) 69-62	Jan. 16, 1995 vs. Connecticut (A) 66-77
16	Jan. 14, 1978 vs. Missouri (A) 101-83	Mar. 18, 1978 vs. Maryland (N) 69-75
15	Feb. 17, 2008 vs. Vanderbilt (A) 81-68	Nov. 17, 2008 vs. Virginia (H) 83-82
15	Jan. 28, 1980 vs. LSU (H) 96-73	Mar. 8, 1980 vs. Old Dominion (N) 67-68
15	Feb 2, 1981 vs. Southern California (H) 78-71	Mar. 29, 1981 vs. Louisiana Tech (H) 59-79
14	Nov. 21, 1993 vs. Ohio State (N) 80-45	Jan. 17, 1994 vs. Rutgers (A) 77-87
14	Dec. 17, 1982 vs. LSU (A) 83-73	Feb. 14, 1983 vs. Old Dominion (A) 66-90
13	Jan. 21, 1995 vs. Mississippi State (H) 81-58	Mar. 6, 1995 vs. Vanderbilt (N) 61-67
12	Jan. 2, 2008 vs. DePaul (A) 102-68	Feb. 14, 2008 vs. LSU (H) 62-78
12	Dec. 9, 1990 vs. Maryland (H) 82-71	Jan. 19, 1991 vs. Auburn (A) 65-70
11	Jan. 25, 2007 vs. Vanderbilt (A) 67-57	Mar. 3, 2007 vs. LSU (N) 54-63
11	Dec. 5, 2006 vs. Tennessee-Martin (H) 85-29	Jan. 22, 2007 vs. Duke (H) 70-74
11	Dec. 30, 2003 vs. George Washington (A) 65-51	Feb. 5, 2004 vs. Connecticut (H) 81-67
11	Nov. 16, 2001 vs. Chattanooga (A) 97-57	Jan. 5, 2002 vs. Connecticut (H) 72-86
11	Nov. 18, 2000 vs. DePaul (H) 94-52	Dec. 30, 2000 vs. Connecticut (A) 76-81
11	Nov. 19, 1999 vs. Tennessee-Martin (H) 133-60	Jan. 8, 2000 vs. Connecticut (H) 67-74
11	Jan. 25, 1982 vs. South Carolina (A) 87-81	Feb. 28, 1982 vs. Kentucky (A) 74-80
11	Nov. 25, 1988 vs. Illinois (N) 81-50	Jan. 7, 1989 vs. Auburn (A) 59-67
10	Jan. 2, 2005 vs. Old Dominion (A) 68-58	Feb. 10, 2005 vs. LSU (A) 58-68
10	Feb. 3, 1990 vs. Auburn (H) 76-65	Mar. 5, 1990 vs. Auburn (N) 77-78
10	Feb. 8, 1985 vs. Florida State (A) 67-56	Mar. 22, 1985 vs. Mississippi (N) 60-63

ALL-TIME HOME WINNING STREAKS

No.	Began	Broken
69	Feb. 2, 1991 vs. Tennessee Tech 94-67	Jan. 6, 1996 vs. Connecticut 53-59
40	Jan. 12, 1997 vs. Kentucky 84-61	Nov. 14, 1999 vs. Louisiana Tech 64-69
37	Feb. 21, 1976 vs. Cumberland 90-42	Mar. 10, 1979 vs. Old Dominion 72-74
29	Feb. 22, 2009 vs. Mississippi State 82-68	Current
26	Jan. 10, 2000 vs. Arkansas 79-69	Jan. 5, 2002 vs. Connecticut 72-86
25	Jan. 14, 1988 vs. Old Dominion 91-68	Dec. 9, 1989 vs. Louisiana Tech 58-59
24	Feb. 16, 2002 vs. Vanderbilt 75-68	Dec. 28, 2003 vs. Texas 60-70
22	Dec. 12, 2004 vs. DePaul 78-63	Feb. 9, 2006 vs. LSU 69-72
20	Jan. 2, 1990 vs. Illinois 84-57	Jan. 28, 1991 vs. Georgia 74-81
17	Feb. 1, 2007 vs. South Carolina 72-36	Feb. 14, 2008 vs. LSU 62-78
13	Jan. 11, 1996 vs. Old Dominion 69-47	Dec. 8, 1996 vs. Georgia (OT) 93-94
12	Jan. 21, 1982 vs. Clemson 91-60	Nov. 30, 1982 vs. Old Dominion (OT) 72-78
11	Jan. 28, 1980 vs. Louisiana State 97-73	Jan. 3, 1981 vs. UCLA 62-65
11	Feb. 15, 1986 vs. Vanderbilt 94-81	Jan. 31, 1987 vs. Mississippi 65-69
10	Jan. 10, 1981 vs. Illinois State 64-52	Nov. 22, 1981 vs. Stephen F. Austin 74-80
10	Nov. 12, 2006 vs. Chattanooga 102-72	Jan. 22, 2007 vs. Duke 70-74
10	Nov. 23, 2008 vs. Louisiana Tech 94-59	Feb. 16, 2009 vs. Duke 62-54
9	Feb. 2, 1987 vs. Georgia Tech 100-74	Dec. 9, 1987 vs. Texas 78-97

ALL-TIME AWAY WINNING STREAKS

No.	Began	Broken
23	Jan. 7, 2003 vs. Old Dominion 91-63	Nov. 25, 2004 vs. Texas 59-74
21	Jan. 2, 2008 vs. DePaul 102-68	Dec. 14, 2008 at Texas 59-73
17	Jan. 7, 2001 vs. Arkansas 76-61	Feb. 2, 2002 vs. Vanderbilt 59-76
11	Dec. 17, 2006 vs. Texas 67-46	Mar. 3, 2007 vs. LSU 54-63
11	Nov. 23, 1997 vs. UT-Martin 73-32	Nov. 15, 1998 vs. Purdue 68-78



Home Cookin'

Toughest Places To Play (As of Jan. 21)

Rank	Location	Record	Percentage
1.	Thompson-Boling Arena	Tennessee	334-20 (94.35%)
2.	Gampel Arena	Connecticut	259-17 (93.41%)
3.	XL Center	Connecticut	112-11 (91.06%)
	Thomas Assembly Center	Louisiana Tech	397-39 (91.06%)
5.	Dahlberg Arena	Montana	447-54 (89.22%)
6.	Jon M. Huntsman	Utah	425-59 (87.81%)
7.	McGrath Arena	DePaul	128-22 (85.33%)
8.	Frank Erwin Center	Texas	423-79 (84.26%)
9.	Maple Pavilion	Stanford	429-82 (83.95%)
10.	Louis Brown Athletic Center	Rutgers	381-77 (83.19%)



THE LAST TIME...

Tennessee scored 100 points..... Jan. 6, 2011 vs. Alabama (UT 110, UA 45)  
 Tennessee scored 90 points..... Jan. 6, 2011 vs. Alabama (UT 110, UA 45)  
 Tennessee scored 60 points or less .....Dec. 14, 2010 at Baylor (BU 65, UT 54)  
 Tennessee scored 50 points or less .....Jan. 21, 2010 at Georgia (UGA 53, UT 50)  
 Tennessee gave up 100 points..... Mar. 6, 1987 vs. Auburn (AU 102, UT 96)  
 Tennessee gave up 90 points..... Feb. 26, 2006 vs. Florida (UF 95, UT 93 (OT))  
 Tennessee gave up 60 points or less .....Jan. 20, 2011 at South Carolina (UT 71, SC 56)  
 Tennessee gave up 50 points or less .....Jan. 13, 2011 at Florida (UT 83, UF 40)  
 Tennessee gave up 40 points or less .....Jan. 13, 2011 at Florida (UT 83, UF 40)  
 A Lady Vol scored 30 points..... Mar. 30, 2008 vs. Notre Dame, Candace Parker, 34, (UT 74, ND 64)  
 A Lady Vol scored 40 points..... Mar. 3, 1985 vs. Mississippi, Shelia Collins, 40, (UT 79, UM 71)  
 A Lady Vol scored 50 points..... Nov. 13, 1976 vs. Kentucky, Patricia Roberts, 51, (UT 107, UK 53)  
 An opposing player scored 30 points ..... Feb. 28, 2010, Bianca Thomas, Ole Miss, 34, (UT 75, OM 63)  
 An opposing player scored 40 points ..... Jan. 28, 1997, Kim Williams, DePaul, 41, (UT 94, DePaul 83)  
 An opposing player scored 50 points ..... Never  
 No Lady Vol scored in double figures..... Mar. 29, 2002 vs. Connecticut (UCONN 79, UT 56)  
 No opposing player scored in double figures .....Jan. 13, 2011 at Florida (UT 83, UF 40)  
 A Lady Vol had 20 rebounds..... Mar. 16, 1991 vs. SW Missouri State, Daedra Charles, 22, (UT 55, SWM 47)  
 A Lady Vol had 25 rebounds..... Never  
 An opposing player had 20 rebounds..... Apr. 6, 2008 vs. LSU, Sylvia Fowles, 20, (UT 47, LSU 46)  
 An opposing player had 25 rebounds..... Never  
 A Lady Vol had 10 assists..... Jan. 6, 2011 vs. Alabama, Meighan Simmons, 11, (UT 110, UA 45)  
 A Lady Vol had 15 assists..... Mar. 6, 1988 vs. Georgia, Dawn Marsh, 18, (UT 82, UG 76)  
 An opposing player had 10 assists... Nov. 27, 2010 vs. Georgetown, Rubylee Wright, 11, (GU 69, UT 58)  
 An opposing player had 15 assists ..... Never  
 A Lady Vol made 5+ three-pointers ..... Dec. 1, 2010 vs. Lamar, Meighan Simmons, 8, (UT 99, LU 55)  
 A Lady Vol made 8 three-pointers ..... Dec. 1, 2010 vs. Lamar, Meighan Simmons, 8, (UT 99, LU 55)  
 A Lady Vol made 10 three-pointers ..... Never  
 An opposing player made 5+ three-pointers ..... Dec. 19, 2010 vs. Stanford, Jeanette Pohlen, 6, (UT 82, SU 72)  
 An opposing player made 8 three-pointers..... Dec. 21, 1992, Molly Goodenbour, Stanford, 9, (UT 84, SU 79)  
 An opposing player made 10 three-pointers..... Never  
 Tennessee shot 60 percent FG .....Dec. 30, 2009 vs. Old Dominion, .672 (43-64), (UT 102, ODU 62)  
 Tennessee shot 55 percent FG ..... Mar. 7, 2008 vs. Florida, .554 (36-65), (UT 92, UF 61)  
 Tennessee shot 40 percent FG or lower..... Dec. 14, 2010 at Baylor, .250 (18-72), (BU 65, UT 54)  
 Tennessee shot 35 percent FG or lower..... Dec. 14, 2010 at Baylor, .250 (18-72), (BU 65, UT 54)  
 Tennessee shot 30 percent FG or lower..... Dec. 14, 2010 at Baylor, .250 (18-72), (BU 65, UT 54)  
 An opponent shot 60 percent FG ..... Nov. 25, 2004, Texas, .604 (29-48), (UT 59, Texas 74)  
 An opponent shot 55 percent FG ..... Feb. 12, 2006, Vanderbilt, .566 (30-53), (UT 70, VU 67)  
 An opponent shot 40 percent FG or lower.... Jan. 20, 2011, South Carolina, .329 (24-73), (UT 71, SC 56)  
 An opponent shot 35 percent FG or lower.... Jan. 20, 2011, South Carolina, .329 (24-73), (UT 71, SC 56)  
 An opponent shot 30 percent FG or lower..... Jan. 13, 2011, Florida, .214 (15-70), (UT 83, UF 40)  
 Tennessee won 20 games in a row ..... Jan. 23, 2000-Mar. 31, 2000, 20-game streak  
 Tennessee won 15 games in a row ..... Jan. 24, 2010-March 2, 2010, 16-game streak  
 Tennessee won 10 games in a row ..... Jan. 2, 2008-Feb. 11, 2008, 12-game streak  
 Tennessee lost 3 games in a row .....Feb. 5, 1986-Feb. 10, 1986, 3-game streak  
 Tennessee lost 5 games in a row ..... Jan. 28, 1970-Jan. 22, 1971, 5-game streak  
 Tennessee won 60 home games in a row ..... Feb. 2, 1991-Jan. 6, 1996, 69-game streak  
 Tennessee won 50 home games in a row ..... Feb. 2, 1991-Jan. 6, 1996, 69-game streak  
 Tennessee won 40 home games in a row ..... Jan. 12, 1997-Nov. 14, 1999, 40-game streak  
 Tennessee won 10 road games in a row..... Jan. 2, 2008-Dec. 14, 2008, 19-game streak  
 Tennessee won 15 road games in a row..... Jan. 23, 2000-Jan. 27, 2002, 26-game streak  
 Tennessee won 20 road games in a row..... Jan. 23, 2000-Jan. 27, 2002, 26-game streak  
 Tennessee won 25 road games in a row..... Jan. 23, 2000-Jan. 27, 2002, 26-game streak  
 Tennessee lost 3 road games in a row .....Jan. 24 1986-Feb. 5, 1986, 3-game streak  
 Tennessee lost 5 road games in a row .....Jan. 25, 2009-Feb. 26, 2009, 5-game streak



The Best & the Worst of 10-11

For Tennessee...

Most points ..... 110 (vs UA, 1/6/11)  
 Least points ..... 54 (vs BU, 12/14/10)  
 Biggest lead..... 67, second half (vs UA, 1/6/11)  
 Biggest deficit ..... 17, second half (vs. GU, 11/27/10)  
 Biggest lead in a loss..... N/A  
 Biggest deficit in a win..... 9, first half (vs UVA, 11/18/10)  
 Biggest halftime lead ..... 36 (vs UA, 1/6/11)  
 Biggest halftime deficit..... 13 (vs BU, 12/14/10)  
 Most first-half points ..... 58 (vs UA, 1/6/11)  
 Best first-half FG% ..... 59.4 (vs UA, 1/6/11)  
 Fewest first-half points..... 21 (vs BU, 12/14/10)  
 Worst first-half FG% ..... 22.9 (vs BU, 12/14/10)  
 Most second-half points..... 56 (vs ETSU, 12/22/10)  
 Best second-half FG%..... 60.0 (vs ETSU, 12/22/10)  
 Fewest second-half points..... 20 (vs GT, 11/26/10)  
 Worst second-half FG% ..... 27.0 (vs BU, 12/14/10)

For Opponents...

Most points ..... 77 (TEX, 12/12/10)  
 Least points ..... 40 (UF, 1/13/11)  
 Biggest lead..... 17, second half (GU, 11/27/10)  
 Biggest deficit ..... 67, second half (UA, 1/6/11)  
 Biggest lead in a loss..... 9, first half (UVA, 11/18/10)  
 Biggest deficit in a win..... N/A  
 Biggest halftime lead ..... 13 (vs BU, 12/14/10)  
 Biggest halftime deficit..... 36 (UA, 1/6/11)  
 Most first-half points ..... 42, (TEX, 12/12/10)  
 Best first-half FG% ..... 48.4 (UVA, 11/18/10)  
 Fewest first-half points..... 15 (UF, 1/13/11)  
 Worst first-half FG% ..... 18.9 (VU, 1/15/11)  
 Most second-half points..... 40 (GU, 11/27/10)  
 Best second-half FG%..... 62.5 (SU, 12/19/10)  
 Fewest second-half points..... 20 (UM, 11/25/10)  
 Worst second-half FG% ..... 19.5 (UA, 1/6/11)

Tennessee This Season...

Tennessee led in the first half of 18 games.  
 Tennessee never trailed in the first half of seven games.  
 Tennessee led at halftime of 18 games.  
 Tennessee trailed at halftime of two games.  
 Tennessee was tied at halftime of no games.  
 Tennessee led in the second half of 18 games.  
 Tennessee never trailed in the second half of 17 games.  
 Tennessee never trailed in seven games.  
 Tennessee led in rebounding in 19 games.  
 Tennessee was outrebounded in one game.  
 Tennessee trailed in 13 games.  
 Tennessee never led in two games.

**2010-11 LADY VOL HIGHS AND LOWS**

**INDIVIDUAL**

Points.....28, Meighan Simmons vs. Lamar 12/1/10  
 Field Goals ..... 10, Meighan Simmons vs. Lamar 12/1/10  
 ..... 10, Meighan Simmons vs. Chattanooga 11/15/10  
 Field Goal Attempts ..... 21, Meighan Simmons, at Baylor 12/14/10  
 Field Goal Percentage (min. 10 att.).....80.0 (8-10)  
 .....Meighan Simmons vs. Mississippi 1/9/11  
 3-Pt Field Goals.....8, Meighan Simmons vs. Lamar 12/1/10  
 3-Pt Field Goal Attempts.....15, Meighan Simmons vs. Lamar 12/1/10  
 3-Pt. Field Goal Percentage (min. 5 att.).....66.7 (4-6)  
 .....Angie Bjorklund vs. ETSU 12/22/10  
 Free Throws .....9, Alicia Manning, vs. Alabama 1/6/11  
 Free Throw Attempts ..... 12, Glory Johnson, vs. Rutgers 12/30/10  
 Free Throw Percentage (min. 4 att.).....100.0 (9-9)  
 .....Alicia Manning, vs. Alabama 1/6/11  
 Offensive Rebounds .....8, Glory Johnson vs. Georgia Tech 11/26/10  
 Defensive Rebounds .....12, Glory Johnson at LSU 1/2/11  
 Total Rebounds.....18, Glory Johnson vs. Georgia Tech 11/26/10  
 Assists .....11, Meighan Simmons vs. Alabama, 1/6/11  
 Blocks .....6, Kelley Cain at South Carolina, 1/20/11  
 Steals.....5, Glory Johnson, at Texas 12/12/10  
 .....5, Alicia Manning vs. Missouri 11/25/10

**TEAM**

	<b>HIGH</b>	<b>LOW</b>
Points	110, Alabama	54, Baylor
Field Goals Made	41, Chattanooga	24, Louisville
Field Goals Attempted	86, Lamar	54, LSU
Field Goal Percentage	53.2, Chattanooga	25.0, Baylor
3-Point Field Goals Made	15, Lamar*	0, LSU
3-Point Field Goals Attempted	36, Lamar	7, LSU
3-Point Field Goal Percentage	55.6, South Carolina	00.0, LSU
Free Throws Made	31, Alabama	6, Chattanooga
Free Throws Attempted	37, Alabama	9, Texas
Free Throw Percentage	83.8, Alabama	42.9, Chattanooga
Rebounds	57, Florida	35, Virginia
Assists	26, Lamar	5, Baylor
Turnovers	29, Georgetown*	8, Mississippi*
Blocked Shots	12, Alabama	2, Missouri
Steals	14, Lamar	2, South Carolina
Personal Fouls	23, LSU*	9, Vanderbilt*
Home Attendance	17,853, Vanderbilt	10,808, Chattanooga
Away/Neutral Attendance	22,124, Louisville	830, vs. Georgia Tech^

\* Indicates the most recent instance of a high/low that occurred more than one time during the season.

^ At Paradise Jam in the U.S. Virgin Islands

**2010-11 OPPONENT HIGHS AND LOWS**

**INDIVIDUAL**

Points.....28, Sugar Rodgers, Georgetown 11/27/10  
 Field Goals ..... 10, Ieasia Walker, South Carolina 1/20/11  
 ..... 10, Nnemkadi Ogwumike, Stanford 12/19/10  
 ..... 10, Sugar Rodgers, Georgetown 11/27/10  
 Field Goal Attempts .....23, Kayla Melson, Mississippi 1/9/11  
 Field Goal Percentage (min. 10 att.).....66.7  
 .....(8-12) Whitney Hood, Chattanooga 11/15/10  
 3-Pt Field Goals.....6, Jeanette Pohlen, Stanford 12/19/10  
 3-Pt Field Goal Attempts.....10, Jeanette Pohlen, Stanford 12/19/10  
 .....10, Kathleen Nash, Texas 12/12/10  
 3-Pt. Field Goal Percentage (min. 5 att.).....71.4 (5-7), Sugar Rodgers,  
 .....Georgetown 11/27/10  
 Free Throws ..... 8, Ariana Moorer, Virginia 11/18/10  
 Free Throw Attempts .....11, Ariana Moorer, Virginia 11/18/10  
 Free Throw Percentage (min. 4 att.).....100.0 (6-6)  
 .....Valencia McFarland, Mississippi 1/9/11  
 Offensive Rebounds .....6, Shadasia Green, Old Dominion 12/5/10  
 Defensive Rebounds .....8, Kimetria Hayden, Baylor 12/14/10  
 .....8, Ashley Gayle, Texas 12/12/10  
 .....8, Raeshara Brown, Missouri 11/25/10  
 Total Rebounds.....10, Nnemkadi Ogwumike, Stanford 12/19/10  
 .....10, Kimetria Hayden, Baylor 12/14/10  
 .....10, Ashley Gayle, Texas 12/12/10  
 .....10, Raeshara Brown, Missouri 11/25/10  
 Assists .....11, Rubylee Wright, Georgetown 11/27/10  
 Turnovers ..... 10, Jasmine Parker, Old Dominion 12/5/10  
 Blocks .....9, Brittney Griner, Baylor 12/14/10  
 Steals.....5, Jenna Plumley, Lamar 12/11/10


**TEAM**

	<b>HIGH</b>	<b>LOW</b>
Points	77, Texas	40, Florida
Field Goals Made	27, Texas	15, Florida*
Field Goals Attempted	82, Alabama	44, Missouri
Field Goal Percentage	45.5, Virginia	19.5, Alabama
3-Point Field Goals Made	10, Georgetown	2, Missouri
3-Point Field Goals Attempted	36, Texas	11, Arizona State
3-Point Field Goal Percentage	55.6, Georgetown	14.3, Missouri
Free Throws Made	21, Baylor	2, Vanderbilt
Free Throws Attempted	30, Baylor	4, Vanderbilt
Free Throw Percentage	90.0, Mississippi	40.0, Georgia Tech
Rebounds	49, Alabama	27, Rutgers*
Assists	16, Stanford	4, South Carolina*
Turnovers	29, Lamar	9, Vanderbilt
Blocked Shots	13, Baylor	0, Georgia Tech*
Steals	15, Georgetown	3, Chattanooga
Personal Fouls	29, Alabama	10, Texas

\* Indicates the most recent instance of a high/low that occurred more than one time during the season.

ALL-TIME TOP LADY VOL PERFORMANCES

DATE	PTS	PLAYER	POINTS (30 OR MORE)	OPPONENT	UT/OPP	SITE
11/13/1976	51	Patricia Roberts		Kentucky	107-53	H
2/19/1925	46	Inez Lovelace		Centenary (Tenn.)	54-10	A
12/11/1982	43	Tanya Haave		Stephen F. Austin	76-67	A
1/24/1977	43	Patricia Roberts		East Tennessee State	100-57	H
3/3/1985	40	Shelia Collins		Mississippi	79-71	A
3/26/1977	40	Patricia Roberts		Immaculata	91-71	N
3/15/1999	39	Chamique Holdsclaw		Boston College	89-62	H
2/14/1998	39	Chamique Holdsclaw		Auburn	79-63	H
2/29/1975	39	Gail Dobson		Union	87-94	N
2/26/1999	38	Tamika Catchings		Florida	92-80	N
1/6/1977	38	Patricia Roberts		Marshall	114-39	H
2/15/2004	37	Tasha Butts		Vanderbilt	94-88	A
1/10/1998	37	Chamique Holdsclaw		Florida	99-60	H
1/4/1980	37	Jill Rankin		North Carolina State	67-58	H
1/14/1976	37	Sue Thomas		Western Carolina	72-77	A
1/17/1988	36	Sheila Frost		Vanderbilt	104-67	H
3/12/1978	36	Suzanne Barbre		North Carolina State	85-86	N
1/20/1998	35	Tamika Catchings		DePaul	125-46	A
2/27/1985	35	Shelia Collins		LSU	85-78	H
3/30/1984	35	Mary Ostrowski		Cheyney State	82-73	N
1/18/1980	35	Cindy Noble		UT-Chattanooga	72-53	A
1/14/1980	35	Jill Rankin		Stephen F. Austin	79-69	H
3/30/08	34	Candace Parker		Notre Dame	74-64	N
12/13/2007	34	Candace Parker		Middle Tennessee	84-61	H
2/26/2006	34	Candace Parker		Florida	(ot) 93-95	H
3/16/1998	34	Chamique Holdsclaw		Western Kentucky	82-62	H
12/8/1996	34	Chamique Holdsclaw		Georgia	93-94	H
3/16/1995	34	Dana Johnson		Florida A&M	96-59	H
2/26/1989	34	Bridgette Gordon		Alabama	81-65	A
3/7/1988	34	Bridgette Gordon		Auburn	73-70	N
2/9/1983	34	Tanya Haave		Kentucky	95-85	A
1/15/1981	34	Cindy Noble		Maryland	93-91	A
12/13/1979	34	Jill Rankin		UCLA	80-77	A
1/22/1977	34	Patricia Roberts		Alabama	83-57	H
2/28/1975	34	Gail Dobson		Union	90-95	N
1/28/1999	33	Chamique Holdsclaw		Georgia	95-79	A
2/7/1998	33	Chamique Holdsclaw		Old Dominion	85-61	H
2/24/1997	33	Chamique Holdsclaw		Louisiana Tech	80-98	A
3/25/1989	33	Bridgette Gordon		Long Beach State	94-80	N
3/21/1987	33	Bridgette Gordon		Auburn	77-61	H
3/10/1977	33	Patricia Roberts		Clemson	84-46	N
12/22/2006	32	Candace Parker		Old Dominion	75-59	A
3/8/2003	32	Kara Lawson		Mississippi State	76-75	N
1/19/2003	32	Gwen Jackson		Florida	94-53	A
1/17/1999	32	Chamique Holdsclaw		Kentucky	98-60	H
3/6/1988	32	Bridgette Gordon		Georgia	82-76	N
1/25/1985	32	Shelia Collins		Old Dominion	67-64	A
2/18/1977	32	Patricia Roberts		Charleston	91-70	N
1/14/1977	32	Patricia Roberts		Western Carolina	82-62	H
11/30/1976	32	Patricia Roberts		Belmont	63-78	H
2/14/1975	32	Gail Dobson		Western Carolina	82-86	N
2/11/2007	31	Candace Parker		Kentucky	84-62	H
2/27/2003	31	Kara Lawson		Vanderbilt	91-71	H
3/1/2002	31	Shyra Ely		Georgia	81-67	N
2/12/1998	31	Chamique Holdsclaw		Memphis	91-65	A
3/28/1997	31	Chamique Holdsclaw		Notre Dame	80-66	A
2/5/1994	31	Tiffany Woosley		Alabama	85-69	H
2/20/1989	31	Sheila Frost		Notre Dame	98-43	H
2/2/1980	31	Jill Rankin		Kentucky	91-83	A
3/23/1979	31	Cindy Brogdon		Louisiana Tech	84-102	N
3/23/1977	31	Patricia Roberts		Michigan State	76-72	H
2/14/1977	31	Patricia Roberts		Mississippi	74-73	H
12/17/1976	31	Patricia Roberts		Clemson	87-61	A
3/11/1976	31	Sue Thomas		Appalachian State	71-88	N
2/14/1975	31	Gail Dobson		Appalachian State	94-69	N
3/2/08	30	Candace Parker		Georgia	72-63	A
3/20/2007	30	Candace Parker		Pittsburgh	68-54	N
1/6/2007	30	Candace Parker		Connecticut	70-64	A
2/20/2005	30	Shyra Ely		Arkansas	84-71	A
2/7/2002	30	Kara Lawson		Arkansas	93-65	H
11/16/1998	30	Tamika Catchings		St. Joseph's	108-63	H
2/1/1998	30	Chamique Holdsclaw		Alabama	73-66	H
1/28/1991	30	Dena Head		Georgia	74-81	H
2/24/1989	30	Bridgette Gordon		Western Kentucky	76-57	A
1/31/1988	30	Sheila Frost		Georgia	82-79	A
1/14/1988	30	Bridgette Gordon		Old Dominion	91-68	H
2/18/1982	30	Mary Ostrowski		Kentucky	65-61	A
2/16/1981	30	Cindy Noble		Old Dominion	76-70	A
1/13/1979	30	Cindy Brogdon		North Carolina State	79-66	A
1/9/1979	30	Cindy Brogdon		Delta State	85-73	A
11/29/1978	30	Cindy Brogdon		Clemson	75-66	A
1/29/1977	30	Patricia Roberts		Memphis State	81-72	A
1/17/1977	30	Patricia Roberts		Mississippi	58-56	A
12/19/1976	30	Patricia Roberts		Ohio State	67-57	N



RAINING THREES

Release. Rotation. Swish. The Lady Vols have had a lot of great shooters since Pat Summitt took over the program 36 years ago. Angie Bjorklund ranks right with the best. A 6-0 wing with unlimited range, Bjorklund became the next in a line of prolific three-point shooters to don the Orange and White – following in the footsteps of players like Shanna Zolman, Kara Lawson, Sidney Spencer and Tiffany Woosley.

Bjorklund became the Tennessee career leader in three-pointers on Dec. 30 versus Rutgers when she made her 267th three at the 18:34 mark in the first half to surpass Zolman's old mark of 266.

Bjorklund's career-leading total has now reached 282 treys. She also ranks first in three-point field goals attempted with 701 and fifth in three-point shooting percentage at .402.

LADY VOL CAREER THREE-POINT RECORDS

THREE-POINT FIELD GOALS MADE

1. Angie Bjorklund (2007-present) 282
2. Shanna Zolman (2002-06) 266
3. Kara Lawson (1999-03) 256
4. Brittany Jackson (2001-05) 161
5. Shannon Bobbitt (2006-08) 147

THREE-POINT FIELD GOALS ATTEMPTED

1. Angie Bjorklund (2007-present) 701
2. Shanna Zolman (2002-06) 626
3. Kara Lawson (1999-03) 617
4. Brittany Jackson (2001-05) 443
5. Nikki Caldwell (2006-08) 368

THREE-POINT FIELD GOAL PERCENTAGE (100 ATT.)

1. Shanna Zolman (2002-06) .425
2. Kara Lawson (1999-03) .415
3. April McDivitt (99-02) .412
4. Shannon Bobbitt (2006-08) .406
5. Angie Bjorklund (2007-present) .402

**2010-11 Lady Vol Basketball**  
Tennessee Combined Team Statistics (as of Jan 21, 2011)  
**All games**

<b>RECORD:</b>	<b>OVERALL</b>	<b>HOME</b>	<b>AWAY</b>	<b>NEUTRAL</b>
ALL GAMES	18-2	10-0	6-1	2-1
CONFERENCE	6-0	3-0	3-0	0-0
NON-CONFERENCE	12-2	7-0	3-1	2-1

##	Player	gp-gs	min	avg	Total		3-Point		F-Throw		Rebounds				pf	dq	a	to	blk	stl	pts	avg
					fg-fga	fg%	3fg-fga	3fg%	ft-fa	ft%	off	def	tot	avg								
10	SIMMONS, Meighan	20-19	517	25.9	115-263	.437	43-119	.361	50-68	.735	20	37	57	2.9	40	1	54	54	4	16	323	16.2
05	BJORKLUND, Angie	20-19	607	30.4	83-195	.426	50-125	.400	14-18	.778	20	44	64	3.2	41	0	47	33	8	18	230	11.5
40	STRICKLEN, Shekinn	20-20	543	27.2	80-177	.452	12-42	.286	41-56	.732	54	97	151	7.6	46	0	39	43	8	24	213	10.7
25	JOHNSON, Glory	20-13	460	23.0	71-138	.514	0-0	.000	67-118	.568	66	110	176	8.8	47	1	18	49	16	31	209	10.5
13	SPANI, Taber	20-11	460	23.0	61-137	.445	18-53	.340	29-37	.784	29	60	89	4.5	28	0	29	26	5	9	169	8.5
52	CAIN, Kelley	19-13	363	19.1	70-115	.609	0-0	.000	17-36	.472	44	79	123	6.5	35	0	12	31	44	9	157	8.3
04	WILLIAMS, Kamiko	20-3	364	18.2	67-136	.493	8-16	.500	19-25	.760	31	40	71	3.6	26	0	29	30	18	19	161	8.1
15	MANNING, Alicia	20-2	339	17.0	30-66	.455	0-4	.000	26-35	.743	32	49	81	4.1	29	0	33	18	1	22	86	4.3
12	AVANT, Lauren	7-0	43	6.1	6-13	.462	0-0	.000	3-6	.500	1	7	8	1.1	9	0	1	4	1	3	15	2.1
20	SMALLBONE, Sydney	11-0	84	7.6	7-19	.368	4-11	.364	3-4	.750	3	7	10	0.9	4	0	5	2	0	4	21	1.9
21	BAUGH, Vicki	10-0	82	8.2	6-22	.273	0-0	.000	4-6	.667	7	22	29	2.9	7	0	3	11	5	2	16	1.6
01	BASS, Briana	12-0	144	12.0	4-17	.235	4-15	.267	6-6	1.000	2	8	10	0.8	8	0	11	5	0	6	18	1.5
33	BREWER, Alyssia	4-0	19	4.8	0-3	.000	0-0	.000	0-2	.000	0	4	4	1.0	2	0	2	3	0	1	0	0.0
Team											29	37	66				4					
Total.....		20	4025		600-1301	.461	139-385	.361	279-417	.669	338	601	939	47.0	322	2	283	313	110	164	1618	80.9
Opponents.....		20	4025		403-1223	.330	99-372	.266	205-300	.683	266	431	697	34.8	389	-	191	363	54	157	1110	55.5

<b>TEAM STATISTICS</b>	<b>UT</b>	<b>OPP</b>	<b>Date</b>	<b>Opponent</b>	<b>Score</b>	<b>Att.</b>
SCORING	1618	1110	11/12/10	at Louisville	w 63-50	22124
Points per game	80.9	55.5	11/15/10	CHATTANOOGA	w 103-43	10808
Scoring margin	+25.4	-	11/18/10	VIRGINIA	w 85-73	10934
FIELD GOALS-ATT	600-1301	403-1223	11/21/10	ARIZONA STATE	w 80-64	12229
Field goal pct	.461	.330	# 11/25/10	vs Missouri	w 82-44	1038
3 POINT FG-ATT	139-385	99-372	# 11/26/10	vs Georgia Tech	w 66-42	830
3-point FG pct	.361	.266	# 11/27/10	vs #12/13 Georgetown	L 58-69	1135
3-pt FG made per game	7.0	5.0	12/01/10	LAMAR	w 99-55	10692
FREE THROWS-ATT	279-417	205-300	12/05/10	at Old Dominion	w 74-44	7774
Free throw pct	.669	.683	12/12/10	at #21/24 Texas	w 92-77	6471
F-Throws made per game	14.0	10.3	12/14/10	at #2/3 Baylor	L 54-65	10569
REBOUNDS	939	697	12/19/10	#3/2 STANFORD	wot 82-72	14197
Rebounds per game	47.0	34.8	12/22/10	EAST TENNESSEE STATE	w 102-53	11751
Rebounding margin	+12.1	-	12/30/10	RUTGERS	w 87-51	13971
ASSISTS	283	191	* 01/02/11	at LSU	w 73-65	4478
Assists per game	14.2	9.6	* 01/06/11	ALABAMA	w 110-45	12897
TURNOVERS	313	363	* 01/09/11	OLE MISS	w 86-46	14363
Turnovers per game	15.7	18.2	* 01/13/11	at Florida	w 83-40	3441
Turnover margin	+2.5	-	* 01/15/11	VANDERBILT	w 68-56	17853
Assist/turnover ratio	0.9	0.5	* 01/20/11	at South Carolina	w 71-56	3647
STEALS	164	157				
Steals per game	8.2	7.9				
BLOCKS	110	54				
Blocks per game	5.5	2.7				
ATTENDANCE	129695	61507				
Home games-Avg/Game	10-12970	7-8358				
Neutral site-Avg/Game	-	3-1001				

\* = Conference game

# = Paradise Jam USVI

<b>Score by Periods</b>	<b>1st</b>	<b>2nd</b>	<b>OT</b>	<b>Totals</b>
Tennessee	794	812	12	1618
Opponents	517	591	2	1110

**2010-11 Lady Vol Basketball**  
Tennessee Combined Team Statistics (as of Jan 21, 2011)  
**Conference games**

<b>RECORD:</b>	<b>OVERALL</b>	<b>HOME</b>	<b>AWAY</b>	<b>NEUTRAL</b>
ALL GAMES	6-0	3-0	3-0	0-0
CONFERENCE	6-0	3-0	3-0	0-0
NON-CONFERENCE	0-0	0-0	0-0	0-0

##	Player	gp-gs	min	avg	Total		3-Point		F-Throw		Rebounds				pf	dq	a	to	blk	stl	pts	avg
					fg-fga	fg%	3fg-fga	3fg%	ft-fta	ft%	off	def	tot	avg								
10	SIMMONS, Meighan	6-6	152	25.3	32-73	.438	13-34	.382	12-14	.857	4	10	14	2.3	8	0	23	15	0	1	89	14.8
25	JOHNSON, Glory	6-0	138	23.0	30-53	.566	0-0	.000	22-36	.611	17	34	51	8.5	9	0	4	16	8	6	82	13.7
40	STRICKLEN, Shekinn	6-6	157	26.2	23-52	.442	5-13	.385	15-19	.789	17	38	55	9.2	14	0	8	10	1	2	66	11.0
05	BJORKLUND, Angie	6-6	179	29.8	22-49	.449	14-37	.378	2-3	.667	3	13	16	2.7	11	0	8	11	3	4	60	10.0
52	CAIN, Kelley	6-6	140	23.3	25-40	.625	0-0	.000	5-9	.556	16	40	56	9.3	10	0	2	11	22	1	55	9.2
04	WILLIAMS, Kamiko	6-0	101	16.8	17-41	.415	2-4	.500	7-10	.700	12	16	28	4.7	7	0	7	7	10	5	43	7.2
13	SPANI, Taber	6-6	139	23.2	15-29	.517	3-15	.200	9-9	1.000	2	20	22	3.7	7	0	12	6	2	2	42	7.0
15	MANNING, Alicia	6-0	103	17.2	10-21	.476	0-0	.000	13-13	1.000	11	19	30	5.0	11	0	9	8	1	2	33	5.5
12	AVANT, Lauren	4-0	29	7.3	4-8	.500	0-0	.000	3-5	.600	1	4	5	1.3	6	0	1	2	1	1	11	2.8
20	SMALLBONE, Sydney	3-0	22	7.3	2-5	.400	1-2	.500	2-2	1.000	0	5	5	1.7	0	0	0	0	0	0	7	2.3
01	BASS, Briana	3-0	33	11.0	1-3	.333	1-3	.333	0-0	.000	0	2	2	0.7	1	0	3	1	0	2	3	1.0
21	BAUGH, Vicki	1-0	3	3.0	0-1	.000	0-0	.000	0-0	.000	0	0	0	0.0	0	0	0	0	1	0	0	0.0
33	BREWER, Alyssia	1-0	4	4.0	0-0	.000	0-0	.000	0-0	.000	0	2	2	2.0	0	0	0	1	0	0	0	0.0
Team											11	12	23				3					
Total.....		6	1200		181-375	.483	39-108	.361	90-120	.750	94	215	309	51.5	84	0	77	91	49	26	491	81.8
Opponents.....		6	1200		119-423	.281	28-117	.239	42-65	.646	101	117	218	36.3	114	-	44	77	14	48	308	51.3

<b>TEAM STATISTICS</b>	<b>UT</b>	<b>OPP</b>	<b>Date</b>	<b>Opponent</b>	<b>Score</b>	<b>Att.</b>
SCORING	491	308	* 01/02/11	at LSU	w 73-65	4478
Points per game	81.8	51.3	* 01/06/11	ALABAMA	w 110-45	12897
Scoring margin	+30.5	-	* 01/09/11	OLE MISS	w 86-46	14363
FIELD GOALS-ATT	181-375	119-423	* 01/13/11	at Florida	w 83-40	3441
Field goal pct	.483	.281	* 01/15/11	VANDERBILT	w 68-56	17853
3 POINT FG-ATT	39-108	28-117	* 01/20/11	at South Carolina	w 71-56	3647
3-point FG pct	.361	.239				
3-pt FG made per game	6.5	4.7				
FREE THROWS-ATT	90-120	42-65				
Free throw pct	.750	.646				
F-Throws made per game	15.0	7.0				
REBOUNDS	309	218				
Rebounds per game	51.5	36.3				
Rebounding margin	+15.2	-				
ASSISTS	77	44				
Assists per game	12.8	7.3				
TURNOVERS	91	77				
Turnovers per game	15.2	12.8				
Turnover margin	-2.3	-				
Assist/turnover ratio	0.8	0.6				
STEALS	26	48				
Steals per game	4.3	8.0				
BLOCKS	49	14				
Blocks per game	8.2	2.3				
ATTENDANCE	45113	11566				
Home games-Avg/Game	3-15038	3-3855				
Neutral site-Avg/Game	-	0-0				

\* = Conference game  
# = Paradise Jam USVI

<b>Score by Periods</b>	<b>1st</b>	<b>2nd</b>	<b>Totals</b>
Tennessee	244	247	491
Opponents	131	177	308

**2010-11 Lady Vol Basketball**  
**Tennessee Points-Rebounds-Assists (as of Jan 21, 2011)**  
**All games**

Opponent	Date	Score		01	04	05	10	12	13	15
				BASS,BRIAN	WILLIAMS,K	BJORKLUND,	SIMMONS,ME	AVANT,LAUR	SPANI,TABE	MANNING,AL
at Louisville	11/12/10	63-50	w	DNP	2-3-2	6-5-1	22-8-3	2-1-0	0-1-0	2-2-3
CHATTANOOGA	11/15/10	103-43	w	5-3-2	12-8-2	20-6-4	26-2-4	DNP	14-3-3	4-10-2
VIRGINIA	11/18/10	85-73	w	0-0-0	8-2-1	26-5-4	12-4-2	DNP	14-4-1	0-5-1
ARIZONA STATE	11/21/10	80-64	w	0-0-0	12-5-2	4-1-2	10-1-0	DNP	12-4-2	4-6-0
vs Missouri	11/25/10	82-44	w	5-0-1	10-1-3	5-4-3	14-2-3	DNP	10-6-2	11-5-4
vs Georgia Tech	11/26/10	66-42	w	0-1-0	6-2-1	7-1-4	14-0-0	DNP	8-1-0	1-3-2
vs #12/13 Georgetown	11/27/10	58-69	L	DNP	7-2-0	6-4-1	11-5-4	DNP	0-4-1	0-0-1
LAMAR	12/01/10	99-55	w	3-1-3	13-0-2	15-5-5	28-2-5	DNP	6-6-1	5-8-2
at Old Dominion	12/05/10	74-44	w	0-0-0	10-3-0	8-1-0	14-2-4	DNP	4-5-0	9-2-2
at #21/24 Texas	12/12/10	92-77	w	DNP	14-7-4	20-4-4	18-3-1	0-0-0	7-5-0	0-0-0
at #2/3 Baylor	12/14/10	54-65	L	DNP	5-3-1	10-3-2	22-5-0	DNP	5-6-0	0-0-0
#3/2 STANFORD	12/19/10	82-72	w	DNP	6-1-1	16-5-4	23-7-2	DNP	10-4-2	0-1-2
EAST TENNESSEE STATE	12/22/10	102-53	w	0-1-1	9-4-2	16-1-3	13-0-2	2-2-0	15-12-3	11-6-3
RUTGERS	12/30/10	87-51	w	2-2-1	4-2-1	11-3-2	7-2-1	DNP	22-6-2	6-3-2
at LSU	01/02/11	73-65	w	DNP	13-4-1	0-1-1	9-0-1	DNP	0-0-0	8-5-2
ALABAMA	01/06/11	110-45	w	3-2-1	7-9-1	16-2-1	15-1-11	5-2-0	15-6-5	11-8-1
OLE MISS	01/09/11	86-46	w	0-0-2	4-3-2	9-2-2	18-4-3	2-2-0	14-2-1	2-6-3
at Florida	01/13/11	83-40	w	0-0-0	6-2-2	16-4-1	14-4-1	4-1-1	4-4-3	8-9-2
VANDERBILT	01/15/11	68-56	w	DNP	13-8-1	14-4-1	17-2-3	0-0-0	0-5-2	0-1-1
at South Carolina	01/20/11	71-56	w	DNP	0-2-0	5-3-2	16-3-4	DNP	9-5-1	4-1-0

Opponent	Date	Score		20	21	25	33	40	52
				SMALLBONE,	BAUGH,VICK	JOHNSON,GL	BREWER,ALY	STRICKLEN,	CAIN,KELLE
at Louisville	11/12/10	63-50	w	DNP	2-7-0	5-7-0	DNP	14-12-2	8-7-0
CHATTANOOGA	11/15/10	103-43	w	3-0-1	DNP	10-8-1	DNP	2-3-2	7-4-4
VIRGINIA	11/18/10	85-73	w	DNP	DNP	2-5-1	DNP	15-1-4	8-7-3
ARIZONA STATE	11/21/10	80-64	w	0-0-0	DNP	14-15-0	DNP	18-5-1	6-6-0
vs Missouri	11/25/10	82-44	w	3-0-0	DNP	7-9-0	DNP	9-6-1	8-3-0
vs Georgia Tech	11/26/10	66-42	w	0-0-1	0-2-0	15-18-3	DNP	9-5-1	6-1-0
vs #12/13 Georgetown	11/27/10	58-69	L	DNP	6-4-0	13-12-2	DNP	9-5-2	6-6-0
LAMAR	12/01/10	99-55	w	3-4-2	4-3-1	8-12-1	DNP	14-12-4	DNP
at Old Dominion	12/05/10	74-44	w	3-0-1	0-6-0	7-6-1	DNP	11-5-3	8-2-0
at #21/24 Texas	12/12/10	92-77	w	DNP	2-1-0	13-5-1	0-0-2	10-11-3	8-1-1
at #2/3 Baylor	12/14/10	54-65	L	DNP	0-0-1	5-5-0	0-0-0	2-11-0	5-9-1
#3/2 STANFORD	12/19/10	82-72	w	DNP	2-4-1	1-8-1	DNP	15-7-2	9-4-0
EAST TENNESSEE STATE	12/22/10	102-53	w	2-1-0	DNP	15-6-2	DNP	7-8-3	12-10-0
RUTGERS	12/30/10	87-51	w	0-0-0	0-2-0	12-9-1	0-2-0	12-5-3	11-7-1
at LSU	01/02/11	73-65	w	DNP	DNP	19-15-2	0-2-0	5-1-1	19-8-0
ALABAMA	01/06/11	110-45	w	5-2-0	DNP	19-6-0	DNP	8-5-2	6-6-1
OLE MISS	01/09/11	86-46	w	0-2-0	DNP	10-6-0	DNP	18-13-2	9-10-0
at Florida	01/13/11	83-40	w	2-1-0	DNP	12-9-1	DNP	11-12-2	6-8-0
VANDERBILT	01/15/11	68-56	w	DNP	0-0-0	14-9-0	DNP	6-8-0	4-13-0
at South Carolina	01/20/11	71-56	w	DNP	DNP	8-6-1	DNP	18-16-1	11-11-1

## Tennessee (18-2) Women's Basketball National Ranking Summary Thru Games 01/20/2011

Back to team selections  
Southeastern - All Teams

Category	Rank	Actual	National Leader	Actual
Scoring Offense (333 ranked)	14	80.9	Gonzaga	84.5
Scoring Defense (333 ranked)	38	55.5	West Virginia	46.9
Scoring Margin (333 ranked)	7	25.4	Baylor	33.4
Field-Goal Percentage (333 ranked)	11	46.1	Connecticut	50.3
Field-Goal Percentage Defense (333 ranked)	8	33.0	Baylor	30.8
Free-Throw Percentage (333 ranked)	196	66.9	Milwaukee	80.2
Rebound Margin (333 ranked)	4	12.2	Syracuse	17.6
Three-Point Field Goals Per Game (333 ranked)	44	7.0	Fresno St.	10.1
Three-Point Field-Goal Percentage (275 ranked)	32	36.0	Penn St.	45.2
Won-Lost Percentage (333 ranked)	8	90.0	Duke	100.0
Assists Per Game (333 ranked)	106	14.2	Connecticut	20.1
Blocked Shots Per Game (333 ranked)	11	5.5	Baylor	7.2
Steals Per Game (333 ranked)	204	8.2	Miami (FL)	15.6
Turnovers Per Game (333 ranked)	47	15.7	Marist	11.2
Personal Fouls Per Game (333 ranked)	87	16.1	Wyoming	11.1
Assist Turnover Ratio (333 ranked)	52	0.9	Marist	1.38
Three Pt FG Defense (333 ranked)	20	26.6	Savannah St.	22.2
Turnover Margin (333 ranked)	71	2.5	Texas A&M	11.41

Category	Player	Rank	Actual	National Leader	Actual
Points Per Game (250 ranked)	Meighan Simmons	100	16.2	Dawn Evans, JMU	24.6
Rebounds Per Game (250 ranked)	Glory Johnson	75	8.8	Courtney Hurt, VCU	13.4
	Shekinna Stricklen	179	7.6		
Assists Per Game (250 ranked)				Courtney Vandersloot, Gonzga	9.2
Blocked Shots Per Game (250 ranked)	Kelley Cain	30	2.3	Louella Tomlinson, StMary	5.1
Steals Per Game (250 ranked)				Kevi Luper, ORobt	3.7
Field-Goal Percentage (250 ranked)	Meighan Simmons	148	43.7	Carolyn Swords, BC	71.9
Free-Throw Percentage (250 ranked)	Meighan Simmons	245	73.5	Emily London, Samfrd	96.2
Three-Point Field-Goal Percentage (250 ranked)	Angie Bjorklund	63	40.0	Ali Heller, Rider	51.3
	Meighan Simmons	109	36.1		
Three-Point Field Goals Per Game (250 ranked)	Angie Bjorklund	56	2.5	Ce'Monay Newell, Tex-PA	3.9
	Meighan Simmons	121	2.2		
Assist Turnover Ratio (250 ranked)				Cetera DeGraffenreid, UNC	3.79
Double Doubles (30 ranked)				Courtney Hurt, VCU	15.0
Triple Doubles (30 ranked)				Louella Tomlinson, StMary	2.0



**LAUREN AVANT**

Freshman • 5-9 • Guard

Memphis, Tenn.

Lausanne Collegiate School



Committed to Tennessee when she was 14 and was rated the 28th best player in the 2010 Class according to ESPN HoopGurlz.

**Highlights...**

Has played in seven games and is averaging 2.1 ppg on 46.2 percent (6-13) shooting in 6.1 mpg... Only played in eight games as a high school senior because of shoulder surgery, but averaged 15.7 ppg, 8 rpg, 6.6 apg and 5.8 spg during her five-year varsity career...Committed to Tennessee when she was 14 and was rated the 28th best player in the 2010 Class according to ESPN HoopGurlz.

**SEC Notes...**

Played three minutes versus Vanderbilt on Jan. 15...Scored four points, including a nifty three-point play, at Florida on Jan. 13...Scored two points and grabbed two boards versus Ole Miss on Jan. 9... Logged a season-best 12 minutes and scored a season-high five points on 2-for-3 shooting against Alabama on Jan. 6.

**Non-Conference Notes...**

Played eight minutes, making 1-of-3 shots for two points versus ETSU on Dec. 22...Played two minutes at Texas on Dec. 12, missing her only shot and making a steal...It was her first action since the season-opener after missing time with an ankle injury...Made her Lady Vol debut at the 9:55 mark in the first half at Louisville on Nov. 12, and made her only shot, a double-clutch layup, in four minutes of action.

**AVANT'S 2010-11 SEASON AND CAREER HIGHS**

Points: .....5 vs. Alabama (1-6-11)  
 Rebounds: .....2 vs. Ole Miss (1-9-11)\*  
 Assists: .....1 at Florida (1-13-11)  
 Steals: .....1 vs. Alabama (1-6-11)\*  
 Blocks: .....1 vs. Alabama (1-6-11)  
 Field Goals: .....2 vs. Alabama (1-6-11)  
 3-Pointers: .....0  
 Free Throws: .....2 at Florida (1-13-11)  
 Minutes: .....12 vs. Alabama (1-6-11)  
 \*indicates most recent high

**AVANT'S SEC HIGHS**

Points: .....5 vs. Alabama (1-6-11)  
 Rebounds: .....2 vs. Ole Miss (1-9-11)\*  
 Assists: .....1 at Florida (1-13-11)  
 Steals: .....1 vs. Alabama (1-6-11)  
 Blocks: .....1 vs. Alabama (1-6-11)  
 Field Goals: .....2 vs. Alabama (1-6-11)  
 3-Pointers: .....0  
 Free Throws: .....2 at Florida (1-13-11)  
 Minutes: .....12 vs. Alabama (1-6-11)  
 \*indicates most recent high

**2010-11 GAME-BY-GAME STATISTICS**

Opponent	Date	Min	GS	FG-A	3FG-A	FT-A	Rebs		PF	A	TO	Blk	Stl	Pts
							O-D-T							
Louisville	11/12/10	4		1-1	0-0	0-0	0-1-1	0	0	1	0	0	2	
Texas	12/12/12	2		0-1	0-0	0-0	0-0-0	1	0	0	0	1	0	
ETSU	12/22/10	8		1-3	0-0	0-1	0-2-2	2	0	1	0	1	2	
ALABAMA	1/6/11	12		2-3	0-0	1-2	0-2-2	3	0	1	1	1	5	
OLE MISS	1/9/11	7		1-2	0-0	0-0	1-1-2	1	0	1	0	0	2	
Florida	1/13/11	7		1-2	0-0	2-3	0-1-1	2	1	0	0	0	4	
VANDERBILT	1/15/11	3		0-1	0-0	0-0	0-0-0	0	0	0	0	0	0	

**CAREER TOTALS FOR LAUREN AVANT**

YEAR	GP	GS	MIN-AVG	FG	FGA	PCT	3FG	3FGA	PCT	FT	FTA	PCT	OFF	DEF	TOT-AVG	PF-FO	AST	TO	BLK	STL	PTS-AVG
2010-11	7	0	43-6.1	6	13	.462	0	0	.000	3	6	.500	1	7	8-1.1	9-0	1	4	1	3	15-2.1
TOTAL	7	0	43-6.1	6	13	.462	0	0	.000	3	6	.500	1	7	8-1.1	9-0	1	4	1	3	15-2.1

# Game Notes • Tennessee at Auburn • Jan. 23, 2011



**BRIANA BASS**  
 Junior • 5-2 • Guard  
 Indianapolis, Ind.  
 North Central H.S.



At 5-2, Briana Bass ties former Lady Vol Shannon Bobbitt as the shortest scholarship players in the history of the program.

### Highlights...

At 5-2, Bass ties former Lady Vol Shannon Bobbitt as the shortest scholarship players in the history of the program...A native of Indianapolis, Ind., she hopes to help take the Lady Vols back to her hometown for the 2011 Final Four... Averaging 1.5 ppg in 12.0 mpg in 2010-11.

### SEC Notes...

Nabbed a steal in six minutes at Florida on Jan. 13...Dished two assists in eight minutes versus Ole Miss on Jan. 9...Made her first basket since Dec. 1 with a three-pointer versus Alabama on Jan. 6... Played 19 minutes, recording and assist and a steal and no turnovers.

### Non-Conference Notes...

Made both of her free throw attempts to stay perfect at the charity stripe (6-6) this season in eight minutes versus Rutgers on Dec. 30...Made a three-pointer and dished a season-high three assists in 22 minutes against Lamar on Dec. 1...Drilled her second three-pointer of the season, and made both her free throw tries to score five points in 19 minutes versus Missouri at the Paradise Jam in the U.S. Virgin Islands on Nov. 25...Made her season debut against Chattanooga on Nov. 15 and scored five points, going 1-of-1 from three and 2-for-2 from the free throw line...Also had two assists and no turnovers in 22 minutes versus the Lady Mocs.

### BASS' 2010-11 SEASON HIGHS

Points: ..... 5 vs. Missouri (11-25-10)\*  
 Rebounds: ..... 3 vs. Chattanooga (11-15-10)  
 Assists: ..... 3 vs. Lamar (12-1-10)  
 Steals: ..... 1 at Florida (1-13-11)\*  
 Blocks: ..... 0  
 Field Goals: ..... 1 vs. Alabama (1-6-11)\*  
 3-Pointers: ..... 1 vs. Alabama (1-6-11)\*  
 Free Throws: ..... 2 vs. Rutgers (12-30-10)\*  
 Minutes: ..... 22 vs. Lamar (12-1-10)\*

### BASS' CAREER HIGHS

Points: ..... 14 vs. Duke (2-16-09)  
 Rebounds: ..... 6 at Texas (12-14-08)  
 Assists: ..... 8 vs. DePaul (11-30-08)  
 Steals: ..... 4 vs. Middle Tennessee (12-11-08)  
 Blocks: ..... 0  
 Field Goals: 4 vs. Old Dominion (12-30-09)\*  
 3-Pointers: ..... 3 vs. Old Dominion (12-30-09)  
 Free Throws: ..... 6 vs. Duke (2-16-09)\*  
 Minutes: ..... 37 at Old Dominion (12-18-08)

### BASS' SEC HIGHS

Points: ..... 7 at Arkansas (1-22-09)  
 Rebounds: ..... 3 at Kentucky (2-19-09)\*  
 Assists: ..... 4 vs. Alabama (2-12-09)  
 Steals: ..... 2 vs. Florida (2-14-10)\*  
 Blocks: ..... 0  
 Field Goals: ..... 2 vs. Alabama (3-5-09)\*  
 3-Pointers: ..... 1 vs. Alabama (1-6-11)\*  
 Free Throws: ..... 4 at Arkansas (1-22-09)  
 Minutes: ..... 29 at Florida (2-8-09)\*  
 \*indicates most recent high

### 2010-11 GAME-BY-GAME STATISTICS

Opponent	Date	Min	GS	FG-A	3FG-A	FT-A	Rebs O-D-T	PF	A	TO	Blk	Stl	Pts
CHATTANOOGA	11/15/10	22		1-2	1-1	2-2	1-2-3	4	2	0	0	0	5
VIRGINIA	11/18/10	2		0-0	0-0	0-0	0-0-0	0	0	0	0	0	0
ARIZONA STATE	11/21/10	7		0-0	0-0	0-0	0-0-0	1	0	1	0	0	0
Missouri*	11/25/10	19		1-2	1-2	2-2	0-0-0	0	1	0	0	0	5
Georgia Tech*	11/26/10	6		0-0	0-0	0-0	0-1-1	0	0	2	0	1	0
LAMAR	12/1/10	22		1-5	1-4	0-0	1-0-1	2	3	1	0	0	3
Old Dominion	12/5/10	6		0-0	0-0	0-0	0-0-0	0	0	0	0	1	0
ETSU	12/22/10	19		0-4	0-4	0-0	0-1-1	0	1	0	0	1	0
RUTGERS	12/30/10	8		0-1	0-1	2-2	0-2-2	0	1	0	0	0	2
ALABAMA	1/6/11	19		1-2	1-2	0-0	0-2-2	1	1	0	0	1	3
OLE MISS	1/9/11	8		0-1	0-1	0-0	0-0-0	0	2	1	0	0	0
Florida	1/13/11	6		0-0	0-0	0-0	0-0-0	0	0	0	0	1	0

\* at the Paradise Jam in the U.S. Virgin Islands

### CAREER TOTALS FOR BRIANA BASS

YEAR	GP	GS	MIN-AVG	FG	FGA	PCT	3FG	3FGA	PCT	FT	FTA	PCT	OFF	DEF	TOT-AVG	PF-FO	AST	TO	BLK	STL	PTS-AVG
2008-09	33	13	691-20.9	36	121	.298	22	78	.282	35	46	.761	7	36	43-1.3	38-0	68	53	0	25	129-3.9
2009-10	32	1	356-11.1	11	42	.262	9	33	.273	8	9	.889	3	18	21-0.7	21-0	31	24	0	10	39-1.2
2010-11	12	0	144-12.0	4	17	.235	4	15	.267	6	6	1.000	2	8	10-0.8	8-0	11	5	0	6	18-1.5
<b>TOTAL</b>	<b>77</b>	<b>14</b>	<b>1191-15.5</b>	<b>51</b>	<b>180</b>	<b>.283</b>	<b>35</b>	<b>126</b>	<b>.278</b>	<b>49</b>	<b>61</b>	<b>.803</b>	<b>12</b>	<b>62</b>	<b>74-1.0</b>	<b>67-0</b>	<b>110</b>	<b>82</b>	<b>0</b>	<b>41</b>	<b>186-2.4</b>



**VICKI BAUGH**

RS-Junior • 6-4 • Forward  
Sacramento, Calif  
Sacramento H.S.



**Tip-Offs**

Vicki Baugh graduated a semester early in December, with a degree in psychology and a communications studies minor. She will begin pursuing a master's degree in sports psychology in January.

**BAUGH'S 2010-11 SEASON HIGHS**

Points: ..... 6 vs. Georgetown (11-27-10)  
Rebounds: ..... 7 at Louisville (11-12-10)  
Assists: ..... 1 vs. Stanford (12-19-10)\*  
Steals: ..... 1 at Baylor (12-14-10)\*  
Blocks: ..... 2 vs. Stanford (12-19-10)  
Field Goals: .... 2 vs. Georgetown (11-27-10)  
3-Pointers: ..... 0  
Free Throws: ..... 2 vs. Lamar (12-1-10)\*  
Minutes: ..... 14 vs. Georgetown (11-27-10)

**BAUGH'S CAREER HIGHS**

Points: ..... 13 vs. Louisiana Tech (11-23-08)  
Rebounds: 16 vs. Louisiana Tech (11-26-07)  
Assists: ..... 4 vs. Vanderbilt (1-20-08)\*  
Steals: ..... 4 vs. Kentucky (2-3-08)  
Blocks: ..... 4 at Texas (12-14-08)\*  
Field Goals: 6 vs. Louisiana Tech (11-23-08)\*  
3-Pointers: ..... 0  
Free Throws: ..... 5 vs. Vanderbilt (1-20-08)\*  
Minutes: ..... 32 vs. Stanford (12-21-08)\*

**BAUGH'S SEC HIGHS**

Points: ..... 12 vs. Alabama (2-21-08)  
Rebounds: ..... 10 vs. Kentucky (2-3-08)  
Assists: ..... 4 vs. Vanderbilt (1-20-08)  
Steals: ..... 4 vs. Kentucky (2-3-08)  
Blocks: ..... 3 vs. Florida (2-28-08)\*  
Field Goals: ..... 4 vs. Florida (2-28-08)\*  
3-Pointers: ..... 0  
Free Throws: ..... 5 vs. Vanderbilt (1-20-08)  
Minutes: ..... 25 vs. Kentucky (2-3-08)  
\*indicates most recent high

**Highlights...**

After missing nearly 21 months of game action because of injuries to her left knee, has played 10 games off the bench in 2010-11, contributing 1.6 ppg and 2.9 rpg in 8.2 mpg while serving as one of the Lady Vols' most respected and vocal team leaders...Redshirted 2009-10 after surgery to address a meniscus tear and a partial medial meniscectomy in her left knee...Played 14 games in 2008-09, before tearing her ACL in February versus Oklahoma...Also, injured ACL in national championship game the previous year...Was a productive scorer and rebounder off the bench in 38 games for the 2007-08 National Champions...Has three career double-doubles, all coming in 2008-09.

**SEC Notes...**

Played in her first conference game of the season on Jan. 15, logging three minutes versus Vanderbilt and tallying one block.

**Non-Conference Notes...**

Played seven minutes versus Rutgers on Dec. 30, grabbing two boards...Sat out against ETSU on Dec. 22 as a precautionary rest day...Scored two points, grabbed four rebounds and blocked a pair of shots in 13 minutes vs. Stanford on Dec. 19...Scored two points on a fastbreak layup that capped a first-half 9-0 run at Texas on Dec. 12. Played four minutes versus the Longhorns...Snatched six boards in 11 minutes off the bench at Old Dominion on Dec. 5...Scored four points and grabbed three boards in seven minutes against Lamar in her first home game of the season on Dec. 1... Played in the final two games at the Paradise Jam in the U.S. Virgin Islands, logging seven minutes versus Georgia Tech on Nov. 26 and a season-high 14 minutes against Georgetown on Nov. 27... Against the Hoyas, scored six second-half points and grabbed four boards in an effort to try to bring the Lady Vols back from a double-digit deficit...Sat out against Chattanooga, Virginia, Arizona State and Missouri to rest...In her first game since injuring her knee on Feb. 3, 2009, scored two points and grabbed seven boards in 12 minutes at Louisville on Nov. 12.

**2010-11 GAME-BY-GAME STATISTICS**

Opponent	Date	Min	GS	FG-A	3FG-A	FT-A	Rebs O-D-T	PF	A	TO	Blk	Stl	Pts
Louisville	11/12/10	12		1-2	0-0	0-0	2-5-7	4	0	2	0	0	2
Georgia Tech*	11/26/10	7		0-1	0-0	0-0	0-2-2	1	0	1	0	1	0
Georgetown*	11/27/10	14		2-6	0-1	2-4	1-3-4	0	0	0	1	0	6
LAMAR	12/1/10	7		1-3	0-0	2-2	1-2-3	1	1	2	1	0	4
Old Dominion	12/5/10	11		0-2	0-0	0-0	1-5-6	0	0	3	0	0	0
Texas	12/12/10	4		1-1	0-0	0-0	0-1-1	0	0	1	0	0	2
Baylor	12/14/10	4		0-1	0-0	0-0	0-0-0	0	1	1	0	1	0
STANFORD	12/19/10	13		1-4	0-0	0-0	2-2-4	1	1	1	2	0	2
RUTGERS	12/30/10	7		0-1	0-0	0-0	0-2-2	0	0	0	0	0	0
VANDERBILT	1/15/11	3		0-1	0-0	0-0	0-0-0	0	0	0	1	0	0

\* at the Paradise Jam in the U.S. Virgin Islands

**CAREER TOTALS FOR VICKI BAUGH**

YEAR	GP	GS	MIN-AVG	FG	FGA	PCT	3FG	3FGA	PCT	FT	FTA	PCT	OFF	DEF	TOT-AVG	PF-FO	AST	TO	BLK	STL	PTS-AVG
2007-08	38	0	496-13.1	79	143	.552	0	0	.000	42	54	.778	56	96	152-4.0	73-4	23	64	29	20	200-5.3
2008-09	14	10	267-19.1	36	79	.456	0	0	.000	19	31	.613	41	61	102-7.3	34-2	13	25	21	8	91-6.5
2010-11	10	0	82-8.2	6	22	.273	0	0	.000	4	6	.667	7	22	29-2.9	7-0	3	11	5	2	16-1.6
<b>TOTAL</b>	<b>62</b>	<b>10</b>	<b>845-13.6</b>	<b>121</b>	<b>244</b>	<b>.496</b>	<b>0</b>	<b>0</b>	<b>.000</b>	<b>65</b>	<b>91</b>	<b>.714</b>	<b>104</b>	<b>179</b>	<b>283-4.6</b>	<b>114-6</b>	<b>39</b>	<b>100</b>	<b>55</b>	<b>30</b>	<b>307-5.0</b>



Former Lady Vol sharpshooter Shanna Zolman Crossley passed down her No. 5 jersey to Bjorklund. Bjorklund considers Crossley one her biggest influences.

**BJORKLUND'S 2010-11 SEASON HIGHS**  
Points:..... 26 vs. Virginia (11-18-10)  
Rebounds: ..... 6 vs. Chattanooga (11-15-10)  
Assists: ..... 5 vs. Lamar (12-1-10)  
Steals:..... 2 at Florida (1-13-11)\*  
Blocks:..... 2 vs. Chattanooga (11-15-10)  
Field Goals: ..... 8 at Texas (12-12-10)\*  
3-Pointers: ..... 6 vs. Virginia (11-18-10)\*  
Free Throws: ..... 4 vs. Virginia (11-18-10)  
Minutes:..... 40 vs. Vanderbilt (1-15-11)\*

**BJORKLUND'S CAREER HIGHS**  
Points: ..... 29 at Old Dominion (12-18-08)\*  
Rebounds: ..... 8 vs. Old Dominion (12-5-07)  
Assists: ..... 7 vs. Baylor (3-27-10)\*  
Steals: ..... 4 at South Carolina (1-31-10)\*  
Blocks: ..... 2 vs. Chattanooga (11-15-10)\*  
Field Goals: ..... 11 vs. Arkansas (1-24-08)\*  
3-pointers: ..... 7 vs. Arkansas (1-24-08)\*  
Free Throws: ..... 4 vs. Virginia (11-18-10)\*  
Minutes: ..... 41 vs. Stanford (12-21-08)

**BJORKLUND'S SEC HIGHS**  
Points: ..... 29 vs. Arkansas (1-24-08)  
Rebounds: 7 vs. Mississippi State (2-22-09)\*  
Assists: ..... 7 vs. Georgia (2-5-09)\*  
Steals: ..... 4 at South Carolina (1-31-10)\*  
Blocks: ..... 2 vs. South Carolina (1-13-08)  
Field Goals: ..... 11 vs. Arkansas (1-24-08)  
3-Pointers: ..... 7 vs. Arkansas (1-24-08)  
Free Throws: ..... 4 vs. Kentucky (3-7-10)\*  
Minutes:..... 40 vs. Vanderbilt (1-15-11)\*  
\*indicates most recent high

**Versus Auburn...**

In four career games versus Auburn, Bjorklund is averaging 11.8 ppg and shooting 36.7 percent from three. She scored 20 points and shot 6-of-12 from three against the Tigers in 2009-10.

**Highlights...**

Is the Lady Vol career record holder in three-pointers (282) and attempts (701)...Broke the record with her 267th career long bomb at the 18:34 mark of the first half versus Rutgers on Dec. 30, breaking Shannon Zolman's previous mark of 266...Ranks fifth in Lady Vol career three-point percentage (.402)...Ranks second on UT in scoring (11.5 ppg) and assists (2.4 apg) and first in three-pointers (50) and minutes (30.4 mpg) in 2010-11...Is averaging 9.3 ppg and shooting 39.5 percent from three in seven road games ...A preseason All-SEC First Team honoree...Also named to the John R. Wooden Award Women's Preseason Top 30 List, the Preseason Wade and Naismith Award Watch Lists, and is a Lowe's Senior CLASS Award nominee...Captured First Team All-SEC honors in 2009-10, Second Team All-SEC accolades in 2008-09 and was the conference's Freshman of the Year in 2007-08.

**SEC Notes...**

Is averaging 10.0 ppg, while shooting 44.9 percent (22-49) from the field and 37.8 percent (14-37) from three in six conference contests this season...Scored five points, but made six turnovers at South Carolina on Jan. 20...Beat the halftime buzzer with an off-the-dribble three against the Gamecocks...Scored 14 points on 5-of-13 shooting (4-of-12 from three) while playing the entire 40 minutes versus Vanderbilt on Jan. 15...Scored 16 points - all in the first half - including four treys at Florida on Jan. 13...Scored nine points, but shot just 1-of-8 from three against Ole Miss on Jan. 9...Exploded for 16 first-half points on a perfect 5-for-5 from the field, including four trey, versus Alabama on Jan. 6...Was held scoreless for just the fifth time in her career in the SEC opener at LSU on Jan. 2...Finished 0-for-2 from the field and committed four fouls in 23 minutes.

**Non-Conference Notes...**

Scored 11 points - her fifth straight double-figure game - versus Rutgers on Dec. 30, while setting the Lady Vol career three-point record with her 267th trey in the first half...Scored a game-high 16 points and made 4-of-6 treys against ETSU on Dec. 22...Followed her 4-for-12, 10-point performance at Baylor on Dec. 14, with 16 points on 7-for-12 shooting versus Stanford on Dec. 19...After missing her first four shots at Texas on Dec. 12, made eight of her next 10 attempts for a 20-point first-half explosion against the Longhorns...After four consecutive games without reaching double figures in scoring, Bjorklund scored 15 points on 5-of-16 shooting against Lamar on Dec. 1...Couldn't find her shooting touch at the Paradise Jam in the U.S. Virgin Islands, averaging 6.0 ppg on 26.1-percent from the field in three games versus Missouri (Nov. 25), Georgia Tech (Nov. 26) and Georgetown (Nov. 27). Still found ways to affect the game without her scoring by leading UT in assists (8) and steals (6) in three games on St. Thomas...Nabbed her second consecutive 20-point game, tallying 26 points on 8-of-15 shooting, including 6-of-10 from trey, while playing 40 minutes versus Virginia on Nov. 18...Dropped 20 points on against Chattanooga on Nov. 15, drilling six three-pointers versus the Lady Mocs, as the Lady Vols set a single-game UT record with 15 treys.

**2010-11 GAME-BY-GAME STATISTICS**

Opponent	Date	Min	GS	FG-A	3FG-A	FT-A	Rebs O-D-T	PF	A	TO	Blk	Stl	Pts
Louisville	11/12/10	35	*	2-8	2-6	0-0	2-3-5	0	1	3	0	2	6
CHATTANOOGA	11/15/10	29	*	7-13	6-12	0-0	1-5-6	0	4	0	2	0	20
VIRGINIA	11/18/10	40	*	8-15	6-10	4-4	3-2-5	0	4	1	0	1	26
ARIZONA STATE	11/21/10	28	*	2-7	0-4	0-0	0-1-1	4	2	1	0	1	4
Missouri*	11/25/10	22	*	2-6	1-3	0-0	3-1-4	2	3	2	0	2	5
Georgia Tech*	11/26/10	33	*	2-9	1-6	2-2	1-0-1	0	4	1	0	2	7
Georgetown*	11/27/10	30	*	2-8	2-7	0-2	1-3-4	4	1	2	0	2	6
LAMAR	12/1/10	23	*	5-16	3-9	2-2	3-2-5	3	5	2	1	2	15
Old Dominion	12/5/10	24	*	2-6	2-5	2-2	0-1-1	3	0	1	0	0	8
Texas	12/12/12	31	*	8-17	4-8	0-0	1-3-4	4	4	2	1	1	20
Baylor	12/14/10	38	*	4-12	2-6	0-0	2-1-3	4	2	3	1	0	10
STANFORD	12/19/10	35	*	7-12	1-2	1-2	0-5-5	2	4	3	0	0	16
ETSU	12/22/10	27	*	6-10	4-6	0-0	0-1-1	2	3	0	0	0	16
RUTGERS	12/30/10	33	*	4-7	2-4	1-1	0-3-3	2	2	1	0	1	11
Louisiana State	1/2/11	23	*	0-2	0-1	0-0	0-1-1	4	1	1	0	1	0
ALABAMA	1/6/11	21	*	5-5	4-4	2-2	0-2-2	2	1	1	1	1	16
OLE MISS	1/9/11	29	*	4-11	1-8	0-0	0-2-2	1	2	1	0	0	9
Florida	1/13/11	33	*	6-13	4-9	0-1	2-2-4	1	1	0	1	2	16
VANDERBILT	1/15/11	40	*	5-13	4-12	0-0	1-3-4	1	1	2	1	0	14
South Carolina	1/20/11	33	*	2-5	1-3	0-0	0-0-3	2	2	6	0	0	5

\* at the Paradise Jam in the U.S. Virgin Islands

**CAREER TOTALS FOR ANGIE BJORKLUND**

YEAR	GP	GS	MIN-AVG	FG	FGA	PCT	3FG	3FGA	PCT	FT	FTA	PCT	OFF DEF	TOT-AVG	PF-FO	AST	TO	BLK	STL	PTS-AVG	
2007-08	38	30	905-23.8	115	298	.386	68	185	.368	20	23	.870	42	78	120-3.2	79-3	52	62	5	31	318-8.4
2008-09	28	25	892-31.9	122	319	.382	62	152	.408	38	48	.792	38	45	83-3.0	73-1	74	64	9	30	344-12.3
2009-10	35	34	1141-32.6	178	427	.417	102	239	.427	29	39	.744	20	76	96-2.7	58-0	100	62	6	33	487-13.9
2010-11	20	19	607-30.4	83	195	.426	50	125	.400	14	18	.778	20	44	64-3.2	41-0	47	33	8	18	230-11.5
<b>TOTAL</b>	<b>121</b>	<b>108</b>	<b>3565-29.5</b>	<b>498</b>	<b>1239</b>	<b>.402</b>	<b>282</b>	<b>701</b>	<b>.402</b>	<b>101</b>	<b>128</b>	<b>.789</b>	<b>120</b>	<b>243</b>	<b>363-3.0</b>	<b>251-4</b>	<b>273</b>	<b>221</b>	<b>28</b>	<b>112</b>	<b>1379-11.4</b>

# Game Notes • Tennessee at Auburn • Jan. 23, 2011



## ALYSSIA BREWER

Junior • 6-3 • Forward

Sapulpa, Okla.

Sapulpa H.S.



Brewer became the first Lady Vol to capture SEC 6th Woman of the Year, earning the award in 2010.

### BREWER'S 2010-11 SEASON HIGHS

Points: ..... 0  
 Rebounds: ..... 2 at LSU (1-2-11)\*  
 Assists: ..... 2 at Texas (12-12-10)  
 Steals: ..... 1 at Texas (12-12-10)  
 Blocks: ..... 0  
 Field Goals: ..... 0  
 3-Pointers: ..... 0  
 Free Throws: ..... 0  
 Minutes: ..... 8 vs. Rutgers (12-30-10)

### BREWER'S CAREER HIGHS

Points: 23 vs. George Washington (12-1-09)  
 Rebounds: ..... 15 vs. Auburn (3-7-09)  
 Assists: ..... 4 vs. Vanderbilt (1-17-10)  
 Steals: ..... 3 at Gonzaga (12-30-08)  
 Blocks: ..... 4 vs. Kentucky (2-25-10)\*  
 Field Goals: ..... 11 vs. GW (12-1-09)  
 3-Pointers: ..... 0  
 Free Throws: ..... 6 at Alabama (2-18-10)\*  
 Minutes: ..... 35 vs. Arkansas (2-4-10)

### BREWER'S SEC HIGHS

Points: ..... 21 vs. Ole Miss (3-5-10)  
 Rebounds: ..... 15 vs. Auburn (3-7-09)  
 Assists: ..... 4 vs. Vanderbilt (1-17-10)  
 Steals: ..... 2 vs. Auburn (1-28-10)\*  
 Blocks: ..... 4 vs. Kentucky (2-25-10)\*  
 Field Goals: ..... 9 vs. Ole Miss (3-5-10)  
 3-Pointers: ..... 0  
 Free Throws: ..... 6 at Alabama (2-18-10)\*  
 Minutes: ..... 35 vs. Arkansas (2-4-10)

### Highlights...

Recorded her fourth career double-double, 20 points and 10 boards, in the Lady Vols' last matchup with the Crimson Tide - a 74-67 win on Feb. 18, 2010, in Tuscaloosa, Ala...Underwent successful Achilles tendon surgery on Sept. 10 and returned to the court a month earlier than originally expected... Has played in four games in 2010-11, playing 4.8 mpg, since returning to the court...Named the MVP of the 2010 SEC Tournament after averaging 14.7 ppg and 5.7 rpg, while connecting on 70.4 percent of her field goal attempts in three Lady Vol wins...Improved dramatically from her freshman to sophomore season, raising her shooting percentage (.410-.538) and scoring averages (5.9-10.2), and earning SEC 6th Woman of the Year honors.

### SEC Notes...

Grabbed a pair of rebounds in four minutes at LSU on Jan. 2.

### Non-Conference Notes...

Logged first action of the season at Texas on Dec. 12, recording a pair of assists, one steal and missing her only shot attempt in four first-half minutes...Played three minutes two days later at Baylor on Dec. 14...Grabbed two boards in a season-best eight minutes versus Rutgers on Dec. 30.

### 2010-11 GAME-BY-GAME STATISTICS

Opponent	Date	Min	GS	FG-A	3FG-A	FT-A	Rebs		PF	A	TO	Blk	Stl	Pts
							O-D-T							
Texas	12/12/10	4		0-1	0-0	0-0	0-0-0	0	2	0	0	0	1	0
Baylor	12/14/10	3		0-1	0-0	0-0	0-0-0	2	0	0	0	0	0	0
RUTGERS	12/30/10	8		0-1	0-0	0-2	0-2-2	0	0	2	0	0	0	0
Louisiana State	1/2/10	4		0-0	0-0	0-0	0-2-2	0	0	1	0	0	0	0

### CAREER TOTALS FOR ALYSSIA BREWER

YEAR	GP	GS	MIN-AVG	FG	FGA	PCT	3FG	3FGA	PCT	FT	FTA	PCT	OFF	DEF	TOT-AVG	PF-FO	AST	TO	BLK	STL	PTS-AVG
2008-09	33	0	522-15.8	73	178	.410	0	1	.000	48	79	.608	65	78	143-4.3	65-0	27	35	22	21	194-5.9
2009-10	34	13	734-21.6	150	279	.538	0	0	.000	48	81	.593	70	131	201-5.9	70-0	31	38	40	15	348-10.2
2010-11	4	0	19-4.8	0	3	.000	0	0	.000	0	2	.000	0	4	4-1.0	2-0	2	3	0	1	0-0.0
<b>TOTAL</b>	<b>71</b>	<b>13</b>	<b>1275-18.0</b>	<b>223</b>	<b>460</b>	<b>.485</b>	<b>0</b>	<b>1</b>	<b>.000</b>	<b>96</b>	<b>162</b>	<b>.593</b>	<b>135</b>	<b>213</b>	<b>348-4.9</b>	<b>137-0</b>	<b>60</b>	<b>76</b>	<b>62</b>	<b>37</b>	<b>542-7.6</b>

# Game Notes • Tennessee at Auburn • Jan. 23, 2011



**KELLEY CAIN**

RS-Junior • 6-6 • Center  
Atlanta, Ga.  
ST. PIUS X H.S.



Was voted "Most Likely to Become Famous" in her senior class superlatives at St. Pius X (Atlanta) High School in 2007.

### CAIN'S 2010-11 SEASON HIGHS

Points:..... 19 at LSU (1/2/11)  
Rebounds:..... 13 vs. Vanderbilt (1-15-11)  
Assists:..... 4 vs. Chattanooga (11-15-10)  
Steals:..... 4 vs. Virginia (11-18-10)  
Blocks:..... 6 at South Carolina (1-20-11)  
Field Goals:..... 9 at LSU (1/2/11)  
3-Pointers:..... 0  
Free Throws:..... 3 vs. Stanford (12/19/10)  
Minutes:..... 29 at LSU (1/2/11)

### CAIN'S CAREER HIGHS

Points:..... 19 at LSU (1/2/11)\*  
Rebounds:..... 17 vs. Arkansas (2-4-10)  
Assists:..... 5 vs. Alabama (2-12-09)  
Steals:..... 4 vs. Virginia (11-18-10)  
Blocks:..... 12 vs. LSU (2-22-10)  
Field Goals:..... 9 at LSU (1/2/11)\*  
3-Pointers:..... 0  
Free Throws:..... 5 at Florida (1-14-10)  
Minutes:..... 38 at Ole Miss (2-11-10)

### CAIN'S SEC HIGHS

Points:..... 19 at LSU (1/2/11)\*  
Rebounds:..... 17 vs. Arkansas (2-4-10)  
Assists:..... 5 vs. Alabama (2-12-09)  
Steals:..... 2 at Vanderbilt (2-8-10)\*  
Blocks:..... 12 vs. LSU (2-22-10)  
Field Goals:..... 9 at LSU (1/2/11)  
3-Pointers:..... 0  
Free Throws:..... 5 at Florida (1-14-10)  
Minutes:..... 38 at Ole Miss (2-11-10)  
\* indicates most recent high

### Versus Auburn...

Averaging 5.0 ppg, 3.7 rpg and 2.0 blocks in three career games versus the Tigers.

### Highlights...

Over her last four games, Cain is averaging 10.5 boards and 3.8 swats per contest...A force on offense and defense in the post, Cain has been called "a warrior" by Pat Summitt for averaging 8.3 ppg, 6.5 rpg and 2.2 bpg in just 19.1 mpg while shooting a team-best 60.9 percent from the field despite battling near-constant back and hip soreness...Leads SEC in blocks at 2.2 bpg...Her 206 career swats total ranks third in Lady Vol history...Recorded her second double double of the season with 11 points and 11 boards to go along with a season-best six blocks against South Carolina on Jan. 20...Tied a career-high with 19 points, making 9-of-13 shots, at LSU on Jan. 2... Recorded a double double on Dec. 22 with 12 points and 10 rebounds versus ETSU...Has eight career double doubles...Set the Lady Vol blocks records for single season total (113) and single game (12 vs. LSU) in 2009-10...Named to the Preseason Wade and Naismith Watch Lists and was a preseason All-SEC Second Team pick by the coaches and the media...Captured All-SEC First Team and SEC All-Defensive honors in 2009-10.

### SEC Notes...

Is blocking 3.7 shots per game in SEC play...Recorded her second double double of the season with 11 points and 11 boards to go along with a season-best six blocks against South Carolina on Jan. 20...Grabbed a season-best 13 boards against Vanderbilt on Jan. 15, but shot just 1-for-5 from the field...Tied a career-best with 19 points, grabbed eight boards and blocked four shots in a season-high 29 minutes at LSU on Jan. 2...Tied a season-best with 10 boards to go along with nine points in 23 minutes versus Ole Miss on Jan. 9...Shot a perfect 3-for-3 and got the Lady Vols going with two early baskets at Florida on Jan. 13...Finished with six points, eight boards and four blocks versus the Gators...Scored six points, grabbed six boards and recorded three blocks versus Alabama on Jan. 6.

### Non-Conference Notes...

Reached double figures in scoring for second straight game with 11 points and seven boards in her first start since the Paradise Jam (Nov. 27) versus Rutgers on Dec. 30...Logged a dominating performance on Dec. 22 versus ETSU, recording her first double-double of the season with season highs of 12 points (5-of-6 shooting) and 10 boards along with a season-best four blocks in 17 minutes...Sealed the overtime win versus Stanford on Dec. 19 by putting back her own free throw miss to put UT ahead 75-70 in overtime...Finished with nine points on 3-for-4 shooting against the Cardinal...Grabbed nine boards as she battled through back and hip pain in an effort to neutralize Baylor's Brittney Griner in Waco, Texas, on Dec. 14...She scored five points on 2-of-8 shooting...Suffered a right hip contusion at Texas on Dec. 12, but scored eight points on 4-for-6 shooting and tallied two blocks in just nine minutes versus the Longhorns...Sat out against Lamar on Dec. 1 with joint stiffness...At the Paradise Jam in the U.S. Virgin Islands, tallied eight points and three boards in 12 minutes versus Missouri on Nov. 25, six points on 3-for-3 shooting against Georgia Tech on Nov. 26 and six points and six boards in the final with Georgetown on Nov. 27...Scored eight points and grabbed seven boards, playing only 18 minutes because of foul trouble in season opener at Louisville on Nov. 12. Scored six straight points early in second half versus the Cardinals, making a one-point game a 38-31 score in UT's advantage in two-and-a-half minutes.

### 2010-11 GAME-BY-GAME STATISTICS

Opponent	Date	Min	GS	FG-A	3FG-A	FT-A	Rebs		PF	A	TO	Blk	Stl	Pts
							O-D-T	A						
Louisville	11/12/10	18	*	4-6	0-0	0-0	3-4-7	4	0	3	2	0	8	
CHATTANOOGA	11/15/10	16	*	3-7	0-0	1-3	2-2-4	2	4	2	2	2	7	
VIRGINIA	11/18/10	22	*	4-6	0-0	0-2	4-3-7	3	3	3	2	4	8	
ARIZONA STATE	11/21/10	15	*	2-4	0-0	2-4	3-3-6	0	0	0	2	0	6	
Missouri*	11/25/10	12	*	4-7	0-0	0-0	2-1-3	2	0	0	0	1	8	
Georgia Tech*	11/26/10	15	*	3-3	0-0	0-1	0-1-1	2	0	1	1	0	6	
Georgetown*	11/27/10	15	*	3-4	0-0	0-0	3-3-6	3	0	1	0	0	6	
Old Dominion	12/5/10	13	*	3-5	0-0	2-2	0-2-2	0	0	2	3	0	8	
Texas	12/12/10	9	*	4-6	0-0	0-0	1-0-1	0	1	0	2	0	8	
Baylor	12/14/10	25	*	2-8	0-0	1-2	3-6-9	4	1	1	1	0	5	
STANFORD	12/19/10	25	*	3-4	0-0	3-8	1-3-4	0	0	2	2	1	9	
ETSU	12/22/10	17	*	5-6	0-0	2-3	3-7-10	2	0	3	4	0	12	
RUTGERS	12/30/10	21	*	5-9	0-0	1-2	3-4-7	3	1	2	1	0	11	
Louisiana State	1/2/11	29	*	9-13	0-0	1-2	2-6-8	3	0	4	4	0	19	
ALABAMA	1/6/11	17	*	3-4	0-0	0-1	0-6-6	0	1	2	3	0	6	
OLE MISS	1/9/11	23	*	4-8	0-0	1-2	5-5-10	1	0	0	1	0	9	
Florida	1/13/11	22	*	3-3	0-0	0-0	1-7-8	2	0	1	4	1	6	
VANDERBILT	1/15/11	22	*	1-5	0-0	2-2	4-9-13	1	0	1	4	0	4	
South Carolina	1/20/11	27	*	5-7	0-0	1-2	4-7-11	3	1	3	6	0	11	

\* at the Paradise Jam in the U.S. Virgin Islands

### CAREER TOTALS FOR KELLEY CAIN

YEAR	GP	GS	MIN-AVG	FG	FGA	PCT	3FG	3FGA	PCT	FT	FTA	PCT	OFF	DEF	TOT-AVG	PF-FO	AST	TO	BLK	STL	PTS-AVG
2008-09	27	9	471-17.4	97	157	.618	0	0	.000	28	67	.418	59	84	143-5.3	51-0	17	39	49	12	222-8.2
2009-10	33	32	802-24.3	148	244	.607	0	0	.000	49	104	.471	94	160	254-7.7	91-3	23	65	113	19	345-10.5
2010-11	19	13	363-19.1	70	115	.609	0	0	.000	17	36	.472	44	79	123-6.5	35-0	12	31	44	9	157-8.3
<b>TOTAL</b>	<b>79</b>	<b>54</b>	<b>1636-20.7</b>	<b>315</b>	<b>516</b>	<b>.610</b>	<b>0</b>	<b>0</b>	<b>.000</b>	<b>94</b>	<b>207</b>	<b>.454</b>	<b>197</b>	<b>323</b>	<b>520-6.6</b>	<b>177-3</b>	<b>52</b>	<b>135</b>	<b>206</b>	<b>40</b>	<b>724-9.2</b>

# Game Notes • Tennessee at Auburn • Jan. 23, 2011



**GLORY JOHNSON**  
 Junior • 6-3 • Forward  
 Knoxville, Tenn.  
 The Webb School



### Tip-Offs

One of the most physically-gifted athletes in UT history (can dunk, seven H.S. track & field state titles), is also on track to earn a degree in global studies in three years.

#### JOHNSON'S 2010-11 SEASON HIGHS

Points:.....19 vs. Alabama (1-6-11)\*  
 Rebounds: ....18 vs. Georgia Tech (11-26-10)  
 Assists: .....3 vs. Georgia Tech (11-26-10)  
 Steals:.....5 at Texas (12-12-10)  
 Blocks:.....3 at Florida (1-13-11)  
 Field Goals: .....8 at LSU (1-2-11)  
 3-Pointers: .....0  
 Free Throws: .....8 vs. Rutgers (12-30-10)  
 Minutes: .....34 vs. Georgetown (11-27-10)

#### JOHNSON'S CAREER HIGHS

Points: ....21 at Middle Tennessee (11-25-09)  
 Rebounds: ...18 vs. Georgia Tech (11-26-10)  
 Assists: .....4 vs. Old Dominion (12-30-09)  
 Steals:.....5 at Texas (12-12-10)  
 Blocks:.....3 at Florida (1-13-11)\*  
 Field Goals: ...10 at Middle Tennessee (11-25-09)  
 3-Pointers: .....1 vs. Auburn (1-28-10)  
 Free Throws: .....10 at GW (12-2-08)  
 Minutes: .....40 at Georgia (1-21-10)

#### JOHNSON'S SEC HIGHS

Points: .....20 vs. Georgia (2-5-09)  
 Rebounds: .....15 at LSU (1-2-11)\*  
 Assists: .....3 vs. Ole Miss (3-5-10)\*  
 Steals: .....3 at LSU (1-2-11)  
 Blocks: .....3 at Florida (1-13-11)  
 Field Goals: .....8 at LSU (1-2-11)  
 3-Pointers: .....1 vs. Auburn (1-28-10)  
 Free Throws: .....9 at Arkansas (1-22-09)  
 Minutes: .....40 at Georgia (1-21-10)  
 \*Indicates most recent high

#### Versus Auburn...

Had 15 points, 13 rebounds, two blocks and two steal against the Tigers last season. For her career, Johnson is averaging 11.0 ppg and 10.3 rpg her three contests versus Auburn.

#### Highlights...

Snapped her streak of consecutive double-figure scoring outputs at seven with eight points at South Carolina on Jan. 20...Since she began coming off the bench seven games ago against Rutgers, Johnson is averaging 13.4 ppg and 8.6 rpg with 1.3 bpg, while shooting 56.1 percent from the field... Two-time SEC Player of the Week already this season has developed into an elite rebounder and a lockdown defender...Captured SEC POW honors most recently on Jan. 3 after lighting LSU up for 19 points and 15 rebounds on Jan. 2 - three days after scoring 12 points and grabbing nine boards versus Rutgers on Dec. 30...Against Alabama on Jan. 6, scored 19 points for the second straight game...Also earned the conference's top weekly honor on Nov. 29 following her standout Paradise Jam performance...Earned all-tournament honors on the USVI where she averaged 11.7 ppg and 13.0 rpg against Missouri, Georgia Tech Georgetown...Grabbed a career-best 18 rebounds versus Georgia Tech on Nov. 26...Is looking to become the second Lady Vol to average double figures in rebounding as she leads UT with 8.8 rpg and 1.6 spg...Has four double-doubles in 2010-11 and is shooting a career-best 51.4 percent from the field...Averaging 10.5 ppg...Owns 14 career double-doubles...A preseason Coaches All-SEC Second Team selection.

#### SEC Notes...

Ranks second on Tennessee in scoring (13.7 ppg) and third rebounding (8.5), and is shooting 56.6 percent from the field, in six SEC contests...Scored 14 points on 5-of-7 shooting and grabbed nine boards versus Vanderbilt on Jan. 15...Scored 12 points, snatched nine boards and recorded a career-best-tying three blocks at Florida on Jan. 13...Scored 10 points and grabbed six boards versus Ole Miss on Jan. 9...Scored season-best 19 points for second straight game on 6-of-8 shooting and 7-of-9 tries from the free throw line against Alabama on Jan. 6...Her 19 points and 15 boards at LSU on Jan. 2 earned her Player of the Game honors and helped propel her to the SEC Player of the Week award...Also nabbed three steals while making 8-of-13 shots and all three of her free throw attempts.

#### Non-Conference Notes...

Captured the SEC Player of the Week Award on Nov. 29 for her all-tournament performance at the Paradise Jam in the U.S. Virgin Islands from Nov. 25-27, where she averaged 11.7 ppg and 13.0 rpg and shot 61.1 percent in three games versus Missouri, Georgia Tech and Georgetown...After scoring nine points and grabbing nine boards in 21 minutes against Missouri to open the Paradise Jam on St. Thomas on Nov. 25, erupted for a career-best 18 rebounds and 15 points in 29 minutes versus the Yellow Jackets on Nov. 26...Capped the tournament with 13 points and 12 boards against Georgetown on Nov. 27...Her 18 boards against Georgia Tech is tied for the fourth-most ever by a Lady Vol junior with Dana Johnson...Scored 12 points and grabbed nine boards off the bench versus Rutgers on Dec. 30. Also made 8-of-12 free throws...Tied a season-high with 15 points versus ETSU on Dec. 22...Despite missing all five of her shots and scoring just one point, her eight rebounds and suffocating man-to-man defense were instrumental in Tennessee's overtime victory over Stanford on Dec. 19...Johnson had three steals, including two clutch swipes in the last two minutes of regulation...Scored 13 points, grabbed five boards (all in the second half) and recorded five steals at Texas on Dec. 12...Grabbed 12 rebounds versus Lamar to go along with eight points on Dec. 1...Had a monster game against Arizona State on Nov. 21, snagging 15 rebounds and scoring 14 points in 31 minutes...Scored 10 points on 5-of-7 shooting and grabbed eight boards versus Chattanooga on Nov. 15. Attempted a dunk and narrowly missed it on a breakaway at the

#### 2010-11 GAME-BY-GAME STATISTICS

Opponent	Date	Min	GS	FG-A	3FG-A	FT-A	Rebs		PF	A	TO	Blk	Stl	Pts
							O-D-T							
Louisville	11/12/10	25	*	1-4	0-0	3-4	1-6-7	3	0	3	1	3	5	
CHATTANOOGA	11/15/10	17	*	5-7	0-0	0-0	1-6-8	2	1	2	0	4	10	
VIRGINIA	11/18/10	19	*	0-3	0-0	2-4	1-4-5	5	1	2	1	1	2	
ARIZONA STATE	11/21/10	31	*	5-12	0-0	4-9	7-8-15	4	0	1	1	2	14	
Missouri*	11/25/10	21	*	2-4	0-0	3-9	2-7-9	2	0	1	1	1	9	
Georgia Tech*	11/26/10	29	*	5-7	0-0	5-6	8-10-18	2	3	2	0	0	15	
Georgetown*	11/27/10	34	*	4-7	0-0	5-9	7-5-12	4	2	7	0	1	13	
LAMAR	12/1/10	22	*	4-8	0-0	0-1	5-7-12	1	1	1	2	2	8	
Old Dominion	12/5/10	20	*	2-4	0-0	3-6	4-2-6	3	1	4	0	0	7	
Texas	12/12/10	28	*	5-8	0-0	3-4	3-2-5	2	1	5	1	5	13	
Baylor	12/14/10	11	*	1-4	0-0	3-5	2-3-5	3	0	2	0	0	5	
STANFORD	12/19/10	29	*	0-5	0-0	1-2	1-7-8	2	1	1	0	3	1	
ETSU	12/22/10	17	*	5-8	0-0	5-11	2-4-6	3	2	0	0	3	15	
RUTGERS	12/30/10	19	*	2-4	0-0	8-12	4-5-9	2	1	2	1	0	12	
Louisiana State	1/2/11	32	*	8-13	0-0	3-3	3-12-15	3	2	4	1	3	19	
ALABAMA	1/6/11	21	*	6-8	0-0	7-9	4-2-6	1	0	1	1	1	19	
OLE MISS	1/9/11	20	*	4-11	0-0	2-5	2-4-6	0	0	1	1	0	10	
Florida	1/13/11	17	*	4-8	0-0	4-7	4-5-9	0	1	1	3	0	12	
VANDERBILT	1/15/11	26	*	5-7	0-0	4-6	2-7-9	1	0	5	1	0	14	
South Carolina	1/20/11	22	*	3-6	0-0	2-6	2-4-6	4	1	4	1	2	8	

\* at the Paradise Jam in the U.S. Virgin Islands

#### CAREER TOTALS FOR GLORY JOHNSON

YEAR	GP	GS	MIN-AVG	FG	FGA	PCT	3FG	3FGA	PCT	FT	FTA	PCT	OFF	DEF	TOT-AVG	PF-FO	AST	TO	BLK	STL	PTS-AVG
2008-09	33	28	804-24.4	109	270	.404	0	2	.000	117	190	.616	105	131	236-7.2	73-1	21	88	12	35	335-10.2
2009-10	35	25	884-25.3	124	271	.458	1	1	1.000	105	162	.648	97	171	268-7.7	75-1	34	75	11	45	354-10.1
2010-11	20	13	460-23.0	71	138	.514	0	0	.000	67	118	.568	66	110	176-8.8	47-1	18	49	16	31	209-10.5
<b>TOTAL</b>	<b>88</b>	<b>66</b>	<b>2168-24.6</b>	<b>304</b>	<b>679</b>	<b>.448</b>	<b>1</b>	<b>3</b>	<b>.333</b>	<b>289</b>	<b>470</b>	<b>.615</b>	<b>268</b>	<b>412</b>	<b>680-7.7</b>	<b>195-3</b>	<b>73</b>	<b>212</b>	<b>39</b>	<b>111</b>	<b>898-10.2</b>



**ALICIA MANNING**  
 Junior • 6-1 • Forward  
 Woodstock, Ga.  
 Etowah H.S.



UT is 13-1 over the past two seasons when Manning starts. The only loss came against Baylor in last year's Sweet 16.

**MANNING'S 2010-11 SEASON HIGHS**

Points:..... 11 vs. Alabama (1-6-11)\*  
 Rebounds: ..... 10 vs. Chattanooga (11-15-10)  
 Assists: ..... 4 vs. Missouri (11-25-10)  
 Steals:..... 5 vs. Missouri (11-25-10)  
 Blocks:..... 1 vs. Alabama (1-6-11)  
 Field Goals: ..... 5 vs. Missouri (11-25-10)  
 3-Pointers: ..... 0  
 Free Throws: ..... 9 vs. Alabama (1-6-11)  
 Minutes:..... 29 vs. Chattanooga (11-15-10)

**MANNING'S CAREER HIGHS**

Points: ..... 17 vs. Dayton (3-22-10)  
 Rebounds: ..... 14 vs. Ole Miss (3-5-10)  
 Assists: ..... 7 vs. Dayton (3-22-10)  
 Steals: ..... 5 vs. Missouri (11-25-10)  
 Blocks: ..... 2 vs. San Francisco (11-15-08)  
 Field Goals: ..... 8 vs. Dayton (3-22-10)  
 3-Pointers: ..... 3 vs. Kentucky (1-8-09)  
 Free Throws: ..... 9 vs. Alabama (1-6-11)  
 Minutes: ..... 34 vs. Dayton (3-22-10)\*

**MANNING'S SEC HIGHS**

Points: ..... 15 vs. Ole Miss (2-28-10)  
 Rebounds: ..... 14 vs. Ole Miss (3-5-10)  
 Assists: ..... 6 vs. Florida (2-14-10)  
 Steals: ..... 3 at South Carolina (1-31-10)  
 Blocks: ..... 1 vs. Alabama (1-6-11)\*  
 Field Goals: ..... 7 vs. Ole Miss (3-5-10)  
 3-Pointers: ..... 3 vs. Kentucky (1-8-09)  
 Free Throws: ..... 9 vs. Alabama (1-6-11)  
 Minutes: ..... 34 at Ole Miss (2-11-10)

\*indicates most recent high

**Highlights...**

Versatile forward makes her mark with relentless hustle and solid defense either off the bench or as a starter...Has made 20 of her last 21 free throw attempts...Averaging 4.3 ppg and 4.1 rpg in 17.0 mpg for the season...Season-high 10 rebounds came off the bench versus Chattanooga on Nov. 15...It was her sixth time reaching double figures in boards in her career...Has made 23 career starts, including the 2010-11 season-opener at Louisville on Nov. 12...Named to 2010 SEC All-Tournament Team after averaging a team-best 10.0 rpg along with 8.7 ppg and 3.7 apg in three Lady Vol victories...Has three career double-doubles, all coming in 2009-10, including a 17-point, 10-rebound effort against Dayton in the second round of the NCAA Tournament.

**SEC Notes...**

Scored four points on 2-of-2 shooting at South Carolina on Jan. 20...Dropped eight points and nine boards on the Gators at Florida on Jan. 13...Scored two points, grabbed six boards and dished three assists in 18 minutes against Ole Miss on Jan. 9...Tied a season-best with 11 points, hitting 9-of-9 free throws, in 20 minutes versus Alabama on Jan. 6...Scored eight points and grabbed five boards, including for offensive off the glass, in 24 minutes off the bench at LSU on Jan. 2...Nailed all four of her free throw attempts against the Tigers.

**Non-Conference Notes...**

Scored six points on 3-of-5 shooting versus Rutgers on Dec. 30...Broke a three-game scoreless streak by pouring in season-high-tying 11 points to go along with six boards in 18 minutes versus ETSU on Dec. 22. Made 7-of-8 free throws...Earned her second start of the season at Old Dominion and responded by scoring nine points (3-for-4 shooting) and nabbing three steals in 22 minutes...Ripped down eight boards, scored five points and nabbed three steals versus Lamar on Dec. 1. ...Scored 11 points on 5-of-9 shooting to go along with five boards, four assists and a career-high five steals in 22 minutes to earn Player of the Game honors in the Lady Vols' Paradise Jam opener versus Missouri on Nov. 25.

**2010-11 GAME-BY-GAME STATISTICS**

Opponent	Date	Min	GS	FG-A	3FG-A	FT-A	Rebs O-D-T	PF	A	TO	Blk	Stl	Pts
Louisville	11/12/10	20	*	1-2	0-0	1-1-2	0	3	3	0	2	2	2
CHATTANOOGA	11/15/10	29		2-4	0-1	0-0	3-7-10	3	2	0	0	1	4
VIRGINIA	11/18/10	22		0-1	0-0	0-0	2-3-5	1	1	1	0	0	0
ARIZONA STATE	11/21/10	24		2-6	0-1	0-1	2-4-6	2	0	0	0	0	4
Missouri*	11/25/10	22		5-9	0-0	1-4	4-1-5	0	4	2	0	5	11
Georgia Tech*	11/26/10	14		0-1	0-0	1-2	2-1-3	0	2	0	0	2	1
Georgetown*	11/27/10	9		0-1	0-0	0-0	0-0-0	0	1	1	0	0	0
LAMAR	12/1/10	20		2-6	0-0	1-2	3-5-8	3	2	1	0	3	5
Old Dominion	12/5/10	22	*	3-4	0-1	3-5	0-2-2	1	2	1	0	3	9
Texas	12/12/10	4		0-1	0-0	0-0	0-0-0	2	0	0	0	0	0
Baylor	12/14/10	2		0-0	0-0	0-0	0-0-0	2	0	0	0	0	0
STANFORD	12/19/10	12		0-1	0-0	0-0	0-1-1	2	2	0	0	1	0
ETSU	12/22/10	18		2-4	0-0	7-8	3-3-6	1	3	0	0	1	11
RUTGERS	12/30/10	18		3-5	0-1	0-0	1-2-3	1	2	1	0	2	6
Louisiana State	1/2/11	24		2-4	0-0	4-4	4-1-5	3	2	3	0	0	8
ALABAMA	1/6/11	20		1-5	0-0	9-9	1-7-8	3	1	1	1	1	11
OLE MISS	1/9/11	18		1-3	0-0	0-0	2-4-6	2	3	0	0	0	2
Florida	1/13/11	22		4-5	0-0	0-0	2-7-9	1	2	3	0	0	8
VANDERBILT	1/15/11	12		0-2	0-0	0-0	1-0-1	2	1	0	0	1	0
South Carolina	1/20/11	7		2-2	0-0	0-0	1-0-1	0	0	1	0	0	4

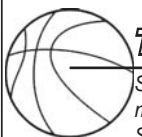
\* at the Paradise Jam in the U.S. Virgin Islands

**CAREER TOTALS FOR ALICIA MANNING**

YEAR	GP	GS	MIN-AVG	FG	FGA	PCT	3FG	3FGA	PCT	FT	FTA	PCT	OFF DEF	TOT-AVG	PF-FO	AST	TO	BLK	STL	PTS-AVG	
2008-09	31	7	461-14.9	39	97	.402	12	33	.364	19	32	.594	33	48	81-2.6	45-1	32	37	7	17	109-3.5
2009-10	35	14	743-21.2	84	193	.435	3	13	.231	19	29	.655	71	107	178-5.1	54-1	82	50	4	34	190-5.4
2010-11	20	2	339-17.0	30	66	.455	0	4	.000	26	35	.743	32	49	81-4.1	29-0	33	18	1	22	86-4.3
<b>TOTAL</b>	<b>86</b>	<b>23</b>	<b>1563-18.2</b>	<b>153</b>	<b>356</b>	<b>.430</b>	<b>15</b>	<b>50</b>	<b>.300</b>	<b>64</b>	<b>96</b>	<b>.667</b>	<b>136</b>	<b>204</b>	<b>340-4.0</b>	<b>128-2</b>	<b>147</b>	<b>105</b>	<b>12</b>	<b>73</b>	<b>385-4.5</b>



**MEIGHAN SIMMONS**  
Guard • 5-9 • Guard  
Cibolo, Texas  
Byron P. Steele II H.S.



**Tip-Offs**

Simmons brother, Ryan - a senior middle linebacker at Steele High School in Cibolo, Texas - was named the MVP of the Texas Class 5A Division II State Championship game on Dec. 18. Rated the No. 18 inside LB in his class by Rivals, he has offers from Stanford, Wake Forest, Oregon and Oklahoma State.

**SIMMONS' 2010-11 SEASON AND CAREER HIGHS**

Points: ..... 28 vs. Lamar (12-1-10)  
Rebounds: ..... 8 at Louisville (11-12-10)  
Assists: ..... 11 vs. Alabama (1-6-11)  
Steals: ..... 3 vs. Chattanooga (11-15-10)  
Blocks: ..... 1 vs. Rutgers (12-30-10)\*  
Field Goals: ..... 10 vs. Lamar (12-1-10)\*  
3-Pointers: ..... 8 vs. Lamar (12-1-10)  
Free Throws: ..... 8 at Baylor (12-14-10)  
Minutes: ..... 37 vs. Stanford (12-19-10)  
\*indicates most recent high

**SIMMONS' SEC HIGHS**

Points: ..... 18 vs. Ole Miss (1-9-11)  
Rebounds: ..... 4 at Florida (1-13-11)\*  
Assists: ..... 11 vs. Alabama (1-6-11)  
Steals: ..... 1 at Florida (1-13-11)  
Blocks: ..... 0  
Field Goals: ..... 8 vs. Ole Miss (1-9-11)  
3-Pointers: ..... 4 vs. Vanderbilt (1-15-11)\*  
Free Throws: . 5 at South Carolina (1-20-11)\*  
Minutes: ..... 34 vs. Vanderbilt (1-15-11)  
\*indicates most recent high

**Highlights...**

Leads Tennessee in scoring and ranks fourth in the SEC at 16.2 ppg...Started her career with 13 straight double-figure games - only Chamique Holdsclaw began her UT career with more consecutive 10-point contests (14 in 95-96)...Set a Lady Vol single-game record with eight threes (in 15 attempts) and scored a season-high 28 points vs. Lamar on Dec. 1...Set a Lady Vol freshman record with 11 assists on Jan. 6 against Alabama...Became 10th Lady Vol ever to record a points-assists double double, scoring 15 points along with 11 dimes versus the Crimson Tide...Two-time SEC Freshman of the Week, capturing the honor on Dec. 20, following a week that saw her average 22.5 ppg as UT split against a pair of top-three teams, No. 3/2 Stanford and No. 2/3 Baylor...Also named FOW on Dec. 6...Has started every game since exploding for 22 points and eight boards off the bench in the season opener at Louisville...Nicknamed Speedy...Is averaging 16.4 ppg and shooting 37.9 percent from the field in seven away games...Shattered the 25-year-old San Antonio Metro Area career scoring record and was ranked as the No. 24 prospect in the Class of 2010 by ESPN HoopGurlz...Captured Co-Most Valuable Player honors at the 2010 McDonald's All-American game after scoring a game-high 21 points in just 14 minutes off the bench.

**SEC Notes...**

Leads UT in scoring (14.8), assists (3.8) and free throw shooting (.857) in six conference games...Exploded for 16 second-half points on 5-of-9 shooting versus South Carolina on Jan. 20...Scored 17 points on 6-of-18 shooting versus Vanderbilt on Jan. 15...Tallied 14 points on 5-of-15 shooting at Florida on Jan. 13...Scored 18 points, including 16 in the second half, on 8-of-10 shooting versus Ole Miss on Jan. 9...Her 80.0 percent shooting percentage is the best of any Lady Vol this season...Set a Lady Vol freshman record with 11 assists, including nine in the first half, against Alabama on Jan. 6...Added 15 points for her first career double-double...Scored nine points on 2-of-5 shooting in SEC debut at LSU on Jan. 2...Played just 19 minutes because of foul trouble.

**Non-Conference Notes...**

Started her career with 13 consecutive double-figure games...Two-time SEC Freshman of the Week (Dec. 20 and Dec. 6)...Set Lady Vol single-game record with eight threes versus Lamar on Dec. 19...Simmons scored a season-high 28 points on 10-of-18 shooting and added a season-high five assists against the Lady Cardinals...Starting at point guard for the first time, she scored or assisted on six of UT's first seven buckets and Tennessee raced out to a 12-0 lead...Two fouls in the game's first three minutes limited Simmons to just 13 total minutes versus Rutgers on Dec. 30...She made 3-of-6 field goal attempts for a season-low seven points...Scored 23 points on 7-18 shooting (3-6 on 3s) in a season-high 37 minutes versus Stanford on Dec. 19...She sent the game to overtime with an ice-in-the-veins three-pointer to knot the game at 70-70 with 48 seconds left in regulation...Finished 6-of-6 from the free throw line and scored four points in overtime to help seal the victory...Scored 22 points on 6-of-21 shooting, making 8-of-9 free throws, at Baylor on Dec. 14... Scored 18 points on 7-of-18 shooting in a 34 minutes at Texas on Dec. 12...Poured in 14 points and dished a team-high four assists at Old Dominion on Dec. 5...Named to the Paradise Jam All-Tournament team after leading Tennessee with 13.0 ppg in three games versus Missouri, Georgia Tech and Georgetown at the three-day tournament in the U.S. Virgin Islands from Nov. 25-27...Scored 11 points, including three treys, in UT's game-opening 19-0 run versus Chattanooga on Nov. 15...

**2010-11 GAME-BY-GAME STATISTICS**

Opponent	Date	Min	GS	FG-A	3FG-A	FT-A	Rebs O-D-T	PF	A	TO	Blk	Stl	Pts
Louisville	11/12/10	31		9-20	2-7	2-4	6-2-8	2	3	5	0	1	22
CHATTANOOGA	11/15/10	17	*	10-16	5-8	1-3	0-2-2	2	4	1	0	3	26
VIRGINIA	11/18/10	25	*	5-12	0-3	2-4	2-2-4	3	2	2	0	1	12
ARIZONA STATE	11/21/10	14	*	4-10	0-2	2-4	1-0-1	5	0	3	1	0	10
Missouri*	11/25/10	26	*	5-8	1-2	3-4	0-2-2	3	3	2	0	1	14
Georgia Tech*	11/26/10	23	*	4-10	2-7	4-6	0-0-0	2	0	0	0	0	14
Georgetown*	11/27/10	33	*	4-12	1-7	2-4	1-4-5	2	4	6	1	2	11
LAMAR	12/1/10	26	*	10-18	8-15	0-0	0-2-2	3	5	3	1	2	28
Old Dominion	12/5/10	26	*	5-13	1-5	3-4	1-1-2	1	4	2	0	2	14
Texas	12/12/10	34	*	7-18	2-8	2-2	1-2-3	1	1	3	0	1	18
Baylor	12/14/10	35	*	6-21	2-9	8-9	2-3-5	3	0	4	0	1	22
STANFORD	12/19/10	37	*	7-18	3-6	6-6	2-5-7	2	2	2	0	0	23
ETSU	12/22/10	25	*	4-8	2-4	3-4	0-0-0	0	2	3	0	0	13
RUTGERS	12/30/10	13	*	3-6	1-2	0-0	0-2-2	3	1	3	1	1	7
Louisiana State	1/2/11	19	*	2-5	0-2	5-6	0-0-0	4	1	2	0	0	9
ALABAMA	1/6/11	22	*	6-14	2-6	1-2	0-1-1	1	11	1	0	0	15
OLE MISS	1/9/11	24	*	8-10	2-4	0-0	1-3-4	2	3	1	0	0	18
Florida	1/13/11	20	*	5-15	4-7	0-0	2-2-4	0	1	4	0	1	14
VANDERBILT	1/15/11	34	*	6-18	4-14	1-1	1-1-2	0	3	3	0	0	17
South Carolina	1/20/11	33	*	5-11	1-1	5-5	0-3-3	1	4	4	0	0	16

\* at the Paradise Jam in the U.S. Virgin Islands

**CAREER TOTALS FOR MEIGHAN SIMMONS**

YEAR	GP	GS	MIN-AVG	FG	FGA	PCT	3FG	3FGA	PCT	FT	FTA	PCT	OFF	DEF	TOT-AVG	PF-FO	AST	TO	BLK	STL	PTS-AVG
2010-11	20	19	517-25.9	115	263	.437	43	119	.361	50	68	.735	20	37	57-2.9	40-1	54	54	4	16	323-16.2
TOTAL	20	19	517-25.9	115	263	.437	43	119	.361	50	68	.735	20	37	57-2.9	40-1	54	54	4	16	323-16.2

# Game Notes • Tennessee at Auburn • Jan. 23, 2011



## SYDNEY SMALLBONE

Senior • 5-10 • Guard  
Granger, Ind.  
St. Joseph's H.S.



Smallbone has accepted a job with a multinational logistics corporation upon her graduation in May.

### SMALLBONE'S 2010-11 SEASON HIGHS

Points: .....5 vs. Alabama (1-6-11)\*  
Rebounds: ..... 4 vs. Lamar (12-1-10)  
Assists: ..... 2 vs. Lamar (12-1-10)  
Steals: ..... 1 vs. Old Dominion (12-5-10)\*  
Blocks: ..... 0  
Field Goals: ..... 2 vs. Alabama (1-6-11)  
3-Pointers: .....1 vs. Alabama (1-6-11)\*  
Free Throws: .....2 at Florida (1-13-11)  
Minutes: ..... 14 vs. Lamar (12-1-10)

### SMALLBONE'S CAREER HIGHS

Points: .....12 vs. Virginia (11-17-08)\*  
Rebounds: ..... 4 vs. Lamar (12-1-10)\*  
Assists: ..4 vs. Middle Tennessee (12-11-08)\*  
Steals: ..... 3 vs. Western Carolina (11-25-08)  
Blocks: ..... 1 at San Francisco (12-22-09)\*  
Field Goals: ..... 4 vs. Alabama (2-12-09)\*  
3-Pointers: .....4 vs. Arkansas (1-24-08)  
Free Throws: ..... 4 vs. Vanderbilt (3-6-10)\*  
Minutes: .....36 vs. Virginia (11-17-08)

### SMALLBONE'S SEC HIGHS

Points: ..... 12 vs. Arkansas (1-24-08)  
Rebounds: .....4 vs. Alabama (2-21-08)  
Assists: .....4 vs. Ole Miss (1-31-08)  
Steals: ..... 1 vs. Vanderbilt (3-6-10)\*  
Blocks: ..... 1 vs. Alabama (2-12-09)\*  
Field Goals: ..... 4 vs. Alabama (2-12-09)\*  
Three-pointers: .....4 vs. Arkansas (1-24-08)  
Free Throws: .....4 vs. Vanderbilt (3-6-10)  
Minutes: .....23 vs. Alabama (2-12-09)  
\*indicates most recent high

### Highlights...

Long-range gunner has 58 career treys and a 33.0 shooting percentage from behind the arc...The Grander, Ind., native is hoping to end her college career with a second national championship - this time in her home state - at the 2011 Final Four at the Conseco Fieldhouse in Indianapolis, Ind.

### SEC Notes...

Made both free throw tries for two points at Florida on Jan. 13...Scored a season-high five points on 2-for-5 shooting versus Alabama on Jan. 6...Logged five minutes versus Ole Miss on Jan. 9.

### Non-Conference Notes...

Made her only shot attempt and scored two points versus ETSU on Dec. 2...Went 1-for-2 from behind the arc to score three points at Old Dominion on Dec. 5...Drilled 1-of-3 trey attempts, scoring three points and recording season highs in rebounds (4) and assists (2) in a season-best 14 minutes versus Lamar on Dec. 1...Made 1-of-2 trey attempts for three points in 12 minutes versus Georgia Tech on Nov. 26 at the Paradise Jam at the U.S. Virgin Islands...Scored three points in 13 minutes off the bench in her season debut versus Chattanooga on Nov. 15.

### 2010-11 GAME-BY-GAME STATISTICS

Opponent	Date	Min	GS	FG-A	3FG-A	FT-A	Rebs		PF	A	TO	Blk	Stl	Pts
							O-D-T							
CHATTANOOGA	11/15/10	13		1-4	0-2	1-2	0-0-0	0	1	0	0	1	3	
ARIZONA STATE	11/21/10	3		0-0	0-0	0-0	0-0-0	0	0	0	0	0	0	
Missouri*	11/25/10	12		1-2	1-2	0-0	0-0-0	2	0	0	0	1	3	
Georgia Tech*	11/26/10	4		0-0	0-0	0-0	0-0-0	0	1	0	0	0	0	
LAMAR	12/1/10	14		1-4	1-3	0-0	2-2-4	1	2	1	0	1	3	
Old Dominion	12/5/10	5		1-3	1-2	0-0	0-0-0	0	1	0	0	1	3	
ETSU	12/22/10	6		1-1	0-0	0-0	1-0-1	0	0	0	0	0	2	
RUTGERS	12/30/10	5		0-0	0-0	0-0	0-0-0	1	0	1	0	0	0	
ALABAMA	1/6/11	13		2-5	1-2	0-0	0-2-2	0	0	0	0	0	5	
OLE MISS	1/9/11	5		0-0	0-0	0-0	0-2-2	0	0	0	0	0	0	
Florida	1/13/11	4		0-0	0-0	2-2	0-1-1	0	0	0	0	0	2	

\* at the Paradise Jam in the U.S. Virgin Islands

### CAREER TOTALS FOR SYDNEY SMALLBONE

YEAR	GP	GS	MIN-AVG	FG	FGA	PCT	3FG	3FGA	PCT	FT	FTA	PCT	OFF	DEF	TOT-AVG	PF-FO	AST	TO	BLK	STL	PTS-AVG
2007-08	29	0	329-11.3	27	86	.314	19	63	.302	10	12	.833	9	22	31-1.1	18-0	27	22	2	12	83-2.9
2008-09	31	6	326-10.5	31	90	.344	23	69	.333	10	12	.833	11	20	31-1.0	21-0	24	18	2	9	95-3.1
2009-10	25	3	221-8.8	17	42	.405	12	33	.364	12	15	.800	4	11	15-0.6	14-0	13	12	1	4	58-2.3
2010-11	11	0	84-7.6	7	19	.368	4	11	.364	3	4	.750	3	7	10-0.9	4-0	5	2	0	4	21-1.9
<b>TOTAL</b>	<b>96</b>	<b>9</b>	<b>960-10.0</b>	<b>82</b>	<b>237</b>	<b>.346</b>	<b>58</b>	<b>176</b>	<b>.330</b>	<b>35</b>	<b>43</b>	<b>.814</b>	<b>27</b>	<b>60</b>	<b>87-0.9</b>	<b>57-0</b>	<b>69</b>	<b>54</b>	<b>5</b>	<b>29</b>	<b>257-2.7</b>



**TABER SPANI**

Soph. • 6-1 • Forward/Guard  
Lee's Summit, Mo.  
Home School



**Tip-Offs**

Spani comes from athletic lineage, as her father Gary Spani had a 10-year NFL career as a linebacker for the Kansas City Chiefs and is still the football club's all-time leading tackler.

**SPANI'S 2010-11 SEASON HIGHS**  
Points:..... 22 vs. Rutgers (12-30-10)  
Rebounds: ..... 12 vs. ETSU (12-22-10)  
Assists: ..... 5 vs. Alabama (1-6-11)  
Steals:..... 1 at LSU (1-2-11)\*  
Blocks:..... 1 at LSU (1-2-11)\*  
Field Goals: ..... 7 vs. Rutgers (12-30-10)  
Free Throws: ..... 7 vs. Alabama (1-6-11)  
3-Pointers: ..... 3 at South Carolina (1-20-11)\*  
Minutes:.....30 at South Carolina (1-20-11)\*

**SPANI'S CAREER HIGHS**  
Points:..... 22 vs. Rutgers (12-30-10)  
Rebounds: ..... 12 vs. ETSU (12-22-10)  
Assists: ..... 5 vs. Alabama (1-6-11)  
Steals:..... 2 vs. Baylor (3-27-10)\*  
Blocks:..... 2 vs. Vanderbilt (3-6-10)  
Field Goals: ..... 7 vs. Rutgers (12-30-10)\*  
3-Pointers: ..... 3 at South Carolina (1-20-11)\*  
Free Throws: ..... 7 vs. Alabama (1-6-11)  
Minutes:.....32 vs. UCLA (11-28-09)

**SPANI'S SEC HIGHS**  
Points:..... 15 vs. Alabama (1-6-11)  
Rebounds: ..... 6 vs. Alabama (1-6-11)\*  
Assists: ..... 5 vs. Alabama (1-6-11)  
Steals:..... 2 vs. Kentucky (2-25-10)\*  
Blocks:..... 2 vs. Vanderbilt (3-6-10)  
Field Goals: ..... 6 vs. Ole Miss (1-9-11)  
3-Pointers: ..... 3 at South Carolina (1-20-11)  
Free Throws: ..... 7 vs. Alabama (1-6-11)  
Minutes:..... 30 at South Carolina (1-20-11)  
\*indicates most recent high

**Highlights...**

Since the loss to Baylor on Dec. 14, Spani is averaging 9.9 ppg with nine starts in nine games to go along with 51.7 percent shooting from the field...Tennessee is 13-0 all-time when Spani reaches double figures...Has started 11 games this season and 27 for her career...For the season, she is averaging 8.5 ppg and 4.5 rpg, with shooting percentages of 44.5 from the field and 34.0 from behind the arc...Spani scored a career-high 22 points and grabbed six boards versus Rutgers on Dec. 30...The game before that, versus ETSU on Dec. 22, Spani notched her first career double-double, springing for 15 points and 12 boards...A natural forward with deep range that can stretch a defense, she became just the 13th Lady Vol to start her first game at Rocky Top last season.

**SEC Notes...**

Erupted for three first-half three-pointers on four attempts and finished with nine points and five boards at South Carolina on Jan. 20...Was held scoreless on 0-for-3 shooting, but grabbed five boards, versus Vanderbilt on Jan. 15...Tallied four points and four boards at Florida on Jan. 13...Dropped 14 points on 6-of-8 shooting in 20 minutes versus Ole Miss on Jan. 9...Scored 15 points on 4-of-7 shooting and dished a career-high five assists versus Alabama on Jan. 6...Finished 0-for-2 from the field at LSU with a block and a steal in 23 minutes.

**Non-Conference Notes...**

Scored a career-high 22 points on 7-of-11 shooting and grabbed six boards versus Rutgers on Dec. 30...Tallied 15 points and a career-best 12 rebounds against ETSU on Dec. 22 for her first career double-double...The 12 boards doubled her previous career high...Scored 10 points on 3-of-7 shooting, helping propel UT to a 16-6 lead with two treys in the game's first four minutes, versus Stanford on Dec. 19...Averaged 12.5 ppg and reached double figures off the bench in all contests during a four-game stretch in November (Nov. 15-25)...Averaged 6.0 ppg and 3.7 rpg in 21.3 mpg in three games versus Missouri, Georgia Tech and Georgetown at the Paradise Jam at the U.S. Virgin Islands from Nov. 25-27...Scored 12 points on 5-of-7 shooting in a season-high 30 minutes off the bench versus Arizona State on Nov. 21...Scored 14 points for the second straight game in 25 minutes off the bench, making 2-of-3 from behind the arc, against Virginia on Nov. 18...Tallied 14 points on 5-of-13 shooting in 27 minutes off the bench against Chattanooga on Nov. 15. Made 3-of-9 three-point attempts, as UT broke its single-game record for treys with 15.

**2010-11 GAME-BY-GAME STATISTICS**

Opponent	Date	Min	GS	FG-A	3FG-A	FT-A	Rebs O-D-T	PF	A	TO	Blk	Stl	Pts
Louisville	11/12/10	12	*	0-3	0-2	0-0	1-0-1	1	0	2	0	0	0
CHATTANOOGA	11/15/10	27		5-13	3-9	1-3	1-2-3	0	3	1	0	1	14
VIRGINIA	11/18/10	25		4-8	2-3	4-5	1-3-4	3	1	2	0	0	14
ARIZONA STATE	11/21/10	30		5-7	1-2	1-2	2-2-4	3	2	2	0	1	12
Missouri*	11/25/10	28		4-11	1-4	1-2	3-3-6	3	2	1	0	1	10
Georgia Tech*	11/26/10	21		3-7	0-0	2-2	1-0-1	1	0	0	1	1	8
Georgetown*	11/27/10	15		0-3	0-0	0-0	3-1-4	1	1	4	1	0	0
LAMAR	12/1/10	17	*	3-8	0-0	0-0	4-2-6	2	1	4	0	0	6
Old Dominion	12/5/10	24		1-5	0-0	2-2	1-4-5	1	0	2	0	1	4
Texas	12/12/10	15		3-6	1-2	0-0	3-2-5	0	0	0	0	0	7
Baylor	12/14/10	22		2-6	1-3	0-2	0-6-6	2	0	0	0	0	5
STANFORD	12/19/10	29	*	3-7	2-4	2-2	1-3-4	3	2	0	0	1	10
ETSU	12/22/10	29	*	6-13	2-5	1-2	4-8-12	0	3	1	1	0	15
RUTGERS	12/30/10	27	*	7-11	2-4	6-6	2-4-6	1	2	1	0	1	22
Louisiana State	1/2/11	23	*	0-2	0-2	0-0	0-0-0	1	0	1	1	1	0
ALABAMA	1/6/11	22	*	4-7	0-3	7-7	1-5-6	2	5	0	1	0	15
OLE MISS	1/9/11	20	*	6-8	0-2	2-2	1-1-2	0	1	0	0	0	14
Florida	1/13/11	25	*	2-5	0-2	0-0	0-4-4	0	3	3	0	0	4
VANDERBILT	1/15/11	19	*	0-3	0-2	0-0	0-5-5	1	2	0	0	1	0
South Carolina	1/20/11	30	*	3-4	3-4	0-0	0-5-5	3	1	2	0	0	9

\* at the Paradise Jam in the U.S. Virgin Islands

**CAREER TOTALS FOR TABER SPANI**

YEAR	GP	GS	MIN-AVG	FG	FGA	PCT	3FG	3FGA	PCT	FT	FTA	PCT	OFF	DEF	TOT-AVG	PF-FO	AST	TO	BLK	STL	PTS-AVG
2009-10	33	16	615-18.6	69	167	.413	26	71	.366	28	37	.757	41	49	90-2.7	40-0	43	41	8	11	192-5.8
2010-11	20	11	460-23.0	61	137	.445	18	53	.340	29	37	.784	29	60	89-4.5	28-0	29	26	5	9	169-8.5
<b>TOTAL</b>	<b>53</b>	<b>27</b>	<b>1095-20.7</b>	<b>130</b>	<b>304</b>	<b>.428</b>	<b>44</b>	<b>124</b>	<b>.355</b>	<b>57</b>	<b>74</b>	<b>.770</b>	<b>70</b>	<b>109</b>	<b>179-3.4</b>	<b>68-0</b>	<b>72</b>	<b>67</b>	<b>13</b>	<b>20</b>	<b>361-6.8</b>

# Game Notes • Tennessee at Auburn • Jan. 23, 2011

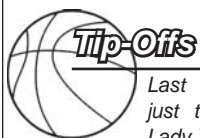


## SHEKINNA STRICKLEN

Junior • 6-2 • Guard/Forward

Morrilton, Ark.

Morrilton H.S.



Last season, Stricklen recorded just the second triple-double in Lady Vol history against Oklahoma on Jan. 3, 2010, tallying 17 points, 13 rebounds and 12 assists.

### STRICKLEN'S 2010-11 SEASON HIGHS

Points: ..... 18 at South Carolina (1-20-11)\*  
 Rebounds: ..... 16 at South Carolina (1-20-11)  
 Assists: ..... 4 vs. Lamar (12-1-10)\*  
 Steals: ..... 4 at Louisville (11-12-10)  
 Blocks: ..... 2 vs. Lamar (12-1-10)\*  
 Field Goals: ..... 7 at South Carolina (1-20-11)\*  
 3-Pointers: ..... 2 vs. Arizona State (11-21-10)\*  
 Free Throws: ..... 6 vs. Arizona State (11-21-10)\*  
 Minutes: ..... 38 at South Carolina (1-20-11)

### STRICKLEN'S CAREER HIGHS

Points: ..... 26 at Auburn (1-25-09)  
 Rebounds: ..... 16 at South Carolina (1-20-11)  
 Assists: ..... 12 vs. Oklahoma (1-3-10)  
 Steals: ..... 5 at Oklahoma (2-2-09)\*  
 Blocks: ..... 3 vs. South Carolina (1-7-10)\*  
 Field Goals: ..... 10 vs. Ole Miss (2-28-10)\*  
 3-Pointers: ..... 4 at Auburn (1-25-09)  
 Free Throws: ..... 11 vs. Rutgers (12-13-09)  
 Minutes: ..... 40 vs. Baylor (3-27-10)\*

### STRICKLEN'S SEC HIGHS

Points: ..... 26 at Auburn (1-25-09)  
 Rebounds: ..... 16 at South Carolina (1-20-11)  
 Assists: ..... 8 at Ole Miss (2-11-10)  
 Steals: ..... 3 vs. Kentucky (3-7-10)\*  
 Blocks: ..... 3 vs. South Carolina (1-7-10)\*  
 Field Goals: ..... 10 vs. Ole Miss (2-28-10)  
 3-Pointers: ..... 4 at Auburn (1-25-09)  
 Free Throws: 10 at Mississippi State (1-15-09)  
 Minutes: ..... 40 at Vanderbilt (2-8-10)\*

\*Indicates most recent high

### Versus Auburn...

Has averages of 16.3 ppg and 4.7 rpg in three career games against the Tigers. She scored 17 points and grabbed five boards against Auburn last season.

### Highlights...

Nearly averaging a double double in seven away games this season with 10.1 ppg and 9.7 rpg...Has three double doubles in her last four games...Played all five positions at South Carolina on Jan. 20, finishing with a season-best-tying 18 points and a career-best 16 rebounds...Third on the Lady Vols in scoring (10.7 ppg) and second in rebounding (7.6 rpg), and is shooting a career-best 45.2 percent from the field in 2010-11...The versatile guard/forward became the 35th Lady Vol to score 1,000 career points versus ETSU on Dec. 22...After a meeting with Lady Vol head coach Pat Summitt where the all-time winningest coach in NCAA history told Stricklen she should be an All-American, she responded with her best game of the season against Ole Miss on Jan. 9, tying a season-best with 18 points and grabbing 13 boards, while hitting 3-of-5 from deep...Stricklen followed that effort with a second straight double double (11 pts, 12 rebs) at Florida on Jan. 13...Over her last four games, Stricklen is averaging 12.3 rpg...Last season, Stricklen recorded just the second triple-double in Lady Vol history against Oklahoma on Jan. 3, 2010, tallying 17 points, 13 rebounds and 12 assists... Has started all 87 games of her Lady Vol career... Has four double-doubles in 2010-11 and 10 for her career...A preseason All-SEC First Team selection and a member of the preseason Naismith Award, Wade Award and Wooden Award Watch Lists.

### SEC Notes...

Is averaging 11.0 ppg and 9.2 rpg in six SEC contests...Played all five positions at South Carolina on Jan. 20, finishing with a season-best-tying 18 points and a career-best 16 rebounds...Tallied six points and eight rebounds against Vanderbilt on Jan. 15...Scored 11 points and grabbed 12 boards at Florida on Jan. 13...Tied a season-best with 18 points, going 5-for-12 from the field and 3-of-5 from three, and grabbed a season-best 13 boards versus Ole Miss on Jan. 9...Scored eight points on 3-for-5 shooting to go along with five boards against Alabama on Jan. 6...Scored five points on 1-of-3 shooting in 18 minutes at LSU on Jan. 2.

### Non-Conference Notes...

Scored 12 points and grabbed five boards versus Rutgers on Dec. 30...Tallied seven points and eight boards against ETSU on Dec. 22...Scored 15 points and grabbed seven boards versus Stanford on Dec. 19...Nabbed her second straight 11-rebound game at Baylor on Dec. 14, but shot just 1-of-9 from the field...Recorded her ninth career double-double (10 pts, 11 rebs) in 32 minutes, playing primarily at the four spot, at Texas on Dec. 12...Added three assists and three steals against the Longhorns... Recorded her eighth career double-double (14 pts and 12 rebs) in 26 minutes versus Lamar on Dec. 1... Added four assists and two steals and made 7-of-11 shots...Also had a double-double (14 pts and 12 rebs) in season opener at Louisville on Nov. 12...Playing primarily on the wing and in the post, scored 11 points on 5-of-9 shooting at Old Dominion on Dec. 5...Averaged 9.0 ppg and 5.3 rpg in 27.3 mpg at the Paradise Jam, facing Missouri, Georgia Tech and Georgetown from Nov. 25-27...Scored a season-high 18 points, making 5-of-9 shots from the field (2-of-3 from three), and grabbing five boards versus Arizona State on Nov. 21...Finished with 15 points and four assists against the Virginia on Nov. 18.

### 2010-11 GAME-BY-GAME STATISTICS

Opponent	Date	Min	GS	FG-A	3FG-A	FT-A	Rebs O-D-T	PF	A	TO	Blk	Stl	Pts
Louisville	11/12/10	32	*	4-10	0-3	6-7	4-8-12	3	2	2	0	4	14
CHATTANOOGA	11/15/10	13	*	1-5	0-2	0-1	3-0-3	3	2	1	1	0	2
VIRGINIA	11/18/10	28	*	6-9	2-3	1-3	0-1-1	2	4	3	1	0	15
ARIZONA STATE	11/21/10	28	*	5-9	2-3	6-8	1-4-5	2	1	2	0	2	18
Missouri*	11/25/10	19	*	4-8	1-2	0-0	1-5-6	1	1	0	0	0	9
Georgia Tech*	11/26/10	27	*	3-8	1-2	2-2	1-4-5	2	1	2	2	2	9
Georgetown*	11/27/10	36	*	4-9	0-2	1-2	2-3-5	4	2	7	0	2	9
LAMAR	12/1/10	26	*	7-11	0-2	0-0	4-8-12	1	4	3	2	1	14
Old Dominion	12/5/10	33	*	5-9	0-0	3-5	0-2-2	1	2	1	0	3	11
Texas	12/12/10	32	*	4-9	0-0	2-3	4-7-11	4	3	1	0	3	10
Baylor	12/14/10	34	*	1-9	0-3	0-0	5-6-11	1	0	6	1	1	2
STANFORD	12/19/10	33	*	5-11	1-2	4-5	4-3-7	2	2	3	0	1	15
ETSU	12/22/10	17	*	2-7	0-1	3-4	5-3-8	4	3	2	0	1	7
RUTGERS	12/30/10	28	*	6-11	0-4	0-0	1-4-5	0	3	0	0	3	12
Louisiana State	1/2/11	18	*	1-3	0-1	3-4	0-1-1	3	1	0	0	0	5
ALABAMA	1/6/11	16	*	3-5	1-1	1-1	1-4-5	1	2	1	0	0	8
OLE MISS	1/9/11	32	*	5-12	3-5	5-6	6-7-13	2	2	3	0	2	18
Florida	1/13/11	29	*	4-9	1-3	2-2	3-9-12	2	2	3	0	0	11
VANDERBILT	1/15/11	24	*	3-5	0-2	0-1	2-6-8	3	0	1	0	0	6
South Carolina	1/20/11	38	*	7-18	0-1	4-5	5-11-16	3	1	2	1	0	18

\* at the Paradise Jam in the U.S. Virgin Islands

### CAREER TOTALS FOR SHEKINNA STRICKLEN

YEAR	GP	GS	MIN-AVG	FG	FGA	PCT	3FG	3FGA	PCT	FT	FTA	PCT	OFF	DEF	TOT-AVG	PF-FO	AST	TO	BLK	STL	PTS-AVG
2008-09	32	32	1009-31.5	153	392	.390	32	110	.291	86	113	.761	79	111	190-5.9	92-3	95	105	21	58	424-13.3
2009-10	35	35	1046-29.9	164	373	.440	33	103	.320	84	102	.824	76	137	213-6.1	52-0	135	87	25	43	445-12.7
2010-11	20	20	543-27.2	80	177	.452	12	42	.286	41	56	.732	54	97	151-7.6	46-0	39	43	8	24	213-10.7
<b>TOTAL</b>	<b>87</b>	<b>87</b>	<b>2618-30.1</b>	<b>397</b>	<b>942</b>	<b>.421</b>	<b>77</b>	<b>255</b>	<b>.302</b>	<b>211</b>	<b>271</b>	<b>.779</b>	<b>209</b>	<b>345</b>	<b>554-6.4</b>	<b>190-3</b>	<b>269</b>	<b>235</b>	<b>54</b>	<b>125</b>	<b>1082-12.4</b>

# Game Notes • Tennessee at Auburn • Jan. 23, 2011



**KAMIKO WILLIAMS**  
 Sophomore • 5-11 • Guard  
 Clarksville, Tenn.  
 Northeast H.S.



*Williams' father, Vincent, is a United States Army Master Sergeant, and he is currently stationed overseas.*

### WILLIAMS' 2010-11 HIGHS

Points:..... 14 at Texas (12-12-10)  
 Rebounds: .....9 vs. Alabama (1-6-11)  
 Assists: ..... 4 at Texas (12-12-10)  
 Steals:..... 3 vs. Old Dominion (12-5-10)\*  
 Blocks:.....4 vs. Ole Miss (1-9-11)\*  
 Field Goals: ..... 7 at Texas (12-12-10)  
 3-Pointers: .....2 vs. Vanderbilt (1-15-11)\*  
 Free Throws: ..... 6 vs. Virginia (11-18-10)  
 Minutes:..... 37 at Texas (12-12-10)

### WILLIAMS' CAREER HIGHS

Points:..... 17 at South Carolina (1-31-10)  
 Rebounds: .....9 vs. Alabama (1-6-11)  
 Assists: ..... 6 vs. Old Dominion (12-30-09)  
 Steals:..... 4 at San Francisco (12-22-09)  
 Blocks:.....4 vs. Ole Miss (1-9-11)\*  
 Field Goals: ..... 7 at Texas (12-12-10)  
 3-Pointers: .....2 vs. Vanderbilt (1-15-11)\*  
 Free Throws: ..... 6 vs. Virginia (11-18-10)  
 Minutes:..... 37 at Texas (12-12-10)

### WILLIAMS' SEC HIGHS

Points:..... 17 at South Carolina (1-31-10)  
 Rebounds: .....9 vs. Alabama (1-6-11)  
 Assists: ..... 5 vs. Auburn (1-28-10)  
 Steals:.....2 vs. Ole Miss (1-9-11)\*  
 Blocks:.....4 vs. Ole Miss (1-9-11)\*  
 Field Goals: ..... 6 at South Carolina (1-31-10)  
 3-Pointers: .....2 vs. Vanderbilt (1-15-11)\*  
 Free Throws: .. 4 at South Carolina (1-31-10)  
 Minutes:..... 29 at South Carolina (1-31-10)  
 \* indicates most recent high

### Highlights...

Tennessee is 11-0 all-time when Williams scores in double figures...Lefty with a smooth pull-up jumper is the first guard off Tennessee's bench...Is averaging 8.1 ppg with shooting percentages of 49.3 from the field and 50.0 from three... Was named Lady Vol Player of the Game versus Vanderbilt on Jan. 15, scoring 13 points and tallying eight boards...Blocked a career-best four shots in consecutive games versus Alabama and Ole Miss...Recorded a career-high nine rebounds versus Alabama on Jan. 6...At Texas on Dec. 12, Williams logged a career-best 37 minutes and scored a season-best 14 points, while making a career-best seven field goals (in 15 attempts)...Scored 12 points on a perfect 6-for-6 shooting in an efficient 17 minutes off the bench versus Chattanooga on Nov. 15...Scored a career-high 17 points off the bench at South Carolina in 2009-10, icing the game with a pair of free throws with 19 seconds remaining to provide the final margin.

### SEC Notes...

Was named Lady Vol Player of the Game versus Vanderbilt on Jan. 15, scoring 13 points and tallying eight boards...Scored six points at Florida on Jan. 13...Blocked a career-best four shots for the second straight game versus Ole Miss on Jan. 9...Added two steals and four points versus the Rebels...Recorded career highs of nine rebounds and four blocks versus Alabama on Jan. 6...In 28 minutes off the bench in the SEC opener at LSU on Jan. 2, scored 13 points on 5-of-12 shooting.

### Non-Conference Notes...

Scored four points on 2-of-5 shooting in 13 minutes off the bench versus Rutgers on Dec. 30... Scored six points on 3-of-5 shooting in 12 minutes off the bench versus Stanford on Dec. 19... Scored nine points on 4-of-5 shooting in 17 minutes versus ETSU on Dec. 22...Made a three and scored five points (2-10 shooting) in 26 minutes in her fifth career start at Baylor on Dec. 14...Played a career-best 37 minutes and scored a season-best 14 points on a career-best seven baskets, while dishing a season-best four assists and making zero turnovers at Texas on Dec. 12...Made 4-of-5 shots, scored 10 points and recorded three steals in just 16 minutes at Old Dominion...Nabbed her first starting assignment of the season, and third of career, versus Lamar on Dec. 1 and finished with a season-best 13 points on 5-of-7 shooting, including 2-of-3 from behind the arc, along with three steals, two assists and two blocks...Averaged 7.7 ppg on 52.9 percent shooting in 18 mpg in three games at the Paradise Jam in the U.S. Virgin Islands from Nov. 25-27...Connected on 6-of-13 shot attempts for 12 points versus Arizona State on Nov. 21. Added five rebounds, two assists and two steals against the Sun Devils...Snatched a career-best eight boards and scored 12 points on a perfect 6-for-6 shooting in an efficient 17 minutes off the bench versus Chattanooga on Nov. 15.

### 2010-11 GAME-BY-GAME STATISTICS

Opponent	Date	Min	GS	FG-A	3FG-A	FT-A	Rebs O-D-T	PF	A	TO	Blk	Stl	Pts
Louisville	11/12/10	11		1-3	0-0	0-1	0-3-3	1	2	4	0	1	2
CHATTANOOGA	11/15/10	17		6-6	0-0	4-4-8	2	2	1	1	0	0	12
VIRGINIA	11/18/10	17		1-4	0-0	6-6	2-0-2	2	1	4	0	1	8
ARIZONA STATE	11/21/10	20		6-13	0-1	0-0	2-3-5	0	2	2	0	2	12
Missouri*	11/25/10	19		4-6	1-1	1-2	0-1-1	2	3	1	1	0	10
Georgia Tech*	11/26/10	21		2-6	1-2	1-2	1-1-2	2	1	5	2	1	6
Georgetown	11/27/10	14		3-5	0-1	1-1	2-0-2	3	0	1	0	0	7
LAMAR	12/1/10	23	*	5-7	2-3	1-1	0-0-0	0	2	1	2	3	13
Old Dominion	12/5/10	16		4-5	0-0	2-2	1-4-5	0	0	2	0	3	10
Texas	12/12/10	37	*	7-15	0-1	0-0	2-5-7	1	4	0	2	0	14
Baylor	12/14/10	26	*	2-10	1-2	0-0	1-2-3	2	1	0	0	1	5
STANFORD	12/19/10	12		3-5	0-0	0-0	1-0-1	2	1	0	0	0	6
ETSU	12/22/10	17	*	4-5	1-1	0-0	1-3-4	1	2	2	0	0	9
RUTGERS	12/30/10	13		2-5	0-0	0-0	1-1-2	1	1	0	0	2	4
Louisiana State	1/2/11	28		5-12	0-1	3-4	2-2-4	2	1	0	1	1	13
ALABAMA	1/6/11	17		2-8	0-0	3-4	4-5-9	3	1	1	4	0	7
OLE MISS	1/9/11	14		2-4	0-1	0-0	2-1-3	1	2	0	4	2	4
Florida	1/13/11	15		3-7	0-0	0-0	2-0-2	1	2	2	1	1	6
VANDERBILT	1/15/11	17		5-7	2-2	1-2	2-6-8	0	1	3	0	1	13
South Carolina	1/20/11	10		0-3	0-0	0-0	0-2-2	0	0	1	0	0	0

\* at the Paradise Jam in the U.S. Virgin Islands

### CAREER TOTALS FOR KAMIKO WILLIAMS

YEAR	GP	GS	MIN-AVG	FG	FGA	PCT	3FG	3FGA	PCT	FT	FTA	PCT	OFF	DEF	TOT-AVG	PF-FO	AST	TO	BLK	STL	PTS-AVG
2009-10	34	2	436-12.8	58	137	.423	1	3	.333	20	27	.741	13	51	64-1.9	44-0	55	42	18	25	137-4.0
2010-11	20	3	364-18.2	67	136	.493	8	16	.500	19	25	.760	31	40	71-3.6	26-0	29	30	18	19	161-8.1
<b>TOTAL</b>	<b>54</b>	<b>5</b>	<b>800-14.8</b>	<b>125</b>	<b>273</b>	<b>.458</b>	<b>9</b>	<b>19</b>	<b>.474</b>	<b>39</b>	<b>52</b>	<b>.750</b>	<b>44</b>	<b>91</b>	<b>135-2.5</b>	<b>70-0</b>	<b>84</b>	<b>72</b>	<b>36</b>	<b>44</b>	<b>298-5.5</b>

# Game Notes • Tennessee at Auburn • Jan. 23, 2011

## Exhibition #1: Carson-Newman Nov. 2, 2010 • Knoxville, Tenn. Thompson-Boling Arena (11,071)

VISITORS: Carson-Newman												
#	PLAYER	FG	3FG	FT	RB	F	TP	A	TO	BK	S	
34	MILES	1-1	0-0	0-0	1	4	2	0	1	0	0	
35	DEPEW	4-4	2-2	0-0	2	4	10	0	1	1	0	
04	CLEAR	2-10	1-3	5-8	6	2	10	3	3	0	0	
10	MOORE	5-12	1-4	3-3	1	1	14	0	2	0	0	
24	MENDENHALL	7-15	0-3	2-2	6	2	16	4	3	0	2	
01	HOWARD	0-0	0-0	0-0	1	0	0	0	1	0	0	
03	BATES	0-2	0-0	2-3	2	1	2	0	1	0	0	
11	DYE	1-1	0-0	1-1	1	0	3	0	3	0	0	
13	HUNTER	1-2	0-0	0-0	1	0	2	0	1	0	0	
14	JACKSON	0-4	0-0	0-0	1	3	0	0	0	0	1	
22	BLACKWELL	2-4	1-2	0-0	3	2	5	1	1	0	0	
25	MOODY	0-1	0-0	2-2	0	2	2	0	1	0	1	
	TEAM				3							
	Totals	23-56	5-14	15-19	28	21	66	8	18	1	4	

TOTAL FG% 1st Half: 13-29 44.8% 2nd Half: 10-27 37.0% Game: 41.1%  
3-Pt. FG% 1st Half: 1-7 14.3% 2nd Half: 4-7 57.1% Game: 35.7%  
F Throw % 1st Half: 9-12 75.0% 2nd Half: 6-7 85.7% Game: 78.9%

HOME: Tennessee												
#	PLAYER	FG	3FG	FT	RB	F	TP	A	TO	BK	S	
13	SPANI	9-14	4-6	0-0	6	0	22	3	2	0	2	
15	MANNING	6-11	0-2	3-6	13	4	15	4	3	0	2	
25	JOHNSON	8-12	0-0	10-12	9	1	26	2	4	1	1	
04	WILLIAMS	4-6	1-1	0-1	7	5	9	2	1	1	2	
40	STRICKLEN	5-7	4-5	1-2	2	2	15	1	0	0	0	
01	BASS	0-3	0-2	0-0	2	2	3	1	0	1	0	
10	SIMMONS	4-12	1-5	2-2	1	4	11	5	1	0	1	
20	SMALLBONE	3-6	2-5	2-2	5	1	10	0	0	0	1	
	TEAM				2							
	Totals	39-71	12-26	20-27	45	19	110	20	12	2	10	

TOTAL FG% 1st Half: 22-36 61.1% 2nd Half: 17-35 48.6% Game: 54.9%  
3-Pt. FG% 1st Half: 8-13 61.5% 2nd Half: 4-13 30.8% Game: 46.2%  
F Throw % 1st Half: 11-14 78.6% 2nd Half: 9-13 69.2% Game: 74.1%

Score by Periods	1st	2nd	Total
Carson-Newman	36	30	66
#4/4 Tennessee	63	47	110

Officials: Laura C. Morris, Kelly Johnson, Gina Cross

### EXHIBITION 1: CARSON-NEWMAN

KNOXVILLE -- No. 4 Tennessee began a new women's basketball season on Tuesday night, but a 110-66 exhibition victory over Carson-Newman in Thompson-Boling Arena couldn't silence coach Pat Summitt's usual refrain.

That's defense and rebounding.

The final score certainly wound up in Tennessee's favor, and the Lady Vols never trailed. Tennessee shot 54 percent from the field, including a 61-percent mark from both the field and from 3-point range in the first half.

Exhibition games are all about finding places to improve. And the Lady Vols were without three post players still nursing injuries - Alyssia Brewer, Kelley Cain and Vicki Baugh.

That certainly altered UT's front line, but even without those three (and senior Angie Bjorklund and freshman Lauren Avant) on the court, they still managed to outbreload the Lady Eagles 45-28.

Freshman Meighan Simmons scored 11 points and led the team with five assists in her first game as a Lady Vol.

Four other Lady Vols scored in double figures Tuesday night as well.

Taber Spani hit four of her six 3-point attempts and finished with 22 points, while Shekinna Stricklen was 4-for-5 beyond the 3-point line and had 15 points.

Forward Alicia Manning didn't have much trouble on the boards, grabbing 13 rebounds and scoring 15 points. Sydney Smallbone also reached double figures, scoring 10 points in 21 minutes.

## Exhibition #2: Union (Tenn.) Nov. 7, 2010 • Knoxville, Tenn. Thompson-Boling Arena (11,252)

VISITORS: Union (Tenn.)												
#	PLAYER	FG	3FG	FT	RB	F	TP	A	TO	BK	S	
04	ADAMS	1-2	0-0	0-0	4	3	2	0	2	0	0	
33	CHAN	2-10	0-0	0-0	5	3	4	1	6	4	1	
20	HUDSON	6-14	5-10	0-0	1	2	17	2	4	0	1	
21	BRYANT	2-5	2-5	0-0	3	3	6	1	0	0	1	
53	ROSS	6-11	0-0	4-8	0	1	16	5	4	0	2	
05	McLAUGHLIN	2-5	2-4	0-0	6	1	6	0	1	0	0	
10	PARKER	0-1	0-0	0-0	0	0	0	0	0	0	0	
15	SHARPE	0-0	0-0	0-0	0	1	0	0	0	0	0	
23	GARNER	0-0	0-0	0-0	0	0	0	0	0	0	0	
32	OLUMASI	1-3	0-0	0-0	2	0	2	0	1	1	0	
34	DUOL	0-1	0-0	0-0	0	1	0	0	0	0	0	
	TEAM				2							
	Totals	20-52	9-19	4-8	23	15	53	9	19	5	5	

TOTAL FG% 1st Half: 9-23 39.1% 2nd Half: 11-29 37.9% Game: 38.5%  
3-Pt. FG% 1st Half: 3-6 50.0% 2nd Half: 6-13 46.2% Game: 47.4%  
F Throw % 1st Half: 0-0 0.0% 2nd Half: 4-8 50.0% Game: 50.0%

HOME: Tennessee												
#	PLAYER	FG	3FG	FT	RB	F	TP	A	TO	BK	S	
13	SPANI	4-9	2-6	0-0	4	1	10	2	2	0	3	
15	MANNING	5-7	0-0	3-4	8	0	13	4	1	0	0	
25	JOHNSON	6-10	1-1	7-8	11	2	20	2	3	0	1	
05	BJORKLUND	2-10	1-7	2-2	4	2	7	5	0	1	2	
40	STRICKLEN	4-6	2-4	0-0	3	0	10	3	1	1	1	
01	BASS	0-1	0-1	0-0	0	0	0	0	1	0	0	
10	SIMMONS	4-11	0-3	0-1	5	1	8	2	4	2	1	
12	AVANT	1-1	0-0	1-2	0	2	3	3	0	0	0	
20	SMALLBONE	1-3	1-3	0-0	1	0	3	0	0	0	0	
21	BAUGH	3-5	0-0	0-0	2	0	6	1	1	2	0	
52	CAIN	3-4	0-0	0-0	10	0	6	0	2	5	0	
	TEAM				1							
	Totals	33-67	7-25	13-17	49	8	86	23	14	11	8	

TOTAL FG% 1st Half: 14-32 43.8% 2nd Half: 19-35 54.3% Game: 49.3%  
3-Pt. FG% 1st Half: 4-14 28.6% 2nd Half: 3-11 27.3% Game: 28.0%  
F Throw % 1st Half: 7-8 87.5% 2nd Half: 6-9 66.7% Game: 76.5%

Score by Periods	1st	2nd	Total
Union	21	32	53
#4/4 Tennessee	39	47	86

Officials: Bill Titus, Maj Forsberg, Bill Young

### EXHIBITION 2: UNION (TENN.)

KNOXVILLE -- The University of Tennessee Lady Vol basketball team cruised to an 86-53 exhibition victory over two-time defending NAIA champions Union (Tenn.) on Nov. 7 at Thompson-Boling Arena.

Union hung tough for much of the first half and drew to within 21-18 before the Big Orange closed the half on an 18-3 run to take a 39-21 lead into the locker room. Tennessee was keyed by the play of sophomore Glory Johnson, who led Tennessee with 20 points and 11 rebounds, both game-highs.

After being critical of her team's defensive performance on Tuesday night against Carson-Newman, UT coach Pat Summitt spoke much more glowingly about today's defensive effort, but emphasized that the team still has improvements to make.

Tennessee got a spark from the return of Vicki Baugh. A junior forward, Baugh had not played since suffering a second torn ACL on Feb. 3, 2009. She entered the game to a standing ovation from the 11,252 fans at Thompson-Boling Arena, something she said really meant a lot to her.

Three other Lady Volunteers scored in double figures, led by Alicia Manning's 13 points. Taber Spani and Shekinna Stricklen added 10. UT pulled down 49 boards (20 offensive) to Union's game total of 23 and forced 19 turnovers.

Union head coach Mark Campbell said he was proud of his team's effort.

Kayla Hudson led the Lady Bulldogs with 17 points on 6-of-14 shooting, including 5-of-10 from way downtown.

## Game #1: Louisville Nov. 12, 2010 • Louisville, Ky. KFC Yum! Center (22,124)

VISITORS: Tennessee												
#	PLAYER	FG	3FG	FT	RB	F	TP	A	TO	BK	S	
15	MANNING	1-2	0-0	0-0	2	0	2	3	3	0	2	
25	JOHNSON	1-4	0-0	3-4	7	3	5	0	3	1	3	
40	STRICKLEN	4-10	0-3	6-7	12	3	14	2	2	0	4	
05	BJORKLUND	2-8	2-6	0-0	5	0	6	1	3	0	2	
13	SPANI	0-3	0-2	0-0	1	1	0	0	2	0	0	
04	WILLIAMS	1-3	0-0	0-1	3	1	2	2	4	0	1	
10	SIMMONS	9-20	2-7	2-4	8	2	22	3	5	0	1	
12	AVANT	1-1	0-0	0-0	1	0	2	0	1	0	0	
21	BAUGH	1-2	0-0	0-0	7	4	2	0	2	0	0	
52	CAIN	4-6	0-0	0-0	7	4	8	0	3	2	0	
	TEAM				1							
	Totals	24-59	4-18	11-16	53	18	63	11	29	3	13	

TOTAL FG% 1st Half: 12-32 37.5% 2nd Half: 12-27 44.4% Game: 40.7%  
3-Pt. FG% 1st Half: 1-10 10.0% 2nd Half: 3-8 37.5% Game: 22.2%  
F Throw % 1st Half: 6-9 66.7% 2nd Half: 5-7 71.4% Game: 68.8%

HOME: Louisville												
#	PLAYER	FG	3FG	FT	RB	F	TP	A	TO	BK	S	
31	TAYLOR	0-4	0-0	0-0	1	3	0	0	0	0	0	
33	REID	8-15	0-0	3-4	9	0	19	3	1	1	1	
45	HINES	1-3	0-0	0-1	3	4	2	0	2	0	3	
23	SCHIMMEL	3-11	1-8	2-3	3	0	9	3	8	0	3	
25	GIBBS	1-8	0-4	2-2	4	4	4	0	2	0	0	
03	VAIS	2-8	0-0	0-3	4	4	4	0	2	1	1	
04	SLAUGHTER	0-3	0-3	0-0	1	0	0	0	0	0	1	
05	TAY	1-2	1-1	1-2	1	2	4	1	4	0	1	
11	BURKE	2-5	2-5	2-2	0	1	8	1	2	0	3	
30	STORY	0-0	0-0	0-0	3	0	0	2	1	0	0	
	TEAM				2							
	Totals	18-59	4-21	10-14	29	19	50	10	22	2	13	

TOTAL FG% 1st Half: 9-28 32.1% 2nd Half: 9-31 29.0% Game: 30.5%  
3-Pt. FG% 1st Half: 1-7 14.3% 2nd Half: 3-14 21.4% Game: 19.0%  
F Throw % 1st Half: 7-10 70.0% 2nd Half: 3-4 75.0% Game: 71.4%

Score by Periods	1st	2nd	Total
#4/4 Tennessee	31	32	63
Louisville	26	24	50

Officials: Dee Kanter, Denise Brooks, Bryan Enterline

### GAME 1: LOUISVILLE

LOUISVILLE, Ky. -- Led by freshman guard Meighan Simmons' 22 points off the bench before a record crowd, No. 4 Tennessee beat Louisville 63-50 on Nov. 12 in the first regular-season game at the new KFC Yum! Center.

The game set a Big East women's attendance mark of 22,124. That topped the 19,123 that then-No. 1 Connecticut drew in a visit to Freedom Hall on Jan. 12, 2008.

Shekinna Stricklen scored 14 points for Tennessee, which improved to 34-3 in season openers in Summitt's 37 seasons.

Monique Reid had 19 points for Louisville in a loss that snapped a five-game winning streak in openers for the Cardinals.

It was a sloppy, physical game as both teams struggled to hold onto the ball or find the basket. Louisville led 8-2 before Tennessee took the lead for good at 11-10 on a layup by Johnson.

The Lady Vols wound up with 29 turnovers. Louisville had 22. Simmons got going in her own debut hit a jumper to cap a 10-0 spurt for a 15-10 lead midway through the first half.

Louisville didn't go away, not with that crowd ramping up the energy every time the Cardinals hit a big basket.

Each time the Cardinals scored to trim the lead, Tennessee answered. Reid's fastbreak layup pulled the Cardinals within 32-31 in the opening minutes of the second half, and Cain scored six straight buckets underneath for Tennessee.

Becky Burke hit a 3 that pulled Louisville within 40-36 with 12:40 left. Simmons took over. She got the rebound of her own miss and scored. She then hit back-to-back 3s before Stricklen's layup gave Tennessee its first double-digit lead at 55-44 with 5:11 to go.

# Game Notes • Tennessee at Auburn • Jan. 23, 2011

## Game #2: Chattanooga Nov. 15, 2010 • Knoxville, Tenn. Thompson-Boling Arena (10,808)

		VISITORS: Chattanooga									
#	PLAYER	FG	3FG	FT	RB	F	TP	A	TO	BK	S
25	HOOD	8-12	0-0	6-7	8	2	22	1	2	0	0
03	CHRISTOPHER	0-4	0-4	0-0	1	2	0	1	2	0	0
05	TOWNSEND	3-8	2-5	1-3	0	0	9	0	5	0	1
22	LAMBERT	1-2	0-0	0-1	4	4	2	2	3	0	0
30	DEWART	1-2	1-1	0-0	2	2	3	2	3	0	0
12	DOWNES	0-4	0-3	0-0	1	0	0	0	1	0	1
13	HARRIS	0-0	0-0	0-0	0	0	0	0	0	0	0
21	BLACK	1-5	0-1	0-0	5	1	2	0	2	0	0
24	BRAMBLETT	0-8	0-1	2-5	6	4	2	1	2	0	1
32	SMITH	1-4	1-4	0-0	2	0	3	0	1	0	0
34	THURLEY	0-0	0-0	0-0	0	0	0	0	0	0	0
35	TUCKER	0-2	0-1	0-0	1	2	0	0	0	0	0
TEAM											
Totals		15-51	4-20	9-16	31	17	43	7	22	0	3

TOTAL FG% 1st Half: 5-23 21.7% 2nd Half: 10-28 35.7% Game: 29.4%  
 3-Pt. FG% 1st Half: 1-7 14.3% 2nd Half: 3-13 23.1% Game: 20.0%  
 F Throw % 1st Half: 5-7 71.4% 2nd Half: 4-9 44.4% Game: 56.3%

		HOME: Tennessee									
#	PLAYER	FG	3FG	FT	RB	F	TP	A	TO	BK	S
25	JOHNSON	5-7	0-0	0-0	8	2	10	1	2	0	4
52	CAIN	3-7	0-0	1-3	4	2	7	4	2	2	2
05	BJORKLUND	7-13	6-12	0-0	6	0	20	4	0	2	0
10	SIMMONS	10-16	5-8	1-3	2	2	26	4	1	0	3
40	STRICKLEN	1-5	0-2	0-1	3	3	2	2	1	1	0
01	BASS	1-2	1-1	2-2	3	4	5	2	0	0	0
04	WILLIAMS	6-6	0-0	0-0	8	2	12	2	1	1	0
13	SPANI	5-13	3-9	1-3	3	0	14	3	1	0	1
15	MANNING	2-4	0-1	0-0	10	3	4	2	0	0	1
20	SMALLBONE	1-4	0-2	1-2	0	0	3	1	0	0	1
TEAM											
Totals		41-77	15-35	6-14	49	18	103	25	8	6	12

TOTAL FG% 1st Half: 20-34 58.8% 2nd Half: 21-43 48.8% Game: 53.2%  
 3-Pt. FG% 1st Half: 11-18 61.1% 2nd Half: 4-17 23.5% Game: 42.9%  
 F Throw % 1st Half: 0-0 0.0% 2nd Half: 6-14 42.9% Game: 42.9%

Score by Periods	1st	2nd	Total
Chattanooga	16	27	43
#4/4 Tennessee	51	52	103

Officials: Tina Napier, Beverly Roberts, Erica Bradley

### GAME 2: CHATTANOOGA

**KNOXVILLE** -- Tennessee assistant coach Mickie DeMoss wrote on the board before the fourth-ranked Lady Vols took the court against Chattanooga, "If you're open, do not hesitate." Not a problem, coach.

Meighan Simmons led four players in double-digit scoring with 26 points as Tennessee hit a school-record 15 3-pointers in a 103-43 romp over Chattanooga on Monday night.

The freshman, who was rewarded for her 22-point performance in her first game as a Lady Vol with a starting role against Chattanooga, got things rolling with a 3-pointer 9 seconds into the game. The Lady Vols (2-0) never let up as they hit four more 3s during their opening 19-0 run.

Smothered by Tennessee's pressing defense, Chattanooga (0-2) didn't score until 14:22 in the first, when Alex Black fought for a jump shot to make it 19-2. Simmons immediately answered with yet another 3-point shot, and the Lady Mocs went through another 4-minute scoring drought.

Tennessee baited the Lady Mocs by going inside to its tall posts and then shooting the ball outside to whichever sharpshooter was wide open. The Lady Vols grabbed a 36-point lead off a Sydney Smallbone jumper with less than a minute to go before the break, but a free throw by Chattanooga's Tenisha Townsend cut it to 51-16.

By then the Lady Vols had shot 58.8 percent from the field, made 11 of 18 from behind the arc and had three players in double-digit scoring. Angie Bjorklund finished with 20 points, Taber Spani had 14 and Kamiko Williams added 12.

## Game #3: Virginia Nov. 18, 2010 • Knoxville, Tenn. Thompson-Boling Arena (10,934)

		VISITORS: Virginia									
#	PLAYER	FG	3FG	FT	RB	F	TP	A	TO	BK	S
50	SHINE	2-6	0-0	0-0	4	3	4	2	5	0	3
04	EGWU	1-2	0-0	0-0	1	4	2	1	1	0	0
02	EDWARDS	3-6	2-3	0-0	1	1	8	1	3	2	1
03	KELLUM	6-11	1-2	5-7	7	5	18	2	2	0	2
15	MOORER	7-18	2-4	8-11	4	5	24	6	5	0	2
10	WOLFE	0-1	0-0	0-0	0	1	0	0	1	0	0
14	GERSON	0-2	0-0	2-2	3	2	2	0	2	1	0
23	FRANKLIN	1-4	1-3	2-2	1	3	5	1	0	0	0
30	McCALL	5-5	0-0	0-1	8	4	10	1	3	1	3
TEAM											
Totals		25-55	6-12	17-23	34	28	73	14	22	4	11

TOTAL FG% 1st Half: 15-31 48.4% 2nd Half: 10-24 41.7% Game: 45.5%  
 3-Pt. FG% 1st Half: 3-8 37.5% 2nd Half: 3-4 75.0% Game: 50.0%  
 F Throw % 1st Half: 6-9 66.7% 2nd Half: 11-14 78.6% Game: 73.9%

		HOME: Tennessee									
#	PLAYER	FG	3FG	FT	RB	F	TP	A	TO	BK	S
25	JOHNSON	0-3	0-0	2-4	5	5	2	1	2	1	1
52	CAIN, Kelley	4-6	0-0	0-2	7	3	8	3	3	2	4
05	BJORKLUND	8-15	6-10	4-4	5	0	26	4	1	0	1
10	SIMMONS	5-12	0-3	2-4	4	3	12	2	2	0	1
40	STRICKLEN	6-9	2-3	1-3	1	2	15	4	3	1	0
01	BASS, Briana	0-0	0-0	0-0	0	0	0	0	0	0	0
04	WILLIAMS	1-4	0-0	6-6	2	8	1	4	0	0	1
13	SPANI	4-8	2-3	4-5	4	3	14	1	2	0	0
15	MANNING	0-1	0-0	0-0	5	1	0	1	1	0	0
TEAM											
Totals		28-58	10-19	19-28	35	19	85	17	18	4	8

TOTAL FG% 1st Half: 17-32 53.1% 2nd Half: 11-26 42.3% Game: 48.3%  
 3-Pt. FG% 1st Half: 6-12 50.0% 2nd Half: 4-7 57.1% Game: 52.6%  
 F Throw % 1st Half: 1-5 20.0% 2nd Half: 18-23 78.3% Game: 67.9%

Score by Periods	1st	2nd	Total
Chattanooga	39	34	73
#4/4 Tennessee	41	44	85

Officials: Dee Kanther, Lawson Newton, Eric Brewton

### GAME 3: VIRGINIA

**KNOXVILLE** -- The Tennessee Lady Volunteers overcame sluggish defensive play with accurate shooting against a speedy Virginia team to capture an 85-73 win at Thompson-Boling Arena on Nov. 18.

Strong shooting overcame the defensive woes as the Lady Vols shot 53.1 percent against the Cavaliers in the first half. Bjorklund, who scored 24 points in a win at Virginia a season ago, made six 3-pointers and scored 26 points while playing all 40 minutes.

Shekinna Stricklen added 15 points for Tennessee, and Meighan Simmons had 12.

Ariana Moorer led Virginia with 24 points, Paulisha Kellum added 18 and Tella McCall had 10 points and eight rebounds.

Virginia got off to a quick start, hitting its first eight shots and used a 9-0 run to take a 17-9 lead with 15:45 in the first half.

Tennessee switched between their typical man-to-man defense and a zone to slow the Cavaliers down and rally back. A 3-point basket by Stricklen tied the game at 32 with 6:42 in the first half, and the Lady Vols held a 41-39 lead at halftime.

Bjorklund opened the second half with a 3-pointer, launching an 8-0 run that gave Tennessee a 49-39 lead with 15:36 left. Virginia didn't score until a pair of free throws by Ataira Franklin with 14:39 to go.

The shooting effort remained cool as the Cavaliers hit only 41.7 percent of their second-half shots. The Lady Vols pushed the margin to as many as 18 points -- enough to sustain a late run by Virginia.

## Game #4: Arizona State Nov. 21, 2010 • Knoxville, Tenn. Thompson-Boling Arena (12,229)

		VISITORS: Arizona State									
#	PLAYER	FG	3FG	FT	RB	F	TP	A	TO	BK	S
32	TOBIN	3-7	0-0	2-4	6	3	8	2	2	0	0
11	BENNETT	2-5	0-1	0-0	1	3	4	2	1	2	1
01	SIMON	5-16	1-5	2-2	1	3	13	5	2	0	1
25	BRANDON	1-3	0-0	0-0	3	5	2	0	3	0	1
35	WATSON	2-5	0-0	4-5	4	2	8	1	2	0	2
03	BURKE	2-2	0-0	1-2	4	1	5	0	0	0	0
05	MANN	1-5	1-1	2-2	1	0	5	0	2	0	0
12	EARL	0-1	0-1	0-0	0	3	0	1	1	0	1
14	THOMAS	1-2	0-0	2-2	2	2	4	0	4	0	0
22	FULCHER	4-5	0-0	0-2	4	5	8	0	0	0	0
23	PATTERSON	1-4	1-3	4-4	4	1	7	1	0	0	0
TEAM											
Totals		22-55	3-11	17-23	36	28	64	12	17	2	6

TOTAL FG% 1st Half: 8-28 28.6% 2nd Half: 14-27 51.9% Game: 40.0%  
 3-Pt. FG% 1st Half: 1-5 20.0% 2nd Half: 2-6 33.3% Game: 27.3%  
 F Throw % 1st Half: 1-4 25.0% 2nd Half: 16-19 84.2% Game: 73.9%

		HOME: Tennessee									
#	PLAYER	FG	3FG	FT	RB	F	TP	A	TO	BK	S
25	JOHNSON	5-12	0-0	4-9	15	4	14	0	1	1	2
52	CAIN	2-4	0-0	2-4	6	0	6	0	0	2	0
05	BJORKLUND	2-7	0-4	0-0	1	4	4	2	1	0	1
10	SIMMONS	4-10	0-2	2-4	1	5	10	0	3	1	0
40	STRICKLEN	5-9	2-3	6-8	5	2	18	1	2	0	2
01	BASS	0-0	0-0	0-0	0	1	0	0	1	0	0
04	WILLIAMS	6-13	0-1	0-0	5	0	12	2	2	0	2
13	SPANI	5-7	1-2	1-2	4	3	12	2	2	0	1
15	MANNING	2-6	0-1	0-1	6	2	4	0	0	0	0
20	SMALLBONE	0-0	0-0	0-0	0	0	0	0	0	0	0
TEAM											
Totals		31-68	3-13	15-28	45	21	80	7	12	4	8

TOTAL FG% 1st Half: 12-35 34.3% 2nd Half: 19-33 57.6% Game: 45.6%  
 3-Pt. FG% 1st Half: 2-9 22.2% 2nd Half: 1-4 25.0% Game: 23.1%  
 F Throw % 1st Half: 7-11 63.6% 2nd Half: 8-17 47.1% Game: 53.6%

Score by Periods	1st	2nd	Total
Arizona State	18	46	64
#4/4 Tennessee	33	47	80

Officials: Jesse Dickerson, Mary Day, Maj Forsberg

### GAME 4: ARIZONA STATE

**KNOXVILLE** -- Junior Glory Johnson grabbed 15 rebounds and scored 14 points inside as the Lady Volunteers beat Arizona State 80-64 on Nov. 21.

Both Tennessee and Arizona State used smothering defense in the first half, but the Sun Devils' shooting efforts fell apart halfway through under pressure by the Lady Vols.

The Sun Devils wouldn't score again in the half after taking an 18-17 lead on a jumper by Adrienne Thomas with 8:38 to go. The Lady Vols used a 16-0 run during that time to grab a 33-18 lead heading into halftime.

Tennessee (4-0) took advantage of 11 first-half turnovers by Arizona State, turning them into 12 points.

Instead of relying on Angie Bjorklund, their senior shooting guard, the Lady Vols spread the ball around. Shekinna Stricklen led the team with 18 points, Kamiko Williams and Taber Spani each added 12 and Meighan Simmons had 10.

The Sun Devils (2-1) have relied on their own defense and rebounding to carry them this season. They limited their first two opponents to 33 percent shooting from the field while forcing a combined 46 turnovers and outrebounding their opponents an average 53-30.5.

Instead, it was Lady Vols who won the rebounding battle, 45-36, as they hit 45.6 percent of their shots from the field.

Arizona State shot 51.9 percent in the second half, but it wasn't enough to overcome their 28.6 percent first-half shooting, and the Lady Vols' lead never dropped below 13 points after halftime.

# Game Notes • Tennessee at Auburn • Jan. 23, 2011

## Game #5: Missouri

Nov. 25, 2010 • St. Thomas, USVI  
U. of the Virgin Islands' Sports & Fitness Center (1,038)

### VISITORS: Missouri

#	PLAYER	FG	3FG	FT	RB	F	TP	A	TO	BK	S
44	JONES	2-4	0-1	2-2	1	5	6	0	2	0	0
50	FLORES	2-5	0-1	0-0	2	3	4	1	4	1	0
01	MILLS	0-3	0-2	0-0	4	0	0	2	1	0	0
10	OTOTE	0-2	0-2	0-0	2	3	0	0	2	0	0
23	BROWN	6-12	2-4	4-7	10	0	18	3	4	0	0
02	GEE	0-4	0-3	0-0	1	1	0	1	3	0	1
05	SPLETZ	0-1	0-0	0-1	4	3	0	0	1	0	0
12	NIEMANN	0-0	0-0	2-2	1	0	2	0	1	0	0
21	CRAFTON	1-3	0-0	3-4	4	2	5	1	5	0	1
22	BROCK	2-5	0-0	0-0	4	1	4	0	0	0	0
24	FLYNN	2-3	0-0	1-1	0	0	5	0	1	0	0
25	THORNTON	0-2	0-1	0-0	0	1	0	0	1	0	0
TEAM		0									
Totals		15-44	2-14	12-17	33	19	44	8	25	1	2

TOTAL FG% 1st Half: 10-21 47.6% 2nd Half: 5-23 21.7% Game: 34.1%  
3-Pt. FG% 1st Half: 1-7 14.3% 2nd Half: 1-7 14.3% Game: 14.3%  
F Throw % 1st Half: 3-5 60.0% 2nd Half: 9-12 75.0% Game: 70.6%

### HOME: Tennessee

#	PLAYER	FG	3FG	FT	RB	F	TP	A	TO	BK	S
25	JOHNSON	2-4	0-0	3-9	9	2	7	0	1	1	1
52	CAIN	4-7	0-0	0-0	3	2	8	0	0	0	1
05	BJORKLUND	2-6	1-3	0-0	4	2	5	3	2	0	2
10	SIMMONS	5-8	1-2	3-4	2	3	14	3	2	0	1
40	STRICKLEN	4-8	1-2	0-0	6	1	9	1	0	0	0
01	BASS	1-2	1-2	2-2	0	0	5	1	0	0	1
04	WILLIAMS	4-6	1-1	1-2	1	2	10	3	1	1	0
13	SPANI	4-11	1-4	1-2	6	3	10	2	1	0	1
15	MANNING	5-9	0-0	1-4	5	0	11	4	2	0	5
20	SMALLBONE	1-2	1-2	0-0	0	2	3	0	0	0	1
TEAM		0									
Totals		32-63	7-16	11-23	36	17	82	17	9	2	13

TOTAL FG% 1st Half: 18-38 47.4% 2nd Half: 14-25 56.0% Game: 50.8%  
3-Pt. FG% 1st Half: 3-6 50.0% 2nd Half: 4-10 40.0% Game: 43.8%  
F Throw % 1st Half: 4-8 50.0% 2nd Half: 7-15 46.7% Game: 47.8%

Score by Periods	1st	2nd	Total
Missouri	24	20	44
#4/4 Tennessee	43	39	82

Officials: Dee Kantner, Bonita Spence, Reid Brockett

## GAME 5: MISSOURI

ST. THOMAS, USVI -- The fourth-ranked University of Tennessee Lady Vol basketball team jumped out to an 11-2 lead in the first five minutes, 15 seconds of the opening stanza and never looked back, racing to an 82-44 victory over Missouri in its first game of the "Reef Division" at the 2010 Paradise Jam tournament at the University of the Virgin Islands' Sports and Fitness Center.

The Lady Vols improve to 5-0 on the season, while the Tigers drop to 1-2.

All 10 Lady Vols that played made a basket, and Meighan Simmons was UT's leading scorer with 14 points.

The 5-9 freshman from Cibola, Texas, has now started her career off by reaching double figures in her first five collegiate games.

Raeshara Brown, of Missouri, led all scorers with 18 points, but the rest of the Tigers couldn't muster anything offensively.

UT used stifling defense throughout the game to hamper Missouri's attack throughout the game.

The Tigers missed six of their first seven shot attempts, and committed 15 turnovers to just four for the Lady Vols in the first half.

After racing out to an 11-2 lead behind three buckets by 6-6 junior center Kelley Cain, the Lady Vols allowed six straight Tigers' points.

Tennessee answered by going on a 17-3 run to take a commanding 28-11 lead. The Lady Vols scored 10 straight points to open the second half, taking a 53-24 lead at the 17:19 mark.

Tennessee finished the game shooting 50.8 percent, while holding the Tigers to 34.1 percent from the field.

## Game #6: Georgia Tech

Nov. 26, 2010 • St. Thomas, USVI  
U. of the Virgin Islands' Sports & Fitness Center (838)

### VISITORS: Tennessee

#	PLAYER	FG	3FG	FT	RB	F	TP	A	TO	BK	S
25	JOHNSON	5-7	0-0	5-6	18	2	15	3	2	0	0
52	CAIN	3-3	0-0	0-1	1	2	6	0	1	1	0
05	BJORKLUND	2-9	1-6	2-2	1	0	7	4	1	0	2
10	SIMMONS	4-10	2-7	4-6	0	2	14	0	0	0	0
40	STRICKLEN	3-8	1-2	2-2	5	2	9	1	2	2	2
01	BASS	0-0	0-0	0-0	1	0	0	0	2	0	1
04	WILLIAMS	2-6	1-2	1-2	2	2	6	1	5	2	1
13	SPANI	3-7	0-0	2-2	1	1	8	0	0	1	1
15	MANNING	0-1	0-0	1-2	3	0	1	2	0	0	2
20	SMALLBONE	0-0	0-0	0-0	0	0	0	0	1	0	0
21	BAUGH	0-1	0-0	0-0	2	1	0	0	1	0	1
TEAM		2									
Totals		22-52	5-17	17-23	36	12	66	12	14	6	10

TOTAL FG% 1st Half: 14-27 51.9% 2nd Half: 8-25 32.0% Game: 42.3%  
3-Pt. FG% 1st Half: 4-9 44.4% 2nd Half: 1-8 12.5% Game: 29.4%  
F Throw % 1st Half: 14-19 73.7% 2nd Half: 3-4 75.0% Game: 73.9%

### HOME: Georgia Tech

#	PLAYER	FG	3FG	FT	RB	F	TP	A	TO	BK	S
22	MONTGOMERY	3-10	3-6	0-0	6	5	9	2	5	0	1
23	FOSTER	4-10	0-1	0-3	6	3	8	0	3	0	1
45	GOODLET	2-5	0-0	0-0	3	1	4	0	3	0	0
05	WALTHOUR	2-7	1-4	1-2	7	3	6	4	4	0	0
15	MARSHALL	2-4	0-0	0-0	3	0	4	0	1	0	0
01	MAYE	0-0	0-0	0-0	0	0	0	0	1	0	0
02	BENNETT	0-2	0-1	0-0	1	0	0	0	1	0	2
03	TAYLOR	0-1	0-0	0-0	1	0	0	0	1	0	1
11	NGOIE-HASAHYA	2-2	0-0	1-1	1	0	5	0	0	0	0
12	FOGDEMARMARK	0-4	0-4	0-0	1	1	0	1	0	0	1
14	ADAMS	1-3	0-0	0-0	2	2	2	0	0	0	0
32	REGINS	1-3	0-0	2-4	3	4	4	1	4	0	1
44	BLAIN	0-0	0-0	0-0	0	1	0	0	1	0	0
TEAM		3									
Totals		17-51	4-16	4-10	37	20	42	8	24	0	7

TOTAL FG% 1st Half: 7-23 30.4% 2nd Half: 10-28 35.7% Game: 33.3%  
3-Pt. FG% 1st Half: 1-9 11.1% 2nd Half: 3-7 42.9% Game: 25.0%  
F Throw % 1st Half: 2-2 100% 2nd Half: 2-8 25.0% Game: 40.0%

Score by Periods	1st	2nd	Total
#4/4 Tennessee	46	20	66
Georgia Tech	17	25	42

Officials: Dee Kanter, Fatou Cissoko, Bonita Spence

## GAME 6: Georgia Tech

ST. THOMAS, USVI -- Just before the start of the second half on Friday night, the power went off and it took several minutes for the lights to come back on at the University of the Virgin Islands' Sports and Fitness Center. With 11:28 remaining in the contest, they went out again. And again two more times in the second half.

The fourth-ranked Tennessee Lady Volunteer basketball team had already said good night to the Georgia Tech Yellow Jackets long before the first blackout, however, racing out to a 46-17 halftime lead en route to a 66-42 victory in the "Reef Division" of the Paradise Jam tournament in a game that gave new meaning to "Black Friday."

An island-wide power outage caused delays of 13:32, 11:30, 10:45 and 7:45 for a 43:15 total delay.

Relying heavily on its zone defense, Tennessee (6-0) held the Yellow Jackets (3-4) to just one field goal over a 13-minute, 28-second span of the first half and rattled off a 27-2 spurt before the halftime buzzer.

No Yellow Jacket reached double figures in scoring and junior forward Glory Johnson grabbed a career-best 18 boards and scored a game-high 15 points.

Tennessee led 12-11 before junior point guard Shekinna Stricklen blocked a Tyuanna Marshall layup, grabbed the rebound, pushed the ball past half court and pulled up for a three-pointer to spark the 27-2 run.

Freshman Meighan Simmons continued her stellar start, scoring 14 points.

## Game #7: Georgetown

Nov. 27, 2010 • St. Thomas, USVI  
U. of the Virgin Islands' Sports & Fitness Center (1,135)

### VISITORS: Georgetown

#	PLAYER	FG	3FG	FT	RB	F	TP	A	TO	BK	S
05	CRAWFORD	2-3	0-0	2-3	1	4	6	0	0	0	1
13	WILSON	0-3	0-0	0-0	1	2	0	0	0	0	1
03	WRIGHT	1-4	1-1	4-4	3	3	7	11	5	0	0
14	RODGERS	10-18	5-7	3-6	4	2	28	1	3	0	3
20	MCDUTT	4-13	4-8	1-2	4	1	13	1	3	0	3
02	MAGEE	1-3	0-0	2-2	3	2	4	0	1	1	3
11	WHITE	0-0	0-0	0-0	2	0	0	0	0	0	0
12	MCBRIDE	2-3	0-0	0-0	1	1	4	0	2	0	0
15	WILLIAMS	1-3	0-0	0-0	0	1	2	2	1	0	0
23	POWELL	0-0	0-0	0-0	1	1	0	0	0	0	1
24	REESE	0-2	0-0	0-0	1	1	0	0	0	0	0
34	ROCHE	2-5	0-2	1-2	3	1	5	0	1	1	3
42	MOORE	0-0	0-0	0-0	0	2	0	0	1	0	0
TEAM		3									
TOTALS		23-57	10-18	13-19	27	21	69	15	17	2	15

TOTAL FG% 1st Half: 11-33 33.3% 2nd Half: 12-24 50.0% Game: 40.4%  
3-Pt. FG% 1st Half: 7-14 50.0% 2nd Half: 3-4 75.0% Game: 55.6%  
F THROW % 1st Half: 0-0 0.0% 2nd Half: 13-19 68.4% Game: 68.4%

### HOME: Tennessee

#	PLAYER	FG	3FG	FT	RB	F	TP	A	TO	BK	S
25	JOHNSON	4-7	0-0	5-9	12	4	13	2	7	0	1
40	STRICKLEN	4-9	0-2	1-2	5	4	9	2	7	0	2
52	CAIN	3-4	0-0	0-0	6	3	6	0	1	0	0
05	BJORKLUND	2-8	2-7	0-2	4	4	6	1	2	0	2
10	SIMMONS	4-12	1-7	2-4	5	2	11	4	6	1	2
04	WILLIAMS	3-5	0-1	1-1	2	3	7	0	1	0	0
13	SPANI	0-3	0-0	0-0	4	1	0	1	4	1	0
15	MANNING	0-1	0-0	0-0	0	0	0	0	1	1	0
21	BAUGH	2-6	0-1	2-4	4	0	6	0	0	1	0
TEAM		3									
TOTALS		22-55	3-18	11-22	45	21	58	11	29	3	7

TOTAL FG% 1st Half: 10-25 40.0% 2nd Half: 12-30 40.0% Game: 40.0%  
3-Pt. FG% 1st Half: 0-6 0.0% 2nd Half: 3-12 25.0% Game: 16.7%  
F THROW % 1st Half: 2-7 28.6% 2nd Half: 9-15 60.0% Game: 50.0%

Score by Periods	1st	2nd	Total
#12/13 Georgetown	29	40	69
#4/4 Tennessee	22	36	58

Officials: Denise Brooks, Tim Bryant, Reid Brockett

## GAME 7: No. 12/13 Georgetown

ST. THOMAS, USVI -- The fourth-ranked Tennessee Lady Vol basketball team got a taste of its own medicine on Saturday night at the University of the Virgin Islands Sports and Fitness Center in the final game of the "Reef Division" at the 2010 Paradise Jam.

No. 12/13-ranked Georgetown forced the Lady Vols to commit 29 turnovers, resulting in 31 points en route to a 69-58 victory.

Heading into this matchup, Tennessee had committed just 25 turnovers in two games on the island and forced the opposition (Missouri and Georgia Tech) into committing 49 turnovers that resulted in 60 points.

Georgetown captured the "Reef Division" title behind the play of guard Sugar Rodgers, who scored 28 points against the Lady Vols and was named MVP.

Joining her on the all-tournament team were RaeShara Brown, of Missouri, Alex Montgomery, of Georgia Tech, Monica McNutt, of Georgetown, and Tennessee's Glory Johnson and Meighan Simmons.

Johnson had her second consecutive double-double with 13 points and 12 boards, while Simmons scored 11 points.

Georgetown came into the game shooting just 27-percent from three, but hit three treys in the first two minutes, 15 seconds of the game and raced out to a 29-22 lead at halftime.

Georgetown stretched the lead to as much as 17 points, 59-42 in the second half when point guard Rubylee Wright found Alexa Roche for a layup on a backdoor play with 7:14 left in the game.

The Lady Vols fought back to within nine, 65-56, with 59 seconds left in the game on a layup by Johnson, but the Hoyas, who never trailed, held on for the victory.

**Game #8: Lamar**  
Dec. 1, 2010 • Knoxville, Tenn.  
Thompson-Boling Arena (10,692)

VISITORS: Lamar													
#	PLAYER	FG	3FG	FT	RB	F	TP	A	TO	BK	S		
05	LOYD	3-10	0-0	1-3	0	4	7	4	3	0	2		
23	WHITTAKER	4-11	1-2	0-0	7	2	9	0	6	0	0		
11	PLUMLEY	2-10	1-8	0-0	2	1	5	3	9	0	5		
24	GREEN	5-12	2-5	3-3	4	2	15	0	1	0	1		
44	HENDERSON	3-7	0-3	2-2	4	0	8	1	2	0	1		
01	AYERS	0-0	0-0	0-0	0	0	0	0	0	0	0		
03	BROCKETT	0-1	0-0	0-0	1	0	0	0	0	0	0		
12	MOCK	0-2	0-1	1-2	1	0	1	1	0	0	0		
15	HICKS	0-2	0-0	0-0	0	1	0	0	0	0	0		
21	MEENGs	1-1	0-0	0-0	0	2	0	0	0	0	2		
22	BELLATIN	0-0	0-0	0-0	0	0	0	0	0	0	0		
25	SMITH	0-4	0-0	5-6	7	2	5	1	3	1	1		
30	HAYS	1-2	1-2	0-0	2	0	3	0	2	0	0		
40	HEITHOFF	0-0	0-0	0-0	4	0	0	0	3	0	0		
43	DUNK	0-0	0-0	0-0	0	0	0	0	0	0	0		
TEAM													
Totals		19-62	5-21	12-16	40	13	55	10	29	1	12		

TOTAL FG% 1st Half: 10-33 30.3% 2nd Half: 9-29 31.0% Game: 30.6%  
3-Pt. FG% 1st Half: 3-12 25.0% 2nd Half: 2-9 22.2% Game: 23.8%  
F Throw % 1st Half: 4-6 66.7% 2nd Half: 8-10 80.0% Game: 75.0%

HOME: Tennessee													
#	PLAYER	FG	3FG	FT	RB	F	TP	A	TO	BK	S		
13	SPANI	3-8	0-0	0-0	6	2	6	1	4	0	0		
25	JOHNSON	4-8	0-0	0-1	12	1	8	1	1	2	2		
04	WILLIAMS	5-7	2-3	1-1	0	0	13	2	1	2	3		
10	SIMMONS	10-18	8-15	0-0	2	3	28	5	3	1	2		
40	STRICKLEN	7-11	0-2	0-0	12	1	14	4	3	2	1		
01	BASS	1-5	1-4	0-0	1	2	3	3	1	0	0		
05	BJORKLUND	5-16	3-9	2-2	5	3	15	5	2	1	2		
15	MANNING	2-6	0-0	1-2	8	3	5	2	1	0	3		
20	SMALLBONE	1-4	1-3	0-0	4	1	3	2	1	0	1		
21	BAUGH	1-3	0-0	2-2	3	1	4	1	2	1	0		
TEAM													
Totals		39-86	15-36	6-8	54	17	99	26	19	9	14		

TOTAL FG% 1st Half: 19-38 50.0% 2nd Half: 20-48 41.7% Game: 45.3%  
3-Pt. FG% 1st Half: 7-13 53.8% 2nd Half: 8-23 34.8% Game: 41.7%  
F Throw % 1st Half: 4-4 100% 2nd Half: 2-4 50.0% Game: 75.0%

Score by Periods	1st	2nd	Total
Lamar	27	28	55
#9/8 Tennessee	49	50	99

Officials: Laura Morris, Mike Riggs, Eric Koch

**GAME 8: LAMAR**

**KNOXVILLE** -- Meighan Simmons opened the game with consecutive 3-pointers. When the final buzzer sounded, the freshman had broken Tennessee's single-game record for 3s, most recently set by teammate Angie Bjorklund.

Simmons, making her first career start at point guard, scored 28 points and sank her eighth and final 3 with 2:03 left as the Lady Volunteers (No. 8 ESPN/USA Today, No. 9 AP) beat Lamar 99-55 on Dec. 1. She surpassed the previous record of seven, most recently set by Bjorklund against Arkansas on Jan. 24, 2008.

Tennessee (7-1) jumped out to a 12-0 lead. Lamar, a team that returned three starters from last year's squad that reached the NCAA tournament, missed its first nine shots before Monique Whittaker hit a layup with 15:12 left in the half.

Lamar had problems hanging onto the ball, committing 29 turnovers that led to 33 points for Tennessee, which also got 26 second-chance points by outrebounding the Lady Cardinals 54-40.

The Lady Vols' early points came mostly from the perimeter and mostly from Simmons, who had 17 points by halftime on 6-of-10 shooting and five 3s. The Lady Cardinals (5-2) couldn't keep up, and Tennessee took a 49-27 lead into halftime.

After the break, Simmons cooled off a bit, giving her teammates a chance to light up the scoreboard. Shekinna Stricklen fought her way into the paint, scoring 14 points and grabbing 12 rebounds. Kamiko Williams had 13 points, and Glory Johnson had 12 rebounds.

Tennessee pulled away in the second half and led by as many as 45 with 2:10 left as Lamar shot 30.6 percent. Ang Green led the Lady Cardinals with 15 points.

**Game #9: Old Dominion**  
Dec. 5, 2010 • Norfolk, Va.  
Ted Constant Center (7,774)

VISITORS: Tennessee													
#	PLAYER	FG	3FG	FT	RB	F	TP	A	TO	BK	S		
15	MANNING	3-4	0-1	3-5	2	1	9	2	1	0	3		
40	STRICKLEN	5-9	0-0	1-2	5	3	11	3	1	0	2		
25	JOHNSON	2-4	0-0	3-6	6	3	7	1	4	0	0		
05	BJORKLUND	2-6	2-5	2-2	1	3	8	0	1	0	0		
10	SIMMONS	5-13	1-5	3-4	2	1	14	4	2	0	2		
01	BASS	0-0	0-0	0-0	0	0	0	0	0	0	1		
04	WILLIAMS	4-5	0-0	2-2	3	0	10	0	2	0	3		
13	SPANI	1-5	0-0	2-2	5	1	4	0	2	0	1		
20	SMALLBONE	1-3	1-2	0-0	0	0	3	1	0	0	1		
21	BAUGH	0-2	0-0	0-0	6	0	0	0	3	0	0		
52	CAIN	3-5	0-0	2-2	2	0	8	0	2	3	0		
TEAM													
Totals		26-56	4-13	18-25	39	12	74	11	18	3	13		

TOTAL FG% 1st Half: 16-32 50.0% 2nd Half: 10-24 41.7% Game: 46.4%  
3-Pt. FG% 1st Half: 1-5 20.0% 2nd Half: 3-8 37.5% Game: 30.8%  
F Throw % 1st Half: 7-11 63.6% 2nd Half: 11-14 78.6% Game: 72.0%

HOME: Old Dominion													
#	PLAYER	FG	3FG	FT	RB	F	TP	A	TO	BK	S		
14	Cook	3-11	1-6	0-0	2	4	7	0	2	0	1		
35	Green	2-10	0-1	2-4	7	2	6	0	2	0	1		
44	Lewis	3-4	0-0	0-0	10	3	6	1	2	1	1		
02	Parker	5-16	2-9	4-4	3	4	16	3	10	0	2		
11	Byrd	1-4	1-4	0-0	2	0	3	1	3	0	2		
04	Allison	0-2	0-0	0-0	0	0	0	0	0	0	0		
23	Guilford	2-5	0-1	0-0	3	3	4	0	2	1	0		
25	Campbell	0-0	0-0	0-0	0	0	0	0	0	0	0		
53	Richards	1-3	0-0	0-0	2	3	2	1	1	0	0		
TEAM													
Totals		17-55	4-21	6-8	33	19	44	6	22	2	7		

TOTAL FG% 1st Half: 8-25 32.0% 2nd Half: 9-30 30.0% Game: 30.9%  
3-Pt. FG% 1st Half: 2-9 22.2% 2nd Half: 2-12 16.7% Game: 19.0%  
F Throw % 1st Half: 4-6 66.7% 2nd Half: 2-2 100% Game: 75.0%

Score by Periods	1st	2nd	Total
#9/8 Tennessee	40	34	74
Old Dominion	22	22	44

Officials: Bryan Brunette, Taiqua Steward, Mary Day

**GAME 9: OLD DOMINION**

**NORFOLK, Va.** -- Meighan Simmons tied Candace Parker by reaching double figures in her first nine collegiate games and the No. 9/8 Tennessee Lady Volunteer basketball team used a debilitating full-court pressure to rout Old Dominion, 74-44, on Dec. 5 in front a record crowd of 7,774 at the Ted Constant Center.

The Lady Vols (8-1) made 13 steals, forced 22 turnovers and scored 20 points off of the Lady Monarchs' (3-3) giveaways.

Junior forward Alicia Manning and sophomore guard Kamiko Williams led the stellar defensive effort by recording three steals apiece, as ODU shot just 30.9 percent from the field.

While Manning and Williams reeked havoc on the defensive end, Simmons continued her fantastic offensive play this season.

The Cibola, Texas, native made a fade-away jumper with her body angled behind the hoop before barely beating the halftime buzzer with a running bank shot to give her 11 at the intermission. She finished with 14 and is one game away from tying Glory Johnson, who started her career with 10 double-figure scoring games. Chamique Holdscaw (14 games) is the only other Lady to start her career on such a prolific pace.

Tennessee's first basket of the second half didn't come until the 16:34 mark when Angie Bjorklund drilled a three-pointer to put Tennessee ahead 45-26. Bjorklund scored Tennessee's first eight points of the second half.

Old Dominion senior guard Jasmine Parker became the 28th Lady Monarch to score 1,000 career points. She scored a game-high 16 points.

The win pushed UT's win streak to 15 games over Old Dominion and gave Tennessee a 35-9 all-time record in the series.

**Game #10: Texas**  
Dec. 12, 2010 • Austin, Texas  
Erwin Center (6,471)

VISITORS: Tennessee													
#	PLAYER	FG	3FG	FT	RB	F	TP	A	TO	BK	S		
05	BJORKLUND	8-17	4-8	0-0	4	4	20	4	2	1	1		
25	JOHNSON	5-8	0-0	3-4	5	2	13	1	5	1	5		
40	STRICKLEN	4-9	0-0	2-3	11	4	10	3	1	0	3		
04	WILLIAMS	7-15	0-1	0-0	7	1	14	4	0	2	0		
10	SIMMONS	7-18	2-8	2-2	3	1	18	1	3	0	1		
12	AVANT	0-1	0-0	0-0	0	1	0	0	0	0	0		
13	SPANI	3-6	1-2	0-0	5	0	7	0	0	0	0		
15	MANNING	0-1	0-0	0-0	0	2	0	0	0	0	0		
21	BAUGH	1-1	0-0	0-0	1	0	2	0	1	0	0		
33	BREWER	0-1	0-0	0-0	0	0	0	0	2	0	1		
52	CAIN	4-6	0-0	0-0	1	0	8	1	0	2	0		
TEAM													
Totals		39-83	7-19	7-9	43	15	92	16	12	6	12		

TOTAL FG% 1st Half: 21-41 51.2% 2nd Half: 18-42 42.9% Game: 47.0%  
3-Pt. FG% 1st Half: 5-13 38.5% 2nd Half: 2-6 33.3% Game: 36.8%  
F Throw % 1st Half: 1-2 50.0% 2nd Half: 6-7 85.7% Game: 77.8%

HOME: Texas													
#	PLAYER	FG	3FG	FT	RB	F	TP	A	TO	BK	S		
22	Gayle	3-5	0-0	0-0	10	3	6	3	2	6	0		
05	Nash	7-13	5-10	2-2	5	0	21	1	4	0	1		
12	Anderson	4-9	2-5	1-2	1	3	11	2	3	0	3		
24	Fussell	5-15	1-8	7-8	6	2	18	1	3	0	3		
33	Fontenette	8-20	1-6	3-4	8	0	20	5	4	0	1		
11	Bass	0-4	0-3	1-2	1	2	1	0	3	1	1		
42	McKoy	0-0	0-0	0-0	0	0	0	1	1	0	0		
TEAM													
Totals		27-66	9-32	14-18	37	10	77	13	20	7	9		

TOTAL FG% 1st Half: 16-38 42.1% 2nd Half: 11-28 39.3% Game: 40.9%  
3-Pt. FG% 1st Half: 5-18 27.8% 2nd Half: 4-14 28.6% Game: 28.1%  
F Throw % 1st Half: 5-6 83.3% 2nd Half: 9-12 75.0% Game: 77.8%

Score by Periods	1st	2nd	Total
#8/7 Tennessee	48	44	92
#21/24 Old Dominion	42	35	77

Officials: Lisa Mattingly, Dee Katner, Cameron Inouye

**GAME 10: TEXAS**

**AUSTIN, Texas** -- Senior guard Angie Bjorklund exploded for 20 points in the first half to lead the No. 8/7-ranked Tennessee Lady Volunteer basketball team to a 92-77 victory over No. 21/24 Texas in a run-and-gun affair at the Erwin Center.

After missing her first four shot attempts, Bjorklund didn't flinch. She made eight of her next 10 field goal tries, including four threes to lead UT to a 48-42 halftime advantage.

At many times in the first half, it was Bjorklund and Texas' own senior sharpshooter, Kathleen Nash, trading three-point bombs. Nash had 16 first-half points and also made four threes before the intermission.

She finished with 21 points and five threes to pace the Longhorns, who used only seven players and tired in the second half.

Texas kept in close early in the first half, tying the game at 11-11 five minutes into the contest, before a Bjorklund three ignited a 9-0 run and a lead UT would never relinquish.

Bjorklund didn't score after halftime, but the Lady Vols didn't need her to, as Tennessee outrebounded Texas, 25-15 in the second half.

Freshman Meighan Simmons scored 18 points in her return to her home state, while Kamiko Williams scored a season-high 14 points in a career-high 37 minutes and Glory Johnson tallied 13.

Junior Shekinna Stricklin started the game at the four spot and finished with her third double-double of the season (10 pts, 11 rebs), but it was her behind-the-head no-look flick to Williams for a layup that sealed the win with three minutes left in the game, putting UT ahead 90-69.

# Game Notes • Tennessee at Auburn • Jan. 23, 2011

## Game #11: Baylor Dec. 14, 2010 • Waco, Texas Ferrell Center (10,569)

		VISITORS: Tennessee									
#	PLAYER	FG	3FG	FT	RB	F	TP	A	TO	BK	S
25	JOHNSON	1-4	0-0	3-5	5	3	5	0	2	0	0
40	STRICKLEN	1-9	0-3	0-0	11	1	2	0	6	1	1
04	WILLIAMS	2-10	1-2	0-0	3	2	5	1	0	0	1
05	BJORKLUND	4-12	2-6	0-0	2	4	10	2	3	1	0
10	SIMMONS	6-21	2-9	8-9	5	3	22	0	4	0	1
13	SPANI	2-6	1-3	0-2	6	2	5	0	0	0	0
15	MANNING	0-0	0-0	0-0	0	2	0	0	0	0	0
21	BAUGH	0-1	0-0	0-0	0	0	0	1	1	0	1
33	BREWER	0-1	0-0	0-0	0	2	0	0	0	0	0
52	CAIN	2-8	0-0	1-2	9	4	5	1	1	1	0
TEAM		11									
Totals		18-72	6-23	12-18	53	23	54	5	17	3	4

TOTAL FG% 1st Half: 8-35 22.9% 2nd Half: 10-37 27.0% Game: 25.0%  
3-Pt. FG% 1st Half: 3-9 33.3% 2nd Half: 3-14 21.4% Game: 26.1%  
F Throw % 1st Half: 2-5 40.0% 2nd Half: 10-13 76.9% Game: 66.7%

		HOME: Baylor									
#	PLAYER	FG	3FG	FT	RB	F	TP	A	TO	BK	S
32	Pope	1-8	0-0	4-5	9	5	6	1	2	4	0
42	Griner	7-13	0-0	7-10	7	3	21	1	3	9	1
00	Sims	8-22	2-4	6-8	5	2	24	0	2	0	4
01	Hayden	2-8	0-3	2-3	10	1	6	2	3	0	2
05	Jones	2-4	2-3	2-4	7	2	8	4	1	0	1
03	Madden	0-1	0-0	0-0	1	0	0	2	2	0	0
20	Condrey	0-0	0-0	0-0	0	0	0	0	0	0	0
24	Field	0-0	0-0	0-0	0	0	0	0	0	0	0
TEAM		4									
Totals		20-56	4-10	21-30	43	13	65	10	13	13	8

TOTAL FG% 1st Half: 11-29 37.9% 2nd Half: 9-27 33.3% Game: 35.7%  
3-Pt. FG% 1st Half: 2-7 28.6% 2nd Half: 2-3 66.7% Game: 40.0%  
F Throw % 1st Half: 10-14 71.4% 2nd Half: 11-16 68.8% Game: 70.0%

Score by Periods	1st	2nd	Total
#6/6 Tennessee	21	33	54
#2/3 Baylor	34	31	65

Officials: Tina Napier, Beverly Roberts, Eric Brewton

### GAME 11: BAYLOR

WACO, Texas -- The No. 6-ranked Tennessee Lady Volunteer basketball team was held to a season-low 25.0 percent shooting from the field, as No. 2/3 Baylor slugged out a 65-54 victory in front of a sold-out crowd at the Ferrell Center.

Despite making just 18-of-72 shot attempts, the Lady Vols were within nine points of the Lady Bears until the last minute of the game thanks to a 53-43 edge on the boards.

The Lady Vols dominated the glass, but could not contain Baylor's sophomore star Brittney Griner. The 6-8 center scored 16 points, grabbed five boards and tallied six blocks by halftime.

Baylor led 23-21 before going on an 11-0 run to end the first half. The Lady Bears held the Lady Vols without a field goal the final 5:23 of the first stanza to take a commanding 34-21 lead.

After intermission, UT came out fighting, scoring the first six points of the quarter on a Glory Johnson free throw, a layup by freshman Meighan Simmons and a three by Simmons.

UT's last ditch effort came when Simmons was fouled twice while attempting threes in the last two minutes. She made all six free throws to cut Baylor's lead to 62-53. However, the Lady Vols didn't hit another field goal the rest of the way.

Simmons scored 22 points on 6-of-21 shooting, while senior Angie Bjorklund was the only other Lady Vol to reach double figures, scoring 10, as UT recorded season-lows for points (54) and assists (5). Junior Shekinna Stricklen had 11 boards, but shot 1-of-9 from the field and committed six turnovers.

Griner finished with 21 points, seven boards and nine blocks for Baylor, while freshman Odyssey Sims scored a career-best 24.

## Game #12: Stanford Dec. 19, 2010 • Knoxville, Tenn. Thompson-Boling Arena (14,197)

		VISITORS: Stanford									
#	PLAYER	FG	3FG	FT	RB	F	TP	A	TO	BK	S
13	C. OGWUMIKE	2-4	0-0	3-4	2	3	7	1	0	0	1
14	PEDERSEN	3-16	1-7	3-5	5	3	10	3	6	0	2
30	N. OGWUMIKE	10-18	0-1	0-1	10	3	20	2	2	1	1
15	LA ROCQUE	0-0	0-0	0-0	0	1	0	0	0	0	0
23	POHLEN	8-15	6-10	2-2	5	5	24	4	2	0	1
31	KOKENIS	1-4	0-1	2-2	4	4	4	2	1	0	1
42	BOOTHE	1-3	0-0	2-2	5	5	4	3	5	2	0
44	TINKLE	1-3	1-3	0-0	1	1	3	1	1	0	1
TEAM		6									
Totals		26-63	8-22	12-16	38	25	72	16	17	3	7

TOTAL FG% 1st Half: 11-33 33.3% 2nd Half: 15-24 62.5% Game: 41.3%  
3-Pt. FG% 1st Half: 3-8 37.5% 2nd Half: 5-10 50.0% Game: 36.4%  
F Throw % 1st Half: 6-8 75.0% 2nd Half: 4-5 80.0% Game: 75.0%

		HOME: Tennessee									
#	PLAYER	FG	3FG	FT	RB	F	TP	A	TO	BK	S
40	STRICKLEN	5-11	1-2	4-5	7	2	15	2	3	0	1
25	JOHNSON	0-5	0-0	1-2	8	2	1	1	1	0	3
05	BJORKLUND	7-12	1-2	1-2	5	2	16	4	3	0	0
10	SIMMONS	7-18	3-6	6-6	7	2	23	2	2	0	0
13	SPANI	3-7	2-4	2-2	4	3	10	2	0	0	1
04	WILLIAMS	3-5	0-0	0-0	1	2	6	1	0	0	0
15	MANNING	0-1	0-0	0-0	1	2	0	2	0	0	1
21	BAUGH	1-4	0-0	0-0	4	1	2	1	1	2	0
52	CAIN	3-4	0-0	3-8	4	0	9	0	2	2	1
TEAM		2									
Totals		29-67	7-14	17-25	43	16	82	15	12	4	7

TOTAL FG% 1st Half: 16-33 48.5% 2nd Half: 11-31 35.5% Game: 43.3%  
3-Pt. FG% 1st Half: 5-9 55.6% 2nd Half: 2-4 50.0% Game: 50.0%  
F Throw % 1st Half: 2-4 50.0% 2nd Half: 7-7 100% Game: 68.0%

Score by Periods	1st	2nd	OT	Total
#3/2 Stanford	31	39	2	72
#6/6 TENNESSEE	39	31	12	82

Officials: Lisa Mattingly, Bob Trammell, Felicia Grinter

### GAME 12: STANFORD

KNOXVILLE, Tenn. -- An ice-in-the-veins three-pointer by freshman guard Meighan Simmons with 48 seconds sent the sixth-ranked Tennessee Lady Vol basketball team to its 41st all-time overtime contest where it would not be denied, defeating No. 3/2 Stanford, 82-72, in front of 14,197 at Thompson-Boling Arena.

Tennessee redshirt junior center Kelley Cain missed a pair of free throws with just under three minutes remaining in the extra period, but she rebounded her own miss and put back a layup to put the Lady Vols up 75-70 in what turned out to be a pivotal play of the game as the Lady Vols outscored the Cardinal 12-2 and forced the team into 0-for-6 shooting from the field in the bonus frame.

Coincidentally, UT's previous two overtime games had come against Stanford with the Lady Vols taking down the Cardinal in the last matchup in Knoxville, 79-69, on Dec. 21, 2008.

Tennessee raced out to a 16-6 lead and made five of its first six three-point attempts to go up by as much as 14 points in the first half (30-16). However, Stanford fought back behind senior guard Jeanette Pohlen, who scored a game-high 24 points and made six threes before fouling out in overtime.

Pohlen made four threes in the second half, including a trey that put the Cardinal, which shot 62.5 percent in the second half, ahead, 59-55, with 8:12 left in the game.

Stanford stretched its lead to 63-57 before Tennessee used an 8-0 run to take a 65-63 lead on a layup by sophomore Taber Spani with 4:41 left.

Pohlen hit her sixth trey to put Stanford up 70-67 with 1:07 remaining, but Simmons answered on UT's next possession and the Lady Vols' defense stepped up in overtime.

Simmons finished with 23, while senior Angie Bjorklund (16), junior Shekinna Stricklen (15) and Spani (10) also reached double figures.

Stanford's Nnemkadi Ogumike had 20 points and 10 boards.

## Game #13: ETSU Dec. 22, 2010 • Knoxville, Tenn. Thompson-Boling Arena (11,751)

		VISITORS: ETSU									
#	PLAYER	FG	3FG	FT	RB	F	TP	A	TO	BK	S
03	PICKWELL	2-15	1-9	0-0	1	4	5	0	1	0	2
45	BELCHER	4-8	0-0	1-3	1	5	9	2	2	1	0
24	AUSTIN	1-1	0-0	0-0	1	4	2	0	1	0	0
00	DAVIS	1-9	1-6	4-4	2	5	7	5	2	0	0
41	MITCHELL	5-9	0-0	0-2	7	1	10	2	5	0	0
05	MCINTOSH	2-4	0-1	0-0	4	2	4	0	2	0	1
14	RANDALL	1-4	1-1	3-5	4	0	6	0	4	0	1
25	WASHINGTON	3-11	1-4	3-3	9	1	10	1	3	0	0
30	ROBINSON	0-2	0-0	0-0	2	0	0	0	0	0	0
32	MILES	0-0	0-0	0-0	0	2	0	0	0	0	0
50	BENEDICT	0-0	0-0	0-0	1	1	0	1	0	1	0
TEAM		2									
Totals		19-63	4-21	11-17	34	25	53	11	20	2	4

TOTAL FG% 1st Half: 12-33 36.4% 2nd Half: 7-30 23.3% Game: 30.2%  
3-Pt. FG% 1st Half: 3-13 23.1% 2nd Half: 1-8 12.5% Game: 19.0%  
F Throw % 1st Half: 5-8 62.5% 2nd Half: 6-9 66.7% Game: 64.7%

		HOME: Tennessee									
#	PLAYER	FG	3FG	FT	RB	F	TP	A	TO	BK	S
25	JOHNSON	5-8	0-0	5-11	6	3	15	2	0	0	3
40	STRICKLEN	2-7	0-1	3-4	8	4	7	3	2	0	1
05	BJORKLUND	6-10	4-6	0-0	1	2	16	3	0	0	0
10	SIMMONS	4-8	2-4	3-4	0	0	13	2	3	0	0
13	SPANI	6-13	2-5	1-2	12	0	15	3	1	1	0
01	BASS	0-4	0-4	0-0	1	0	0	1	0	0	1
04	WILLIAMS	4-5	1-1	0-0	4	1	9	2	2	0	0
12	AVANT	1-3	0-0	0-1	2	2	2	0	1	0	1
15	MANNING	2-4	0-0	7-8	6	1	11	3	0	0	1
20	SMALLBONE	1-1	0-0	0-0	1	0	2	0	0	0	0
52	CAIN	5-6	0-0	2-3	10	2	12	0	3	4	0
TEAM		2									
Totals		36-69	9-21	21-33	53	15	102	19	12	5	7

TOTAL FG% 1st Half: 15-34 44.1% 2nd Half: 21-35 60.0% Game: 52.2%  
3-Pt. FG% 1st Half: 5-14 35.7% 2nd Half: 4-7 57.1% Game: 42.9%  
F Throw % 1st Half: 11-21 52.4% 2nd Half: 10-12 83.3% Game: 63.6%

Score by Periods	1st	2nd	Total
ETSU	32	21	53
#5/6 TENNESSEE	46	56	102

Officials: Beverly Roberts, Joe Cunningham, Kim Thebo

### GAME 13: ETSU

KNOXVILLE, Tenn. -- Shekinna Stricklen became the 35th Lady Vol to score 1,000 career points and Angie Bjorklund tied the UT career three-pointers mark, as the No. 5/6-ranked Tennessee women's basketball team ran away from ETSU with a dominant second half, 102-53, on Dec. 22.

The Lady Vols led the Lady Bucs 46-32 at the intermission, but made 16 of their first 19 shots after halftime to blow the game open.

UT shot a season-best 60 percent (21-35) in the second half and outscored ETSU, 56-21.

Stricklen finished with seven points, and reached the 1,000-point plateau at the 16:19 mark in the first half.

Bjorklund tied the Lady Vol career three-pointers record with her 266th trey at the 12:30 mark of the second half. She scored 16 points and made 4-of-6 from behind the arc, as six Lady Vols reached double figures and Tennessee won at home for the 25th consecutive time.

Taber Spani scored a season-high 15 points and grabbed a career-high 12 rebounds -- doubling her previous career-best on the glass -- for her first career double-double.

Kelley Cain nabbed season-highs of 12 points, 10 boards and four blocks in 17 minutes. She tallied her first double-double of 2010-11 and the seventh of her career. Cain had four blocks in just over a minute late in the first half -- from 2:05-.52.

Also reaching double figures were Glory Johnson (15), Meighan Simmons (13) and Alicia Manning (11).

Tennessee opened the second half on a 7-0 run to stretch its lead to 53-32. ETSU didn't make a shot in the second half until the 16:21 mark. A 13-0 run sparked by a Spani jumper at 14:43 in the second half and capped by a Spani layup (13:06) put UT up 72-40.

**Game #14: Rutgers**  
Dec. 30, 2010 • Knoxville, Tenn.  
Thompson-Boling Arena (13,971)

VISITORS: Rutgers												
#	PLAYER	FG	3FG	FT	RB	F	TP	A	TO	BK	S	
24	SYKES	6-9	1-4	2-2	0	0	15	1	1	0	1	
52	LEE	3-6	0-0	0-0	7	4	6	3	3	0	0	
44	OLIVER	3-11	0-0	2-4	6	5	8	3	3	0	0	
03	WHEELER	4-16	2-4	0-0	2	2	10	1	1	0	3	
11	SPEED	5-16	1-7	0-0	3	1	11	1	5	0	0	
10	LAPIDUS	0-0	0-0	0-0	0	0	0	0	0	0	0	
12	SIMMONS	0-4	0-1	1-2	5	3	1	1	3	0	1	
21	HUTCHEN	0-0	0-0	0-0	1	1	0	0	0	1	0	
32	PAUNOVIC	0-1	0-0	0-0	2	2	0	0	0	0	0	
TEAM					3							
Totals		21-63	4-16	5-8	27	18	51	7	16	1	5	

TOTAL FG%	1st Half: 12-30 40.0%	2nd Half: 9-33 27.3%	Game: 33.3%
3-Pt. FG%	1st Half: 2-6 33.3%	2nd Half: 2-10 20.0%	Game: 25.0%
F Throw %	1st Half: 3-4 75.0%	2nd Half: 2-4 50.0%	Game: 62.5%

HOME: Tennessee												
#	PLAYER	FG	3FG	FT	RB	F	TP	A	TO	BK	S	
40	STRICKLEN	6-11	0-4	0-0	5	0	12	3	0	0	3	
52	CAIN	5-9	0-0	1-2	7	3	11	1	2	1	0	
05	BJORKLUND	4-7	2-4	1-1	3	2	11	2	1	0	1	
10	SIMMONS	3-6	1-2	0-0	2	3	7	1	3	1	1	
13	SPANI	7-11	2-4	6-6	6	1	22	2	1	0	1	
01	BASS	0-1	0-1	2-2	2	0	2	1	0	0	0	
04	WILLIAMS	2-5	0-0	0-0	2	1	4	1	0	0	2	
15	MANNING	3-5	0-1	0-0	3	1	6	2	1	0	2	
20	SMALLBONE	0-0	0-0	0-0	0	1	0	0	1	0	0	
21	BAUGH	0-1	0-0	0-0	2	0	0	0	0	0	0	
25	JOHNSON	2-4	0-0	8-12	9	2	12	1	2	1	0	
33	BREWER	0-1	0-0	0-2	2	0	0	0	2	0	0	
TEAM					3							
Totals		32-61	5-16	18-25	46	14	87	14	13	3	10	

TOTAL FG%	1st Half: 17-35 48.6%	2nd Half: 15-26 57.7%	Game: 52.5%
3-Pt. FG%	1st Half: 4-11 36.4%	2nd Half: 1-5 20.0%	Game: 31.3%
F Throw %	1st Half: 2-2 100%	2nd Half: 16-23 69.6%	Game: 72.0%

Score by Periods	1st	2nd	Total
Rutgers	29	22	51
#5/6 Tennessee	40	47	87

Officials: Denise Brooks, Cameron Inouye, Jesse Dickerson

**GAME 14: RUTGERS**

KNOXVILLE, Tenn. -- The No. 5/6-ranked Tennessee Lady Vol basketball team got record-setting performances from senior guard Angie Bjorklund and sophomore forward Taber Spani, as UT paid tribute to Melissa McCray-Dukes with a dominating 87-51 win over Rutgers on Dec. 30 at Thompson-Boling Arena.

Bjorklund set the Lady Vol career record for three-pointers with her 267th trey at the 18:34 mark in the first half. She finished with 11 points and increased her career-leading mark to 268 treys.

Spani scored a career-high 22 points in her fifth start of the season. Tennessee improved to 11-0 all-time when Spani reaching double figures.

The story of the game, however, was the Lady Vols' tribute to Melissa McCray-Dukes. McCray-Dukes, who was a starter on Tennessee's first two national championship teams in 1987 and 1989, passed away on Dec. 27 after a hard fought battle with breast cancer. For the Rutgers game, the Lady Vols wore black No. 35 patches on their shorts honoring McCray-Dukes.

Tennessee came out playing with an intensity that would've made McCray-Dukes, a tenacious defender in her day, proud. UT jumped out to a 30-12 lead at the 9:23 mark after three consecutive layups by junior forward Alicia Manning and a three by Spani.

After Rutgers fought back behind the play of April Sykes (15 points) to make the score 40-29 at the intermission, Tennessee came out on fire to start the second half.

The Lady Vols scored the first nine points after halftime and never looked back, shooting 57.7 percent for the final 20 minutes.

UT's depth was especially impressive as the Lady Vol bench held a 24-1 scoring advantage against the undermanned Scarlet Knights, who dressed only nine players and were without Sykes for much of the second half because of cramps.

**Game #15: LSU**  
Jan. 2, 2011 • Baton Rouge, La.  
PMAC (4,478)

VISITORS: Tennessee												
#	PLAYER	FG	3FG	FT	RB	F	TP	A	TO	BK	S	
13	SPANI	0-2	0-2	0-0	0	1	0	0	1	1	1	
52	CAIN	9-13	0-0	1-2	8	3	19	0	4	4	0	
05	BJORKLUND	0-2	0-1	0-0	1	4	0	1	1	0	1	
10	SIMMONS	2-5	0-2	5-6	0	4	9	1	2	0	0	
40	STRICKLEN	1-3	0-1	3-4	1	3	5	1	0	0	0	
04	WILLIAMS	5-12	0-1	3-4	4	2	13	1	0	1	1	
15	MANNING	2-4	0-0	4-4	5	3	8	2	3	0	0	
25	JOHNSON	8-13	0-0	3-3	15	3	19	2	4	1	3	
33	BREWER	0-0	0-0	0-0	2	0	0	0	1	0	0	
TEAM					6							
Totals		27-54	0-7	19-23	42	23	73	8	18	7	6	

TOTAL FG%	1st Half: 16-32 50.0%	2nd Half: 11-22 50.0%	Game: 50.0%
3-Pt. FG%	1st Half: 0-4 0.0%	2nd Half: 0-3 0.0%	Game: 0.0%
F Throw %	1st Half: 3-3 100%	2nd Half: 16-20 80.0%	Game: 82.6%

HOME: LSU												
#	PLAYER	FG	3FG	FT	RB	F	TP	A	TO	BK	S	
35	TURNBOW	1-3	0-0	3-4	4	1	5	1	1	0	0	
55	BARRETT	6-12	2-3	1-3	4	4	15	2	2	0	0	
01	GRAHAM	0-6	0-0	2-7	8	1	2	3	3	0	1	
03	EASON	3-8	0-1	0-0	4	4	6	2	1	0	4	
10	WEBB	3-13	1-10	2-2	0	2	9	0	0	0	0	
05	KENNEY	4-5	3-4	0-0	1	2	11	0	1	0	0	
15	LUTLEY	0-0	0-0	0-0	0	2	0	0	2	0	0	
20	HUGHES	2-6	0-1	1-1	0	1	5	2	1	0	2	
22	JONES	3-8	1-4	3-4	2	3	10	2	1	0	3	
23	McKINNEY	1-1	0-0	0-2	2	1	2	0	2	1	0	
TEAM					6							
Totals		23-62	7-23	12-23	31	21	65	12	14	1	10	

TOTAL FG%	1st Half: 11-30 36.7%	2nd Half: 12-32 37.5%	Game: 37.1%
3-Pt. FG%	1st Half: 2-7 28.6%	2nd Half: 5-16 31.3%	Game: 30.4%
F Throw %	1st Half: 5-13 38.5%	2nd Half: 7-10 70.0%	Game: 52.2%

Score by Periods	1st	2nd	Total
#5/6 Tennessee	35	38	73
LSU	29	36	65

Officials: Lisa Mattingly, Bryan Enterline, Eric J Brewton

**GAME 15: LSU**

Baton Rouge, La. -- Depth was the difference for No. 5/6 Tennessee in the 73-65 win over LSU on Jan. 2 in the Southeastern Conference season opener at the PMAC.

Despite not making a three-pointer in a game for the first time in 422 games - a streak that dated back to Jan. 21, 1999, the Lady Vols got 40 bench points and shot 50 percent overall from the field for the third consecutive game.

Leading the way off the bench for UT was junior forward Glory Johnson. The 6-3 Knoxville, Tenn., native was one rebound shy of a double-double at halftime and finished with a season-best 19 points and 15 boards. She made 8-of-13 shots and combined with redshirt junior Kelley Cain for Tennessee's finest post performance of the season.

Cain, who started, made 9-of-13 field goals to tie a career-high with 19 points, while adding eight boards and four blocks.

The play of sophomore guard Kamiko Williams (13 points) and junior forward Alicia Manning (eight points, four offensive boards) was vital for the Lady Vols, as starters Angie Bjorklund and Taber Spani were both held scoreless.

While the Lady Vols went 0-for-7 from behind the arc, they were stellar from the free throw line shooting a season-best 82.6 percent (19-23).

Tennessee held LSU scoreless for a nearly four-minute stretch of the first half (9:05 to 5:15), going on a 13-0 run to take a 27-20 lead. Trailing 20-14, Johnson scored seven straight points to propel the run. Cain capped the run with a layup with 5:33 left before halftime.

LSU went on a 6-2 run after halftime to come within two points, but Tennessee answered with a 12-0 run started by back-to-back Cain buckets.

**Game #16: Alabama**  
Jan. 6, 2011 • Knoxville, Tenn.  
Thompson-Boling Arena (12,897)

VISITORS: Alabama												
#	PLAYER	FG	3FG	FT	RB	F	TP	A	TO	BK	S	
21	JENKINS	5-20	0-0	1-2	7	5	11	0	2	1	2	
31	HANCOCK	0-4	0-1	0-0	4	3	0	0	1	1	0	
40	HORN	1-9	0-0	0-0	6	5	2	1	1	0	0	
10	KING	0-0	0-0	2-2	1	0	2	1	1	0	1	
23	RUSSELL	3-8	1-5	2-2	4	2	9	1	0	1	1	
03	ROBINSON	3-8	2-6	2-2	3	2	10	2	2	0	0	
05	FARMER	0-4	0-1	0-0	0	0	0	0	0	0	0	
12	MYERS	1-10	1-8	0-0	0	1	3	0	1	0	0	
14	HOGUE	0-3	0-0	0-0	1	2	0	0	2	0	0	
20	RAFFINGTON	0-2	0-0	0-0	0	0	0	0	1	0	0	
22	LEE	1-4	0-0	1-1	2	5	3	1	3	0	0	
30	McCOY	2-3	0-0	0-0	2	1	4	0	1	0	0	
32	MITCHAM	0-7	0-0	1-3	8	3	1	0	2	1	0	
TEAM					11							
Totals		16-82	4-21	9-12	49	29	45	6	17	4	4	

TOTAL FG%	1st Half: 9-37 24.3%	2nd Half: 7-45 15.6%	Game: 19.5%
3-Pt. FG%	1st Half: 4-12 33.3%	2nd Half: 0-9 0.0%	Game: 19.0%
F Throw %	1st Half: 0-0 0.0%	2nd Half: 9-12 75.0%	Game: 75.0%

HOME: Tennessee												
#	PLAYER	FG	3FG	FT	RB	F	TP	A	TO	BK	S	
40	STRICKLEN	3-5	1-1	1-1	5	1	8	2	1	0	0	
52	CAIN	3-4	0-0	0-1	6	0	6	1	2	3	0	
05	BJORKLUND	5-5	4-4	2-2	2	2	16	1	1	1	1	
10	SIMMONS	6-14	2-6	1-2	1	1	15	11	1	0	0	
13	SPANI	4-7	0-3	7-7	6	2	15	5	0	1	0	
01	BASS	1-2	1-2	0-0	2	1	3	1	0	0	1	
04	WILLIAMS	2-8	0-0	3-4	9	3	7	1	1	4	0	
12	AVANT	2-3	0-0	1-2	2	3	5	0	1	1	1	
15	MANNING	1-5	0-0	9-9	8	3	11	1	1	1	1	
20	SMALLBONE	2-5	1-2	0-0	2	0	5	0	0	0	0	
25	JOHNSON	6-8	0-0	7-9	6	1	19	0	1	1	1	
TEAM					5							
Totals		35-66	9-18	31-37	54	17	110	23	9	12	5	

TOTAL FG%	1st Half: 19-32 59.4%	2nd Half: 16-34 47.1%	Game: 53.0%
3-Pt. FG%	1st Half: 6-12 50.0%	2nd Half: 3-6 50.0%	Game: 50.0%
F Throw %	1st Half: 14-17 82.4%	2nd Half: 17-20 85.0%	Game: 83.8%

**Game #17: Mississippi**  
Jan. 9, 2011 • Knoxville, Tenn.  
Thompson-Boling Arena (14,363)

VISITORS: Ole Miss													
#	PLAYER	FG	3FG	FT	RB	F	TP	A	TO	BK	S		
15	Hope	2-5	0-0	0-0	5	4	4	0	2	0	0		
22	Byrd	1-6	1-4	0-0	3	5	3	0	0	1	1		
03	McFarland	5-12	0-2	6-6	3	0	16	2	2	0	2		
20	Melson	4-23	0-0	3-4	3	1	11	1	2	0	1		
23	Laws	0-4	0-1	0-0	5	2	0	0	0	0	0		
01	Nelson	4-11	2-7	0-0	3	4	10	0	2	0	0		
11	Jenkins	0-0	0-0	0-0	0	0	0	0	0	0	0		
14	McFerrin	0-0	0-0	0-0	0	0	0	0	0	0	0		
25	Marbra	1-2	0-0	0-0	4	0	2	1	1	0	0		
42	Slusher	0-1	0-0	0-0	1	0	0	0	1	0	0		
TEAM													
Totals		17-64	3-14	9-10	31	16	46	4	12	1	4		

TOTAL FG% 1st Half: 8-29 27.6% 2nd Half: 9-35 25.7% Game: 26.6%  
3-Pt. FG% 1st Half: 1-8 12.5% 2nd Half: 2-6 33.3% Game: 21.4%  
F Throw % 1st Half: 5-5 100% 2nd Half: 4-5 80.0% Game: 90.0%

HOME: Tennessee													
#	PLAYER	FG	3FG	FT	RB	F	TP	A	TO	BK	S		
40	STRICKLEN	5-12	3-5	5-6	13	2	18	2	3	0	2		
52	CAIN	4-8	0-0	1-2	10	1	9	0	0	1	0		
05	BJORKLUND	4-11	1-8	0-0	2	1	9	2	1	0	0		
10	SIMMONS	8-10	2-4	0-0	4	2	18	3	1	0	0		
13	SPANI	6-8	0-2	2-2	2	0	14	1	0	0	0		
01	BASS	0-1	0-1	0-0	0	0	0	2	1	0	0		
04	WILLIAMS	2-4	0-1	0-0	3	1	4	2	0	4	2		
12	AVANT	1-2	0-0	0-0	2	1	2	0	1	0	0		
15	MANNING	1-3	0-0	0-0	6	2	2	3	0	0	0		
20	SMALLBONE	0-0	0-0	0-0	2	0	0	0	0	0	0		
25	JOHNSON	4-11	0-0	2-5	6	0	10	0	1	1	0		
TEAM													
Totals		35-70	6-21	10-15	53	10	86	15	8	6	4		

TOTAL FG% 1st Half: 18-36 50.0% 2nd Half: 17-34 50.0% Game: 50.0%  
3-Pt. FG% 1st Half: 3-11 27.3% 2nd Half: 3-10 30.0% Game: 28.6%  
F Throw % 1st Half: 3-4 75.0% 2nd Half: 7-11 63.6% Game: 66.7%

Score by Periods	1st	2nd	Total
Mississippi	22	24	46
#5/6 Tennessee	42	44	86

Officials: Felicia Grinter, Kelly Johnson, Bruce Morris

**GAME 17: MISSISSIPPI**

KNOXVILLE, Tenn. -- Shekinna Stricklen took her coach's advice.

After a one-on-one meeting with Lady Vol head coach Pat Summitt, where the all-time winningest coach in NCAA history told the 6-2 guard/forward she should be an All-American, Stricklen responded with her best effort of the season in leading No. 5/6 Tennessee to an 86-46 victory at Thompson-Boling Arena.

Stricklen tied a season-high with 18 points and grabbed a season-best 13 rebounds for her 10th career double double and fourth of the 2010-11 campaign.

Stricklen made 3-of-5 three-point attempts, and her performance on the offensive end and on the glass sparked Tennessee to its fifth consecutive 50.0 percent or better shooting performance and a resounding 53-31 advantage on the boards.

The Lady Vols were stout on the defensive end from the opening tip, holding UM without a field goal until the 14:29 mark in the first half.

The Lady Vols took some time to get going too, though. It wasn't until 9:30 left in the first half that UT finally hit the gas pedal.

After Ole Miss point guard Valencia McFarland's jumper brought the Rebels within four, 16-12, the Lady Vols responded by scoring 12 straight points to go ahead 28-14 on a Kamiko Williams putback at the 5:35 mark.

McFarland and Shae Nelson combined for all of the Rebels points in the game until Pa'Sonna Hope scored with 3:55 in the first half.

Leading 42-22 at halftime, Tennessee continued to dominate in the second half, as freshman Meighan Simmons contributed 16 of her 18 points after intermission, and UT held Ole Miss without a field goal for over five minutes (12:08-7:04).

Perhaps the most impressive stat on the day for the Lady Vols, who won their 28th straight home game - both the nation's fourth-longest streak and the fourth-longest streak in UT history, was 4-for-23. That's what the Lady Vols held Ole Miss' start guard Kayla Melson to from the field, holding the SEC's fourth-leading scorer to just 10 points a game after erupting for a career-high 30 in a win over Vanderbilt.

**Game #18: Florida**  
Jan. 13, 2011 • Gainesville, Fla.  
O'Connell Center (3,441)

VISITORS: Tennessee													
#	PLAYER	FG	3FG	FT	RB	F	TP	A	TO	BK	S		
40	STRICKLEN	4-9	1-3	2-2	12	2	11	2	3	0	0		
52	CAIN	3-3	0-0	0-0	8	2	6	0	1	4	1		
05	BJORKLUND	6-13	4-9	0-1	4	1	16	1	0	1	2		
10	SIMMONS	5-15	4-7	0-0	4	0	14	1	4	0	1		
13	SPANI	2-5	0-2	0-0	4	0	4	3	3	0	0		
01	BASS	0-0	0-0	0-0	0	0	0	0	0	0	1		
04	WILLIAMS	3-7	0-0	0-0	2	1	6	2	2	1	1		
12	AVANT	1-2	0-0	2-3	1	2	4	1	0	0	0		
15	MANNING	4-5	0-0	0-0	9	1	8	2	3	0	0		
20	SMALLBONE	0-0	0-0	2-2	1	0	2	0	0	0	0		
25	JOHNSON	4-8	0-0	4-7	9	0	12	1	1	3	0		
TEAM													
Totals		32-67	9-21	10-15	57	9	83	13	17	9	6		

TOTAL FG% 1st Half: 19-40 47.5% 2nd Half: 13-27 48.1% Game: 47.8%  
3-Pt. FG% 1st Half: 7-15 46.7% 2nd Half: 2-6 33.3% Game: 42.9%  
F Throw % 1st Half: 2-3 66.7% 2nd Half: 8-12 66.7% Game: 66.7%

HOME: Florida													
#	PLAYER	FG	3FG	FT	RB	F	TP	A	TO	BK	S		
14	Madu	2-5	0-0	0-0	3	2	4	0	0	0	0		
32	George	1-3	0-0	0-0	0	4	2	0	0	1	0		
03	Bartley	0-6	0-0	5-6	5	0	5	2	3	1	2		
10	Bonds	2-11	1-4	1-2	2	4	6	0	4	0	2		
33	Jones	1-4	1-4	0-0	2	1	3	0	0	0	1		
12	Allen	3-19	0-3	0-0	8	1	6	0	6	0	2		
13	Stewart	0-2	0-0	0-0	2	0	0	0	0	0	0		
23	Shine	3-12	1-5	0-0	2	1	7	2	0	0	2		
24	Young	2-5	0-0	0-0	2	1	4	0	0	0	2		
31	Svete	1-2	1-1	0-0	1	1	3	0	0	0	0		
50	Crawford	0-1	0-0	0-0	2	0	0	1	0	0	0		
TEAM													
Totals		15-70	4-17	6-8	37	15	40	5	14	2	11		

TOTAL FG% 1st Half: 6-30 20.0% 2nd Half: 9-40 22.5% Game: 21.4%  
3-Pt. FG% 1st Half: 2-6 33.3% 2nd Half: 2-11 18.2% Game: 23.5%  
F Throw % 1st Half: 1-2 50.0% 2nd Half: 5-6 83.3% Game: 75.0%

Score by Periods	1st	2nd	Total
#5/6 Tennessee	47	36	83
Florida	15	25	40

Officials: Dee Kantner, Lawson Newton, Maj Forsberg

**GAME 18: FLORIDA**

GAINESVILLE, Fla. -- After back-to-back blowout wins over SEC opponents in Knoxville, the No. 5/6 ranked Tennessee Lady Volunteer basketball team expected a stiffer test on the road against Florida.

Instead, UT got more of the same, hammering Florida, 83-40, at the O'Connell Center.

The Gator's 40 points are the lowest scored by a UT opponent since San Francisco scored just 34 against the Lady Vols in Knoxville on Dec. 22, 2009.

Tennessee raced to an 11-3 lead to start the game behind two quick baskets by redshirt junior Kelley Cain and a three and a layup from senior Angie Bjorklund, who scored all 16 of her points before intermission.

Tennessee ended the first half on a 25-4 run over the last 11 minutes of the first half. Seven different Lady Vols scored during the run, which was capped by a three-pointer from Simmons just five seconds before the intermission buzzer.

UT held Florida to just one field goal -- a three pointer by Brittany Shine at the 2:49 mark -- over that first half 11-minute stretch to take a commanding 47-15 lead into the break.

The game was so lopsided at halftime that Tennessee had more three pointers (7) than Florida had field goals (6).

The second half evoked more the same.

UT scored 10 consecutive points after a Florida three to start the second stanza, and the route was on.

In its last three games, Tennessee is outscoring its opponents by an average of 49.3 points per contest.

Junior Shekinna Stricklen recorded her second straight double double with 11 points and 12 boards, as classmate Glory Johnson finished with 12 points, nine boards and three blocks.

**Game #19: Vanderbilt**  
Jan. 15, 2011 • Knoxville, Tenn.  
Thompson-Boling Arena (17,853)

VISITORS: Vanderbilt													
#	PLAYER	FG	3FG	FT	RB	F	TP	A	TO	BK	S		
12	COLEMAN	0-0	0-0	0-0	2	3	0	0	0	0	1		
15	TUOMI	3-9	0-0	0-0	6	2	6	3	5	1	2		
11	LISTER	7-15	3-8	0-0	3	0	17	0	0	0	2		
22	RHOADS	4-17	0-2	2-4	4	3	10	5	0	0	1		
32	SMITH	1-4	0-1	0-0	0	2	2	1	1	0	0		
04	PULEO	0-3	0-3	0-0	1	0	0	0	0	0	0		
10	FOGGIE	5-11	3-6	0-0	3	1	13	3	1	0	3		
21	HOLZER	4-10	0-0	0-0	5	2	8	1	1	2	0		
30	BROWN	0-1	0-1	0-0	5	1	0	0	0	0	1		
33	SILINSKI	0-1	0-0	0-0	0	1	0	0	0	0	0		
34	CLARKE	0-1	0-0	0-0	2	0	0	0	1	0	0		
TEAM													
Totals		24-72	6-21	2-4	39	15	56	13	9	3	10		

TOTAL FG% 1st Half: 7-37 18.9% 2nd Half: 17-35 48.6% Game: 33.3%  
3-Pt. FG% 1st Half: 1-12 8.3% 2nd Half: 5-9 55.6% Game: 28.6%  
F Throw % 1st Half: 2-4 50.0% 2nd Half: 0-0 0.0% Game: 50.0%

HOME: Tennessee													
#	PLAYER	FG	3FG	FT	RB	F	TP	A	TO	BK	S		
40	STRICKLEN	3-5	0-2	0-1	8	3	6	0	1	0	0		
52	CAIN	1-5	0-0	2-2	13	1	4	0	1	4	0		
05	BJORKLUND	5-13	4-12	0-0	4	1	14	1	2	1	0		
10	SIMMONS	6-18	4-14	1-1	2	0	17	3	3	0	0		
13	SPANI	0-3	0-2	0-0	5	1	0	2	0	0	1		
04	WILLIAMS	5-7	2-2	1-2	8	0	13	1	3	0	1		
12	AVANT	0-1	0-0	0-0	0	0	0	0	0	0	0		
15	MANNING	0-2	0-0	0-0	1	2	0	1	0	0	1		
21	BAUGH	0-1	0-0	0-0	0	0	0	0	0	1	0		
25	JOHNSON	5-7	0-0	4-6	9	1	14	0	5	1	0		
TEAM													
Totals		25-62	10-32	8-12	52	9	68	8	15	7	3		

TOTAL FG% 1st Half: 11-32 34.4% 2nd Half: 14-30 46.7% Game: 40.3%  
3-Pt. FG% 1st Half: 5-16 31.3% 2nd Half: 5-16 31.3% Game: 31.3%  
F Throw % 1st Half: 2-2 100% 2nd Half: 6-10 60.0% Game: 66.7%

Score by Periods	1st	2nd	Total

**Game #20: South Carolina  
Jan. 20, 2011 • Columbia, S.C.  
Colonial Life Arena (3,647)**

**VISITORS: Tennessee**

#	PLAYER	FG	3FG	FT	REB	F	TP	A	TO	BK	S
40	STRICKLEN	7-18	0-1	4-5	16	3	18	1	2	1	0
52	CAIN	5-7	0-0	1-2	11	3	11	1	3	6	0
05	BJORKLUND	2-5	1-3	0-0	3	2	5	2	6	0	0
10	SIMMONS	5-11	1-1	5-5	3	1	16	4	4	0	0
13	SPANI	3-4	3-4	0-0	5	3	9	1	2	0	0
04	WILLIAMS	0-3	0-0	0-0	2	0	0	0	1	0	0
15	MANNING	2-2	0-0	0-0	1	0	4	0	1	0	0
25	JOHNSON	3-6	0-0	2-6	6	4	8	1	4	1	2
TEAM				5					1		
Totals		27-56	5-9	12-18	52	16	71	10	24	8	2

TOTAL FG% 1st Half: 14-30 46.7% 2nd Half: 13-26 50.0% Game: 48.2%  
 3-Pt. FG% 1st Half: 4-7 57.1% 2nd Half: 1-2 50.0% Game: 55.6%  
 F Throw % 1st Half: 1-3 33.3% 2nd Half: 11-15 73.3% Game: 66.7%

**HOME: South Carolina**

#	PLAYER	FG	3FG	FT	REB	F	TP	A	TO	BK	S
52	MAY	2-6	0-0	0-0	6	4	4	0	2	0	0
03	WALKER	10-23	3-8	1-2	8	5	24	0	0	2	3
11	SUTTON	5-15	0-2	1-2	1	1	11	2	5	0	1
22	NEWTON	1-2	0-1	0-0	2	3	2	0	0	1	0
31	NAINIMA	1-9	1-8	0-0	4	0	3	1	1	0	1
01	WILSON	0-0	0-0	0-0	0	0	0	0	0	0	1
05	GRANT	2-7	0-2	0-0	4	1	4	1	1	0	2
12	STEPHENS	0-1	0-0	0-0	1	0	0	0	1	0	0
21	BRUNER	3-10	0-0	2-5	0	4	8	0	1	0	1
TEAM				5							
Totals		24-73	4-21	4-9	31	18	56	4	11	3	9

TOTAL FG% 1st Half: 11-31 35.5% 2nd Half: 13-42 31.0% Game: 32.9%  
 3-Pt. FG% 1st Half: 2-6 33.3% 2nd Half: 2-15 13.3% Game: 19.0%  
 F Throw % 1st Half: 2-4 50.0% 2nd Half: 2-5 40.0% Game: 44.4%

Score by Periods	1st	2nd	Total
#5/6 Tennessee	33	38	71
Mississippi	26	30	56

Officials: Cameron Inouye, Mary Day, Billy Smith

**GAME 20: South Carolina**

COLUMBIA, S.C. -- Do-it-all junior Shekinna Stricklen's third double double in four games and a 16-point second-half explosion from star rookie Meighan Simmons led the No. 5/6-ranked Tennessee Lady Vol basketball team past a feisty South Carolina squad on Jan. 20 at Colonial Life Arena.

The Lady Vols had six turnovers and shot just 2-of-8 in the first five minutes of the game, and were trailing 12-4, as the undersized Gamecocks applied relentless pressure.

UT quickly righted its ship, however, holding USC scoreless for nearly seven minutes of the first half and using an 11-0 run to take a 15-12 lead on a Taber Spani trey with 9:22 remaining until intermission.

In a seesaw first half, senior Angie Bjorklund sent the Lady Vols to locker room with a 33-26 halftime lead after drilling an off-the-dribble three to beat the buzzer.

After the break, Simmons' got rolling, scoring her first points of the game on an "And-1" layup three minutes into the final stanza to put UT ahead by double figures, 40-30, for the first time in the game.

Simmons continued to light it up throughout the final 20 minutes, shooting 5-of-9, including 1-for-1 on treys and making all five of her free throw attempts in a tight game.

South Carolina hung around till the game's end, cutting UT's lead to just five points, 57-52, when Markesia Grant pick-pocketed Simmons for a fastbreak layup with 4:57 left in the game.

Free throws from Simmons and putbacks from Stricklen and redshirt junior center Kelley Cain down the stretch kept the Lady Vols in control despite committing 24 turnovers.

Stricklen finished with a season-high 18 points and a career-best 16 boards. Cain joined her teammate with her eighth career double double (11 points and 11 boards) to go along with a season-best six blocks.

Spani was huge in the first half, scoring all nine of her points on 3-for-4 shooting from downtown, as Tennessee's 55.6 percent three-point shooting (5-9) for the game was its best this season.

# 2010-11 LADY VOL BASKETBALL ARCHIVED NOTES

## LADY VOL NATIONAL CHAMPION DIES

The Lady Vol basketball family learned on Mon., Dec. 27, that Melissa Ann McCray-Dukes had lost her long and hard fought battle with breast cancer. McCray-Dukes was 43 years old. Nicknamed "Emma" by her Tennessee teammates, McCray-Dukes played on four consecutive NCAA Final Four teams (1986-87-88-89) and started as a guard on coach Pat Summitt's first two national championship teams in 1987 and 1989. "Melissa was one of the most incredible people you could ever meet," Summitt said. "She fought cancer with the same determination and tenacity she showed on the basketball court. She went into every single day of her life as a winner. Melissa had incredible optimism but she also knew she was in God's hands at the end of her fight. She has taught me so many life lessons over the last four years and she will be missed. Our prayers and thoughts go out to her family and many friends." She was the wife to the Reverend Johnny Dukes and mother to daughter Stephanie McCray, 20, and son Chandler Dukes, 16. She was born on Jan. 27, 1967 in Savannah, Ga. As a tribute to her, the 2010-11 Lady Vol team will wear her Tennessee number, a black and white number 35, on their game shorts beginning with the contest versus Rutgers.

## NOT SURPRISED IT WENT TO OT

Chances are always pretty good that a Tennessee vs. Stanford game might need to go into extra innings. The Lady Vols have now participated in 41 overtime affairs all-time (against all opponents) and one-eighth of those games (six) have come against the Cardinal. UT's meeting with #3/2-ranked Stanford on Dec. 19 in Knoxville was forced into an extra frame with the Lady Vols winning, 82-72. With that victory, UT leads 4-2 in overtime contests vs. SU. In fact, the previous time the two teams met in Thompson-Boling Arena, Tennessee claimed a 79-69 OT victory on Dec. 21, 2008. Few would know it then but it would become the signature victory in the Lady Vols dismal, 22-11 campaign in 2008-09.

## HOW LOW CAN YOU GO??

Tennessee's 25 percent field goal shooting night against Baylor was the lowest in school history. The horrendous 18-72 shooting display eclipsed the previous all-time school record low of 27 percent (17-63) against North Carolina in the 2007 NCAA Final Four semifinals on April 1, 2007. In 1,247 games coached by Pat Summitt, her teams have dipped under 30 percent shooting just six times and five of those times have occurred in the last six years. In addition to the Baylor and North Carolina low marks, UT shot .278 vs. Rutgers (12-29-04), .280 vs. Duke (12-2-04), .286 at Minnesota (12-4-83) and .296 against Rutgers (2-11-08)

## TEXAS TRIP ROAD REMNANTS

After the Texas road swing, freshman Meighan Simmons led the team in scoring, averaging 17.4 ppg and ranked second on the team in assists, dishing out 26 on the season...The Cibolo, Texas, native also ranked third in the Southeastern Conference in scoring...Over the three road contests (including ODU), Simmons averaged 18.0 points a contest, including 22 at Baylor...Also on the road trip, junior Shekinna Stricklen averaged a team-high 8.7 rebounds, pulling 11 down against both Texas and Baylor... Stricklen also posted her third double-double on the season against the Longhorns, scoring 10 points to go along with her 11 boards...

## HEY, HEY, THE GANG'S ALL HERE

The game with Texas marked the first time in the 2010-11 season that the Lady Vols were at full-strength with a full complement of 13 players. At Texas, freshman point guard Lauren Avant made her first appearance since the season opener at Louisville. Avant had been sidelined with an ankle sprain. Junior post Alyssia Brewer was cleared by team physicians for full go on Monday, Dec. 6 -- about a month earlier than first anticipated. Brewer had surgery to her left Achilles tendon and was not expected back until January. Against Texas, she was the first Lady Vol sub off the bench and logged four minutes recording a pair of assists and a steal in four minutes.

## IT WAS A BIG WEEK FOR BAUGH

Lady Vol redshirt junior center Vicki Baugh graduated ahead of her class on Dec. 11, 2010, with a degree in Psychology and a minor in Communication Studies. She will begin graduate school in Sports Psychology in January 2011 while completing her athletic eligibility.

## DON'T MAKE A LIAR OUT OF ME

Sophomore guard Kamiko Williams was a work horse for the Lady Vols at Texas. She earned her second start of the season and the fourth of her career against the Longhorns. Williams, who was known to give into fatigue as a freshman, played 37 minutes on at Texas and scored a season high 14 points, grabbed seven rebounds, dished four assists and blocked two shots. Most impressive stat? Zero miscues.

## FIVE ALIVE

UT coach Pat Summitt played her fifth different line-up in 10 games at Texas and found some pretty good results with the combination of Meighan Simmons, Kamiko Williams, Glory Johnson, Shekinna Stricklen and Angie Bjorklund. The five some all scored in double-figures with Bjorklund dropping in 20 points, Simmons 18, Williams

14, Johnson 13 and Stricklen, a double-double with 10 points and 11 rebounds.

## LOVE US SOME LADY VOLS

Over the years, the Tennessee Lady Vols have been fortunate to help to attract some big crowds on the road. Plus, there's UT orange every where you go. Louisville enjoyed a record advance sell-out of 22,124 on Nov. 12. Old Dominion broke the Ted Constant Arena record for a women's hoops game with 7,774 on Dec. 5. Tennessee also had over 100 fans join them in the Virgin Islands for the Paradise Jam, Nov. 25-27. Baylor enjoyed an all-time high throng of 10,569 when the Lady Vols visited on Dec. 14, 2010.

## MICKIE D BACK IN TENNESSEE ORANGE

Tennessee fans are tickled to death to have longtime Lady Vol staffer Mickie DeMoss back on the Tennessee bench in 2010. DeMoss left UT for the head coaching position at the University of Kentucky in 2003. Prior to DeMoss taking the helm at Kentucky, the Lady Vols had outscored the Wildcats by an average of 32.0 ppg (85.8 to 53.8) in the four previous seasons (2000-03). The "DeMoss Factor" (2004-07) narrowed the score to a Tennessee leading 70.3-62.3, just a +8.0 winning margin for UT. DeMoss' Cats shaved Tennessee's margin of victory by 24 points. DeMoss stepped down from coaching after the 2007 season only to be lured back into the fray by taking an assistant position with Texas. When a position opened up on Coach Pat Summitt's staff last spring, DeMoss took the opportunity to come home to Knoxville as an assistant coach and the recruiting coordinator.

## VYING FOR A PATCH

Tennessee athletes who have achieved honor roll status (above a 3.0 GPA) in the classroom display a "Vol Scholar" patch on their uniform. The "VS" letters are wrapped around a replica of the torch carried by the UT Torchbearer. Currently, seniors Angie Bjorklund and Sydney Smallbone, juniors Briana Bass, Vicki Baugh, Glory Johnson, Alicia Manning, sophomore Taber Spani and freshman Lauren Avant display the academic patch on their uniforms.

## FAST HEALER

Lady Vol junior post Alyssia Brewer was cleared by team physicians on Dec. 6 to resume practice. Her clearance was a month earlier than first expected. Brewer had been out since August 19th when she suffered a freakish non-athletically related injury when a candle base broke on the floor in her apartment and a shard of glass cut her leg. Brewer received stitches and was held out of individual workouts. The injury was reevaluated after she continued to feel discomfort in the leg. On Sept. 10, Drs. Greg Mathien and Russell Betcher, UT team orthopaedists, performed surgery to repair a tear to her left Achilles tendon. Brewer, a 6-3 junior from Sapulpa, Okla., emerged as a key member of the 2009-10 team earning 13 starting assignments while averaging 10.2 ppg and 5.9 rpg -- practically doubling the scoring output of her rookie campaign. The southpaw registered 17 games in double-figures including a career high 23 points against George Washington. She was named the Most Valuable Player of the 2010 Southeastern Conference Tournament leading her Lady Vol team to the title averaging 14.7 ppg and 5.7 rpg and connecting on 70.4 percent of her field goal attempts in the three game set Brewer also claimed the 2010 SEC 6th Woman of the Year award.

## LEARNING CURVE

Lady Vol freshman point guard Lauren Avant went down in practice on Nov. 14 with an ankle sprain. She missed the next seven games but returned to practice and played at Texas for the first time since the season opener. She did not travel to ODU due to the Lady Vols missed class policy.

## RECORDS ARE MEANT TO BE BROKEN

You never know with rookies...Somewhere between launching a first half three-point airball and late in the second half versus Lamar, rookie guard Meighan Simmons broke the UT school record for most made three-pointers in a single game with eight. Fellow Lady Vol and senior Angie Bjorklund made seven treys three times as a freshman in 2007-08 and Shanna Zolman drilled seven trifectas once in 2006.

## RECORDS ARE MEANT TO BE BROKEN, PART 2

Against Lamar, UT tied its single game team record for threes made (15) and set the record for three-point attempts (36). Earlier this season, Tennessee went 15-of-35 against three-point land to rewrite the records versus Chattanooga.

## AND WHILE WE ARE TALKING RECORDS

Senior Angie Bjorklund attempted her third three of the Lamar game with 12:59 remaining to set the Lady Vol career record for three-point attempts, passing Shanna Zolman's old mark of 626 set from 2002-06.

## ROOKIE, ROOKIE I DECLARE

UT freshman Meighan Simmons was called on to start at point guard versus Lamar and responded with career bests of 28 points and five assists.

## GOOD TO SEE YOU

Sophomore Kamiko Williams started to look comfortable on the court and earned a starting assignment against Lamar where she tossed in 13 points and had

# 2010-11 LADY VOL BASKETBALL ARCHIVED NOTES

three steals in 23 minutes. At the Paradise Jam she averaged 7.7 ppg and shot 52.9 percent from the field. She tossed in 10 versus Missouri and entering the tournament, she recorded back-to-back games of 12 points against Arizona State and Virginia.

## REHASHING PARADISE JAM

*Against Georgetown--*

- It is the first time in three seasons that Tennessee has not led in a game and UT trailed by as many as 11 in the first half, 26-15.
- In the first seven-and-half minutes of the game, Tennessee had a 12-2 rebound advantage, but allowed the Hoyas to shoot 50-percent (4-8) from three as the Lady Vols started out in a 2-3 zone.
- Vicki Baugh checked into the game at the 10:48 mark in the first half and scored a season-high six points in a season-best 14 minutes.
- Tennessee had 18 turnovers in the first half, and matched its season-worst with 29 total. Tennessee had just 25 turnovers total in the first two games.
- Tennessee's 22 first half points are its lowest total since scoring only 18 at Stanford on Dec. 19, 2009.
- Glory Johnson recorded her second straight double-double, and third in four games, with 13 points and 12 rebounds and was named the Paradise Jam "Reef Division" along with freshman Meighan Simmons.
- Johnson averaged 11.7 ppg and 13.0 rpg and shot 61.1 percent from the field in 3 games.
- Simmons led Tennessee in scoring at 13 ppg at the Paradise Jam.
- Shekinna Stricklen was fouled by Georgetown's Adria Crawford with a 1:01 left in the game. She took a hard fall and as a result suffered back spasms. As a precaution, she left the court on a stretcher.

*Against Georgia Tech--*

- Glory Johnson grabbed a career-high 18 rebounds to go along with a game-high 15 points.
- Tennessee didn't allow a single Yellow Jacket to score in double figures -- the last time UT accomplished that feat was March 18, 2007 versus Drake.
- Redshirt junior Vicki Baugh checked in with 13:14 to go in the first half and played seven minutes before the intermission, tallying two boards and missing her only field goal attempt.
- The power went off just before halftime, leaving the gym without lights for several minutes, and again with 11:28 remaining, 10:26 left and 10:25 left in the game. The duration of each delay in order was: 13:32, 11:30, 10:45 and 7:45 for a 43:15 total delay.

*Against Missouri--*

- All 10 Lady Vols that played made a basket.
- Alicia Manning had a career-high five steals.
- Sophomore Taber Spani Reached double figures for the fourth straight game, scoring 10 points.

## BJORKLUND -- SOME STRONG NIGHTS

Against Virginia, senior guard Angie Bjorklund scored a game-high 26 points on 8-of-15 shooting (6-of-10 from three) -- the most points she's scored since dropping 29 on Old Dominion in Dec. 18, 2008. The iron woman played all 40 minutes and added five rebounds, four assists, one steal and just one turnover.

## DUNK YOU VERY MUCH

Lady Vol junior Glory Johnson attempted a dunk in the game against Chattanooga on Nov. 15 on a breakaway at the 17:53 mark in the second half and just missed. Former Lady Vol Candace Parker is the only female to dunk on "The Summit." She threw four dunks down on her home court from 2006-08.

## THREE-POINT MARK - -RE-BROKEN VS LAMAR

Tennessee initially broke the UT single-game records for three-pointers made (15) and attempted (33) in the game with Chattanooga on Nov. 15, 2010. Forty-five of the Lady Vols' 103 points came from long range.

## DIALING ASSISTANCE

Tennessee assisted on its first 12 baskets in the game against Chattanooga on Nov. 15. UT tallied more assists (12) in the game's first 10:34 than it did versus Louisville in the season opener (11). UT finished with 25 assists.

## BIG LEAGUE ROOKIE

Rookie guard Meighan Simmons became the 60th freshman ever to start a game for the Lady Vols when she got the nod against Chattanooga on Nov. 15. She then proceeded to score 11 of Tennessee's first 19 points, including three treys in the first 6:21 of the contest. Behind her explosive effort on both the offensive and defensive ends, the Lady Vols jumped out to a 10-0 lead before two minutes even elapsed in the game.

## HANDLES AND NO HANDLES

First for the handles-- UT rookie Meighan Simmons had a big night off the bench for the Lady Vols in the season opener at Louisville. The Cibolo, Texas native dropped in 22 points in 31 minutes of action. She was a basket short of tying the Lady Vol rookie record for most points in an Orange & White debut. Freshman Semeka Randall tossed in 24 points against Mississippi in the season opener on Nov. 18, 1997, it was

the most points ever scored by a rookie in her debut at Tennessee. And now for the no handles -- the Tennessee Lady Vols had trouble hanging onto the basketball versus Louisville in the season opening game on Nov. 12. UT turned the ball over a ridiculous 29 times which resulted in 21 points for the Cardinals. Twenty-nine miscues only ties the ninth worst turnover performance in Lady Vol history. Texas forced Tennessee into 32 turnovers in the worst loss in Lady Vol history, a 91-60 defeat in Austin, Texas on Dec. 11, 1984.

## LOVE THE SELLOUTS!

The over capacity pre sold-out attendance in the first game ever at the brand new KFC Yum! Center was 22,124 -- the 19th largest crowd the Lady Vols have ever played in front of and the biggest in BIG EAST history. Last season, the Lady Vols played in two games which were announced as advance sellouts at Virginia and Middle Tennessee State. Overall, UT played in front of crowds of more than 10,000 fans in 19 games in 2009-10. In 2007-08, Tennessee's NCAA Championship marquee value helped in attracting five advance sellouts on the road.

## MAYBE THIS SEASON?

It's a fact that Tennessee has produced some of the greatest players ever in women's collegiate basketball. It's a little known fact that there has only been one double-figure rebounder in the history of the program -- Olympian and Kodak All-American Patricia Roberts. Roberts hauled in 14.2 rpg (467 total) in her only season as a Lady Vol in 1976-77. She also claimed scoring honors with 29.9 ppg (987 points) in her single season on The Hill. In 2006-07, Candace Parker came the closest to a double-figure rebounding average but had to settle for 9.8 rpg.

## COOL UNIS BY adidas

This season, adidas and the Tennessee men's and women's basketball teams are unveiling the lightest and most technologically advanced college basketball uniforms ever. Designed and developed by adidas, the uniforms are 30 percent lighter and dry twice as fast as previous uniforms to help enhance performance by keeping players cooler, drier and more comfortable on the court. "Our 2010-11 adidas uniforms are absolutely cutting-edge with the new breathable material," Lady Vols head coach Pat Summitt said. "They have a sleek look and are the lightest and most comfortable uniforms our team has ever worn. I like having the adidas advantage on the basketball court." The new Tennessee uniforms, made from 60 percent recycled materials, feature adidas' Formotion technology, which reduces seams, decreases friction between the garment and the player's skin and optimizes the player's natural movement through specially constructed material. adidas reduced uniform weight and increased player comfort by switching front and back numbers from heavier, dense materials to a more breathable mesh. The new Tennessee uniform absorbs moisture in less than three seconds as a result of adidas CLIMACOOL fabrics.

## LADY VOLS PLACE THREE ON NAISMITH

Three Tennessee Lady Vols were named to the 2010-11 Naismith preseason watch list, the Atlanta Tipoff Club announced on Nov. 9. Senior guard/forward Angie Bjorklund, redshirt junior center Kelley Cain and junior guard/forward Shekinna Stricklen made the 50-person list for the award given to the women's college player of the year. In 2009-10, Bjorklund was a unanimous choice to the First Team All-SEC by the league coaches and was also selected First Team All-SEC as chosen by the Associated Press. In addition, she was named the SEC Scholar-Athlete of the Year, was tabbed to the CoSIDA/ESPN The Magazine Academic All-America Team and earned Honorable Mention All-American from the Associated Press. Bjorklund led Tennessee in scoring at 13.9 ppg. Cain earned Associated Press First Team All-SEC honors, along with First Team All-SEC and All-Defensive Team accolades from league coaches after leading the SEC in blocked shots with 113 (3.4 bpg). She set a new Tennessee school record for blocks in a game with 12 against LSU on Feb. 22, 2010, and blocks in a season. Stricklen was named Second Team All-SEC by the conference coaches and the AP. She recorded only the second triple-double in Lady Vol history when she scored 17 points, grabbed 13 rebounds and dished out a career-best 12 assists against #14/15-ranked Oklahoma on Jan. 3, 2010, at Thompson-Boling Arena. The Morrilton, Ark., native was second on the team with 12.7 ppg, third with 6.1 rpg and boasted a team-high 3.9 apg. Candace Parker is the last Lady Vol to win the prestigious award, taking the honor in 2008. Tamika Catchings (2000) and Chamique Holdsclaw (1998, 1999) also captured the award.

## ANGIE B UP FOR LOWE'S SENIOR CLASS AWARD

Lady Vol senior Angie Bjorklund was selected as one of 30 candidates on Nov. 3 for the 2011 Lowe's Senior CLASS Award in women's hoops. An acronym for Celebrating Loyalty and Achievement for Staying in School®, the Lowe's Senior CLASS Award focuses on the total student-athlete and encourages students to use their platform in athletics to make a positive impact as leaders in their communities. To be eligible for the award, a student-athlete must be classified as an NCAA Division I senior and have notable achievements in four areas of excellence -- community, classroom, character and competition. Bjorklund is a three-time SEC Academic Honor Roll selection and was the SEC Scholar-Athlete of the Year for women's basketball in 2009-10. Additionally, the Spokane Valley, Wash., native was one of five members of the prestigious CoSIDA/ESPN Academic All-America Basketball First Team in 2010 while also earning CoSIDA. ESPN All-District IV First Team honors. A psychology ma-

# 2010-11 LADY VOL BASKETBALL ARCHIVED NOTES

lor, Bjorklund has a 3.74 GPA and is active in various community service efforts. Last May, she took a mission trip to Honduras for eight days. There, she visited a number of villages, children's hospitals, and orphanages where she brought toys, stuffed animals and food to the residents of the villages. On the court, Bjorklund has career averages of 11.4 ppg, 3.0 rpg and 2.2 apg. She was named SEC Freshman of the Year in 2007-08, earned All-SEC Second Team accolades in 2008-09 and was an All-SEC First Team selection in 2009-10.

## HEY! WE LOVE A HAPPY MEAL

The Tennessee Lady Vols lead the nation with the number of McDonald's High School All-Americans on their roster in 2010-11 with nine players. Tennessee's McDonald's All-Americans: Vicki Baugh, Angie Bjorklund, Alyssia Brewer, Kelley Cain, Glory Johnson, Alicia Manning, Meighan Simmons, Shekinna Stricklen and Taber Spani.

## ELITE COMPANY

When Coach Pat Summitt started freshman Taber Spani against Baylor last season, it marked only the 13th time in her coaching career that a freshman started her very first game at Tennessee. The list of opening day rookie starters: Taber Spani, 2009, Glory Johnson and Shekinna Stricklen, 2008, Angie Bjorklund, 2007, Candace Parker, 2005, Shyra Ely 2001, Ashley Robinson 2000, Gwen Jackson 1999, Kyra Elzy 1996, Chamique Holdsclaw 1995, Tiffani Johnson 1994, Bridgette Gordon and Sheila Frost 1985.

## THE NOD

Last season, Kamiko Williams, a 5-11 point guard from Clarksville, Tenn. (North-east HS), became the 59th rookie all-time to earn a starting assignment at Tennessee when she was in the starting line-up against Arkansas on Feb. 4, 2010. Earlier in the season, Williams' fellow rookie Taber Spani, became the 13th frosh to start her very first game at UT and the 58th rookie overall. In 2008-09, a record number of players – FIVE – were called on to start for the Lady Vols as rookies: Shekinna Stricklen (starter number 53), Glory Johnson (number 54), Briana Bass (55), Alicia Manning (56) and Kelley Cain (57) all earned starting assignments. Last season, a record number of players – FIVE – were called on to start for the Lady Vols as rookies... Shekinna Stricklen (starter number 53), Glory Johnson (number 54), Briana Bass (55), Alicia Manning (56) and Kelley Cain (57) all earned starting assignments becoming the 53rd-57th freshmen to earn the honor. Angie Bjorklund became the 52nd all-time Lady Vol to start during her freshman season – she started in 30 of 38 games. Previously, Cait McMahan earned a start at point guard versus Louisiana Tech during her freshman season. Prior to Cait's starting nod, then-redshirt freshman Candace Parker played and started in all 36 games her rookie season in 2005-06. A season earlier, Tennessee coach Pat Summitt liked what she saw out of the 2004-05 rookie class as two players earned starting nods during the season. Nicky Anosike played in all 35 games with 25 starting assignments and Alexis Hornbuckle played in all 35 games with 21 starts. This duo became the 48th and 49th rookies all-time to earn starting assignments at UT as rookies. The 2001-02 rookie class found three players earn a starting nod as Loree Moore, Shyra Ely and Brittany Jackson all started at some point in their rookie careers.

## OVER 500 GAMES VS. RANKED

Tennessee's game versus #12 Georgia on Feb. 16, 2006 was the Lady Vols' 500th all-time versus a ranked team since the inception of the polls in 1976. UT is an amazing 425-159 (.725) versus ranked teams.

## A LOOK AT ATTENDANCE

The Tennessee Lady Vols staying power with the home fans is evidenced by the huge numbers who have turned out for games in Knoxville since 1990. Tennessee has won the attendance challenge 15 out of the last 21 years.

## SEC COACHES TAB LADY VOLS

League coaches predicted the Tennessee Lady Vols to win the 2011 Southeastern Conference championship, the SEC office announced on Oct. 28. UT returns an intact squad after going 32-3 and winning both the 2010 SEC regular season and tournament championships last year. The Lady Vols received 121 points, while Kentucky followed with 108. Rounding out the league order of finish were: LSU (93), Georgia (88), Vanderbilt (88), Auburn (59), South Carolina (48), Alabama (43), Ole Miss (42), Florida (39), Arkansas (35) and Mississippi State (28). Lady Vol senior guard/forward Angie Bjorklund and junior guard Shekinna Stricklen were named to the preseason Coaches' All-SEC First Team, while junior posts Kelley Cain and Glory Johnson captured preseason Coaches' All-SEC Second Team accolades.

## FIRST TEAM ALL-SEC

Alli Smalley, Auburn; Porsha Phillips, Georgia; Victoria Dunlap, Kentucky; A'dia Mathies, Kentucky; LaSondra Barrett, LSU; *Angie Bjorklund, Tennessee; Shekinna Stricklen, Tennessee;* Jence Rhoads, Vanderbilt

## SECOND TEAM ALL-SEC

Tierney Jenkins, Alabama; C'eira Ricketts, Arkansas; Jasmine James, Georgia; Katherine Graham, LSU; Marah Strickland, South Carolina; *Kelley Cain, Tennessee; Glory Johnson, Tennessee;* Hannah Tuomi, Vanderbilt

## LADY VOLS PICKED #1 BY SEC MEDIA

Tennessee was predicted to win the 2011 Southeastern Conference women's basketball championship in a voting of a select panel of both SEC and national media members. They earned 15-of-17 first-place votes. Tennessee topped the order of finish with 202 points, with Kentucky (183), Vanderbilt (157), Georgia (150), LSU (147) and Auburn (120) rounding out the top half of the league. South Carolina (84), Arkansas (81), Alabama (65), and Ole Miss (47) were next with Mississippi State (45) and Florida (45) tied for last place. Lady Vol senior guard/forward Angie Bjorklund and junior guard Shekinna Stricklen were named to the preseason All-SEC First Team, while redshirt junior center Kelley Cain was a preseason All-SEC Second Team selection. Kentucky's Victoria Dunlap was the choice of the media for SEC Women's Basketball Player of the Year. The remaining votes were for Bjorklund (2) and Stricklen (2). *Preseason Media Poll* (First-Place Votes in Parentheses) **SEC Champion: Tennessee (15)**, Kentucky (1), Auburn (1).

## FIRST TEAM ALL-SEC

LaSondra Barrett, LSU; Victoria Dunlap, Kentucky; *Angie Bjorklund, Tennessee; Shekinna Stricklen, Tennessee;* Jence Rhoads, Vanderbilt

## SECOND TEAM ALL-SEC

Tierney Jenkins, Alabama; Alli Smalley, Auburn; Porsha Phillips, Georgia; A'dia Mathies, Kentucky; *Kelley Cain, Tennessee*

## LADY VOLS OWN ALL-TIME WINS MARK

Tennessee is the all-time wins leader in the NCAA with 1141 victories. The next closest program all-time in terms of wins is Louisiana Tech, which owns a 976-204 record. The Lady Vols boast a 1,140-255-2 (.817) all-time record.

## STAFFERS HAVE, BUT NEVER A PLAYER

No former Lady Vol who has joined the collegiate coaching ranks has ever beaten Head Coach Pat Summitt.

## SEASON HOME OPENERS UNDER SUMMITT

Over the last 37 years on opening day, the Lady Vols have won 34 times and lost just three contests -- all at home. Coach Pat Summitt lost her very first game as a college head coach -- a heartbreaking one-point decision at home in Alumni Gym to Mercer, 84-83, on Dec. 7, 1974. The next time UT lost an opening game was in Knoxville on Nov. 21, 1981, to #18-ranked Stephen F. Austin, 80-74, in Stokely Athletics Center. Most recently, UT fell in their opening contest of the 1999-2000 campaign dropping a 69-64 decision to #6-ranked Louisiana Tech on Nov. 14, 1999 in Thompson-Boling Arena. Until the loss to the Lady Techsters in 1999, the Lady Vols had won 18 consecutive season openers. Since the loss to La Tech, Summitt's teams have won 11-consecutive home openers in Thompson-Boling Arena.

## THIRD EARLIEST OPENER

The 63-50 win over Louisville on Nov. 12, 2010 was the third earliest date the Lady Vols have ever opened the season. Tennessee opened the 2002-03 season on Nov. 10, 2002, taking on #22/19-ranked Oklahoma and recording a 94-68 win.

## THREE TOP PLAYERS INK WITH UT

UT Coach Pat Summitt inked three players in the early signing period: Cierra Burdick, Isabelle Harrison and Ariel Massengale. "We are very excited to have signed this outstanding class of student-athletes to come to the Tennessee," said Summitt. "Individually and collectively, they are regarded as some of the top prospects in the nation. All three players will be an excellent fit and a complement to the players on our roster. Our coaching staff and team are thrilled that these talented young women will be wearing Tennessee Orange and White next season." A number of pollsters, who rate signing classes, gave Tennessee the nod for the nation's best recruiting class. Burdick and Massengale were early commits and Harrison joined the fold with a verbal on Oct. 28. The Lady Vols lose only two seniors after the 2010-11 season, starting guard Angie Bjorklund and reserve guard Sydney Smallbone but will have a seven-player senior class in 2011-12. The incoming class of three signees will shore up key needs on the coaches' wish list.

**CIERRA BURDICK, F, 6-2, MATTHEWS, N.C./ BUTLER H.S.** -- Cierra Burdick is considered to be the top forward and the consensus No. 3 overall player in the 2011 class...A versatile impact talent with all of the physical attributes to be a top scorer or rebounder...

**ISABELLE HARRISON, F, 6-3, NASHVILLE, TENN., HILLSBORO H.S.** -- Isabelle Harrison was considered as the consensus overall No. 19 recruit in the Class of 2011 after being ranked No. 13 by Blue Star Basketball, No. 19 by All-Star Girls Report and No. 29 by ESPN Hoopgurlz...She averaged 16.7 ppg and 11.1 rpg as a junior...Her sister, DeeDee, is a 6'3" redshirt sophomore middle blocker on the Lady Vol Volleyball team...

**ARIEL MASSENGALE, G, 5-6, BOLINGBROOK, ILL./BOLINGBROOK H.S.** -- Ariel Massengale is a high profile point guard who was an early commit to the Lady Vols... Considered the nation's best point guard in the 2011 class and the consensus fourth