



2015 AUBURN FOOTBALL

AUBURN ATHLETICS COMMUNICATIONS: 392 SOUTH DONAHUE DRIVE || AUBURN, AL 36830 || AUBURNTIGERS.COM || @AUBURNTIGERS

2015 SCHEDULE/RESULTS

2-1, 0-1 SEC

DATE OPPONENT

Sept. 5	vs. Louisville	W, 31-24	CBS
Sept. 12	JACKSONVILLE ST.	W/OT, 27-20	SECN
Sept. 19	at #13 LSU*	L, 21-45	CBS
Sept. 26	MISSISSIPPI ST.*	6:30 pm	ESPN2
Oct. 3	SAN JOSE' ST.	3 pm	SECN
Oct. 15	at Kentucky*	6 pm	ESPN
Oct. 24	at Arkansas*	TBA	TBA
Oct. 31	OLE MISS*	TBA	TBA
Nov. 7	at Texas A&M*	TBA	TBA
Nov. 14	GEORGIA*	TBA	TBA
Nov. 21	IDAHO	TBA	TBA
Nov. 28	ALABAMA*	TBA	TBA

All times Central - home games in **CAPS** - * SEC game

TV: ESPN2

- » **Play-by-Play** Mark Jones
- » **Analyst** Rod Gilmore
- » **Sideline Reporter** Quint Kessenich
- » **Online:** WatchESPN.com

RADIO: AUBURN IMG SPORTS NETWORK

- » **Play by Play** Rod Bramblett
- » **Analyst** Stan White
- » **Sideline** Quentin Riggins
- » **Locker Room** Andy Burcham
- » **Studio Host** Paul Ellen
- » **Local** 94.3 WGGZ FM
- » **Satellite** Sirius 83/XM 190
- » **Online:** AuburnTigers.com | Tunein.com

NATIONAL RADIO: TOUCHDOWN RADIO

- » **Play by Play** Taylor Zazour
- » **Analyst** Gino Torretta

SOCIAL: #WAREAGLE | #FASTPHYSICAL

- » Official Twitter @FootballAU

AUBURN ATHLETICS COMMUNICATIONS

KIRK SAMPSON Associate AD
 kirk@auburn.edu
 SHELLY POE Assistant AD/Primary Contact
 slp0019@auburn.edu
 TAYLOR BRYAN Asst. Director
 taylor.bryan@auburn.edu
 DAN FROEHLICH Assoc. Director
 danf@auburn.edu

Web AuburnTigers.com
 Twitter @FootballAU
 Office Phone (334) 844-9800



MISSISSIPPI STATE

Sept. 26, 2015 • 6:30 p.m. CT • ESPN2
 Auburn, Ala. • Jordan-Hare Stadium



VS.



Site Jordan-Hare Stadium (87,451)
 TV ESPN2
 Radio Auburn IMG Sports Network
 Live Stats AuburnTigers.com
 Twitter @FootballAU
 Series Record Auburn, 61-25-2
 In Auburn Auburn, 28-6
 Last Result Miss. St. 38, Auburn 23 (2014)

AUBURN
 Rankings RV AP/25 USA Today
 2015 Record 2-1, 0-1 (SEC)
 Head Coach Gus Malzahn
 Record at AU (Yrs.) 22-8 (3rd)

MISSISSIPPI STATE
 Rankings RV AP/RV USA Today
 2015 Record 2-1, 0-1 (SEC)
 Head Coach Dan Mullen
 Record at MSU (Yrs.) 48-32 (7th)

FOOTBALL HOSTS MISSISSIPPI STATE IN FIRST SEC HOME GAME

» Auburn begins SEC home play Saturday, September 26, hosting the Mississippi State Bulldogs in a 6:30 p.m. CT game at Jordan-Hare Stadium (87,451) in Auburn, Ala. ESPN2 will televise the contest.

The Mississippi State game will be the 11th consecutive sell-out at Jordan-Hare Stadium, a record string since the stadium expanded to its current capacity in 2004. Auburn announced a sell-out of all seats for the 2015 home season before the home opener. It will be Auburn's 18th straight regular-season game in front of a capacity crowd, back through the 2013 Georgia game.

The Tigers will be wearing commemorative helmet stickers for prostate cancer awareness Saturday in honor of retired SEC commissioner Mike Slive. Members of Auburn's 1957 national championship team will be recognized during pregame ceremonies, and the Academic Top Tigers (student-athletes with a 3.0 grade-point average) for 2014-15 will be saluted at halftime.

SERIES HISTORY

» The Tigers hold a 61-25-2 (.712) record all-time against Mississippi State and have won five of the last seven matchups against the Bulldogs.

Auburn has a 28-6 advantage in all games played at Auburn, a 12-6-1 lead in all games played at Starkville, and a 21-13-1 advantage in games played at neutral sites. Those include Birmingham, Ala. (AU leads 14-11-1); Columbus, Miss. (AU leads 1-0); Jackson, Miss. (AU leads 5-2); and Montgomery, Ala. (AU leads 1-0). Three of Auburn's last five games versus Mississippi State have come down to the final drive of the game.

KICKOFF COVERAGE

» Daniel Carlson has two of the 15 longest field goals in college football this season. His 56-yard field goal vs. Louisville is the second-longest in college football so far in 2015

» Peyton Barber is the 22nd Auburn player to rush for 100 yards in at least two straight games. An Auburn player has posted consecutive 100-yard games 45 times in the program's history

» With 736 all-time victories, Auburn is the 13th-winningest FBS football program in the nation and one of 18 teams with 700+ wins






» The Tigers have won a SEC title three times since 2004, tied for the most among SEC schools

» Senior captain Jonathan Wallace is one of 11 FBS student-athletes named to the 2015 Allstate AFCA Good Works Team for his commitment to community service

» Sixteen of senior Melvin Ray's 19 career receptions have gone for either a first down or a touchdown

» Kevin Phillips' 50.0-yd punt average at LSU (6/300) was the best for an Auburn punter since Daniel Carlson averaged 53.3 yards/punt (3/160) against Arkansas in the 2014 season opener

» Against LSU, Auburn had three defenders with double-figure tackles (Kris Frost 10, Tré Williams 10, Johnathan Ford 10) for the first time since 2012

	vs. Louisville Sept. 5 Atlanta, Ga. W, 31-24 CBS	31-24 Chick-fil-A Kickoff win ... Ricardo Louis with receiving (33), rushing (8) TDs ... Peyton Barber career-best 115 yds rushing ... Justin Garrett 82-yd fumble return TD ... Tray Matthews 35-yd interception ... Daniel Carlson career-long 56-yd FG ... Johnathan Ford 12 tackles ... Muschamp defense with 4 sacks, 9 TFL in debut
	vs. Jacksonville St. Sept. 12 Auburn, Ala. W, 27-20 (OT) SECN	2015 home opener and debut of college football's largest video board ... Peyton Barber 125 yards rushing and game-winning TD run in OT ... Ricardo Louis 10 catches for 76 yards ... Cassanova McKinzy (13, 3 TFL), Johnathan Ford (12, INT) leading tacklers ... Melvin Ray, Roc Thomas with TD catches from Jeremy Johnson
	at LSU Sept. 19 Baton Rouge, La. L, 21-45 CBS	Auburn's SEC opener for 2015 ... Jeremy Johnson TD throws to D'haquille Williams (10 yds), Melvin Ray (9 yds) ... Johnson with a 65-yd TD run ... Kevin Phillips with four punts of 50+ yards ... double-figure tackle efforts from Kris Frost (10), Tré Williams (10), Johnathan Ford (10) ... Kerryon Johnson 129 all-purpose yards
	vs. Mississippi St. Sept. 26 Auburn, Ala. 6:30 p.m. ESPN2	1957 national champions to be honored ... SEC home opener ...
	vs. San Jose' St. Oct. 3 Auburn, Ala. 3 p.m. SECN	Homecoming ...
	at Kentucky Oct. 15 Lexington, Ky. 6 p.m. ESPN	
	at Arkansas Oct. 24 Fayetteville, Ark. TBA	
	vs. Ole Miss Oct. 31 Auburn, Ala. TBA	
	at Texas A&M Nov. 7 College Station, Texas TBA	
	vs. Georgia Nov. 14 Auburn, Ala. TBA	
	vs. Idaho Nov. 21 Auburn, Ala. TBA	
	vs. Alabama Nov. 28 Auburn, Ala. TBA	



STUDENT-ATHLETE EXPERIENCE: ACADEMICS

THE GRADUATES

- » Six players on the 2015 Auburn roster have already received bachelor's degrees.
- Shon Coleman (public administration; 5/2014)
- Devonte Danzey (public administration; 12/2014)
- Justin Garrett (interdisciplinary studies; 12/2014)
- Keymiya Harrell (public administration; 12/2014)
- Alex Kozan (finance; 5/2015)
- Blake Countess (sport manage./Michigan; 5/2015)

» Five of those are working toward graduate degrees in adult education, while Kozan is pursuing an MBA. There are only nine non-seniors in college football who will be playing this season with a bachelor's degree, two of them Auburn juniors Coleman and Kozan. The others:

- » Garrett Adcock (New Mexico, OL, Biology); Tyler Compton (Old Dominion, OL, Mathematics); Colin McElroy (Old Dominion, QB, Economics); Nate Peterman (Pitt, QB, Communications); J.J. Prince (Purdue, OL, Economics); Connor Brewer (Virginia, QB, Communications); and Albert Reid (Virginia, TB, Criminology).

SEC HONOR ROLL

» There were 31 Auburn representatives on the SEC Academic Honor Roll for the 2014 season, including current team members Peyton Barber, Alec Brown, Daniel Carlson, Shon Coleman, Aaron Garrison, Gray King, Alex Kozan, Chris Laye, Damian Lewis, Duncan McKinney, Tyler Stovall, Tucker Tuberville and Jonathan Wallace. Team members had a 3.0 GPA for the previous school year or a cumulative 3.0 GPA or higher.

ACADEMIC TOP TIGERS

» The Academic Top Tiger program recognizes Auburn student-athletes who post a 3.0 GPA or higher in either semester of a school year. The 2014-15 list recognized 42 members of the football team, including Tré Williams, Andrew Williams, Sean White, Jonathan Wallace, Tucker Tuberville, Keenan Sweeney, Tyler Stovall, Braden Smith, Josh Shockley, Dontavius Russell, Nick Ruffin, Ike Powell, Kamryn Pettway, Jonathan Parslow, Duncan McKinney, Tray Matthews, Damian Lewis, Chris Laye, Alex Kozan, Gray King, Raashed Kennion, Austin Golson, Aaron Garrison, Deshaun Davis, Daniel Carlson, Jack Bjork and Peyton Barber from the current squad.

SEC FIRST-YEAR ACADEMIC HONOR ROLL

» Auburn football had nine representatives on the 2014-15 SEC First-Year Academic Honor Roll, recognizing freshmen and transfer student-athletes with a cumulative 3.0 GPA or higher. Current team members honored included Austin Golson, Kamryn Pettway, Ike Powell, Dontavius Russell, Josh Shockley, Braden Smith, Keenan Sweeney and Tré Williams.

SEC NUMBERS

» In SEC action all-time, Auburn holds a 302-236-18 overall record. In SEC games played in Auburn, the Tigers are 125-52-6 all-time. In all SEC games played away from Auburn, the Tigers are 177-184-12 overall.

IN SEPTEMBER

» Auburn holds a 163-53-5 (.750) all-time record in games played during the month of September, and has won 38 of its last 48 September matchups. The Tigers are 100-18-1 (.844) all-time at home in September, and 63-35-4 (.640) in games on the road during that month.

ON THE RUN

» Auburn has produced a 100-yard rusher in 24 of 30 games under head coach Gus Malzahn.

Six different Tigers have rushed for 100 yards in a game under Malzahn (32 100-yard rushing performances). Auburn's record with a 100-yard rusher during the Malzahn era is 18-5.

» With his 115-yard rushing performance against Louisville, sophomore Peyton Barber became the 62nd player in Auburn history to rush for 100 yards in a game. Barber carried the ball 24 times versus Louisville; previously, he showed 10 carries for 54 yards in six games.

» Barber followed that up with 125 yards rushing vs. Jacksonville State, including the game-winning 4-yard TD run in overtime.

He is the 22nd Auburn player who has rushed for 100 yards in at least two straight games. An Auburn player has posted consecutive 100-yard games 45 times in the program's history

BARBER BY THE HALF

	Att	Yds	Avg	TD
1st	21	88	4.19	0
2nd/OT	33	186	5.64	1

» Auburn has produced the SEC's leading rusher each of the last two seasons:

- 2013 Tre Mason 129.7 ypg (2013)
- 2014 Cameron Artis-Payne 123.7 ypg

» Only two times since 1948 has a school produced the SEC's leading rushing three consecutive years: Auburn (1954-56) and Georgia (1980-82)

» Auburn is among five schools with at least one 1,000-yard rusher per season from 2009-14, along with Wisconsin (10), Oregon (8), Auburn (7), Boise State (6), and Nebraska (6).

The Tigers' 1,000-yard rushers during that string: Ben Tate (2009), Cam Newton (2010), Michael Dyer (2010 and 2011), Tre Mason (2012 and 2013), Nick Marshall (2013) and Cameron Artis-Payne (2014).

STARTING QB JEREMY JOHNSON

» Junior QB Jeremy Johnson, the first Auburn QB to start back-to-back season openers since Chris Todd (2008-09), has thrown at least one TD pass in each of his five career starts.

» His 13 career TD passes have been to eight different receivers: Melvin Ray (3), Ricardo Louis (2), D'haquille Williams (2), Sammie Coates (2), Quan Bray, Jay Prosch, Tony Stevens, Roc Thomas and C.J. Uzomah.

» Johnson topped the 1,000-yard career passing mark vs. Jacksonville State. For his career, Johnson has completed 92-150 passes for 1,331 yards with 14 TDs and 8 INTs.

» His 65-yard TD run at LSU is the third longest by a QB vs. an FBS opponent this season

JOHNSON CAREER BY THE DOWN

- 1st: 36-47, 446 yds, 6 TD, 2 INT, 189.92 QBR
- 2nd: 41-61, 559 yds, 4 TD, 4 INT, 152.71 QBR
- 3rd: 23-40, 326 yds, 4 TD, 2 INT, 148.96 QBR
- 4th: 0-2

AUBURN BY THE NUMBERS

Category	2015	Under Malzahn
Record	2-1	22-8
SEC	0-1	11-6
West	0-1	8-5
East	0-0	3-1
Non-Conf	2-0	10-2
Home	1-0	15-1
Away	0-1	5-5
Neutral	1-0	2-2
Day	2-1	10-4
Night	0-0	12-4
TV Games	2-1	21-8
ABC	0-0	0-0
CBS	1-1	5-3
ESPN	0-0	4-4
ESPN2	0-0	3-1
ESPNU	0-0	3-0
FSN	0-0	2-0
SEC Network	1-0	4-0

Scoring first	2-0	16-1
Opp scoring first	0-1	6-7
Leading at half	1-0	16-3
Trailing at half	1-1	4-5
Tied at half	0-0	2-0
Leading after 3Q	2-0	18-2
Trailing after 3Q	0-1	2-6
Tied after 3Q	0-0	2-0
Overtime Games	1-0	1-1

Scoring <20 pts	0-0	0-1
Scoring 20+ pts	2-1	22-7
Scoring 30+ pts	1-0	19-4
Scoring 40+ pts	0-0	11-1
Allowing <20 pts	0-0	9-0
Allowing 20+ pts	2-1	14-8
Allowing 30+ pts	0-1	5-8

Rushing for <100 yds	0-0	0-0
Rushing for 100+ yds	2-1	22-8
Rushing for 200+ yds	0-0	18-5
Rushing for 300+ yds	0-0	10-1
Passing for 200+ yds	1-0	11-6
Passing for 300+ yds	0-0	1-1

Totaling <300 yds	0-1	0-2
Totaling 300+ yds	2-0	22-6
Totaling 400+ yds	1-0	15-6
Totaling 500+ yds	0-0	9-2
Allowing <100 yds	0-0	0-0
Allowing <300 yds	0-0	5-0
Allowing 300+ yds	2-1	17-8

Having 100-yd rusher	2-0	19-5
Having 2 100-yd rushers	0-0	8-0
Having 100-yd receiver	0-0	8-3
Opp 100-yd rusher	1-1	6-6
Opp 100-yd receiver	1-0	8-4

No turnovers	0-0	3-1
<3 turnovers	0-1	19-4
3+ turnovers	2-0	3-4
No takeaways	0-1	3-2
<3 takeaways	2-0	17-4
3+ takeaways	0-0	5-3
30:00+ possession	0-0	9-4
<30:00 possession	2-1	13-4

LARGEST VIDEO BOARD IN COLLEGE FOOTBALL

» Jordan-Hare Stadium is now home to the nation's largest video board, which made its debut September 12 when the Tigers hosted Jacksonville State.
 » The video structure is 200 feet wide and 105 feet tall, while the board itself ranges 190x57 feet and 10.830 square feet. The cost of the project is \$13.9 million.



NATIONAL POLLS

ASSOCIATED PRESS POLL (Sept. 20)

Rk.	School	Record	Points
1.	Ohio State	3-0	1,523
2.	Michigan State	3-0	1,423
3.	Ole Miss	3-0	1,366
4.	TCU	3-0	1,354
5.	Baylor	2-0	1,240
6.	Notre Dame	3-0	1,146
7.	Georgia	3-0	1,031
8.	LSU	2-0	1,012
9.	UCLA	3-0	973
10.	Florida State	3-0	928
11.	Clemson	3-0	926
12.	Alabama	2-1	833
13.	Oregon	2-1	787
14.	Texas A&M	3-0	716
15.	Oklahoma	3-0	713
16.	Arizona	3-0	705
17.	Northwestern	3-0	703
18.	Utah	3-0	519
19.	Southern Cal	2-1	349
20.	Georgia Tech	2-1	342
21.	Stanford	2-1	290
22.	Wisconsin	2-1	264
23.	BYU	2-1	170
24.	Oklahoma State	3-0	158
25.	Missouri	3-0	48

Also receiving votes: **Mississippi St. 52**, West Virginia 48, Tennessee 45, California 38, Toledo 36, Arizona St. 25, Houston 22, **AUBURN 20**, Temple 20, Texas Tech 20, Boise St. 17, Miami 13, Iowa 10, Kansas St. 8, Florida 7, North Carolina State 5, Minnesota 4, Virginia Tech 4, Memphis 1

USA TODAY COACHES POLL (Sept. 20)

Rk.	School	Record	Points
1.	Ohio State	3-0	1,594
2.	TCU	3-0	1,482
3.	Michigan State	3-0	1,477
4.	Baylor	2-0	1,364
5.	Ole Miss	3-0	1,292
6.	Georgia	3-0	1,262
7.	Florida State	3-0	1,119
8.	Notre Dame	3-0	1,109
9.	LSU	2-0	1,085
10.	Clemson	3-0	1,022
11.	UCLA	3-0	968
12.	Alabama	2-1	883
13.	Oregon	2-1	885
14.	Oklahoma	3-0	790
15.	Texas A&M	3-0	745
16.	Arizona	3-0	605
17.	Utah	3-0	501
18.	Southern Cal	2-1	461
19.	Northwestern	3-0	347
20.	Georgia Tech	2-1	338
21.	Wisconsin	2-1	274
22.	Oklahoma State	3-0	242
23.	Missouri	3-0	234
24.	Stanford	2-1	133
25.	AUBURN	2-1	79

Also receiving votes: West Virginia 75; BYU 74; Miami (Fla.) 58; Tennessee 49; Kansas State 47; **Mississippi State 46**; Texas Tech 36; Arizona State 31; Florida 24; California 20; North Carolina State 15; Temple 15; Iowa 13; Memphis 8; Boise State 8; Minnesota 6; Houston 4; Virginia Tech 4; Northern Illinois 3; Toledo 2; Boston College 1

RICARDO LOUIS

» Senior Ricardo Louis has 66 career catches for 754 yards and six career TD catches, along with 450 rushing yards and two rushing TD.

» Louis has caught a pass in 19 consecutive games played, back to the 2013 Georgia game.

» Against Louisville, Louis scored on a 33-yard pass from Jeremy Johnson and also scored on an 8-yard run -- the first Auburn player to score a receiving and a rushing TD in the same game since Tre Mason against Florida State in the BCS Championship game in 2013, and the first Auburn receiver to do so since Ben Obomanu vs. Alabama in 2005.

It was Louis' first career game scoring multiple touchdowns, and the second time he caught a TD pass in consecutive games.

» Louis' career-best 10 receptions vs. Jacksonville State were the most by an Auburn player since Emory Blake (10) vs. Arkansas in 2012. Louis is tied for the fourth-best single game performance in Auburn history, and only the eighth player in Auburn history with 10 or more receptions in a game.

» He was the first Auburn receiver in program history to rush for more than 100 yards with a 102-yard effort against South Carolina in 2014.

» Louis' most famous score is the 2013 "Prayer In Jordan-Hare," where he caught a tipped pass from Nick Marshall on 4th-and-18 for a 73-yard touchdown that won the Georgia game with 0:25 remaining in the contest.

MELVIN RAY

» Senior Melvin Ray has caught 19 career passes for 350 yards and four touchdowns. Sixteen of his 19 career catches have gone for either a first down or a touchdown.

» His 10-yard TD reception from Jeremy Johnson vs. Jacksonville State tied that game with just 1:22 remaining in regulation. He had a nine-yard TD catch from Johnson at LSU.

The other two career scores were a 50-yarder from Nick Marshall in the BCS Championship in 2013 and a 49-yard strike from Johnson in the 2014 season opener against Arkansas.

D'HAQUILLE WILLIAMS

» Junior college product D'haquille "Duke" Williams now shows 52 receptions for 811 yards (15.6 yds/catch) and six TD in his two-year Auburn career.

» His 100-yard receiving games last season:

- vs. Arkansas, 9/154 yds, 1 TD
- at Alabama, 7/121 yds
- at Kansas State, 8/110, 1 TD
- at Mississippi St., 6/108 yds, 2 TD

WHEN SCORING 20+ AND 30+

» Since 2001, Auburn is 110-20 (.852) when scoring 20 or more points in a game. Dating back to 1993, Auburn is 166-28-1 (.857) when scoring 20 or more points.

In its history, Auburn is now 313-8 (.975) when scoring at least 30 points.

FIRST-TIME TIGERS

» Thus far, 10 true freshmen have made their Auburn debut, including nine in the Louisville game: Montavious Atkinson, Byron Cowart, Chandler Cox, Carlton Davis, Jeremiah Dinson, Jeff Holland, Tim Irvin, Kerryon Johnson and Darrell Williams. Cox and Irvin were the first AU true freshmen to start a season opener since Reese Dismukes in 2011; the last Auburn true freshman to start on defense was Daren Bates in 2009. Jalen Harris saw his first action vs. Jacksonville State.

» Redshirt freshmen seeing their first action this season include Deshaun Davis, Kamryn Pettway, Dontavious Russell, Josh Shockley and Andrew Williams.

» Auburn had seven other players appearing in the Orange and Blue for the first time vs. Louisville: Blake Countess, Austin Golson, Tray Matthews, Kevin Phillips, Jovon Robinson, Jason Smith and Maurice Swain.

» First-time starters for Auburn in the Louisville game: Blake Countess, Chandler Cox, Austin Golson, Tim Irvin, Carl Lawson, Tray Matthews and Dontavious Russell.

First-time starters vs. Jacksonville State were Peyton Barber, Nick Ruffin, Raashed Kennion.

First-time starters at LSU were Maurice Swain and Cameron Toney.

TOTAL OFFENSE QTRS UNDER MALZAHN

» Auburn has gained at least 200 yards of total offense in a quarter 10 times in 30 games under Gus Malzahn (four times last season). Seven of those quarters were vs. SEC teams.

	Opponent	Yds	Qtr
2014	LSU	247	1
2014	Alabama	242	2
2014	San José State	224	1
2014	Arkansas	228	1
2013	Western Carolina	229	2
2013	Texas A&M	242	1
2013	Texas A&M	227	4
2013	Florida Atlantic	244	2
2013	Tennessee	211	2
2013	Missouri	220	3

FIRST DOWNS

» Auburn has had 20 or more first downs in 22 of its last 25 games. In 30 games under Gus Malzahn as head coach, Auburn has gained 20 or more first downs in a game 25 times.

In 14 of its last 25 games, Auburn has gained at least 25 first downs. In 2014, the Tigers averaged 24.2 first downs per game; under Gus Malzahn as head coach, Auburn has averaged 23.6 first downs.

WELCOME WILL MUSCHAMP

» In 12 years as a defensive coordinator or head coach (at LSU, Auburn, Texas and Florida), Will Muschamp has led a defense that finished among the NCAA top 10 in total defense 10 times.

Muschamp's defense has finished in top 20 nationally in scoring defense 10 times in 12 years as a defensive coordinator or head coach.

» In five years as an SEC defensive coordinator, Muschamp has led a defense that has finished in the top 10 nationally in total defense four times.

» During Muschamp's first tenure as Auburn defensive coordinator (2006-07), AU allowed only 15.4 pts/gm (third nationally), 124.4 rush ypg, 170.7 pass ypg and 295.1 total ypg.

» In eight years as an FBS defensive coordinator, Muschamp's defense has allowed fewer than 20 points per game in seven seasons. In four of his eight years as an FBS defensive coordinator, Muschamp's defense has held opponents to less than 100 rushing yards per game.

INTERCEPTORS

» Tray Matthews opened the Louisville game with a 35-yard interception return on the first play from scrimmage. It was the first interception on an opening drive by Auburn since the 2013 Arkansas game (11/2/13).

» Johnathan Ford recorded an interception in the Jacksonville State game, the fourth pick of his career.

» The Auburn defense has 37 interceptions in 30 games (1.23/gm) since the beginning of the 2013 season. Prior to that, the Tigers had 34 interceptions in 49 games dating back to the final 10 games of 2009.

CAREER INT ON CURRENT SQUAD:

- 6: Jonathan Jones; Blake Countess **
- 4: Johnathan Ford
- 2: Cassanova McKinzy, Tray Matthews#
- 1: Joshua Holsey, Montravius Adams, Kris Frost

**at Michigan #one at Georgia

» Jonathan Jones ranked 13th nationally in interceptions per game (0.5; 6 total) and eighth in passes defended per game (1.4; 11 PBU total) last season as a junior, earning second team all-SEC honors.

Heading into the 2015 campaign, Jones is a preseason All-America candidate and is on the watch lists for the Lott IMPACT Trophy, Jim Thorpe Award, Bronko Nagurski Trophy and the Senior Bowl.

Jones is one of 30 semifinalists for the Senior CLASS Award, an acronym for Celebrating Loyalty and Achievement for Staying in School. The award is for college seniors who are utilizing their complete athletic eligibility, remaining committed to their university and pursuing the many rewards a senior season can bring. Ten finalists will be selected mid-season, with the winner being announced in January.

» With 22 interceptions last season, Auburn ranked fifth nationally and far surpassed its interception total from 2013 (13). The best-ever Auburn seasons for interceptions: **34** (1969); **25** (1968); **24** (1970); **22** (1972, 1986, 1987, 1994, 1996, **2014**); **21** (1960, 2002).

The Tigers ranked first in the SEC and fifth nationally behind Louisville (26), TCU (26), Louisiana Tech (26) and Ohio State (25).

SEC STANDINGS

WEST STANDINGS

	SEC	Pct.	Overall	Pct.
LSU	2-0	1.000	2-0	1.000
Ole Miss	1-0	1.000	3-0	1.000
Texas A&M	0-0	.000	3-0	1.000
Auburn	0-1	.000	2-1	.667
Alabama	0-1	.000	2-1	.667
Mississippi State	0-1	.000	2-1	.667
Arkansas	0-0	.000	1-2	.333

EAST STANDINGS

	SEC	Pct.	Overall	Pct.
Georgia	2-0	1.000	3-0	1.000
Florida	1-0	1.000	3-0	1.000
Kentucky	1-1	.500	2-1	.667
Missouri	0-0	.000	3-0	1.000
Tennessee	0-0	.000	2-1	.667
Vanderbilt	0-1	.000	1-2	.333
South Carolina	0-2	.000	1-2	.333

SEC Games of Saturday, September 26

- Mississippi State at Auburn
- Southern at Georgia
- UCF at South Carolina
- LSU at Syracuse
- Tennessee at Florida
- ULM at Alabama
- Texas A&M vs. Arkansas (Arlington, TX)
- Missouri at Kentucky

SEC Results of Saturday, September 19

- LSU 45, Auburn 21
- Missouri 9, UConn 6
- Texas A&M 44, Nevada 27
- Mississippi State 62, Northwestern State 13
- Vanderbilt 47, Austin Peay 7
- Georgia 52, South Carolina 20
- Texas Tech 35, Arkansas 24
- Tennessee 55, Western Carolina 10
- Florida 14, Kentucky 9
- Ole Miss 43, Alabama 37

STUDENT-ATHLETE EXPERIENCE: WELLNESS KITCHEN

» Auburn's Wellness Kitchen offers all-you-care-to-eat dining, featuring various action stations, a pizza oven, a carving station, a hot line with fresh meats and vegetables, a salad bar and a smoothie station.



SEC HONORS

Daniel Carlson
Special Teams Player of Week (Louisville)

TIGERS IN THE NFL

Name	Pos.	Team
Cameron Artis-Payne	RB	Carolina Panthers
Daren Bates	LB	St. Louis Rams
Angelo Blackson	DL	Tennessee Titans
Josh Bynes	LB	Detroit Lions
Sammie Coates	WR	Pittsburgh Steelers
Karlos Dansby	LB	Cleveland Browns
Chris Davis (IR)	DB	San Diego Chargers
King Dunlap	OL	San Diego Chargers
Nick Fairley	DT	St. Louis Rams
Dee Ford	DE	Kansas City Chiefs
Corey Grant	RB	Jacksonville Jaguars
Tyronne Green (IR)	OL	Carolina Panthers
Ben Grubbs	OL	Kansas City Chiefs
Josh Harris	LS	Atlanta Falcons
Corey Lemonier	LB	San Francisco 49ers
Sen'Derrick Marks	DT	Jacksonville Jaguars
Nick Marshall	DB	Jacksonville Jaguars
Tre Mason	RB	St. Louis Rams
Cam Newton	QB	Carolina Panthers
Cody Parkey	K	Philadelphia Eagles
Jeraud Powers	DB	Arizona Cardinals
Jay Prosch	FB	Houston Texans
Jeremiah Ratliff	DT	Chicago Bears
Greg Robinson	OL	St. Louis Rams
Pat Sims	DT	Cincinnati Bengals
Chad Slade (IR)	OL	Houston Texans
Robenson Therezie	DB	Atlanta Falcons
Neiko Thorpe	DB	Oakland Raiders
C.J. Uzomah	TE	Cincinnati Bengals
Gabe Wright	DL	Detroit Lions

» Auburn has 30 players on NFL rosters at the start of the 2015 regular season, representing 17 different NFL teams.

» Five more former Tigers are on NFL practice squads: Quan Bray (Indianapolis); Brandon King (New England); Patrick Miller (Jacksonville); Trovon Reed (St. Louis); Jermaine Whitehead (San Francisco).

» Auburn had 43 players in NFL preseason camps in 2015, representing 22 different NFL teams.

» Auburn has had 29 players taken in the first round and four No. 1 overall draft picks: Cam Newton (Carolina, '11), Aundray Bruce (Atlanta, '88), Bo Jackson (Tampa, '86) & Tucker Frederickson (NY Giants, '65).

» At least one former Tiger has been selected to 16 of the last 17 Pro Bowls. Auburn has had at least one former player in eight of the last 11 Super Bowls.

TOP TACKLERS

» Three Auburn players recorded 10 tackles each in the LSU game: Kris Frost, Johnathan Ford and Tré Williams (career high). The last time three Auburn defenders had 10+ tackles in a game was against ULM in 2012: Daren Bates (14), Demetruce McNeal (11), Jake Holland (10).

» Ford now shows 132 career tackles, the third member of the 2015 team with more than 100 career stops, along with seniors Cassanova McKinzy (217) and Frost (177).

» Ford led Auburn with 12 tackles in the win over Louisville and added 12 more stops against Jacksonville State and 10 at LSU, giving him four career double-figure tackle games.

The last Auburn player with 10+ tackles in three straight games was Demetruce McNeal in 2012 at Vanderbilt (12), vs. Texas A&M (10) and vs. New Mexico State (10).

» Linebacker Cassanova McKinzy led Auburn with 13 tackles against Jacksonville State, his sixth career double-figure game, and sacked JSU's QB Eli Jenkins for a 16-yard loss on 3rd-and-goal in overtime.

» Auburn had seven double-figure tackle efforts last season, all by current players:

- 14 Kris Frost (South Carolina)
- 13 Kris Frost (Samford)
- 12 Johnathan Ford (Ole Miss)
- 12 Cassanova McKinzy (Texas A&M)
- 12 Kris Frost (Wisconsin)
- 11 Joshua Holsey (Kansas State)
- 10 Cassanova McKinzy (San José State)

KICKER DANIEL CARLSON

» Sophomore placekicker Daniel Carlson's 56-yard field goal vs. Louisville, a Chick-fil-A Kickoff Game record, **is the second-longest kick in college football this season.** It was a career long for the sophomore; his previous long was 51 yards vs. Wisconsin last year.

The 56-yarder was the longest by an Auburn kicker since 2003 (57 yds, Philip Yost vs. Western Kentucky) and ties John Riley (at Tennessee, 1969) for the third-longest FG in Auburn history.

That kick tied for the 13th longest in SEC history and was the longest in the SEC since Marshall Morgan of Georgia's 56-yarder in 2013.

» Carlson is 2-2 on career FG of at least 50 yards, making a 51-yarder in the Outback Bowl and a 56-yarder (one yard short of the Auburn record) in the season opener vs. Louisville.

He is the just the third AU kicker with FGs of 50+ yards in back-to-back games, along with John Riley (1969; Tennessee/56, Kentucky/54) and John Vaughn (Washington State/52, Miss State/55). In 1987, Win Lyle had FGs of 55 and 52 yards in a game vs. Tennessee.

» Carlson has made 67 consecutive PAT kicks, the fifth longest such string in Auburn history.

Auburn's All-Time Consecutive PAT Streaks

- 1. Damon Duval (1999-2002) 125
- 2. Wes Byrum (2008-10) 111
- 3. John Vaughn (2004-06) 110
- 4. Cody Parkey (2011-13) 89
- 5. **Daniel Carlson (2014-present) 67**
- 6. Scott Etheridge (1992-93) 65
- 7. Chris Knapp (1985-86) 59
- 8. Al Del Greco (1980-82) 55
- Al Del Greco (1982-83) 55
- 10. John Vaughn (2003-04) 52

Last season, Carlson was 57-57 on PAT attempts -- third among Auburn single-season leaders for FG made and the best 100% season in AU history. Carlson was second in Auburn single-season kick scoring with 111 points, tied with Cody Parkey (2013) and his 18 made field goals were third best in a season at Auburn.

» This season, 12 of Carlson's 14 kickoffs have gone for touchbacks, the second best percentage (85.7%) nationally. For his career, 62 of 95 kickoffs (65.3%) have been touchbacks.

» Carlson has scored 123 points (21-27 FG, 67-67 PAT) during his two-year career.

PUNTER KEVIN PHILLIPS

» Junior college transfer Kevin Phillips' 50.0 yd/punt average at LSU (6/300) was the best for an Auburn punter since Daniel Carlson averaged 53.3 yds/punt (3/160) against Arkansas in the 2014 season opener.

» Phillips' 56-yard punt at LSU was a career long, and the longest Auburn punt since the 2014 season opener vs. Arkansas, when Daniel Carlson had a 62-yarder.

» With four punts of 50+ yards at LSU, Phillips had the most 50-yard punts in a game for Auburn since the school record of five 50+ yard punts by Skip Johnston vs. Florida (53.2 avg) in 1978.

MORE FROM THE LSU GAME...

» Jeremy Johnson's 65-yard touchdown run was the longest rush of his career; Auburn's longest run this season; the longest TD run by an Auburn QB since a 71-yard run by Cam Newton vs. Arkansas State in 2010; and the fifth-longest TD run by a QB in Auburn history.

» Kerryon Johnson's kickoff returns of 40, 30 and 28 yards added to the true freshman's team-best 129 all-purpose yards.

» Seven different Auburn receivers caught at least one pass at LSU, tying a season high.

» Marcus Davis' 27-yard punt return was Auburn's longest of the season and the longest of Davis' career.

» Auburn was ranked 30 consecutive weeks in the AP Top 25 prior to the loss at LSU, the fifth longest string in school history.

ONE-SCORE GAMES

» Coach Gus Malzahn is 14-3 in one-score games as a college head coach (11-3 at Auburn).

2-0 in 2015: W, 31-25 vs. Louisville; W, 27-20 (OT) vs. Jacksonville State

3-2 in 2014: W, 20-14 at No. 20 Kansas State; W, 42-35 vs. South Carolina; W, 35-31 at No. 7 Ole Miss; L, 38-41 vs. Texas A&M; L, 31-34 (OT) vs. Wisconsin

6-1 in 2013: W, 31-24 vs. Washington State; W, 24-20 vs. Mississippi State; W, 30-22 vs. No. 24 Ole Miss; W, 45-41 at No. 7 Texas A&M; W, 43-38 vs. No. 25 Georgia; W, 34-28 vs. No. 1 Alabama; L, 31-34 vs. No. 1 Florida State

3-0 at Arkansas State (2012): W, 33-28 vs. Memphis; W, 36-29 vs. South Alabama; W, 41-34 at Troy

NCAA RANKINGS

» **Team rankings:**

- Kick Returns: 21st (27.00)
- Red Zone Defense: 32nd (.750)
- Net Punting: 32nd (40.55)
- Pass Defense: 32nd (172.7)
- Pass Eff Defense: 35th (108.72)
- Punt Returns: 40th (12.50)
- Interceptions: 72nd (2)
- Rush Offense: 78th (171.7)
- Scoring Offense: 88th (26.3)
- Red Zone Offense: 50th (.875)
- Pass Eff Offense: 92nd (121.16)
- Scoring Defense: 92nd (29.7)
- Total Defense: 100th (442.7)
- Pass Offense: 112th (157.7)
- Total Offense: 113th (329.3)
- TO Margin: 116th (-1.67)
- Rush Defense: 123rd (270.0)

» **Individual rankings:**

- 1st: Daniel Carlson FG% (1.000)
- 9th: Johnathan Ford Total Tackles (11.3)
- 12th: Kevin Phillips Punt Avg. (46.3)
- 22nd: Johnathan Ford Solo Tackles (6.3)

NON-CONFERENCE GAMES

» The Tigers now have a 27-game home non-conference winning streak. Auburn's last home non-conference loss was a 26-23 OT defeat to South Florida in 2007.

» Overall, Auburn has won 13 consecutive regular season games against non-conference competition since a 26-19 loss to No. 14 Clemson in the 2012 season opener.

» Auburn's all-time regular season record in non-conference play since SEC action began in 1933 is 240-67-6.

AVERAGE PER DOWN

» Here's a breakdown of the 2015 Auburn offense's productivity on first, second, third and fourth down, in terms of the plays run, yards gained and average gain:

- 1st:** 86 att, 420 yds, 4.9 avg
- 2nd:** 69 att, 442 yds, 6.4 avg
- 3rd:** 32 att, 72 yds, 2.3 avg
- 4th:** 2 att, 8 yds, 4.0 avg

» Auburn's offensive TDs have come three times on first down (1 rush, 2 pass) and three times on second down (2 rush, 1 pass).

WALLACE ON GOOD WORKS TEAM

» Senior captain Jonathan Wallace is one of 11 FBS student-athletes named to the 2015 Allstate AFCA Good Works Team, for his commitment to community service on campus and in his hometown of Phenix City, Ala.

Since being established in 1992, the Allstate AFCA Good Works Team has highlighted the importance of community service and volunteerism. Fans can vote for the 2015 captain at ESPN.com/Allstate through November 25. Team members will be invited to New Orleans to participate in a community project before the 2016 Allstate Sugar Bowl.

MORE TIGER STRIPES...

» Auburn is tied for second nationally for the longest string of games without having a punt blocked. The Tigers' last punt attempt that was blocked was against Mississippi State in 2009, a string of 78 games.

Current streak/games without a blocked punt:

School	Year Since	Games
UCLA	2008	82
Hawai'i	2008	80
Auburn	2009	80
North Texas	2010	62

» Auburn has returned three punts for a touchdown in its last 21 games. Prior to that, the Tigers had returned three punts for scores in 277 games dating back to 1991.

» The Tigers have 736 total victories, 13th among the all-time winningest FBS football programs. The 18 FBS teams with 700+ all-time wins: Michigan, Texas, Nebraska, Notre Dame, Penn State, Ohio State, Oklahoma, Alabama, Tennessee, Southern Cal, Georgia, LSU, Auburn, West Virginia, Syracuse, Virginia Tech, Texas A&M and Georgia Tech.

CAREER PARTICIPATION

No.	Name	GP/GS
1	Montravius Adams, DL	29/13
74	Will Adams, OL	29/0
48	Montavious Atkinson, DB	3/0
25	Peyton Barber, RB	9/2
93	Alec Brown, DL	1/0
38	Daniel Carlson, K	16/-
72	Shon Coleman, OL	23/16
24	Blake Countess, DB	3/3
9	Byron Cowart, DL	3/0
27	Chandler Cox, FB	3/3
52	Xavier Dampier, OL	6/0
53	Devonte Danzey, OL	19/8
18	Carlton Davis, DB	3/0
57	Deshawn Davis, LB	3/0
80	Marcus Davis, WR	30/4
28	T.J. Davis, DB	25/0
76	Jordan Diamond, OL	6/0
20	Jeremiah Dinson, DB	3/0
33	Kenny Flowers, LB	29/0
23	Johnathan Ford, DB	30/16
17	Kris Frost, LB	40/16
26	Justin Garrett, LB	33/5
96	Aaron Garrison, OL	6/0
73	Austin Gholson, DL	3/3
45	Kemiya Harrell, DL	5/0
85	Jalen Harris, TE	2/0
4	Jeff Holland, LB	3/0
15	Joshua Holsey, DB	32/20
22	Tim Irvin, DB	3/1
6	Jeremy Johnson, QB	16/5
21	Kerryon Johnson, RB	3/0
3	Jonathan Jones, DB	36/19
59	Raashed Kennion, DL	7/1
87	Gray King, WR	16/0
63	Alex Kozan, OL	17/17
6	DaVonte Lambert, DL	14/12
94	Devaroe Lawrence, DL	7/0
55	Carl Lawson, DL	15/1
70	Robert Leff, OL	30/0
5	Ricardo Louis, WR	40/15
28	Tray Matthews, DB	2/2
8	Cassanova McKinzy, LB	37/29
16	JaViere Mitchell, LB	29/0
75	Deon Mix, OL	2/0
36	Kamryn Pettway, FB	3/0
91	Kevin Phillips, P	3/-
69	Ike Powell, LS	7/-
42	Gimel President, DE	18/9
82	Melvin Ray, WR	38/11
14	Stephen Roberts, DB	15/0
29	Jovon Robinson, RB	2/0
19	Nick Ruffin, DB	15/1
95	Dontavius Russell, DL	3/3
36	Michael Sherwood, DB	1/0
58	Josh Shockley, LB	2/0
71	Braden Smith, OL	16/4
4	Jason Smith, WR	3/0
8	Tony Stevens, WR	20/0
29	Tyler Stovall, H	16/-
90	Maurice Swain, DL	3/1
9	Roc Thomas, RB	15/3
47	Cameron Toney, LB	3/1
10	Stanton Truitt, WR	5/0
12	Jonathan Wallace, WR	24/4
79	Andrew Williams, DL	3/0
49	Darrell Williams, LB	3/0
1	D'haquille Williams, WR	13/10
30	Tre' Williams, LB	16/1
56	Avery Young, OL	27/26

ALPHABETICAL ROSTER

NO.	NAME	POS.	HT.	WT.	YR.	HOMETOWN	NO.	NAME	POS.	HT.	WT.	YR.	HOMETOWN
1	Montravius Adams	DL	6-4	296	Jr.	Vienna, GA	94	Devaroe Lawrence	DL	6-2	281	Jr.	Greenville, SC
74	Will Adams	OL	6-7	303	Jr.	Tyrone, GA	55	Carl Lawson	DL	6-2	257	So.	Alpharetta, GA
48	Montavious Atkinson	DB	6-1	183	Fr.	Fairburn, GA	46	Chris Laye	TE	6-4	250	RFr.	Cumming, GA
25	Peyton Barber	RB	5-11	225	So.	Alpharetta, GA	70	Robert Leff	OL	6-6	288	Jr.	Fairhope, AL
49	Jack Bjork	P	6-1	200	So.	Dallas, TX	44	Raymond Lester	DB	5-11	156	Fr.	Marietta, GA
11	Markell Boston	DB	6-0	200	RFr.	Newnan, GA	30	Damian Lewis	RB	5-9	208	Jr.	Wetumpka, AL
32	Alec Brown	DL	6-2	210	So.	Trussville, AL	5	Ricardo Louis	WR	6-2	215	Sr.	Miami, FL
65	Tucker Brown	OL	6-3	265	RFr.	Trussville, AL	28	Tray Matthews	DB	6-1	213	So.	Newnan, GA
38	Daniel Carlson	K	6-4	213	So.	Colorado Springs, CO	51	Richard McBryde	LB	6-1	227	Fr.	Troy, AL
45	Emory Carney	TE	6-4	217	Fr.	Augusta, GA	31	Duncan McKinney	K	5-11	180	Sr.	Florence, AL
67	Tyler Carr	OL	6-5	313	Fr.	Southside, AL	8	Cassanova McKinzy	LB	6-3	253	Sr.	Birmingham, AL
93	Tyler Carter	DL	6-1	243	RFr.	Decatur, AL	61	Ryan Meneely	OL	6-1	310	Fr.	McDonough, GA
41	Jordan Colbert	DB	6-1	226	Fr.	Griffin, GA	16	JaViere Mitchell	OLB	6-2	215	Jr.	Leeds, AL
72	Shon Coleman	OL	6-6	313	Jr.	Memphis, TN	75	Deon Mix	OL	6-4	301	So.	Batesville, MS
24	Blake Countess	DB	5-10	185	Sr.	Owings Mills, MD	39	Robert Muschamp	FB	6-1	236	Fr.	Rome, GA
9	Byron Cowart	DE	6-3	277	Fr.	Seffner, FL	51	Jonathan Parslow	LS	6-1	204	So.	Daphne, AL
27	Chandler Cox	FB	6-1	232	Fr.	Apopka, FL	36	Kamryn Pettway	FB	6-0	242	RFr.	Montgomery, AL
52	Xavier Dampeer	OL	6-2	305	Sr.	Mendenhall, MS	91	Kevin Phillips	P	6-0	185	Jr.	Greenwood, MS
53	Devonte Danzey	OL	6-2	305	Sr.	Tampa, FL	40	Daniel Pond	LB	6-1	202	Sr.	Spanish Fort, AL
18	Carlton Davis	DB	6-1	190	Fr.	Miami, FL	69	Ike Powell	LS	6-3	244	So.	Tifton, GA
57	Deshawn Davis	LB	5-11	236	RFr.	Prichard, AL	42	Gimel President	DL	6-4	263	Jr.	Mt. Pleasant, SC
31	Javaris Davis	DB	5-10	180	Fr.	Jacksonville, FL	15	Tyler Queen	QB	6-1	241	Fr.	Kennesaw, GA
80	Marcus Davis	WR	5-9	180	Jr.	Boynton Beach, FL	82	Melvin Ray	WR	6-3	215	Sr.	Tallahassee, FL
83	Ryan Davis	WR	5-9	164	Fr.	St. Petersburg, FL	37	Logan Rice	WR	6-0	208	RFr.	Rome, GA
13	T.J. Davis	DB	6-0	200	Jr.	Tallahassee, FL	14	Stephen Roberts	DB	5-11	187	So.	Opelika, AL
12	Jamel Dean	DB	6-2	205	Fr.	Cocoa, FL	29	Jovon Robinson	RB	6-0	230	Jr.	Memphis, TN
76	Jordan Diamond	OL	6-4	304	Jr.	Chicago, IL	19	Nick Ruffin	DB	6-0	191	So.	Duluth, GA
20	Jeremiah Dinson	DB	5-11	172	Fr.	Miami, FL	95	Dontavius Russell	DL	6-3	295	RFr.	Carrollton, GA
25	Austin Dupper	DB	5-9	179	Jr.	Decatur, AL	43	Ian Shannon	K/P	6-3	209	Fr.	Marietta, GA
33	Kenny Flowers	LB	6-1	234	Sr.	Lilburn, GA	66	Bailey Sharp	OL	6-5	293	Fr.	Marietta, GA
23	Johnathan Ford	DB	6-0	203	Jr.	Big Cove, AL	36	Michael Sherwood	DB	5-9	168	So.	Riverdale, GA
17	Kris Frost	LB	6-2	240	Sr.	Matthews, NC	58	Josh Shockley	LB	5-10	215	RFr.	McDonough, GA
26	Justin Garrett	LB	6-1	228	Sr.	Stone Mountain, GA	81	Darius Slayton	WR	6-2	182	Fr.	Norcross, GA
96	Aaron Garrison	DL	6-2	278	So.	Ozark, AL	71	Braden Smith	OL	6-6	286	So.	Olathe, KS
73	Austin Golson	OL	6-5	304	So.	Prattville, AL	4	Jason Smith	WR	6-1	180	So.	Mobile, AL
41	Greg Hall	TE	6-3	248	Jr.	Athens, GA	60	Blake Snow	OL	6-5	275	Fr.	Birmingham, AL
45	Keymiya Harrell	DL	6-4	270	Sr.	Selma, AL	8	Tony Stevens	WR	6-4	205	Jr.	Orlando, FL
77	Marquel Harrell	OL	6-3	325	Fr.	Fairburn, GA	86	Jimmie Stoudemire	WR	6-3	192	Fr.	Prattville, AL
85	Jalen Harris	TE	6-4	250	Fr.	Montgomery, AL	29	Tyler Stovall	H	6-1	207	So.	Hokes Bluff, AL
33	Will Hastings	K	5-10	165	Fr.	Little Rock, AR	90	Maurice Swain	DL	6-5	295	Jr.	LaGrange, GA
4	Jeff Holland	OLB	6-2	240	Fr.	Jacksonville, FL	42	Keenan Sweeney	FB	6-0	238	RFr.	Snellville, GA
15	Joshua Holsey	DB	5-11	198	Sr.	Fairburn, GA	44	Thomas Taylor	K/P	6-0	180	RFr.	Spain Park, AL
46	Ben Hood	DB	5-8	174	Fr.	Atlanta, GA	9	Roc Thomas	RB	5-10	203	So.	Oxford, AL
64	Mike Horton	OL	6-4	312	Fr.	Atlanta, GA	92	Justin Thomas-Thornton	DL	6-5	228	RFr.	Prichard, AL
22	Tim Irvin	DB	5-9	194	Fr.	Miami, FL	48	Lawyer Tillman	RB	6-0	195	Sr.	Lacey, WA
78	Darius James	OL	6-4	332	So.	Killeen, TX	47	Cameron Toney	OLB	6-1	243	So.	Huntsville, AL
62	Jaunta'vius Johnson	DL	6-2	322	Fr.	Lincoln, AL	10	Stanton Truitt	WR	5-9	184	RFr.	Atlanta, GA
6	Jeremy Johnson	QB	6-5	240	Jr.	Montgomery, AL	16	Tucker Tuberville	QB	6-0	192	Sr.	Auburn, AL
21	Kerryon Johnson	RB	6-0	195	Fr.	Madison, AL	68	Zach Wade	LS	5-10	205	RFr.	Bremen, GA
3	Jonathan Jones	DB	5-10	181	Sr.	Carrollton, GA	97	Gary Walker	DL	5-11	247	Fr.	Toccoa, GA
59	Raashed Kennion	DL	6-6	235	So.	Jacksonville, FL	12	Jonathan Wallace	WR	6-2	214	Sr.	Phenix City, AL
54	Kaleb Kim	OL	6-4	284	Fr.	Buford, GA	98	Prince Tega Wanogho	DE	6-8	250	Fr.	Elmore, AL
87	Gray King	WR	5-10	170	So.	Atlanta, GA	13	Sean White	QB	6-0	200	RFr.	Boca Raton, FL
89	Griffin King	WR	5-10	173	Fr.	Atlanta, GA	79	Andrew Williams	DL	6-4	270	RFr.	McDonough, GA
63	Alex Kozan	OL	6-4	300	Jr.	Castle Rock, CO	49	Darrell Williams	LB	6-2	234	Fr.	Hoover, AL
35	Tyler LaFlamme	RB	5-9	196	Fr.	Cumming, GA	1	D'haquille Williams	WR	6-2	224	Sr.	LaPlace, LA
6	DaVonte Lambert	DL	6-2	282	Sr.	Keysville, GA	30	Tre' Williams	LB	6-2	238	So.	Mobile, AL
							56	Avery Young	OL	6-6	305	Jr.	Palm Beach Gardens, FL

NUMERICAL ROSTER

NO.	NAME	POS.	HT.	WT.	YR.	HOMETOWN
1	Montravius Adams	DL	6-4	296	Jr.	Vienna, GA
1	D'haquille Williams	WR	6-2	224	Sr.	LaPlace, LA
3	Jonathan Jones	DB	5-10	181	Sr.	Carrollton, GA
4	Jason Smith	WR	6-1	180	So.	Mobile, AL
4	Jeff Holland	OLB	6-2	240	Fr.	Jacksonville, FL
5	Ricardo Louis	WR	6-2	215	Sr.	Miami, FL
6	Jeremy Johnson	QB	6-5	240	Jr.	Montgomery, AL
6	DaVonte Lambert	DL	6-2	282	Sr.	Keysville, GA
8	Cassanova McKinzy	LB	6-3	253	Sr.	Birmingham, AL
8	Tony Stevens	WR	6-4	205	Jr.	Orlando, FL
9	Roc Thomas	RB	5-10	203	So.	Oxford, AL
9	Byron Cowart	DE	6-3	277	Fr.	Seffner, FL
10	Stanton Truitt	WR	5-9	184	RFr.	Atlanta, GA
11	Markell Boston	DB	6-0	200	RFr.	Newnan, GA
12	Jonathan Wallace	WR	6-2	214	Sr.	Phenix City, AL
12	Jamel Dean	DB	6-2	205	Fr.	Cocoa, FL
13	Sean White	QB	6-0	200	RFr.	Boca Raton, FL
13	T.J. Davis	DB	6-0	200	Jr.	Tallahassee, FL
14	Stephen Roberts	DB	5-11	187	So.	Opelika, AL
15	Joshua Holsey	DB	5-11	198	Sr.	Fairburn, GA
15	Tyler Queen	QB	6-1	241	Fr.	Kennesaw, GA
16	JaViere Mitchell	OLB	6-2	215	Jr.	Leeds, AL
16	Tucker Tuberville	QB	6-0	192	Sr.	Auburn, AL
17	Kris Frost	LB	6-2	240	Sr.	Matthews, NC
18	Carlton Davis	DB	6-1	190	Fr.	Miami, FL
19	Nick Ruffin	DB	6-0	191	So.	Duluth, GA
20	Jeremiah Dinson	DB	5-11	172	Fr.	Miami, FL
21	Kerryon Johnson	RB	6-0	195	Fr.	Madison, AL
22	Tim Irvin	DB	5-9	194	Fr.	Miami, FL
23	Johnathan Ford	DB	6-0	203	Jr.	Big Cove, AL
24	Blake Countess	DB	5-10	185	Sr.	Owings Mills, MD
25	Peyton Barber	RB	5-11	225	So.	Alpharetta, GA
25	Austin Dupper	DB	5-9	179	Jr.	Decatur, AL
26	Justin Garrett	LB	6-1	228	Sr.	Stone Mountain, GA
27	Chandler Cox	FB	6-1	232	Fr.	Apopka, FL
28	Tray Matthews	DB	6-1	213	So.	Newnan, GA
29	Jovon Robinson	RB	6-0	230	Jr.	Memphis, TN
29	Tyler Stovall	H	6-1	207	So.	Hokes Bluff, AL
30	Tre' Williams	LB	6-2	238	So.	Mobile, AL
30	Damian Lewis	RB	5-9	208	Jr.	Wetumpka, AL
31	Javaris Davis	DB	5-10	180	Fr.	Jacksonville, FL
31	Duncan McKinney	K	5-11	180	Sr.	Florence, AL
32	Alec Brown	DL	6-2	210	So.	Trussville, AL
33	Kenny Flowers	LB	6-1	234	Sr.	Lilburn, GA
33	Will Hastings	K	5-10	165	Fr.	Little Rock, AR
35	Tyler LaFlamme	RB	5-9	196	Fr.	Cumming, GA
36	Kamryn Pettway	FB	6-0	242	RFr.	Montgomery, AL
36	Michael Sherwood	DB	5-9	168	So.	Riverdale, GA
37	Logan Rice	WR	6-0	208	RFr.	Rome, GA
38	Daniel Carlson	K	6-4	213	So.	Colorado Springs, CO
39	Robert Muschamp	FB	6-1	236	Fr.	Rome, GA
40	Daniel Pond	LB	6-1	202	Sr.	Spanish Fort, AL
41	Jordan Colbert	DB	6-1	226	Fr.	Griffin, GA
41	Greg Hall	TE	6-3	248	Jr.	Athens, GA
42	Gimel President	DL	6-4	263	Jr.	Mt. Pleasant, SC
42	Keenan Sweeney	FB	6-0	238	RFr.	Snellville, GA
43	Ian Shannon	K/P	6-3	209	Fr.	Marietta, GA
44	Raymond Lester	DB	5-11	156	Fr.	Marietta, GA

NO.	NAME	POS.	HT.	WT.	YR.	HOMETOWN
44	Thomas Taylor	K/P	6-0	180	RFr.	Spain Park, AL
45	Keymiya Harrell	DL	6-4	270	Sr.	Selma, AL
45	Emory Carney	TE	6-4	217	Fr.	Augusta, GA
46	Chris Laye	TE	6-4	250	RFr.	Cumming, GA
46	Ben Hood	DB	5-8	174	Fr.	Atlanta, GA
47	Cameron Toney	OLB	6-1	243	So.	Huntsville, AL
48	Montavious Atkinson	DB	6-1	183	Fr.	Fairburn, GA
48	Lawyer Tillman	RB	6-0	195	Sr.	Lacey, WA
49	Darrell Williams	LB	6-2	234	Fr.	Hoover, AL
49	Jack Bjork	P	6-1	200	So.	Dallas, TX
51	Richard McBryde	LB	6-1	227	Fr.	Troy, AL
51	Jonathan Parslow	LS	6-1	204	So.	Daphne, AL
52	Xavier Dampeer	OL	6-2	305	Sr.	Mendenhall, MS
53	Devonte Danzey	OL	6-2	305	Sr.	Tampa, FL
54	Kaleb Kim	OL	6-4	284	Fr.	Buford, GA
55	Carl Lawson	DL	6-2	257	So.	Alpharetta, GA
56	Avery Young	OL	6-6	305	Jr.	Palm Beach Gardens, FL
57	Deshau Davis	LB	5-11	236	RFr.	Prichard, AL
58	Josh Shockley	LB	5-10	215	RFr.	McDonough, GA
59	Raashed Kennion	DL	6-6	235	So.	Jacksonville, FL
60	Blake Snow	OL	6-5	275	Fr.	Birmingham, AL
61	Ryan Meneely	OL	6-1	310	Fr.	McDonough, GA
62	Jaunta'vius Johnson	DL	6-2	322	Fr.	Lincoln, AL
63	Alex Kozan	OL	6-4	300	Jr.	Castle Rock, CO
64	Mike Horton	OG	6-4	312	Fr.	Atlanta, GA
65	Tucker Brown	OL	6-3	265	RFr.	Trussville, AL
66	Bailey Sharp	OL	6-5	293	Fr.	Marietta, GA
67	Tyler Carr	OL	6-5	313	Fr.	Southside, AL
68	Zach Wade	LS	5-10	205	RFr.	Bremen, GA
69	Ike Powell	LS	6-3	244	So.	Tifton, GA
70	Robert Leff	OL	6-6	288	Jr.	Fairhope, AL
71	Braden Smith	OL	6-6	286	So.	Olathe, KS
72	Shon Coleman	OL	6-6	313	Jr.	Memphis, TN
73	Austin Golsen	OL	6-5	304	So.	Prattville, AL
74	Will Adams	OL	6-7	303	Jr.	Tyrone, GA
75	Deon Mix	OL	6-4	301	So.	Batesville, MS
76	Jordan Diamond	OL	6-4	304	Jr.	Chicago, IL
77	Marquel Harrell	OG	6-3	325	Fr.	Fairburn, GA
78	Darius James	OL	6-4	332	So.	Killeen, TX
79	Andrew Williams	DL	6-4	270	RFr.	McDonough, GA
80	Marcus Davis	WR	5-9	180	Jr.	Boynton Beach, FL
81	Darius Slayton	WR	6-2	182	Fr.	Norcross, GA
82	Melvin Ray	WR	6-3	215	Sr.	Tallahassee, FL
83	Ryan Davis	WR	5-9	164	Fr.	St. Petersburg, FL
85	Jalen Harris	TE	6-4	250	Fr.	Montgomery, AL
86	Jimmie Stoudemire	WR	6-3	192	Fr.	Prattville, AL
87	Gray King	WR	5-10	170	So.	Atlanta, GA
89	Griffin King	WR	5-10	173	Fr.	Atlanta, GA
90	Maurice Swain	DL	6-5	295	Jr.	LaGrange, GA
91	Kevin Phillips	P	6-0	185	Jr.	Greenwood, MS
92	Justin Thomas-Thornton	DL	6-5	228	RFr.	Prichard, AL
93	Tyler Carter	DL	6-1	243	RFr.	Decatur, AL
94	Devaroe Lawrence	DL	6-2	281	Jr.	Greenville, SC
95	Dontavius Russell	DL	6-3	295	RFr.	Carrollton, GA
96	Aaron Garrison	DL	6-2	278	So.	Ozark, AL
97	Gary Walker	DL	5-11	247	Fr.	Toccoa, GA
98	Prince Tega Wanogho	DE	6-8	250	Fr.	Elmore, AL

PRONUNCIATION GUIDE

NO.	NAME	PRONUNCIATION
1	MONTRAVIUS Adams	mon-TRAY-vee-us
48	MONTAVIOUS Atkinson	mon-TAY-vee-us
64	Jack BJORK	BE-YORK
52	XAVIER DAMPEER	Zavier DAM-peer
38	Austin DUPPER	rhymes with "supper"
45	KEYMIYA HARRELL	Ka-my-ah HAIR-reil
77	Marquel HARRELL	hah-RELL
62	JAUNTA'VIUS Johnson	jon-TAY-vee-us
21	KERRYON Johnson	carry-on
59	RAASHED Kennion	Rah-sheed
63	Alex KOZAN	KOH-zan
94	DEVAROE Lawrence	DEV-ah-row

NO.	NAME	PRONUNCIATION
47	Chris LAYE	lay
18	JAVIERE Mitchell	Jahv-vee-air
42	GIMEL President	Jih-mell
29	JOVON Robinson	Jah-von
19	Nick RUFFIN	ROUGH-fin
95	DONTAVIUS Russell	don-TAY-vee-us
43	IAN Shannon	EE-un
71	BRADEN Smith	BRAY-den
16	Tucker TUBERVILLE	TUBB-ur-vil
98	Prince TEGA WANOGHO	TAY-ga wah-NO-go
1	D'HAQUILLE Williams	Dah-keel

DEPTH CHART » for MISSISSIPPI STATE

OFFENSE			DEFENSE		
QB	13	SEAN WHITE (6-0, 200, RFr.)	DE	6	DaVONTE LAMBERT (6-2, 282, Sr.)
	6	Jeremy Johnson (6-5, 240, Jr.)		9	Byron Cowart (6-3, 277, Fr.)
RB	25	PEYTON BARBER (5-11, 225, So.)	DT	95	DONTAVIUS RUSSELL (6-3, 295, RFr.)
	9	Roc Thomas (5-10, 203, So.) -- OR --		94	Devaroe Lawrence (6-2, 281, Jr.)
	29	Jovon Robinson (6-0, 230, Jr.)	DT	1	MONTRAVIUS ADAMS (6-4, 296, Jr.)
HB	36	KAMRYN PETTWAY (6-0, 242, RFr.) --OR--		90	Maurice Swain (6-5, 295, Jr.)
	27	CHANDLER COX (6-1, 232, Fr.)	DE	42	GIMEL PRESIDENT (6-4, 263, Jr.)
TE	85	JALEN HARRIS (6-4, 250, Fr.)		59	Raashed Kennion (6-6, 235, So.)
	46	Chris Laye (6-4, 250, RFr.)	LB	8	CASSANOVA McKINZY (6-3, 253, Sr.) --OR--
WR	5	RICARDO LOUIS (6-2, 215, Sr.)		30	TRE' WILLIAMS (6-2, 238, So.)
	10	Stanton Truitt (5-9, 184, RFr.)	LB	17	KRIS FROST (6-2, 240, Sr.) --OR--
WR	82	MELVIN RAY (6-3, 215, Sr.)		30	TRE' WILLIAMS (6-2, 238, So.)
	4	Jason Smith (6-1, 180, So.)	LB	26	JUSTIN GARRETT (6-1, 228, Sr.)
WR	1	D'HAQUILLE WILLIAMS (6-2, 224, Sr.)		16	JaViere Mitchell (6-2, 215, Jr.)
	8	Tony Stevens (6-4, 205, Jr.)	CB	3	JONATHAN JONES (5-10, 181, Sr.)
WR	80	MARCUS DAVIS (5-9, 180, Jr.)		18	Carlton Davis (6-1, 190, Fr.)
	83	Ryan Davis (5-9, 164, Fr.)	S	23	JOHNATHAN FORD (6-0, 203, Jr.)
LT	72	SHON COLEMAN (6-6, 313, Jr.)		22	Tim Irvin (5-9, 194, Fr.)
	70	Robert Leff (6-6, 288, Jr.)	S	28	TRAY MATTHEWS (6-1, 213, So.)
LG	63	ALEX KOZAN (6-4, 300, Jr.) --OR--		19	Nick Ruffin (6-0, 191, So.)
	53	DEVONTE DANZY (6-2, 305, Sr.)	CB	24	BLAKE COUNTESS (5-10, 185, Sr.)
C	73	AUSTIN GOLSON (6-5, 304, So.)		20	Jeremiah Dinson (5-11, 172, Fr.)
	52	Xavier Dampier (6-2, 305, Sr.)	NICKEL	22	TIM IRVIN (5-9, 194, Fr.)
RG	71	BRADEN SMITH (6-6, 286, So.)		24	Blake Countess (5-10, 185, Sr.) --OR--
	74	Will Adams (6-7, 303, Jr.)		20	Jeremiah Dinson (5-11, 172, Fr.)
RT	56	AVERY YOUNG (6-6, 305, Jr.)			
	64	Mike Horton (6-4, 312, Fr.)			
SPECIAL TEAMS					
PK	38	DANIEL CARLSON (6-4, 213, So.)			
	43	Ian Shannon (6-3, 209, Fr.)			
P	91	KEVIN PHILLIPS (6-0, 185, Jr.)			
	43	Ian Shannon (6-3, 209, Fr.)			
H	29	TYLER STOVALL (6-1, 207, So.)			
	91	Kevin Phillips (6-0, 185, Jr.)			
LS	69	IKE POWELL (6-3, 244, So.)			
	68	Zach Wade (5-10, 205, RFr.)			
PR	80	MARCUS DAVIS (5-9, 180, Jr.) --OR--			
	4	JASON SMITH (6-1, 180, So.) --OR--			
	87	GRAY KING (5-10, 170, So.)			
KR	23	JOHNATHAN FORD (6-0, 203, Jr.) --OR--			
	5	RICARDO LOUIS (6-2, 215, Sr.)			
	24	BLAKE COUNTESS (5-10, 185, Sr.) --OR--			
	9	ROC THOMAS (5-10, 203, So.)			



LAST MEETING
Oct. 11, 2014 | Starkville, Miss.

AUBURN	23
MISSISSIPPI STATE	38

Score By Quarters	1	2	3	4	Score
Auburn	0	13	7	3	23
Miss. State	21	7	0	10	38

SCORING PLAYS

1st	12:41	MS	Wilson 34 yd pass 3 plays, 33 yards
	11:30	MS	Robinson 1 yd run 4 plays, 32 yards
	6:09	MS	Prescott 2 yd run 7 plays, 71 yards
2nd	14:57	AU	Carlson 21 yd field goal 5 plays, 32 yards
	11:17	AU	Carlson 22 yd field goal 8 plays, 41 yards
	5:26	AU	Williams 9 yd pass 4 plays, 22 yards
	3:58	MS	Prescott 15 yd run 8 plays, 75 yards
3rd	6:09	AU	Williams 15 yd pass 10 plays, 99 yards
4th	11:33	MS	Sobiesk 21 yd field goal 10 plays, 75 yards
	11:07	MS	Robinson 1 yd run 2 plays, 15 yards
	7:43	AU	Carlson 42 yd field goal 10 plays, 50 yards

	AU	MSU
First Downs	25	24
Rushes-Yds (Net)	43-232	44-223
Passing Yds (Net)	209	246
Passes Com-Att-Int	17-35-2	18-35-3
Total Offense/Plays-Yds	78-441	79-469
Interception Return-Yds	3-3	2-18
Punts (Num-Avg)	6-42.8	5-39.2
Fumbles-Lost	2-2	5-1
Penalties-Yds	6-56	7-50
3rd Down Conversion	6-15	8-17
Time of Possession	28:58	31:02

RUSHING: Auburn- Marshall 17-100, Artis-Payne 16-70, Thomas 6-42, Louis 1-10, Grant 1-7, Ford 1-2, Uzomah 1-1; MSU- Prescott 21-121 (2 TD), Robinson 19-97, Griffin 2-9 (2 TD)

PASSING: Auburn- Marshall 17-35-2-209 (2 TD); MSU- Prescott 18-34-2-246 (1 TD), Cooke 0-1-1-0

RECEIVING: Auburn- Williams 6-108 (2 TD), Bray 3-24, Coates 3-22, Louis 2-23, Uzomah 2-23, Davis 1-9; MSU- M. Johnson 5-60, Wilson 4-72 (1 TD), Myles 3-35, Robinson 2-37, R. Johnson 2-24, Ross 1-11, Walley 1-7

SERIES HISTORY » Mississippi State
Series Record..... Auburn, 61-25-2
At Auburn.....Auburn, 28-6
At Starkville..... Auburn, 12-6-1
At Neutral Sites..... Auburn, 21-13-1
First meeting..... 1905 (Auburn 18-0)
Most AU points..... 56 (in 1970)
Most MSU points..... 49 (in 1952)
Combined points 83 in 1952 (MSU 49, AU 34)
Current streak..... Mississippi State, W1

Gus Malzahn vs. MSU1-1
Dan Mullen vs. Auburn 2-4

THE LAST TIME VS. MISSISSIPPI STATE
#3 Mississippi State 38, #2 Auburn 23

» STARKVILLE, Miss. (Oct. 11, 2014) -- The cowbells clanged and another top team fell in the SEC West on Saturday. No. 3 Mississippi State beat No. 2 Auburn 38-23 in a game filled with turnovers and rain and mistakes too great to overcome, at least for the Tigers in Scott Field.

Chalk it up as another crazy game in the rough-and-tumble SEC West, which saw two of its power teams, then-No. 1 Alabama and No. 2 Auburn on Saturday, lose in back-to-back weekends.

Mississippi State survived, beating a Top 10 team for the third consecutive game, and perhaps laying claim for the top spot in the polls Sunday.

It was just the second regular-season loss for coach Gus Malzahn in his second year as Auburn's head coach. The West is likely far from decided.

The largest crowd in Mississippi State history, officially 62,945, soaked in Mississippi State's quick lead and a second-quarter rainstorm. At least the Bulldogs' fans soaked it up. State led 21-0 early.

Auburn tried to come back. A 16-yard pass from Nick Marshall to Duke Williams completed a 99-yard drive to cut the Bulldogs' advantage to 28-20 left in the third quarter.

It was that way until the fourth quarter until Evan Sobiesk's short field goal put Mississippi State up by two scores, at 31-20 with 11:33 left, then Auburn fumbled the kickoff and Josh Robinson's 1-yard TD run made it 38-20 just 26 seconds later.

The Bulldogs improved to 6-0 overall and 3-0 in the Southeastern Conference. Auburn fell to 5-1 overall and 2-1 in the league, thanks primarily to a troublesome start.

Auburn ran itself into a world of trouble, not only on its first two possessions, but its first two plays. Auburn turned the ball over each time, and each time Mississippi State converted them into touchdowns.

Turnovers and points by everybody, and a fake punt by State that went astray, made for an uneven first half. Offensive penalties in the second half erased some of Auburn's biggest plays. State had four turnovers in the first half. Auburn committed two turnovers and missed a chance to close the gap when it had to settle for field goal tries.

State scored 14 points off turnovers. Auburn scored 13.

Auburn found itself in a hole quickly, and it was deep. The Bulldogs led 14-0 just 3 1/2 minutes into the game. It was 21-0 five minutes later. Auburn made a game from there, scoring three times and missing a short field goal try on another chance, to make it 21-13 with 5:26 left in the second quarter.

But State answered, scoring late in the half on a 15-yard Prescott run. Prescott accounted for three touchdowns in the first half, running it in from 15 and 2 yards, and throwing a 34-yard touchdown pass to De'Runya Wilson. State's other touchdown came on a 1-yard run by Robinson.

Auburn tried to catch up. Daniel Carlson kicked field goals of 21 and 22 yards, and Marshall threw a 9-yard touchdown pass to Duke Williams. That play made it a one-possession game, but that's when the Bulldogs turned in their best drive, going 75 yards in eight plays for the score to go up 28-13.

Prescott accounted for three touchdowns and had 265 yards of total offense in the first half. Marshall had the touchdown toss to Williams and 145 total yards.

COMPARING AUBURN AND MISSISSIPPI STATE

AUBURN				MISSISSIPPI STATE			
TEAM STATISTICS	AU	OPP		TEAM STATISTICS	MSU	OPP	
Points/Game	26.3	29.7		Points/Game	38.3	16.7	
First Downs	60	75		First Downs	72	53	
Rushing/Game	171.7	270.0		Rushing/Game	174.3	171.3	
Passing/Game	157.7	172.7		Passing/Game	314.7	164.3	
Total Offense/Game	329.3	442.7		Total Offense/Game	489.0	335.7	
Time of Possession	26:23	33:37		Time of Possession	23:21	36:34	

INDIVIDUAL LEADERS					INDIVIDUAL LEADERS				
RUSHING	Att	Net	Avg.	TD	RUSHING	Att	Net	Avg.	TD
Barber	54	247	5.1	1	Shumpert	27	123	4.6	1
Thomas	22	86	3.9	0	Prescott	24	107	4.5	2

PASSING					PASSING				
C-A-I	Pct.	LG	TD		C-A-I	Pct.	LG	TD	
Johnson	43-72-6	59.7	51	5	Prescott	66-101-0	65.3	49	5

RECEIVING					RECEIVING				
Rec.	Yds.	Avg.	TD		Rec.	Yds.	Avg.	TD	
Louis	14	132	9.4	1	Ross	15	153	10.2	0
D. Williams	7	81	11.6	1	Wilson	11	158	14.4	1

DEFENSE					DEFENSE				
U-A-TT	TFL	INT	PBU		U-A-TT	TFL	INT	PBU	
Ford	19-15-34	0.0	1	1	Brown	9-17-26	1.5	1	0
McKinzy	13-15-28	4.0	0	0	Jefferson	9-9-18	5.5	0	0
Frost	2-24-26	1.0	0	0	Coman	7-9-16	0.5	0	0
Williams	4-12-16	0.0	0	0	Jones	4-12-16	1.0	0	1

AUBURN - MISSISSIPPI STATE SERIES RESULTS

(Auburn leads, 61-25-2)

YEAR	SCORE	SITE	DATE	YEAR	SCORE	SITE	DATE	YEAR	SCORE	SITE	DATE
1905:	AU, 18-0	at Columbus, MS	Oct. 27	1959:	AU, 31-0	at Birmingham, AL	Nov. 7	1991:	MSU, 24-17	at Auburn	Oct. 26
1910:	AU, 6-0	at Auburn	Oct. 8	1960:	AU, 27-12	at Auburn	Nov. 5	1992:	MSU, 14-7	at Starkville	Oct. 10
1911:	AU, 11-5	at Birmingham, AL	Oct. 28	1961:	MSU, 11-10	at Birmingham, AL	Nov. 11	1993:	AU, 31-17	at Auburn	Oct. 9
1912:	AU, 7-0	at Birmingham, AL	Oct. 26	1962:	AU, 9-3	at Auburn	Nov. 10	1994:	AU, 42-18	at Starkville	Oct. 8
1913:	AU, 34-0	at Birmingham, AL	Oct. 18	1963:	MSU, 13-10	at Jackson, MS	Nov. 9	1995:	AU, 48-20	at Auburn	Oct. 7
1914:	AU, 19-0	at Birmingham, AL	Oct. 24	1964:	AU, 12-3	at Auburn	Nov. 7	1996:	AU, 49-15	at Starkville	Oct. 12
1915:	AU, 26-0	at Birmingham, AL	Oct. 23	1965:	AU, 25-18	at Birmingham, AL	Nov. 6	1997:	MSU, 20-0	at Auburn	Nov. 1
1916:	AU, 7-3	at Birmingham, AL	Oct. 28	1966:	AU, 13-0	at Jackson, MS	Nov. 5	1998:	MSU, 38-21	at Starkville	Oct. 10
1917:	AU, 13-6	at Birmingham, AL	Oct. 27	1967:	AU, 36-0	at Auburn	Nov. 11	1999:	MSU, 18-16	at Auburn	Oct. 9
1919:	AU, 7-0	at Birmingham, AL	Nov. 15	1968:	AU, 26-0	at Jackson, MS	Sept. 28	2000:	MSU, 17-10	at Starkville	Oct. 7
1927:	MSU, 7-0	at Birmingham, AL	Nov. 12	1969:	AU, 52-13	at Auburn	Nov. 8	2001:	AU, 16-14	at Auburn	Oct. 6
1928:	MSU, 13-0	at Birmingham, AL	Nov. 17	1970:	AU, 56-0	at Birmingham, AL	Nov. 7	2002:	AU, 42-14	at Starkville	Sept. 19
1930:	MSU, 7-6	at Birmingham, AL	Nov. 15	1971:	AU, 30-21	at Auburn	Nov. 6	2003:	AU, 45-13	at Auburn	Oct. 18
1937:	AU, 33-7	at Birmingham, AL	Oct. 16	1972:	AU, 14-3	at Jackson, MS	Sept. 9	2004:	AU, 43-14	at Starkville	Sept. 11
1938:	AU, 20-6	at Montgomery, AL	Oct. 14	1973:	AU, 31-17	at Auburn	Nov. 10	2005:	AU, 28-0	at Auburn	Sept. 10
1939:	AU, 7-0	at Birmingham, AL	Oct. 14	1974:	AU, 24-20	at Jackson, MS	Nov. 9	2006:	AU, 34-0	at Starkville	Sept. 9
1940:	Tie, 7-7	at Birmingham, AL	Oct. 12	1975:	*Tie, 21-21	at Auburn	Nov. 8	2007:	MSU, 19-14	at Auburn	Sept. 8
1941:	MSU, 14-7	at Birmingham, AL	Nov. 8	1976:	*MSU, 28-19	at Jackson, MS	Nov. 6	2008:	AU, 3-2	at Starkville	Sept. 13
1942:	MSU, 6-0	at Birmingham, AL	Oct. 31	1977:	*MSU, 27-13	at Auburn	Nov. 5	2009:	AU, 49-24	at Auburn	Sept. 12
1944:	MSU, 26-21	at Birmingham, AL	Nov. 11	1978:	AU, 6-0	at Starkville	Nov. 11	2010:	AU, 17-14	at Starkville	Sept. 9
1945:	MSU, 20-0	at Birmingham, AL	Oct. 6	1979:	AU, 14-3	at Auburn	Nov. 10	2011:	AU, 41-34	at Auburn	Sept. 10
1946:	MSU, 33-0	at Birmingham, AL	Nov. 9	1980:	MSU, 24-21	at Jackson, MS	Oct. 25	2012:	MSU, 28-10	at Starkville	Sept. 8
1947:	MSU, 14-0	at Birmingham, AL	Nov. 8	1981:	MSU, 21-17	at Auburn	Oct. 24	2013:	AU, 24-20	at Auburn	Sept. 14
1948:	MSU, 20-0	at Birmingham, AL	Nov. 6	1982:	AU, 35-17	at Starkville	Oct. 23	2014:	MSU, 38-23	at Starkville	Oct. 11
1949:	AU, 25-6	at Auburn	Nov. 5	1983:	AU, 28-13	at Auburn	Oct. 22				
1950:	MSU, 27-0	at Starkville	Nov. 4	1984:	AU, 24-21	at Starkville	Oct. 27				
1952:	MSU, 49-34	at Auburn	Nov. 8	1985:	AU, 21-9	at Auburn	Oct. 26				
1953:	Tie, 21-21	at Starkville	Oct. 10	1986:	AU, 35-6	at Starkville	Oct. 25				
1955:	AU, 27-26	at Auburn	Nov. 5	1987:	AU, 38-7	at Auburn	Oct. 24				
1956:	AU, 27-20	at Auburn	Nov. 10	1988:	AU, 33-0	at Auburn	Oct. 22				
1957:	AU, 15-7	at Birmingham, AL	Nov. 9	1989:	AU, 14-0	at Auburn	Oct. 28				
1958:	AU, 33-14	at Auburn	Nov. 8	1990:	AU, 17-16	at Starkville	Oct. 27				

at Auburn: AU leads, 28-6
 at Starkville: AU leads, 12-6-1
 at Neutral Sites: AU leads, 21-13-1
 at Birmingham, AL: AU leads, 14-11-1
 at Columbus, MS: AU leads, 1-0
 at Jackson, MS: AU leads, 5-2
 at Montgomery, AL: AU leads, 1-0

GAME-BY-GAME STATISTICS

Last 20 Meetings

Date	Site	Result	Attend	Rank		AU				Passing				Tot Off		MSU				Passing				TotOff	
				AU	MSU	FD	No	Yds	TD	C- A- I	Yds	TD	No	Yds	FD	No	Yds	TD	C- A- I	Yds	TD	No	Yds		
10-7-95	Auburn	W 48-20	77,641	11	---	33	53	332	4	28-34-1	320	2	87	652	15	23	96	0	18-36-0	288	3	59	384		
10-12-96	Starkville	W 49-15	40,728	18	---	28	39	57	1	29-42-0	429	5	81	486	14	36	70	0	16-33-2	216	2	69	286		
11-1-97	Auburn	L 0-20	82,736	11	---	17	20	-3	0	20-54-4	270	0	74	267	12	43	149	1	10-19-1	135	0	62	284		
10-10-98	Starkville	L 21-38	40,029	---	---	13	45	95	0	8-21-3	116	2	66	211	12	42	177	2	5-15-1	76	1	57	253		
10-9-99	Auburn	L 16-18	80,394	---	14	9	42	39	0	7-28-1	125	1	70	164	18	23	42	0	25-49-1	320	2	72	362		
10-7-00	Starkville	L 10-17	40,656	15	20	7	19	18	1	20-32-0	146	0	51	164	17	42	135	1	18-31-1	208	1	73	343		
10-6-01	Auburn	W 16-14	86,063	---	---	13	48	214	1	7-13-1	79	0	61	293	16	34	109	0	12-25-1	176	1	59	285		
9-18-02	Starkville	W 42-14	52,583	---	---	19	48	207	3	10-21-0	183	3	69	390	17	31	91	2	20-34-2	232	0	65	323		
10-18-03	Auburn	W 45-13	86,063	19	---	25	56	405	6	12-19-1	148	0	75	553	15	29	102	1	15-30-1	192	1	59	294		
9-11-04	Starkville	W 43-14	51,021	19	---	21	41	283	2	13-22-0	182	4	63	465	13	29	81	0	24-36-1	190	2	65	271		
9-10-05	Auburn	W 28-0	81,921	---	---	16	41	118	1	12-18-0	202	2	59	320	10	38	81	0	12-21-1	126	0	59	208		
9-9-06	Starkville	W 34-0	43,460	4	---	20	36	111	2	22-32-0	277	2	68	388	11	33	79	0	12-25-1	82	0	58	161		
9-15-07	Auburn	L 14-19	82,129	---	---	16	46	216	2	12-22-3	107	0	68	323	14	43	172	1	5-18-0	41	0	61	213		
9-13-08	Starkville	W 3-2	52,911	9	---	14	45	161	0	14-26-0	154	0	71	315	6	30	38	0	10-25-1	78	0	55	116		
9-12-09	Auburn	W 49-24	85,269	---	---	29	59	390	5	11-24-0	199	1	83	589	14	38	167	1	11-21-2	130	1	59	297		
9-9-10	Starkville	W 17-14	54,806	21	--	21	46	190	0	12-21-1	158	2	67	348	16	33	117	2	16-35-1	129	0	68	246		
9-10-11	Auburn	W 41-34	87,451	--	--	21	36	235	2	16-23-1	146	2	59	381	31	63	333	2	21-32-1	198	1	97	531		
9-8-12	Starkville	L 10-28	56,111	---	---	15	39	91	0	13-22-3	125	0	61	216	23	36	166	1	20-29-0	222	3	65	216		
9-14-13	Auburn	W 24-20	85,817	---	---	22	36	120	0	23-34-2	339	2	70	459	19	40	202	3	15-28-0	213	0	68	415		
10-11-14	Starkville	L 23-38	62,945	2	3	25	43	232	0	17-35-2	209	2	78	441	24	44	223	4	18-35-3	246	1	79	469		

CAREER STATS VS. MSU

PASSING

Player	C-A-I	TD	Yds.	Yds/Gm
None				

RUSHING

Player	No.	Yds.	Avg/Carry	TD
Roc Thomas	6	42	7.0	0
Ricardo Louis	2	14	7.0	0

RECEIVING

Player	No.	Yds.	Avg/Catch	TD
Marcus Davis	7	52	7.4	0
Ricardo Louis	5	57	11.4	0
Jaylon Denson	1	17	17.0	0
D'haquille Williams	6	108	18.0	2

PUNT RETURNS

Player	No.	Yds.	Avg/Return	TD
None				

KICK RETURNS

Player	No.	Yds.	Avg/Return	TD
Ricardo Louis	2	50	25.0	0
Roc Thomas	1	8	8.0	0

DEFENSIVE

Player	UA	A	Total	Misc.
Joshua Holsey	8	1	9	---
Montravius Adams	3	5	8	---
Cassanova McKinzy	3	5	8	1 TFL, 1 QBH
Justin Garrett	4	3	7	1.0 TFL
Kris Frost	7	1	8	1 FF, 1 PBU, 1 QBH
Alex Kozan	0	1	1	---
Jaylon Denson	0	1	1	---
Jonathan Ford	6	3	9	1 FF, 1 INT, 1 QBH
DaVonte Lambert	4	3	7	1 Sack, 2 TFL, 1 PBU
D'haquille Williams	1	0	1	---
Gimel President	1	0	1	---
Elijah Daniel	0	1	1	---
Derrick Moncrief	0	1	1	---
Tre' Williams	0	1	1	---
JaViere Mitchell	0	1	1	---
Stephen Roberts	0	1	1	---

PUNTING

Player	No.	Yds.	Avg/Punt	Long
Daniel Carlson	6	257	42.8	

KICKING

Player	PAT	FGA-FGM	Long FG	Total Points
Daniel Carlson	2-2	3-4	42	11

ALABAMA [2-1, 0-1 SEC]

Sept. 5	Wisconsin (in Dallas)	W, 35-17
Sept. 12	MIDDLE TENNESSEE	W, 37-10
Sept. 19	OLE MISS	L, 37-43
Sept. 26	ULM	3:00 p.m.
Oct. 3	at Georgia	2:30 p.m.
Oct. 10	ARKANSAS	TBA
Oct. 17	at Texas A&M	TBA
Oct. 24	TENNESSEE	TBA
Nov. 7	LSU	TBA
Nov. 14	at Mississippi State	TBA
Nov. 21	CHARLESTON SOUTHERN	TBA
Nov. 28	at Auburn	TBA

ARKANSAS [1-2, 0-0 SEC]

Sept. 5	TEXAS-EL PASO (CBS)	W, 48-13
Sept. 12	TOLEDO (Little Rock)	L, 12-16
Sept. 19	TEXAS TECH (ESPN2)	L, 24-35
Sept. 26	Texas A&M (in Arlington)	6 p.m.
Oct. 3	at Tennessee	6/6:30 p.m.
Oct. 10	at Alabama	TBA
Oct. 24	AUBURN	TBA
Oct. 31	UT MARTIN	TBA
Nov. 7	at Ole Miss	TBA
Nov. 14	at LSU	TBA
Nov. 21	MISSISSIPPI STATE	TBA
Nov. 27	MISSOURI (CBS)	1:30 p.m.

GEORGIA [3-0, 2-0 SEC]

Sept. 5	ULM (SECN)	W, 51-14
Sept. 12	at Vanderbilt	W, 31-14
Sept. 19	SOUTH CAROLINA	W, 52-20
Sept. 26	SOUTHERN	11:00 a.m.
Oct. 3	ALABAMA	2:30 p.m.
Oct. 10	at Tennessee	TBA
Oct. 17	MISSOURI	TBA
Oct. 31	Florida (in Jacksonville)	TBA
Nov. 7	KENTUCKY	TBA
Nov. 14	at Auburn	TBA
Nov. 21	GEORGIA SOUTHERN	TBA
Nov. 28	at Georgia Tech	TBA

IDAHO [1-2, 0-0 SBC]

Sept. 3	OHIO U.	L, 45-28
Sept. 12	at Southern Cal	L, 9-59
Sept. 19	WOFFORD	W, 41-38
Sept. 26	GEORGIA SOUTHERN	8:00 p.m.
Oct. 3	at Arkansas State	TBA
Oct. 17	at Troy	2:30 p.m.
Oct. 24	ULM	TBA
Oct. 31	at New Mexico State	TBA
Nov. 7	at South Alabama	TBA
Nov. 14	APPALACHIAN STATE	TBA
Nov. 21	at Auburn	TBA
Nov. 28	TEXAS STATE	TBA

JACKSONVILLE STATE [2-1, 1-0 OVC]

Sept. 5	at Chattanooga	W, 23-20
Sept. 12	at Auburn	L, 20-27/OT
Sept. 19	TENNESSEE STATE	W, 48-13
Sept. 26	at UT Martin	2:00 p.m.
Oct. 3	MISSISSIPPI VALLEY ST	1:00 p.m.
Oct. 17	at Tennessee Tech	6:00 p.m.
Oct. 24	at Austin Peay	4:00 p.m.
Oct. 31	EASTERN KENTUCKY	1:00 p.m.
Nov. 7	at Eastern Illinois	1:00 p.m.
Nov. 14	SE MISSOURI	1:00 p.m.
Nov. 21	MURRAY STATE	1:00 p.m.

KENTUCKY [2-1, 1-1 SEC]

Sept. 5	UL LAFAYETTE	W, 40-33
Sept. 12	at South Carolina	W, 26-22
Sept. 19	FLORIDA	L, 9-17
Sept. 26	MISSOURI	6:30 p.m.
Oct. 3	EASTERN KENTUCKY	6:30 p.m.
Oct. 15	AUBURN	6:00 p.m.
Oct. 24	at Mississippi State	TBA
Oct. 31	TENNESSEE	TBA
Nov. 7	at Georgia	TBA
Nov. 14	at Vanderbilt	TBA
Nov. 21	CHARLOTTE	TBA
Nov. 28	LOUISVILLE	TBA

LOUISVILLE [0-3, 0-1 ACC]

Sept. 5	Auburn (in Atlanta)	L, 24-31
Sept. 12	HOUSTON	L, 31-34
Sept. 17	CLEMSON	L, 17-20
Sept. 26	SAMFORD	5:00 p.m.
Oct. 3	at NC State	11:30 a.m.
Oct. 17	at Florida State	TBA
Oct. 24	BOSTON COLLEGE	TBA
Oct. 30	at Wake Forest	TBA
Nov. 7	SYRACUSE	TBA
Nov. 14	VIRGINIA	TBA
Nov. 21	at Pitt	TBA
Nov. 28	at Kentucky	TBA

LSU [2-0, 2-0 SEC]

Sept. 5	McNEESE STATE	Cancelled
Sept. 12	at Mississippi State	W, 21-19
Sept. 19	AUBURN	W, 45-21
Sept. 26	at Syracuse	11:00 a.m.
Oct. 3	EASTERN MICHIGAN	6 p.m.
Oct. 10	at South Carolina	TBA
Oct. 17	FLORIDA	TBA
Oct. 24	WESTERN KENTUCKY	TBA
Nov. 7	at Alabama	TBA
Nov. 14	ARKANSAS	TBA
Nov. 21	at Ole Miss	TBA
Nov. 28	TEXAS A&M	TBA

OLE MISS [3-0, 1-0 SEC]

Sept. 5	UT MARTIN	W, 76-3
Sept. 12	FRESNO STATE	W, 73-21
Sept. 19	at Alabama	W, 43-37
Sept. 26	VANDERBILT	6:00 p.m.
Oct. 3	at Florida	6/6:30 p.m.
Oct. 10	NEW MEXICO STATE	TBA
Oct. 17	at Memphis	TBA
Oct. 24	TEXAS A&M	TBA
Oct. 31	at Auburn	TBA
Nov. 7	ARKANSAS	TBA
Nov. 21	LSU	TBA
Nov. 28	at Mississippi State	TBA

MISSISSIPPI STATE [2-1, 0-1 SEC]

Sept. 5	at Southern Miss	W, 34-16
Sept. 12	LSU	L, 19-21
Sept. 19	NORTHWESTERN ST.	W, 62-13
Sept. 26	at Auburn	6:30 p.m.
Oct. 3	at Texas A&M	6/6:30 p.m.
Oct. 10	TROY	TBA
Oct. 17	LOUISIANA TECH	TBA
Oct. 24	KENTUCKY	TBA
Nov. 5	at Missouri	8:00 p.m.
Nov. 14	ALABAMA	TBA
Nov. 21	at Arkansas	TBA
Nov. 28	OLE MISS	TBA

SAN JOSÉ STATE [1-1, 0-1 MWC]

Sept. 3	NEW HAMPSHIRE	W, 43-13
Sept. 12	at Air Force	L, 16-37
Sept. 19	at Oregon State	7:00 p.m.
Sept. 26	FRESNO STATE	9:30 p.m.
Oct. 3	at Auburn	3 p.m.
Oct. 10	at UNLV	8:00 p.m.
Oct. 17	SAN DIEGO STATE	TBA
Oct. 24	NEW MEXICO	6:00 p.m.
Nov. 6	BYU	10:30 p.m.
Nov. 14	at Nevada	3:00 p.m.
Nov. 21	at Hawaii	10:00 p.m.
Nov. 27	BOISE STATE	2:30 p.m.

TEXAS A&M [3-0, 0-0 SEC]

Sept. 5	Arizona St. (Houston)	W, 38-17
Sept. 12	BALL STATE	W, 56-23
Sept. 19	NEVADA	W, 44-27
Sept. 26	Arkansas	6 p.m.
Oct. 3	MISSISSIPPI STATE	6/6:30 p.m.
Oct. 17	ALABAMA	TBA
Oct. 24	at Ole Miss	TBA
Oct. 31	SOUTH CAROLINA	TBA
Nov. 7	AUBURN	TBA
Nov. 14	WESTERN CAROLINA	TBA
Nov. 21	at Vanderbilt	TBA
Nov. 28	at LSU	TBA

@COACHGUSMALZAHN



GUS MALZAHN » HEAD COACH

FAST FACTS

» Gus Malzahn has won or played for a conference title in six of his nine seasons as a collegiate coach.

» Malzahn's teams have won their conference championships in three of the last five seasons with Auburn in 2010 and 2013 and Arkansas State in 2012

» Two of the four most productive offenses in SEC history were Malzahn concoctions: Auburn 2013 (7,018) and Auburn 2010 (6,989)

» Just the third coach in SEC history to win an SEC title in his first year at a school, joining Bernie Moore at LSU in 1935 and John Vaught at Ole Miss in 1947

» Malzahn is 20-2 at home as a collegiate head coach (5-1 in 2012 at Arkansas State; 8-0 in 2013, 6-1 in 2014 and 1-0 in 2015 at Auburn). He started his Auburn tenure with 13 consecutive home victories.

» In just three seasons, Malzahn is already tied for ninth among Auburn football coaches all-time in total wins.

The leaders (and seasons coached): **176**, Ralph "Shug" Jordan (25); **99**, Pat Dye (12) and Mike Donahue (18); **85**, Tommy Tuberville (10); **48**, Jack Meagher (9); **47**, Terry Bowden (6); **33**, Gene Chizik (4); **29**, Doug Barfield (5); **22**, Chet Wynne (4); **22, Gus Malzahn (3)**

» In 14 seasons as a high school head coach in Arkansas, Malzahn led seven teams to the state championship game and won three titles. In July 2013, he was inducted into the Arkansas High School Sports Hall of Fame

» Malzahn's Auburn teams scored at least 20 points in his first 23 games as head coach; his Auburn teams have scored 20 points or more in 29 of 30 games.

» Has produced 12 1,000-yard rushers in nine years as a college head coach/offensive coordinator, at least one each season. Malzahn has coached five 1,000-yard receivers and three 3,000-yard passers

» His 20-7 record was the second-best start in Auburn history, only behind Terry Bowden, who started 20-1-1 in 1993-94

» 2013 national coach of the year awards: Eddie Robinson, Bobby Bowden, Bear Bryant, Home Depot, Associated Press, Liberty Mutual, Sporting News, SB Nation, USSA Amos Alonzo Stagg

» Author in 2003 of "The Hurry-up, No Huddle: An Offensive Philosophy", ranked among Amazon's 75 top-selling football books

» Auburn has produced a rusher with 100 or more yards in 24 of 29 games under head coach Gus Malzahn

MALZAHN FILE

COACHING CAREER

Year	School	Position
2013-	Auburn	Head Coach
2012	Arkansas State	Head Coach
2009-11	Auburn	Offensive Coordinator/QB
2007-08	Tulsa	Asst. HC/Co-Off. Coordinator
2006	Arkansas	Offensive Coordinator
2001-05	Springdale (Ark.)	Head Coach
1996-00	Shiloh Christian (Ark.)	Head Coach
1992-95	Hughes (Ark.)	Head Coach

CHAMPIONSHIPS

Year	School	Championship
2013	Auburn	SEC
2013	Auburn	SEC West
2012	Arkansas State	Sun Belt
2010	Auburn	BCS
2010	Auburn	SEC
2010	Auburn	SEC West
2008	Tulsa	CUSA West
2007	Tulsa	CUSA West
2006	Arkansas	SEC West

BOWLS COACHED IN

Year	School	Bowl
2015	Auburn	Outback
2014	Auburn	BCS National Championship
2011	Auburn	Chick-fil-A
2011	Auburn	BCS National Championship
2010	Auburn	Outback
2009	Tulsa	GMAC
2008	Tulsa	GMAC
2007	Arkansas	Capital One

MALZAHN'S HEAD COACHING RECORD

YEAR	SCHOOL	REC.	CONF.	NOTES
2012	Arkansas State	9-3	7-1	Sun Belt Champion
2013	Auburn	12-2	7-1	SEC Champion/BCS Champ. Game
2014	Auburn	8-5	4-4	
2015	Auburn	2-1	0-1	
TOTAL	(4 years)	31-11 (.738)	18-7 (.720)	



JORDAN-HARE STADIUM » 87,451

Jordan-Hare Stadium is Auburn's showcase football stadium, which seats 87,451, with 70 luxury suites located between the lower level and upper deck on the east side and college football's largest videoboard - debuted in 2015 - spanning the south end.

Pat Dye Field at Jordan-Hare Stadium is the nation's 11th-largest on-campus stadium with a capacity of 87,451. It is the seventh-largest in the SEC.

The Tigers have won 78.6 percent of their games in Jordan-Hare Stadium since its 1939 dedication and hold an overall record of 304-75-7 there.

The 2014 season was the 75th anniversary of Jordan-Hare Stadium.

The stadium was dedicated Nov. 30, 1939, with 7,500 seats. Ten years later, 14,000 more seats were added, and the stadium was named Cliff Hare Stadium (after a member of Auburn's first football team and eventual dean of the School of Chemistry), although only 12 home games were played there over that 10-year span.

Additional seats were added in 1955, 1960 and 1970. The West upper deck was completed in 1980; the East upper deck and suites were finished for the 1987 season.

The facility was renamed Jordan-Hare Stadium in 1973, recognizing Hall of Fame coach Ralph "Shug" Jordan. The turf at Jordan-Hare Stadium was officially named after Pat Dye, Auburn's Hall of Fame coach and athletics director, prior to the 2005 Iron Bowl.

The Tigers posted a 99-39-4 record in 12 seasons under Dye from 1981-92, and won four SEC championships. Auburn's home games are now played at Pat Dye Field at Jordan-Hare Stadium.

On game days, Auburn's Pat Dye Field at Jordan-Hare Stadium becomes the sixth-largest city in the state of Alabama as Auburn has averaged at least 80,000 fans per game for the last 21 seasons.

Since Jordan-Hare Stadium expanded to its current capacity prior to the 2004 season, the Tigers have tallied 38 sell-out games, including the last 10 consecutively.

JHS QUICK FACTS

ATTENDANCE AVERAGE

1993	81,062
1994	81,287
1995	81,181
1996	82,468
1997	83,545
1998	81,105
1999	80,905
2000	82,435
2001	85,448
2002	82,943
2003	85,203
2004	83,085
2005	84,161
2006	85,063
2007	84,689
2008	86,915
2009	84,614
2010	86,087
2011	85,792
2012	82,646
2013	85,656
2014	87,451
2015	87,451

ALL-TIME WINNING PERCENTAGE BY STADIUM

Year	Record	Winning Pct.
1. Baylor : McLane Stadium (2014)	7-0	1.000
2. Georgia Southern: Paulson Stadium (1984)	183-33	.8472
3. Marshall: Joan C. Edwards Stadium (1991)	144-26	.8471
4. Boise State: Albertsons Stadium (1970)	246-51	.828
5. Alabama: Bryant-Denny Stadium (1929)	240-53-3	.816
6. Auburn: Jordan-Hare Stadium (1939)	304-75-7	.797
7. Penn State: Beaver Stadium (1960)	267-71	.790
8. Ohio State: Ohio Stadium (1922)	419-110-20	.781
9. Tennessee: Neyland Stadium (1921)	450-122-17	.778
10. Fresno State: Bulldog Stadium (1980)	166-48-2	.773

LARGEST ON-CAMPUS STADIUMS

1. Michigan Stadium (Michigan)	109,901
2. Beaver Stadium (Penn State)	106,572
3. Ohio Stadium (Ohio State)	104,944
4. Kyle Field (Texas A&M)	102,733
5. Neyland Stadium (Tennessee)	102,455
6. Tiger Stadium (LSU)	102,321
7. Bryant-Denny Stadium (Alabama)	101,821
8. Darrell K. Royal-Texas Memorial Stadium (Texas)	100,119
9. Sanford Stadium (Georgia)	92,756
10. Ben Hill Griffin Stadium (Florida)	88,548
11. Jordan-Hare Stadium (Auburn)	87,451
12. Memorial (Nebraska)	85,000
13. Bobby Bowden Field at Doak Campbell Stadium (Florida State)	82,300
14. Gaylord Family Oklahoma Memorial Stadium (Oklahoma)	82,112
13. Memorial (Clemson)	81,500



THIS IS AUBURN... ATHLETICS

ACADEMICS

- » In the 2014-15 academic year, 108 student-athletes graduated from Auburn University.
- » A record 346 student-athletes received the Top Tiger Award in 2014-15 with a GPA of 3.0.
- » During the 2014-2015 academic year, more than 200 Auburn University student-athletes were honored as members of the All-SEC Academic Honor Roll.
- » Thirty-two current and former football student-athletes graduated during the 2014-15 academic year, including Cam Newton and Carnell Williams.
- » Six current Tigers have received their degrees, including: Shon Coleman, Devonte Danzy, Justin Garrett, Keymiya Harrell, Alex Kozan and Blake Countess (Michigan).
- » During Autumn of 2014, Auburn swimmer Tofey Leon was selected as a Rhodes Scholarship Finalist. Former Auburn University football player Partick Young was a nominee for the Rhodes Scholarship while former Auburn University football player Ashton Richardson was selected as one of 40 Marshall Scholarship recipients.

FINANCIALS

- » In the last 23 years, the Athletics Department budget has grown from \$21 million to \$128.7 million.
- » In back-to-back years, the Auburn football program had its highest sale of season tickets in school history in 2014 and 2015. In 2015, Auburn sold out of season tickets on June 8, two months earlier than in 2014.
- » Men's basketball season ticket sales increased 122.8% for the 2014-15, selling out premium seating for the first time in the history of Auburn Arena. TUF sales are up 75% year-to-date in 2015-16.
- » Baseball season ticket sales increased 23.4% in 2015.

FACILITIES

- » During 2014, Auburn Athletics funded more than \$7.5 million in facility improvements.
- » Installed prior to the 2015 season, Jordan-Hare Stadium boasts the nation's largest video board, which is 57 feet tall by 190 feet wide.
- » Opened in August 2014, the state-of-the-art Auburn Wellness Kitchen provides student-athletes, students and the general population a dining facility that has six action stations and accommodates those with special dietary needs.
- » The 2014-15 academic year witnessed the launch of the SEC Network which saw major infrastructure work completed necessary to support the SEC Network and War Eagle Productions.

GAME DAY

- » Auburn's game day experience named by outside parties as offering the best tailgating and the best traditions.
- » Per a survey done by the SEC, in which they measured 60 attributes related to the overall game day experience, Auburn scored better than the SEC average on 56 of the 60 measured attributes. Two of the below average rated attributes related to food & beverage prices, for which we in response reduced the price of water and hot dogs to very positive response from our fans.
- » Over 96% of Auburn's donors and fans indicate that the frequency of communication, the transparency of communication, and the content of communication from Auburn Athletics meets or exceeds their needs.

WINNING

- » Auburn has finished in the top 10 percent of the NACDA Director's Cup for 10 consecutive years.
- » Auburn has won 13 national titles since 2004, which is third-most in the SEC. National Champion teams include Football, Men's Swimming and Diving, Women's Swimming and Diving, Equestrian, and Women's Outdoor Track and Field.
- » Auburn has won 20 SEC titles in the past 10 years, tied for fourth-most in the conference.
- » Sixteen of Auburn's 21 sports participated in postseason competition in 2014-15, with four programs achieving Top 10 finishes nationally.
- » The Auburn football team has won a National Championship and two Southeastern Conference Championships in the last five years, and played for the national title for the second time in four years in 2013.
- » No school has won more SEC Football Championships in the last 10 years than Auburn.
- » The Auburn softball team had its best season in school history, advancing to its' first-ever Women's College World Series, where it advanced to the semifinals.
- » Gymnastics advanced to the NCAA Super Six for the first time in 22 years and second time in school history in 2015, finishing sixth while breaking 52 program records.
- » Men's Swimming & Diving team has recorded 23 consecutive top-10 NCAA finish and has won 18 of the last 22 SEC Championships (including 16 consecutive titles from 1997-2012).
- » Women's Golf has won three SEC titles in the last seven years, five in the last 11 years, and seven in the last 16.

2015 STATISTICS

RECORD	OVERALL	HOME	AWAY	NEUTRAL
ALL GAMES	2-1-0	1-0-0	0-1-0	1-0-0
CONFERENCE	0-1-0	0-0-0	0-1-0	0-0-0
NON-CONFERENCE	2-0-0	1-0-0	0-0-0	1-0-0

DATE	OPPONENT	W/L	SCORE	ATTEND
9/5/2015	vs. Louisville (1)	W	31-24	73,927(c)
9/12/2015	Jacksonville State	W	27-20 (OT)	87,451(c)
9/19/2015	at No. 13 LSU	L	45-21	102,321(c)

(1) Chick-fil-A Kickoff Game [Atlanta, Ga.]

RUSHING	GP	Att	Gain	Loss	Net	Avg	TD	Long	Avg/G
Peyton Barber	3	54	279	5	274	5.1	1	21	91.3
Roc Thomas	3	22	88	2	86	3.9	0	17	28.7
Jeremy Johnson	3	21	117	58	59	2.8	2	65	19.7
Ricardo Louis	3	7	31	1	30	4.3	1	8	10.0
Stanton Truitt	3	2	24	0	24	12.0	0	19	8.0
Kerryon Johnson	3	6	24	2	22	3.7	0	9	7.3
Jovon Robinson	2	4	20	0	20	5.0	0	10	10.0
Total	3	116	583	68	515	4.4	4	65	171.7
Opponents	3	142	883	73	810	5.7	9	71	270.0

PASSING	G	Effic	Cmp-Att-Int	Pct	Yds	TD	Lng	Avg/G
Jeremy Johnson	3	121.16	43-72-6	59.7	473	5	51	157.7
Total	3	121.16	43-72-6	59.7	473	5	51	157.7
Opponents	3	108.72	55-93-2	59.1	518	2	35	172.7

RECEIVING	G	No.	Yds	Avg	TD	Long	Avg/G
Ricardo Louis	3	14	132	9.4	1	33	44.0
D'haquille Williams	3	7	81	11.6	1	18	27.0
Melvin Ray	3	6	60	10.0	2	12	20.0
Roc Thomas	3	4	109	27.2	1	51	36.3
Kerryon Johnson	3	4	24	6.0	0	7	8.0
Peyton Barber	3	2	24	12.0	0	15	8.0
Marcus Davis	3	2	13	6.5	0	11	4.3
Jason Smith	3	2	11	5.5	0	7	3.7
Stanton Truitt	3	1	13	13.0	0	13	4.3
Chandler Cox	3	1	6	6.0	0	6	2.0
Total	3	43	473	11.0	5	51	157.7
Opponents	3	55	518	9.4	2	35	172.7

TEAM STATISTICS	AUBURN	OPP
SCORING	79	89
Points Per Game	26.3	29.7
Points Off Turnovers	14	21
FIRST DOWNS	60	75
Rushing	31	43
Passing	26	28
Penalty	3	4
RUSHING YARDAGE	515	810
Yards gained rushing	583	883
Yards lost rushing	68	73
Rushing Attempts	116	142
Average Per Rush	4.4	5.7
Average Per Game	171.7	270.0
TDs Rushing	4	9
PASSING YARDAGE	473	518
Comp-Att-Int	43-72-6	55-93-2
Average Per Pass	6.6	5.6
Average Per Catch	11.0	9.4
Average Per Game	157.7	172.7
TDs Passing	5	2
TOTAL OFFENSE	988	1328
Total Plays	188	235
Average Per Play	5.3	5.7
Average Per Game	329.3	442.7
KICK RETURNS: #-Yards	8-216	1-27
PUNT RETURNS: #-Yards	2-25	2-23
INT RETURNS: #-Yards	2-35	6-46
KICK RETURN AVERAGE	27.0	27.0
PUNT RETURN AVERAGE	12.5	11.5
INT RETURN AVERAGE	17.5	7.7
FUMBLES-LOST	4-2	7-1
PENALTIES-Yards	15-146	15-114
Average Per Game	48.7	38.0
PUNTS-Yards	11-509	8-298
Average Per Punt	46.3	37.2
Net punt average	40.5	31.6
KICKOFFS-Yards	15-917	17-1009
Average Per Kick	61.1	59.4
Net kick average	39.3	37.8
TIME OF POSSESSION/Game	26:23	33:37
3RD-DOWN Conversions	14/32	22/44
3rd-Down Pct	44%	50%
4TH-DOWN Conversions	1/2	4/5
4th-Down Pct	50%	80%
SACKS BY-Yards	6-42	5-24
MISC YARDS	0	0
TOUCHDOWNS SCORED	10	11
FIELD GOALS-ATTEMPTS	3-3	4-8
ON-SIDE KICKS	0-0	0-1
RED-ZONE SCORES	(7-8) 88%	(12-16) 75%
RED-ZONE TOUCHDOWNS	(6-8) 75%	(9-16) 56%
PAT-ATTEMPTS	(10-10) 100%	(11-11) 100%
ATTENDANCE	87451	102321
Games/Avg Per Game	1/87451	1/102321
Neutral Site Games		1/73927

SCORE BY QUARTERS	1st	2nd	3rd	4th	OT	Total
Auburn	10	13	28	21	7	79
Opponents	14	20	24	31	0	89

PUNT RETURNS	No.	Yds	Avg	TD	Long
Marcus Davis	2	25	12.5	0	27
Total	2	25	12.5	0	27
Opponents	2	23	11.5	0	23

2015 STATISTICS

INTERCEPTIONS.....	No.	Yds	Avg	TD	Long
Tray Matthews	1	35	35.0	0	35
Johnathan Ford	1	0	0.0	0	0
Total.....	2	35	17.5	0	35
Opponents.....	6	46	7.7	0	26

KICK RETURNS.....	No.	Yds	Avg	TD	Long
Kerryon Johnson	3	98	32.7	0	40
Johnathan Ford	2	74	37.0	0	46
Ricardo Louis.....	1	22	22.0	0	22
Blake Countess	1	14	14.0	0	14
Kamryn Pettway	1	8	8.0	0	8
Total.....	8	216	27.0	0	46
Opponents.....	1	27	27.0	0	28

FUMBLE RETURNS.....	No.	Yds	Avg	TD	Long
Justin Garrett.....	1	82	82.0	1	82
Total.....	1	82	82.0	1	82
Opponents.....	0	0	0.0	0	0

FIELD GOAL RETURNS.....	No.	Yds	Avg	TD	Long
Total.....	0	0	0.0	0	--
Opponents.....	0	0	0.0	1	0

----- PATs -----

SCORING.....	TD	FGs	Kick	Rush	Rcv	Pass	DXP	Saf	Points
Daniel Carlson	0	3-3	10-10	0-0	0	0-0	0	0	19
Melvin Ray.....	2	0-0	0-0	0-0	0	0-0	0	0	12
Jeremy Johnson	2	0-0	0-0	0-0	0	0-0	0	0	12
Ricardo Louis.....	2	0-0	0-0	0-0	0	0-0	0	0	12
D'haquille Williams.....	1	0-0	0-0	0-0	0	0-0	0	0	6
Justin Garrett.....	1	0-0	0-0	0-0	0	0-0	0	0	6
Roc Thomas	1	0-0	0-0	0-0	0	0-0	0	0	6
Peyton Barber.....	1	0-0	0-0	0-0	0	0-0	0	0	6
Total.....	10	3-3	10-10	0-0	0	0-0	0	0	79
Opponents.....	11	4-8	11-11	0-0	0	0-0	0	0	89

TOTAL OFFENSE.....	G	Plays	Rush	Pass	Total	Avg/G
Jeremy Johnson	3	93	59	473	532	177.3
Peyton Barber.....	3	54	274	0	274	91.3
Roc Thomas	3	22	86	0	86	28.7
Ricardo Louis.....	3	7	30	0	30	10.0
Stanton Truitt.....	3	2	24	0	24	8.0
Kerryon Johnson	3	6	22	0	22	7.3
Jovon Robinson	2	4	20	0	20	10.0
Total.....	3	188	515	473	988	329.3
Opponents.....	3	235	810	518	1328	442.7

FIELD GOALS.....	FGM-FGA	Pct	01-19	20-29	30-39	40-49	50-99	Lg	Blk
Daniel Carlson	3-3	100.0	0-0	1-1	0-0	1-1	1-1	56	0

FG SEQUENCE	Auburn	OPPONENTS
Louisville Cardinals	(56)	36,61,(43)
Jacksonville State	(27),(49)	39,(32),50,(26)
LSU	-	(32)

Numbers in (parentheses) indicate field goal was made.

PUNTING.....	No.	Yds	Avg	Long	TB	FC	I20	50+	Blkd
Kevin Phillips.....	11	509	46.3	56	2	4	6	6	0
Total.....	11	509	46.3	56	2	4	6	6	0
Opponents.....	8	298	37.2	47	1	3	3	0	0

KICKOFFS.....	No.	Yds	Avg	TB	OB	Retn	Net	YdLn
Daniel Carlson	14	888	63.4	12	1			
Will Hastings	1	29	29.0	0	0			
Total.....	15	917	61.1	12	1	27	39.3	25
Opponents.....	17	1009	59.4	6	2	216	37.8	27

ALL PURPOSE.....	G	Rush	Rec	PR	KOR	IR	Tot	Avg/G
Peyton Barber.....	3	274	24	0	0	0	298	99.3
Roc Thomas	3	86	109	0	0	0	195	65.0
Ricardo Louis.....	3	30	132	0	22	0	184	61.3
Kerryon Johnson	3	22	24	0	98	0	144	48.0
D'haquille Williams.....	3	0	81	0	0	0	81	27.0
Johnathan Ford	3	0	0	0	74	0	74	24.7
Melvin Ray.....	3	0	60	0	0	0	60	20.0
Jeremy Johnson	3	59	0	0	0	0	59	19.7
Marcus Davis.....	3	0	13	25	0	0	38	12.7
Stanton Truitt.....	3	24	13	0	0	0	37	12.3
Tray Matthews	2	0	0	0	0	35	35	17.5
Jovon Robinson	2	20	0	0	0	0	20	10.0
Blake Countess	3	0	0	0	14	0	14	4.7
Jason Smith.....	3	0	11	0	0	0	11	3.7
Kamryn Pettway	2	0	0	0	8	0	8	4.0
Chandler Cox.....	3	0	6	0	0	0	6	2.0
Total.....	3	515	473	25	216	35	1264	421.3
Opponents.....	3	810	518	23	27	46	1424	474.7

2015 DEFENSIVE STATISTICS

DEFENSIVE LEADERS	GP	-----Tackles-----			TFL/Yds	-Sacks-	-----Pass Def-----			---Fumbles---		Blkd Kick	Saf
		Solo	Ast	Total			Int-Yds	BrUp	QBH	Rcv-Yds	FF		
23 Johnathan Ford.....	3-3	19	15	34	.	.	1-0	1	.	.	1	.	.
8 Cassanova McKinzy.....	3-1	13	15	28	4.0-28	2.0-22	.	.	2	.	1	.	.
17 Kris Frost	3-3	2	24	26	1.0-0	.	.	.	2
3 Jonathan Jones.....	3-3	9	7	16	.	.	.	2	.	.	1	.	.
30 Tre' Williams.....	3-0	4	12	16	1
1 Montravius Adams.....	3-3	6	9	15	1.5-6	1.0-5	.	.	2	.	1	.	.
28 Tray Matthews	2-2	5	8	13	.	.	1-35
19 Nick Ruffin	3-1	5	7	12	0.5-0	.	.	1
95 Dontavious Russell.....	3-3	4	7	11	2.5-8	1.5-5	.	.	4
22 Tim Irvin.....	3-1	2	8	10	.	.	.	2	2
24 Blake Countess.....	3-3	5	4	9	.	.	.	1
20 Jeremiah Dinson	3-0	4	4	8
94 Devaroe Lawrence	3-0	2	6	8	1.0-4	0.5-3
4 Jeff Holland.....	3-0	3	2	5	1.0-1	.	.	.	1
6 DaVonte Lambert.....	3-3	.	5	5	0.5-1	.	.	1	2
90 Maurice Swain	3-1	.	4	4	1
26 Justin Garrett.....	2-2	2	2	4	0.5-1	1-82	.	.	.
42 Gimel President.....	3-0	2	2	4	1
16 JaViere Mitchell.....	3-0	3	1	4
55 Carl Lawson	1-1	.	4	4	2.0-9	1.0-7	.	.	3
59 Raashed Kennion	3-1	2	2	4	1.0-2	.	.	.	3
47 Cameron Toney.....	1-1	.	3	3
9 Byron Cowart	3-0	.	3	3	1
18 Carlton Davis.....	3-0	3	.	3	.	.	.	1
57 Deshaun Davis.....	3-0	.	2	2	0.5-0
80 Marcus Davis	3-0	1	.	1
6 Jeremy Johnson.....	3-3	1	.	1
25 Peyton Barber.....	3-2	1	.	1
Total.....	3-0	98	156	254	16-60	6-42	2-35	9	25	1-82	4	.	.
Opponents.....	3-0	93	128	221	15.0-41	5-24	6-46	9	10	2-0	2	.	.

SPECIAL TEAMS TACKLES

SPECIAL TEAMS	-----Tackles-----		
	Solo	Ast	Total
Johnathan Ford	1	0	1
Kris Frost	1	0	1
Tre' Williams	1	0	1

2015 SCORING DRIVES

Plays	Yards	TOP	Qtr	Scoring Play
LOUISVILLE				
5	26	1:52	1	Jeremy Johnson 1 yd run
--	--	--	2	Justin Garrett 82 yd fumble recovery
12	49	4:08	2	Daniel Carlson 56 yd field goal
7	75	3:39	3	Ricardo Louis 33 yd pass from Jeremy Johnson
12	72	6:12	4	Ricardo Louis 8 yd run
Total	36	15:51		(4 scoring drives)
Avg.	9.0	55.5	3:49	(Season: 4 scoring drives, 36 plays, 473 yds)

Plays	Yards	TOP	Qtr	Scoring Play
JACKSONVILLE STATE				
15	68	4:34	1	Daniel Carlson 27 yd field goal
10	43	3:34	2	Daniel Carlson 49 yd field goal
7	80	3:09	3	Roc Thomas 51 yd pass from Jeremy Johnson
5	31	1:22	4	Melvin Ray 10 yd pass from Jeremy Johnson
6	25	---	OT	Peyton Barber 4 yd run
Total	43	247	12:39	(4 scoring drives)
Avg.	8.6	49.4	3:16	(Season: 8 scoring drives, 79 plays, 720 yds)

Plays	Yards	TOP	Qtr	Scoring Play
LSU				
15	68	4:34	1	Daniel Carlson 27 yd field goal
4	75	1:41	3	Jeremy Johnson 65 yd run
6	59	3:01	3	Melvin Ray 9 yd pass from Jeremy Johnson
10	70	5:28	4	Duke Williams 10 yd pass from Jeremy Johnson
Total	35	272	14:44	(4 scoring drives)
Avg.	8.75	68.0	3:41	(Season: 12 scoring drives, 114 plays, 992 yds)

Average Scoring Drive: Plays: 9.5 • Yards: 82.6 • Time: 3:36

MISCELLANEOUS STATISTICS

Average Time of Possession (by Quarter)

	1	2	3	4	Total
AUBURN	6:04	5:49	7:31	6:58	26:23
Opponents	8:56	9:10	7:28	8:02	33:36

Third Down Conversions (by Quarter)

	1	2	3	4	OT	Total
AUBURN	4-9	3-9	3-6	3-7	1-1	14-32
Pct.	44.4%	33.3%	50.0%	42.9%	100.0%	43.8%
Opponents	7-10	8-15	3-7	4-11	0-1	22-44
Pct.	70.0%	53.3%	42.9%	36.4%	0.0%	50.0%

Third Down Conversions (by Yardage)

	Yards to go	1-3	4-6	7-9	10+	Total
AUBURN.....	5-7	3-7	5-8	1-10	14-32	
Pct.	71.4%	42.8%	62.5%	10.0%	43.75%	
Opponents.....	11-13	7-11	2-7	2-11	22-44	
Pct.	84.6%	63.6%	28.6%	18.2%	50.0%	

Red Zone

AU Scores/Times in Red Zone: 7/8 (87.5)
 AU TDs/Times in Red Zone: 6/8 (75.0)
 Scores (7): 6 TD, 1 FG
 Non-Scores (1): 0 FGA, 0 INT, 1 Fumble, 0 Downs, 0 Half
 Opp. Scores/Times in Red Zone: 12/16 (75.0)
 Opp. TDs/Times in Red Zone: 9/16 (56.3)
 Scores (12): 9 TD, 3 FG
 Non-Scores (4): 2 FGA, 0 INT, 1 Fumble, 1 Downs, 0 Half

Turnovers

Takeaways – 3, Giveaways – 8
 Difference – (-5)
 Points Off TOs – AU 14, Opp. 21
 Points Off TOs/Game – AU 4.7, Opp. 7.0

Kickoffs

Kickoffs – 15 for 917 yards (61.1 avg.)
 Carlson – 14 KO, 12 TB, 1 OB, 1 return
 Touchbacks – 12
 Out of Bounds – 1
 On-side kicks – 0-for-1
 Opp. Returns – 1 for 27 yards (27.0 avg.)

2015 GAME-BY-GAME TEAM STATISTICS

Game	Score	First Downs		Rushing		Passing			Total Off.	Punts	Fum.	Penalties	3rd	Time of
		Tot	Ru-Pa-Pe	No-Yds-TD	C-A-I	Yds	TD	Pl-Yds	No-Avg	F-L	No-Yds	Downs	Poss	
Louisville	24	27	17-9-1	48-238-3	17-33-1	167	0	81-405	3-39.3	3-1	5-35	8-16	30:50	
vs. Auburn (#6)	31	21	11-8-2	41-190-2	11-21-3	137	1	62-327	2-47.0	0-0	8-80	4-10	29:10	
Jacksonville State	20	28	12-14-2	46-161-1	26-43-1	277	1	89-438	2-29.5	4-0	5-36	8-17	35:25	
at Auburn (#6)	27	23	10-13-0	38-165-1	21-32-2	236	2	70-401	3-38.3	2-1	3-40	7-12	24:35	
Auburn (#18)	21	16	10-5-1	37-160-1	11-19-1	100	2	56-260	6-50.0	2-1	4-26	3-10	26:23	
at LSU (#13)	45	20	14-5-1	48-411-5	12-17-0	74	1	65-485	3-40.3	0-0	5-43	6-11	33:37	

STARTING LINEUPS

OFFENSE	QB	RB	HB/RB/WR/TE	WR	WR	WR/RB/TE	LT	LG	C	RG	RT
vs. Louisville	J. Johnson	R. Thomas	C. Cox (HB)	D. Williams	R. Louis	M. Ray (WR)	S. Coleman	A. Kozan	A. Golson	B. Smith	A. Young
Jacksonville State	J. Johnson	P. Barber	C. Cox (HB)	D. Williams	R. Louis	M. Ray (WR)	S. Coleman	A. Kozan	A. Golson	D. Danzey	B. Smith
at LSU	J. Johnson	P. Barber	C. Cox (HB)	D. Williams	R. Louis	M. Ray (WR)	S. Coleman	A. Kozan	A. Golson	B. Smith	A. Young
DEFENSE	DE	DT	DT	DE	LB	LB	LB/Nickel/BUCK	CB	CB	SAF	SAF
vs. Louisville	C. Lawson	M. Adams	D. Russell	D. Lambert	K. Frost	J. Garrett	T. Irvin (NK)	B. Countess	J. Jones	T. Matthews	J. Ford
Jacksonville State	R. Kennion	M. Adams	D. Russell	D. Lambert	K. Frost	J. Garrett	J. Holsey (NK)	B. Countess	J. Jones	N. Ruffin	J. Ford
at LSU	M. Swain	M. Adams	D. Russell	D. Lambert	K. Frost	J. Garrett	C. Toney (BUCK)	B. Countess	J. Jones	T. Matthews	J. Ford

2015 GAME-BY-GAME INDIVIDUAL STATISTICS

Passing

C-A-Yds-Int, TD	#6 Johnson	#13 White
Louisville	11-21-137-3, 1	---
JSU	21-32-236-2, 2	---
at LSU (#6)	11-19-100-1, 2	---
Mississippi St.		
San Jose St.		
at Kentucky		
at Arkansas		
Ole Miss		
at Texas A&M		
Georgia		
Idaho		
Alabama		

Field Goals

Made, (Missed)	#38 Carlson
Louisville	56
JSU	27, 49
at LSU (#6)	---
Mississippi St.	
San Jose St.	
at Kentucky	
at Arkansas	
Ole Miss	
at Texas A&M	
Georgia	
Idaho	
Alabama	

Punting

No.-Avg, In 20	#91 Phillips
Louisville	2-47.0, 1
JSU	3-38.3, 3
at LSU (#6)	6-50.0, 2
Mississippi St.	
San Jose St.	
at Kentucky	
at Arkansas	
Ole Miss	
at Texas A&M	
Georgia	
Idaho	
Alabama	

Rushing

No.-Yds, TD	#5 Louis	#6 J. Johnson	#9 Thomas	#21 K. Johnson	#25 Barber	#29 Robinson	#10 Truitt
Louisville	4-21, 1	5-16, 1	6-27	--	24-115	2-16	--
JSU	1-3	4-7	8-22	2-8	23-125, 1	--	--
at LSU (#6)	2-6	12-41, 1	8-37	4-14	7-34	2-4	2-24
Mississippi St.							
San Jose St.							
at Kentucky							
at Arkansas							
Ole Miss							
at Texas A&M							
Georgia							
Idaho							
Alabama							

Receiving

No.-Yds, TD	#1 D. Williams	#4 Smith	#5 Louis	#8 Stevens	#9 Thomas	#10 Truitt	#12 Wallace	#29 Robinson	#80 Davis	#83 Davis	#82 Ray
Louisville	3-40	1-7	3-54, 1	--	--	--	--	--	1-2	--	2-19
JSU	2-22	--	10-76	--	2-73, 1	--	--	--	1-11	--	3-32, 1
at LSU (#6)	2-19, 1	1-4	1-2	--	2-36	1-13	--	--	--	--	1-9, 1
Mississippi St.											
San Jose St.											
at Kentucky											
at Arkansas											
Ole Miss											
at Texas A&M											
Georgia											
Idaho											
Alabama											

No.-Yds, TD	#25 Barber	#27 Cox	#21 Johnson
Louisville	1-15	--	--
JSU	1-9	1-6	1-7
at LSU (#6)	--	--	3-17
Mississippi St.			
San Jose St.			
at Kentucky			
at Arkansas			
Ole Miss			
at Texas A&M			
Georgia			
Idaho			
Alabama			

2015 GAME-BY-GAME INDIVIDUAL STATISTICS

Defensive Linemen

Solo+Ast=Total	#1 Adams	#6 Lambert	#9 Cowart	#42 President	#55 Lawson	#59 Kennion	#94 Lawrence	#95 Russell
Louisville	3+4=7	0+1=1	0+2=2	--	0+4=4	0+1=1	1+1=2	1+5=6
JSU	2+4=6	0+4=4	--	--	DNP	2+0=2	--	3+2=5
at LSU (#6)	1+1=2	--	0+1=1	2+2=4	DNP	0+1=1	1+5=6	--
Mississippi St.								
San Jose St.								
at Kentucky								
at Arkansas								
Ole Miss								
at Texas A&M								
Georgia								
Idaho								
Alabama								

Solo+Ast=Total	#90 Swain	#47 Toney
Louisville	--	DNP
JSU	0+1=1	DNP
at LSU (#6)	0+3=3	0+3=3
Mississippi St.		
San Jose St.		
at Kentucky		
at Arkansas		
Ole Miss		
at Texas A&M		
Georgia		
Idaho		
Alabama		

Linebackers

Solo+Ast=Total	#4 Holland	#8 McKinzy	#16 Mitchell	#17 Frost	#26 Garrett	#30 T. Williams	#33 Flowers	#57 Davis
Louisville	1+0=1	4+2=6	--	0+8=8	2+2=4	1+4=5	--	--
JSU	1+1=2	8+5=13	1+0=1	2+6=8	--	1+0=1	--	--
at LSU (#6)	1+1=2	1=8=9	2+1=3	0+10=10	DNP	2+8=10	--	0+2=2
Mississippi St.								
San Jose St.								
at Kentucky								
at Arkansas								
Ole Miss								
at Texas A&M								
Georgia								
Idaho								
Alabama								

Defensive Backs

Solo+Ast=Total	#3 J. Jones	#18 Davis	#19 Ruffin	#20 Dinson	#22 Irvin	#23 Ford	#24 Countess	#28 Matthews
Louisville	1+3=4	1+0=1	1+1=2	3+1=4	0+4=4	8+4=12	1+1=2	4+4=8
JSU	6+1=7	2+0=2	2+5=7	1+0=1	1+3=4	9+3=12	2+1=3	--
at LSU (#6)	2+3=5	--	2+1=3	0+3=3	1+1=2	2+8=10	2+2=4	1+4=5
Mississippi St.								
San Jose St.								
at Kentucky								
at Arkansas								
Ole Miss								
at Texas A&M								
Georgia								
Idaho								
Alabama								

2015 SUPERLATIVES

Auburn Team Superlatives

Rushes	41	vs Louisville (Sep 05, 2015)
Yards Rushing	190	vs Louisville (Sep 05, 2015)
Yards Per Rush	4.6	vs Louisville (Sep 05, 2015)
TD Rushes	2	vs Louisville (Sep 05, 2015)
Pass attempts	32	vs Jacksonville State (Sep 12, 2015)
Pass completions	21	vs Jacksonville State (Sep 12, 2015)
Yards Passing	236	vs Jacksonville State (Sep 12, 2015)
Yards Per Pass	7.4	vs Jacksonville State (Sep 12, 2015)
TD Passes	2	vs Jacksonville State (Sep 12, 2015) at LSU (Sep 19, 2015)
Total Plays	70	vs Jacksonville State (Sep 12, 2015)
Total Offense	401	vs Jacksonville State (Sep 12, 2015)
Yards Per Play	5.7	vs Jacksonville State (Sep 12, 2015)
Points	31	vs Louisville (Sep 05, 2015)
Sacks By	4	vs Louisville (Sep 05, 2015)
First Downs	23	vs Jacksonville State (Sep 12, 2015)
Penalties	8	vs Louisville (Sep 05, 2015)
Penalty Yards	80	vs Louisville (Sep 05, 2015)
Turnovers	3	vs Jacksonville State (Sep 12, 2015) vs Jacksonville State (Sep 12, 2015)
Interceptions By	1	vs Louisville (Sep 05, 2015) vs Jacksonville State (Sep 12, 2015)
Punts	6	at LSU (Sep 19, 2015)
Punting Avg.	50.0	at LSU (Sep 19, 2015)
Long Punt	56	at LSU (Sep 19, 2015)
Punts inside 20	3	vs Jacksonville State (Sep 12, 2015)
Long Punt Return	27	at LSU (Sep 19, 2015)

Auburn Individual Superlatives

Rushes	24	Peyton Barber vs Louisville (Sep 05, 2015)
Yards Rushing	125	Peyton Barber vs Jacksonville State (Sep 12, 2015)
TD Rushes	1	Ricardo Louis vs Louisville (Sep 05, 2015) Jeremy Johnson vs Louisville (Sep 05, 2015) Peyton Barber vs Jacksonville State (Sep 12, 2015) Jeremy Johnson at LSU (Sep 19, 2015)
Long Rush	65	Jeremy Johnson at LSU (Sep 19, 2015)
Pass attempts	32	Jeremy Johnson vs Jacksonville State (Sep 12, 2015)
Pass completions	21	Jeremy Johnson vs Jacksonville State (Sep 12, 2015)
Yards Passing	236	Jeremy Johnson vs Jacksonville State (Sep 12, 2015)
TD Passes	2	Jeremy Johnson vs Jacksonville State (Sep 12, 2015) Jeremy Johnson at LSU (Sep 19, 2015)
Long Pass	51	Jeremy Johnson vs Jacksonville State (Sep 12, 2015)
Receptions	10	Ricardo Louis vs Jacksonville State (Sep 12, 2015)
Yards Receiving	76	Ricardo Louis vs Jacksonville State (Sep 12, 2015)
TD Receptions	1	Ricardo Louis vs Louisville (Sep 05, 2015) Roc Thomas vs Jacksonville State (Sep 12, 2015) Melvin Ray vs Jacksonville State (Sep 12, 2015) D'haquille Williams at LSU (Sep 19, 2015) Melvin Ray at LSU (Sep 19, 2015)
Long Reception	51	Roc Thomas vs Jacksonville State (Sep 12, 2015)
Field Goals	2	Daniel Carlson vs Jacksonville State (Sep 12, 2015)
Long Field Goal	56	Daniel Carlson vs Louisville (Sep 05, 2015)
Punts	6	Kevin Phillips at LSU (Sep 19, 2015)
Punting Avg.	50.0	Kevin Phillips at LSU (Sep 19, 2015)
Long Punt	56	Kevin Phillips at LSU (Sep 19, 2015)
Punts inside 20	3	Kevin Phillips vs Jacksonville State (Sep 12, 2015)
Long Punt Return	27	Marcus Davis at LSU (Sep 19, 2015)
Long Kickoff Return	46	Johnathan Ford vs Jacksonville State (Sep 12, 2015)
Tackles	13	Cassanova McKinzy vs Jacksonville State (Sep 12, 2015)
Sacks	2.0	Cassanova McKinzy vs Jacksonville State (Sep 12, 2015)
Tackles For Loss	3.0	Cassanova McKinzy vs Jacksonville State (Sep 12, 2015)
Interceptions	1	Tray Matthews vs Louisville (Sep 05, 2015) Johnathan Ford vs Jacksonville State (Sep 12, 2015)

Auburn Individual Long Plays

Fumble Return	82	Justin Garrett (TD) vs Louisville (Sep 5, 2015)
Interception Return	35	Tray Matthews vs Louisville (Sep 5, 2015)
Miss FG Return	--	

Opponent Team Superlatives

Rushes	48	vs Louisville (Sep 05, 2015) at LSU (Sep 19, 2015)
Yards Rushing	411	at LSU (Sep 19, 2015)
Yards Per Rush	8.6	at LSU (Sep 19, 2015)
TD Rushes	5	at LSU (Sep 19, 2015)
Pass attempts	43	vs Jacksonville State (Sep 12, 2015)
Pass completions	26	vs Jacksonville State (Sep 12, 2015)
Yards Passing	277	vs Jacksonville State (Sep 12, 2015)
Yards Per Pass	6.4	vs Jacksonville State (Sep 12, 2015)
TD Passes	1	vs Jacksonville State (Sep 12, 2015) at LSU (Sep 19, 2015)
Total Plays	89	vs Jacksonville State (Sep 12, 2015)
Total Offense	485	at LSU (Sep 19, 2015)
Yards Per Play	7.5	at LSU (Sep 19, 2015)
Points	45	at LSU (Sep 19, 2015)
Sacks By	5	at LSU (Sep 19, 2015)
First Downs	28	vs Jacksonville State (Sep 12, 2015)
Penalties	5	vs Louisville (Sep 05, 2015) vs Jacksonville State (Sep 12, 2015) at LSU (Sep 19, 2015)
Penalty Yards	43	at LSU (Sep 19, 2015)
Turnovers	2	vs Louisville (Sep 05, 2015)
Interceptions By	3	vs Louisville (Sep 05, 2015)
Punts	3	vs Louisville (Sep 05, 2015) at LSU (Sep 19, 2015)
Punting Avg.	40.3	at LSU (Sep 19, 2015)
Long Punt	47	vs Louisville (Sep 05, 2015)
Punts inside 20	2	at LSU (Sep 19, 2015)
Long Punt Return	23	at LSU (Sep 19, 2015)

Opponent Individual Superlatives

Rushes	21	Troymaine Pope, vs Jacksonville State (Sep 12, 2015)
Yards Rushing	228	L. Fournette, at LSU (Sep 19, 2015)
TD Rushes	3	L. Fournette, at LSU (Sep 19, 2015)
Long Rush	71	L. Fournette, at LSU (Sep 19, 2015)
Pass attempts	43	Eli Jenkins, vs Jacksonville State (Sep 12, 2015)
Pass completions	26	Eli Jenkins, vs Jacksonville State (Sep 12, 2015)
Yards Passing	277	Eli Jenkins, vs Jacksonville State (Sep 12, 2015)
TD Passes	1	Eli Jenkins, vs Jacksonville State (Sep 12, 2015) Brandon Harris, at LSU (Sep 19, 2015)
Long Pass	35	Jackson, L., vs Louisville (Sep 05, 2015)
Receptions	14	Josh Barge, vs Jacksonville State (Sep 12, 2015)
Yards Receiving	132	Josh Barge, vs Jacksonville State (Sep 12, 2015)
TD Receptions	1	Josh Barge, vs Jacksonville State (Sep 12, 2015) Colin Jeter, at LSU (Sep 19, 2015)
Long Reception	35	Peete, D., vs Louisville (Sep 05, 2015)
Field Goals	2	Connor Rouleau, vs Jacksonville State (Sep 12, 2015)
Long Field Goal	43	Wallace, J., vs Louisville (Sep 05, 2015)
Punts	3	Appleby, J., vs Louisville (Sep 05, 2015) Jamie Keehn, at LSU (Sep 19, 2015)
Punting Avg.	40.3	Jamie Keehn, at LSU (Sep 19, 2015)
Long Punt	47	Appleby, J., vs Louisville (Sep 05, 2015)
Punts inside 20	2	Jamie Keehn, at LSU (Sep 19, 2015)
Long Punt Return	23	T. White, at LSU (Sep 19, 2015)
Long Kickoff Return	28	Jairus Hollman, vs Jacksonville State (Sep 12, 2015)
Tackles	14	Harvey-Clemons, vs Louisville (Sep 05, 2015)
Sacks	2.0	Davon Godchaux, at LSU (Sep 19, 2015)
Tackles For Loss	2.0	Davon Godchaux, at LSU (Sep 19, 2015)
Interceptions	2	Harvey-Clemons, vs Louisville (Sep 05, 2015)

Opponent Individual Long Plays

Fumble Return	--	
Interception Return	26	J. McCandless, vs Jacksonville State (Sep 12, 2015)
Miss FG Return	--	

2015 PLAYS OF 20+ YARDS

Yards	Type	Player(s)	Opponent	Qtr.
82 (TD)	FR	Justin Garrett	Louisville	2
65 (TD)	Rush	Jeremy Johnson	LSU	3
51 (TD)	Pass	Roc Thomas from Jeremy Johnson	Jacksonville State	3
46	KR	Johnathan Ford	Jacksonville State	4
40	KR	Kerryon Johnson	LSU	3
35	INT	Tray Matthews	Louisville	1
33 (TD)	Pass	Ricardo Louis from Jeremy Johnson	Louisville	3
30	KR	Kerryon Johnson	LSU	4
28	KR	Johnathan Ford	Louisville	3
28	KR	Kerryon Johnson	LSU	3
27	PR	Marcus Davis	LSU	4
22	KR	Ricardo Louis	Louisville	3
22	Pass	Roc Thomas from Jeremy Johnson	Jacksonville State	3
21	Rush	Peyton Barber	Jacksonville State	4
20	Pass	Roc Thomas from Jeremy Johnson	LSU	3

PLAY BREAKDOWN

BY PLAY

Kickoff Return	6
Pass	4
Rush	2
Punt Return.....	1
Fumble Return	1
Interception Return.....	1
Missed Field Goal Return	--

BY GAME

vs. Louisville	5
Jacksonville St.	4
at #6 LSU	6

BY QUARTER

1st	1
2nd.....	1
3rd	9
4th	4

RUSHING

Peyton Barber	1
Jeremy Johnson.....	1

PASSING

Jeremy Johnson.....	4
---------------------	---

RECEIVING

Roc Thomas.....	3
Ricardo Louis.....	1

KICKOFF RETURN

Kerryon Johnson	3
Johnathan Ford	2
Ricardo Louis.....	1

PUNT RETURN

Marcus Davis	1
--------------------	---

INTERCEPTION RETURN

Tray Matthews	1
---------------------	---

FUMBLE RETURN

Justin Garrett	1
----------------------	---

MISSED FIELD GOAL RETURN

None

Sept. 5, 2015 • CBS • Georgia Dome (73,927) • Atlanta, Ga.

LOUISVILLE **24**

#6 AUBURN **31**

GAME 1

Auburn's defense set the tone, scored some points and helped the Tigers to a cushy lead through the first half and beyond in the season-opener.

Good thing the defense played well early and Peyton Barber rushed for 115 yards, because the combo helped the Tigers to a 31-24 win Saturday in the Georgia Dome.

Auburn led 24-0 in the third quarter before Louisville made it interesting, cutting its deficit to seven with 2:18 to play. The Tigers played keep-away from there.

The Tigers happily showed off their new defense early, setting up an early touchdown following an interception, scoring again on an 82-yard fumble return by Justin Garrett and generally frustrating offensive-minded Louisville until the second half.

Will Muschamp, the former Auburn defensive coordinator who returned to his former job last December, was a complement to Gus Malzahn's offense, Barber, quarterback Jeremy Johnson and receiver Ricardo Louis' offensive exploits.

Johnson threw for a touchdown and ran for another, Louis caught a touchdown pass and ran for another and Barber came off the bench, replacing the injured Roc Thomas, to break through the 100-yard barrier, gaining 95 of those in the second half when Auburn needed him most.

Auburn led 24-0 midway through the third quarter and everything seemed to be in fine shape.

The latter half of the game was more of a challenge, and losing defensive end Carl Lawson to an injury didn't help.

Lawson wasn't the only one who missed time after being hurt.

Auburn played on.

The rebuild offensive line helped Auburn to 190 rushing yards.

Johnson hit 11-of-21 passes for 137 yards and a touchdown and three interceptions.

Auburn's defense showed the way this time in the first half, setting up a Johnson 1-yard touchdown run following a Tray Matthews interception on Louisville's first play; and Garrett's 82-yard fumble return to give the Tigers a 14-0 lead with 6:54 left in the second quarter.

That was the longest fumble return since at least 1969 when Auburn began recording that stat.

SCORING SUMMARY	
Louisville.....	0 0 10 14 — 24
Auburn.....	7 10 7 7 — 31
AU - Johnson 2 yd run (Carlson kick), 1st, 12:49	
AU - Garrett 82 yd fumble recovery (Carlson kick), 2nd, 6:54	
AU - Carlson 56 yd field goal, 2nd, 00:34	
AU - Louis 33 yd pass from Johnson (Carlson kick), 3rd, 11:21	
UL - Wallace 43 yd field goal, 3rd, 7:07	
UL - Jackson 10 yd run (Wallace kick), 3rd, 1:21	
AU - Louis 8 yd run (Carlson kick), 4th, 10:04	
UL - Radcliff 2 yd run (Wallace kick), 4th, 6:21	
UL - Radcliff 2 yd run (Wallace kick), 4th, 2:59	
TEAM STATISTICS	
First Downs	27 21
Rushes-Yards	48-238 41-190
Passing Yards	167 137
Comp-Att-Int	17-33-1 11-21-3
Total Plays-Yards	81-405 62-327
Punts-Avg.	3-39.3 2-47.0
Fumbles/Lost	3/1 0/0
Penalties-Yards	5-35 8-80
3rd Down Conv.	8-of-16 4-of-10
Time of Possession	30:50 29:10
INDIVIDUAL STATISTICS	
RUSHING: (UL) - Jackson 6-106 (TD), Radcliff 17-76 (2 TD) Samuel 1-21. (AU) - Barber 24-115, Thomas 6-27, Louis 4-21 (TD), Robinson 2-16, Johnson 5-11 (TD).	
PASSING: (UL) - Jackson 9-20-1-100. (AU) - Johnson 11-21-3-137 (TD).	
RECEIVING: (UL) - Quick 4-28, Peete 3-60, Smith 3-34, Samuel 2-22, Crum 2-19, Standberry 1-6, Savage 1-2, Radcliff 1-(-4). (AU) - Louis 3-54 (TD), Williams 3-40, Ray 2-19, Barber 1-15, Smith 1-7, Davis 1-2.	

Daniel Carlson then hit a career-best 56-yard field goal to make 17-0 with 34 seconds left in the half. That was the longest Auburn field goal since 2003 when Philip Yost hit a 57-yarder and the third longest in school history.

A 33-yard Johnson-to-Ricardo Louis touchdown pass made it 24-0 with 11:21 in the third quarter. Louisville finally scored on a 33-yard John Wallace field goal with 7:07 left in the third, then made it 24-10 on a 10-yard run by Lamar Jackson.

Louis' 8-yard touchdown on an end around gave Auburn a 31-10 lead with 10:04 remaining in the game. The Cardinals scored to make it 31-17 with 6:21 remaining. Louisville cut it to 31-24, but didn't get the ball back.

Auburn went young early, starting true freshmen Chandler Cox and Tim Irvin. They were the first true freshmen to start on opening day since Reese Dismukes in 2011.

Sept. 12, 2015 • SECN • Jordan-Hare Stadium (87,451) • Auburn, Ala.

JACKSONVILLE STATE **20**

#6 AUBURN **27**

GAME 2

Auburn turned on college football's largest video board Saturday and showed a thriller.

Jeremy Johnson threw a 10-yard touchdown pass to Melvin Ray with 39 seconds left, and Peyton Barber scored on a 4-yard run in overtime as Auburn beat Jacksonville State 27-20 on a surprising Saturday in Jordan-Hare Stadium.

Auburn scored first in overtime and then turned away the Gamecocks.

It was more than a lot of Auburn fans expected, especially when Jacksonville State's Troymaine scored on a 5-yard touchdown run with 5:38 left to give the Gamecocks a 20-13 lead.

Johnson also threw a 51-yard touchdown pass to running back Roc Thomas for a 13-10 lead in the give-and-take game.

Auburn figures to get a tougher test, still, in next Saturday's game at LSU in its SEC opener.

The Tigers improved to 2-0. Jacksonville State fell to 1-1.

Barber came through at the end. He caught a 9-yard pass from Johnson in overtime, and then scored the game-winner on the next play.

Barber followed up his 115-yard rushing game in the opener with 125 more yards against Jacksonville State.

Johnson hit 21-of-32 passes for 236 yards and two touchdowns and two interceptions.

It was a tough start. Auburn didn't score a touchdown in the first half, and, indeed, trailed 10-6 at halftime.

Auburn's first-half scoring was limited to a pair of Daniel Carlson field goals, a 27-yarder and a 49-yarder. Jacksonville State got a 32-yard field goal from Connor Rouleau, and took the lead on an 11-yard touchdown pass from Eli Jenkins to Josh Barge with 5:31 left in the first half.

It was an uneven performance for Auburn. Johnson hit 11-of-18 passes for 100 yards. Peyton Barber rushed 13 times for 44 yards.

SCORING SUMMARY	
JSU.....	0 10 0 0 — 20
Auburn.....	3 3 7 7 7 — 27
AU - Carlson 27 yd field goal, 1st, 3:06	
JSU - Rouleau 32 yd field goal, 2nd, 13:29	
AU - Carlson 49 yd field goal, 2nd, 9:55	
JSU - Jenkins 11 yd pass to Barge (Rouleau kick), 2nd, 5:31	
AU - Johnson 51 yd pass to Thomas (Carlson kick), 3rd, 8:27	
JSU - Rouleau 26 yd field goal, 10:43, 4th	
JSU - Pope 5 yd run, 5:38, 4th	
AU - Johnson 10 yd pass to Ray, 00:39, 4th	
AU - Barber 4 yd run, OT	
TEAM STATISTICS	
First Downs	28 23
Rushes-Yards	46-161 38-164
Passing Yards	277 236
Comp-Att-Int	26-43-1 21-32-2
Total Plays-Yards	89-438 70-401
Punts-Avg.	2-29.5 3-38.3
Fumbles/Lost	4/0 2/1
Penalties-Yards	5-36 3-40
3rd Down Conv.	8-of-17 7-of-12
Time of Possession	35:25 24:35
INDIVIDUAL STATISTICS	
RUSHING: (JSU) - Pope 21-85 (TD), Jenkins 18-37, Clemons 4-36, M. Jones 2-7. (AU) - Barber 23-125 (TD), Thomas 8-22, K. Johnson 2-8, J. Johnson 4-7, Louis 1-3.	
PASSING: (JSU) - Jenkins 26-43-1-277 (TD). (AU) - J. Johnson 21-32-2-236 (2 TD).	
RECEIVING: (JSU) - Barge 14-132 (TD), Gonzalez 8-101, Goffigan 2-25, Screws 2-19. (AU) - Louis 10-76, Ray 3-32 (TD), Thomas 2-73 (TD), D. Williams 2-22, Davis 1-11, Barber 1-9, K. Johnson 1-7, Cox 1-6.	

Jacksonville State gave up the lead early in the third quarter, but the Gamecocks kept coming. Rudy Ford had to turn away one Jax State drive with an interception in the end zone when Auburn led 13-10.

Sept. 19, 2015 • CBS • Tiger Stadium (102,321) • Baton Rouge, La.

#18	AUBURN	21
#13	LSU	45

GAME 1

Auburn didn't have an answer for LSU running back Leonard Fournette, who trumped a comeback bid that started from way back Saturday in Tiger Stadium.

The big running back rushed for 228 yards and three touchdowns, and was the engine that carried LSU over Auburn 45-21.

Auburn quarterback Jeremy Johnson ran for a touchdown and threw for two more, but it wasn't enough to overcome LSU's 24-0 halftime advantage.

Auburn came out with some life to start the second half. Johnson raced 65 yards straight up the middle for a touchdown early in the third quarter. It was the longest TD run by an Auburn quarterback since Cam Newton scored on a 71-yard run in 2010.

But Fournette was strong early, going 29 yards for a touchdown to go over 200 yards on the day for a 31-7 lead with 10:56 left in the third quarter. Later, Johnson threw a 9-yard TD pass to Melvin Ray to cut it to 38-14 and then a 10-yard touchdown pass to Duke Williams.

Auburn fell to 2-1 overall and 0-1 in the SEC heading into next Saturday's home game against Mississippi State. LSU improved to 2-0 overall and 2-0 in the league.

Fournette didn't waste time letting his intentions known. He raced 71 yards on the first offensive play of the game and had 169 rushing yards by halftime. LSU led 24-0 by then behind Fournette and quarterback Brandon Harris, who had 63 rushing yards in the first half.

SCORING SUMMARY

Auburn.....	0	0	14	7	—	21
LSU.....	14	10	14	7	—	45

LS - Harris 2 yd run (Domingue kick), 1st, 13:19
 LS - Jeter 1 yd pass from Harris (Domingue kick), 1st, 1:39
 LS - Domingue 32 yd field goal, 2nd, 6:54
 LS - Fournette 40 yd run (Domingue kick), 2nd, 2:10
 AU - Johnson 65 yd run (Carlson kick), 3rd, 13:19
 LS - Fournette 29 yd run (Domingue kick), 3rd, 10:56
 LS - Fournette 1 yd run (Domingue kick), 3rd, 4:14
 AU - Ray 9 yd pass from Johnson (Carlson kick), 3rd, 1:03
 LS - Harris 1 yd run (Domingue kick), 4th, 11:23
 AU - D. Williams 10 yd pass from Johnson (Carlson kick), 4th, 5:47

TEAM STATISTICS

	AU	LSU
First Downs	16	20
Rushes-Yards	37-160	48-411
Passing Yards	100	74
Comp-Art-Int	11-19-1	12-17-0
Total Plays-Yards	56-260	65-485
Punts-Avg.	6-50	3-40.3
Fumbles/Lost	2/1	0/0
Penalties-Yards	4-26	5-43
3rd Down Conv.	3-of-10	6-of-11
Time of Possession	26:23	33:37

INDIVIDUAL STATISTICS

RUSHING: (AU) - J. Johnson 12-41 (1 TD), Thomas 8-37, Barber 7-34, Truitt 2-24, K. Johnson 4-14, Louis 2-6, Robinson 2-4. (LSU) - Fournette 19-228 (3 TD), Harris 8-66 (2 TD), Guice 6-55, Williams 8-41, Jackson 1-14, Brossette 4-13, Team 2-6.

PASSING: (AU) - Johnson 11-19-1-100 (2 TD). (LSU) - Harris 12-17-0-74 (TD).

RECEIVING: (AU) - K. Johnson 3-17, Thomas 2-36, D. Williams 2-19 (1 TD), Truitt 1-13, Ray 1-9 (1 TD), Smith 1-4, Louis 1-2. (LSU) - Dural 4-27, Jeter 2-15 (1 TD), Diarse 1-10, Fournette 1-9, Dupre 1-8, Guice 1-6, Johnson 1-0, Brossette 1-1.

LSU had the ball 8½ more minutes in the first half.

Punter Kevin Phillips had four kicks of 50+ yards. Auburn had three defenders with double-figure tackles for the first time since 2012: Kris Frost, Johnathan Ford and Tré Williams.

LAST TIME...

An Auburn Team

Had 35 First Downs ... vs. Western Carolina, 2002 (37)

Had 30 First Downs ... vs. Texas A&M, 2014 (31)

Had 545 yards rushing ... vs. #5 Missouri [SECCG], 2013 (545)

Had 400 yards rushing ... vs. #5 Missouri [SECCG], 2013 (545)

Had 300 yards rushing ... vs. Texas A&M, 2014 (363)

Had 300 yards rushing in back-to-back games ... vs. Arkansas (302) and vs. San José State (358), 2014

Had 300 yards rushing in three-straight games ... vs. Western Carolina (511); at #7 Texas A&M (379); vs. FAU (422), 2013

Had 300 yards rushing in six consecutive games ... at Kentucky (311); vs. Arkansas (330); vs. LSU, (440); at Ole Miss (343); vs. Chattanooga (303); vs. Georgia (315), 2010

Had 300 yards rushing in six consecutive SEC games ... vs. South Carolina (334); at Kentucky (311); vs. Arkansas (330); vs. LSU, (440); at Ole Miss (343); vs. Georgia (315), 2010

Had 70 or more rushing attempts ... vs. #5 Missouri [SECCG], 2013 (74)

Had 60 or more rushing attempts ... vs. #5 Missouri [SECCG], 2013 (74)

Had 50 or more rushing attempts ... vs. Texas A&M, 2014 (59)

Had seven or more rushing TDs ... vs. #5 Missouri [SECCG], 2013 (7)

Had six or more rushing TDs ... vs. San José State, 2014 (6)

Had five or more rushing TDs ... vs. South Carolina, 2014 (5)

Had four or more rushing TDs ... vs. Texas A&M, 2014 (4)

Had four or more rushing TDs in six straight games ... vs. Western Carolina (5), at #7 Texas A&M (4), vs. Florida Atlantic (4), at Arkansas (4), at Tennessee (5) & vs. #25 Georgia (4), 2013

Had 3 or more rushing TDs in seven straight games ... vs. #24 Ole Miss (3), vs. Western Carolina (5), at #7 Texas A&M (4), vs. Florida Atlantic (4), at Arkansas (4), at Tennessee (5) & vs. #25 Georgia (4), 2013

Had 3 or more rushing TDs in consecutive games ... at #7 Ole Miss (3) & vs. Texas A&M (4), 2014

Had 450 or more yards passing... at #2 Alabama, 2014 (456)

Had 400 or more yards passing... at #2 Alabama, 2014 (456)

Had 350 or more yards passing... at #2 Alabama, 2014 (456)

Had 300 or more yards passing ... at #2 Alabama, 2014 (456)

Had 50 or more pass attempts ... vs. Mississippi State, 1997 (54)

Had 30 or more pass completions ... vs. Arkansas, 1995 (34)

Had fewer than 10 pass attempts ... at Tennessee, 2013 (7)

Had fewer than 10 pass completions ... vs. #5 Missouri [SECCG], 2013 (9)

Had fewer than 5 pass completions ... at Tennessee, 2013 (3)

Had fewer than 10 pass attempts in consecutive games ... at Arkansas (9) & at Tennessee (7), 2013

Had fewer than 10 pass completions in consecutive games ... at Arkansas (8) & at Tennessee (3), 2013

Had five TDs passing ... vs. Ball State, 2009 (5)

Had four TDs passing ... vs. Louisiana Tech, 2014 (4)

Had three TDs passing ... at #2 Alabama, 2014 (3)

Had 700 or more yards total offense ... vs. Western Carolina, 2013 (712)

Had 600 or more yards total offense ... at #2 Alabama, 2014 (630)

Had 600 or more yards total offense and lost ... at #2 Alabama, 2014 (630)

Had 500 or more yards total offense ... at #2 Alabama, 2014 (630)

Had 500 or more yards total offense in consecutive games ... vs. South Carolina, 2014 (551), at #7 Ole Miss, 2014 (507) & vs. Texas A&M (582), 2014

Had 500 or more yards total offense in three straight games ... vs. South Carolina, 2014 (551), at #7 Ole Miss, 2014 (507) & vs. Texas A&M (582), 2014

Had 1300 or more yards total offense combined in consecutive games ... vs. Western Carolina (712) & at #7 Texas A&M (615), 2013

Had 90 or more total plays... at #2 Alabama, 2014 (90)

Had 85 or more total plays ... at #2 Alabama, 2014 (90)

Had 80 or more total plays ... at #2 Alabama, 2014 (90)

Scored 70 or more points... vs. ULM, 2003 (73)

Scored 60 or more points ... vs. Western Carolina, 2013 (62)

Scored 50 or more points ... vs. San José State, 2014 (59)

Scored 40 or more points ... at #2 Alabama, 2014 (44)

Scored 40 or more points in three consecutive games ... vs. Western Carolina (62); at No. 7 Texas A&M (45); vs. Florida Atlantic (45), 2013

Scored 30 or more points in 11 consecutive games ... vs. Western Carolina (62); at No. 7 Texas A&M (45); vs. Florida Atlantic (45); at Arkansas (35); at Tennessee (55); vs. #25 Georgia (43); vs. #1 Alabama (34); vs. #5 Missouri (59); vs. #1 Florida State (31), 2013; vs. Arkansas (45), vs. San José State (59), 2014

Was held scoreless ... at Alabama, 2012 (0-49)

Was held scoreless at Jordan-Hare Stadium ... vs. Georgia, 2012 (0-38)

Won a game without scoring an offensive touchdown ... at Miss. State, 2008 (3-2)

Won a game without a rushing touchdown ... at #20 Kansas State, 2014

Won a game in the last 25 seconds with a TD ... vs. #1 Alabama, 2013 (CB Chris Davis returns missed field goal 100 yards [109 yds] for a touchdown)

Had 200-yard rusher and 100-yard receiver in a game ... vs. Syracuse, 2002 (Carnell Williams [202 rush] and Marcel Willis [113 receiving])

Had 150-yard rusher and 150-yard receiver in a game ... vs. Arkansas, 2014 (Cameron Artis-Payne [177 rush] and D'haquille Williams [154 receiving])

Had two 100-yard rushers and one 100-yard receiver in a game ... vs. #15 LSU, 2014 (Cameron Artis-Payne [126 rush], Nick Marshall [119 rush], Sammie Coates [144 rec])

Had 100-yard receiver and 100-yard rusher in a game ... at #7 Ole Miss, 2014 (Cameron Artis-Payne [143 rush] & D'haquille Williams [122 rec])

Had 100-yard receiver and 100-yard rusher in back-to-back games ... vs. #15 LSU (Cameron Artis-Payne [126 rush], Nick Marshall [119 rush], Sammie Coates [144 rec]) & at #3 Mississippi State, 2014 (D'haquille Williams [108 rec], Nick Marshall [100 rush])

Had two 100-yard rushers in back-to-back games ... vs. Louisiana Tech, 2014 (Cameron Artis-Payne [116] and Nick Marshall [105]) & vs. #15 LSU, 2014 (Cameron Artis-Payne [126 rush] and Nick Marshall [119 rush])

Had two 100-yard rushers in a game... vs. South Carolina, 2014 (Cameron Artis-Payne [167 rush], Ricardo Louis [102 rush])

Had a 300-yard rusher & 100-yard rusher in a game... vs. #5 Missouri [SECCG], 2013 (Tre Mason [304] and Nick Marshall [101])

Had a 200-yard rusher & 100-yard rusher in a game... vs. #5 Missouri [SECCG], 2013 (Tre Mason [304] and Nick Marshall [101])

Had two 150-yard rushers in a game... vs. Mississippi State, 2003 (Brandon Jacobs [182] and Carnell Williams [164])

Had three 100-yard rushers in a game ... vs. Maryland, 1983 (Tommie Agee [219], Lionel James [115] and Bo Jackson [105])

Had two 100-yard receivers in a game... at #2 Alabama, 2014 (Sammie Coates [206] and D'haquille Williams [121])

Had a 60-yard run and a 60-yard pass in a game ... vs. Alabama, 2009 (Terrell Zachery 67 rush, Chris Todd to Darvin Adams 72 pass)

Had three players with 2 rushing TDs... vs. ULM, 2003 (Carnell Williams [2], Brandon Jacobs [2], Tre Smith [2])

Had three players with 2 TDs... vs. Georgia, 2010 (Onterio McCalebb [3 rush], Cam Newton [2 rush], Philip Lutzenkirchen [2 rec.])

Had two players with seven or more catches in a game ... Courtney Taylor (7) & Silas Daniels vs. Alabama, 2003 (7)

Had quarterback catch a pass from himself ... Nick Marshall vs. Mississippi State, 2013 (37 yards)

Had a player play on both offense and defense in same game ... D'haquille Williams vs. South Carolina, 2014

Scored a touchdown on offense, defense and special teams... vs. ULM, 2008 (2 offense [1 pass, 1 rush], 1 defense [fumble return], 1 special team [punt return])

Scored on the first offensive play ... vs. Alabama, 2003 (Carnell Williams, 80-yd run)

Scored 2 touchdowns in the final 32 seconds ... vs. #1 Alabama, 2013 (Sammie Coates 39 yd pass from Nick Marshall (:32), Chris Davis 100 yd missed field goal return (:00); other time at Georgia Tech, 1987 (records back to 1967)

Returned a kickoff and a punt for a TD in the same game ... at Tennessee, 2013 (kickoff: Corey Grant, 90 yards & punt: Chris Davis, 85 yards) [1st time in Auburn history]

Returned a punt for a TD ... vs. Louisiana Tech, 2014 (Quan Bray) [76 yards]

Returned a kickoff for a TD ... at Tennessee, 2013 (Corey Grant) [90 yards]

Returned a missed FG for a TD...vs. Alabama, 2013 (Chris Davis) [100 yds]

Returned opening kickoff for a TD ... vs. Tennessee-Martin, 2008 (Tristan Davis) [95 yards]

Returned 2nd half opening KO for TD ... at Tennessee, 2013 (Corey Grant) [90 yds]

Returned three interceptions for TDs ... vs. LSU, 1994 (Ken Alvis, Fred Smith, Brian Robinson)

Returned two interceptions for TDs ... vs. LSU, 1994 (Ken Alvis, Fred Smith, Brian Robinson)

Returned an interception for a TD ... vs. Arkansas, 2014 (Jermaine Whitehead) [33]

Returned two fumbles for TDs ... vs. Vanderbilt, 2002 (Spencer Johnson, Karlos Dansby)

Returned a fumble for a TD ... vs. Louisville, 2015 (Justin Garrett) [82]

Had five or more fumbles ... vs. Southern Miss (5), 2008

Did not commit a turnover ... vs. #17 Wisconsin [Outback Bowl], 2015

Blocked a punt ... vs. Alabama, 2013 (Ryan Smith)

Blocked two punts ... vs. Virginia [Chick-fil-A] 2011 (Garrett Harper, Angelo Blackson)

LAST TIME...

Blocked three punts ... vs. ULM, 2003 (3 - Justin Fetsko [2], Donnay Young)
 Returned a blocked punt for a TD ... vs. Florida, 2006 (Tre Smith)
 Blocked a field goal ... vs. Alabama, 2013 (Nosa Eguae)
 Returned a blocked field goal for a TD ... vs. Kentucky, 2009 (Neiko Thorpe) [69]
 Blocked two field goals in a game ... vs. ULM, 2012 (Angelo Blackson, Corey Lemonier)
 Blocked a PAT attempt ... at #2 Alabama, 2014 (Angelo Blackson)
 Blocked two PAT attempts ... vs. LSU, 1998 (Charles Dorsey, 2)
 Had a PAT blocked ... at Tennessee, 2013 (Cody Parkey)
 Missed a PAT ... at Tennessee, 2013 (Cody Parkey, blocked)
 Missed a kicking PAT ... vs. Tennessee-Chattanooga, 2010 (Wes Byrum)
 Made 90 straight kicking PATs ... Cody Parkey, 2011-13 (90)
 Had a punt blocked ... at Mississippi State, 2009 (Clinton Durst)
 Had a field goal blocked ... vs. Texas A&M, 2014 (Daniel Carlson)
 Had a field goal blocked & returned for a TD ... vs. Vanderbilt, 2000 (Duval pass to Diamond)
 Had a successful on-side kick ... vs. #5 Missouri [SECCG], 2013 (Cody Parkey)
 Scored a safety ... vs. Alabama A&M, 2012 (Team)
 Scored on a fake field goal ... vs. Vanderbilt, 2000 (Duval pass to Diamond)
 Scored an offensive two-point conversion ... at #2 Alabama, 2014 (Nick Marshall run)
 Scored two or more offensive two-point conversions ... vs. Florida, 2002 [2]
 Scored a defensive two-pt conversion ... vs. Ole Miss, 2009 (Demond Washington)

Held an opponent scoreless ... vs. ULM, 2008 (34-0)
 Held an opponent scoreless at Jordan-Hare Stadium ... vs. ULM, 2008 (34-0)
 Held an opponent to five or fewer first downs ... vs. Ball State, 2001 (5)
 Held an opponent to 10 or fewer first downs ... vs. Florida Atlantic, 2013 (10)
 Intercepted five or more passes ... vs. Northwestern [Outback], 2009 (5)
 Intercepted four or more passes ... vs. Northwestern [Outback], 2009 (5)
 Intercepted three or more passes in consecutive games ... at #2 Alabama, 2014 (3) & vs. #17 Wisconsin in Outback Bowl, 2015 (3)
 Intercepted three or more passes ... vs. #17 Wisconsin [Outback Bowl], 2015 (3)
 Allowed opponent 600 yards total offense and Auburn still won ... at #7 Texas A&M, 2013 (602)
 Held an opponent to 300 or less yards total offense ... #15 LSU, 2014 (280)
 Held an opponent to 200 or less yards total offense ... vs. Western Carolina, 2013 (173)
 Held an opponent to 150 or less yards total offense ... at Mississippi State, 2008 (116)
 Held an opponent to 100 or less yards total offense ... vs. Ball State, 2001 (92)
 Held an opponent to 100 or less yards rushing ... vs. Florida Atlantic, 2013 (97)
 Held an opponent to 50 or less yards rushing ... at #20 Kansas State, 2014 (40)
 Held an opponent to negative yards rushing ... vs. Florida, 2001 (-36)
Held an opponent to 100 or less yards passing ... at #13 LSU, 2015 (74)
 Held an opponent to no third down conversions ... vs. #15 LSU, 2014 (0-of-13)
 Held an opponent without a touchdown ... vs. Western Carolina, 2013

Had 10 or more penalties ... at #7 Ole Miss, 2014 (13)
 Had 1 or fewer penalty ... at Tennessee, 2013 (1)
 Had 100 or more penalty yards ... at #7 Ole Miss, 2014 (145)
 Had 5 or fewer penalty yards ... at Tennessee, 2013 (5)
 Had 35 minutes time of possession ... vs. Florida Atlantic, 2013 (35:35)
 Was involved in a game that ended in a tie ... vs. Georgia, 1994 (23-23)
Was involved in an overtime game ... vs. Jacksonville State, 2015 (27-20 win)

An Auburn Player

Rushed 40 times in a game ... Tre Mason (46) vs. #5 Missouri [SECCG], 2013
 Rushed 35 times in a game ... Tre Mason (46) vs. #5 Missouri [SECCG], 2013
 Rushed 30 times in a game ... Cameron Artis-Payne (30) vs. Texas A&M, 2014
 Rushed for 300 yards in a game ... Tre Mason (304) vs. #5 Missouri [SECCG], 2013
 Rushed for 200 yards in a game ... Cameron Artis-Payne (221) vs. Texas A&M, 2014
 Rushed for 150 yards in a game ... Cameron Artis-Payne (221) vs. Texas A&M, 2014
Rushed for 100 yards in a game ... Peyton Barber (125) vs. Jacksonville St., 2015
 Quarterback rushed for 700 yards in a game ... Nick Marshall (214) at Tennessee, 2013
 Quarterback rushed for 100 yards in a game ... Nick Marshall (100) at #3 Mississippi State, 2014
 Quarterback rushed for 100 yards in back-to-back SEC games ... Nick Marshall vs. #15 LSU (119) and at #3 Mississippi State (100), 2014
 Quarterback rushed for 100 yards in 3 games during a season ... Nick Marshall vs. Louisiana Tech (105), #15 LSU (119) and at #3 Mississippi State (100), 2014
 Rushed for 100 yards in six consecutive games ... Tre Mason at Arkansas (168), at Tennessee (117), vs. #25 Georgia (115), vs. #1 Alabama (164), vs. #5 Missouri [SECCG] (304), vs. #1 Florida State [BCSNC] (195), 2013
 Rushed for 100 yards in three consecutive games ... Cameron Artis-Payne vs. South Carolina (167), at #7 Ole Miss (143) & vs. Texas A&M (221), 2014

Rushed for 100 yards in consecutive games ... Peyton Barber vs. Louisville (115), Jacksonville St. (125), 2015
 Rushed for 100 yards in four consecutive games vs. ranked opponents ... Tre Mason vs. #25 Georgia (115), vs. #1 Alabama (164), vs. #5 Missouri [SECCG] (304), vs. #1 Florida State [BCSNC], 2013
 Rushed for 100 yards in three consecutive games vs. ranked opponents ... Tre Mason vs. #25 Georgia (115), vs. #1 Alabama (164), vs. #5 Missouri [SECCG] (304), vs. #1 Florida State [BCSNC], 2013
 Rushed for 100 yards in consecutive games vs. ranked opponents ... Nick Marshall vs. #15 LSU (119) and at #3 Mississippi State (100), 2014
 Rushed for 150 yards in three consecutive games ... Tre Mason vs. #1 Alabama (164), vs. #5 Missouri [SECCG] (304), vs. #1 Florida State [BCSNC] (195), 2013
 Rushed for 150 yards in consecutive games ... Tre Mason vs. #1 Alabama (164), vs. #5 Missouri [SECCG] (304), vs. #1 Florida State [BCSNC] (195), 2013
 Rushed for 4 or more TDs in a game ... Tre Mason vs. #5 Missouri [SECCG], 2013 (4)
 Rushed for 3 or more TDs in a game ... Nick Marshall vs. South Carolina, 2014 (3)
 Rushed for 2 or more TDs in a game ... Cameron Artis-Payne (2) vs. #17 Wisconsin [Outback Bowl], 2015 (3)
 2 Players Rushed for 2 or more TDs in a game ... Nick Marshall (2) & Cameron Artis-Payne (2) vs. Texas A&M, 2014
 Rushed for 3 TDs or more in consecutive games ... Tre Mason at Arkansas (4) & at Tennessee (3), 2013
 QB Rushed for 2 or more TDs in a game ... Nick Marshall vs. Texas A&M, 2014
 QB Rushed for 2 or more TDs in back-to-back SEC games ... Nick Marshall vs. South Carolina (3), at #7 Ole Miss (2) & vs. Texas A&M (2), 2014
 QB Rushed for 2 or more TDs in 3 straight SEC games ... Nick Marshall vs. South Carolina (3), at #7 Ole Miss (2) & vs. Texas A&M (2), 2014
 Rushed for 2 or more TDs in four consecutive games ... Carnell Williams vs. Western Carolina (2), vs. Vanderbilt (2), at Mississippi State (2), vs. Syracuse (2), 2002
 Rushed for 2 or more TDs in three consecutive games ... Nick Marshall vs. South Carolina (3), at #7 Ole Miss (2) & vs. Texas A&M (2), 2014
 Rushed for a TD in 11 consecutive games ... Tre Mason at #6 LSU (2); vs. #24 Ole Miss (1); vs. WCU (2); at #7 Texas A&M (1); vs. Florida Atlantic (1); at Arkansas (4); at Tennessee (3); vs. #25 Georgia (1); vs. #1 Alabama (1); vs. #5 Missouri [SECCG] (4); vs. #1 Florida State (1), 2013
 Rushed for a TD in 10 consecutive games ... Tre Mason at #6 LSU (2); vs. #24 Ole Miss (1); vs. WCU (2); at #7 Texas A&M (1); vs. Florida Atlantic (1); at Arkansas (4); at Tennessee (3); vs. #25 Georgia (1); vs. #1 Alabama (1); vs. #5 Missouri [SECCG] (4); vs. #1 Florida State (1), 2013
 Rushed for a combined 9 TDs in 3 straight games ... Cam Newton at Kentucky (4), vs. #12 Arkansas (3) and vs. #6 LSU (2), 2010
 Rushed for a combined 8 TDs in 3 straight games ... Tre Mason at Arkansas (4), at Tennessee (3) and vs. #25 Georgia (1), 2013
 Rushed for a combined 7 TDs in 3 straight games ... Nick Marshall vs. South Carolina (3), at #7 Ole Miss (2) & vs. Texas A&M (2), 2014
 Rushed for a TD on his first career rush ... Roc Thomas vs. San Jose' State, 2014 (3 yds)

Passed for 450 yards in a game ... Nick Marshall at #2 Alabama, 2014 (456)
 Passed for 400 yards in a game ... Nick Marshall at #2 Alabama, 2014 (456)
 Passed for 300 yards in a game ... Nick Marshall at #2 Alabama, 2014 (456)
 Attempted 50 passes in a game ... Dameyune Craig vs. Mississippi State, 1997 (54)
 Attempted 40 passes in a game ... Nick Marshall at #2 Alabama, 2014 (43)
 Threw five TDs in a game ... Chris Todd vs. Ball State, 2009 (5)
 Threw four TDs in a game ... Jeremy Johnson vs. Western Carolina, 2013 (4)
 Threw three TDs in a game ... Nick Marshall at #2 Alabama, 2014 (3)
 Threw four TDs or more in consecutive games ... Chris Todd vs. West Virginia (4), vs. Ball State (5), 2009
 Threw two TDs or more in five consecutive games ... Cam Newton at Ole Miss (2), vs. Chattanooga (4), vs. Georgia (2), at Alabama (3), vs. South Carolina (4), 2010
 Threw a TD pass on Auburn's 1st pass of an SEC Championship Game ... Nick Marshall vs. #5 Missouri (38-yard TD pass to Sammie Coates in 1st qtr.), 2013

Had 500 yards total offense in a game ... Nick Marshall at #2 Alabama, 2014 (505)
 Had 400 yards total offense in a game ... Nick Marshall at #2 Alabama, 2014 (505)
 Had 300 yards total offense in a game ... Nick Marshall at #2 Alabama, 2014 (505)
 Accounted for four or more TDs in a game ... Nick Marshall at #7 Ole Miss, 2014 (2 rush, 2 pass)
 Freshman Accounted for four or more TDs in a game ... Jeremy Johnson vs. Western Carolina, 2013 (4)
 Two Players Accounted for three or more TDs in a game ... Tre Mason (3 rush) & Nick Marshall (2 rush, 1 pass) at Tennessee, 2013
Accounted for three TDs in a game ... Jeremy Johnson at #13 LSU, 2015 (2 pass, 1 rush)
 Accounted for three TDs in consecutive games ... Nick Marshall vs. South Carolina, 2014 (3 rush, 1 pass), at #7 Ole Miss (2 pass, 2 rush) & vs. Texas A&M (2 rush, 1 pass), 2014

LAST TIME...

Accounted for three TDs in three consecutive games ... Nick Marshall vs. South Carolina, 2014 (3 rush, 1 pass), at #7 Ole Miss (2 pass, 2 rush) & vs. Texas A&M (2 rush, 1 pass), 2014

Accounted for three TDs in four consecutive games ... Cam Newton vs. Chattanooga (5), vs. Georgia (4), at Alabama (4), vs. South Carolina (6), 2010

Caught 15 passes in a game... Willie Gosha vs. Arkansas, 1995 (17)

Caught 12 or more passes in a game ... Darwin Adams vs. Northwestern [Outback], 2009 (12)

Caught 10 or more passes in a game ... Ricardo Louis vs. Jacksonville St., 2015 (10)

Caught seven or more passes in a game ... Ricardo Louis vs. Jacksonville St., 2015 (10)

Had 200 or more yards receiving in a game ... Sammie Coates at #2 Alabama, 2014 (206)

Had 150 or more yards receiving in a game ... Sammie Coates at #2 Alabama, 2014 (206)

Had 100 yards receiving in three consecutive games ... Sammie Coates at No. 7 Texas A&M (104), vs. Florida Atlantic, 2013 & at Arkansas (102), 2013

Had 100 yards receiving in consecutive games ... Sammie Coates at No. 7 Texas A&M (104) & vs. Florida Atlantic, 2013 (113)

Had 100 or more yards receiving in a game ... Sammie Coates (206) & D'haquille Williams (121) at #2 Alabama, 2014

Caught four or more TD passes in a game ... Alexander Wright vs. Pacific, 1989 (4)

Caught three or more TD passes in a game ... Darwin Adams vs. Furman, 2009 (3)

Caught two or more TD passes in a game ... Sammie Coates at #2 Alabama, 2014 (2)

Caught a TD pass in consecutive games ... Melvin Ray vs. Jacksonville State and at LSU, 2015

Caught a TD pass in three consecutive games ... Sammie Coates at #7 Texas A&M, vs. Florida Atlantic and at Arkansas, 2013

Caught a TD pass in six consecutive games ... Emory Blake vs. South Carolina [SECCG], vs. Oregon [BCSNCG], vs. Utah State, vs. Mississippi State, at Clemson, vs. Florida Atlantic, 2010/11

Caught a TD pass in seven consecutive games ... Emory Blake at Alabama; vs. South Carolina [SECCG], vs. Oregon [BCSNCG], vs. Utah State, vs. Mississippi State, at Clemson, vs. Florida Atlantic, 2010/11

Caught 1 TD pass & had a rushing TD in the same game... Ricardo Louis (33 yd catch/2 yd rush) vs. Louisville, 2015

Receiver caught 1 TD pass & had a rushing TD in the same game... Ricardo Louis (33 yd catch/2 yd rush) vs. Louisville, 2015

Running back caught 1 TD pass & had a rushing TD in the same game... Tre Mason (12 yd catch/37 yd rush) vs. FSU [BCSNCG], 2014

Caught 1 TD pass & had a punt return for a TD in the same game ... Quan Bray (2 TD receptions [44 & 37]) & a 76-yard punt return for a TD, vs. Louisiana Tech, 2014

Caught a TD pass on his first career catch ... Marcus Davis vs. Arkansas State, 2013 (18 yds)

Quarterback caught a TD pass ... Kiehl Frazier from Quan Bray vs. ULM, 2012

Quarterback caught a pass from himself ... Nick Marshall vs. Mississippi State, 2013

Running back caught two or more TD passes in a game ... Mario Fannin vs. Arkansas St., 2010 (2)

Running back caught a TD pass in consecutive games ... Mario Fannin vs. West Virginia, Ball State, 2009

Tight end caught two or more TD passes in a game ... Philip Lutzenkirchen vs. Ole Miss, 2011 (2)

Tight end caught a TD pass in consecutive games ... CJ Uzomah vs. LA Tech, vs. LSU, 2014

Scored 18 or more points kicking ... Daniel Carlson at #2 Alabama, 2014 (18)

Scored 15 or more points kicking ... Daniel Carlson at #2 Alabama, 2014 (18)

Kicked five or more field goals in a game ... Daniel Carlson at #2 Alabama, 2014 (18)

Kicked four or more field goals in a game ... Daniel Carlson at #2 Alabama, 2014 (18)

Had 150 kickoff return yards in a game ... Tre Mason vs. Utah State, 2011 (176)

Had 100 punt return yards in a game ... Chris Davis at Tennessee, 2013 (127)

Scored four or more TDs ... Tre Mason vs. #5 Missouri [SECCG], 2013 (4 rush)

Scored three or more TDs ... Nick Marshall vs. South Carolina, 2014 (3 rush)

Scored a rushing and receiving TD in a game ... Tre Mason vs. #1 Florida State [BCSNC], 2014 (1 rushing, 1 receiving)

Had an 80-yard run ... Tre Mason vs. Alabama A&M, 2012 (86)

Had a 70-yard run ... Ricardo Louis vs. South Carolina, 2014 (75)

Had a 60-yard run ... Jeremy Johnson at #13 LSU, 2015 (65)

Completed an 80-yard pass ... Nick Marshall to Sammie Coates at Arkansas, 2013 (88)

Completed a 70-yard pass ... Nick Marshall to Ricardo Louis vs. #25 Georgia, 2013 (73)

Completed a 60-yard pass ... Nick Marshall to Ricardo Louis vs. #17 Wisconsin [Outback Bowl], 2015 (66)

Kicked a field goal of 50 or more yards ... Daniel Carlson vs. Louisville, 2015 (56)

Kicked a field goal of 50 or more yards in consecutive games ... Daniel Carlson, 2015; vs. Wisconsin [Outback Bowl] (51), vs. Louisville (56)

Kicked two field goals of 50+ yards in a game ... Win Lyle vs. Tennessee, 1987 (55, 52)

Had a 70-yard punt ... Kody Bliss vs. Tulane, 2006 (71)

Had a 60-yard punt ... Daniel Carlson vs. Arkansas, 2014 (62)

Had four punts of 50+ yards in a game ... Kevin Phillips at #13 LSU, 2015 (56, 50, 51, 52)

Had three punts of 50+ yards in a game ... Kevin Phillips at #13 LSU, 2015 (56, 50, 51, 52)

Had two punts of 50+ yards in a game ... Kevin Phillips at #13 LSU, 2015 (56, 50, 51, 52)

Had four or more punts inside the 20 in a game ... S. Clark vs. FSU [BCSNCG], 2013 (5)

Blocked a field goal in a game ... Nosa Eguae vs. Alabama, 2013

Blocked two field goals in a game ... Alton Moore at Georgia, 2001

Blocked a PAT attempt ... Angelo Blackson at #2 Alabama, 2014

Blocked two PAT attempts ... Charles Dorsey vs. LSU, 1998 (2)

Made 50 straight PAT attempts ... Daniel Carlson, 2014-15 (67)

Blocked a punt in a game... Ryan Smith vs. Alabama, 2013

Blocked two punts in a game... Justin Fetsko vs. ULM, 2003 (2)

Had 15 or more tackles in a game... Daren Bates at Ole Miss, 2012 (16)

Intercepted three or more passes in a game ... Junior Rosegreen at Tennessee, 2004 (4)

Intercepted two or more passes in a game ... Jermaine Whitehead vs. #17 Wisconsin [Outback Bowl], 2015 (2)

Intercepted a pass in consecutive games ... Jermaine Whitehead at #2 Alabama (1) & vs. #17 Wisconsin [Outback Bowl] (2), 2014

Intercepted two or more passes in consecutive games ... Jonathan Jones at #13 Mississippi State (2) & vs. South Carolina (2), 2014

Intercepted a pass in three consecutive games ... Jerraud Powers, vs. Tennessee Tech, at Georgia; vs. Alabama, 2007

Recovered two fumbles in a game ... Eltoro Freeman at Georgia, 2011 (2)

Forced two fumbles in a game ... Corey Lemonier at Georgia, 2011 (2)

Forced and recovered a fumble ... Cassanova McKinzy at Vanderbilt, 2012

Intercepted a pass and had a fumble recovery in a game ... Montravius Adams vs. LA Tech, 2014

Had a player play on both offense and defense in the same game ... D'haquille Williams vs. South Carolina, 2014

An Auburn Opponent

Scored 60 or more points ... Texas A&M, 2012 (63)

Scored 55 or more points ... at #2 Alabama, 2014 (55)

Scored 40 or more points ... at #13 LSU, 2015 (45)

Had 400 or more yards rushing ... at #13 LSU, 2015 (411)

Had 350 or more yards rushing ... at #13 LSU, 2015 (411)

Had 300 or more yards rushing ... at #13 LSU, 2015 (411)

Had 250 or more yards rushing ... at #13 LSU, 2015 (411)

Had 50 or more rushing attempts ... #17 Wisconsin [Outback Bowl], 2015 (54)

Had five or more rushing TDs ... at #13 LSU, 2015 (5)

Had 500 yards passing ... Northwestern [Outback], 2009 (532)

Had 400 yards passing ... South Carolina, 2014 (416)

Had 350 yards passing ... South Carolina, 2014 (416)

Had 300 yards passing ... at #2 Alabama, 2014 (312)

Had 60 or more pass attempts ... Washington State, 2013 (65)

Had 50 or more pass attempts ... South Carolina, 2014 (53)

Had 40 or more pass attempts ... Jacksonville St., 2015 (43)

Had 30 or more pass completions ... South Carolina, 2014 (30)

Had 25 or more pass completions ... at #7 Ole Miss, 2014 (28)

Had five or more TDs passing ... South Carolina, 2014 (5)

Had four or more TDs passing ... at #2 Alabama, 2014 (4)

Had three or more TDs passing ... at #2 Alabama, 2014 (4)

Had five passes intercepted ... Northwestern [Outback], 2009 (5)

Had four passes intercepted ... Northwestern [Outback], 2009 (5)

Had 600 yards total offense ... at #7 Texas A&M, 2013 (602)

Had 500 yards total offense ... #17 Wisconsin [Outback Bowl], 2015 (521)

Had 400 yards total offense ... at #13 LSU, 2015 (485)

Had five or more fumbles ... at #13 Mississippi State, 2014 (5)

Lost four or more fumbles ... Mississippi State, 2002 (4)

Had four or more turnovers ... ULM, 2010 (3 fum/1 int)

LAST TIME...

Returned a punt for a TD ... LSU, 2005 (Skyler Green, 66)
 Returned a kickoff for a TD ... vs. #1 Florida State [BCSNC], 2013 (Kermit Whitfield, 100)
 Returned an interception for a TD ... Tennessee, 2013 (Jacques Smith, 18)
 Returned a fumble for a TD ... vs. #5 Missouri [SECCG], 2013 (E.J. Gaines, 11)
 Returned a blocked punt for a TD ... Mississippi State, 2009 (Robert Elliott, 10)

Returned a blocked field goal for a TD ... Texas A&M, 2014 (Myles Garrett blocked Daniel Carlson's 41-yd FGA & Deshazor Everett returned it 65 yards)
 Blocked an Auburn punt ... Mississippi State, 2009
 Blocked an Auburn field goal ... Texas A&M, 2014 (Myles Garrett blocked, Deshazor Everett returned 65 yards for a TD)
 Blocked an Auburn PAT ... at Tennessee, 2013 (Daniel McCullers)
 Had a successful on-side kick ... South Carolina, 2014 (Landon Ard kick, Skai Moore recovery)

Held Auburn to 300 yards total offense ... at #13 LSU, 2015 (260)

Held Auburn to 200 yards total offense ... Alabama, 2012 (163)
 Held Auburn to 150 yards total offense ... Alabama, 2011 (140)
 Held Auburn below 100 yards rushing ... Alabama, 2012 (92)
 Held Auburn below 50 yards rushing ... Arkansas, 2012 (40)
 Held Auburn to negative yards rushing ... Tennessee, 1997 (-15)
 Held Auburn below 100 yds. passing ... vs. #1 Alabama, 2013 (97) (11-16 att)
 Held Auburn to 10 or fewer first downs ... Alabama, 2012 (7)
 Had 10 or more penalties ... Mississippi State, 2011 (10)
 Had 0 penalties ... at #20 Kansas State, 2014 (0)
 Had 100 or more yards in penalties ... Arkansas, 2007 (100)
 Had no third down conversions ... #15 LSU, 2014 (0-13)
 Had two 100-yard rushers in a game ... #17 Wisconsin [Outback Bowl], 2015 (Melvin Gordon, 251; Corey Clement, 105)

Had a quarterback rush for 100 yards in a game ... vs. Louisville, 2015 (Lamar Jackson, 106)

Had three 100-yard receivers in a game ... at #7 Ole Miss, 2014 (Evan Engram, 123; Vince Sanders, 105; Laquon Treadwell, 103)

Had two 100-yard receivers in a game ... Jacksonville St., 2015 (Josh Barge, 132; Ruben Gonzalez, 101)

Had a 200-yard rusher in a game ... at #13 LSU, 2015 (Leonard Fournette, 228)
 Had a 200-yard receiver in a game ... at #2 Alabama, 2014 (Amari Cooper, 224)
 Had a 100-yard rusher and a 100-yard receiver ... at #2 Alabama, 2014 (T.J. Yeldon, 127 rush; Amari Cooper, 224 rec.)
 Had a 100-yard rusher and two 100-yard receivers ... Tulane, 2006 (Matt Forte, 117 rush; Preston Brown, 139 rec.; Damarcus Davis, 126 rec.)

Did not have a turnover ... at #13 LSU, 2015

Scored a safety ... LSU, 2012
 Scored a two-point conversion ... at #2 Alabama, 2014 (DeAndrew White pass from Blake Sims)
 Had 40 minutes time of possession ... Georgia, 2011 (40:55)

An Opposing Player**Rushed for 200 yards in a game ... Leonard Fournette, #13 LSU, 2015 (228)****Rushed for 150 yards in a game ... Leonard Fournette, #13 LSU, 2015 (228)**

Had two players rush for 100 yards in a game ... Melvin Gordon (251) & Corey Clement (105), #17 Wisconsin [Outback Bowl], 2015 (251)

Rushed for 100 yards in a game ... Leonard Fournette, #13 LSU, 2015 (228)**Quarterback rushed for 100 yards in a game ... Lamar Jackson, vs. Louisville, 2015 (106)**

Passed for 500 yards in a game ... Mike Kafka, Northwestern [Outback], 2009 (532)

Passed for 400 yards in a game ... Dylan Thompson, South Carolina, 2014 (402)

Passed for 350 yards in a game ... Dylan Thompson, South Carolina, 2014 (402)

Passed for 300 yards in a game ... Blake Sims, at #2 Alabama, 2014 (312)

Attempted 70 passes in a game ... Mike Kafka, Northwestern [Outback], 2009 (78)

Attempted 60 passes in a game ... Connor Halliday, Washington State, 2013 (65)

Attempted 50 passes in a game ... Dylan Thompson, South Carolina, 2014 (50)

Attempted 40 passes in a game ... Bo Wallace, at #7 Ole Miss (40)

Completed 40 passes in a game ... Mike Kafka, Northwestern [Outback], 2009 (47)

Completed 30 passes in a game ... Aaron Murray, #25 Georgia, 2013 (33)

Threw five or more TD passes in a game ... Dylan Thompson, South Carolina, 2014 (5)

Threw four or more TD passes in a game ... Blake Sims, at #2 Alabama, 2014 (4)

Threw three or more TD passes in a game ... Blake Sims, at #2 Alabama, 2014 (4)

Had 500 yards total offense ... Johnny Manziel, at #7 Texas A&M, 2013 (502)

Had 400 yards total offense ... Bo Wallace, at #7 Ole Miss, 2014 (423)

Had 350 yards total offense ... Bo Wallace, at #7 Ole Miss, 2014 (423)

Accounted for 5 or more TDs ... Blake Sims, at #2 Alabama, 2014 (5)

Accounted for 5 or more TDs in back-to-back seasons ... Johnny Manziel, #22 Texas A&M, 2012 (5), and at #7 Texas A&M, 2013 (5)

Threw, Ran and Caught a TD in a game ... Bo Wallace, Ole Miss, 2012 (2 rush, 1 pass, 1 rec.)

Caught 14 or more passes ... Josh Barge, Jacksonville St., 2015 (14)

Three or more players caught seven or more passes ... Laquon Treadwell (10),

Evan Engram (8), Vince Sanders (7), at #7 Ole Miss, 2014

Had 200 yards receiving ... Amari Cooper (224), at #2 Alabama, 2014

Had 100 yards receiving ... Josh Barge (132), Ruben Gonzalez (101), Jacksonville St., 2015

Caught four or more TD passes ... Mike Evans, at #7 Texas A&M, 2013 (4)

Caught three or more TD passes ... Amari Cooper, at #2 Alabama, 2014 (3)

Caught two or more TD passes ... Amari Cooper, at #2 Alabama, 2014 (3)

Scored four TDs ... James Franklin, at #5 Missouri [SECCG], 2013 (3 pass, 1 rush)

Scored three TDs ... Leonard Fournette, at #13 LSU, 2015 (3 rush)

Had a 90-yard run ... Joe Adams, Arkansas, 2011 (92 [TD])

Had an 80-yard run ... Jeff Scott, Ole Miss, 2010 (83) [TD]

Had a 70-yard run ... Leonard Fournette, at #13 LSU, 2015 (71)**Had a 60-yard run ... Leonard Fournette, at #13 LSU, 2015 (71)**

Completed a 99-yard pass ... AJ McCarron to Amari Cooper, #1 Alabama, 2013 (99)

Completed an 80-yard pass ... AJ McCarron to Amari Cooper, #1 Alabama, 2013 (99)

Completed a 70-yard pass ... Blake Sims to Amari Cooper, at #2 Alabama, 2014 (75)

Completed a 60-yard pass ... Blake Sims to Amari Cooper, at #2 Alabama, 2014 (75)

Completed a 50-yard pass ... Blake Sims to Amari Cooper, at #2 Alabama, 2014 (75)

Kicked a 50-yard field goal ... Steve Lindsey, Ole Miss, 1997 (52)

Had a 70-yard punt ... JK Scott, at #2 Alabama, 2014 (70)

Had a 60-yard punt ... JK Scott, at #2 Alabama, 2014 (70)

Made four or more FGs ... Chandler Catanzaro, Clemson, 2012 (4)

Made three or more FGs ... Andrew Ritter, #24 Ole Miss, 2013 (3)

Missed three or more FGS ... Jack Cantele, at #20 Kansas State, 2014 (3)

Had an 80-yard kickoff return ... K. Whitfield, vs. #1 FSU [BCS], 2013 (100, TD)

Both Teams

Had a player return an interception for a touchdown ... Mississippi State, 2011 [AU Demetruce McNeal 43 yds; MSU Johnathan Banks 27 yds]

Combined for 1,217 yards of total offense ... Auburn (615) at #7 Texas A&M (602), 2013 (1,217)

Combined for 1,200 yards of total offense ... Auburn (677) vs. #5 Missouri [SECCG] (534), 2013 (1,211)

Combined for 1,100 yards of total offense ... #15 Auburn (630) at #2 Alabama (539), 2014 (1,169)

Combined for 1,000 yards of total offense ... #15 Auburn (630) at #2 Alabama (539), 2014 (1,169)

Had both a 100-yard rusher and a 100-yard receiver ... at #6 LSU, 2013 [AU Tre Mason 132 rushing yds & Sammie Coates 139 receiving yds; LSU Jeremy Hill 184 rushing yds & Jarvis Landry 118 receiving yds]

Items in **BOLD** set during 2015 season

AUBURN OFFENSIVE CAREER BESTS

25 • PEYTON BARBER

Rush Attempts	24	vs. Louisville	9/5/15
Rush Yards	125	Jacksonville St.	9/12/15
Rush Long	21	Jacksonville St.	9/12/15
Rush TD	1	Jacksonville St.	9/12/15
Receptions	1	2x (last vs. JSU)	9/12/15
Receiving Yds	15	vs. Louisville	9/5/15
AP Yards	134	Jacksonville St.	9/12/15

27 • CHANDLER COX

Receptions	1	Jacksonville St.	9/12/15
Receiving Yds	6	Jacksonville St.	9/12/15

10 • MARCUS DAVIS

Receptions	6	Mississippi State	9/14/13
Rec. Yards	43	Mississippi State	9/14/13
Rec. Long	27	at Texas A&M	10/19/13
Rec. TDs	1	2x (last at Ole Miss)	11/1/14
Rush Attempts	1	at Alabama	11/29/14
Rush Yards	2	at Alabama	11/29/14
Rush Long	2	at Alabama	11/29/14
Punt Ret	2	2x (last vs. LA Tech)	9/27/14
Punt Ret Yds	31	LA Tech	9/27/14
Punt Ret Long	27	at LSU	9/19/15
Career TDs	1		

6 • JEREMY JOHNSON

Completions	21	Jacksonville St.	9/12/15
Pass Attempts	32	Jacksonville St.	9/12/15
Pass Yards	243	Arkansas	8/30/14
Pass Yards (quarter)	186	Arkansas (1st quarter)	8/30/14
Pass TDs	4	Western Carolina	10/12/13
Interceptions	3	vs. Louisville	9/5/15
Pass Long	67	Florida Atlantic	10/26/13
Rush Attempts	12	at LSU	9/19/15
Rush Yards	41	at LSU	9/19/15
Rush TDs	1	3x (last at LSU)	9/19/15
Rush Long	65	at LSU	9/19/15
150-Yd Pass	4	last: Jacksonville St.	9/12/15

21 • KERRYON JOHNSON

Rush Attempts	4	at LSU	9/19/15
Rush Yards	14	at LSU	9/19/15
Rush Long	9	Jacksonville St.	9/12/15
Receptions	3	at LSU	9/19/15
Receiving Yds	17	at LSU	9/19/15
Rec. Long	6	at LSU	9/19/15
Kick Ret	3	at LSU	9/19/15
Kick Ret Yds	98	at LSU	9/19/15
Kick Ret Lg	40	at LSU	9/19/15
AP Yards	129	at LSU	9/19/15

5 • RICARDO LOUIS

Receptions	10	Jacksonville St.	9/12/15
Rec. Yards	131	Georgia	11/16/13
Rec. Long	73	Georgia	11/16/13
Rec. TDs	1	6x (last vs. Louisville)	9/5/15
Rush Attempts	5	2x (last vs. Mizzou/SEC)	12/7/13
Rush Yards	102	South Carolina	10/25/14
Rush Long	75	South Carolina	10/25/14
Rush TD	1	2x (last vs. Louisville)	9/5/15
Kick Ret	2	3x (last at Miss. State)	10/11/14
Kick Ret Yds	50	at Miss. State	10/11/14
Kick Ret Lg	40	San José St.	9/6/14
AP Yards	197	Georgia	11/16/13
100-Yd Rec	1	last: Georgia	11/16/13
100-Yd Rush	1	last: South Carolina	10/25/14
Career TDs	8		

36 • KAMRYN PETTWAY

Kick Ret	1	at LSU	9/19/15
Kick Ret Yds	8	at LSU	9/19/15
Kick Ret Lg	8	at LSU	9/19/15

82 • MELVIN RAY

Receptions	3	2x (last vs. JSU)	9/12/15
Rec. Yards	77	Arkansas	8/30/14
Rec. TDs	1	4x (last at LSU)	9/19/15
Rec. Long	50	vs. FSU/BCS	1/6/14
Career TDs	4		

29 • JOVON ROBINSON

Rush Attempts	2	2x (last at LSU)	9/19/15
Rush Yards	16	vs. Louisville	9/5/15
Rush Long	10	vs. Louisville	9/5/15

4 • JASON SMITH

Receptions	1	2x (last at LSU)	9/19/15
Rec. Yards	7	vs. Louisville	9/5/15
Rec. Long	7	vs. Louisville	9/5/15

8 • TONY STEVENS

Receptions	3	Western Carolina	10/12/13
Rec. Yards	47	Western Carolina	10/12/13
Rec. Long	22	2x (last vs. LSU)	10/4/14
Rec. TDs	1	Western Carolina	10/12/13

9 • ROC THOMAS

Rush Attempts	9	San Jose St.	9/6/14
Rush Yards	51	San Jose St.	9/6/14
Rush TDs	1	2x (last vs. Samford)	11/22/14
Rush Long	18	at Miss. State	10/11/14
Receptions	3	at Georgia	11/15/14
Receiving Yds	73	Jacksonville St.	9/12/15
Rec TDs	1	Jacksonville St.	9/12/15
Rec Long	51	Jacksonville St.	9/12/15
Kick Returns	1	South Carolina	10/25/14
KR Yards	14	South Carolina	10/25/14
KR Long	14	South Carolina	10/25/14
Career TDs	3		

10 • STANTON TRUITT

Receptions	1	3x (last at LSU)	9/19/15
Receiving Yds	13	at LSU	9/19/15
Rec. Long	13	at LSU	9/19/15
Rush Attempts	2	at LSU	9/19/15
Rush Yards	24	at LSU	9/19/15
Rush Long	19	at LSU	9/19/15

12 • JONATHAN WALLACE

Completions	15	Georgia	11/10/12
Pass Attempts	22	Georgia	11/10/12
Pass Yards	181	Georgia	11/10/12
Pass TDs	2	Texas A&M	10/27/12
Pass Long	51	Alabama A&M	11/17/12
Rush Attempts	13	Texas A&M	10/27/12
Rush Yards	71	Texas A&M	10/27/12
Rush Long	20	Florida Atlantic	10/26/13
Receptions	1	Samford	11/22/14
Rec. Yards	18	Samford	11/22/14
Career TDs	4	4 pass	

1 • D'HAQUILLE WILLIAMS

Receptions	9	Arkansas	8/30/14
Rec. Yards	154	Arkansas	8/30/14
Rec. Long	62	Arkansas	8/30/14
Rec. TDs	2	at Miss. State	10/11/14
100-Yd Games	4	last: at Alabama	11/29/14
Career TDs	6	6 rec.	

AUBURN DEFENSIVE CAREER BESTS

1 • MONTRAVIUS ADAMS

Tackles 7 vs. Louisville	9/5/15
TFL 3.0 San José St.	9/6/14
Sacks 1.0 5x (last vs. Louisville)	9/5/15
FF 1 vs. Louisville	9/5/15
FR 1 LA Tech	9/27/14
INT 1 LA Tech	9/27/14
INT Yards 36 LA Tech	9/27/14

24 • BLAKE COUNTESS

Tackles 8 vs. Virginia Tech	1/3/12
TFL 2.0 Connecticut	9/21/13
Interceptions 2 Notre Dame	9/7/13
PBU 2 Minnesota	10/5/13
Kick Returns 1 vs. Louisville	9/5/15
KR Yards 14 vs. Louisville	9/5/15
KR Long 14 vs. Louisville	9/5/15

9 • BYRON COWART

Tackles 2 vs. Louisville	9/5/15
---------	------------------------	--------

18 • CARLTON DAVIS

Tackles 2 Jacksonville St.	9/12/15
PBU 1 Jacksonville St.	9/12/15

57 • Deshaun DAVIS

Tackles 2 at LSU	9/19/15
TFL 0.5 at LSU	9/19/15

13 • T.J. DAVIS

Tackles 2 3x (last vs. Samford)	11/22/14
TFL 0.5 Texas A&M	11/8/14
PBU 1 Texas A&M	11/8/14

20 • JEREMIAH DINSON

Tackles 4 vs. Louisville	9/5/15
---------	------------------------	--------

33 • KENNY FLOWERS

Tackles 3 San José St.	9/6/14
TFL 1.0 San José St.	9/6/14
FF 1 San José St.	9/6/14

23 • JONATHAN FORD

Tackles 12 3x (last vs. JSU)	9/12/15
Interceptions 1 4x (last vs. JSU)	9/12/15
Sacks 1.0 LSU	10/4/14
TFL 1.0 4x (last vs. Wisconsin)	1/1/15
PBU 1 3x (last vs. JSU)	9/12/15
FF 1 2x (last vs. Louisville)	9/5/15
Rush Attempts 4 Florida Atlantic	10/26/13
Rush Yards 45 Western Carolina	10/12/13
Rush Long 38 Western Carolina	10/12/13
Rush TDs 1 Western Carolina	10/12/13
Kick Returns 1 2x (last vs. JSU)	9/12/15
KR Yards 46 Jacksonville St.	9/12/15
KR Long 46 Jacksonville St.	9/12/15

17 • KRIS FROST

Tackles 14 South Carolina	10/25/14
Sacks 2.0 at Kansas State	9/18/14
TFL 2.0 2x (last vs. LSU)	10/4/14
Interceptions 1 Samford	11/22/14
FF 1 4x (last at Ole Miss)	11/1/14
FR 1 2x (last at Ole Miss)	11/1/14
PBU 1 3x (last vs. S. Carolina)	10/25/14

26 • JUSTIN GARRETT

Tackles 5 Samford	11/19/11
TFL 1.0 2x (last vs. Miss. State)	9/14/13
FR 1 vs. Louisville	9/5/15
PBU 1 Arkansas	8/30/14

45 • KEYMIYA HARRELL

Tackles 2 New Mexico St.	11/3/12
TFL 1.0 New Mexico St.	11/3/12
Sacks 1.0 New Mexico St.	11/3/12

4 • JEFF HOLLAND

Tackles 2 2x (last at LSU)	9/19/15
TFL 1.0 Jacksonville St.	9/12/15

15 • JOSHUA HOLSEY

Tackles 11 at Kansas State	9/18/14
Interceptions 1 vs. Washington St.	8/31/13
TFL 1.0 2x (last at Alabama)	11/24/12
PBU 1 7x (last vs. LSU)	10/4/14

22 • TIM IRVIN

Tackles 4 2x (last vs. JSU)	9/12/15
PBU 1 2x (last vs. JSU)	9/12/15

3 • JONATHAN JONES

Tackles 7 2x (last vs. JSU)	9/12/15
Interceptions 2 2x (last vs. S. Carolina)	10/25/14
TFL 1.0 2x (last at Alabama)	11/29/14
PBU 2 4x (last vs. JSU)	9/12/15
FF 1 2x (last vs. JSU)	9/12/15

59 • RAASHED KENNION

Tackles 2 Jacksonville St.	9/12/15
TFL 1.0 Jacksonville St.	9/12/15

6 • DAVONTE LAMBERT

Tackles 7 at Miss. State	10/11/14
Sacks 1.0 3x (last at Miss. State)	10/11/14
TFL 2.0 at Miss. State	10/11/14
PBU 1 3x (last vs. JSU)	9/12/15

94 • DEVAROE LAWRENCE

Tackles 6 at LSU	9/19/15
TFL 1.0 Samford	11/22/14
Sacks 0.5 vs. Louisville	9/5/15

55 • CARL LAWSON

Tackles 6 Ole Miss	10/5/13
Sacks 2.0 Ole Miss	10/5/13
TFL 3.5 Ole Miss	10/5/13
FF 1 Arkansas State	9/7/13

28 • TRAY MATTHEWS

Tackles 12 at Auburn	11/16/13
TFL 1.0 Appalachian State	11/9/13
PBU 2 North Texas	3/21/13
Interceptions 1 2x (last vs. Louisville)	9/5/15
FF 1 Appalachian State	11/9/13

8 • CASSANOVA MCKINZY

Tackles 13 Jacksonville St.	9/12/15
Sacks 2.0 Jacksonville St.	9/12/15
TFL 3.0 Jacksonville St.	9/12/15
FF 1 2x (last vs. JSU)	9/12/15
FR 1 2x (last at Ole Miss)	11/1/14
INT 1 2x (last vs. S. Carolina)	10/25/14

16 • JAVIERE MITCHELL

Tackles 5 Florida Atlantic	10/26/13
---------	--------------------------	----------

42 • GIMEL PRESIDENT

Tackles 5 San José St.	9/6/14
TFL 1.5 LA Tech	9/27/14
Sack 1.0 at Ole Miss	11/1/14

14 • STEPHEN ROBERTS

Tackles 1 2x (last at Miss. State)	10/11/14
---------	----------------------------------	----------

19 • NICK RUFFIN

Tackles 7 Jacksonville St.	9/12/15
TFL 0.5 Jacksonville St.	9/12/15
PBU 1 3x (last vs. JSU)	9/12/15

95 • DONTAVIUS RUSSELL

Tackles 6 vs. Louisville	9/5/15
Sacks 1.5 vs. Louisville	9/5/15
TFL 2.5 vs. Louisville	9/5/15

90 • MAURICE SWAIN

Tackles 3 at LSU	9/19/15
---------	----------------	---------

47 • CAMERON TONEY

Tackles 3 at LSU	9/19/15
---------	----------------	---------

30 • TRE' WILLIAMS

Tackles 10 at LSU	9/19/15
---------	-----------------	---------

SPECIALISTS

39 • DANIEL CARLSON

Punts 6 at Miss. State	10/11/14
Punt Avg 53.3 Arkansas	8/30/14
Long Punt 62 Arkansas	8/30/14
Inside 20 2 5x (last vs. Wisconsin)	1/1/15
FG Attempts 4 at Miss. State	10/11/14
FGs Made 3 at Miss. State	10/11/14
Career Long 56 vs. Louisville	9/5/15
FG Blocked 1 Texas A&M	11/8/14
Touchbacks 7 Arkansas	8/30/14

91 • KEVIN PHILLIPS

Punts 6 at LSU	9/19/15
Punt Avg 50.0 at LSU	9/19/15
Long Punt 56 at LSU	9/19/15
Inside 20 3 Jacksonville St.	9/12/15

AUBURN COACHING STAFF



GUS MALZAHN
HEAD COACH



RHETT LASHLEE
*OFFENSIVE COORDINATOR/
QUARTERBACKS*



WILL MUSCHAMP
DEFENSIVE COORDINATOR



DAMEYUNE CRAIG
*CO-OFFENSIVE COORDINATOR/
WIDE RECEIVERS*



SCOTT FOUNTAIN
*SPECIAL TEAMS COORDINATOR/
TIGHT ENDS*



RODNEY GARNER
*ASSOC. HEAD COACH/
DEFENSIVE LINE*



J.B. GRIMES
OFFENSIVE LINE



TIM HORTON
RUNNING BACKS



TRAVARIS ROBINSON
DEFENSIVE BACKS



LANCE THOMPSON
*OUTSIDE LINEBACKERS
(IN PRESS BOX)*