



42

Francis Aihe

Forward 6-9 205 Junior
Winter Park, FL (Santa Fe CC)



2008-09 (Freshman): Is long, athletic and runs the floor well ... can face the basket and put it on the floor ... a tremendous shot blocker and has great timing ... has the ability to shoot from the perimeter ... very personable.

JUNIOR COLLEGE, HIGH SCHOOL AND PERSONAL DATA: Averaged 8.8 points, 5.5 rebounds and 3.6 blocks in 20 minutes per game as a sophomore at Santa Fe Community College in Gainesville, Fla., under coach Chris Mowry in 2007-08 ... shot 47 percent from the floor and 66 percent from the free throw line and made five 3-pointers ... third leading scorer on the team ... helped lead Sante Fe to a 21-7 record on a team that played 10 players a game ... scored 21 points and had two blocks in a 75-63 victory over IMG Academy on Jan. 8 ... averaged 3.5 points, 3.8 rebounds and 1.5 blocks per game as a freshman in 2006-07 while starting in six games ... shot 44 percent from the field and 67 percent from the foul line ... three-year lettermen at Winter Park High School under coach Matt Hixenbaugh ... led Winter Park High to the Class 6A championship game as a senior in 2005-06 en route to earning honorable mention all-state honors ... averaged 10 points, 10 rebunds and 5 blocks as a senior ... Winter Park won the Orlando City Championship, district championship and region championship ... high school teammates with Jeremiah Rivers, the son of Boston Celtic head coach Doc Rivers, and John Pietkiewicz, the son of former Auburn All-SEC guard Stan Pietkiewicz ... full name is Francis Nosetae (No-see-in-tay) Aihe (Eye -- ee) ... born Jan. 28, 1988, in Minneapolis, Minn. ... son of Francis Aihe and Chidi Kalu ... signed national letter of intent on May 20, 2008.

Jeff Lebo on Francis Aihe:



"He's long and probably the best thing he does is alter shots. He doesn't have some of the numbers the other guys have. He only played half the games in junior college, but if you look at his numbers in junior college, they are only on 20 minutes of playing in a game situation. He has the size, and he's got to get stronger, but he's more physical and in great shape and hopefully he'll get some shot blocking in there."



1

Korvotney Barber

Forward 6-7 225 Senior
Manchester, GA (Manchester)



2007-08 (Junior):

Averaged 13.8 points, 6.9 rebounds and 1.3 blocks in 27.3 minutes per game in only 10 games before a season-ending broken left hand three minutes into Auburn's Dec. 29 game vs. Towson ... was leading the nation shooting 72.0 percent from the field before the broken hand ... he was leading the Tigers averaging 14.8 points and 7.3 rebounds on the season before he was injured in the Towson game ... 22 points

(18 in the second half) and 10 rebounds at Alabama State ... 21 points (8-of-9 fgs) and 9 rebounds in all 40 minutes vs. George Washington ... 19 points vs. Alabama A&M ... 15 points, 7 rebounds at Charleston Southern ... 11 points and 10 rebounds at Tulane in season opener ... 15 points, 7 rebounds, 3 assists and 2 blocks vs. Southern ... 10 points, 7 rebounds and 5 blocks vs. Mercer.

2006-07 (Sophomore): Averaged 11.3 points, 6.6 rebounds and 1.7 blocks in starting 29-of-32 games ... had six double-doubles on the season and shot 61 percent from the field ... would have led the SEC in field goal pct. at 60.7 percent (148-of-244) but did not have enough attempts ... ranked sixth in the SEC with 2.72 offensive rebounds per game, ninth with 1.72 blocks and 11th with 6.6 rebounds ... was the first Tiger to be named SEC Player of the Week twice in the same season since All-American Chris Porter in 1998-99 and just the fourth ever, along with All-American Chuck Person in 1984-85 and first-team All-SEC Chris Morris in 1987-88 ... recorded back-to-back double-doubles in leading the Tigers to a pair of wins over Arkansas and at No. 25 Alabama (Feb. 26-Mar 4) ... was named the first SEC Player of the Week of the season on Nov. 13 with his first career double-double with 13 points and a career-high 16 rebounds in Auburn's come-from-behind win over Troy ... had the game-saving block with 9 seconds left followed by the game-saving steal with 2 seconds left vs. Troy ... 18 points (8-11 fgs), 6 rebounds vs. No.12 Alabama ... 16 points (8-9 fgs), 11 rebounds at

South Carolina ... 12 points and 14 rebounds vs. Arkansas ... career-high 21 points and 10 rebounds vs. Nicholls State ... 19 points (9-11 fgs), 9 rebounds and 3 blocks vs. Oklahoma State ... 10 points in 10 minutes vs. #7 Wisconsin ... 13 points, 14 rebounds, 4 blocks vs. Miles College ... 17 points, 9 rebounds in 23 minutes vs. Tennessee State ... 14 points, career-high 7 blocks, 5 rebounds and 5 assists vs. Winston-Salem State ... received the Outstanding Rebounder Award and the Field Goal Pct. Leader award at the team's season-ending awards banquet.

2005-06 (Freshman): Averaged 6.8 points, 4.8 rebounds and 1.6 blocks in 21.3 minutes per game ... ranked ninth in the SEC in blocks ... shot 57.4 percent from the field ... started every game after the season opener, 27-of-28 for the season ... tied a career-high with 14 points and had 7 rebounds at Tennessee ... totaled 14 points (6-9 fgs), 4 rebounds and 3 blocks at Arkansas ... 13 points, 8 rebounds and a block at eventual Final Four LSU ... 10 points and 8 rebounds at Colorado State ... career-high 10 rebounds, 4 points, 3 blocks and 2 steals vs. LSU ... 9 points and 5 boards vs. Georgia ... 9 points, 7 rebounds and 3 steals vs. Gardner-Webb ... 9 points, 5 rebounds and a career-high 5 blocks vs. McNeese State ... 9 points, 7 rebounds and 2 blocks vs. Mississippi State ... won the Outstanding Rebounding Award at the team's annual awards banquet.

HIGH SCHOOL AND PERSONAL DATA: Only the second Auburn player to be selected as a McDonald's All-American with Frank Ford (1983) as the other ... Tiger head coach Jeff Lebo was a McDonald's All-American in 1985 ... four-year letterwinner at Manchester (Ga.) High School for coach Curtis Noble ... averaged 20 points, 16 rebounds and 8 blocks as a senior in 2004-05 as he led Manchester to a 22-4 record and a Class AA Sweet 16 appearance ... played in the Roundball Classic ... Georgia Class AA Player of the Year ... Gatorade Player of the Year in Georgia ... Class AA first-team All-State ... averaged 16 points, 15 rebounds and 8 blocks as a junior in 2003-04 ... full name is Korvotney Manyez Barber ... born April 14, 1987, in Thomaston, Ga. ... son of Cynthia Barnes and John Barber ... signed national letter of intent on Nov. 10, 2004.

Barber's Statistics

	G-GS	MIN-Avg.	FG-A	Pct.	3FG-A	Pct.	FT-FTA	Pct.	REB-Avg.	PF-FO	A	TO	BLK	ST	PTS	Avg.
2005-06	28-27	597-21.3	81-141	.574	0-0	.000	28-70	.400	134-4.8	80-3	12	51	43	17	190	6.8
2006-07	32-29	817-25.5	148-244	.607	0-0	.000	64-146	.438	212-6.6	92-3	35	71	55	15	360	11.3
2007-08	10-10	273-27.3	59-82	.720	0-0	.000	20-47	.426	69-6.9	26-0	8	21	13	8	138	13.8
Total	70-66	1687-24.1	288-451	.639	0-0	.000	112-263	.426	415-5.9	198-6	55	143	111	40	688	9.8

Administration Tiger Tracks AU Hoop History Tiger Records 2007-08 Review Coliseum Coaching Staff 2008-09 Tigers 2008-09 Outlook

2005-06 Game-by-Game

Opponent	FG-A	3FG-A	FT-A	O-D-TREB	PF	PTS	AST	TO	BS	STL	MIN
Lipscomb	2-5	0-0	0-1	2-1-3	2	4	0	2	0	0	16
Gardner-Webb +	3-6	0-0	3-8	2-5-7	3	9	0	1	1	3	21
at Colorado State +	5-8	0-0	0-1	4-4-8	4	10	0	2	1	0	20
McNeese State +	4-4	0-0	1-6	0-5-5	1	9	1	1	5	1	22
at Pittsburgh +	2-5	0-0	0-3	1-2-3	3	4	0	1	2	0	23
Southeastern La. +	3-6	0-0	0-0	1-7-8	3	6	1	2	1	1	20
Temple +	2-7	0-0	3-3	1-4-5	0	7	2	1	0	0	17
at Texas A&M +	2-2	0-0	4-6	3-1-4	3	8	0	1	3	1	21
Winthrop +	3-5	0-0	1-4	3-1-4	2	7	0	3	3	1	23
Jacksonville State +	1-2	0-0	2-4	0-1-1	2	4	2	1	3	0	14
Southern Miss +	3-5	0-0	0-0	3-1-4	3	6	0	1	2	1	19
at Vanderbilt +	0-2	0-0	0-0	1-1-2	1	0	1	2	2	0	18
Alabama +	4-7	0-0	0-0	2-2-4	3	8	0	3	2	0	23
at Florida +	3-4	0-0	0-1	2-2-4	4	6	0	2	1	0	26
Arkansas +	1-1	0-0	1-2	1-2-3	1	3	0	2	1	0	18
Kentucky +	2-3	0-0	0-1	2-1-3	5	4	0	1	0	0	16
Georgia +	4-5	0-0	1-4	4-1-5	5	9	0	1	0	0	12
at LSU +	6-9	0-0	1-2	5-3-8	4	13	1	3	1	0	21
at Mississippi State +	2-4	0-0	1-1	1-3-4	3	5	1	4	0	0	15
Ole Miss +	1-1	0-0	1-2	2-2-4	3	3	0	3	0	1	15
at Arkansas +	6-9	0-0	2-5	3-1-4	4	14	1	1	3	1	22
at Tennessee +	6-11	0-0	2-2	3-4-7	3	14	0	4	0	0	30
LSU +	2-5	0-0	0-1	1-9-10	4	4	0	3	3	2	32
Mississippi State +	4-7	0-0	1-2	3-4-7	3	9	0	1	2	1	29
at Ole Miss +	3-5	0-0	2-3	1-3-4	1	8	0	2	5	1	31
at Alabama +	1-5	0-0	1-5	4-3-7	4	3	2	2	2	2	28
South Carolina +	4-5	0-0	0-1	2-0-2	1	8	0	1	0	1	25
(1) Vanderbilt +	2-3	0-0	1-2	1-3-4	5	5	0	0	0	0	20
TOTALS	81-141	0-0	28-70	58-76-134	80	190	12	51	43	17	597

+Games Started (27 of 28)

(1) SEC Tournament (Nashville, TN • Gaylord Entertainment Center)

2006-07 Game-by-Game

Opponent	FG-A	3FG-A	FT-A	O-D-TREB	PF	PTS	AST	TO	BS	STL	MIN
Troy +	5-10	0-0	3-5	7-9-16	1	13	0	2	1	1	33
Winston-Salem St. +	5-6	0-0	4-7	4-1-5	4	14	5	4	7	0	21
East Tennessee St. +	4-12	0-0	6-12	3-5-8	2	14	1	4	5	2	39
Miles College +	6-7	0-0	1-5	5-9-14	1	13	2	5	4	2	29
(1) Oklahoma State +	9-11	0-0	1-3	5-4-9	4	19	0	6	3	2	35
(1) Wisconsin +	4-5	0-0	2-2	1-0-1	3	10	0	1	1	0	10
Nicholls State +	9-15	0-0	3-8	5-5-10	3	21	1	4	1	0	33
Louisiana-Monroe +	6-8	0-0	1-4	1-2-3	3	13	1	3	3	1	29
Pittsburgh +	8-13	0-0	3-7	2-2-4	2	19	0	1	3	0	29
South Alabama +	5-7	0-0	2-3	1-5-6	1	12	0	4	3	0	28
Wofford +	6-7	0-0	1-2	3-5-8	5	13	1	2	0	0	20
Tennessee State +	6-9	0-0	5-9	5-4-9	4	17	1	1	5	1	23
Texas A&M +	1-2	0-0	6-12	4-0-4	5	8	1	3	0	1	26
Charleston Southern +	4-6	0-0	0-4	2-2-4	4	8	1	5	1	0	16
at Southern Miss +	4-8	0-0	1-4	2-4-6	3	9	0	4	1	1	21
Vanderbilt +	5-8	0-0	2-5	2-2-4	2	12	2	0	2	1	32
at Kentucky +	1-3	0-0	2-4	2-4-6	4	4	0	0	0	0	24
at LSU	0-2	0-0	0-0	0-0-0	2	0	0	0	0	0	10
Tennessee	2-4	0-0	2-3	2-5-7	2	6	3	0	3	1	16
at Mississippi State	5-10	0-0	0-0	2-1-3	2	10	2	0	2	0	19
Alabama +	8-11	0-0	2-5	2-4-6	2	18	0	1	0	0	27
Florida +	3-5	0-0	0-4	1-4-5	4	6	1	0	0	0	23
at South Carolina +	8-9	0-0	0-1	3-8-11	1	16	2	1	1	0	29
Ole Miss +	1-5	0-0	0-1	2-7-9	2	2	1	1	0	0	27
at Arkansas +	4-7	0-0	2-2	1-4-5	3	10	1	7	1	1	29
Mississippi State	2-2	0-0	1-4	0-4-4	3	5	0	2	0	0	21
at Georgia +	3-7	0-0	2-4	1-3-4	5	8	1	2	3	0	33
Arkansas +	4-10	0-0	4-7	6-8-14	3	12	3	2	1	0	35
at Alabama +	6-8	0-0	5-8	6-4-10	3	17	1	1	1	1	28
LSU +	6-11	0-0	2-7	4-4-8	2	14	3	1	1	0	31
at Ole Miss +	3-9	0-0	1-2	1-4-5	3	7	1	2	0	0	21
(2) Georgia +	5-7	0-0	0-2	2-2-4	4	10	0	2	2	0	20
TOTALS	148-244	0-0	64-146	87-125-212	92	360	35	71	55	15	817

+Games Started (29 of 32)

(1) South Padre Island Invitational (South Padre Island, TX)

(2) SEC Tournament (Atlanta, GA • Georgia Dome)

2007-08 Game-by-Game

Opponent	FG-A	3FG-A	FT-A	O-D-TREB	PF	PTS	AST	TO	BS	STL	MIN
at Tulane +	4-6	0-0	3-8	5-5-10	4	11	1	4	2	0	33
Kennesaw State +	6-7	0-0	0-2	1-4-5	2	12	0	2	2	1	25
at Alabama State +	11-14	0-0	0-2	5-5-10	3	22	1	1	0	0	28
(1) at Charleston So. +	6-8	0-0	3-3	2-5-7	4	15	1	0	2	2	20
(2) George Washington +	8-9	0-0	5-10	2-7-9	2	21	0	3	0	1	40
(3) West Virginia +	4-6	0-0	0-2	3-4-7	3	8	1	5	1	0	33
(4) Southern +	7-9	0-0	1-6	3-4-7	2	15	3	3	0	2	31
Mercer +	5-10	0-0	0-2	4-3-7	4	10	0	2	5	0	27
Alabama A&M +	7-11	0-0	5-8	1-3-4	2	19	1	1	1	1	30
Towson +	1-2	0-0	3-4	1-2-3	0	5	0	0	0	1	6
Texas A&M-C.C.				DNP-INJ							
Xavier				DNP-INJ							
Arkansas				DNP-INJ							
at Florida				DNP-INJ							
at LSU				DNP-INJ							
Ole Miss				DNP-INJ							
Presbyterian Coll.				DNP-INJ							
at Alabama				DNP-INJ							
LSU				DNP-INJ							
at Vanderbilt				DNP-INJ							
Kentucky				DNP-INJ							
Miss. State				DNP-INJ							
at Ole Miss				DNP-INJ							
at Tennessee				DNP-INJ							
Alabama				DNP-INJ							
at Miss. State				DNP-INJ							
South Carolina				DNP-INJ							
Georgia				DNP-INJ							
at Arkansas				DNP-INJ							
(5) Vanderbilt				DNP-INJ							
TOTALS	59-82	0-0	20-47	27-42-69	26	138	8	21	13	8	273

+Games Started (10 of 10)


(1) North Charleston, SC (N. Charleston Coliseum)

(2) BB&T Classic (Washington, DC • Verizon Center)

(3) Pizza Hut Big East/SEC Invitational (Birmingham, AL • BJCC Arena)

(4) Coors Classic (Mobile, AL • Mitchell Center)

(5) SEC Tournament (Atlanta, GA • Georgia Dome)







2008-09 Outlook
2008-09 Tigers
Coaching Staff
Coliseum
2007-08 Review
Tiger Records
AU Hoop History
Tiger Tracks
Administration

21

Rasheem Barrett

Guard 6-5 220 Senior
Atlanta, GA (Marist)



2007-08

(Junior):

Averaged 13.6 points, 4.0 rebounds and 2.2 assists in 31.9 minutes per game ... started all 30 games played ... shot 44 percent from the field, 34 percent from 3-point range and 70 percent from the foul line ... has 1,069 career points to rank 25th on Auburn's all-time list, joining the club with 13 points at Miss. State on Feb. 27 ... had a team-high 24 double figure scoring

games on the season ... 24 points and 10 rebounds vs. Presbyterian (9-11 fgs, 4-5 3fgs) ... 21 points vs. Arkansas ... 20 points at Alabama ... 20 points and 3 assists vs. #18 Vanderbilt in the SEC Tournament ... named SEC Player of the Week on Nov. 26 totaling 25 points (10-13 fgs), 4 rebounds, 4 assists, 2 steals and 1 block at Charleston Southern ... 19 points and 7 rebounds vs. Towson ... 18 points and 6 rebounds vs. Miss. State ... named Coors Classic MVP with 18 points, 10 rebounds, 5 assists and 2 steals vs. Southern ... 17 points, 6 rebounds and 4 steals vs. Mercer ... 16 points, 4 assists and 3 rebounds at Tulane ... 15 points vs. LSU and at Ole Miss ... 14 points and 8 rebounds at #2 Tennessee and vs. Texas A&M-Corpus Christi ... 12 points vs. Kentucky ... 11 points and a career-high 6 assists vs. George Washington ... 10 points, 5 rebounds,

5 assists and 4 steals vs. Georgia.

2006-07 (Sophomore):

Averaged 11.0 points, 3.9 rebounds and 2.3 assists in starting 24-of-32 games ... shot 38 percent from the field, 30 percent from 3-point range and 67 percent from the foul line ... shot 34 percent from 3-point range in SEC play compared to only 26 percent in non-conference games ... entering Auburn's SEC opener vs. Vanderbilt shooting 26 percent behind the arc, scored 22 points, making 6-of-9 from 3-point range ... 18 points (2-4 3fgs) at #13 LSU, making a 3-pointer with 25 seconds left that brought Auburn to within 64-63 ... 21 points, 7 rebounds, 4 steals and 4 assists vs. Nicholls State ... 19 points vs. Miles College ... 15 points and 6 rebounds vs. East Tennessee State ... 14 points (2-4 3fgs) at Georgia ... 11 points, 8 rebounds and 3 assists in the win vs. #22 Tennessee and tied the game at 66 with a pair of free throws ... 11 points and a career-high 9 rebounds vs. Troy ... 12 points vs. #1 Florida ... 10 points, 5 rebounds and 2 blocks vs. #7 Wisconsin.

2005-06 (Freshman):

Selected to the Coaches Freshman All-SEC team ... averaged 11.1 points, 3.0 rebounds and 1.5 assists in 24.9 minutes per game ... shot 46 percent from the field, a team-best 39 percent from 3-point range and 75 percent from the foul line ... started half of the Tigers' 28 games, including the last 14 of the season ... gained first start vs. Kentucky Jan. 24, totaling 12 points and six rebounds and two steals ... scored an SEC-high 22 points (9-9 fts) and had 5 rebounds vs. Mississippi State ... named SEC Freshman of the Week on Jan. 2 after totaling 28 points, 4 rebounds and 3 assists vs. Jacksonville State ... 21 points (7-10 fgs) vs. Southern Miss ... 19 points (8-12 fgs) and 3 assists vs. Winthrop ... 15 points (3-8 treys) and 4 rebounds vs. McNeese State ... 14 points vs. Alabama ... 13 points (3-6 treys) and 4 rebounds in 19 minutes vs. Lipscomb ... 11 points (3-7 treys) vs. Vanderbilt in SEC Tournament ... named the team's Outstanding Defensive Player at the annual awards banquet.

HIGH SCHOOL AND PERSONAL DATA: Averaged 22.7 points, 8.2 rebounds, 3 assists and 2 blocks per game as a senior in 2004-05 en route to earning first-team All-State honors for Marist under coach Ron Bell ... shot 51 percent from the field, 34 percent from 3-point range and 68 percent from the foul line ... scored 1,792 career points in high school to finish second on the school's all-time scoring chart ... a McDonald's All-American nominee ... played in the Georgia North-South All-Star Game and the East-West All-Star Game ... averaged 23 points and 8.5 rebounds per game as a junior in 2003-04 ... full name is Rasheem Akeem Barrett ... born Jan. 19, 1987, in Stone Mountain, Ga. ... son of Steve and Cathy Barrett ... signed national letter of intent on November 10, 2004.

Barrett's Statistics

	G-GS	MIN-Avg.	FG-A	Pct.	3FG-A	Pct.	FT-FTA	Pct.	REB-Avg.	PF-FO	A	TO	BLK	ST	PTS	Avg.
2005-06	28-14	696-24.9	110-237	.464	39-100	.390	52-69	.754	84-3.0	66-2	43	67	2	23	311	11.1
2006-07	32-24	946-29.6	132-349	.378	46-155	.297	41-61	.672	125-3.9	57-2	73	66	6	36	351	11.0
2007-08	30-30	957-31.9	164-369	.444	46-137	.336	33-47	.702	121-4.0	58-0	66	58	4	25	407	13.6
Total	90-68	2599-28.9	406-955	.425	131-392	.334	126-177	.712	330-3.7	181-4	182	191	12	84	1069	11.9

2005-06 Game-by-Game

Opponent	FG-A	3FG-A	FT-A	O-D-TREB	PF	PTS	AST	TO	BS	STL	MIN
Lipscomb	5-10	3-6	0-0	3-1-4	2	13	2	3	0	0	19
Gardner-Webb	1-8	0-2	1-3	0-2-2	1	3	1	0	1	0	17
at Colorado State	0-3	0-2	0-2	0-2-2	3	0	1	1	0	1	10
McNeese State	5-11	3-8	2-2	1-3-4	2	15	3	2	0	2	22
at Pittsburgh +	1-3	1-2	0-0	0-0-0	0	3	1	1	0	0	17
Southeastern La.	4-4	0-0	2-3	0-3-3	3	10	4	0	0	0	25
Temple	4-9	3-5	0-0	1-4-5	2	11	2	1	0	1	18
at Texas A&M	4-10	1-4	1-2	3-3-6	5	10	2	1	0	0	28
Winthrop	8-12	3-5	0-0	2-0-2	4	19	3	2	0	0	23
Jacksonville State	9-14	2-3	8-10	3-1-4	1	28	3	1	0	1	26
Southern Miss	7-10	2-3	5-5	0-1-1	2	21	2	3	1	1	26
at Vanderbilt	2-6	1-3	2-2	1-3-4	1	7	1	3	0	0	25
Alabama	5-10	2-7	2-2	1-0-1	2	14	2	1	0	1	29
at Florida	3-6	2-2	2-2	1-4-5	4	10	4	4	0	0	24
Arkansas	4-9	0-3	4-7	1-1-2	4	12	0	1	0	2	29
Kentucky +	4-9	1-3	3-5	1-5-6	2	12	0	3	0	2	30
Georgia +	2-8	0-4	4-6	3-3-6	3	8	2	4	0	2	31
at LSU +	3-7	0-2	2-2	1-1-2	3	8	0	4	0	0	34
at Mississippi State+	5-15	2-6	0-0	1-2-3	3	12	1	3	0	1	32
Ole Miss +	2-4	0-0	2-2	0-1-1	1	6	0	3	0	2	21
at Arkansas +	4-11	2-4	1-2	2-2-4	2	11	1	3	0	1	33
at Tennessee +	5-7	1-2	0-0	0-0-0	2	11	2	4	0	0	22
LSU +	3-7	2-4	0-0	0-0-0	4	8	1	2	0	1	26
Mississippi State +	5-10	3-5	9-9	0-5-5	2	22	1	4	0	1	23
at Ole Miss +	1-5	0-3	1-2	0-1-1	1	3	1	5	0	2	29
at Alabama +	5-7	0-1	0-0	1-3-4	5	10	1	3	0	1	24
South Carolina +	5-9	2-4	1-1	1-2-3	1	13	1	3	0	0	22
(1) Vanderbilt +	4-13	3-7	0-0	2-2-4	1	11	1	2	0	1	31
TOTALS	110-237	39-100	52-69	29-55-84	66	311	43	67	2	23	696

+Games Started (14 of 28)

(1) SEC Tournament (Nashville, TN • Gaylord Entertainment Center)

2006-07 Game-by-Game

Opponent	FG-A	3FG-A	FT-A	O-D-TREB	PF	PTS	AST	TO	BS	STL	MIN
Troy +	5-15	1-9	0-0	1-8-9	3	11	1	4	0	0	27
Winston-Salem St. +	4-13	3-6	2-2	2-4-6	0	13	1	3	0	3	24
East Tennessee St. +	5-20	3-10	2-3	1-5-6	3	15	2	5	0	1	40
Miles College +	6-15	1-6	6-6	2-3-5	3	19	4	3	0	0	32
(1) Oklahoma State+	4-12	2-8	0-0	0-3-3	0	10	2	2	1	0	37
(1) Wisconsin +	4-9	2-4	0-3	1-4-5	2	10	0	3	2	0	34
Nicholls State +	8-16	2-6	3-4	5-2-7	1	21	4	1	0	4	37
Louisiana-Monroe +	5-13	1-7	3-4	0-2-2	1	14	5	4	0	2	32
Pittsburgh +	3-7	0-3	0-0	1-2-3	2	6	3	2	0	0	31
South Alabama	9-16	2-5	0-1	2-2-4	0	20	2	3	0	0	34
Wofford +	6-11	5-8	1-1	1-5-6	1	18	2	3	0	1	36
Tennessee State +	4-9	1-5	0-0	1-2-3	1	9	3	1	0	3	24
Texas A&M +	2-7	0-4	1-2	2-0-2	2	5	2	1	0	0	30
Charleston Southern+5-11	0-1	0-0	0-0	1-4-5	2	10	3	2	0	1	24
at Southern Miss	2-8	0-5	0-1	1-5-6	0	4	0	2	0	1	23
Vanderbilt +	8-14	6-9	0-0	0-4-4	1	22	4	0	1	2	33
at Kentucky +	2-12	0-5	1-2	3-0-3	2	5	1	2	0	0	27
at LSU +	6-11	2-4	4-4	1-3-4	2	18	1	0	0	0	32
Tennessee +	5-14	0-2	1-1	3-5-8	1	11	3	1	1	1	35
at Mississippi State+	4-12	2-5	0-1	2-3-5	3	10	4	1	9	1	35
Alabama +	4-9	1-3	0-0	1-2-3	0	9	2	1	9	3	33
Florida +	5-16	0-2	2-4	2-1-3	3	12	2	3	0	1	32
at South Carolina +	2-6	2-4	6-8	1-2-3	3	12	4	1	0	0	30
Ole Miss +	4-9	2-5	0-0	0-0-0	2	10	4	4	0	0	30
at Arkansas	0-2	0-2	0-0	0-2-2	1	0	0	1	0	0	9
Mississippi State +	5-14	2-6	3-5	0-3-3	5	15	1	3	9	2	32
at Georgia +	6-12	2-4	0-1	0-2-2	2	14	0	0	0	2	34
Arkansas	0-5	0-1	0-0	1-1-2	3	0	1	2	0	2	15
at Alabama	3-6	2-4	0-0	0-2-2	0	8	2	0	0	0	23
LSU	3-7	2-3	0-0	0-2-2	5	8	3	3	0	2	24
at Ole Miss	1-5	0-2	6-8	1-1-2	2	8	3	2	0	3	28
(2) Georgia	2-13	0-7	0-0	2-3-5	1	4	4	3	1	1	29
TOTALS	132-349	46-146	64-146	38-87-125	57	351	73	66	6	36	946

+Games Started (24 of 32)

(1) South Padre Island Invitational (South Padre Island, TX)

(2) SEC Tournament (Atlanta, GA • Georgia Dome)

2007-08 Game-by-Game

Opponent	FG-A	3FG-A	FT-A	O-D-TREB	PF	PTS	AST	TO	BS	STL	MIN
at Tulane +	5-13	2-8	4-4	0-3-3	3	16	4	2	0	1	35
Kennesaw State +	5-12	2-5	0-0	1-3-4	1	12	5	4	0	0	27
at Alabama State +	1-5	1-5	0-0	1-6-7	4	3	2	4	0	1	36
(1) at Charleston So.+10-13	3-5	2-2	0-4-4	2	25	4	3	1	2	33	
(2) George Washington+5-13	0-5	1-1	1-1-2	2	11	6	2	0	1	34	
(3) West Virginia +	5-8	0-0	0-0	0-2-2	4	10	1	3	0	0	26
(4) Southern +	7-11	1-4	3-4	1-9-10	3	18	5	4	0	2	34
Mercer +	8-21	1-4	0-0	1-5-6	3	17	2	0	0	4	33
Alabama A&M +	5-10	2-5	0-0	1-1-2	0	12	0	1	0	0	24
Towson +	9-21	1-5	0-0	2-5-7	2	19	2	1	0	0	31
Texas A&M-C.C. +	6-14	2-4	0-3	2-6-8	1	14	2	2	1	2	35
Xavier +	4-10	3-7	0-0	0-2-2	1	11	2	1	0	0	30
Arkansas +	8-18	2-10	3-4	2-2-4	3	21	2	0	0	1	38
at Florida +	3-7	1-4	0-0	0-3-3	0	7	1	2	0	0	23
at LSU +	3-8	1-2	0-0	0-1-1	3	7	4	1	0	0	27
Ole Miss +	3-9	0-1	2-4	1-1-2	3	8	0	0	0	1	24
Presbyterian Coll. +	9-11	4-5	2-2	2-8-10	1	24	2	1	0	0	30
at Alabama +	6-12	1-4	7-8	1-2-3	3	20	1	5	0	0	39
LSU +	6-10	3-4	0-0	0-1-1	4	15	0	2	0	0	33
at Vanderbilt +	0-9	0-1	0-0	0-4-4	0	0	0	1	0	1	23
Kentucky +	5-9	1-2	1-2	1-0-1	2	12	0	2	1	0	35
Miss. State +	7-22	2-6	2-2	3-3-6	3	18	2	2	0	0	32
at Ole Miss +	6-10	2-5	1-2	0-5-5	1	15	1	2	0	0	36
at Tennessee +	5-16	3-7	1-2	3-5-8	1	14	1	4	0	1	36
Alabama +	3-12	3-8	1-2	0-2-2	1	10	2	3	1	1	37
at Miss. State +	5-13	1-4	2-2	0-1-1	3	13	4	0	0	1	33
South Carolina +	6-13	0-3	0-0	0-2-2	0	12	1	1	0	1	31
Georgia +	5-15	0-4	0-1	2-3-5	0	10	5	2	0	4	35
at Arkansas +	5-9	2-4	1-2	1-3-4	2	13	2	2	0	0	29
(5) Vanderbilt +	9-15	2-6	0-0	0-2-2	2	20	3	1	0	1	38
TOTALS	164-369	46-137	33-47	26-95-121	58	407	66	58	4	25	957

+Games Started (30 of 30)


- (1) North Charleston, SC (N. Charleston Coliseum)
- (2) BB&T Classic (Washington, DC • Verizon Center)
- (3) Pizza Hut Big East/SEC Invitational (Birmingham, AL • BJCC Arena)
- (4) Coors Classic (Mobile, AL • Mitchell Center)
- (5) SEC Tournament (Atlanta, GA • Georgia Dome)



4

Lucas Hargrove

Forward 6-6 205 Junior
Pontiac, SC (Richland Northeast)



3 steals at Charleston Southern ... 11 points, 6 rebounds and 2 steals at Florida ... 11 points, 5 rebounds and 2 blocks vs. LSU ... 10 points and 5 rebounds at LSU ... 11 points (3-3 3fgs) in 7 minutes vs. Xavier ... 10 points (4-7 fgs, 2-4 3fgs) and 4 rebounds vs. #15 Ole Miss ... 10 points (2-3 3fgs) and 6 rebounds vs. Arkansas ... 10 points and 5 rebounds in 21 minutes vs. Kennesaw State ... 8 points and 4 rebounds in 25 minutes at Vanderbilt in his first collegiate start Feb. 2.

2006-07 (Freshman): Averaged 2.5 points and 2.0 rebounds in 10.1 minutes per game ... played in 17 games ... shot 49 percent from the field ... totaled a career-high 13 points, 6 rebounds and 3 steals in 22 minutes vs. Miles College ... 10 points, 6 rebounds and 4 assists in 24 minutes vs. Winston-Salem State ... 7 points (3-4 fgs), 5 rebounds and 2 assists in 20 minutes vs. Troy in the season opener ... 5 points, 6 rebounds, 2 assists and 2 steals vs. East Tennessee State ... 2 points, 3 rebounds and 3 assists at Georgia.

HIGH SCHOOL AND PERSONAL DATA: Earned All-State honors as a senior after averaging 15.1 points, 11.1 rebounds, 3.7 assists and 2.2 blocks for Richland Northeast High School in Columbia, S.C., for coach Jason Powell ... shot 45.6 percent from the field, 28.8 percent from 3-point range and 65.5 percent from the foul line in helping RNHS go 19-7 and reach the second round of the state tournament ... named one of the top five players in the state in 2006 and was a South Carolina All-Star and Farm Bureau Classic MVP ... holds Richland Northeast's single-season rebound record with 216 in 2006 and had a school record 17 boards in a single game ... ranks second on the career rebound chart with 451 ... two-time All-Region selection and two-time Midlands All-Area in 2005 and 2006 ... averaged 13.1 points and 7.0 rebounds per game as a junior leading Richland Northeast to a 22-4 record and the state tournament quarterfinals ... named the MVP of the 2004 Chick-Fil-A Classic ... was an AAU teammate of Auburn's Josh Dollard with the South Carolina Ravens ... full name is Lucas Jeremy Hargrove ... born May 31, 1988, in Augusta, Ga. ... son of Louis and Patsy Hargrove ... signed national letter of intent on Nov. 9, 2005.

2008-09 (Junior): Accompanied the Score International team on a mission and basketball trip to the Dominican Republic Aug. 6-12 ... scored 16 points in a 67-65 victory in Santo Domingo.

2007-08 (Sophomore): Averaged 7.8 points, 4.4 rebounds and 1.1 assists in 21.4 minutes per game ... played in 26 games, starting six ... averaged 12.0 points and 5.7 rebounds in his six starts ... missed four games after breaking his left hand Dec. 5 before playing 8 minutes vs. Texas A&M-Corpus Christi Jan. 2 ... shot 48 percent from the field, 35 percent from 3-point range and 55 percent from the foul line ... scored a career-high 28 points (9-12 fgs, 3-6 3fgs), 6 rebounds, 3 assists, 2 blocks and 2 steals vs. Alabama in his second career start ... 16 points (3-5 fgs) and 8 rebounds vs. Vanderbilt in the SEC Tournament ... 11 points and 10 rebounds in 39 minutes at Mississippi State ... 12 points, 7 rebounds and

Hargrove's Statistics

	G-GS	MIN-Avg.	FG-A	Pct.	3FG-A	Pct.	FT-FTA	Pct.	REB-Avg.	PF-FO	A	TO	BLK	ST	PTS	Avg.
2006-07	17-0	171-10.1	16-33	.485	1-6	.167	10-20	.500	34-2.0	13-0	15	11	2	5	43	2.5
2007-08	26-6	556-21.4	78-164	.476	24-69	.348	22-40	.550	114-4.4	40-1	28	39	13	18	202	7.8
Total	43-6	727-16.9	94-197	.477	25-75	.333	32-60	.533	148-3.4	53-1	43	50	15	23	245	5.7

2006-07 Game-by-Game

Opponent	FG-A	3FG-A	FT-A	O-D-TREB	PF	PTS	AST	TO	BS	STL	MIN
Troy	3-4	1-2	0-1	1-4-5	0	7	2	0	0	0	20
Winston-Salem St.	3-5	0-1	4-4	3-3-6	2	10	4	0	0	0	24
East Tennessee St.	1-3	0-1	3-6	1-5-6	1	5	2	3	0	2	25
Miles College	6-10	0-1	1-4	2-4-6	2	13	0	2	0	3	22
(1) Oklahoma State	1-3	0-1	0-1	0-1-1	0	2	0	0	0	0	6
(1) Wisconsin	0-1	0-0	0-0	0-0-0	1	0	0	0	0	0	18
Nicholls State	0-0	0-0	0-0	1-2-3	0	0	1	0	0	0	9
Louisiana-Monroe	0-2	0-0	0-2	1-1-2	2	0	1	1	0	0	9
Pittsburgh				DNP							
South Alabama	0-0	0-0	0-0	0-0-0	0	0	0	1	0	0	6
Wofford	0-0	0-0	0-0	0-0-0	0	0	1	1	0	0	6
Tennessee State	1-3	0-0	0-0	0-1-1	2	2	1	0	2	0	10
Texas A&M	0-0	0-0	0-0	0-0-0	0	0	0	1	0	0	2
Charleston Southern				DNP							
at Southern Miss				DNP							
Vanderbilt				DNP							
at Kentucky	0-0	0-0	0-0	0-0-0	0	0	0	0	0	0	1
at LSU				DNP							
Tennessee				DNP							
at Mississippi State				DNP							
Alabama	0-0	0-0	0-0	0-0-0	0	0	0	1	0	0	0+
Florida	0-0	0-0	0-0	0-0-0	0	0	0	0	0	0	1
at South Carolina				DNP							
Ole Miss				DNP							
at Arkansas				DNP							
Mississippi State				DNP							
at Georgia	0-0	0-0	2-2	1-2-3	2	2	3	0	0	0	10
Arkansas	1-2	0-0	0-0	1-0-1	1	2	0	1	0	0	2
at Alabama				DNP							
LSU				DNP							
at Ole Miss				DNP							
(2) Georgia				DNP							
TOTALS	16-33	1-6	10-20	11-23-34	13	43	15	11	2	5	171

+Games Started (0 of 17)

(1) South Padre Island Invitational (South Padre Island, TX)

(2) SEC Tournament (Atlanta, GA • Georgia Dome)

2007-08 Game-by-Game

Opponent	FG-A	3FG-A	FT-A	O-D-TREB	PF	PTS	AST	TO	BS	STL	MIN
at Tulane	1-4	0-1	0-0	1-5-6	2	2	0	2	1	1	16
Kennesaw State	4-4	1-1	1-5	1-4-5	1	10	1	4	0	0	21
at Alabama State	1-1	0-0	1-2	0-2-2	0	3	1	1	0	0	6
(1) at Charleston So.	6-10	0-1	0-0	2-5-7	3	12	2	1	2	3	29
(2) George Washington	0-1	0-1	0-0	1-2-3	1	0	1	1	0	0	10
(3) West Virginia	1-1	0-0	0-0	0-1-1	0	2	0	0	1	0	5
(4) Southern				DNP-INJ							
Mercer				DNP-INJ							
Alabama A&M				DNP-INJ							
Towson				DNP-INJ							
Texas A&M-C.C.	0-1	0-0	0-0	0-0-0	1	0	0	0	0	0	8
Xavier	4-5	3-3	0-0	1-0-1	1	11	0	1	0	1	7
Arkansas	4-7	2-3	0-0	3-3-6	0	10	1	2	1	0	16
at Florida	5-10	1-3	0-0	3-3-6	1	11	1	1	1	2	22
at LSU	4-8	2-4	0-0	2-3-5	3	10	0	2	0	2	28
Ole Miss	4-7	2-4	0-4	0-4-4	1	10	2	1	0	0	23
Presbyterian Coll.	3-6	0-1	2-2	2-5-7	3	8	1	6	1	1	24
at Alabama	2-5	1-4	3-6	2-3-5	1	8	2	1	0	0	21
LSU	5-8	1-3	0-0	1-4-5	1	11	1	0	2	0	25
at Vanderbilt +	3-6	2-4	0-0	2-2-4	5	8	0	1	0	0	25
Kentucky	2-4	1-2	0-0	0-1-1	0	5	0	1	0	1	23
Miss. State	1-8	1-5	1-2	3-2-5	1	4	2	2	0	1	29
at Ole Miss	2-2	0-0	1-1	0-1-1	2	5	1	1	0	0	13
at Tennessee	0-6	0-4	2-2	3-2-5	0	2	1	3	0	2	21
Alabama +	9-12	3-6	7-9	3-3-6	2	28	3	0	2	2	36
at Miss. State +	5-13	0-5	1-1	6-4-10	3	11	2	1	1	0	39
South Carolina +	4-12	1-4	0-0	2-3-5	2	9	1	2	1	0	31
Georgia	2-7	0-3	2-4	4-1-5	0	6	1	1	0	0	22
at Arkansas +	0-3	0-2	0-0	0-1-1	3	0	2	2	0	1	22
(5) Vanderbilt +	6-13	3-5	1-2	5-3-8	3	16	2	2	0	1	34
TOTALS	78-164	24-69	22-40	47-67-114	40	202	28	39	13	18	556

+Games Started (6 of 26)

(1) North Charleston, SC (N. Charleston Coliseum)

(2) BB&T Classic (Washington, DC • Verizon Center)

(3) Pizza Hut Big East/SEC Invitational (Birmingham, AL • BJCC Arena)

(4) Coors Classic (Mobile, AL • Mitchell Center)

(5) SEC Tournament (Atlanta, GA • Georgia Dome)

