



2023-24 AUBURN MEN'S BASKETBALL

12 NCAA TOURNAMENT APPEARANCES || 2019 FINAL FOUR || 6-TIME SEC CHAMPIONS || AUBURNTIGERS.COM || @AUBURNMBB

2023-24 SCHEDULE

OVERALL: 23-7 || SEC: 12-5
HOME: 14-1 || AWAY: 5-5 || NEUTRAL: 4-1

DATE	OPPONENT (TV)	TIME (CT)
Nov. 7	vs. #20/17 Baylor+ (ESPN)	L, 82-88
Nov. 10	SOUTHEASTERN LOUISIANA (SECN+)	W, 86-71
Nov. 16	vs. Notre Dame* (ESPN2)	W, 83-59
Nov. 17	vs. St. Bonaventure* (ESPN2)	W, 77-60
Nov. 21	ALABAMA A&M (SECN+)	W, 84-54
Nov. 29	VIRGINIA TECH% (ESPN2)	W, 74-57
Dec. 3	at Appalachian State (ESPN2)	L, 64-69
Dec. 9	vs Indiana! (ESPN2)	W, 104-76
Dec. 13	vs. UNC Asheville \$ (SECN+)	W, 87-62
Dec. 17	USC (ESPN)	W, 91-75
Dec. 22	ALABAMA STATE (SECN+)	W, 82-62
Dec. 30	CHATTANOOGA (SECN)	W, 101-66
Jan. 2	PENN (SECN)	W, 88-68
Jan. 6	at Arkansas* (ESPN2)	W, 83-51
Jan. 9	TEXAS A&M* (ESPN2)	W, 66-55
Jan. 13	LSU* (SECN)	W, 93-78
Jan. 17	at Vanderbilt* (SECN)	W, 80-65
Jan. 20	#22/21 OLE MISS* (SECN)	W, 82-59
Jan. 24	at Alabama* (ESPN)	L, 75-79
Jan. 27	at Mississippi State* (SECN)	L, 58-64
Jan. 31	VANDERBILT* (ESPN2)	W, 81-54
Feb. 3	at Ole Miss* (SECN)	W, 91-77
Feb. 7	#16/16 ALABAMA* (ESPN2)	W, 99-81
Feb. 10	at Florida* (SECN)	L, 65-81
Feb. 14	#11/11 SOUTH CAROLINA* (SECN)	W, 101-61
Feb. 17	#22/20 KENTUCKY* (ESPN)	L, 59-70
Feb. 24	at Georgia* (SECN)	W, 97-76
Feb. 28	at #4/4 Tennessee* (ESPN2)	L, 84-92
Mar. 2	MISSISSIPPI STATE* (ESPN2)	W, 78-63
Mar. 5	at Missouri* (SECN)	W, 101-74
Mar. 9	GEORGIA* (SECN)	5:30 p.m.
Mar. 13-17	at SEC Championship (Nashville, Tenn.)	

All Times Listed Central Time Zone

* Southeastern Conference game

+ Sanford Pentagon (Sioux Falls, S.D.)

^ Legends Classic (Brooklyn, N.Y.)

% ACC/SEC Challenge

! Holiday Hoopsgiving (Atlanta, Ga.)

\$ Rocket City Classic (Huntsville, Ala.)

MEDIA INFORMATION

TV _____ SEC Network
Play-By-Play _____ Dave Neal
Color Analyst _____ Jon Sundvold
Producer _____ Parker Leppien

Radio _____ Auburn Sports Network
Play-By-Play _____ Andy Burcham
Color Analyst _____ Sonny Smith
Local _____ WGZZ 94.3 FM
Satellite _____ SiriusXM TBA
Online _____ AuburnTigers.com || TuneIn App

Auburn SID Primary Contact _____ Marlene Navor
Cell Phone _____ 334-750-2381
E-Mail _____ mnavor@auburn.edu

GAME 31

#13/14
AUBURN (23-7, 12-5 SEC) vs. **GEORGIA** (16-14, 6-11 SEC)

Saturday, March 9, 2024 || 5:30 p.m. CT
Neville Arena (9,121) || Auburn, Ala.

TV: SEC Network || Radio: Auburn Sports Network



AUBURN

AP Poll/Coaches Poll _____ #13/#14
2022-23 Record _____ 21-13, 10-8 SEC
Head Coach _____ Bruce Pearl
Career Record (Year) _____ 658-263 (29th)
Record at Auburn (Year) _____ 196-118 (10th)
Career Record vs. Georgia _____ 22-10

GEORGIA

AP Poll/Coaches Poll _____ None
2022-23 Record _____ 16-16, 6-12 SEC
Head Coach _____ Mike White
Career Record (Year) _____ 275-158 (13th)
Record at Georgia (Year) _____ 32-30 (2nd)
Career Record vs. Auburn _____ 7-5

Series History || Auburn Leads 101-97 || Last Meeting: W, 97-76, on Feb. 24, 2024, in Athens, Ga.

» No. 13-ranked Auburn (23-7, 12-5 SEC) hosts Georgia (16-14, 6-11 SEC) in both teams' regular-season finale on Saturday at Neville Arena, prior to next week's SEC Men's Basketball Tournament on March 13-17 at Bridgestone Arena in Nashville.

» The Tigers are looking to sweep UGA for the fourth time since 2018, after defeating the Bulldogs, 97-76, on Feb. 24 in Athens. Prior to that, Auburn had not swept a home-and-home series with Georgia since 1986.

» If Auburn beats Georgia, the Tigers guarantee themselves a Top 4 seed and a double bye at the SEC Tournament. Auburn can be seeded anywhere from 2-to-6 depending on Saturday's results around the league.

» The Tigers will honor nine seniors prior to tipoff on Senior Night - Johni Broome, Dylan Cardwell, K.D. Johnson, Chris Moore, Carter Sobera, Jalen Harper as well as team managers Reegan McCue, Reagan Sparks and Chase Silvers.


» Auburn is 44-3 (.936) over the last three seasons at Neville Arena (16-0 in 2021-22, 14-2 in 2022-23 in 14-1 in 2023-24).

» Auburn turned in its fourth 100+ game of the season at Missouri (101) - the first time in 30 years to score 100 points in four different games in a single season having done it only twice before during the 1993-94 and 1991-92 seasons. It was also the fifth time AU has topped 100 points in a road conference game.

» Johni Broome, one of the top players in the country and SEC, extended his double-digit scoring streak to 21 games with 17 points and eight rebounds in the road win at Mizzou. Teammate Chad Baker-Mazara is also on a double-digit scoring streak of his own, turning in 15 points and 7 rebounds against the Tigers, for his sixth in a row.

» The Tigers shot 52.3 percent from the floor at Missouri - the fourth game in the last six games to shoot over 50 percent in league play.

PROBABLE AUBURN STARTERS



1
ADEN HOLLOWAY
G • 6-1 • 165 • Fr.
Charlotte, N.C.

PPG 7.9
RPG 1.5
APG 2.8




12
DENVER JONES
G • 6-4 • 205 • Jr.
New Market, Ala.

PPG 8.3
RPG 1.9
APG 1.4



10
CHAD BAKER-MAZARA
F/G • 6-7 • 180 • Jr.
Santo Domingo, DR

PPG 10.4
RPG 3.8
BPG 0.5



2
JAYLIN WILLIAMS
F • 6-8 • 245 • Gr.
Nahunta, Ga.

PPG 12.9
RPG 4.5
BPG 0.6



4
JOHNI BROOME
F/C • 6-10 • 240 • Jr.
Plant City, Fla.

PPG 16.4
RPG 8.5
BPG 2.3

OFF THE BENCH

No.	Pos.	Name	Ht.	Wt.	Year	PPG	RPG	Hometown
0	G	K.D. Johnson	6-0	190	Sr.	7.3	1.6	Atlanta, Ga.
3	G	Tre Donaldson	6-3	200	So.	6.7	2.4	Tallahassee, Fla.
44	C	Dylan Cardwell	6-11	255	Sr.	5.2	3.7	Augusta, Ga.
31	F	Chaney Johnson	6-7	220	Jr.	4.5	3.6	Alabaster, Ala.
5	F	Chris Moore	6-6	205	Jr.	2.1	1.6	New Market, Ala.
23	F	Addarin Scott	6-9	207	Jr.	0.5	0.4	Dallas, Texas

UNIVERSITY INFORMATION

Location _____ Auburn, Ala.
 Founded _____ 1856
 Enrollment _____ 33,015
 Nickname _____ Tigers
 Colors _____ Burnt Orange and Navy Blue
 Conference _____ Southeastern (SEC)

ADMINISTRATION

President _____ Dr. Christopher B. Roberts
 Director of Athletics _____ John Cohen
 Athletics Phone _____ 855-282-2010

COACHING STAFF

Head Coach _____ Bruce Pearl
 Alma Mater _____ Boston College '82
 Career Record _____ 658-263 (.714)
 Seasons _____ 29
 Record at Auburn _____ 196-118 (.624)
 Seasons _____ 10
 Associate Head Coach _____ Steven Pearl
 Alma Mater _____ Tennessee '10
 Assistant Coach _____ Ira Bowman
 Alma Mater _____ Penn '96
 Assistant Coach _____ Corey Williams
 Alma Mater _____ Oklahoma State '02
 Assistant Coach _____ Chad Prewett
 Alma Mater _____ Troy State '94
 Assistant Coach/Offensive Coordinator _____
 _____ Mike Burgomaster
 Alma Mater _____ Miami '16
 Athletic Trainer _____ Clark Pearson
 Alma Mater _____ Kentucky '96
 Strength & Conditioning Coach _____ Damon Davis
 Alma Mater _____ Western Illinois '03
 Director of Player Development _____ Marquis Daniels
 Alma Mater _____ Auburn '03
 Director of Scouting & Recruiting _____ Ian Borders
 Alma Mater _____ Louisville '07
 Director of Operations _____ Maddux Jeffreys
 Alma Mater _____ Auburn '20

PROGRAM HISTORY

First Year of Basketball _____ 1905-06
 All-Time Record _____ 1466-1252-1 (.539)
 All-Time SEC Record _____ 659-775 (.460)
 SEC Championships _____ 4
 _____ (1960, 1999, 2018, 2022)
 SEC Tournament Titles _____ 2 (1985, 2019)
 NCAA Tournament Appearances _____ 12
 NCAA Tournament Record _____ 19-12
 All-Americans _____ 13
 All-SEC Selections _____ 98

TEAM INFORMATION

2022-23 Record _____ 21-13
 SEC Record (Finish) _____ 10-8 (7th)
 Associated Press Final Ranking _____ N/A
 USA TODAY/Coaches Final Ranking _____ N/A
 Letterwinners Returning/Lost _____ 11/7
 Starters Returning/Lost _____ 2/3
 Newcomers _____ 5

ATHLETICS COMMUNICATIONS

Director (MBB Contact) _____ Marlene Navor
 Alma Mater _____ Washington State '00
 Cell _____ 334-750-2381
 E-Mail _____ mnavor@auburn.edu

All interviews with coaches and student-athletes to be arranged in advance with SID.

SCOUTING GEORGIA

» Eight of Georgia's 11 SEC losses have been by 10 points or less including a 6-point loss to No. 5 Tennessee in Athens, a 9-point loss at No. 8 Kentucky, a 4-point overtime loss at Florida, a 9-point loss to No. 22 Alabama in Athens, a 10-point loss to South Carolina in Athens, a 3-point loss at Arkansas, a 6-point loss to UF in Athens and a 1-point loss at LSU.

» Georgia is fresh off a 69-66 win over Ole Miss in Athens on Tuesday night. It was just the Bulldogs' second win in 11 close contests in SEC play.

» Like Auburn, UGA ranks in the Top 25 nationally in bench points per game (22nd, 28.57).

INSIDE THE SERIES

» Auburn leads 101-97 in the all-time series with Georgia. It is the longest played series in program history (will be 199 meetings in 104 seasons on Saturday). The Tigers have won 10 of the last 13 contests in the series.

» Auburn has won five of the last six games at Neville Arena in the series and leads the Bulldogs 64-25 in games played on The Plains.

LAST FIVE GAMES IN THE SERIES

Jan. 19, 2022	H	W, 83-60
Feb. 5, 2022	A	W, 74-72
Jan. 4, 2023	A	L, 64-76
Feb. 1, 2023	H	W, 94-73
Feb. 24, 2024	A	W, 97-76

LONGEST PLAYED OPPONENT SERIES

Team	Record	Games
Georgia	101-97	199
Florida	91-83	174
Alabama	66-102	168
LSU	71-87	158
Mississippi State	82-71	153

SENIOR SWAN SONG

» Graduate seniors Jaylin Williams and Lior Berman (sidelined with ACL injury), who are in their last year of eligibility, will participate in their final home game at Neville Arena on Saturday. Both were honored on Senior Day last season. Williams is the winningest player in program history (109) and one of only three fifth-year seniors in the SEC, who played all four years at the same school, next to Josiah Jordan-James and Santiago Vescovi of Tennessee.

» Dylan Cardwell, Chris Moore and Carter Sobera are all fourth-year seniors at Auburn with a COVID year of eligibility remaining, while K.D. Johnson and Johni Broome were transfers from Georgia and Morehead State respectively with one COVID year left. Jalen Harper, whose brother Jared played for the Tigers from 2017-19, has been a two-year member of the team playing in 12 career games as a reserve and scout team member.

» K.D. Johnson is one of three known seniors in NCAA Division I, who faced their former school on Senior Night, along with Jemarl Baker, Jr. of New Mexico (previously at Fresno State) and Cormac Ryan of North Carolina (previously at Notre Dame).

TIGERS FAST BREAKING

» Auburn matched its season high with 26 fast-break points against Alabama on Feb. 7, a mark the Tigers previously set against LSU on Jan. 13. Auburn is 6-0 this season when the Tigers score at least 20 fast-break points.

FROM THE SIDELINES

» Head Coach Bruce Pearl is 22-10 versus Georgia in his coaching career including 12-7 at Auburn. Pearl was 10-2 at Tennessee and 0-1 at Milwaukee against the Bulldogs. He is 11-4 lifetime when his teams plays UGA at home (6-3 at Auburn).

» Coach Pearl and Georgia Head Coach Mike White are meeting for the 13th time on opposite ends of the sidelines. Pearl is 5-7 versus White with all 11 games coming in Pearl's 10 seasons at Auburn. Pearl is 3-6 against White during his time at Florida and 2-1 while at Georgia. Pearl is 3-2 in home games versus White (1-0 at Georgia and 2-2 at Florida).

MAKE HISTORY

» With a win, Auburn would finish the regular season at 24-7. Regardless of the outcome of the game, the Tigers are going to finish with the fifth-most regular-season wins in program history. This is the sixth time in the last seven seasons, and the 10th time in program history, Auburn has won at least 20 games in the regular season.

SEASON	REGULAR-SEASON WINS
2021-22	27
1998-99	26
2019-20	25
2017-18	25
2023-24	23
2018-19	22
2008-09	21
1999-00	21
2022-23	20
1958-59	20

PLAYER TO WATCH: DENVER JONES

» Junior guard Denver Jones has scored in double figures in seven of the last 10 games including 10 points on 3-of-5 field goals and 4-of-4 from the foul line to go with four assists, one rebound and one steal at Missouri on Tuesday night. he scored 11 points on 3-of-4 field goals, including one 3-pointer, and 4-of-4 from the foul line at Tennessee on Feb. 28. In his last five games, Jones has shot 9-of-19 (47.4%) from long range.

» He is averaging 10.7 points and is shooting 44.4 percent from long range over the last 10 contests. Jones is also shooting 61-of-67 (91.0%) from the charity stripe, which would be second in the SEC in free-throw percentage if he had made enough free throws on the season to reach the qualification of 2.5 made free throws per game.

» Jones has 12 games in double figures this season including seven in SEC play. He went over 1,200 career points at Missouri and he now tabulated 1,202 career points to date.



AUBURN IN KENPOM RANKINGS

» Auburn is the SEC's second-highest ranked team at No. 6 in the KenPom Rankings behind Tennessee (No. 5) and ahead of Alabama (No. 9). The Tigers are currently rated fifth in adjusted defensive efficiency and 14th in adjusted offensive efficiency.

» The last 21 national championships have all finished in the Top 39 in both offensive and defensive efficiency. All of them have been in the Top 39 in offensive efficiency and the Top 22 in defensive efficiency. All but two of them have finished in the Top 20 in both categories.

SCORING OFFENSE THROUGH 30 GAMES UNDER BRUCE PEARL

2014-15: 67.9

2015-16: 71.1

2016-17: 80.0

2017-18: 84.2

2018-19: 79.9

2019-20: 77.8

***2020-21:** 77.2

2021-22: 79.2

2022-23: 72.5

2023-24: 83.2

SCORING DEFENSE THROUGH 30 GAMES UNDER BRUCE PEARL

2014-15: 72.4

2015-16: 77.5

2016-17: 79.4

2017-18: 73.2

2018-19: 68.1

2019-20: 70.6

***2020-21:** 76.4

2021-22: 66.9

2022-23: 66.7

2023-24: 68.2

*played a total of 27 games during the 2020-21 season

TIGERS IN THE SECOND HALF

» At Missouri on March 5, Auburn surpassed its second-half effort at Ole Miss from earlier in the season by scoring 57 points after halftime. Auburn shot 76.0 percent (19-of-25) from the floor, 66.7 percent (6-of-9) from 3-point range and 81.3 percent (13-of-16) from the free-throw line in the second half in Columbia, Mo.

» It was the most points the Tigers have scored in the second half of a game since scoring 58 second-half points versus Missouri on Jan. 30, 2019 in Auburn.

POINT HALF	OPPONENT	DATE	
57	2	at Missouri	March 5, 2024
56	2	at Ole Miss	Feb. 3, 2024
55	1	Alabama	Feb. 7, 2024
52	2	at Georgia	Feb. 24, 2024
52	1	vs. Indiana	Dec. 9, 2023
52	2	vs. Indiana	Dec. 9, 2023
52	2	Chattanooga	Dec. 30, 2023
51	2	South Carolina	Feb. 14, 2024
51	1	Penn	Jan. 2, 2024
51	1	LSU	Jan. 13, 2024
50	1	South Carolina	Feb. 14, 2024

MOST WINS IN PROGRAM HISTORY

» With its 101-74 road win at Missouri on Tuesday, Auburn recorded its eighth season with at least 23 wins in the program's 118-year history including the Tigers' fifth 23-win season in the last seven seasons under head coach Bruce Pearl.

Season	Wins
2018-19	30
1998-99	29
2021-22	26
2017-18	26
2019-20	25
2008-09	24
1999-00	24
2023-24	23
2002-03	22
1985-86	22
1984-85	22
2022-23	21
1983-84	20
1958-59	20
1927-28	20

BEST STARTS IN PROGRAM HISTORY

» With a 22-7 overall record, Auburn has the fifth-best record in program history through 29 games. It marks the fourth time in the last seven seasons Auburn has won at least 22 of the first 29 games in a season. Regardless of the outcome of Tuesday's game at Missouri, the Tigers will have the fifth-best 30-game start all-time.

BEST 29-GAME STARTS

Season	Start
1998-99	27-2
2021-22	25-4
2019-20	24-5
2017-18	24-5
2023-24	22-7

BEST 30-GAME STARTS

Season	Start
1998-99	27-3
2021-22	26-4
2019-20	24-6
2017-18	24-6

BENCH PRODUCTION

» Auburn is fifth in the country averaging 34.21 bench points per game for the season, which is 41.4 percent of the Tigers' total points. Auburn's bench has outscored its opponent's bench in all but one game this season including the last 22 contests. The Tigers are 22-6 when outscoring their opponent in bench points.

» AU has outscored an opponent by at least 20 bench points 10 times this season including six times in SEC play. The Tigers, who scored a season-best 51 bench points against UNC Asheville, have scored at least 40 bench points in a game eight times this season including three times in SEC play.

» The Tigers' previous season high was 49 bench points against Alabama A&M. In its first 16 SEC games, Auburn has outscored its opponents in bench points, 503-235, including 49 bench points against LSU and 46 bench points at Arkansas. On Feb. 14, Auburn outscored South Carolina 39-1 in bench points.

» At least 11 Tigers have scored in a game seven times this season including four straight games from Dec. 13-30 against UNC Asheville, USC, Alabama State and Chattanooga as well as against South Carolina on Feb. 14 and Alabama A&M on Nov. 21 and against Ole Miss, when 12 players scored for Auburn for the first time since the Chattanooga game on Dec. 30. Ten different players have scored in double figures at least once for Auburn this season.

GEORGIA PIPELINE

» The state of Georgia is fertile recruiting ground for Coach Pearl and Auburn as four current Tigers hail from the Peach State including Jaylin Williams (Nahunta), K.D. Johnson (Atlanta), Dylan Cardwell (Augusta) and Jalen Harper (Mableton).

» Five of Auburn's six recent NBA Draft picks under Pearl, including four first rounders, were Peach State products – Chuma Okeke (Atlanta), Isaac Okoro (Atlanta), Sharife Cooper (Powder Springs), Jabari Smith (Fayetteville) and Walker Kessler (Newnan).

» Other Auburn standouts, such as Jared Harper, Bryce Brown, Anfernee McLemore, T.J. Dunans and Zep Jasper, call Georgia home.

Player – National Prospect Ranking out of High School (Recruiting Class)	Overall Pick (round) – Team (Year)
Chuma Okeke – 60 (2017)	16 (1) – Orlando (2019)
Isaac Okoro – 37 (2019)	5 (1) – Cleveland (2020)
Sharife Cooper – 27 (2020)	48 (2) – Atlanta (2021)
Jabari Smith – 7 (2021)	3 (1) – Houston (2022)
Walker Kessler – 28 (2020)	22 (1) – Memphis (2022)

*Recruiting rankings from 247Sports Composite

SELLING OUT NEVILLE ARENA

» Auburn is one of only 16 NCAA Division I teams at or above 100 percent capacity crowds for the season next to UConn, Dayton, Duke, FAU, Gonzaga, Grand Canyon, Houston, Kansas, Michigan State, Penn State, Purdue, Rutgers, St. John's, Villanova and Xavier.

» A ticket to Neville Arena is a hard one to come by as season tickets have been sold out every year under Bruce Pearl.

» The Tigers have sold out the last 54-consecutive games at Neville Arena.

TOUGHEST HOME COURTS IN THE SEC

» Auburn's Neville Arena has been a rare place where league foes have won along with Kentucky's Rupp Arena, Arkansas' Bud Walton Arena and Tennessee's Thompson-Boling Arena.

» Only 28 SEC teams have come into Neville Arena and left with a win over the last nine-plus seasons since 2014-15. Texas A&M and Ole Miss have been the most successful having won five times each.

SEC vs. Kentucky at Rupp Arena – 13-76 (.146)

SEC vs. Tennessee at Thompson-Boling Arena – 25-63 (.284)

SEC vs. Arkansas at Bud Walton Arena – 27-63 (.300)

SEC vs. Auburn at Neville Arena – 29-59 (.330)

K.D. BRINGING THE ENERGY OFF THE BENCH

» K.D. Johnson has scored in double figures eight times this season including 10 points (5-of-5 from the foul line) at No. 4 Tennessee. It was Johnson's first game in double figures since he scored in double figures twice in a three-game span on Feb. 10 through Feb. 14.

» He is shooting a career-best 79.7 percent from the free-throw line this season. His previous high mark was 72.1 percent in the 2021-22 season. He has recorded a team-best 37 steals on the season and has registered a steal in 22-of-30 games (10 multi-steal games) including seven of the last 16 contests.

MOST LOPSIDED WINS OVER TWO SEC OPPONENTS

» Two of Auburn's nine SEC wins this season have been the Tigers' largest margin of victory over that opponent all-time. Auburn's 32-point win at Arkansas (83-51) to open SEC play is the Tigers' largest victory over the Razorbacks in the 60-game series history between the two teams and is also Arkansas' largest loss ever in Bud Walton Arena.

» Prior to this season, Auburn's largest win over Arkansas was a 101-76 win on Jan. 6, 1996, in Beard-Eaves Memorial Coliseum. The Tigers knocked off No. 11 South Carolina, 101-61, at Neville Arena. Not only was the 40-point win the largest by either team in the 50-game series history between the Tigers and Gamecocks, it was Auburn's largest victory over an AP Top 25 opponent all-time, topping the Tigers' 97-66 victory over No. 8 Mississippi State on Jan. 3, 1959.

SEASONS WITH DOUBLE-DIGIT SEC WINS

» Auburn's 101-74 victory at Missouri on Tuesday was the Tigers' 12th SEC win of the season. It was the 12th time since the beginning of the SEC in 1933 the Tigers have won 12 SEC games in a season including the fourth time in the last seven seasons.

» Auburn's four seasons with 12 SEC wins since 2018 are tied with Kentucky and Tennessee for the most in the league.

» With a win over Georgia, Auburn will reach 13 SEC wins for the third time in the last seven seasons. Tennessee leads the SEC with four seasons of at least 13 league wins over that time, while Kentucky can get its fourth season with 13 SEC wins over the same period with a win at Tennessee Saturday and Arkansas is currently tied with Auburn with two seasons with 13-plus SEC wins since 2018.

Season	SEC Wins
2021-22	15
1998-99	14
2017-18	13
1985-86	13
2023-24	12
2019-20	12
1983-84	12
1974-75	12
1966-67	12
1959-60	12
1958-59	12
1949-50	12
2018-19	11
1987-88	11
1975-76	11
1969-70	11
1964-65	11
1961-62	11
1957-58	11
2022-23	10
2008-09	10
1968-69	10
1962-63	10

TEAM	12-WIN SEASONS	TEAM	13-WIN SEASONS (since 2018)
Tennessee	4	Tennessee	4
Auburn	4	*Kentucky	3
Kentucky	4	*Auburn	2
Alabama	2	Arkansas	2
LSU	2	*Alabama	1
Arkansas	2	LSU	1
South Carolina	1		

*Alabama, Auburn, Kentucky and South Carolina can reach 13 SEC wins with a victory Saturday.

MOST 20-POINT WINS IN THE SEC THIS SEASON

» Auburn's 97-76 victory at Georgia was the Tigers' 12th win by at least 20 points this season, which is the most in the SEC.

» The Tigers have won five SEC games by 20+ points including three of the Tigers' last five home games when they knocked off No. 22 Ole Miss, 82-59, on Jan. 20, Vanderbilt, 81-54, on Jan. 31 and 11th-ranked South Carolina, 101-81, on Feb. 14, which is one behind Tennessee for the most in the league.

» Auburn also picked up an 18-point win over No. 16 Alabama, 99-81, on Feb. 7 at home during this stretch.

» The Tigers' 12 20-point wins this season are the second-most in a single season in program history behind Auburn's 14 20-point wins during its 1998-99 SEC championship campaign. All 21 of AU's victories this season have been by double digits, which is also second in program history, behind the 1998-99 squad, who had 26 double-digit wins.

Team	20-Point Wins	20-Point SEC Wins
Auburn	13	6
Alabama	11	4
Tennessee	10	6
Florida	7	1
Kentucky	8	2
Mississippi State	5	1
LSU	4	1
South Carolina	4	0
Texas A&M	4	0
Missouri	3	0
Ole Miss	3	1
Arkansas	1	0
Georgia	1	0
Vanderbilt	0	0

NO GO FROM 3

» Auburn is second in the SEC in three-point field goal percentage defense, allowing opponents to shoot only 30.5 percent from behind the arc this season. In SEC play, the Tigers are third in the league holding opponents to 31.0 percent shooting from deep, and they are second in the conference giving up 6.0 3-pointers per game in SEC play.

» Auburn has held eight of its first 16 SEC opponents, and 12 opponents overall, to under 30 percent shooting from long range. The Tigers are 19-3 when holding opponents to under 36.0 percent shooting from deep. Auburn has held opponents to just 129-of-448 (28.8%) shooting from deep in its 23 wins, an average of 5.61 3-pointers per game, compared to 53-of-138 (38.4%), an average of 7.6 3-pointers per game, in its seven losses.

» The Tigers held Notre Dame (2) and South Carolina (3) to their season-lows in 3-pointers made to date and held Kentucky (4) and Georgia (3) to season-low-tying 3-point field goal totals.

WELCOME TO THE JUNGLE

» Despite its 70-59 loss to No. 22 Kentucky on Feb. 17, Auburn still enjoys one of the best home court advantages in the country.

» The Tigers are 13-1 at home this season and are 43-3 at Neville Arena over the last three seasons. All 13 home victories this season have come by at least 11 points and Auburn has a 19.7 scoring margin when playing on its home court this year.

» The loss to the Wildcats ended Auburn's 16-game win streak at Neville Arena, which was the sixth-longest home court winning streak in program history and the longest since the Tigers won 28-straight games at Neville Arena from 2021-23.

» Auburn went just over a year without losing at home - Feb. 11, 2023, to Feb. 17, 2024. Five of Auburn's nine longest home court winning streaks all-time have come since 2017.

LONGEST HOME-COURT WINNING STREAKS IN AUBURN HISTORY

Streak	Started/Ended
36	W, Georgia Tech on 1/26/1957 to L, Mississippi State on 1/7/1961
30	W, Southern Miss on 3/11/1998 to L, #12 LSU on 3/1/2000
28	W, #25 Tennessee on 2/27/21 to L, Texas A&M on 1/25/2023
19	W, Arkansas on 2/20/2019 to L, Texas A&M on 3/4/2020
17	W, Miss State during 1926-27 season to L, Ole Miss during 1927-28 season
16	W, Missouri on 2/14/2023 to L, Kentucky on 2/17/2024
15	W, Georgia Tech on 2/27/1974 to L, Alabama on 1/10/1976
13	W, Missouri on 3/4/2017 to L, Texas A&M on 2/7/2018

RANKED TEAMS AT NEVILLE ARENA

» Auburn is 9-2 against ranked teams in Neville Arena (2010-Present). The Tigers have won eight of their last nine home meetings against ranked teams.

Date	Opponent	AU Rank/Opponent Rank	Result
11/9/18	Washington	11/25	W, 88-66
1/19/19	Kentucky	14/12	L, 80-82
2/1/20	Kentucky	17/13	W, 75-66
2/8/20	LSU	11/18	W, 91-90 (OT)
12/29/21	LSU	11/16	W, 70-55
1/22/22	Kentucky	2/12	W, 80-71
1/7/23	Arkansas	20/13	W, 72-59
1/20/24	Ole Miss	13/22	W, 82-59
2/7/24	Alabama	12/16	W, 99-81
2/14/24	South Carolina	13/11	W, 101-61
2/17/24	Kentucky	13/22	L, 59-70

DOMINATING THE PAINT

» Auburn has scored at least 40 points in the paint in 12 of the last 26 games including two games of at least 50 point points (season-high 52 points in the paint against Chattanooga). The Tigers scored 50 points in the paint against UNC Asheville, 46 points in the paint in the SEC opener at Arkansas, 44 points in the paint at Ole Miss, 42 point points against Virginia Tech, Appalachian State, USC and Ole Miss and 40 point points against Alabama, Alabama A&M and at Florida.

» For the season, Auburn is averaging 37.0 points per game in the paint (1,110 points in 30 games), which is 44.5 percent of the Tigers total points. The Tigers have outscored their opponent in the paint in 26 of 30 games this season and were even with St. Bonaventure in paint points in one of the other three games.

» Mississippi State (twice) and Kentucky are the only opponents to outscore Auburn in the paint this season. The Bulldogs outscored the Tigers 34-20 in the paint on Jan. 27 and 30-28 on March 2 and the Wildcats outscored them 36-26 in paint points on Feb. 17.

» Auburn is +274 (9.1 ppg) on points in the paint for the season including a +30 (48-18) in its SEC opener at Arkansas. The Tigers are outscoring SEC opponents by 7.3 points in the paint per game (606-482 in 17 games).

PEARL AMONG THE BEST OF THE BEST

» Bruce Pearl ranks No. 13 among active NCAA Division I coaches in career wins (658), third among active SEC men's basketball coaches. He also ranks No. 19 among active NCAA All-Division coaches in career wins (658) and No. 8 all-time among winningest SEC coaches with 341 career wins (UT and AU combined).

MOST OVERALL COLLEGIATE HEAD COACHING WINS AMONG ACTIVE SEC COACHES

Coach	School	Wins
John Calipari	Kentucky	812
Rick Barnes	Tennessee	803
Bruce Pearl	Auburn	658
Buzz Williams	Texas A&M	344
Mike White	Georgia	275

Coach	School	Wins
John Calipari	Kentucky	409
Bruce Pearl	Auburn	341
Rick Barnes	Tennessee	199
Mike White	Georgia	174
Nate Oats	Alabama	112

MOST WINS IN SEC GAMES AMONG ACTIVE SEC COACHES

Coach	School	Win
John Calipari	Kentucky	197
Bruce Pearl	Auburn	154
Rick Barnes	Tennessee	100
Mike White	Georgia	84
Nate Oats	Alabama	61

TAKING CARE OF THE ROCK

» Auburn committed nine turnovers at Georgia on Feb. 24 and just seven turnovers against South Carolina on Feb. 14. It was the third time this season the Tigers had seven turnovers in a game – versus UNC Asheville and at Arkansas.

» AU is 11-0 this season when it has committed single-digit turnovers including 5-0 in SEC play. The Tigers committed just five turnovers in their win over Alabama on Feb. 7. They tied a school-record with three turnovers against Indiana on Dec. 9. Auburn previously committed eight turnovers against Virginia Tech, USC and LSU as well as nine turnovers against Chattanooga.

» The Tigers closed out non-conference play with six turnovers against Penn.

» Auburn is sixth in the SEC averaging 10.57 turnovers per game this season and second with a +2.50 turnover margin. The Tigers have forced more turnovers than they have committed 19 times this season and have a 16-3 record in those games.

SHARING THE ROCK

» The Tigers are ninth nationally and first in the SEC with 17.70 assists per game. They are second in the SEC and 11th nationally with a 1.68 assist-to-turnover ratio. The Tigers have recorded at least 19 assists in 15 games, which is tied for the second most in the country. They have dished out at least 17 assists on 19 occasions.

» Auburn matched its season high from the Indiana game on Dec. 9 with 25 assists on 35 made field goals at Ole Miss on Feb. 3, which is the Tigers' most assists since dishing out 26 assists against Nebraska in the 2021 Holiday Hoopsgiving game, Auburn recorded 22 assists in the Tigers' win over South Carolina. Ten different Tigers recorded an assist in the win over the Gamecocks.

» Despite the loss at No. 4 Tennessee, Auburn dished out 20 assists on 27 makes from the field. It was the 10th time overall this season, and fifth in SEC play, the Tigers have registered 20 assists in a game.

» Eight players have recorded at least 30 assists on the season for Auburn with five of those already topping 50 assists for the year, and nine of the 10 Tigers averaging over 13.0 minutes per game have a positive assist-to-turnover ratio.

» Tre Donaldson leads Auburn and is 14th in the SEC with 3.27 assists per game, while Aden Holloway is averaging 2.80 assists per game.

» Holloway and Donaldson have combined for 104 assists and only 36 turnovers over the last 19 games, and the pair is averaging 6.07 assists and 2.20 turnovers per game for the season.

Teams with 19+ assists in 15+ games this season

Purdue (16)

Arizona

Auburn

BYU

Teams with 18+ assists in 18 games this season

Kansas (19)

Arizona

Auburn

Purdue

Teams with 17+ assists in 19+ games this season

Kansas (24)

Arizona (20)

Samford (20)

Auburn

Colorado State

Purdue

Teams with 16+ assists in 22+ games this season

Kansas (26)

Colorado State (23)

Auburn

DEFENSE, TIGERS, DEFENSE

» Auburn ranks second in the SEC forcing 13.07 turnovers per game and second forcing 12.65 turnovers in league play. The Tigers forced Texas A&M into 19 turnovers, which is still a season high for the Aggies and also the most they have forced in an SEC game this season.

» The Tigers forced 16 turnovers against LSU, and scored 24 points off those turnovers. Auburn scored 25 points off of 13 turnovers by South Carolina on Feb. 14, which is the second-most points scored off turnovers this season (30 vs. Virginia Tech).

» Additionally, AU forced 15 Alabama turnovers on Feb. 7, resulting in 22 points. In the first meeting between the two teams this season, Auburn scored 22 points off 17 Ole Miss turnovers.

» The Tigers previously forced 13 turnovers in their SEC opener at Arkansas and 11 at Vanderbilt. Auburn scored 15 points off 14 Alabama turnovers on Jan. 24, forced Mississippi State into 14 turnovers and forced 12 turnovers against Vanderbilt on Jan. 31.

» Auburn held Ole Miss to season-lows in points (59) and first half points (27) in Auburn.

» Auburn held Texas A&M to a season-low 22 first-half points. The Aggies' previous low was 23 points in the first half against No. 3 Houston.

» Auburn held Texas A&M without a field goal over the final 9:15 of the game as the Aggies missed their last 10 field-goal attempts.

» Auburn held Texas A&M to a 29.0 field-goal percentage on the night, which was the lowest the Tigers had held an SEC opponent to since holding Tennessee to 27.0 percent shooting in Knoxville last season until they held Vanderbilt to 26.8 percent shooting on Jan. 31. This is the lowest field-goal percentage Auburn has held an SEC opponent to since holding Georgia to 25.0 percent shooting (13-of-52) on Feb. 1, 2012.

» Auburn held Mississippi State to a season-low 21 first-half points. The Bulldogs' previous low was 26 points at Georgia Tech.

Fewest points Auburn has held an SEC opponent to under Bruce Pearl

Date	Opponent	Points
Feb. 4, 2023	Tennessee	46
Jan. 18, 2023	LSU	49
Jan. 6, 2024	Arkansas	51
Feb. 16, 2019	Vanderbilt	53
Jan. 25, 2022	Missouri	54
Jan. 9, 2024	Texas A&M	55
Dec. 29, 2021	LSU	55

Held league opponent under 60 points this season

Auburn	4
Mississippi State	3
Tennessee	3
Kentucky	2
Ole Miss	2
South Carolina	2
Texas A&M	2
Alabama	1
LSU	1

Games holding opponent to under 60 points in SEC game

2022-23	5
2023-24	4
2021-22	3
2018-19	3
2020-21	1
2019-20	1
2014-15	1
2017-18	0
2016-17	0
2015-16	0

CLEANING THE GLASS

» Auburn ranks fifth in the SEC and is tied for 62nd nationally with a +4.0 rebounding margin this season. The Tigers outrebounded Ole Miss, 42-26, on Feb. 3, which is tied as their fifth-best rebounding margin in an SEC game in Bruce Pearl's 10 seasons on The Plains.

» AU outrebounded Arkansas, 46-32, in the SEC opener and outrebounded Vanderbilt by 10.0 boards per game in two victories over the Commodores. The +14 rebounding margin against the Razorbacks is tied as the eighth-best mark in an SEC game under Pearl.

» Auburn outrebounded Alabama, 42-35, on Feb. 7, making it three-straight games the Tigers had outrebounded their opponent prior to getting outrebounded, 43-41, at Florida on Feb. 10. The Tigers are 14-1 when they have outrebounded their opponent this season.

» The Tigers rank 41st nationally with a 32.1 offensive rebounding percentage and 50th with a 52.8 total rebounding percentage, per teamrankings.com. They have a +6.0 rebounding margin in their 23 wins and a -2.3-rebounding margin in their seven losses.

AUBURN'S BEST REBOUNDING MARGINS IN AN SEC GAME UNDER BRUCE PEARL

Date	Opponent	AU Reb/Opp Reb	Reb Margin
Feb. 14, 2023	Missouri	48/26	+22
Feb. 8, 2022	Arkansas	60/42	+18
Feb. 4, 2020	Arkansas	44/27	+17
Jan. 16, 2019	Texas A&M	50/33	+17
Feb. 3, 2024	Ole Miss	42/26	+16
March 7, 2020	Tennessee	42/26	+16
Feb. 12, 2020	Alabama	60/44	+16
Jan. 6, 2024	Arkansas	46/32	+14
Feb. 1, 2020	Kentucky	42/28	+14
Jan. 27, 2018	LSU	38/24	+14

MAKING EVERY SHOT COUNT

» After shooting 14-of-26 from the free-throw line at Florida on Feb. 10, Auburn has responded by shooting 108-of-139 (77.7 percent) in the last six games. Auburn has made 535 free throws on the season, which is seventh-most in a season in program history.

» The Tigers set a school record for made free throws in a game by going 40-of-50 from the free-throw line against Alabama on Feb. 7. Auburn is fourth in the SEC with a 76.0 free-throw percentage for the season, which would rank fifth all-time at Auburn. Of the 10 players averaging over 13.0 minutes per game, seven of them are shooting at least 75.0 percent from the free-throw line.

» Auburn is fifth in the SEC shooting 77.6 percent (298-of-384) from the foul line in SEC play. The Tigers are also second in the league averaging 17.53 made free throws per game in league play. Auburn is shooting 425-of-542 (78.4%) in its 23 wins compared to 110-of-162 (67.9%) in its seven losses. That's an average of 18.5-of-23.6 in wins compared to 14.8-of-22.3 in losses.

» The Tigers have shot 49.3 percent (691-of-1401) in their 23 wins compared to 40.0 percent (169-of-423) in their seven losses. Auburn is third in the SEC with a 47.1 field-goal percentage for the season. Auburn has shot at least 50.0 percent from the floor four times in the last six games.

» Auburn shot a season-best 60.0 percent (12-of-20) from 3-point range against No. 11 South Carolina on Feb. 14, which marked its best 3-point percentage since shooting 60.0 percent (12-of-20) at Alabama last season. Last week, the Tigers turned in their second-best mark of the season at UGA by making 53.8 percent (14-of-26) of their long-range shots. Their 14 made 3-pointers versus the Bulldogs tied a season high from the Indiana game on Dec. 9.

» The Tigers recorded their ninth game of the season, including five in SEC play, with double-digit 3-pointers with a season-high-tying 14 triples at Georgia on Feb. 24. Eight of Auburn's nine games this season with double-digit 3-point field goals have come in the last 21 games including the Tigers making 10 3-pointers against Vanderbilt on Jan. 31 and 12 long-range shots at Ole Miss on Feb. 3, compared to just one such game in the first seven contests of the season. It was the first time Auburn has made double-digit 3-pointers in consecutive SEC games since making 10 3-point field goals at Mississippi State and against South Carolina in the final two regular-season games of the 2021-22 season.

» The Tigers have made at least 10 3-pointers five times in SEC play (10 vs. LSU). The Tigers have shot 194-of-516 (37.6 percent) from deep in their 22 wins and 39-of-156 (25.0 percent) in their seven losses.

Below is a statistical breakdown comparing Auburn in its 23 wins to the Tigers in their seven losses this season.

Category	Wins	Losses
Scoring Offense	87.3	69.6
Scoring Defense	65.4	77.6
Scoring Margin	+22.0	-8.0
Field-Goal Pct.	49.3	40.0
Opp. Field-Goal Pct.	37.2	43.2
3FG Pct.	37.5	25.0
Opp. 3FG Pct.	28.2	38.4
Free-Throw Pct.	78.4	67.9
Rebounding Margin	+6.0	-2.3
Assists	18.8	14.1
Turnover Margin	+3.5	-0.9
Personal Fouls	18.6	20.6

TIGERS PICK UP RARE ROAD WIN

» Auburn's 32-point victory at Arkansas tied for the second-largest margin of victory in an SEC road game in program history next to a 64-32 victory at Sewanee on Jan. 13, 1940, and only two points behind a 92-58 win at Tulane on Jan. 11, 1966. Additionally, the win tied for the seventh-largest overall road win in school history. It was the largest since an 87-52 win at Alabama A&M on Dec. 1, 2009.

» On the flip side, the 32-point loss was Arkansas' largest defeat in the 31-year history of Bud Walton Arena (449 total games, 80th win all-time in the venue's history), topping a 30-point loss to Florida in 2012. It was Auburn's largest win in the 60-game series, surpassing the Tigers' 101-76 victory in Auburn in 1996. The Tigers' previous largest victory at Bud Walton Arena was 73-51 (+22) in 2009.

LARGEST SEC ROAD WINS IN PROGRAM HISTORY

Date	Opponent	Score	Margin
Jan. 11, 1966	Tulane	92-58	34
Jan. 6 2024	Arkansas	83-51	32
Jan. 13, 1940	Sewanee	64-32	32

LARGEST ROAD WINS IN PROGRAM HISTORY

Date	Opponent	Score	Margin
Dec. 20, 1999	Puerto Rico-Mayaguez	109-52	57
Dec. 16, 1976	VCU	109-59	50
1919-20	Clemson	60-12	48
Dec. 28, 1996	Florida A&M	95-57	38
Dec. 1, 2009	Alabama A&M	87-52	35
Jan. 11, 1966	Tulane	92-58	34
Jan. 6 2024	Arkansas	83-51	32
Jan. 13, 1940	Sewanee	64-32	32
Nov. 19, 2007	Charleston Southern	89-59	30
Dec. 20, 2002	Puerto Rico-Mayaguez	94-64	30
Dec. 30, 1995	Florida A&M	84-54	30
Nov. 30, 1951	Howard	69-39	30
1919-20	West Point Athletic Club	38-8	30

THE LAW OFFICES OF CHAD BAKER-MAZARA

» Chad Baker-Mazara is fourth in the SEC shooting 87.9 percent (94-of-107) from the foul line this season including a career-best 9-of-9 from the charity stripe against Kentucky on Feb. 17. He had a string of 26-straight made free throws snapped at Tennessee on Feb. 28. Wendell Green Jr. holds the Auburn record for consecutive made free throws at 34 in 2023.

» He is currently on pace to finish fourth on Auburn's single-season free-throw percentage list.

» Baker-Mazara has scored in double figures in 12 of Auburn's 17 SEC games including nine of the last 10. During that time, he is averaging 13.2 points on 50.7 shooting from the floor, 55.2 percent from 3-point range and 89.4 percent from the free-throw line.

» CBM has led Auburn in scoring four times in SEC play after scoring 16 points at Arkansas and adding 19 points against LSU. He has 18 games in double figures on the season including 17 in the last 25 games.

AUBURN'S SINGLE-SEASON FREE-THROW PERCENTAGE LEADERS

Player	Season	FTM-FTA	Pct.
Eddie Johnson	1974-75	102-116	.879
Danjel Purifoy	2016-17	80-91	.879
Chad Baker-Mazara	2023-24	94-107	.878
Stan Pietkiewicz	1977-78	128-146	.877
KT Harrell	2013-14	134-154	.870
Jimmy Fibbe	1960-61	83-96	.865
Ian Young	2004-05	83-96	.865
Scott Pohlman	1998-99	69-80	.863
Jimmy Montgomery	1965-66	83-97	.856
Lee DeFore	1965-66	133-156	.853
Frankie Sullivan	2009-10	80-94	.851

WELCOME TO AUBURN'S BLOCK PARTY

» Auburn is the only team that has finished in the Top 25 in the country in blocked shots per game in each of the previous seven seasons. No other team has finished in the Top 25 in blocks per game in more than five seasons over that stretch.

» The Tigers, who have blocked a nation's-best 1,470 shots (5.6 bpg) since the start of the 2016-17 season, are fifth nationally averaging 6.0 blocks per game this season. Auburn has recorded five-plus blocked shots in 20 of the last 22 games, including 15-straight games before only registering two blocks at Florida on Feb. 10. The 15-game streak was the Tigers' longest such streak since blocking at least five shots in 17-straight games during the 2021-22 season.

» Auburn's 180 blocks this season are tied with the 2017-18 squad for third in the program history. Seven of the Top 8 team block totals for a season have come under Coach Pearl.

» Auburn has turned in three games this season with double-digit blocks including a season-high 12 blocked shots against Alabama on Feb. 7, which was the Tigers' most blocks in an SEC game since they blocked 14 shots against LSU and Texas A&M during the 2021-22 season.

» The Tigers currently lead the nation with a 10.4 block percentage, according to teamrankings.com.

MOST SEASONS IN TOP 25 IN BLOCKS PER GAME OVER THE LAST SEVEN SEASONS**1. Auburn - 7**

- 2T. Connecticut - 5
- 2T. Michigan State - 5
- 2T. Washington - 5
- 5T. Duke - 4
- 5T. Florida State - 4
- 5T. Kentucky - 4
- 5T. Marshall - 4
- 5T. Syracuse - 4
- 5T. USC - 4

MOST BLOCKS IN DIVISION I SINCE THE START OF 2016-17 SEASON

Team	Blocks
Auburn	1,470
Duke	1,403
UConn	1,313
Michigan State	1,307
Kentucky	1,304

Season	BPG	DI Rank
2023-24	6.0	5
2022-23	5.1	12
2021-22	8.0	1
2020-21	6.0	1
2019-20	4.9	21
2018-19	4.8	22

SEC TEAMS ROAD RECORDS FROM 2017-18 TO 2023-24

» Auburn is 36-39 overall on the road since the beginning of the 2017-18 season, which is third-best in the SEC. The Tigers' 30-33 record in SEC road games over that span is tied for third-best in the league. Auburn joins Alabama, Kentucky and Tennessee to have a winning SEC road record at least three times in the last seven seasons.

OVERALL ROAD RECORD

Team	2017-18	2018-19	2019-20	2020-21	2021-22	2022-23	2023-24	Total
Auburn	7-4	4-6	5-5	3-8	8-3	4-8	5-5	36-39
Alabama	2-8	4-8	4-8	7-3	3-7	9-3	5-5	34-42
Arkansas	3-7	5-8	4-8	5-4	5-4	2-8	2-6	26-45
Florida	5-4	5-6	4-7	5-5	4-7	4-7	3-6	30-42
Georgia	4-9	2-9	2-9	2-6	0-10	1-10	4-5	15-58
Kentucky	4-6	8-2	8-2	4-6	6-5	6-4	6-3	42-28
LSU	3-8	9-1	5-6	4-6	2-8	0-9	3-7	26-44
Miss. State	4-8	5-5	4-7	5-4	1-10	4-6	2-8	25-48
Missouri	5-6	2-8	2-10	6-4	2-10	5-5	2-9	24-52
Ole Miss	1-10	6-5	1-10	5-6	2-7	2-9	4-7	21-54
South Carolina	4-8	4-8	6-6	2-7	4-7	4-8	7-3	31-47
Tennessee	8-4	7-3	4-7	4-4	6-5	4-6	8-3	41-32
Texas A&M	4-7	4-7	5-4	2-4	5-5	7-4	5-6	32-37
Vanderbilt	1-10	1-11	1-9	2-8	5-8	5-6	1-9	16-61

SEC ROAD RECORD

Team	2017-18	2018-19	2019-20	2020-21	2021-22	2022-23	2023-24	Total
Auburn	5-4	4-5	4-5	3-6	6-3	3-6	5-4	30-33
Alabama	2-7	3-6	3-6	7-2	3-6	7-2	5-4	30-33
Arkansas	3-6	3-6	2-7	5-3	5-4	2-7	2-6	22-39
Florida	5-4	5-4	4-5	4-4	4-5	3-6	3-5	28-33
Georgia	2-7	1-8	1-8	2-6	0-9	1-8	3-5	10-51
Kentucky	3-6	7-2	7-2	4-5	5-4	6-3	5-3	37-25
LSU	2-7	9-0	4-5	4-5	2-7	0-9	3-6	23-39
Miss. State	2-7	4-5	3-6	5-4	1-8	3-6	2-7	20-43
Missouri	4-5	2-7	1-8	5-4	2-7	4-5	0-8	18-44
Ole Miss	1-8	5-4	1-8	4-5	2-7	2-7	2-7	17-46
South Carolina	2-7	4-5	3-6	2-6	4-5	3-6	6-2	24-37
Tennessee	5-4	6-3	4-5	4-4	5-4	4-5	7-2	35-27
Texas A&M	3-6	3-6	5-4	1-4	4-5	6-3	3-5	25-33

HOLD THE WHISTLE

» Auburn was called for no more than 15 fouls in five-straight games from Dec. 22-Jan. 9. In 15 games since then, Auburn has been whistled for an average of 20.1 fouls. The Tigers' six lowest foul totals of the season had all come in the eight games prior to travelling to Vanderbilt, during which they were whistled for 15.4 fouls per game, including a season-low 11 fouls in their win over Penn.

» The Tigers set a new season low in fouls committed with 16 fouls against UNC Asheville and then bested that with just 13 fouls against Alabama State and fell just one foul shy of matching that against Chattanooga prior to setting a new season low against Penn. In 17 SEC games, the Tigers have been called for an average of 19.5 fouls, including 18.8 in their five conference losses. Auburn has been called for 18.6 fouls in its 23 wins compared to 20.6 fouls in its seven losses.

AUBURN vs. THE TOP 25

» Auburn is 80-226 against AP Top 25 teams all-time including 21-30 against ranked opponents under Bruce Pearl, including 15-7 at Neville Arena. The Tigers have won 17 of their last 31 games against Top 25 opponents. Auburn is 14-3 in their last 17 games against ranked opponents at Neville Arena.

» The Tigers are 3-1 against ranked opponents at home this season including a 101-61 victory over No. 11-ranked South Carolina on Feb. 14, which marked Auburn's largest margin of victory over a ranked opponent in program history. It surpassed the ninth-ranked Tigers' 97-66 victory over No. 8 Mississippi State on Jan. 3, 1959, in Auburn, Ala. The 101 points were the fourth-most against a ranked opponent in program history.

FRESHMAN PHENOM

» Freshman Aden Holloway scored an SEC career-high 15 points on 5-of-8 shooting from long range and dished out three assists in his first start since Jan. 24 at Georgia. Seven of his nine games in double figures this season have been against power conference opponents. Auburn is 8-1 this season when Holloway scores in double figures including eight-straight victories since the Tigers' season-opening loss to Baylor.

» Holloway scored a career-high 24-points against Indiana as he made 5-of-8 from 3-point range against the Hoosiers. He led Auburn with 19 points and six assists in 26 minutes against No. 20 Baylor in his collegiate debut and then scored 11 points and dished out three assists in Auburn's win over Southeastern Louisiana.

» He has made a 3-pointer in 22-of-30 games this season including a streak of 11-straight contests, which ended at Alabama on Jan. 24. Auburn is 19-3 when Holloway makes a 3-pointer. Over his last 26 games, he has totaled 67 assists and just 18 turnovers for a 3.72 assist-to-turnover ratio, and has more assists than turnovers in all but six games this season. Holloway had an even assist-to-turnover ratio in five other contests.

» Holloway has nine double-figure scoring games and five games with four-plus 3-pointers this season.

» Against Baylor, he was one point shy of becoming the fourth freshman in program history to score 20 points in a debut. His total of 19 points is tied for fifth among all Division I freshmen in a season opener this season.



Freshman Starters Under Bruce Pearl

Player	Season	Starts
Jabari Smith	2021-22	34
Mustapha Heron	2016-17	32
Jared Harper	2016-17	30
Isaac Okoro	2019-20	28
JT Thor	2020-21	27
Danjel Purifoy	2016-17	25
Austin Wiley	2016-17	22
Aden Holloway	2023-24	21
Horace Spencer	2015-16	18
Sharife Cooper	2020-21	12
Bryce Brown	2015-16	11
Justin Powell	2020-21	7
TJ Lang	2014-15	6
Allen Flanigan	2019-20	3
Anfernee McLemore	2016-17	1

Freshman Starts By Season Under Pearl

Season	Starts
2014-15	6
2015-16	29
2016-17	110
2017-18	0
2018-19	0
2019-20	31
2020-21	46
2021-22	34
2022-23	0
2023-24	21

Most 3-pointers made by a freshman in Auburn History

Player	Season	3PT FGM
1. Jabari Smith	2021-22	79
2. Bryce Brown	2015-16	78
3. Ronnie Battle	1989-90	64
4. Toney Douglas	2004-05	62
5. Danjel Purifoy	2016-17	59
6. Daymeon Fishback	1996-97	57
7. Jared Harper	2016-17	54
8. Scott Pohlman	1997-98	53
9. Aden Holloway	2023-24	50
10. Mustapha Heron	2016-17	44

WILLIAMS WINNINGEST PLAYER IN PROGRAM HISTORY

» After graduating with a bachelor's degree in kinesiology in May, Jaylin Williams chose to come back for his fifth and final year on The Plains. Last season, he was the team's second-leading scorer (13.0 ppg) and second-leading rebounder (5.0 rpg) in 2022-23.

» With the Tigers' win over Southeastern Louisiana on Nov. 10 at Neville Arena, Williams became the winningest player in program history with 88 career (and now 109) victories to date. He was previously tied with former Tigers Allen Flanagan (2019-23), Anfernee McLemore (2016-20) and Scott Pohlman (1997-2001).

» Entering the season with 107 career games played, he needed to appear in 20 games this season to crack Auburn's career games played list. He surpassed Frankie Sullivan's school record of 134 games played from 2009-13 with his 135th game played against Mississippi State on March 2.

ALL-TIME WINNINGEST AUBURN PLAYERS (minimum 90 career games played)

1. Jaylin Williams (2019-Present)	109
2T. Allen Flanagan (2019-23)	87
2T. Anfernee McLemore (2016-20)	87
2T. Scott Pohlman (1997-01)	87
5T. Doc Robinson (1996-00)	85
5T. Daymeon Fishback (1996-00)	85
5T. Mamadou N'Diaye (1996-00)	85
8. Mack McGadney (1998-02)	83
9. Chuck Person (1982-86)	79
10. Marquis Daniels (1999-03)	76

DOMINATING NON-CONFERENCE FOES

» Auburn owns an 95-25 (.792) winning record in regular-season games against non-conference opponents under Coach Pearl. The Tigers lead the SEC, with a .853 winning percentage (81-14 record) in regular-season non-conference games over the last seven-plus seasons.

Team	2016-17	2017-18	2018-19	2019-20	2020-21	2021-22	2022-23	2023-24	Total
Auburn	6-2	12-1	11-2	13-0	6-3	12-1	10-3	11-2	81-14 (.853)
Arkansas	11-2	11-2	9-4	12-1	12-3	11-2	11-2	9-4	86-20 (.811)
Miss. State	9-3	12-1	12-1	9-4	10-5	9-4	12-1	11-2	84-21 (.800)
Tennessee	8-5	10-2	12-1	8-5	8-2	9-3	11-2	10-3	76-23 (.768)
LSU	8-4	9-3	10-3	9-4	8-4	12-1	11-2	8-5	75-26 (.743)
Kentucky	10-3	11-2	11-2	10-3	1-7	11-2	9-4	10-3	73-26 (.737)
Georgia	9-4	9-3	9-4	10-3	7-1	5-8	10-3	10-3	69-29 (.704)
Ole Miss	9-4	7-6	10-3	9-4	6-4	9-4	8-5	13-0	71-30 (.703)
Texas A&M	8-4	11-2	7-5	6-6	6-2	11-2	8-5	9-4	66-30 (.688)
Florida	10-3	9-4	8-5	8-5	6-3	10-3	7-6	10-3	68-32 (.680)
Alabama	7-5	9-4	9-4	8-5	10-5	10-3	10-3	8-5	71-34 (.676)
Missouri	5-7	10-3	9-3	8-5	8-2	6-7	12-1	8-5	66-33 (.667)
South Carolina	10-3	9-4	5-8	8-5	2-3	9-3	7-6	12-1	62-33 (.653)
Vanderbilt	7-6	6-7	9-4	8-5	6-3	8-4	7-6	4-8	56-43 (.566)

Year-by-Year Regular-Season Record vs. Non-Conference Opponents Under Bruce Pearl

2014-15	8-5
2015-16	6-6
2016-17	6-2
2017-18	12-1
2018-19	11-2
2019-20	13-0
2020-21	6-3
2021-22	12-1
2022-23	10-3
2023-24	11-2
Totals	95-25 (.792)

FIVE 1,000-CAREER POINT SCORERS

» Auburn is amongst elite company with five 1,000 point scorers on its roster this season. The NCAA compiles a comprehensive list of teams who have multiple 1,000-point scorers on the roster including those who played at any NCAA institution (Division I, II and III) or at the junior college level.

» St. John's (N.Y.) currently boasts six 1,000 point scorers on its roster, while TCU and Auburn are tied for second most in the country with 5.

» K.D. Johnson (Georgia-Auburn combined) and Jaylin Williams both entered the 1,000 Career Point Club against Alabama State on Dec. 22 and have tabulated 1,144 and 1,257 career points to date. Johni Broome (1,942), Chaney Johnson (1,330) and Denver Jones (1,202) reached that same milestone in their combined Morehead State-Auburn, UAH-Auburn and FIU-Auburn careers respectively.

» Williams became the 39th player in program history to gain entrance into the 1,000-Career Point Club – the first in five years since Bryce Brown (8th, 1,673) and Jared Harper (13th, 1,227) did so during their senior campaigns that ended in the 2019 national semifinals. He is currently tied for 22nd on the school's all-time career scoring list.

2024 SIGNING CLASS

The Tigers signed two top recruits in the early signing period – five-star Tahaad Pettiford and Jahki Howard.

Rated the No. 2 point guard and No. 21 overall player in the Class of 2024 by 247 Sports, Pettiford played AAU basketball for New Heights Lightning on the EYBL circuit, shooting 33.5 percent from the 3-point line and averaging 13.3 points per game. He burst onto the scene over the summer as one of the best scoring guards in the country.

One of the most athletic players in his class, Howard is a four-star recruit rated No. 85 overall and No. 20 at his position by 247 Sports. Known as the best dunker in high school basketball going viral on social media, he is currently averaging 15.9 points, 5.3 rebounds, 1.4 assists, 1.9 steals and 0.5 blocks per game in the preseason for Overtime Elite.

Tahaad Pettiford, G, 5-10, 175, Jersey City, N.J. (Hudson Catholic Regional High School)

"Tahaad is a very unique player. He is a gifted scorer with an unlimited range. Instant offense. He has tremendous speed, quickness and athletic jumping ability. Tahaad is a very tough cover and uses that athleticism to be a pest defensively. (Assistant Coach) Ira Bowman did a tremendous job of identifying Tahaad very early on in the recruiting process and developed a close, trusting relationship. Tahaad will have a Pied Piper effect on our program. Guys will want to play with him." – Head Coach Bruce Pearl

Jahki Howard, F, 6-6, 185, Boston, Mass. (Overtime Elite)

"Jahki is one of the most underrated prospects in the 2024 class. We've been watching and recruiting him since his freshman year – seeing so much growth, maturity and commitment to becoming great. His basketball IQ, his athleticism and his motor make him a great fit for our program." – Head Coach Bruce Pearl

ON BOARD

» Junior transfer Chaney Johnson pulled down 11 rebounds off the bench against Southeastern Louisiana on Nov. 10. He is the ninth player in Bruce Pearl's 10 seasons at Auburn to grab at least 11 boards in a game as a reserve and the first since Jaylin Williams had 11 rebounds versus Texas A&M on Feb. 12, 2022. For the season, Johnson is tied for fourth on the team averaging 3.6 boards per game.

Date	Player	Opponent	Rebounds
Nov. 14, 2018	Horace Spencer	Mississippi College	17
Nov. 29, 2017	Anfernee McLemore	Dayton	13
Dec. 22, 2015	Cinmeon Bowers	New Mexico	12
Feb. 27, 2016	Tyler Harris	Alabama	12
Nov. 26, 2020	Jaylin Williams	Saint Joesph's	11
March 5, 2016	Cinmeon Bowers	Mississippi State	11
Jan. 31, 2017	Anfernee McLemore	Tennessee	11
Feb. 12, 2022	Jaylin Williams	Texas A&M	11
Nov. 10, 2023	Chaney Johnson	Southeastern Louisiana	11

NOT NEW KIDS ON THE BLOCK

» Johni Broome, who has blocked a shot in 24 of the last 25 games including the last 14 games and a 10-game stretch from Nov. 29-Jan. 9, has 19 multi-block games during that time. He is second in the SEC averaging 2.30 blocks per game this season. Broome blocked a season-high five shots in the Tigers' first meeting with Alabama, including the 300th block of his career, and then he matched that with five blocks against Vanderbilt on Jan. 31 and Alabama on Feb. 7. He has multiple blocks in 10 of the last 12 games. His 334 career blocks are second among all NCAA Division I players, only trailing the 348 career blocks of Jamarion Sharp of Ole Miss.

» Dylan Cardwell is fifth in the SEC with 1.43 blocks per game. In SEC games, Broome is second in the league with 2.53 blocks and Cardwell is sixth with 1.59 blocked shots per game. Broome is seventh on Auburn's career blocked shot list with 147 career blocks and Cardwell is tied with Charles Barkley for eighth with 145 career blocks.

» Auburn is the only team with two of the Top 6 shot blockers in the SEC. Cardwell has tied his career high with five blocks twice this season, against Baylor and LSU, which is tied with Broome's five blocks in both games against Alabama and against Vanderbilt for the most blocks by an Auburn player this season. Cardwell blocked four shots against South Carolina on Feb. 14, his 11th multi-block game this season. Cardwell previously set his career high against South Florida and George Mason in 2022.

ELITE IN THE SEC

» Auburn is second in the SEC with a .722 winning percentage and 166 victories over the last six-plus seasons, two wins behind Tennessee for the top spot in the league. The Tigers have also won the second-most SEC Championship titles (3) and second-most NCAA Tournament games (7) in that span behind Alabama's four titles and Arkansas' eight NCAA Tournament victories.

Team	2017-18	2018-19	2019-20	2020-21	2021-22	2022-23	2023-24	Total
Tennessee	26-9	31-6	17-14	18-9	27-8	25-11	24-6	168-63
Auburn	26-8	30-10	25-6	13-14	28-6	21-13	23-7	166-64
Kentucky	26-11	30-7	25-6	9-16	28-8	22-12	22-8	162-68
Arkansas	23-12	18-16	20-12	25-7	28-9	22-14	15-15	151-85
Alabama	20-16	18-16	16-15	26-7	19-14	31-6	20-10	150-84
Mississippi State	25-12	23-11	20-11	18-15	18-16	21-13	19-11	144-89
LSU	18-15	28-7	21-10	19-10	22-12	14-19	16-14	138-87
Florida	21-13	20-16	19-12	15-10	20-14	16-17	21-9	132-91
Texas A&M	22-13	14-18	16-14	8-10	27-13	25-10	17-13	129-91
Missouri	20-13	15-17	15-16	16-10	12-21	25-10	8-22	111-109
South Carolina	17-16	16-16	18-13	6-15	19-13	11-21	24-6	111-100
Ole Miss	12-20	20-13	15-17	16-12	13-19	12-21	20-10	108-112
Georgia	18-15	11-21	16-16	14-12	6-26	16-16	16-14	97-120
Vanderbilt	12-20	9-23	11-21	9-16	19-17	22-15	8-22	90-134

PEARL MOVING UP IN CAREER COACHING WINS AT AUBURN

» Auburn's win over UNC Asheville in Huntsville on Dec. 13 was Bruce Pearl's 900th career game overall and 180th victory at Auburn. After the Tigers beat LSU on Jan. 13, he moved into second on Auburn's all-time career coaching wins list ahead of former head coach Cliff Ellis, who went 186-125 from 1994-95 to 2003-04.

» Pearl is in his 10th season as Auburn's head coach with a 196-118 record on The Plains. In the team's season opener, he surpassed Sonny Smith, who led Auburn to a 173-154 mark in 11 seasons from 1978-89, for third all-time in program history. Joel Eaves leads the way with 213 wins from 1949-63.

COACH	SEASONS	YEARS	RECORD
1. Joel Eaves	14	1949-50 to 1962-63	213-100
2. Bruce Pearl	10	2014-15 to Present	196-118
3. Cliff Ellis	10	1994-95 to 2003-04	186-125
4. Sonny Smith	11	1978-79 to 1988-89	173-154
5. Bill Lynn	10	1963-64 to 1972-73	130-124

RETURNING PRODUCTION

» Auburn returns 58.1 percent of its minutes, 60.2 percent of its scoring and 61.3 percent of its rebounding from last season. The Tigers return five of their Top 7 scorers – three of the five players, who averaged 20 minutes per game, and three of five players, who recorded at least 100 rebounds last season.

MR. DOUBLE-DOUBLE

» Junior big man Johni Broome recorded his SEC-leading 11th double-double of the season, and fifth in SEC play, with 16 points and 13 rebounds at Georgia on Feb. 24. It was the third time this season he has recorded consecutive double-doubles after posting 14 points and 11 rebounds against Kentucky on Feb. 17. His 11 double-doubles this season are one more than he had all of last season, giving him 21 in his two-year Auburn career.

» Broome has a total of 57 career double-doubles (including his time at Morehead State), which is sixth nationally among active NCAA Division I players. He is currently on a 21-game double-digit scoring streak.

» The National Player of the Year candidate is second in the SEC averaging 8.53 rebounds per game and is 10th in scoring at 16.37 points per game. He is the only SEC player averaging at least 16.0 points and 8.0 rebounds per game and the only player ranked in the Top 10 in both the scoring and rebounding columns.

JOHNI BROOME'S CAREER DOUBLE-DOUBLES BY SEASON

2020-21: 13*

2021-22: 23*

2022-23: 10

2023-24: 11

*at Morehead State

ACTIVE NCAA DIVISION I CAREER DOUBLE-DOUBLE LEADERS

Player	School	Double-Doubles	Games Played
Armando Bacot	North Carolina	82	162
Enrique Freeman	Akron	69	127
Norchad Omier	Miami (Fla.)	66	118
Fardaws Aimaq	California	63	124
Zach Edey	Purdue	60	129
Johni Broome	Auburn	57	127

30-point games in the SEC this season

Date	Player	School	Points	Opponent
2/24	Khalif Battle	Arkansas	42	Missouri
1/16	Wade Taylor IV	Texas A&M	41	Arkansas
2/28	Dalton Knecht	Tennessee	39	Auburn
1/16	Dalton Knecht	Tennessee	39	Florida
11/29	Dalton Knecht	Tennessee	37	North Carolina
1/20	Tamar Bates	Missouri	36	Florida
1/13	Dalton Knecht	Tennessee	36	Georgia
2/3	Rob Dillingham	Kentucky	35	Tennessee
1/27	RJ Melendez	Georgia	35	Florida
1/16	Tramon Mark	Arkansas	35	Texas A&M
12/9	Mark Sears	Alabama	35	Purdue
11/24	Wade Taylor IV	Texas A&M	35	Florida Atlantic
1/20	Jabri Abdur-Rahim	Georgia	34	Kentucky
11/24	Tramon Mark	Arkansas	34	North Carolina
12/16	Wade Taylor IV	Texas A&M	34	Houston
2/24	Sean East II	Missouri	33	Arkansas
12/16	Jordan Wright	LSU	33	Texas
12/30	Keyon Menifield	Arkansas	32	UNCW
2/10	Collin Murray-Boyles	South Carolina	31	Vanderbilt
1/30	Dalton Knecht	Tennessee	31	South Carolina
1/13	Wade Taylor IV	Texas A&M	31	Kentucky
1/9	Mark Sears	Alabama	31	South Carolina
1/27	Wade Taylor IV	Texas A&M	30	Ole Miss
12/21	Antonio Reeves	Kentucky	30	Louisville
11/29	Johni Broome	Auburn	30	Virginia Tech

30-point/10-rebound/3-block games in NCAA Division I this season

Date	Player	School	Points/Rebounds/Blocks	Opponent
1/11	Saint Thomas	Northern Colorado	37/14/3	Montana
2/2	Greg Gordon	Iona	35/12/3	Fairfield
12/1	Zach Edey	Purdue	35/14/3	Northwestern
11/10	Isaiah Cozart	Eastern Kentucky	33/14/4	Wilberforce
2/10	Victor Iwuakor	Southern Miss	31/13/3	Western Michigan
2/8	Max Brooks	UMass-Lowell	31/19/3	UMBC
1/24	Carlton Linguard	UTSA	31/10/3	Tulane
1/16	PJ Hall	Clemson	31/17/3	Georgia Tech
11/6	Quinten Post	Boston College	31/11/4	Fairfield
11/14	Great Osobor	Utah State	31/10/3	Southern Utah
11/29	Johni Broome	Auburn	30/13/3	Virginia Tech
12/9	Tymu Chenery	Binghamton	31/12/4	Le Moyne
12/19	Jalyn McCreary	Mercer	30/12/3	Queens (N.C.)
1/13	Zach Edey	Purdue	30/20/3	Penn State
1/20	Zach Edey	Purdue	30/18/4	Iowa

AUBURN CAREER RECORDS LIST

POINTS

20.	Doc Robinson (1996-00)	1,332
21.	Stan Pietkiewicz (1974-78)	1,265
22.	Jaylin Williams (2019-Present)	1,257
23.	Frank Tolbert (2004-08)	1,242
23.	Darrell Lockhart (1979-83)	1,236
25.	Wes Flanigan (1993-97)	1,228
26T.	KT Harrell (2013-15)	1,190
26T.	Chris Denson (2010-14)	1,190
28.	Charles Barkley (1981-84)	1,183
29.	Korvotney Barber (2005-09)	1,151
30.	Lance Weems (1992-96)	1,105
31.	Bryant Smith (1995-99)	1,087
32.	Bubba Price (1976-80)	1,075
33.	Derrick Dennison (1986-90)	1,070
34.	Pat Burke (1993-97)	1,064
35.	Marco Killingsworth (2001-04)	1,041
36.	Franklin Williams (1994-98)	1,027
37.	Bill Alexander (1967-70)	1,026
38.	Mustapha Heron (2016-18)	1,011
39.	Earl Banks (1977-81)	1,004
--	Johni Broome (2022-Present)	958
--	K.D. Johnson (2021-Present)	928

Note: Players' stats during Auburn career only.

BLOCKS

1.	Kyle Davis (2000-04)	360
2.	Mamadou N'diaye (1996-2000)	241
3.	Anfernee McLemore (2016-20)	187
4.	Horace Spencer (2015-19)	170
5.	Walker Kessler (2021-22)	155
5T.	Korvotney Barber (2005-09)	155
7.	Charles Barkley (1981-84)	145
8.	Johni Broome (2022-Present)	147
9.	Dylan Cardwell (2020-Present)	145
10.	Chris Morris (1984-88)	141

STEALS

1T.	Quantez Robertson (2005-09)	210
1T.	DeWayne Reed (2006-10)	210
3.	Marquis Daniels (1999-2003)	208
4.	Frankie Sullivan (2008-13)	190
5.	Chris Morris (1984-88)	189
6.	Bryant Smith (1995-99)	186
7.	Reggie Gallon (1989-93)	177
8.	Gerald White (1983-87)	164
10.	Frank Ford (1983-87)	156
--	K.D. Johnson (2021-Present)	137

Note: Figures not available prior to 1978-79 season.



DUNKS

1.	Aaron Swinson (1991-94)	175
--	Dylan Cardwell (2020-Present)	104
--	Jaylin Williams (2019-Present)	73

GAMES PLAYED

1.	Jaylin Williams (2019-Present)	136
2.	Frankie Sullivan (2009-13)	134
3.	Bryce Brown (2018-19)	131
4.	Anfernee McLemore (2016-20)	130
5T.	Scott Pohlman (1997-01)	129
5T.	Frank Ford (1983-87)	129
7T.	Doc Robinson (1996-00)	128
7T.	Mamadou N'diaye (1996-00)	128
7T.	Chris Morris (1984-88)	128
10.	Daymeon Fishback (1996-00)	127
--	Dylan Cardwell (2020-Present)	123
--	Chris Moore (2020-Present)	110

PLAYER NOTES

0

K.D. JOHNSON

	GP-GS	PPG	RPG	FG%	FT%
2023-24	30-1	7.3	1.6	.380	.797
Career	113-32	10.1	2.2	.390	.704

Sr. | G | 6-0 | 190 | Atlanta, Ga. | Georgia

- Averaging 7.3 ppg off the bench. • Leads the team in steals this season (37).
- One of the most energetic and charismatic players on the court.
- 8 games in double figures including 3 in SEC play (Ole Miss, UF and UT).

Career Highs	
Pts	27
Reb	8
Ast	7
Stl	5 (2x)
Min	37

1

ADEN HOLLOWAY

	GP-GS	PPG	RPG	FG%	FT%
2023-24	30-21	7.9	1.5	.320	.765
Career	30-21	7.9	1.5	.320	.765

Fr. | G | 6-1 | 178 | Charlotte, N.C. | Prolific Prep

- Boasts a team-leading 3.36 assist-to-turnover ratio (84-25).
- Has started the last 4 games at UGA (15 points), at UT, vs. MSU & at Mizzou.
- Auburn's sixth-ever McDonald's High School All-American.

Career Highs	
Pts	24
Reb	5
Ast	6 (3x)
Stl	3
Min	28

2

JAYLIN WILLIAMS

	GP-GS	PPG	RPG	FG%	FT%
2023-24	30-24	6.7	2.4	.472	.842
Career	136-88	9.2	3.9	.510	.779

Gr. | F | 6-8 | 245 | Nahunta, Ga. | Brantley County HS

- School-record holder for most career games played (136). • Has turned in 3-straight games in double figures since his return (knee) including 15 pts at Mizzou. • Winningest player in program history (109 career wins & counting).

Career Highs	
Pts	26
Reb	11 (3x)
Ast	8
Stl	4
Min	37

3

TRE DONALDSON

	GP-GS	PPG	RPG	FG%	FT%
2023-24	30-10	6.7	2.4	.472	.839
Career	62-10	4.5	1.9	.444	.725

So. | G | 6-3 | 210 | Tallahassee, Fla. | Florida St. Univ. School

- Two assists away from recording a 100+ assist season (98) averaging 3.3 apg.
- A member of Auburn's 1-2 punch at the point guard position w/ Holloway.
- 10 contests this season with 0 turnovers including at Mizzou (2 asts, 0 TOs).

Career Highs	
Pts	15
Reb	7 (3x)
Ast	7
Stl	4
Min	29

4

JOHNI BROOME

	GP-GS	PPG	RPG	FG%	FT%
2023-24	30-29	16.4	8.5	.549	.592
Career	127-123	15.3	9.1	.549	.601

Jr. | F/C | 6-10 | 240 | Plant City, Fla. | Morehead State

- Preseason All-SEC First Team selection & John R. Wooden and Naismith POTY Award & COTY Candidate. • 21-game double-digit scoring streak including 17 points, 8 rebounds and 3 blocked shots at Mizzou.

Career Highs	
Pts	32
Reb	18 (2x)
Ast	7
Stl	4
Min	37

5

CHRIS MOORE

	GP-GS	PPG	RPG	FG%	FT%
2023-24	29-26	2.1	1.6	.382	.762
Career	110-42	2.6	1.8	.470	.689

Sr. | F | 6-6 | 220 | West Memphis, Ark. | West Memphis HS

- Started in 26 games of the season averaging 13.5 minutes per contest.
- One of six seniors to be honored prior to tipoff on Senior Night.
- Major vocal presence on the team in the locker room and on the floor.

Career Highs	
Pts	16
Reb	7
Ast	5
Stl	3 (3x)
Min	25 (2x)

10

CHAD BAKER-MAZARA

	GP-GS	PPG	RPG	FG%	FT%
2023-24	30-4	10.4	3.8	.457	.879
Career	76-17	8.6	2.9	.440	.872

Jr. | G/F | 6-7 | 180 | Santo Domingo, DR | NW Florida State College

- Six-game double-digit scoring streak including 15 pts and 7 reb at Mizzou.
- One of the Top 100 JUCO transfers in the country (No. 13).
- Third on the team in scoring (10.4 ppg) and third in rebounding (3.8 rpg).

Career Highs	
Pts	25
Reb	9
Ast	6
Stl	5
Min	34

12

DENVER JONES

	GP-GS	PPG	RPG	FG%	FT%
2023-24	30-28	8.3	1.9	.414	.910
Career	89-63	13.5	3.1	.434	.876

Jr. | G | 6-4 | 205 | New Market, Ala. | FIU

- Double-figure scoring in 3 of last 4 games includ. 10 pts, 4 assists at Mizzou.
- Ranked No. 25 nationally last season averaging 20.1 points per game at FIU.
- 2023 All-Conference USA First Team. • Rated No. 26 transfer in the country.

Career Highs	
Pts	30
Reb	13
Ast	6 (3x)
Stl	4 (6x)
Min	47

20

CARTER SOBERA

	GP-GS	PPG	RPG	FG%	FT%
2023-24	12-0	0.0	0.4	.000	.000
Career	19-0	0.2	0.5	.333	.333

Sr. | G | 6-5 | 210 | Birmingham, Ala. | Mountain Brook HS

- Awarded scholarship spot after the team's win over LSU on Jan. 13.
- Two-Time SEC Academic Honor Roll and NABC Honors Court student.
- Former walk-on who played HS basketball with teammate Lior Berman.

Career Highs	
Pts	3
Reb	2 (2x)
Ast	1
Stl	1
Min	2 (3x)

23

ADDARIN SCOTT

	GP-GS	PPG	RPG	FG%	FT%
2023-24	13-0	0.5	0.4	1.000	1.000
Career	13-0	0.5	0.4	1.000	1.000

Jr. | F | 6-9 | 207 | Dallas, Texas | Navarro College

- Goes by the nickname, AD. • One of the Top 100 JUCO transfers in the country (No. 54). • Has played in 13 games this season as a reserve.
- Made his first career NCAA Division I dunk versus Vanderbilt on Jan. 31.

Career Highs	
Pts	2 (3x)
Reb	2 (2x)
Ast	1
Stl	1
Min	2 (3x)

24

LIOR BERMAN

	GP-GS	PPG	RPG	FG%	FT%
2023-24	28-0	1.7	1.1	.444	.667
Career	86-0	1.8	0.9	.406	.636

Gr. | G | 6-4 | 210 | Birmingham, Ala. | Mountain Brook HS

- Played the last four years and worked his way up from walk-on to consistently being in the rotation. • Season-ending ACL injury vs. Miss. State.
- Graduated summa cum laude w/ a bachelor's degree in industrial design.

Career Highs	
Pts	8 (4x)
Reb	4 (2x)
Ast	1 (16x)
Stl	1 (15x)
Min	19

31

CHANEY JOHNSON

	GP-GS	PPG	RPG	FG%	FT%
2023-24	30-2	4.5	3.6	.500	.706
Career	117-68	11.4	4.8	.536	.738

Jr. | F | 6-7 | 220 | Alabaster, Ala. | Alabama-Huntsville

- Came off the bench and added 7 pts and six rebounds in 15 min at Mizzou.
- One of the top NCAA Division II players in the country. • Named Gulf South Conference POTY in 2022-23. • One of the most athletic players on team.

Career Highs	
Pts	35
Reb	12 (2x)
Ast	6
Stl	4
Min	38

44

DYLAN CARDWELL

	GP-GS	PPG	RPG	FG%	FT%
2023-24	30-1	5.2	3.7	.705	.617
Career	123-2	3.9	3.5	.712	.523

Sr. | C | 6-11 | 255 | Augusta, Ga. | McEachern HS

- Graduated magna cum laude from AU's Harbert College of Business.
- Fifth in the league in blocked shots per game (1.43) with 43 this season.
- Interned this summer with Athletes for Israel and was the team host for Kansas State and Arizona on both teams' foreign tour to Israel and UAE.
- With teammate Johni Broome, one of the most formidable front-court duos in the SEC and in the country - a complete unit.

Career Highs	
Pts	12 (3x)
Reb	10
Ast	5
Stl	4
Min	29

TV/RADIO ROSTER CHART



K.D. JOHNSON
G • 6-0 • 190 • Sr.
Atlanta, Ga.



ADEN HOLLOWAY
G • 6-1 • 178 • Fr.
Charlotte, N.C.



JAYLIN WILLIAMS
F • 6-8 • 245 • Gr.
Nahunta, Ga.



TRE DONALDSON
G • 6-3 • 200 • So.
Tallahassee, Fla.



JOHNI BROOME
F/C • 6-10 • 240 • Jr.
Plant City, Fla.



CHRIS MOORE
F • 6-6 • 220 • Sr.
West Memphis, Ark.




CHAD BAKER-MAZARA
G/F • 6-7 • 180 • Jr.
Santo Domingo, D.R.



DENVER JONES
G • 6-4 • 205 • Jr.
New Market, Ala.



CJ WILLIAMS
G • 6-2 • 175 • So.
Fayetteville, Ark.



PRESLEY PATTERSON
G • 5-11 • 180 • So.
Knoxville, Tenn.



CARTER SOBERA
G • 6-5 • 210 • Sr.
Birmingham, Ala.



BLAKE MUSCHALEK
G • 6-3 • 178 • Fr.
Dallas, Texas



REED TRAPP
G • 6-6 • 188 • So.
Muscle Shoals, Ala.



ADDARIN SCOTT
F • 6-9 • 207 • Jr.
Dallas, Texas



LIOR BERMAN
G • 6-4 • 210 • Gr.
Birmingham, Ala.



CHANAY JOHNSON
F • 6-7 • 220 • Jr.
Alabaster, Ala.



LUCAS CLANTON
G • 6-1 • 175 • Fr.
Shelbyville, Tenn.



HASTON ALEXANDER
C • 6-10 • 255 • So.
Tuscumbia, Ala.



DYLAN CARDWELL
C • 6-11 • 255 • Sr.
Augusta, Ga.



JALEN HARPER
G • 6-2 • 165 • Gr.
Mableton, Ga.

No.	Name	Pos.	Ht.	Wt.	Cl.	Hometown (Last School)
0	K.D. Johnson	G	6-0	190	Sr.	Atlanta, Ga. (Georgia)
1	Aden Holloway	G	6-1	178	Fr.	Charlotte, N.C. (Prolific Prep)
2	Jaylin Williams	F	6-8	245	Gr.	Nahunta, Ga. (Brantley County HS)
3	Tre Donaldson	G	6-3	200	So.	Tallahassee, Fla. (Florida State Univ. School)
4	Johni Broome	F	6-10	240	Jr.	Plant City, Fla. (Morehead State)
5	Chris Moore	F	6-6	220	Sr.	West Memphis, Ark. (West Memphis HS)
10	Chad Baker-Mazara	G/F	6-7	180	Jr.	Santo Domingo, Dominican Republic (NW Florida State)
12	Denver Jones	G	6-4	205	Jr.	New Market, Ala. (FIU)
13	CJ Williams	G	6-2	175	So.	Fayetteville, Ark. (Fayetteville HS)
14	Presley Patterson	G	5-11	180	So.	Knoxville, Tenn. (Knoxville Catholic HS)
20	Carter Sobera	G	6-5	210	Sr.	Birmingham, Ala. (Mountain Brook HS)
21	Blake Muschalek	G	6-3	178	Fr.	Dallas, Texas (Trinity Christian Academy)
22	Reed Trapp	G	6-6	188	So.	Muscle Shoals, Ala. (Birmingham-Southern College)
23	Addarin Scott	F	6-9	207	Jr.	Dallas, Texas (Navarro College)
24	Lior Berman	G	6-4	210	Gr.	Birmingham, Ala. (Mountain Brook HS)
31	Chaney Johnson	F	6-7	220	Jr.	Alabaster, Ala. (UAH)
33	Lucas Clanton	G	6-1	175	Fr.	Shelbyville, Tenn. (Cascade HS)
42	Haston Alexander	C	6-10	255	So.	Tuscumbia, Ala. (Covenant Christian School)
44	Dylan Cardwell	C	6-11	255	Sr.	Augusta, Ga. (McEachern HS)
55	Jalen Harper	G	6-2	165	Gr.	Mableton, Ga. (Shelton State CC)

Head Coach: Bruce Pearl (Boston College '82) – 10th Season

Associate Head Coach: Steven Pearl (Tennessee '10) – 10th Season

Assistant Coach: Ira Bowman (Penn '96) – Sixth Season

Assistant Coach: Corey Williams (Oklahoma State '02) – First Season

Assistant Coach: Chad Prewett (Troy State '94) – 10th Season

Assistant Coach/Offensive Coordinator: Mike Burgomaster (Miami '16) – Eighth Season

Director of Player Development: Marquis Daniels (Auburn '03) – Sixth Season

Director of Scouting and Recruiting: Ian Borders (Louisville '07) – Sixth Season

Director of Sports Performance: Damon Davis (Western Illinois '03) – 15th Season

Senior Athletic Trainer: Clark Pearson (Kentucky '96) – 15th Season

Executive Assistant to the Head Coach: Bridget Graba – 13th Season

Director of Operations: Maddux Jeffreys (Auburn '20) – Second Season

Director of Creative Content: Steven Leonard (Indiana '17) – Second Season

Chaplain: Jeremy Napier (West Virginia State '07) – Second Season

Graduate Assistant: Geoff Gray (Emerson College '19) – Second Season

Graduate Assistant: Bryant Smith – Second Season

PRONUNCIATION GUIDE

HASTON Alexander	HAY-stun
Chad Baker-MAZARA	MUH-ZARR-UH (like car)
LIOR Berman	LEE-oar
JOHNI Broome	JUH-nye (like dye)
ADEN Holloway	AY-den
Blake MUSCHALEK	MOO-SHUH-lek
ADDARIN Scott	UH-Dare-IN
JAYLIN Williams	JAY-lyn

WEEKLY SCHEDULE

SUNDAY March 3	MONDAY March 4	TUESDAY March 5	WEDNESDAY March 6	THURSDAY March 7	FRIDAY March 8	SATURDAY March 9
Practice at 2:30 p.m. (main floor)	BP Weekly Press Conference at 11:00 a.m. Practice at Noon (main)	Game Day at Missouri 8:00 p.m. CT (Mizzou Arena)	OFF	Practice at 1:00 p.m. (main floor)	BP Weekly Press Conference at Noon Practice at 1:00 p.m. (main)	Game Day vs. Georgia 5:30 p.m. CT (Neville Arena)

HEAD COACH BRUCE PEARL



Auburn Head Coach Bruce Pearl is in his 10th season on The Plains.

He has guided the Tigers to 196 wins in 10 seasons, the program's first-ever No. 1 ranking in both national polls and a memorable run to the NCAA Final Four in 2019.

The three-time SEC Coach of the Year's accomplishments also include two Southeastern Conference regular-

season championships, one SEC Tournament championship and four NCAA Tournament berths with the Tigers.

Pearl currently ranks No. 13 among active NCAA Division I coaches in career wins (658) and No. 8 all-time among winningest SEC coaches with 341 career victories at Auburn and Tennessee combined.

During the 2022-23 season, the Tigers continued to make history finishing the season with a 21-13 overall record – the 11th-most wins in program history. Auburn has now turned in 20-win seasons in five of the last six years and is the second-winningest program in the SEC in that span.

Auburn was ranked a program-best 32-consecutive weeks in The Associated Press Top 25 Poll and as high as No. 11 in the country during the season. It was one of 10 schools to be ranked in the AP Top 25 throughout the 2022 calendar year.

For the third-consecutive school year, the Tigers achieved a team GPA of 3.0 or higher and received the NABC Academic Excellence Award under Pearl.

Six Tigers have been drafted into the NBA and developed by Pearl and his coaching staff including All-Americans Jabari Smith (No. 3 overall in 2022) and Walker Kessler selected (No. 22 overall in 2022). Both are currently playing in the league along with Chuma Okeke (No. 16 overall in 2019), Isaac Okoro (No. 5 overall in 2020), JT Thor (No. 37 overall in 2021) and Sharife Cooper (No. 48 overall in 2021).

Pearl's teams have been just as successful off the court as Auburn has had 39 graduates since 2014 – the most in the SEC.

In 29 seasons as a head coach, he has guided his teams to the NCAA Tournament 21 times and a 658-263 (.714) winning record.

Pearl is the only head coach (football or men's basketball) in SEC history to lead two programs to a No. 1 national ranking (Auburn in 2022 and UT in 2008). Additionally, he is just one of three head coaches to take four programs (three at the Division I level) to the Sweet 16, joining Lon Kruger and Eddie Sutton.

Through the Bruce Pearl Family Foundation, he and his wife, Brandy, remain committed to giving back to those in Alabama, providing support to children and families facing challenging and life-altering illnesses through Children's Harbor.

In 2015-16, Pearl started AUTLIVE at Auburn to benefit patients in the state of Alabama in the fight against cancer. AUTLIVE also raises the awareness of cancer prevention and detection.

A native of Boston, Mass., Pearl graduated cum laude from Boston College in 1982 with a bachelor's degree in business administration. He is the proud father of four children, Jacqui, Steven, Leah and Michael, and enjoys spending time with his grandchildren.

CAREER HONORS

- Three-Time SEC Coach of the Year (2006, 2008 and 2022)
- Three-Time Horizon League Coach of the Year (2002, 2003 and 2005)
- Two-Time GLVC Coach of the Year (1993 and 1994)
- 2019 NCAA Final Four appearance
- 2009 Maccabi Games Gold Medalist (Team USA)
- 2008 Adolph Rupp Cup Award recipient
- 2006 Sporting News Coach of the Year
- 1995 NABC Division II Coach of the Year
- 1995 NCAA Division II National Championship

HEAD COACHING RECORD

Year	School	Record	Postseason
1992-93	Southern Indiana	22-7	NCAA Region 3rd Place
1993-94	Southern Indiana	28-4	NCAA Runner-Up
1994-95	Southern Indiana	29-4	NCAA Champions
1995-96	Southern Indiana	25-4	NCAA Sweet 16
1996-97	Southern Indiana	23-5	NCAA First Round
1997-98	Southern Indiana	27-6	NCAA Sweet 16
1998-99	Southern Indiana	26-6	NCAA Sweet 16
1999-00	Southern Indiana	25-6	NCAA Sweet 16
2000-01	Southern Indiana	26-4	NCAA First Round
	Total	231-46	
2001-02	Milwaukee	16-13	-
2002-03	Milwaukee	24-8	NCAA First Round
2003-04	Milwaukee	20-11	NIT First Round
2004-05	Milwaukee	26-6	NCAA Sweet 16
	Total	86-38	
2005-06	Tennessee	22-8	NCAA Second Round
2006-07	Tennessee	24-11	NCAA Sweet 16
2007-08	Tennessee	31-5	NCAA Sweet 16
2008-09	Tennessee	21-13	NCAA First Round
2009-10	Tennessee	28-9	NCAA Elite Eight
2010-11	Tennessee	19-15	-
	Total	145-61	
2014-15	Auburn	15-20	-
2015-16	Auburn	11-20	-
2016-17	Auburn	6-14 #	-
2017-18	Auburn	26-8	NCAA Second Round
2018-19	Auburn	30-10	NCAA Final Four
2019-20	Auburn	25-6	(Canceled)
2020-21	Auburn	13-14	
2021-22	Auburn	26-6 %	NCAA Second Round
2022-23	Auburn	21-13	NCAA Second Round
2023-24	Auburn	23-7	
	Total	196-118	
	Career	658-263 (.714)	

Denotes vacated games by the NCAA during the 2016-17 season

% Two wins credited to assistant coaches/then-acting head coaches Wes Flanigan and Steven Pearl during the 2021-22 season

TOP PERFORMANCES UNDER PEARL AT AUBURN

MOST POINTS TEAM

- 119, vs. Northwestern State (Nov. 27, 2015)
119, vs. Winthrop (Nov. 24, 2017)
- 117, vs. Coastal Carolina (Dec. 15, 2016)
- 116, vs. CSUN (Nov. 15, 2019)
- 109, vs. UConn (Nov. 24, 2021)
- 109, at South Carolina (Jan. 23, 2021)

MOST POINTS INDIVIDUAL

- 34, Bryce Brown vs. Dayton (Dec. 8, 2018)
- 33, Samir Doughty vs. CSUN (Nov. 15, 2019)
- 32, Samir Doughty at Tennessee (Mar. 7, 2020)
- 31, Jabari Smith vs. Vanderbilt (Feb. 16, 2022)
- 31, Bryce Brown vs. Norfolk State (Nov. 10, 2017)
- 31, Mustapha Heron vs. Winthrop (Nov. 24, 2017)
- 31, Jared Harper at UAB (Dec. 15, 2018)
- 30, Johni Broome vs. Virginia Tech (Nov. 29, 2023)**

MOST REBOUNDS TEAM

- 66, vs. Mississippi College (Nov. 14, 2018)
- 60, at Arkansas [OT] (Feb. 8, 2022)
- 60, vs. Alabama (Feb. 12, 2020)
- 56, vs. Saint Joseph's (Nov. 26, 2020)
- 53, vs. Winthrop (Nov. 15, 2022)

MOST REBOUNDS INDIVIDUAL

- 19, Walker Kessler at Arkansas [OT] (Feb. 8, 2022)
- 19, Cinmeon Bowers at Middle Tennessee (Dec. 12, 2015)
- 18, Johni Broome vs. Georgia (Feb. 1, 2023)
- 18, Cinmeon Bowers vs. Alabama (Jan. 19, 2016)
- 18, Cinmeon Bowers vs. Ole Miss (Feb. 20, 2016)
- 17, Cinmeon Bowers vs. Milwaukee (Nov. 14, 2014)
- 17, Cinmeon Bowers vs. Winthrop (Dec. 17, 2014)
- 17, Cinmeon Bowers vs. Mississippi State (Jan. 21, 2015)
- 17, Horace Spencer vs. Mississippi College (Nov. 14, 2018)
- 17, Austin Wiley vs. Alabama (Feb. 12, 2020)

MOST 3-POINTERS TEAM

- 22, vs. South Alabama (Dec. 4, 2020)
- 21, vs. Coastal Carolina (Dec. 15, 2016)
- 18, vs. South Alabama (Nov. 6, 2018)
- 18, vs. LSU (Feb. 8, 2020)
- 17, vs. Northwestern State (Nov. 27, 2015)
- 17, vs. Vanderbilt (Feb. 3, 2018)
- 17, vs. Arkansas (Feb. 20, 2019)
- 17, vs. North Carolina (Mar. 29, 2019)
- 17, vs. CSUN (Nov. 15, 2019)

MOST 3-POINTERS INDIVIDUAL

- 9, Bryce Brown at Arkansas (Feb. 17, 2016)
- 8, Kareem Canty at Middle Tennessee (Dec. 12, 2015)
- 8, Bryce Brown vs. South Carolina (Mar. 3, 2018)
- 8, Samir Doughty at Tennessee (Mar. 7, 2020)
- 7, Jabari Smith vs. Vanderbilt (Feb. 16, 2022)
- 7, KT Harrell vs. Coastal Carolina (Dec. 5, 2014)
- 7, Bryce Brown at Ole Miss (Jan. 9, 2019)
- 7, Bryce Brown vs. Kansas (Mar. 23, 2019)
- 7, Justin Powell vs. South Alabama (Dec. 4, 2020)

MOST FT MADE TEAM

- 40, vs. Alabama (Feb. 7, 2024)**
- 36, vs. Missouri (Jan. 26, 2021)
- 33, vs. UConn (Nov. 24, 2021)
- 33, vs. Kentucky (Feb. 1, 2020)
- 31, vs. Arkansas (Feb. 10, 2015)
- 31, at Arkansas - Feb. 27, 2018)

MOST FT MADE INDIVIDUAL

- 18, Sharife Cooper vs. Missouri (Jan. 26, 2021)
- 15, KT Harrell vs. Georgia (Mar. 3, 2015)
- 15, Jared Harper at UAB (Dec. 15, 2018)
- 14, Jared Harper vs. Ole Miss (Jan. 7, 2017)
- 14, Samir Doughty vs. Kentucky (Feb. 1, 2020)
- 12, Jabari Smith vs. UConn (Nov. 24, 2001)
- 12, Desean Murray vs. Ole Miss (Jan. 9, 2018)
- 12, Jared Harper vs. South Carolina (Mar. 15, 2019)

MOST FT ATTEMPTED TEAM

- 50, vs. Alabama (Feb. 7, 2024)**
- 46, at Missouri (Feb. 15, 2020)
- 44, vs. Kentucky (Feb. 1, 2020)
- 44, vs. Missouri (Jan. 26, 2021)
- 43, vs. Saint Joseph's (Nov. 26, 2020)

MOST FT ATTEMPTED INDIVIDUAL

- 21, Sharife Cooper vs. Missouri (Jan. 26, 2021)
- 18, Cinmeon Bowers vs. Missouri (Jan. 10, 2015)
- 18, KT Harrell vs. LSU (Mar. 13, 2015)
- 18, Austin Wiley vs. Alabama (Jan. 21, 2017)
- 17, Jared Harper vs. Ole Miss (Jan. 7, 2017)
- 16, Johni Broome vs. Houston (March 18, 2023)
- 16, K.D. Johnson vs. UConn (Nov. 24, 2021)
- 16, Cinmeon Bowers vs. LSU (Feb. 2, 2016)
- 16, Jared Harper at UAB (Dec. 15, 2018)

MOST ASSISTS TEAM

- 27, vs. CSUN (Nov. 15, 2019)
- 26, vs. Nebraska (Dec. 11, 2021)
- 25, at Ole Miss (Feb. 3, 2024)**
- 25, vs. Indiana (Dec. 9, 2023)**
- 25, vs. Saint Peter's (Nov. 28, 2018)
- 24, vs. South Alabama (Nov. 6, 2018)
- 24, vs. South Alabama (Dec. 4, 2020)

MOST ASSISTS INDIVIDUAL

- 16, J'Von McCormick vs. CSUN (Nov. 15, 2019)
- 14, Jared Harper vs. Vanderbilt (Feb. 3, 2018)
- 13, Jared Harper vs. South Alabama (Nov. 6, 2018)
- 13, Jared Harper vs. North Carolina (Mar. 29, 2019)
- 12, Wendell Green Jr. at South Carolina (Jan. 21, 2023)

MOST STEALS TEAM

- 20, vs. North Florida (Dec. 29, 2018)
- 18, vs. Tennessee (Feb. 22, 2020)
- 16, vs. Nebraska (Dec. 11, 2021)
- 16, vs. Saint Peter's (Nov. 28, 2018)
- 15, vs. LSU (Jan. 13, 2024)**

MOST STEALS INDIVIDUAL

- 5, Chad Baker-Mazara vs. LSU (Jan. 13, 2024)**
- 5, Wendell Green Jr. at Mississippi State (March 2, 2022)
- 5, Walker Kessler vs. Nebraska (Dec. 11, 2021)
- 5, Zep Jasper vs. Nebraska (Dec. 11, 2021)
- 5, K.D. Johnson vs. Syracuse (Nov. 26, 2021)
- 5, K.D. Johnson vs. UConn (Nov. 24, 2021)
- 5, K.C. Ross-Miller vs. Oregon State (Nov. 26, 2014)
- 5, K.C. Ross-Miller vs. Middle Tennessee (Dec. 29, 2014)
- 5, Antoine Mason at LSU (Feb. 5, 2015)
- 5, Malik Dunbar vs. UNC Asheville (Dec. 4, 2018)
- 5, Chuma Okeke vs. Murray State (Dec. 22, 2018)
- 5, Chuma Okeke vs. North Florida (Dec. 29, 2018)
- 5, J'Von McCormick vs. Tennessee (Feb. 22, 2020)

MOST BLOCKS TEAM

- 14, vs. Texas A&M (Feb. 12, 2022)
- 14, vs. Yale (Dec. 4, 2021)
- 14, vs. LSU (Dec. 29, 2021)
- 14, at Georgia (Jan. 13, 2021)
- 14, vs. Missouri (Jan. 26, 2021)

MOST BLOCKS INDIVIDUAL

- 12, Walker Kessler vs. Texas A&M (Feb. 12, 2022)
- 11, Walker Kessler vs. LSU (Dec. 29, 2021)
- 9, Walker Kessler vs. Jacksonville State (Mar. 18, 2022)
- 8, Johni Broome vs. Saint Louis (Nov. 27, 2022)
- 8, Walker Kessler vs. Ole Miss (Feb. 23, 2022)
- 8, Walker Kessler vs. Alabama (Feb. 1, 2022)

ASSOCIATED PRESS POLL

RK	TEAM	RECORD	PTS
1	Houston (52)	26-3	1539
2	UConn (6)	26-3	1462
3	Purdue (4)	26-3	1459
4	Tennessee	23-6	1364
5	Arizona	23-6	1252
6	Iowa State	23-6	1212
7	North Carolina	23-6	1201
8	Marquette	22-7	1056
9	Duke	23-6	1051
10	Creighton	22-8	983
11	Baylor	21-8	901
12	Illinois	22-7	834
13	Auburn	22-7	746
14	Kansas	21-8	723
15	Kentucky	21-8	711
16	Alabama	20-9	592
17	South Carolina	24-5	579
18	Washington State	23-7	484
19	Gonzaga	24-6	396
20	BYU	21-8	343
21	San Diego State	22-7	338
22	Utah State	24-5	285
23	Saint Mary's	24-7	268
24	South Florida	22-5	154
25	Dayton	22-6	50

Others receiving votes: Nevada 42, Florida 39, Boise State 26, Texas Tech 10, Texas 10, Indiana State 9, Appalachian State 6, New Mexico 5, Florida Atlantic 4, James Madison 4, Princeton 3, McNeese 2, Villanova 2, Michigan State 2, Colorado State 2, Richmond 1

COACHES POLL

RK	TEAM	RECORD	PTS
1	Houston (28)	26-3	795
2	UConn (3)	26-3	757
3	Purdue (1)	26-3	745
4	Tennessee	23-6	705
5	Arizona	23-6	644
6	Iowa State	23-6	629
7	North Carolina	23-6	628
8	Duke	23-6	541
9	Marquette	22-7	531
10	Creighton	22-8	487
11	Baylor	21-8	452
12	Illinois	22-7	423
13	Kentucky	21-8	396
14	Auburn	22-7	376
15	Kansas	21-8	366
16	South Carolina	24-5	298
17	Alabama	20-9	289
18	Gonzaga	24-6	215
19	San Diego State	22-7	194
20	Washington State	23-7	182
21	Saint Mary's	24-7	175
22	Utah State	24-5	151
23	BYU	21-8	140
24	South Florida	22-5	88
25	Florida	20-9	42

Others receiving votes: Dayton 31, Texas Tech 24, Nevada 24, Boise State 16, Appalachian State 13, James Madison 10, Oklahoma 8, Northwestern 7, Indiana State 5, Clemson 5, TCU 4, Wake Forest 3, Nebraska 1

LAST TIME TEAM

Defeated a ranked team at home _____ **vs. #11 South Carolina (2/14/24)**
 Defeated a ranked team on the road _____ at #24 Alabama (1/11/22)
 Defeated a ranked team at a neutral site _____ vs. #7 Kentucky (3/31/19)
 Defeated a top-10 team at home _____ vs. #5 Tennessee (3/9/19)
 Defeated a top-10 team on the road _____ at #8 Arkansas (1/23/93)
 Defeated a top-10 team at a neutral site _____ vs. #7 Kentucky (3/31/19)
 Won in overtime _____ at Mississippi State, 81-68 (OT) (3/2/22)
 Lost in overtime _____ at #2 Alabama, 90-85 (OT) (3/1/23)
 Won in double overtime _____ at Ole Miss, 83-82 (2OT) (1/28/20)
 Lost in double overtime _____ vs. #22 UConn, 115-109 (2OT) (11/24/21)
 Played back-to-back overtime games _____ at Arkansas, W 79-76 (OT) (2/5/20)
 _____ vs. LSU, W 91-90 (OT) (2/8/20)
 _____ vs. Alabama, W 95-91 (OT) (2/12/20)
 Played in three-straight overtime games _____ at Arkansas, W 79-76 (OT) (2/5/20)
 _____ vs. LSU, W 91-90 (OT) (2/8/20)
 _____ vs. Alabama, W 95-91 (OT) (2/12/20)
 Played at least three overtimes _____ vs. Georgia (SECT) (4OT) (3/1/79)
Shot 70% for a half _____ **76.0% (19-25) at Missouri (2nd) (3/5/24)**
Shot 70% for a half (SEC) _____ **76.0% (19-25) at Missouri (2nd) (3/5/24)**
Shot 60% for a game _____ **62.1% (36-58) at Georgia (2/24/24)**
Shot 60% for a game (SEC) _____ **62.1% (36-58) at Georgia (2/24/24)**
 Shot less than 30% for game _____ 23.6% (13-55) at Tennessee (2/4/23)
 Shot 100% from the FT line _____ 100% (6-6) vs. Long Beach State (12/23/11)
Shot 60% from 3-point line _____ **60.0% (12-20) vs. #11 South Carolina (2/14/24)**
Shot less than 30% in half _____ **28.1% (9-32) vs. #22 Kentucky (2/17/24)**
 Shot less than 20% in half _____ 16.7% (4-24) vs. #2 Houston (2nd) (3/18/23)
 Shot less than 10% in a half _____ 8.3% (2-24) vs. LSU (1st) (1/8/11)
Attempted 50 free throws _____ **50 vs. #16 Alabama (2/7/24)**
 Attempted 40 free throws _____ 41 vs. #22 UConn (11/24/21)
 Attempted 30 free throws in half _____ 30 vs. #12 Missouri (2nd) (1/26/21)
Made 40 free throws _____ **40 vs. #16 Alabama (2/7/24) *new school record***
 Made 30 free throws _____ 33 vs. #22 UConn (11/24/21)
Made 30 free throws (SEC) _____ **40 vs. #16 Alabama (2/7/24) *new school record***
Made at least 10 3-point field goals _____ **14 at Georgia (2/24/24)**
 Made at least 15 3-point field goals _____ 15 vs. Arkansas (12/30/20)
 Failed to make 3-point field goal _____ vs. Kentucky (0-15) (1/19/13)
 Had at least 60 rebounds _____ 60 at Arkansas [OT] (2/8/22)
 Had at least 50 rebounds _____ 53 vs. Winthrop (11/15/22)
 Had less than 20 rebounds _____ 19 vs. Arkansas (3/9/23)
Had at least 25 assists _____ **25 at Ole Miss (2/3/24)**
Had at least 20 assists _____ **20 at #4 Tennessee (2/28/24)**
Had at least 15 steals _____ **15 vs. LSU (1/13/24)**
Had at least 10 blocks _____ **12 vs. #16 Alabama (2/7/24)**
 Had at least 15 blocks _____ 17 vs. Nicholls State (11/25/11)
 Failed to make a blocked shot _____ 0 at #2 Alabama (3/1/23)
 Had at least 25 lead changes _____ 27 at Arkansas (1/16/13)
Scored 50 points in a half _____ **57 at Missouri (2nd) (3/5/24)**
Scored 50 points in a half (SEC) _____ **57 at Missouri (2nd) (3/5/24)**
 Scored 60 points in a half _____ 66 vs. CSUN (1st) (11/15/19)
 Scored 60 points in a half (SEC) _____ 64 at Tennessee (2nd) (2/15/06)
 Scored 70 points in a half _____ 72 vs. Northwestern State (2nd) (11/27/15)
Scored 100 points _____ **101 at Missouri (3/5/24)**
Scored 100 points (SEC) _____ **101 at Missouri (3/5/24)**
 Scored under 20 points in 1st half _____ 19 at Tennessee (2/4/23),
 _____ vs. Northwestern (11/23/22), vs. Clemson (3/18/18)
 Scored under 20 points in 2nd half _____ 14 vs. Tulsa (11/24/14)
 Scored under 10 points in a half _____ 6 vs. LSU (1st) (1/8/11)
 Scored 35 or under points in a game _____ 35 vs. Tulsa (11/24/14)
 Scored under 50 points in game _____ 43 at Tennessee (2/4/23),
 _____ vs. Northwestern (11/23/22)
 Scored under 50 points in game (SEC) _____ 43 at Tennessee (2/4/23)

LAST TIME INDIVIDUAL

Scored at least 30 points	Johni Broome (30) vs. Virginia Tech (11/29/23)
Scored at least 35 points	Toney Douglas (38) vs. Nicholls State (11/24/04)
Scored at least 40 points	Wesley Person (44) vs. UAB (12/16/93)
Had two players with at least 20 points	Jaylin Williams (23) and Johni Broome (21) vs. #11 South Carolina (2/14/24)
Had three players with at least 20 points	Samir Doughty (26), J'Von McCormick (23), Devan Cambridge (21) vs. LSU (2/8/20)
Had two players with 25 points	Bryce Brown (26), Jared Harper (25) vs. Xavier (OT) (11/19/18)
Had two players with 25 points (SEC)	Chris Denson (30), KT Harrell (26) vs. Mississippi State (2/14/14)
Scored 20 points in a half	Jabari Smith (20, 2nd) at Florida (2/19/22)
Scored 20 points in 1st half	Bryce Brown (20) at Texas A&M (1/16/19)
Scored 20 points in 2nd half	Jabari Smith (20, 2nd) at Florida (2/19/22)
Scored 25 points in a half	Bryce Brown (25, 2nd) vs. Kentucky (1/19/19)
A player had back-to-back 20-point games	Jaylin Williams (20) vs. Alabama State (12/22/23); (21) vs. Chattanooga (12/30/23)
A player three consecutive 20-point games	Jabari Smith (27) at Tennessee (2/26/22); (27) at Mississippi State [OT] (3/2/22); vs. South Carolina (3/5/22)
A player had back-to-back 20-point SEC games	Johni Broome (20) vs. Missouri (2/14/23); (20) at Vanderbilt (2/18/23)
A player had back-to-back 25-point SEC games	Jabari Smith (27) at Tennessee (2/26/22); (27) at Mississippi State [OT] (3/2/22)
A player had three straight 25-point SEC games	Chris Denson (29) at LSU (2/8/14); (26) vs. Kentucky (2/12/14); (30) vs. Mississippi State (2/15/14)
A player had four straight 25-point SEC games	Chris Denson (25) at South Carolina (2/5/14); (29) at LSU (2/8/14); (26) vs. Kentucky (2/12/14); (30) vs. Mississippi State (2/15/14)
A player had five straight 25-point SEC games	Keenan Carpenter (44) vs. LSU (1/8/89); (28) vs. Mississippi State (2/11/89); (33) at Florida (2/15/89); (32) at Ole Miss (2/18/89); (29) vs. Kentucky (2/20/89)
A player had back-to-back 20-point games off the bench	Jamal Johnson (21) at Arkansas (12/30/20); (20) at Texas A&M (1/2/21)
Zero players scored in double figures	at Vanderbilt (1/7/12)
Only one player scored in double figures	Jamal Johnson (18) at UCF (11/30/20)
Five players scored in double figures	Jaylin Williams (15), Johni Broome (17), Chad Baker-Mazara (15), Denver Jones (10) and Dylan Cardwell (12) at Missouri (3/5/24)
Five players scored in double figures (SEC)	Jaylin Williams (15), Johni Broome (17), Chad Baker-Mazara (15), Denver Jones (10) and Dylan Cardwell (12) at Missouri (3/5/24)
All five starters scored in double figures	Allen Flanigan (23), Devan Cambridge (15), Jamal Johnson (14), Jaylin Williams (13), JT Thor (10) vs. Tennessee (2/27/21)
Six players scored in double figures	J. Williams (24), A. Holloway (24), K. Johnson (14), D. Jones (12), C. Baker-Mazara (11) and T. Donaldson (10) vs. Indiana (12/9/23)
Six players scored in double figures (SEC)	J. Smith (12), W. Kessler (15), K.D. Johnson (12), A. Flanigan (10), W. Green Jr. (12), J. Williams (13) vs. Georgia (1/19/22)
Had at least 15 rebounds	Johni Broome (18) vs. Georgia (2/1/23)
Had at least 15 rebounds (SEC)	Johni Broome (18) vs. Georgia (2/1/23)
Had at least 20 rebounds	Kelvin Ardister (20) vs. Tennessee (1/4/89)
Had at least 25 rebounds	Rex Frederick (25) at Ole Miss (1/6/58)
Had at least 20 pts & 20 reb	Kelvin Ardister (22 pts, 20 reb) vs. Tennessee (1/4/89)
Had at least 30 pts & 10 reb	Johni Broome (30 pts, 13 reb) vs. Virginia Tech (11/29/23)
Had two players with at least 10 rebounds	Johni Broome (14) and Jaylin Williams (11) at Alabama (1/24/24)
Had at least three players with 10 rebounds	Korvotney Barber (13), Quantez Robertson (10), Lucas Hargrove (10) at Virginia (12/20/08)
Had a double-double	Johni Broome (16 pts, 13 reb) at Georgia (2/24/24)
Had a double-double before halftime	Johni Broome (13 pts, 12 reb) vs. Georgia (2/1/23)
Had two straight double-doubles	Johni Broome (14 pts, 11 reb) vs. #22 Kentucky (2/17/24); (16 pts, 13 reb) at Georgia (2/24/24)
Had three straight double-doubles	Johni Broome (14 pts, 11 reb) vs. Florida (12/28/22); (22 pts, 12 reb) at Georgia (1/4/23); (10 pts, 10 reb) vs. Arkansas (1/7/23)
Had four straight double-doubles	Johni Broome (14 pts, 11 reb) vs. Florida (12/28/22); (22 pts, 12 reb) at Georgia (1/4/23); (10 pts, 10 reb) vs. Arkansas (1/7/23); (19 pts, 11 reb) at Ole Miss (1/10/23)
Had five straight double-doubles	Jeff Moore (26 pts, 11 reb) vs. Ole Miss (3/2/88); (20 pts, 11 reb) at LSU (3/5/88); (22 pts, 11 reb) vs. Georgia (3/11/88); (13 pts, 13 reb) vs. Bradley (3/17/88); (22 pts, 11 reb) vs. Oklahoma (3/19/88)
Had two players with a double-double	Johni Broome (19 pts, 12 reb); Allen Flanigan (10 pts, 10 reb) vs. Iowa (3/16/23)
Had a double-double with points and assists	Wendell Green Jr. (16 pts, 12 ast) at South Carolina (1/21/23)
Had a triple-double	Walker Kessler (12 pts, 11 reb, 12 blks) vs. Texas A&M (2/12/22)
Had 10 assists	Wendell Green Jr. (12) at South Carolina (1/21/23)
Had 15 assists	J'Von McCormick (16) vs. CSUN (11/15/19)
Had two players with at least five blocks	Devan Cambridge (5) and Jaylin Williams (5) at Georgia (1/13/21)
Had 10 blocks	Walker Kessler (11) vs. LSU (12/29/21)
Had five steals	Chad Baker-Mazara (5) vs. LSU (1/13/24)
Had five steals (SEC)	Chad Baker-Mazara (5) vs. LSU (1/13/24)
Made 30-straight free throws	Wendell Green Jr. (34) (2/22/23-3/16/23)
Hit buzzer-beater shot to win a game	T.J. Dunans vs. Mercer (3-pt FG, 76-74) (12/18/16)
Played more than 40 minutes	Samir Doughty (41) vs. Alabama (OT) (2/12/20)



K.D. JOHNSON
 G | 6-0 | 190 | Sr.
 Atlanta, Ga.
 (Hargrave Military Academy (Va.))



SEASON SUPERLATIVES

Points: 14 vs. Texas A&M (1/9/24), vs. Indiana (12/9/23)
Field Goals Made: 5 vs. Indiana (12/9/23)
Field Goals Attempted: 10 vs. Kentucky (2/17/24), vs. Alabama (2/7/24)
3-Point Field Goals Made: 3 vs. Alabama State (12/22/23)
3-Point Field Goals Attempted:
 5 vs. Alabama State (12/22/23), vs. Southeastern Louisiana (11/10/23)
Free Throws Made: 6 vs. LSU (1/13/24), vs. Notre Dame (11/16/23)
Free Throws Attempted: 7 vs. Notre Dame (11/16/23)
Rebounds: 5 vs. Penn (1/2/24)
Assists: 4 vs. Penn (1/2/24)
Blocks: 2 vs. St. Bonaventure (11/17/23)
Steals: 4 vs. UNC Asheville (12/13/23)
Minutes Played: 25 vs. Kentucky (2/17/24)
Double-Figure Games: 8
20-Point Games: None
10-Rebound Games: None
5-Steal Games: None
Double-Doubles: None
Dunks: 5

CAREER SUPERLATIVES

Points: 27 vs. UConn (11/24/21)
Field Goals Made: 9 at Tennessee (2/10/21), vs. Auburn (1/13/21)
Field Goals Attempted: 22 at Georgia (2/5/22)
3-Point Field Goals Made: 4 (five times)
3-Point Field Goals Attempted: 9 vs. George Mason (11/7/22)
Free Throws Made: 11 vs. UConn (11/24/21)
Free Throws Attempted: 16 vs. UConn (11/24/21)
Rebounds: 8 at Alabama (1/11/22)
Assists: 7 vs. Jacksonville State (3/18/22)
Blocks: 2 vs. St. Bonaventure (11/17/23), vs. Auburn (1/13/21)
Steals: 5 vs. UConn (11/24/21), vs. Syracuse (11/26/21)
Minutes Played: 37 vs. UConn (11/24/21)
Double-Figure Games: 59
20-Point Games: 9
10-Rebound Games: None
5-Steal Games: 2
Double-Doubles: None
Dunks: 11

CAREER HONORS

- 2022-23 Preseason All-SEC Second Team
- 2020-21 SEC All-Freshman Team
- SEC Freshman of the Week (Jan. 18, 2021)

2023-24 GAME-BY-GAME STATISTICS

Opponent	GS	Min.	FG-A	3FG-A	FT-A	O-D-T	PF	A	TO	BLK	STL	PTS
vs. Baylor	16	3-5	0-1	0-0	0-0-0	4	0	1	0	1	6	
SE Louisiana	19	4-9	2-5	3-3	0-2-2	2	3	0	0	0	13	
vs. Notre Dame	22	1-6	0-2	6-7	0-3-3	2	0	1	0	1	8	
vs. St. Bonaventure	18	4-7	1-4	0-0	0-0-0	2	3	0	2	1	9	
Alabama A&M	11	2-4	1-3	1-2	0-2-2	3	1	1	1	0	6	
Virginia Tech	12	1-6	0-3	0-0	0-2-2	6	0	1	0	1	2	
at App State	8	0-3	0-3	0-0	1-1-2	1	1	0	0	1	0	
vs. Indiana	19	5-9	1-2	3-3	0-2-2	3	3	0	0	1	14	
vs. UNC Asheville	15	2-4	1-2	1-2	0-3-3	2	2	0	0	4	6	
USC	17	2-6	0-2	1-2	1-0-1	3	0	3	0	1	5	
Alabama State	15	3-6	3-5	4-4	1-1-2	1	0	1	0	2	13	
Chattanooga	19	2-4	2-2	0-0	0-1-1	3	1	0	0	0	6	
Penn	22	3-6	1-4	4-6	2-3-5	1	4	0	0	1	11	
at Arkansas	19	2-8	0-2	2-2	0-2-2	2	2	1	0	0	6	
Texas A&M	21	4-8	2-3	4-6	1-2-3	0	2	0	0	2	14	
LSU	21	1-6	0-2	6-6	0-3-3	3	1	0	0	0	8	
at Vanderbilt	17	0-4	0-3	2-4	0-1-1	4	1	1	0	2	2	
Ole Miss	19	3-8	1-4	1-1	0-2-2	3	1	1	0	2	8	
at Alabama	22	3-7	0-4	2-2	0-2-2	4	2	2	1	0	8	
at Mississippi St.	22	1-6	0-2	0-0	0-1-1	1	1	1	0	3	2	
Vanderbilt	14	0-2	0-0	2-2	0-0-0	1	0	2	0	1	2	
at Ole Miss	13	4-4	1-1	2-2	1-1-2	2	3	0	0	1	11	
Alabama	21	2-10	1-3	2-4	0-0-0	3	1	0	1	3	7	
at Florida	20	4-7	1-4	3-6	0-3-3	1	0	3	0	0	12	
South Carolina	19	2-3	1-2	4-4	0-2-2	4	1	1	0	3	9	
Kentucky	25	3-10	0-2	0-0	1-1-2	3	1	1	2	1	6	
at Georgia	21	3-6	2-4	0-0	0-1-1	5	3	2	0	0	8	
at Tennessee	16	2-5	1-2	5-5	0-0-0	3	1	1	0	1	10	
Mississippi State	9	1-4	1-4	0-0	0-0-0	0	0	0	1	0	3	
at Missouri	15	1-6	0-3	1-1	0-0-0	5	2	1	0	0	3	
Georgia												


JOHNSON'S CAREER STATISTICS

SEASON	TEAM	GP-GS	MIN/AVG	Field Goals		3-Point		F-Throws		Rebounds				Scoring						
				FG-FGA	FG%	3FG-3FGA	3FG%	FT-FTA	FT%	OFF	DEF	TOT	AVG	PF-FO	A	TO	BLK	STL	PTS	AVG
2020-21	UGa	16-0	362/22.6	68-161	.422	24-62	.387	56-91	.615	11	33	44	2.8	45-0	19	34	3	29	216	13.5
2021-22	AUB	34-31	941/27.7	133-345	.386	45-155	.290	106-147	.721	19	78	97	2.9	87-0	53	62	2	64	417	12.3
2022-23	AUB	33-0	722/21.9	90-236	.381	36-108	.333	77-111	.694	15	48	63	1.9	76-0	43	50	1	36	293	8.9
2023-24	AUB	30-1	534/17.8	68-179	.380	23-83	.277	59-74	.797	8	41	49	1.6	77-3	40	26	7	37	218	7.3
TOTAL FOR AUB		97-32	2197/22.6	291-760	.383	104-346	.301	242-332	.729	42	167	209	2.2	240-3	136	138	10	137	928	9.6
TOTAL		113-32	2559/22.6	359-921	.390	128-408	.314	298-423	.704	53	200	253	2.2	285-3	155	172	13	166	1144	10.1

1

ADEN HOLLOWAY

G | 6-1 | 178 | Fr.
Charlotte, N.C.
(Prolific Prep)



SEASON SUPERLATIVES

Points: 24 vs. Indiana (12/9/23)
Field Goals Made: 7 vs. Indiana (12/9/23)
Field Goals Attempted: 15 vs. Baylor (11/7/23)
3-Point Field Goals Made: 5 at Georgia (2/24/24), vs. Indiana (12/9/23)
3-Point Field Goals Attempted: 10 vs. LSU (1/13/24)
Free Throws Made: 5 vs. Indiana (12/9/23), vs. Alabama A&M (11/21/23)
Free Throws Attempted: 7 vs. Alabama A&M (11/21/23)
Rebounds: 5 at Arkansas (1/6/24)
Assists: 6 (three times)
Blocks: 1 vs. Baylor (11/7/23)
Steals: 3 vs. Virginia Tech (11/29/23)
Minutes Played: 26 at Appalachian State (12/3/23), vs. Baylor (11/7/23)
Double-Figure Games: 9
20-Point Games: None
10-Rebound Games: None
10-Assist Games: None
5-Steal Games: None
Double-Doubles: None
Dunks: None

CAREER SUPERLATIVES

Points: 24 vs. Indiana (12/9/23)
Field Goals Made: 7 vs. Indiana (12/9/23)
Field Goals Attempted: 15 vs. Baylor (11/7/23)
3-Point Field Goals Made: 5 at Georgia (2/24/24), vs. Indiana (12/9/23)
3-Point Field Goals Attempted: 10 vs. LSU (1/13/24)
Free Throws Made: 5 vs. Indiana (12/9/23), vs. Alabama A&M (11/21/23)
Free Throws Attempted: 7 vs. Alabama A&M (11/21/23)
Rebounds: 5 at Arkansas (1/6/24)
Assists: 6 (three times)
Blocks: 1 vs. Baylor (11/7/23)
Steals: 3 vs. Virginia Tech (11/29/23)
Minutes Played: 26 at Appalachian State (12/3/23), vs. Baylor (11/7/23)
Double-Figure Games: 9
20-Point Games: None
10-Rebound Games: None
10-Assist Games: None
5-Steal Games: None
Double-Doubles: None
Dunks: None

CAREER HONORS

- Two-Time SEC Freshman of the Week (11/13/23 and 12/11/23)
- 2023 McDonald's High School All-American

2023-24 GAME-BY-GAME STATISTICS

Opponent	GS	Min.	FG-A	3FG-A	FT-A	O-D-T	PF	A	TO	BLK	STL	PTS
vs. Baylor		26	6-15	4-8	3-5	0-3-3	0	6	3	1	0	19
SE Louisiana		22	4-10	3-8	0-0	0-0-0	2	3	0	0	0	11
vs. Notre Dame	*	22	5-9	4-5	1-1	1-0-1	1	5	2	0	0	15
vs. St. Bonaventure	*	24	2-10	2-7	2-2	0-0-0	2	3	2	0	0	8
Alabama A&M	*	22	3-9	2-7	5-7	0-1-1	1	2	0	0	0	13
Virginia Tech	*	22	0-7	0-2	0-0	0-1-1	2	2	1	0	3	0
at App State	*	26	2-10	0-6	4-5	0-0-0	3	2	1	0	0	8
vs. Indiana	*	22	7-11	5-8	5-5	0-1-1	2	2	0	0	0	24
vs. UNC Asheville	*	20	3-11	1-5	0-0	1-1-2	0	5	1	0	0	7
USC	*	23	5-10	4-7	1-2	0-2-2	2	6	0	0	0	15
Alabama State	*	19	2-6	2-6	0-0	0-1-1	1	4	2	0	0	6
Chattanooga	*	21	2-10	2-8	2-2	0-4-4	1	5	0	0	0	8
Penn	*	18	1-5	1-5	0-0	0-1-1	1	6	1	0	1	3
at Arkansas	*	20	2-9	1-4	0-0	1-4-5	1	0	0	0	0	5
Texas A&M	*	18	2-6	2-6	0-0	0-1-1	1	1	1	0	0	6
LSU	*	22	5-13	3-10	0-0	0-1-1	1	3	1	0	1	13
at Vanderbilt	*	19	3-8	2-6	2-2	0-1-1	4	1	1	0	0	10
Ole Miss	*	22	3-7	1-4	2-2	1-0-1	0	3	0	0	1	9
at Alabama	*	22	0-7	0-5	2-3	1-1-2	0	3	1	0	0	2
at Mississippi St.		19	2-8	2-7	1-2	0-2-2	2	1	3	0	0	7
Vanderbilt		15	0-5	0-5	1-2	0-3-3	1	2	1	0	0	1
at Ole Miss		15	2-5	1-4	1-2	0-0-0	1	3	1	0	0	6
Alabama		15	1-6	1-5	3-4	1-0-1	0	1	0	0	1	6
at Florida		15	0-5	0-2	0-0	0-2-2	2	1	0	0	0	0
South Carolina		10	1-3	0-2	0-0	0-2-2	0	3	0	0	1	2
Kentucky		15	1-5	0-3	2-3	0-2-2	0	0	0	0	1	4
at Georgia	*	28	5-10	5-8	0-0	0-1-1	1	3	1	0	0	15
at Tennessee	*	21	2-5	1-3	0-0	0-0-0	4	2	1	0	0	5
Mississippi State	*	21	0-1	0-0	0-0	0-1-1	1	1	1	0	2	0
at Missouri	*	22	3-5	1-3	2-2	0-2-2	2	5	0	0	1	9
Georgia												

HOLLOWAY'S CAREER STATISTICS

SEASON	TEAM	GP-GS	MIN/AVG	Field Goals		3-Point		F-Throws		Rebounds				Scoring						
				FG-FGA	FG%	3FG-3FGA	3FG%	FT-FTA	FT%	OFF	DEF	TOT	AVG	PF-FO	A	TO	BLK	STL	PTS	AVG
2023-24	AUB	30-21	610/20.3	74-231	.320	50-159	.314	39-51	.765	6	38	44	1.5	39-0	84	25	1	12	237	7.9
TOTAL		30-21	610/20.3	74-231	.320	50-159	.314	39-51	.765	6	38	44	1.5	39-0	84	25	1	12	237	7.9

2

JAYLIN WILLIAMS
 F | 6-8 | 245 | Gr.
 Nahunta, Ga.
 (Brantley County HS)



SEASON SUPERLATIVES

Points: 24 vs. Indiana (12/9/23)
Field Goals Made: 9 vs. Chattanooga (12/30/23)
Field Goals Attempted: 14 vs. Indiana (12/9/23)
3-Point Field Goals Made: 5 vs. South Carolina (2/14/24)
3-Point Field Goals Attempted: 7 vs. South Carolina (2/14/24)
Free Throws Made: 9 vs. Alabama (2/7/24)
Free Throws Attempted: 10 vs. Alabama (2/7/24)
Rebounds: 11 at Alabama (1/24/24)
Assists: 7 vs. Indiana (12/9/23)
Blocks: 2 (five times)
Steals: 3 vs. Alabama A&M (11/21/23)
Minutes Played: 35 vs. Texas A&M (1/9/24)
Double-Figure Games: 19
20-Point Games: 8
10-Rebound Games: 2
5-Steal Games: None
Double-Doubles: 1
Dunks: 28

CAREER SUPERLATIVES

Points: 26 vs. Alabama (2/7/24)
Field Goals Made: 9 vs. Chattanooga (12/30/23), vs. Georgia (2/2/21)
Field Goals Attempted: 15 vs. Mississippi State (1/14/23)
3-Point Field Goals Made: 6 at Ole Miss (1/6/21)
3-Point Field Goals Attempted: 10 at Ole Miss (1/6/21)
Free Throws Made: 9 vs. Alabama (2/7/24)
Free Throws Attempted: 10 vs. Alabama (2/7/24), vs. Tennessee (2/27/21)
Rebounds: 11 (three times)
Assists: 8 vs. Memphis (12/12/20)
Blocks: 5 at Georgia (1/13/21)
Steals: 4 vs. Texas Southern (11/18/22)
Minutes Played: 37 vs. Saint Joseph's (11/26/20)
Double-Figure Games: 61
20-Point Games: 12
10-Rebound Games: 5
Double-Doubles: 2
Dunks: 73

CAREER HONORS

- SEC Player of the Week (12/11/13)
- 2023 Legends Classic All-Tournament Team
- Three-Time SEC Academic Honor Roll (2020-21, 2021-22 and 2022-23)
- 2022-23 SEC Community Service Team
- 2022 Cancun Challenge Tournament MVP (Riviera Division)
- 2022 Cancun Challenge All-Tournament Team (Riviera Division)

2023-24 GAME-BY-GAME STATISTICS

Opponent	GS	Min.	FG-A	3FG-A	FT-A	O-D-T	PF	A	TO	BLK	STL	PTS
vs. Baylor	*	26	2-6	0-1	0-0	2-4-6	1	1	2	1	0	4
SE Louisiana	*	21	2-7	2-5	3-4	2-1-3	1	2	1	2	1	9
vs. Notre Dame	*	22	5-9	1-3	0-0	1-6-7	0	2	1	2	0	11
vs. St. Bonaventure*		22	4-6	0-1	3-3	3-7-10	2	1	2	0	1	11
Alabama A&M	*	18	3-4	1-2	3-4	1-5-6	0	1	0	1	3	10
Virginia Tech	*	13	1-4	0-1	1-1	2-3-5	4	2	1	0	2	3
at App State	*	22	3-5	0-1	0-1	0-3-3	2	0	1	0	0	6
vs. Indiana	*	29	8-14	2-4	6-9	2-4-6	3	7	0	1	1	24
vs. UNC Asheville	*	18	3-6	0-0	2-2	1-3-4	1	3	2	0	2	8
USC	*	26	6-9	2-4	0-1	0-3-3	2	2	0	0	0	14
Alabama State	*	20	7-10	0-3	6-6	0-3-3	2	1	2	0	1	20
Chattanooga	*	18	9-9	2-2	1-1	3-2-5	0	1	1	0	1	21
Penn	*	28	3-7	2-5	0-0	2-1-3	0	3	1	1	0	8
at Arkansas	*	25	5-9	1-3	0-0	0-3-3	0	1	1	0	0	11
Texas A&M	*	35	8-10	1-2	5-5	1-7-8	2	3	1	0	0	22
LSU	*	24	2-2	2-2	3-5	1-6-7	3	3	2	0	1	9
at Vanderbilt	*	28	7-7	2-2	5-5	2-6-8	1	3	1	1	1	21
Ole Miss	*	22	5-7	1-1	2-2	1-0-1	2	1	1	1	0	13
at Alabama	*	29	3-9	0-3	1-2	2-9-11	1	0	2	0	1	7
at Mississippi St.	*	26	3-11	0-4	4-4	2-3-5	0	3	1	0	1	10
Vanderbilt	*	27	7-9	3-4	4-6	1-1-2	3	4	1	0	1	21
at Ole Miss	*	28	6-11	1-4	3-4	2-3-5	2	2	3	0	0	16
Alabama	*	31	8-13	1-3	9-10	1-5-6	3	1	0	2	1	26
at Florida	*	21	3-10	0-1	0-0	0-0-0	1	0	2	0	0	6
South Carolina	*	24	8-11	5-7	2-2	1-1-2	3	1	0	0	2	23
Kentucky	*	24	1-5	0-2	1-2	0-0-0	0	1	1	0	1	3
at Georgia												
at Tennessee		20	4-9	1-4	3-3	1-2-3	3	4	0	0	1	12
Mississippi State	*	22	1-3	0-1	8-8	0-3-3	3	3	1	2	0	10
at Missouri	*	25	5-7	0-1	5-5	0-2-2	1	0	1	2	0	15
Georgia												

WILLIAMS' CAREER STATISTICS

SEASON	TEAM	GP-GS	MIN/AVG	Field Goals		3-Point		F-Throws		Rebounds				Scoring						
				FG-FGA	FG%	3FG-3FGA	3FG%	FT-FTA	FT%	OFF	DEF	TOT	AVG	PF-FO	A	TO	BLK	STL	PTS	AVG
2019-20	AUB	14-0	100/7.1	15-28	.536	1-9	.111	3-3	1.000	8	17	25	1.8	12-0	6	6	5	6	34	2.4
2020-21	AUB	27-27	713/26.4	116-224	.518	32-94	.340	31-49	.633	36	91	127	4.7	66-0	54	49	39	18	295	10.9
2021-22	AUB	33-0	462/14.0	72-151	.477	15-51	.294	27-33	.818	33	55	88	2.7	57-1	27	30	16	8	186	5.6
2022-23	AUB	33-33	918/27.8	136-292	.466	40-113	.354	56-73	.767	41	113	154	4.7	78-2	74	39	25	35	368	11.2
2023-24	AUB	29-28	699/24.1	132-229	.576	30-76	.395	80-95	.842	34	96	130	4.5	46-0	56	32	16	22	374	12.9
TOTAL		136-88	2892/21.3	471-924	.510	118-343	.344	197-253	.779	152	372	524	3.9	259-3	217	156	101	89	1257	9.2

3

TRE DONALDSON

G | 6-3 | 200 | So.

Tallahassee, Fla.

(Florida State Univ. School)



SEASON SUPERLATIVES

Points: 15 vs. UNC Asheville (12/13/23)
Field Goals Made: 6 vs. UNC Asheville (12/13/23)
FG Attempted: 12 at Appalachian State (12/3/23)
3-Point Field Goals Made: 3 at Missouri (3/5/24)
3-Point Field Goals Attempted: 5 (three times)
Free Throws Made: 4 (three times)
Free Throws Attempted: 4 (four times)
Rebounds: 7 (three times)
Assists: 6 (three times)
Blocks: None
Steals: 2 (five times)
Minutes Played: 25 at Ole Miss (2/3/24)
Double-Figure Games: 9
20-Point Games: None
10-Rebound Games: None
5-Steal Games: None
Double-Doubles: None
Dunks: 2

CAREER SUPERLATIVES

Points: 15 vs. UNC Asheville (12/13/23)
Field Goals Made: 6 vs. UNC Asheville (12/13/23)
Field Goals Attempted: 12 at Appalachian State (12/3/23)
3-Point Field Goals Made: 3 at Missouri (3/5/24), vs. Iowa (3/16/23)
3-Point Field Goals Attempted: 5 (three times)
Free Throws Made: 4 (three times)
Free Throws Attempted: 4 (four times)
Rebounds: 7 (three times)
Assists: 7 at Washington (12/21/22)
Blocks: 1 vs. Houston (3/18/23)
Steals: 4 at USC (12/18/22)
Minutes Played: 25 at Ole Miss (2/3/24)
Double-Figure Games: 11
20-Point Games: None
10-Rebound Games: None
Double-Doubles: None
Dunks: 4

CAREER HONORS

• 2022-23 First-Year SEC Academic Honor Roll

2023-24 GAME-BY-GAME STATISTICS

Opponent	GS	Min.	FG-A	3FG-A	FT-A	O-D-T	PF	A	TO	BLK	STL	PTS
vs. Baylor	*	14	2-3	0-1	2-2	0-3-3	4	1	4	0	0	6
SE Louisiana	*	18	1-4	1-2	0-0	0-3-3	2	4	1	0	0	3
vs. Notre Dame		16	4-6	2-4	0-0	0-1-1	2	5	0	0	1	10
vs. St. Bonaventure		16	1-2	1-2	0-0	0-0-0	0	3	3	0	0	3
Alabama A&M	*	21	2-5	0-1	2-2	1-2-3	1	3	3	0	0	6
Virginia Tech		18	4-6	1-1	0-0	2-0-2	0	3	0	0	1	9
at App State		23	5-12	2-5	0-0	2-1-3	1	5	2	0	1	12
vs. Indiana		18	4-7	2-4	0-0	0-7-7	1	3	0	0	2	10
vs. UNC Asheville		19	6-8	0-2	3-4	0-0-0	2	2	1	0	0	15
USC		16	3-4	0-0	1-1	0-2-2	0	5	1	0	2	7
Alabama State		20	2-5	1-2	0-1	0-3-3	1	4	3	0	1	5
Chattanooga		16	1-3	0-1	4-4	1-1-2	0	4	0	0	0	6
Penn		21	2-9	2-5	0-0	1-3-4	0	3	0	0	1	6
at Arkansas		20	5-6	1-1	0-0	0-7-7	1	4	1	0	0	11
Texas A&M		21	1-5	0-3	2-2	0-0-0	0	6	3	0	0	4
LSU		17	3-5	0-1	4-4	1-2-3	0	3	1	0	2	10
at Vanderbilt		21	2-3	1-2	0-0	0-2-2	3	0	3	0	0	5
Ole Miss		17	1-2	1-2	0-0	0-0-0	1	3	1	0	1	3
at Alabama		18	3-5	2-3	0-0	0-1-1	0	3	0	0	1	8
at Mississippi St.	*	21	2-5	0-1	2-3	0-3-3	1	2	1	0	2	6
Vanderbilt	*	23	1-5	0-1	0-0	2-5-7	1	5	4	0	2	2
at Ole Miss	*	25	4-8	2-3	0-0	0-0-0	0	6	1	0	1	10
Alabama	*	23	5-9	0-0	4-4	1-5-6	1	4	2	0	1	14
at Florida	*	24	2-5	0-3	0-0	0-3-3	1	2	3	0	1	4
South Carolina	*	20	5-8	0-0	1-1	0-0-0	1	4	0	0	2	11
Kentucky	*	11	0-3	0-1	1-2	0-3-3	4	0	2	0	1	1
at Georgia		12	0-2	0-1	0-1	0-2-2	1	0	0	0	0	0
at Tennessee		17	0-1	0-0	0-0	0-1-1	2	3	1	0	1	0
Mississippi State		19	2-6	0-1	0-0	0-0-0	3	6	0	0	0	4
at Missouri		19	3-9	3-5	0-0	0-2-2	3	2	0	0	1	9
Georgia												

DONALDSON'S CAREER STATISTICS

SEASON	TEAM	GP-GS	MIN/AVG	Field Goals		3-Point		F-Throws		Rebounds				Scoring						
				FG-FGA	FG%	3FG-3FGA	3FG%	FT-FTA	FT%	OFF	DEF	TOT	AVG	PF-FO	A	TO	BLK	STL	PTS	AVG
2022-23	AUB	32-0	337/10.5	28-73	.384	13-32	.406	11-20	.550	3	43	46	1.4	32-1	39	19	1	21	80	2.5
2023-24	AUB	30-10	569/19.0	76-161	.472	22-58	.379	26-31	.839	11	62	73	2.4	37-0	98	41	0	25	200	6.7
TOTAL		62-10	906/14.6	104-234	.444	35-90	.389	37-51	.725	14	105	119	1.9	69-1	137	60	1	46	280	4.5

4

JOHNI BROOME
 F/C | 6-10 | 240 | Jr.
 Plant City, Fla.
 (Morehead State)



SEASON SUPERLATIVES

Points: 30 vs. Virginia Tech (11/29/23)
Field Goals Made: 11 at Alabama (1/24/24), vs. Virginia Tech (11/29/23)
Field Goals Attempted: 19 vs. Virginia Tech (11/29/23)
3-Point Field Goals Made: 4 vs. South Carolina (2/14/24)
3-Point Field Goals Attempted: 5 at Tennessee (2/28/24), vs. South Carolina (2/14/24)
Free Throws Made: 9 vs. Alabama (2/7/24)
Free Throws Attempted: 13 vs. Virginia Tech (11/29/23)
Rebounds: 14 at Alabama (1/24/24)
Assists: 7 at Ole Miss (2/3/24)
Blocks: 5 (three times)
Steals: 3 (four times)
Minutes Played: 34 at Mississippi State (1/27/24)
Double-Figure Games: 28
30-Point Games: 1
20-Point Games: 6
10-Rebound Games: 11
Double-Doubles: 11
Dunks: 23

CAREER SUPERLATIVES

Points: 32 vs. Murray State (3/5/22)
Field Goals Made: 13 vs. Murray State (3/5/22)
Field Goals Attempted: 21 at Xavier (12/15/21)
3-Point Field Goals Made: 4 vs. South Carolina (2/14/24)
3-Point Field Goals Attempted: 5 (three times)
Free Throws Made: 9 vs. Alabama (2/7/24), vs. Presbyterian (12/6/21)
Free Throws Attempted: 16 vs. Houston (3/18/23)
Rebounds: 18 vs. Georgia (2/1/23), vs. Belmont (1/20/22)
Assists: 7 at Ole Miss (2/3/24)
Blocks: 12 vs. UT Martin (2/16/22)
Steals: 4 vs. Colgate (12/2/22)
Minutes Played: 37 at Murray State (1/29/22)
Double-Figure Games: 111
30-Point Games: 2
20-Point Games: 28
10-Rebound Games: 57
Double-Doubles: 57
Dunks: 92

CAREER HONORS

- USBWA Oscar Robertson National Player of the Week (Feb. 5, 2024)
- SEC Player of the Week (Feb. 5, 2024)
- 2023-24 John R. Wooden Player of the Year Award Late Season Top 20 Watch List
- 2023 Legends Classic MVP and All-Tournament Team
- 2023-24 Naismith Trophy Player of the Year Watch List
- 2023-24 Preseason All-SEC First Team (Coaches and Media)
- 2023-24 Kareem Abdul-Jabbar Center of the Year Award Top 10 Watch List
- 2022-23 All-SEC Second Team
- 2022-23 USBWA All-District IV Team
- 2022 Cancun Challenge All-Tournament Team (Riviera Division)
- 2022-23 First-Year SEC Academic Honor Roll
- 2023 NABC Honors Court
- Two-Time NABC All-District 18 First Team (2020-21 and 2021-22)
- 2021-22 Ohio Valley Conference Defensive Player of the Year
- 2020-21 OVC Freshman of the Year
- Two-Time All-OVC First Team (2020-21 and 2021-22)
- Two-Time OVC All-Tournament Team (2020-21 and 2021-22)

2023-24 GAME-BY-GAME STATISTICS

Opponent	GS	Min.	FG-A	3FG-A	FT-A	O-D-T	PF	A	TO	BLK	STL	PTS
vs. Baylor	*	25	4-10	2-3	6-10	5-6-11	6	2	1	1	0	16
SE Louisiana	*	24	7-12	1-1	3-3	2-9-11	4	2	2	2	1	18
vs. Notre Dame	*	19	7-11	1-2	0-1	2-4-6	4	4	3	1	0	15
vs. St. Bonaventure*		21	7-11	0-2	4-11	1-4-5	3	1	2	0	0	18
Alabama A&M		21	3-7	0-2	4-6	2-3-5	2	2	2	0	1	10
Virginia Tech	*	26	11-19	0-2	8-13	7-6-13	1	0	2	3	1	30
at App State	*	27	10-16	0-3	1-7	4-9-13	2	1	2	2	0	21
vs. Indiana	*	21	1-6	0-1	0-0	2-5-7	4	3	1	2	2	2
vs. UNC Asheville	*	20	2-3	0-1	2-3	2-4-5	1	3	0	1	1	6
USC	*	23	4-14	0-2	3-3	1-2-3	0	0	0	4	0	11
Alabama State	*	23	5-9	0-2	6-9	3-10-13	2	1	4	3	3	16
Chattanooga	*	20	9-12	0-1	0-1	2-6-8	2	0	1	4	0	18
Penn	*	28	9-10	3-4	3-4	1-11-12	1	2	2	3	1	24
at Arkansas	*	25	7-13	0-2	0-0	3-5-8	1	3	2	2	2	14
Texas A&M	*	28	1-4	0-0	8-10	1-6-7	1	2	2	4	0	10
LSU	*	22	6-12	1-1	5-6	2-5-7	4	1	0	0	3	18
at Vanderbilt	*	24	6-12	0-2	3-5	5-7-12	2	2	1	1	3	15
Ole Miss	*	21	5-9	1-2	2-2	2-3-5	2	2	4	1	3	13
at Alabama	*	25	11-17	1-2	2-2	4-10-14	5	1	1	5	0	25
at Mississippi St.	*	34	5-7	1-1	3-3	0-7-7	2	2	1	3	1	14
Vanderbilt	*	24	7-11	2-2	0-0	3-8-11	2	4	1	5	1	16
at Ole Miss	*	25	7-13	1-3	0-2	2-7-9	4	7	1	3	0	15
Alabama	*	26	7-16	1-4	9-11	1-6-7	0	2	1	5	2	24
at Florida	*	28	6-11	1-2	1-8	1-6-7	3	1	2	2	0	14
South Carolina	*	22	8-15	4-5	1-3	0-2-2	1	0	0	2	0	21
Kentucky	*	31	5-13	0-3	4-4	6-5-11	4	2	1	3	1	14
at Georgia	*	26	7-10	1-2	1-4	5-8-13	3	2	3	2	0	16
at Tennessee	*	33	9-16	2-5	3-7	2-7-9	0	5	3	1	2	23
Mississippi State	*	25	7-13	1-2	2-4	2-4-6	3	1	1	1	0	25
at Missouri	*	24	7-14	0-2	3-5	3-5-8	2	2	1	3	0	17
Georgia												

BROOME'S CAREER STATISTICS

SEASON	TEAM	GP-GS	MIN/AVG	Field Goals		3-Point		F-Throws		Rebounds				Scoring						
				FG-FGA	FG%	3FG-3FGA	3FG%	FT-FTA	FT%	OFF	DEF	TOT	AVG	PF-FO	A	TO	BLK	STL	PTS	AVG
2020-21	More	30-27	776/25.9	172-302	.570	0-0	.000	68-110	.618	91	179	270	9.0	61-0	20	57	56	18	412	13.7
2021-22	More	34-34	961/28.3	244-440	.555	0-5	.000	84-132	.636	112	246	358	10.5	84-1	41	81	131	24	572	16.8
2022-23	AUB	33-33	875/26.5	194-368	.527	9-31	.290	70-125	.560	96	181	277	8.4	99-4	44	57	78	29	467	14.2
2023-24	AUB	30-29	745/24.8	190-346	.549	24-66	.364	87-147	.592	76	180	256	8.5	71-2	60	47	69	28	491	16.4
TOTAL FOR AUB		63-62	1620/25.7	384-714	.538	33-97	.340	157-272	.577	172	361	533	8.5	170-6	104	104	147	57	958	15.2
TOTAL		127-123	3357/26.4	800-1456	.549	33-102	.324	309-514	.601	375	786	1161	9.1	315-7	165	242	334	99	1942	15.3

5

CHRIS MOORE
 F | 6-6 | 220 | Sr.
 West Memphis, Ark.
 (West Memphis HS)



SEASON SUPERLATIVES

Points: 10 vs. Notre Dame (11/16/23)
Field Goals Made: 3 vs. UNC Asheville (12/13/23), vs. Notre Dame (11/16/23)
Field Goals Attempted: 4 (three times)
3-Point Field Goals Made: 1 (three times)
3-Point Field Goals Attempted: 2 at Mississippi State (1/27/24)
Free Throws Made: 4 vs. Alabama State (12/22/23)
Free Throws Attempted: 4 (three times)
Rebounds: 5 (three times)
Assists: 5 vs. Chattanooga (12/30/23)
Blocks: 2 vs. Baylor (11/7/23)
Steals: 3 vs. Alabama (2/7/24)
Minutes Played: 23 vs. Alabama A&M (11/21/23), vs. Baylor (11/7/23)
Double-Figure Games: 1
20-Point Games: None
10-Rebound Games: None
5-Steal Games: None
Double-Doubles: None
Dunks: 2

CAREER SUPERLATIVES

Points: 16 vs. ULM (11/12/21)
Field Goals Made: 5 at Washington (12/21/22), vs. ULM (11/12/21)
Field Goals Attempted: 9 vs. ULM (11/12/21)
3-Point Field Goals Made:
 3 vs. Texas Southern (11/18/22), vs. Missouri (1/26/21)
3-Point Field Goals Attempted:
 4 vs. Georgia (2/1/23), vs. Texas Southern (11/18/22)
Free Throws Made: 6 vs. ULM (11/12/21)
Free Throws Attempted: 6 at USC (12/18/22), vs. ULM (11/12/21)
Rebounds: 7 vs. Texas Southern (11/18/22)
Assists: 5 vs. Chattanooga (12/30/23)
Blocks: 2 vs. Baylor (11/7/23), vs. Yale (12/4/21)
Steals: 3 (three times)
Minutes Played: 25 at Alabama (3/1/23), vs. Florida (12/28/22)
Double-Figure Games: 6
20-Point Games: None
10-Rebound Games: None
Double-Doubles: None
Dunks: 10

2023-24 GAME-BY-GAME STATISTICS

Opponent	GS	Min.	FG-A	3FG-A	FT-A	O-D-T	PF	A	TO	BLK	STL	PTS
vs. Baylor	*	23	2-4	0-0	0-0	0-2-2	4	1	0	2	0	4
SE Louisiana	*	12	1-2	0-1	0-0	1-1-2	0	1	1	1	0	2
vs. Notre Dame	*	22	3-4	1-1	3-4	3-1-4	0	2	0	0	0	10
vs. St. Bonaventure*	20	1-3	0-1	1-1	1-2-3	0	2	2	0	0	0	3
Alabama A&M	*	23	0-1	0-1	0-0	1-4-5	2	2	0	1	0	0
Virginia Tech	*	20	0-2	0-1	0-2	1-0-1	2	0	1	1	0	0
at App State	*	13	0-0	0-0	2-2	2-0-2	1	1	2	0	0	2
vs. Indiana	*	11	1-3	0-1	0-0	0-2-2	1	0	0	0	0	2
vs. UNC Asheville	*	10	3-4	0-1	0-0	0-0-0	0	0	0	0	2	6
USC	*	10	0-2	0-1	3-4	1-1-2	4	1	1	1	0	3
Alabama State	*	14	1-2	0-1	4-4	0-0-0	0	0	0	0	0	6
Chattanooga	*	18	2-2	0-0	2-2	1-0-1	2	5	1	0	0	6
Penn	*	14	1-2	0-1	0-0	0-0-0	1	0	1	0	2	2
at Arkansas	*	14	0-1	0-0	0-0	1-0-1	0	0	2	0	1	0
Texas A&M	*	11	0-2	0-1	0-0	0-0-0	0	0	0	0	0	0
LSU	*	8	0-1	0-1	0-0	0-0-0	1	1	0	1	0	0
at Vanderbilt	*	10	1-3	0-1	0-0	0-0-0	1	1	0	0	0	2
Ole Miss	*	15	1-2	0-0	0-0	0-0-0	0	0	1	0	0	2
at Alabama	*	10	1-1	1-1	0-0	0-0-0	1	0	0	0	0	3
at Mississippi St.	*	11	0-2	0-2	0-0	0-0-0	2	0	0	1	0	0
Vanderbilt	*	12	0-3	0-0	0-0	2-3-5	1	0	0	1	0	0
at Ole Miss	*	11	1-2	1-1	0-0	0-2-2	0	0	0	0	0	3
Alabama	*	15	0-1	0-1	0-0	4-1-5	3	3	2	1	3	0
at Florida	*	11	0-1	0-0	0-0	1-0-1	0	0	0	0	0	0
South Carolina	*	14	0-0	0-0	0-0	2-1-3	1	1	0	0	0	0
Kentucky	*	12	0-1	0-1	1-2	1-1-2	1	0	1	0	1	1
at Georgia	3	0-0	0-0	0-0	0-0-0	0	0	0	0	0	0	0
at Tennessee	DNP											
Mississippi State	6	0-1	0-0	0-0	0-0-0	0	0	0	0	1	0	0
at Missouri	13	2-3	0-1	0-0	2-1-3	1	1	0	0	0	0	4
Georgia												

MOORE'S CAREER STATISTICS

SEASON	TEAM	GP-GS	MIN/AVG	Field Goals		3-Point		F-Throws		Rebounds				Scoring						
				FG-FGA	FG%	3FG-3FGA	3FG%	FT-FTA	FT%	OFF	DEF	TOT	AVG	PF-FO	A	TO	BLK	STL	PTS	AVG
2020-21	AUB	25-0	281/11.3	27-48	.563	6-15	.400	11-19	.579	28	23	51	2.0	28-0	12	18	6	8	71	2.8
2021-22	AUB	25-0	185/7.4	16-37	.432	0-5	.000	10-15	.667	20	15	35	1.4	19-0	6	15	4	8	42	1.7
2022-23	AUB	31-16	448/14.5	37-75	.493	9-22	.409	25-35	.714	36	30	66	2.1	47-0	19	21	9	15	108	3.5
2023-24	AUB	29-26	391/13.5	21-55	.382	3-20	.150	16-21	.762	24	22	46	1.6	29-0	22	15	10	10	61	2.1
TOTAL		110-42	1306/11.9	101-215	.470	18-62	.290	62-90	.689	108	90	198	1.8	123-0	59	69	29	41	282	2.6

10

CHAD BAKER-MAZARA

G/F | 6-7 | 180 | Jr.

Santo Domingo, Dominican Republic
(NW Florida State College)



SEASON SUPERLATIVES

Points: 25 at Georgia (2/24/24)
Field Goals Made: 8 at Georgia (2/24/24)
Field Goals Attempted: 12 at Georgia (2/24/24)
3-Point Field Goals Made: 3 (four times)
3-Point Field Goals Attempted: 6 at Ole Miss (2/3/24)
Free Throws Made: 9 vs. Kentucky (2/17/24)
Free Throws Attempted: 11 vs. Alabama (2/7/24)
Rebounds: 9 at Ole Miss (2/3/24)
Assists: 6 vs. Alabama A&M (1/21/23)
Blocks: 2 vs. Mississippi State (3/2/24), vs. Texas A&M (1/9/24)
Steals: 5 vs. LSU (1/13/24)
Minutes Played: 28 at Florida (2/10/24), vs. LSU (1/13/24)
Double-Figure Games: 18
20-Point Games: 1
10-Rebound Games: None
5-Steal Games: 1
Double-Doubles: None
Dunks: 7

CAREER SUPERLATIVES

Points: 25 at Georgia (2/24/24)
Field Goals Made: 8 at Georgia (2/24/24), at Fordham (1/27/21)
Field Goals Attempted: 15 at Fordham (1/27/21)
3-Point Field Goals Made: 7 at Fordham (1/27/21)
3-Point Field Goals Attempted: 11 at Fordham (1/27/21)
Free Throws Made: 9 vs. Kentucky (2/17/24)
Free Throws Attempted: 11 vs. Alabama (2/7/24)
Rebounds: 9 at Ole Miss (2/3/24)
Assists: 6 vs. Alabama A&M (1/21/23)
Blocks: 3 vs. Rhode Island (2/27/21)
Steals: 5 vs. LSU (1/13/24)
Minutes Played: 34 vs. Rhode Island (1/20/21)
Double-Figure Games: 31
20-Point Games: 4
10-Rebound Games: None
5-Steal Games: 1
Double-Doubles: None
Dunks: 20

CAREER HONORS

- 2023 NJCAA Region 8 Most Outstanding Player
- 2023 NJCAA Region 8 All-Tournament Team
- 2023 All-Panhandle Conference First Team
- 2021-22 Mountain West Conference Sixth Man of the Year

2023-24 GAME-BY-GAME STATISTICS

Opponent	GS	Min.	FG-A	3FG-A	FT-A	O-D-T	PF	A	TO	BLK	STL	PTS
vs. Baylor	12	2-4	0-0	3-3	2-0-2	4	0	1	0	2	7	
SE Louisiana	23	3-6	1-3	5-6	0-6-6	3	1	0	0	1	12	
vs. Notre Dame	18	2-3	0-1	2-3	0-2-2	0	1	1	1	1	6	
vs. St. Bonaventure	20	2-4	1-2	0-0	2-1-3	3	2	0	1	0	5	
Alabama A&M	20	1-4	1-3	3-4	1-3-4	2	6	1	0	1	6	
Virginia Tech	23	5-10	0-3	5-5	2-2-4	3	3	0	1	2	15	
at App State	18	2-9	1-5	2-2	1-3-4	3	3	1	0	0	7	
vs. Indiana	22	4-8	1-2	2-2	1-0-1	1	4	0	0	1	11	
vs. UNC Asheville	19	3-6	3-3	2-2	1-6-7	0	1	1	1	0	11	
USC	22	1-3	0-1	5-6	1-3-4	1	0	0	0	1	7	
Alabama State	18	1-5	0-2	1-1	1-2-3	1	3	1	1	0	3	
Chattanooga	15	4-7	3-5	2-2	0-1-1	2	2	1	0	1	13	
Penn	19	5-10	1-3	5-6	1-0-1	2	0	0	1	0	16	
at Arkansas	21	5-9	2-3	4-4	1-3-4	2	3	0	0	0	16	
Texas A&M	27	1-6	0-3	0-1	2-2-4	4	1	3	2	2	2	
LSU	28	5-10	3-4	6-6	0-2-2	3	3	1	1	5	19	
at Vanderbilt	24	2-6	1-4	0-0	0-0-0	1	3	2	0	0	5	
Ole Miss	13	2-2	1-1	0-0	0-1-1	1	2	1	0	1	5	
at Alabama	20	3-8	0-2	5-7	0-0-0	3	0	2	1	3	11	
at Mississippi St.	23	1-6	1-3	0-0	1-5-6	3	1	2	0	1	3	
Vanderbilt	20	4-8	1-3	2-2	1-4-5	4	4	0	0	0	11	
at Ole Miss	26	5-10	3-6	2-2	1-8-9	4	2	1	1	0	15	
Alabama	20	2-5	1-2	8-11	3-3-6	4	2	0	0	1	13	
at Florida	28	1-5	0-1	4-4	1-6-7	4	4	2	0	0	6	
South Carolina	15	4-4	2-2	0-0	0-5-5	3	3	3	0	0	10	
Kentucky	26	2-3	1-1	9-9	1-5-6	1	3	2	1	1	14	
at Georgia	* 27	8-12	2-3	7-7	1-4-5	3	4	0	1	2	25	
at Tennessee	* 31	3-10	2-4	5-6	1-0-1	2	3	4	0	3	13	
Mississippi State	* 27	4-7	1-2	1-2	1-2-3	5	4	4	2	2	10	
at Missouri	* 27	4-9	3-5	4-4	2-5-7	1	0	1	1	1	15	
Georgia												

BAKER-MAZARA'S CAREER STATISTICS

SEASON	TEAM	GP-GS	MIN/AVG	Field Goals		3-Point		F-Throws		Rebounds				Scoring						
				FG-FGA	FG%	3FG-3FGA	3FG%	FT-FTA	FT%	OFF	DEF	TOT	AVG	PF-FO	A	TO	BLK	STL	PTS	AVG
2020-21	DU	15-13	364/24.3	46-105	.438	25-60	.417	26-32	.813	10	33	43	2.9	45-4	17	13	13	15	143	9.5
2021-22	SDSU	31-0	399/12.9	66-157	.420	22-56	.393	44-49	.898	9	54	63	2.0	45-0	18	23	14	21	198	6.4
2023-24	AUB	30-4	660/22.0	91-199	.457	36-82	.439	94-107	.879	29	84	113	3.8	73-1	68	35	15	33	312	10.4
TOTAL FOR AUB		30-4	660/22.0	91-199	.457	36-82	.439	94-107	.879	29	84	113	3.8	73-1	68	35	15	33	312	10.4
TOTAL		76-17	1424/18.7	203-461	.440	83-198	.419	164-188	.872	48	171	219	2.9	163-5	103	71	42	69	653	8.6

12

DENVER JONES

G | 6-4 | 205 | Jr.
New Market, Ala.
(FIU)



SEASON SUPERLATIVES

Points: 19 vs. Vanderbilt (1/31/24)
Field Goals Made: 6 vs. Vanderbilt (1/31/24)
Field Goals Attempted: 11 (three times)
3-Point FG Made: 4 vs. Vanderbilt (1/31/24)
3-Point Field Goals Attempted: 8 vs. Vanderbilt (1/31/24)
Free Throws Made: 6 vs. USC (12/17/23), vs. Virginia Tech (11/29/23)
Free Throws Att.: 6 vs. USC (12/17/23), vs. Virginia Tech (11/29/23)
Rebounds: 5 vs. UNC Asheville (12/13/23), vs. Virginia Tech (11/29/23)
Assists: 4 (three times)
Blocks: 1 at Georgia (2/24/24), at Arkansas (1/6/24)
Steals: 3 at Alabama (1/24/24)
Minutes Played: 28 vs. Mississippi State (3/2/24), vs. Kentucky (2/17/24)
Double-Figure Games: 12
20-Point Games: None
10-Rebound Games: None
5-Steal Games: None
Double-Doubles: None
Dunks: 2

CAREER SUPERLATIVES

Points: 30 at Rice (3/4/23)
Field Goals Made: 10 (three times)
Field Goals Attempted: 23 vs. Louisiana Tech (3/8/23)
3-Point Field Goals Made: 7 vs. Southern Miss (2/3/22)
3-Point Field Goals Attempted: 11 at UTSA (1/21/23)
Free Throws Made: 11 vs. UAB (1/7/23)
Free Throws Attempted: 12 vs. Rice (2/19/22)
Rebounds: 13 at Eastern Michigan (12/11/21)
Assists: 6 (three times)
Blocks: 1 (five times)
Steals: 4 (six times)
Minutes Played: 47 at Eastern Michigan (12/11/21)
Double-Figure Games: 58
30-Point Games: 1
20-Point Games: 19
10-Rebound Games: 1
Double-Doubles: 1
Dunks: 11

CAREER HONORS

- 2022-23 All-Conference USA First Team
- Conference USA Freshman of the Week (Dec. 13, 2021)
- 2020-21 Jayhawk Conference Freshman of the Year
- 2020-21 NJCAA All-Region 6 Second Team
- 2020-21 All-Jayhawk Conference First Team

2023-24 GAME-BY-GAME STATISTICS

Opponent	GS	Min.	FG-A	3FG-A	FT-A	O-D-T	PF	A	TO	BLK	STL	PTS
vs. Baylor	*	24	4-10	3-5	2-2	0-1-1	2	2	2	0	1	13
SE Louisiana	*	22	2-5	1-3	3-4	0-2-2	1	4	2	0	0	8
vs. Notre Dame	*	18	1-5	0-2	0-0	0-2-2	0	1	1	0	1	2
vs. St. Bonaventure*	*	21	3-4	3-3	3-4	1-1-2	0	3	0	0	0	12
Alabama A&M		17	3-6	1-4	1-1	0-2-2	2	0	1	0	1	8
Virginia Tech	*	24	1-4	0-2	6-6	1-4-5	0	1	0	0	1	8
at App State	*	17	0-5	0-3	0-0	1-3-4	0	4	0	0	0	0
vs. Indiana	*	18	3-6	2-4	4-4	0-1-1	0	2	1	0	0	12
vs. UNC Asheville	*	23	4-8	1-4	0-0	0-5-5	2	1	2	0	0	9
USC	*	23	2-4	2-2	6-6	1-2-3	3	1	1	0	1	12
Alabama State	*	23	1-5	0-2	1-1	1-1-2	1	0	2	0	1	3
Chattanooga	*	19	2-5	1-4	0-0	1-2-3	0	2	2	0	1	5
Penn	*	16	4-9	2-7	2-2	1-0-1	1	1	0	0	0	12
at Arkansas	*	19	2-5	1-1	2-3	0-0-0	0	1	0	1	1	7
Texas A&M	*	19	0-4	0-3	2-2	0-0-0	2	1	0	0	2	2
LSU	*	19	2-5	0-1	0-0	0-1-1	0	2	0	0	1	4
at Vanderbilt	*	23	1-5	1-3	0-0	3-1-4	1	2	0	0	1	3
Ole Miss	*	20	2-4	1-2	0-0	0-1-1	1	1	1	0	0	5
at Alabama	*	21	3-8	1-5	2-2	1-1-2	1	1	2	0	3	9
at Mississippi St.	*	20	2-6	2-3	2-2	0-0-0	1	2	0	0	0	8
Vanderbilt	*	24	6-11	4-8	3-4	0-0-0	0	0	0	0	0	19
at Ole Miss	*	26	4-8	2-5	1-1	2-1-3	1	1	3	0	1	11
Alabama	*	17	1-2	0-1	2-2	0-0-0	0	0	0	0	0	4
at Florida	*	19	3-6	1-2	3-4	1-0-1	0	1	0	0	0	10
South Carolina	*	25	2-6	0-1	3-3	1-0-1	0	1	2	0	0	6
Kentucky	*	28	3-11	3-7	3-4	1-3-4	0	2	2	0	0	12
at Georgia	*	19	3-4	2-3	0-0	0-0-0	3	0	0	1	0	8
at Tennessee	*	25	3-4	1-2	4-4	0-3-3	4	0	0	0	1	11
Mississippi State	*	28	5-11	3-5	2-2	0-4-4	1	1	1	0	2	15
at Missouri	*	22	3-5	0-2	4-4	1-0-1	3	4	1	0	1	10
Georgia												

JONES' CAREER STATISTICS

SEASON	TEAM	GP-GS		Field Goals		3-Point		F-Throws		Rebounds				Scoring												
		GP	GS	FG-FGA	FG%	3FG-3FGA	3FG%	FT-FTA	FT%	OFF	DEF	TOT	AVG	PF-FO	A	TO	BLK	STL	PTS	AVG						
2021-22	FIU	31	7	832	26.8	114	294	.388	49	142	.345	112	125	.896	22	93	115	3.7	45	0	71	52	2	28	389	12.5
2022-23	FIU	28	28	935	33.4	187	391	.478	59	159	.371	131	155	.845	25	82	107	3.8	45	1	56	90	1	49	564	20.1
2023-24	AUB	30	28	644	21.5	75	181	.414	38	99	.384	61	67	.910	17	41	58	1.9	33	0	42	26	2	20	249	8.3
TOTAL FOR AUB		30-28		644/21.5		75-181		.414		38-99		.384		.910	17	41	58	1.9	33-0	42	26	2	20	249	8.3	
TOTAL		89-63		2411/27.1		376-866		.434		146-400		.365		.876	64	216	280	3.1	123-1	169	168	5	97	1202	13.5	

20

CARTER SOBERA

G | 6-5 | 210 | Sr.
Birmingham, Ala.
Mountain Brook HS



SEASON SUPERLATIVES

Points: None
Field Goals Made: None
Field Goals Attempted:
 1 vs. Vanderbilt (1/31/24), vs. Alabama State (12/22/23)
3-Point Field Goals Made: None
3-Point Field Goals Attempted: None
Free Throws Made: None
Free Throws Attempted: None
Rebounds: 2 vs. South Carolina (2/14/24)
Assists: None
Blocks: None
Steals: None
Minutes Played: 2 (five times)
Double-Figure Games: None
20-Point Games: None
10-Rebound Games: None
5-Steal Games: None
Double-Doubles: None
Dunks: None

CAREER SUPERLATIVES

Points: 3 vs. Alabama (2/1/22)
Field Goals Made: 1 vs. Alabama (2/1/22)
Field Goals Attempted: 1 (three times)
3-Point Field Goals Made: None
3-Point Field Goals Attempted: None
Free Throws Made: 1 vs. Alabama (2/1/22)
Free Throws Attempted: 2 vs. Yale (12/4/21)
Rebounds: 2 vs. South Carolina (2/14/24), vs. Yale (12/4/21)
Assists: None
Blocks: None
Steals: 1 vs. Yale (12/4/21)
Minutes Played: 2 (six times)
20-Point Games: None
10-Rebound Games: None
Double-Doubles: None
Dunks: None

CAREER HONORS

- 2023 NABC Honors Court
- Two-Time SEC Academic Honor Roll (2021-22 and 2022-23)

2023-24 GAME-BY-GAME STATISTICS

Opponent	GS	Min.	FG-A	3FG-A	FT-A	O-D-T	PF	A	TO	BLK	STL	PTS
vs. Baylor	DNP											
SE Louisiana	DNP											
vs. Notre Dame	1	0-0	0-0	0-0	0-0-0	0	0	0	0	0	0	0
vs. St. Bonaventure	DNP											
Alabama A&M	2	0-0	0-0	0-0	0-1-1	0	0	0	0	0	0	0
Virginia Tech	1	0-0	0-0	0-0	0-0-0	0	0	0	0	0	0	0
at App State	DNP											
vs. Indiana	2	0-0	0-0	0-0	0-0-0	0	0	0	0	0	0	0
vs. UNC Asheville	1	0-0	0-0	0-0	0-0-0	0	0	0	0	0	0	0
USC	DNP											
Alabama State	1	0-1	0-0	0-0	0-0-0	0	0	0	0	0	0	0
Chattanooga	2	0-0	0-0	0-0	0-0-0	0	0	0	0	0	0	0
Penn	1	0-0	0-0	0-0	0-0-0	0	0	0	0	0	0	0
at Arkansas	DNP											
Texas A&M	DNP											
LSU	DNP											
at Vanderbilt	DNP											
Ole Miss	1	0-0	0-0	0-0	0-1-1	0	0	0	0	0	0	0
at Alabama	DNP											
at Mississippi St.	DNP											
Vanderbilt	2	0-1	0-0	0-0	1-0-1	0	0	0	0	0	0	0
at Ole Miss	DNP											
Alabama	1	0-0	0-0	0-0	0-0-0	0	0	0	0	0	0	0
at Florida	DNP											
South Carolina	2	0-0	0-0	0-0	0-2-2	0	0	0	0	0	0	0
Kentucky	DNP											
at Georgia	DNP											
at Tennessee	DNP											
Mississippi State	DNP											
at Missouri	DNP											
Georgia												

SOBERA'S CAREER STATISTICS

SEASON	TEAM	GP-GS	MIN/AVG	Field Goals		3-Point		F-Throws		Rebounds				Scoring						
				FG-FGA	FG%	3FG-3FGA	3FG%	FT-FTA	FT%	OFF	DEF	TOT	AVG	PF	FO	A	TO	BLK	STL	PTS
2021-22	AUB	4-0	6/1.6	1-1	1.000	0-0	.000	1-3	.333	0	4	4	1.0	1-0	0	1	0	1	3	0.8
2022-23	AUB	3-0	2/0.6	0-0	.000	0-0	.000	0-0	.000	0	0	0	0.0	0-0	0	0	0	0	0	0.0
2023-24	AUB	12-0	18/1.5	0-2	.000	0-0	.000	0-0	.000	1	4	5	0.4	0-0	0	0	0	0	0	0.0
TOTAL		19-0	26/1.4	1-3	.333	0-0	.000	1-3	.333	1	8	9	0.5	1-0	0	1	0	1	3	0.2

23

ADDARIN SCOTT

F | 6-9 | 207 | Jr.
Dallas, Texas
(Navarro College)



SEASON SUPERLATIVES

Points: 2 vs. Ole Miss (1/20/24), vs. Alabama A&M (11/21/23)
Field Goals Made: 1 vs. Vanderbilt (1/31/24), vs. Ole Miss (1/20/24)
Field Goals Attempted: 1 vs. Vanderbilt (1/31/24), vs. Ole Miss (1/20/24)
3-Point Field Goals Made: None
3-Point Field Goals Attempted: None
Free Throws Made: 2 vs. Alabama A&M (11/21/23)
Free Throws Attempted: 2 vs. Alabama A&M (11/21/23)
Rebounds: 2 vs. Chattanooga (12/30/23)
Assists: 1 at Arkansas (1/6/24)
Blocks: 2 vs. Ole Miss (1/20/24)
Steals: None
Minutes Played: 2 (six times)
Double-Figure Games: None
20-Point Games: None
10-Rebound Games: None
5-Steal Games: None
Double-Doubles: None
Dunks: 1

CAREER SUPERLATIVES

Points: 2 vs. Ole Miss (1/20/24), vs. Alabama A&M (11/21/23)
Field Goals Made: 1 vs. Vanderbilt (1/31/24), vs. Ole Miss (1/20/24)
Field Goals Attempted: 1 vs. Vanderbilt (1/31/24), vs. Ole Miss (1/20/24)
3-Point Field Goals Made: None
3-Point Field Goals Attempted: None
Free Throws Made: 2 vs. Alabama A&M (11/21/23)
Free Throws Attempted: 2 vs. Alabama A&M (11/21/23)
Rebounds: 2 vs. Chattanooga (12/30/23)
Assists: 1 at Arkansas (1/6/24)
Blocks: 2 vs. Ole Miss (1/20/24)
Steals: None
Minutes Played: 2 (six times)
Double-Figure Games: None
20-Point Games: None
10-Rebound Games: None
5-Steal Games: None
Double-Doubles: None
Dunks: 1

2023-24 GAME-BY-GAME STATISTICS

Opponent	GS	Min.	FG-A	3FG-A	FT-A	O-D-T	PF	A	TO	BLK	STL	PTS
vs. Baylor	DNP											
SE Louisiana	DNP											
vs. Notre Dame	1		0-0	0-0	0-0	0-0-0	0	0	0	0	0	0
vs. St. Bonaventure	DNP											
Alabama A&M	2		0-0	0-0	2-2	2-0-2	1	0	1	0	0	2
Virginia Tech	1		0-0	0-0	0-0	0-0-0	0	0	0	0	0	0
at App State	DNP											
vs. Indiana	2		0-0	0-0	0-0	0-0-0	0	0	0	0	0	0
vs. UNC Asheville	1		0-0	0-0	0-0	0-0-0	0	0	0	0	0	0
USC	DNP											
Alabama State	1		0-0	0-0	0-0	0-0-0	0	0	0	0	0	0
Chattanooga	2		0-0	0-0	0-0	0-2-2	0	0	0	0	0	0
Penn	1		0-0	0-0	0-0	0-0-0	0	0	0	0	0	0
at Arkansas	2		0-0	0-0	0-0	0-1-1	0	1	0	0	0	0
Texas A&M	DNP											
LSU	DNP											
at Vanderbilt	DNP											
Ole Miss	1		1-1	0-0	0-0	0-0-0	1	0	0	2	0	2
at Alabama	DNP											
at Mississippi St.	DNP											
Vanderbilt	2		1-1	0-0	0-0	0-0-0	2	0	1	0	0	2
at Ole Miss	DNP											
Alabama	1		0-0	0-0	0-0	0-0-0	0	0	0	0	0	0
at Florida	DNP											
South Carolina	2		0-0	0-0	0-0	0-0-0	0	0	0	0	0	0
Kentucky	DNP											
at Georgia	DNP											
at Tennessee	DNP											
Mississippi State	DNP											
at Missouri	DNP											
Georgia												

SCOTT'S CAREER STATISTICS

SEASON	TEAM	GP-GS	MIN/AVG	Field Goals		3-Point		F-Throws		Rebounds				Scoring						
				FG-FGA	FG%	3FG-3FGA	3FG%	FT-FTA	FT%	OFF	DEF	TOT	AVG	PF-FO	A	TO	BLK	STL	PTS	AVG
2023-24	AUB	12-0	19/1.6	0-3	.000	0-0	.000	8-13	.615	0	1	1	0.1	0-0	1	1	0	1	8	0.7
TOTAL		12-0	19/1.6	0-3	.000	0-0	.000	8-13	.615	0	1	1	0.1	0-0	1	1	0	1	8	0.7

24

LIOR BERMAN

G | 6-4 | 210 | Gr.
Birmingham, Ala.
(Mountain Brook HS)



SEASON SUPERLATIVES

Points: 5 (five times)
Field Goals Made: 2 (three times)
Field Goals Attempted: 4 vs. Chattanooga (12/30/23)
3-Point Field Goals Made: 1 (six times)
3-Point Field Goals Attempted: 2 (five times)
Free Throws Made: 3 vs. Vanderbilt (1/31/24)
Free Throws Attempted: 3 vs. Vanderbilt (1/31/24)
Rebounds: 3 (five times)
Assists: 1 (seven times)
Blocks: 1 vs. Alabama A&M (11/21/23)
Steals: 1 at Tennessee (2/28/24), vs. South Carolina (2/14/24)
Minutes Played: 14 at Appalachian State (12/3/23)
Double-Figure Games: None
20-Point Games: None
10-Rebound Games: None
5-Steal Games: None
Double-Doubles: None
Dunks: None

CAREER SUPERLATIVES

Points: 8 (four times)
Field Goals Made: 3 (four times)
Field Goals Attempted: 6 vs. Nebraska (12/11/21)
3-Point Field Goals Made: 2 (six times)
3-Point Field Goals Attempted: 4 (three times)
Free Throws Made: 3 vs. Vanderbilt (1/31/24)
Free Throws Attempted: 3 vs. Vanderbilt (1/31/24)
Rebounds: 4 vs. Texas A&M (1/25/23), vs. North Alabama (12/14/21)
Assists: 1 (16 times)
Blocks: 1 vs. Alabama A&M (11/21/23), vs. North Alabama (12/14/21)
Steals: 1 (15 times)
Minutes Played: 19 vs. Nebraska (12/11/21)
Double-Figure Games: None
20-Point Games: None
10-Rebound Games: None
Double-Doubles: None
Dunks: 1

CAREER HONORS

- Three-Time SEC Academic Honor Roll (2020-21, 2021-22 and 2022-23)
- 2022 CSC Academic All-District Team
- Three-Time NABC Honors Court (2021, 2022 and 2023)
- 2019-20 First-Year SEC Academic Honor Roll

2023-24 GAME-BY-GAME STATISTICS

Opponent	GS	Min.	FG-A	3FG-A	FT-A	O-D-T	PF	A	TO	BLK	STL	PTS
vs. Baylor	4	0-0	0-0	0-0	0-0	0-0-0	1	0	0	0	0	0
SE Louisiana	2	0-1	0-1	0-0	0-0-0	0	0	0	0	0	0	0
vs. Notre Dame	5	0-0	0-0	0-0	1-2-3	2	0	0	0	0	0	0
vs. St. Bonaventure	DNP											
Alabama A&M	6	0-0	0-0	0-2	0-1-1	0	0	0	1	0	0	0
Virginia Tech	5	0-0	0-0	0-0	0-1-1	0	0	0	0	0	0	0
at App State	14	1-2	0-1	0-0	3-0-3	0	0	0	0	0	0	2
vs. Indiana	8	1-3	1-2	0-0	0-1-1	1	1	0	0	0	0	3
vs. UNC Asheville	9	2-3	1-2	0-0	0-1-1	1	0	0	0	0	0	5
USC	7	1-1	0-0	1-2	1-0-1	2	1	0	0	0	0	3
Alabama State	7	0-0	0-0	2-2	1-1-2	0	0	1	0	0	0	2
Chattanooga	7	0-4	0-1	1-2	1-2-3	1	0	0	0	0	0	1
Penn	5	0-0	0-0	0-0	0-0-0	0	0	0	0	0	0	0
at Arkansas	6	1-2	0-1	0-0	0-1-1	1	1	0	0	0	0	2
Texas A&M	2	0-0	0-0	0-0	0-0-0	0	0	0	0	0	0	0
LSU	4	0-1	0-1	0-0	0-0-0	0	0	1	0	0	0	0
at Vanderbilt	5	1-1	1-1	2-2	1-1-2	1	0	0	0	0	0	5
Ole Miss	10	1-2	1-2	1-2	1-2-3	3	0	0	0	0	0	4
at Alabama	7	0-2	0-0	0-0	1-0-1	0	0	0	0	0	0	0
at Mississippi St.	3	0-1	0-0	0-0	0-0-0	0	0	0	0	0	0	0
Vanderbilt	8	1-2	0-0	3-3	0-2-2	1	0	0	0	0	0	5
at Ole Miss	2	0-0	0-0	0-0	0-0-0	0	0	0	0	0	0	0
Alabama	5	0-1	0-0	0-0	0-0-0	2	1	0	0	0	0	0
at Florida	1	0-1	0-1	0-0	0-0-0	0	0	0	0	0	0	0
South Carolina	9	1-1	0-0	0-0	0-1-1	1	1	0	0	0	1	2
Kentucky	3	0-0	0-0	0-0	1-0-1	0	0	0	0	0	0	0
at Georgia	13	2-2	0-0	0-0	0-1-1	2	1	1	0	0	0	4
at Tennessee	9	2-3	1-2	0-0	1-2-3	1	1	1	0	1	5	5
Mississippi State	9	2-3	1-2	0-0	0-0-0	0	0	1	0	0	0	5
at Missouri	DNP											
Georgia												

BERMAN'S CAREER STATISTICS

SEASON	TEAM	GP-GS	MIN/AVG	Field Goals		3-Point		F-Throws		Rebounds				Scoring								
				FG-FGA	FG%	3FG-3FGA	3FG%	FT-FTA	FT%	OFF	DEF	TOT	AVG	PF-FO	A	TO	BLK	STL	PTS	AVG		
2019-20	AUB	2-0	3/1.4	0-1	.000	0-0	.000	0-0	.000	0	0	0	0.0	0-0	0	0	0	0	0	0	0	0.0
2020-21	AUB	11-0	29/2.7	4-12	.333	4-11	.364	1-1	1.000	0	2	2	0.2	1-0	0	0	0	0	0	13	1.2	
2021-22	AUB	20-0	166/8.3	16-40	.400	8-17	.471	0-1	.000	8	6	14	0.7	18-0	6	3	1	5	40	2.0		
2022-23	AUB	25-0	236/9.4	20-49	.408	11-31	.355	3-5	.600	12	17	29	1.2	31-0	3	8	0	8	54	2.2		
2023-24	AUB	28-0	180/6.4	16-36	.444	6-17	.353	10-15	.667	12	20	32	1.1	20-0	7	5	1	2	48	1.7		
TOTAL		86-0	614/7.1	56-138	.406	29-76	.382	14-22	.636	32	45	77	0.9	70-0	16	16	2	15	155	1.8		

31

CHANEY JOHNSON

F | 6-7 | 220 | Jr.
Alabaster, Ala.
(UAH)



SEASON SUPERLATIVES

Points: 16 at Georgia (2/24/24)
Field Goals Made: 6 at Georgia (2/24/24), vs. Alabama A&M (11/21/23)
Field Goals Attempted: 11 vs. Southeastern Louisiana (11/10/23)
3-Point Field Goals Made: 2 vs. Mississippi State (3/2/24)
3-Point Field Goals Attempted: 3 at Georgia (2/24/24), vs. Southeastern Louisiana (11/10/23)
Free Throws Made: 5 at Missouri (3/5/24)
Free Throws Attempted: 6 at Missouri (3/5/24)
Rebounds: 11 vs. Southeastern Louisiana (11/10/23)
Assists: 2 (five times)
Blocks: 2 at Tennessee (2/28/24), vs. Virginia Tech (11/29/23)
Steals: 3 vs. Chattanooga (12/30/23)
Minutes Played: 27 at Georgia (2/24/24)
Double-Figure Games: 2
20-Point Games: None
10-Rebound Games: 2
5-Steal Games: None
Double-Doubles: None
Dunks: 11

CAREER HONORS

- 2023 Alabama Sports Writers Association Small College Athlete of the Year
- 2023 Gulf South Conference Player of the Year
- Two-Time NABC Division II All-District South Team (2022 and 2023)
- Two-Time All-Gulf South Conference First Team (2022 and 2023)
- Three-Time GSC Academic Honor Roll (2020-21, 2021-22, 2022-23)

2023-24 GAME-BY-GAME STATISTICS

Opponent	GS	Min.	FG-A	3FG-A	FT-A	O-D-T	PF	A	TO	BLK	STL	PTS
vs. Baylor	13	1-3	0-0	0-0	1-2-3	2	1	0	0	0	2	
SE Louisiana	18	2-11	0-3	0-0	7-4-11	1	1	3	1	1	4	
vs. Notre Dame	13	2-2	0-0	0-0	0-4-4	5	1	0	0	0	4	
vs. St. Bonaventure	19	0-3	0-2	0-0	0-5-5	2	0	2	0	2	0	
Alabama A&M	17	6-8	0-1	3-4	0-4-4	3	0	1	1	2	15	
Virginia Tech	18	1-4	1-1	0-0	1-2-3	3	1	2	2	0	3	
at App State	18	1-1	0-0	0-2	1-3-4	2	0	0	0	1	2	
vs. Indiana	7	0-0	0-0	0-0	0-0-0	4	0	0	0	0	0	
vs. UNC Asheville	20	3-5	0-1	2-2	2-2-4	4	2	0	1	0	8	
USC	14	1-3	0-1	1-1	1-2-3	2	0	1	0	1	3	
Alabama State	18	1-2	0-0	2-4	3-2-5	2	1	1	0	0	4	
Chattanooga	20	3-4	1-1	0-0	1-4-5	2	2	2	1	3	7	
Penn	14	0-2	0-1	0-0	1-0-1	0	0	1	0	0	0	
at Arkansas	15	2-5	1-1	0-0	0-3-3	3	0	0	0	0	5	
Texas A&M	5	0-3	0-1	0-0	1-1-2	3	0	2	0	0	0	
LSU	15	3-4	1-2	0-0	0-1-1	1	0	1	0	1	7	
at Vanderbilt	11	0-2	0-1	0-0	0-1-1	3	0	0	1	1	0	
Ole Miss	18	3-4	0-0	0-0	0-5-5	2	2	1	1	0	6	
at Alabama	11	0-1	0-0	0-0	0-2-2	2	0	0	0	1	0	
at Mississippi St.	14	3-4	0-1	2-2	1-1-2	0	0	0	1	0	8	
Vanderbilt	10	1-3	0-2	0-0	1-1-2	3	1	2	0	0	2	
at Ole Miss	12	2-2	0-0	0-0	1-3-4	2	0	1	0	0	4	
Alabama	7	0-0	0-0	0-0	0-2-2	4	0	0	0	1	0	
at Florida	18	3-4	0-1	3-3	3-7-10	3	0	1	0	0	9	
South Carolina	13	2-3	0-1	2-2	0-2-2	0	2	0	0	1	6	
Kentucky	16	0-2	0-2	0-1	0-2-2	2	1	0	0	0	0	
at Georgia	* 27	6-9	1-3	3-4	0-4-4	3	1	0	0	1	16	
at Tennessee	* 19	2-4	0-0	1-3	1-5-6	2	0	4	2	0	5	
Mississippi State	18	3-4	2-2	0-0	0-2-2	2	2	1	1	0	8	
at Missouri	15	1-2	0-0	5-6	0-6-6	3	0	1	1	0	7	
Georgia												

CAREER SUPERLATIVES (DIVISION II and DIVISION I)

Points: 35 vs. Embry-Riddle (11/7/21)
Field Goals Made: 13 vs. Embry-Riddle (11/7/21)
Field Goals Attempted: 23 vs. Lee (2/12/22)
3-Point Field Goals Made: 5 vs. Embry-Riddle (11/7/21)
3-Point Field Goals Attempted: 6 vs. Embry-Riddle (11/7/21)
Free Throws Made: 10 vs. Mississippi College (2/4/23)
Free Throws Attempted: 14 vs. Mississippi College (2/4/23)
Rebounds: 12 vs. Lee (12/2/22), vs. West Georgia (3/1/22)
Assists: 6 vs. Montevallo (1/18/23)
Blocks: 3 at Nova Southeastern (3/14/23), Christian Brothers (1/13/22)
Steals: 4 vs. Union (3/6/22)
Minutes Played: 38 at West Alabama (11/28/22)
Double-Figure Games: 69
30-Point Games: 1
20-Point Games: 17
10-Rebound Games: 8
Double-Doubles: 5
Dunks: 75


JOHNSON'S CAREER STATISTICS (DIVISION II and DIVISION I)

SEASON	TEAM	GP-GS	MIN/AVG	Field Goals		3-Point		F-Throws		Rebounds				Scoring						
				FG-FGA	FG%	3FG-3FGA	3FG%	FT-FTA	FT%	OFF	DEF	TOT	AVG	PF-FO	A	TO	BLK	STL	PTS	AVG
2020-21	UAH	19-0	220/11.6	31-72	.431	11-28	.393	10-20	.500	12	25	37	1.9	31-0	4	19	2	6	83	4.4
2021-22	UAH	33-31	781/23.7	218-372	.586	32-69	.464	86-115	.748	61	126	187	5.7	100-9	39	75	22	26	554	16.8
2022-23	UAH	35-35	891/25.5	203-392	.518	24-81	.296	128-167	.766	49	182	231	6.6	69-1	55	74	18	39	558	15.9
2023-24	AUB	30-2	457/15.2	52-104	.500	7-28	.250	24-34	.706	26	82	108	3.6	70-1	18	27	13	16	135	4.5
TOTAL FOR AUB		30-2	457/15.2	52-104	.500	7-28	.250	24-34	.706	26	82	108	3.6	70-1	18	27	13	16	135	4.5
TOTAL		117-68	2350/20.1	504-940	.536	74-206	.359	248-336	.738	148	415	563	4.8	270-11	116	195	55	87	1330	11.4

44

DYLAN CARDWELL

G | 6-11 | 255 | Sr.
Augusta, Ga.
(McEachern HS)



SEASON SUPERLATIVES

Points: 12 (three times)
Field Goals Made: 5 at Missouri (3/5/24), vs. Ole Miss (1/20/24)
Field Goals Attempted: 7 at Vanderbilt (1/17/24)
3-Point Field Goals Made: 1 at Missouri (3/5/24), at Georgia (2/24/24)
3-Point Field Goals Attempted: 2 at Georgia (2/24/24)
Free Throws Made: 6 vs. St. Bonaventure (11/17/23)
Free Throws Attempted: 6 vs. St. Bonaventure (11/17/23)
Rebounds: 9 vs. Chattanooga (12/30/23), vs. Alabama A&M (11/21/23)
Assists: 5 vs. South Carolina (2/14/24)
Blocks: 5 vs. LSU (1/13/24), vs. Baylor (11/7/23)
Steals: 3 vs. USC (12/17/23)
Minutes Played: 24 at Georgia (2/24/24)
Double-Figure Games: 4
20-Point Games: None
10-Rebound Games: None
5-Block Games: 2
Double-Doubles: None
Dunks: 37

CAREER SUPERLATIVES

Points: 12 (three times)
Field Goals Made: 5 (four times)
Field Goals Attempted: 8 vs. Missouri (2/14/23)
3-Point Field Goals Made: 1 (three times)
3-Point Field Goals Attempted: 2 at Georgia (2/24/24)
Free Throws Made: 6 vs. St. Bonaventure (11/17/23), vs. Missouri (1/26/21)
Free Throws Attempted: 7 vs. Missouri (1/26/21)
Rebounds: 10 vs. Missouri (2/14/23)
Assists: 5 vs. South Carolina (2/14/24)
Blocks: 5 (four times)
Steals: 4 at South Carolina (1/4/22)
Minutes Played: 29 vs. Ole Miss (2/6/21)
Double-Figure Games: 6
20-Point Games: None
10-Rebound Games: 1
5-Block Games: 4
Double-Doubles: None
Dunks: 104

CAREER HONORS

- 2022-23 CSC Academic All-District Team
- 2023 NABC Honors Court
- 2021-22 SEC Community Service Team
- Two-Time SEC Academic Honor Roll (2021-22 and 2022-23)
- 2020-21 First-Year SEC Academic Honor Roll

2023-24 GAME-BY-GAME STATISTICS

Opponent	GS	Min.	FG-A	3FG-A	FT-A	O-D-T	PF	A	TO	BLK	STL	PTS
vs. Baylor	14	2-3	0-0	1-3	2-2-4	4	4	0	5	1	5	
SE Louisiana	16	3-3	0-0	0-0	2-2-4	3	0	0	1	0	6	
vs. Notre Dame	15	1-2	0-0	0-0	1-0-1	2	1	4	1	2	2	
vs. St. Bonaventure	16	1-2	0-0	6-6	2-2-4	3	2	0	0	0	8	
Alabama A&M *	17	3-5	0-0	0-0	5-4-9	0	2	3	2	1	6	
Virginia Tech	12	0-0	0-0	2-5	0-0-0	1	2	0	0	0	2	
at App State	13	2-3	0-0	0-0	3-1-4	3	0	1	0	0	4	
vs. Indiana	17	1-2	0-0	0-0	4-4-8	1	0	0	0	1	2	
vs. UNC Asheville	18	3-6	0-0	0-0	1-0-1	2	0	0	1	0	6	
USC	17	4-5	0-1	3-4	2-3-5	3	2	0	2	3	11	
Alabama State	16	2-2	0-0	0-0	0-1-1	1	0	0	2	1	4	
Chattanooga	18	3-5	0-0	1-2	4-5-9	1	1	1	3	1	7	
Penn	9	3-3	0-0	0-0	1-2-3	4	0	0	0	0	6	
at Arkansas	13	3-3	0-0	0-2	3-5-8	3	0	0	2	0	6	
Texas A&M	12	3-3	0-0	0-0	1-4-5	2	2	0	0	1	6	
LSU	17	1-2	0-0	3-4	3-3-6	2	3	1	5	1	5	
at Vanderbilt	15	4-7	0-0	4-4	3-3-6	1	0	1	2	1	12	
Ole Miss	18	5-6	0-0	2-2	2-1-3	1	3	4	0	1	12	
at Alabama	14	1-2	0-0	0-0	2-1-3	3	1	1	3	1	2	
at Mississippi St.	6	0-0	0-0	0-0	0-0-0	4	0	0	1	0	0	
Vanderbilt	13	0-2	0-1	0-2	0-3-3	2	0	0	0	1	0	
at Ole Miss	14	0-1	0-0	0-0	1-1-2	0	1	0	2	1	0	
Alabama	13	1-1	0-0	2-2	0-3-3	4	0	0	3	0	4	
at Florida	11	2-2	0-0	0-1	4-0-4	3	1	2	0	0	4	
South Carolina	15	2-3	0-0	4-4	0-0-0	4	5	0	4	0	8	
Kentucky	8	2-2	0-0	0-3	1-0-1	1	1	1	0	0	4	
at Georgia	24	2-3	1-2	0-0	0-3-3	3	2	1	1	0	5	
at Tennessee	7	0-2	0-0	0-0	1-0-1	3	1	0	0	1	0	
Mississippi State	15	3-3	0-0	0-1	2-3-5	1	1	0	2	1	6	
at Missouri	16	5-5	1-1	1-2	4-2-6	4	0	3	1	0	12	
Georgia												

CARDWELL'S CAREER STATISTICS

SEASON	TEAM	GP-GS	MIN/AVG	Field Goals		3-Point		F-Throws		Rebounds				Scoring						
				FG-FGA	FG%	3FG-3FGA	3FG%	FT-FTA	FT%	OFF	DEF	TOT	AVG	PF-FO	A	TO	BLK	STL	PTS	AVG
2020-21	AUB	27-0	409/15.1	43-61	.705	1-1	1.000	16-28	.571	49	49	98	3.6	57-1	13	41	17	12	103	3.8
2021-22	AUB	34-0	394/11.6	49-71	.690	0-1	.000	4-10	.400	53	49	102	3.0	60-0	18	9	42	18	102	3.0
2022-23	AUB	32-1	428/13.4	56-75	.747	0-1	.000	7-22	.318	54	66	120	3.8	64-0	35	20	43	9	119	3.7
2023-24	AUB	30-1	436/14.5	62-88	.705	2-5	.400	29-47	.617	54	58	112	3.7	69-0	33	23	43	18	155	5.2
TOTAL		123-2	1666/13.5	210-295	.712	3-8	.375	56-107	.523	210	222	432	3.5	250-1	99	93	145	57	479	3.9

2023-24 OVERALL STATISTICS

Game Records

Record	Overall	Home	Away	Neutral
ALL GAMES	23-7	14-1	5-5	4-1
CONFERENCE	12-5	7-1	5-4	0-0
NON-CONFERENCE	11-2	7-0	0-1	4-1

Score by Periods

Team	1st	2nd	OT	TOT
Auburn	1224	1272	0	2496
Opponents	937	1110	0	2047

Team Box Score

No.	Player				Total		3-Point		F-Throw		Rebounds								PTS	AVG			
		GP-GS	MIN	AVG	FG-FGA	FG%	3FG-3FGA	3FG%	FT-FTA	FT%	OFF	DEF	TOT	AVG	PF	DQ	A	TO			BLK	STL	
4	BROOME, Johni	30-29	745:09	24.8	190-346	.549	24-66	.364	87-147	.592	76	180	256	8.5	71	2	60	47	69	28	491	16.4	
2	WILLIAMS, Jaylin	29-28	699:22	24.1	132-229	.576	30-76	.395	80-95	.842	34	96	130	4.5	46	0	56	32	16	22	374	12.9	
10	BAKER-MAZARA, Chad	30-4	660:16	22.0	91-199	.457	36-82	.439	94-107	.879	29	84	113	3.8	73	1	68	35	15	33	312	10.4	
12	JONES, Denver	30-28	644:10	21.5	75-181	.414	38-99	.384	61-67	.910	17	41	58	1.9	33	0	42	26	2	20	249	8.3	
1	HOLLOWAY, Aden	30-21	610:06	20.3	74-231	.320	50-159	.314	39-51	.765	6	38	44	1.5	39	0	84	25	1	12	237	7.9	
0	JOHNSON, K.D.	30-1	533:52	17.8	68-179	.380	23-83	.277	59-74	.797	8	41	49	1.6	77	3	40	26	7	37	218	7.3	
3	DONALDSON, Tre	30-10	569:01	19.0	76-161	.472	22-58	.379	26-31	.839	11	62	73	2.4	37	0	98	41	0	25	200	6.7	
44	CARDWELL, Dylan	30-1	435:35	14.5	62-88	.705	2-5	.400	29-47	.617	54	58	112	3.7	69	0	33	23	43	18	155	5.2	
31	JOHNSON, Chaney	30-2	457:14	15.2	52-104	.500	7-28	.250	24-34	.706	26	82	108	3.6	70	1	18	27	13	16	135	4.5	
5	MOORE, Chris	29-26	391:12	13.5	21-55	.382	3-20	.150	16-21	.762	24	22	46	1.6	29	0	22	15	10	10	61	2.1	
24	BERMAN, Lior	28-0	180:29	6.4	16-36	.444	6-17	.353	10-15	.667	12	20	32	1.1	20	0	7	5	1	2	48	1.7	
21	MUSCHALEK, Blake	12-0	18:49	1.6	0-3	.000	0-0	.000	8-13	.615	0	1	1	0.1	0	0	1	1	0	1	8	0.7	
23	SCOTT, Addarin	13-0	20:17	1.6	2-2	1.000	0-0	.000	2-2	1.000	2	3	5	0.4	4	0	1	2	3	0	6	0.5	
55	HARPER, Jalen	10-0	14:46	1.5	1-8	.125	0-2	.000	0-0	.000	0	0	0	0.0	2	0	1	0	0	0	2	0.2	
42	ALEXANDER, Haston	1-0	01:31	1.5	0-0	.000	0-0	.000	0-0	.000	0	1	1	1.0	1	0	0	0	0	0	0	0.0	
20	SOBERA, Carter	12-0	18:12	1.5	0-2	.000	0-0	.000	0-0	.000	1	4	5	0.4	0	0	0	0	0	0	0	0.0	
Team											48	62	110						12				
Total		30	6000		860-1824	.471	241-695	.347	535-704	.760	348	795	1143	38.1	571	7	531	317	180	224	2496	83.2	
Opponents		30	6000		670-1734	.386	182-596	.305	525-701	.749	337	685	1022	34.1	577	13	291	392	98	195	2047	68.2	

Team Statistics

	AUB	OPP
Scoring	2496	2047
Points per game	83.2	68.2
Scoring margin	+15.0	-
Field goals-att	860-1824	670-1734
Field goal pct	.471	.386
3 point fg-att	241-695	182-596
3-point FG pct	.347	.305
3-pt FG made per game	8.0	6.1
Free throws-att	535-704	525-701
Free throw pct	.760	.749
F-Throws made per game	17.8	17.5
Rebounds	1143	1022
Rebounds per game	38.1	34.1
Rebounding margin	+4.0	-
Assists	531	291
Assists per game	17.7	9.7
Turnovers	317	392
Turnovers per game	10.6	13.1
Turnover margin	+2.5	-
Assist/turnover ratio	1.7	0.7
Steals	224	195
Steals per game	7.5	6.5
Blocks	180	98
Blocks per game	6.0	3.3
Winning streak	2	-
Home win streak	1	-
Attendance	136815	119535
Home games-Avg/Game	15-9121	10-11954
Neutral site-Avg/Game	-	5-5716

Team Results

Date	Opponent		Score	Att.
11/07/2023	vs Baylor	L	82-88	3028
11/10/2023	Southeastern La.	W	86-71	9121
11/16/2023	vs Notre Dame	W	83-59	5524
11/17/2023	vs St. Bonaventure	W	77-60	4849
11/21/2023	Alabama A&M	W	84-54	9121
11/29/2023	Virginia Tech	W	74-57	9121
12/03/2023	at App State	L	64-69	7037
12/09/2023	vs Indiana	W	104-76	8623
12/13/2023	vs UNC Asheville	W	87-62	6556
12/17/2023	Southern California	W	91-75	9121
12/22/2023	Alabama St.	W	82-62	9121
12/30/2023	Chattanooga	W	101-66	9121
01/02/2024	Penn	W	88-68	9121
01/06/2024	at Arkansas	W	83-51	19200
01/09/2024	Texas A&M	W	66-55	9121
01/13/2024	LSU	W	93-78	9121
01/17/2024	at Vanderbilt	W	80-65	7099
01/20/2024	Ole Miss	W	82-59	9121
01/24/2024	at Alabama	L	75-79	13474
01/27/2024	at Mississippi St.	L	58-64	9175
01/31/2024	Vanderbilt	W	81-54	9121
02/03/2024	at Ole Miss	W	91-77	9631
02/07/2024	Alabama	W	99-81	9121
02/10/2024	at Florida	L	65-81	10808
02/14/2024	South Carolina	W	101-61	9121
02/17/2024	Kentucky	L	59-70	9121
02/24/2024	at Georgia	W	97-76	10523
02/28/2024	at Tennessee	L	84-92	22547
03/02/2024	Mississippi St.	W	78-63	9121
03/05/2024	at Missouri	W	101-74	10041

2023-24 CONFERENCE STATISTICS

Game Records

Record	Overall	Home	Away	Neutral
ALL GAMES	12-5	7-1	5-4	0-0
CONFERENCE	12-5	7-1	5-4	0-0
NON-CONFERENCE	0-0	0-0	0-0	0-0

Score by Periods

Team	1st	2nd	OT	TOT
Auburn	656	737	0	1393
Opponents	562	618	0	1180

Team Box Score

No.	Player				Total		3-Point		F-Throw		Rebounds											
		GP-GS	MIN	AVG	FG-FGA	FG%	3FG-3FGA	3FG%	FT-FTA	FT%	OFF	DEF	TOT	AVG	PF	DQ	A	TO	BLK	STL	PTS	AVG
4	BROOME, Johni	17-17	446:01	26.2	111-206	.539	17-40	.425	47-76	.618	42	101	143	8.4	39	1	39	25	43	18	286	16.8
2	WILLIAMS, Jaylin	16-15	414:12	25.9	76-133	.571	18-44	.409	55-63	.873	15	51	66	4.1	28	0	30	18	8	10	225	14.1
10	BAKER-MAZARA, Chad	17-4	406:57	23.9	56-120	.467	24-49	.490	57-65	.877	16	55	71	4.2	48	1	42	28	10	22	193	11.4
12	JONES, Denver	17-16	376:08	22.1	45-105	.429	22-54	.407	33-37	.892	10	15	25	1.5	21	0	20	12	2	13	145	8.5
0	JOHNSON, K.D.	17-1	316:56	18.6	36-104	.346	11-45	.244	36-45	.800	3	21	24	1.4	44	2	22	17	4	21	119	7.0
3	DONALDSON, Tre	17-7	330:37	19.4	39-87	.448	10-28	.357	14-17	.824	4	36	40	2.4	23	0	53	23	0	16	102	6.0
1	HOLLOWAY, Aden	17-10	320:25	18.8	32-108	.296	20-77	.260	16-22	.727	4	23	27	1.6	21	0	33	12	0	8	100	5.9
44	CARDWELL, Dylan	17-0	235:47	13.9	34-47	.723	2-4	.500	16-27	.593	27	32	59	3.5	41	0	21	14	27	8	86	5.1
31	JOHNSON, Chaney	17-2	246:06	14.5	31-56	.554	5-17	.294	16-21	.762	8	48	56	3.3	38	0	9	14	7	6	83	4.9
24	BERMAN, Lior	16-0	98:49	6.2	11-22	.500	4-10	.400	6-7	.857	5	11	16	1.0	12	0	5	4	0	2	32	2.0
5	MOORE, Chris	16-13	176:38	11.0	6-24	.250	2-10	.200	1-2	.500	13	9	22	1.4	12	0	7	6	4	6	15	0.9
23	SCOTT, Addarin	5-0	08:33	1.7	2-2	1.000	0-0	.000	0-0	.000	0	1	1	0.2	3	0	1	1	2	0	4	0.8
55	HARPER, Jalen	4-0	06:54	1.7	1-3	.333	0-0	.000	0-0	.000	0	0	0	0.0	1	0	1	0	0	0	2	0.5
21	MUSCHALEK, Blake	5-0	09:03	1.8	0-0	.000	0-0	.000	1-2	.500	0	1	1	0.2	0	0	1	1	0	0	1	0.2
20	SOBERA, Carter	4-0	06:54	1.7	0-1	.000	0-0	.000	0-0	.000	1	3	4	1.0	0	0	0	0	0	0	0	0.0
Team											34	31	65					8				
Total		17	3400		480-1018	.472	135-378	.357	298-384	.776	182	438	620	36.5	331	4	284	183	107	130	1393	81.9
Opponents		17	3400		380-987	.385	102-329	.310	318-423	.752	208	389	597	35.1	328	5	161	215	65	112	1180	69.4

Team Statistics

	AUB	OPP
Scoring	1393	1180
Points per game	81.9	69.4
Scoring margin	+12.5	-
Field goals-att	480-1018	380-987
Field goal pct	.472	.385
3 point fg-att	135-378	102-329
3-point FG pct	.357	.310
3-pt FG made per game	7.9	6.0
Free throws-att	298-384	318-423
Free throw pct	.776	.752
F-Throws made per game	17.5	18.7
Rebounds	620	597
Rebounds per game	36.5	35.1
Rebounding margin	+1.4	-
Assists	284	161
Assists per game	16.7	9.5
Turnovers	183	215
Turnovers per game	10.8	12.6
Turnover margin	+1.9	-
Assist/turnover ratio	1.6	0.7
Steals	130	112
Steals per game	7.6	6.6
Blocks	107	65
Blocks per game	6.3	3.8
Winning streak	2	-
Home win streak	1	-
Attendance	72968	112498
Home games-Avg/Game	8-9121	9-12500
Neutral site-Avg/Game	-	0-0

Team Results

Date	Opponent	Score	Att.
01/06/2024	at Arkansas	W 83-51	19200
01/09/2024	Texas A&M	W 66-55	9121
01/13/2024	LSU	W 93-78	9121
01/17/2024	at Vanderbilt	W 80-65	7099
01/20/2024	Ole Miss	W 82-59	9121
01/24/2024	at Alabama	L 75-79	13474
01/27/2024	at Mississippi St.	L 58-64	9175
01/31/2024	Vanderbilt	W 81-54	9121
02/03/2024	at Ole Miss	W 91-77	9631
02/07/2024	Alabama	W 99-81	9121
02/10/2024	at Florida	L 65-81	10808
02/14/2024	South Carolina	W 101-61	9121
02/17/2024	Kentucky	L 59-70	9121
02/24/2024	at Georgia	W 97-76	10523
02/28/2024	at Tennessee	L 84-92	22547
03/02/2024	Mississippi St.	W 78-63	9121
03/05/2024	at Missouri	W 101-74	10041

TEAM AND OPPONENT SUPERLATIVES

AUBURN GAME HIGHS

Auburn - Game Highs

POINTS	104	vs Indiana (N) (12/09/2023)
	101	at Missouri (03/05/2024)
	101	South Carolina (02/14/2024)
	101	Chattanooga (12/30/2023)
	99	Alabama (02/07/2024)
FIELD GOALS MADE	37	Chattanooga (12/30/2023)
	36	at Georgia (02/24/2024)
	36	South Carolina (02/14/2024)
FIELD GOAL ATTEMPTS	72	vs Indiana (N) (12/09/2023)
	70	at Arkansas (01/06/2024)
	70	Southeastern La. (11/10/2023)
FIELD GOAL PERCENTAGE	.621 (36-58)	at Georgia (02/24/2024)
	.610 (36-59)	South Carolina (02/14/2024)
3 PT FG MADE	14	at Georgia (02/24/2024)
	14	vs Indiana (N) (12/09/2023)
3 PT FG ATTEMPTS	35	Penn (01/02/2024)
	32	Southeastern La. (11/10/2023)
3 PT FG PERCENTAGE	.600 (12-20)	South Carolina (02/14/2024)
	.538 (14-26)	at Georgia (02/24/2024)
FREE THROWS MADE	40	Alabama (02/07/2024)
	27	LSU (01/13/2024)
FREE THROW ATTEMPTS	50	Alabama (02/07/2024)
	36	Virginia Tech (11/29/2023)
	36	Alabama A&M (11/21/2023)
FREE THROW PERCENTAGE	.909 (10-11)	Ole Miss (01/20/2024)
	.895 (17-19)	South Carolina (02/14/2024)
REBOUNDS	48	at App State (12/03/2023)
	48	Alabama A&M (11/21/2023)
ASSISTS	25	at Ole Miss (02/03/2024)
	25	vs Indiana (N) (12/09/2023)
STEALS	15	LSU (01/13/2024)
	13	Alabama (02/07/2024)
BLOCKED SHOTS	12	Alabama (02/07/2024)
	10	at Alabama (01/24/2024)
	10	vs Baylor (N) (11/07/2023)
TURNOVERS	18	Alabama St. (12/22/2023)
	16	at Tennessee (02/28/2024)
	16	Ole Miss (01/20/2024)
FOULS	32	vs Baylor (N) (11/07/2023)
	28	Alabama (02/07/2024)

OPPONENT GAME HIGHS

Opponent - Game Highs

POINTS	92	at Tennessee (02/28/2024)
	88	vs Baylor (N) (11/07/2023)
	81	at Florida (02/10/2024)
	81	Alabama (02/07/2024)
	79	at Alabama (01/24/2024)
FIELD GOALS MADE	28	at Tennessee (02/28/2024)
	28	at Ole Miss (02/03/2024)
FIELD GOAL ATTEMPTS	68	at Alabama (01/24/2024)
	67	at Florida (02/10/2024)
FIELD GOAL PERCENTAGE	.509 (28-55)	at Tennessee (02/28/2024)
	.452 (28-62)	at Ole Miss (02/03/2024)
3 PT FG MADE	11	at Alabama (01/24/2024)
	11	Chattanooga (12/30/2023)
3 PT FG ATTEMPTS	33	Chattanooga (12/30/2023)
	30	at Alabama (01/24/2024)
3 PT FG PERCENTAGE	.529 (9-17)	at Tennessee (02/28/2024)
	.474 (9-19)	vs Baylor (N) (11/07/2023)
FREE THROWS MADE	31	at Missouri (03/05/2024)
	28	Alabama (02/07/2024)
FREE THROW ATTEMPTS	35	at Missouri (03/05/2024)
	35	at Tennessee (02/28/2024)
	35	Alabama (02/07/2024)
FREE THROW PERCENTAGE	.886 (31-35)	at Missouri (03/05/2024)
	.875 (14-16)	Alabama St. (12/22/2023)
REBOUNDS	46	at Alabama (01/24/2024)
	45	at Mississippi St. (01/27/2024)
ASSISTS	20	at Ole Miss (02/03/2024)
	16	Chattanooga (12/30/2023)
STEALS	14	Alabama St. (12/22/2023)
	11	Texas A&M (01/09/2024)
BLOCKED SHOTS	7	at Florida (02/10/2024)
	6	at Missouri (03/05/2024)
	6	at Ole Miss (02/03/2024)
TURNOVERS	21	Virginia Tech (11/29/2023)
	19	Texas A&M (01/09/2024)
FOULS	33	Alabama (02/07/2024)
	26	Alabama A&M (11/21/2023)

AUBURN GAME LOWS

Auburn - Game Lows

POINTS	58	at Mississippi St. (01/27/2024)
	59	Kentucky (02/17/2024)
	64	at App State (12/03/2023)
	65	at Florida (02/10/2024)
	66	Texas A&M (01/09/2024)
FIELD GOALS MADE	17	Kentucky (02/17/2024)
	19	at Mississippi St. (01/27/2024)
FIELD GOAL ATTEMPTS	51	Texas A&M (01/09/2024)
	52	vs St. Bonaventure (N) (11/17/2023)
FIELD GOAL PERCENTAGE	.309 (17-55)	Kentucky (02/17/2024)
	.339 (19-56)	at Mississippi St. (01/27/2024)
3 PT FG MADE	2	Virginia Tech (11/29/2023)
	3	at Florida (02/10/2024)
	3	at App State (12/03/2023)
3 PT FG ATTEMPTS	16	Virginia Tech (11/29/2023)
	17	at Florida (02/10/2024)
3 PT FG PERCENTAGE	.111 (3-27)	at App State (12/03/2023)
	.125 (2-16)	Virginia Tech (11/29/2023)
FREE THROWS MADE	8	at Arkansas (01/06/2024)
	9	at Ole Miss (02/03/2024)
	9	at App State (12/03/2023)
FREE THROW ATTEMPTS	11	Ole Miss (01/20/2024)
	11	at Arkansas (01/06/2024)
FREE THROW PERCENTAGE	.474 (9-19)	at App State (12/03/2023)
	.538 (14-26)	at Florida (02/10/2024)
REBOUNDS	29	South Carolina (02/14/2024)
	29	Ole Miss (01/20/2024)
ASSISTS	10	at Florida (02/10/2024)
	11	Kentucky (02/17/2024)
	11	at Alabama (01/24/2024)
STEALS	1	at Florida (02/10/2024)
	3	at Georgia (02/24/2024)
	3	at App State (12/03/2023)
BLOCKED SHOTS	2	at Florida (02/10/2024)
	2	at App State (12/03/2023)
TURNOVERS	3	vs Indiana (N) (12/09/2023)
	5	Alabama (02/07/2024)
FOULS	11	Penn (01/02/2024)
	13	Alabama St. (12/22/2023)

OPPONENT GAME LOWS

Opponent - Game Lows

POINTS	51	at Arkansas (01/06/2024)
	54	Vanderbilt (01/31/2024)
	54	Alabama A&M (11/21/2023)
	55	Texas A&M (01/09/2024)
	57	Virginia Tech (11/29/2023)
FIELD GOALS MADE	14	Virginia Tech (11/29/2023)
	15	Vanderbilt (01/31/2024)
FIELD GOAL ATTEMPTS	51	vs UNC Asheville (N) (12/13/2023)
	51	at App State (12/03/2023)
	51	Virginia Tech (11/29/2023)
FIELD GOAL PERCENTAGE	.268 (15-56)	Vanderbilt (01/31/2024)
	.275 (14-51)	Virginia Tech (11/29/2023)
3 PT FG MADE	2	vs Notre Dame (N) (11/16/2023)
	3	at Georgia (02/24/2024)
	3	South Carolina (02/14/2024)
	3	Texas A&M (01/09/2024)
	3	Alabama A&M (11/21/2023)
	3	vs St. Bonaventure (N) (11/17/2023)
3 PT FG ATTEMPTS	13	Kentucky (02/17/2024)
	14	at Georgia (02/24/2024)
	14	Southeastern La. (11/10/2023)
3 PT FG PERCENTAGE	.077 (2-26)	vs Notre Dame (N) (11/16/2023)
	.125 (3-24)	vs St. Bonaventure (N) (11/17/2023)
FREE THROWS MADE	8	at Arkansas (01/06/2024)
	8	Penn (01/02/2024)
FREE THROW ATTEMPTS	13	vs St. Bonaventure (N) (11/17/2023)
	14	Penn (01/02/2024)
FREE THROW PERCENTAGE	.500 (9-18)	at Mississippi St. (01/27/2024)
	.500 (9-18)	vs UNC Asheville (N) (12/13/2023)
REBOUNDS	23	Chattanooga (12/30/2023)
	24	at Georgia (02/24/2024)
ASSISTS	4	at Vanderbilt (01/17/2024)
	5	at Georgia (02/24/2024)
	5	South Carolina (02/14/2024)
STEALS	2	Alabama (02/07/2024)
	2	vs Indiana (N) (12/09/2023)
BLOCKED SHOTS	1	vs UNC Asheville (N) (12/13/2023)
	1	vs St. Bonaventure (N) (11/17/2023)
	1	Southeastern La. (11/10/2023)
TURNOVERS	6	at Georgia (02/24/2024)
	7	at Florida (02/10/2024)
	7	at App State (12/03/2023)
FOULS	9	vs UNC Asheville (N) (12/13/2023)
	11	at Arkansas (01/06/2024)

TEAM AND INDIVIDUAL SUPERLATIVES

AUBURN INDIVIDUAL HIGHS

Auburn - Individual Game Highs

POINTS	30	Johni Broome vs Virginia Tech (11/29/2023)
	26	Jaylin Williams vs Alabama (02/07/2024)
	25	Chad Baker-Mazara at Georgia (02/24/2024)
	25	Johni Broome at Alabama (01/24/2024)
	24	Johni Broome vs Alabama (02/07/2024)
	24	Johni Broome vs Penn (01/02/2024)
	24	Aden Holloway vs Indiana (N) (12/09/2023)
	24	Jaylin Williams vs Indiana (N) (12/09/2023)
FIELD GOALS MADE	11	Johni Broome at Alabama (01/24/2024)
	11	Johni Broome vs Virginia Tech (11/29/2023)
FIELD GOAL ATTEMPTS	19	Johni Broome vs Virginia Tech (11/29/2023)
	17	Johni Broome at Alabama (01/24/2024)
FIELD GOAL PERCENTAGE (min 5 made)	1.000 (9-9)	Jaylin Williams vs Chattanooga (12/30/2023)
	1.000 (7-7)	Jaylin Williams at Vanderbilt (01/17/2024)
	1.000 (5-5)	Dylan Cardwell at Missouri (03/05/2024)
3 PT FG MADE	5	Aden Holloway at Georgia (02/24/2024)
	5	Jaylin Williams vs South Carolina (02/14/2024)
	5	Aden Holloway vs Indiana (N) (12/09/2023)
3 PT FG ATTEMPTS	10	Aden Holloway vs LSU (01/13/2024)
	8	Aden Holloway at Georgia (02/24/2024)
	8	Denver Jones vs Vanderbilt (01/31/2024)
	8	Aden Holloway vs Chattanooga (12/30/2023)
	8	Aden Holloway vs Indiana (N) (12/09/2023)
	8	Aden Holloway vs Southeastern La. (11/10/2023)
	8	Aden Holloway vs Baylor (N) (11/07/2023)
3 PT FG PERCENTAGE (min 2 made)	1.000 (3-3)	Chad Baker-Mazara vs UNC Asheville (N) (12/13/2023)
	1.000 (3-3)	Denver Jones vs St. Bonaventure (N) (11/17/2023)
	1.000 (2-2)	Chaney Johnson vs Mississippi St. (03/02/2024)
	1.000 (2-2)	Chad Baker-Mazara vs South Carolina (02/14/2024)
	1.000 (2-2)	Johni Broome vs Vanderbilt (01/31/2024)
	1.000 (2-2)	Jaylin Williams at Vanderbilt (01/17/2024)
	1.000 (2-2)	Jaylin Williams vs LSU (01/13/2024)
	1.000 (2-2)	Jaylin Williams vs Chattanooga (12/30/2023)
	1.000 (2-2)	K.D. Johnson vs Chattanooga (12/30/2023)
	1.000 (2-2)	Denver Jones vs Southern California (12/17/2023)
FREE THROWS MADE	9	Chad Baker-Mazara vs Kentucky (02/17/2024)
	9	Johni Broome vs Alabama (02/07/2024)
	9	Jaylin Williams vs Alabama (02/07/2024)
FREE THROW ATTEMPTS	13	Johni Broome vs Virginia Tech (11/29/2023)
	11	Johni Broome vs Alabama (02/07/2024)
	11	Chad Baker-Mazara vs Alabama (02/07/2024)
	11	Johni Broome vs St. Bonaventure (N) (11/17/2023)
FREE THROW PERCENTAGE (min 3 made)	1.000 (9-9)	Chad Baker-Mazara vs Kentucky (02/17/2024)
	1.000 (8-8)	Jaylin Williams vs Mississippi St. (03/02/2024)
	1.000 (7-7)	Chad Baker-Mazara at Georgia (02/24/2024)
	1.000 (6-6)	Chad Baker-Mazara vs LSU (01/13/2024)
	1.000 (6-6)	K.D. Johnson vs LSU (01/13/2024)
	1.000 (6-6)	Jaylin Williams vs Alabama St. (12/22/2023)
	1.000 (6-6)	Denver Jones vs Southern California (12/17/2023)
	1.000 (6-6)	Denver Jones vs Virginia Tech (11/29/2023)
	1.000 (6-6)	Dylan Cardwell vs St. Bonaventure (N) (11/17/2023)
	1.000 (5-5)	Jaylin Williams at Missouri (03/05/2024)
	1.000 (5-5)	K.D. Johnson at Tennessee (02/28/2024)
	1.000 (5-5)	Jaylin Williams at Vanderbilt (01/31/2024)
	1.000 (5-5)	Jaylin Williams vs Texas A&M (01/09/2024)
	1.000 (5-5)	Aden Holloway vs Indiana (N) (12/09/2023)
	1.000 (5-5)	Chad Baker-Mazara vs Virginia Tech (11/29/2023)
	1.000 (4-4)	Chad Baker-Mazara at Missouri (03/05/2024)
	1.000 (4-4)	Denver Jones at Missouri (03/05/2024)
	1.000 (4-4)	Denver Jones at Tennessee (02/28/2024)
	1.000 (4-4)	Johni Broome vs Kentucky (02/17/2024)
	1.000 (4-4)	K.D. Johnson vs South Carolina (02/14/2024)
REBOUNDS	14	Johni Broome at Alabama (01/24/2024)
	13	Johni Broome at Georgia (02/24/2024)
	13	Johni Broome vs Alabama St. (12/22/2023)
	13	Johni Broome at App State (12/03/2023)
	13	Johni Broome vs Virginia Tech (11/29/2023)
ASSISTS	7	Johni Broome at Ole Miss (02/03/2024)
	7	Jaylin Williams vs Indiana (N) (12/09/2023)
STEALS	5	Chad Baker-Mazara vs LSU (01/13/2024)
	4	K.D. Johnson vs UNC Asheville (N) (12/13/2023)
BLOCKED SHOTS	5	Johni Broome vs Alabama (02/07/2024)
	5	Johni Broome vs Vanderbilt (01/31/2024)
	5	Johni Broome at Alabama (01/24/2024)
	5	Dylan Cardwell vs LSU (01/13/2024)
	5	Dylan Cardwell vs Baylor (N) (11/07/2023)
TURNOVERS	4	Chad Baker-Mazara vs Mississippi St. (03/02/2024)
	4	Chaney Johnson at Tennessee (02/28/2024)
	4	Chad Baker-Mazara at Tennessee (02/28/2024)
	4	Tre Donaldson vs Vanderbilt (01/31/2024)
	4	Johni Broome vs Ole Miss (01/20/2024)
	4	Dylan Cardwell vs Ole Miss (01/20/2024)
	4	Johni Broome vs Alabama St. (12/22/2023)
	4	Dylan Cardwell vs Notre Dame (N) (11/16/2023)
	4	Tre Donaldson vs Baylor (N) (11/07/2023)
FOULS	6	K.D. Johnson vs Virginia Tech (11/29/2023)
	6	Johni Broome vs Baylor (N) (11/07/2023)

OPPONENT INDIVIDUAL HIGHS

Opponent - Individual Game Highs

POINTS	39	Dalton Knecht at Tennessee (02/28/2024)
	28	Ja'Kobe Walter vs Baylor (N) (11/07/2023)
	25	Mark Sears vs Alabama (02/07/2024)
	24	Roger McFarlane vs Southeastern La. (11/10/2023)
	23	Josh Hubbard vs Mississippi St. (03/02/2024)
	23	Drew Pember vs UNC Asheville (N) (12/13/2023)
FIELD GOALS MADE	12	Dalton Knecht at Tennessee (02/28/2024)
	9	Mark Sears at Alabama (01/24/2024)
	9	Roger McFarlane vs Southeastern La. (11/10/2023)
FIELD GOAL ATTEMPTS	23	Roger McFarlane vs Southeastern La. (11/10/2023)
	21	Dalton Knecht at Tennessee (02/28/2024)
	21	Mark Sears at Alabama (01/24/2024)
FIELD GOAL PERCENTAGE (min 5 made)	.875 (7-8)	Chad Venning vs St. Bonaventure (N) (11/17/2023)
	.857 (6-7)	Moussa Cisse at Ole Miss (02/03/2024)
3 PT FG MADE	6	Josh Hubbard vs Mississippi St. (03/02/2024)
	5	Dalton Knecht at Tennessee (02/28/2024)
	5	Ryan Griffen at Alabama (01/24/2024)
3 PT FG ATTEMPTS	11	Josh Hubbard vs Mississippi St. (03/02/2024)
	10	Ryan Griffen at Alabama (01/24/2024)
3 PT FG PERCENTAGE (min 2 made)	1.000 (3-3)	Zakai Zeigler at Tennessee (02/28/2024)
	.750 (3-4)	Jaydon Young vs Virginia Tech (11/29/2023)
FREE THROWS MADE	12	Sean East II at Missouri (03/05/2024)
	12	Mark Sears vs Alabama (02/07/2024)
FREE THROW ATTEMPTS	13	Sean East II at Missouri (03/05/2024)
	13	Mark Sears at Alabama (01/24/2024)
FREE THROW PERCENTAGE (min 3 made)	1.000 (10-10)	Ja'Kobe Walter vs Baylor (N) (11/07/2023)
	1.000 (7-7)	Jordan Wright vs LSU (01/13/2024)
	1.000 (7-7)	Trae Hannibal vs LSU (01/13/2024)
	1.000 (6-6)	Adou Thiero vs Kentucky (02/17/2024)
	1.000 (6-6)	D.J. Wagner vs Kentucky (02/17/2024)
	1.000 (6-6)	Jaemyn Brakefield at Ole Miss (02/03/2024)
	1.000 (6-6)	Jason Rivera-Torres at Vanderbilt (01/17/2024)
	1.000 (5-5)	Riley Kugel at Florida (02/10/2024)
	1.000 (4-4)	Anthony Robinson II at Missouri (03/05/2024)
	1.000 (4-4)	Jordan Gainey at Tennessee (02/28/2024)
	1.000 (4-4)	Jabri Abdur-Rahim at Georgia (02/24/2024)
	1.000 (4-4)	Meechie Johnson vs South Carolina (02/14/2024)
	1.000 (4-4)	Zyon Pullin at Florida (02/10/2024)
	1.000 (4-4)	Allen Flanigan vs Ole Miss (01/20/2024)
	1.000 (4-4)	Wade Taylor IV vs Texas A&M (01/09/2024)
	1.000 (4-4)	Trey Bonham vs Chattanooga (12/30/2023)
	1.000 (4-4)	Mackenzie Mgbako vs Indiana (N) (12/09/2023)
	1.000 (4-4)	Terence Harcum at App State (12/03/2023)
	1.000 (4-4)	Nick Caldwell vs Southeastern La. (11/10/2023)
	1.000 (3-3)	Mark Sears at Alabama (01/24/2024)
REBOUNDS	13	Anderson Garcia vs Texas A&M (01/09/2024)
	12	Ven-Allen Lubin vs Vanderbilt (01/31/2024)
	12	D.J. Jeffries at Mississippi St. (01/27/2024)
ASSISTS	9	Zakai Zeigler at Tennessee (02/28/2024)
	8	Mark Sears at Alabama (01/24/2024)
STEALS	5	Reed Sheppard vs Kentucky (02/17/2024)
	4	Silas Demary Jr. at Georgia (02/24/2024)
	4	Jason Rivera-Torres at Vanderbilt (01/17/2024)
	4	Anderson Garcia vs Texas A&M (01/09/2024)
BLOCKED SHOTS	5	Micah Handlogten at Florida (02/10/2024)
	4	Josiah-Jordan James at Tennessee (02/28/2024)
	4	Moussa Cisse at Ole Miss (02/03/2024)
TURNOVERS	7	Henry Coleman III vs Texas A&M (01/09/2024)
	7	Sean Pedulla vs Virginia Tech (11/29/2023)
	7	Rayl Dennis vs Baylor (N) (11/07/2023)
FOULS	5	Jonas Aidoo at Tennessee (02/28/2024)
	5	Justin Edwards vs Kentucky (02/17/2024)
	5	Grant Nelson vs Alabama (02/07/2024)
	5	Aaron Estrada vs Alabama (02/07/2024)
	5	Evan Taylor vs Vanderbilt (01/31/2024)
	5	Vincent Iwuchukwu vs Southern California (12/17/2023)
	5	Isaiah Collier vs Southern California (12/17/2023)
	5	Justin Abson at App State (12/03/2023)
	5	Mekhi Long vs Virginia Tech (11/29/2023)
	5	Robbie Beran vs Virginia Tech (11/29/2023)
	5	Noel Brown vs St. Bonaventure (N) (11/17/2023)
	5	Chad Venning vs St. Bonaventure (N) (11/17/2023)
	5	Alec Woodard vs Southeastern La. (11/10/2023)

MISCELLANEOUS STATISTICS

AUBURN'S RECORD IN BRUCE PEARL ERA

Overall (On-Court)	23-7	210-118
Home	14-1	126-32
Away	5-5	47-66
Neutral	4-1	38-20
Conference (On-Court)	12-5	96-83
Home	7-1	60-29
Away	5-4	36-54
Non-Conference (On-Court)	11-2	109-35
Home	7-0	62-3
Away	0-1	9-12
Neutral	4-1	37-20
Overtime	0-0	12-6
Ranked opponents	3-3	21-29
Unranked opponents	20-4	177-89
Wearing white uniforms	15-1	124-42
Wearing navy uniforms	5-3	44-52
Wearing orange uniforms	3-3	30-24
Leading at half	22-1	154-25
Trailing at half	1-5	39-88
Tied at half	0-1	5-5
Leading with 5:00 remaining in second half	23-1	176-7
Trailing with 5:00 remaining in second half	0-5	20-106
Tied with 5:00 remaining in second half	0-1	4-5
Has more rebounds than opponent	15-1	125-28
Has fewer rebounds than opponent	6-5	69-51
Same rebounds as opponent	2-1	4-9
Commits more turnovers than opponent	3-4	46-72
Causes more turnovers than opponent	17-3	134-48
Same turnovers as opponent	3-0	18-8
Has more FT attempts than opponent	11-1	132-43
Has fewer FT attempts than opponent	12-5	64-71
Same FT attempts as opponent	0-1	3-4
Shoots 40% or better from field	21-4	168-53
Shoots less than 40% from field	2-3	30-65
Opponent shoots 40% or better from field	7-6	112-102
Opponent shoots less than 40% from field	16-1	86-16
Shoots better than opponent	23-3	149-22
Opponent shoots better	0-4	47-95
Same FG percentage	0-0	2-1
Auburn outscores opponent's bench	23-6	132-43
Opponent's bench outscores Auburn bench	0-1	63-70
Same points off the bench	0-0	2-6
Auburn scores 100 or more	4-0	13-1
Auburn scores between 90-99	5-0	31-2
Auburn scores between 80-89	10-2	75-19
Auburn scores between 70-79	3-1	55-26
Auburn scores between 60-69	1-2	20-41
Auburn scores less than 60	0-2	3-29
Opponent scores 100 or more	0-0	0-5
Opponent scores between 90-99	0-1	3-18
Opponent scores between 80-89	1-2	21-38
Opponent scores between 70-79	7-2	65-33
Opponent scores between 60-69	8-2	68-19
Opponent scores less than 60	7-0	40-5
On Sunday	1-1	7-4
On Monday	0-0	6-5
On Tuesday	4-1	38-24
On Wednesday	6-2	42-26
On Thursday	1-0	12-3
On Friday	3-0	26-6
On Saturday	8-3	67-50
In November	5-1	46-10
In December	5-1	47-14
In January	7-2	48-33
In February	4-3	32-43
In March	2-0	25-17
In April	0-0	0-1
Five-plus players score in double-figures	5-1	46-10
Four players score in double figures	11-0	74-21
Three players score in double figures	5-3	54-47
Two players score in double figures	2-3	24-32
One player scores in double figures	0-0	1-8

MISCELLANEOUS

Largest margin of victory	40 vs. South Carolina (2/14/24)
Smallest margin of victory	11 vs. Texas A&M (1/9/24)
Largest margin of defeat	16 at Florida (2/10/24)
Smallest margin of defeat	4 at Alabama (1/24/24)
Biggest rebound margin	+23 vs. Chattanooga (12/30/23)
Biggest rebound deficit	-15 at Mississippi State (1/27/24)
Average margin of victory/defeat	+21.9/-8.0
Largest halftime lead	+34 (49-15) vs. Alabama A&M (11/21/23)
Largest halftime lead blown	+9 (43-34) vs. Baylor (11/7/23)
Largest halftime deficit	-16 (42-26) at Florida (2/10/24)
Largest halftime deficit overcome to win	-9 (44-35) at Ole Miss (2/3/24)
Largest overall lead	43 vs. Alabama A&M, 2nd Half (11/21/23)
Largest overall lead blown	9 vs. Baylor, 1st Half (11/7/23)
Largest overall deficit	-29 at Florida, 2nd Half (2/10/24)
Largest deficit overcome to win	-13 at Ole Miss (2/3/24)

TEAM EXTREMES

Most points scored	104 vs. Indiana (12/9/23)
Fewest points scored	58 at Mississippi State (1/27/24)
Most rebounds	48 at Appalachian St. (12/3/23), vs. Alabama A&M (11/21/23)
Fewest rebounds	29 vs. South Carolina (2/14/24), vs. Ole Miss (1/20/24)
Most assists	25 at Ole Miss (2/3/24), vs. Indiana (12/9/23)
Fewest assists	9 at Florida (2/10/24)
Most turnovers	18 vs. Alabama State (12/22/23)
Fewest turnovers	3 vs. Indiana (12/9/23) - tied school single-game record
Most steals	15 vs. LSU (1/13/24)
Fewest steals	1 at Florida (2/10/24)
Most blocks	12 vs. Alabama (2/7/24)
Fewest blocks	2 at Florida (2/10/24), at Appalachian State (12/3/23)
Best shooting percentage	.621 (36-58) at Georgia (2/24/24)
Worst shooting percentage	.309 (17-55) vs. Kentucky (2/17/24)
Best 3-pt. percentage	.600 (12-20) vs. South Carolina (2/14/24)
Worst 3-pt. percentage	.111 (3-27) at Appalachian State (12/3/23)
Best FT percentage	.909 (10-11) vs. Ole Miss (1/20/24)
Worst FT percentage	.474 (9-19) at Appalachian State (12/3/23)
Most points (1st half)	55 vs. Alabama (2/7/24)
Fewest points (1st half)	21 at Mississippi State (1/27/24)
Most points (2nd half)	56 at Ole Miss (2/3/24)
Fewest points (2nd half)	29 vs. St. Bonaventure (11/17/23)
Most points (OT)	
Fewest points (OT)	

STARTING LINEUPS

Record when starting lineup is:

Donaldson, Jones, Moore, J. Williams, Broome	5-3
Holloway, Jones, Moore, J. Williams, Broome	14-2
Holloway, Jones, Baker-Mazara, C. Johnson, Broome	3-1
Holloway, Donaldson, Moore, J. Williams, Cardwell	1-0
Donaldson, K. Johnson, Moore, J. Williams, Broome	0-1

Record when starts (Career):

Johni Broome	22-7 (84-38)
Jaylin Williams	22-6 (54-33)
Chaney Johnson	1-1 (50-18)
Denver Jones	22-6 (39-23)
Chris Moore	20-6 (32-9)
K.D. Johnson	0-1 (25-7)
Aden Holloway	18-3 (18-3)
Chad Baker-Mazara	3-1 (10-7)
Tre Donaldson	6-4 (6-4)
Dylan Cardwell	1-0 (2-0)

2023-24 BOX SCORES

GAME 1 | #20/17 BAYLOR 88, AUBURN 82

Auburn - 82													Record: 0-1		
NO. Name	Min	FG M-A	3P M-A	FT M-A	Rebounds OR DR TOT	Fouls PF FD	TP	AS	TO	ST	Blocks BS BA	+/-			
2 Jaylin Williams	F 26:31	2-6	0-1	0-0	2 4 6	1 1	4	1	2	0	1	0	-9		
4 Johni Broome	F 25:25	4-10	2-3	6-10	5 6 11	6 7	16	2	1	0	1	1	-9		
5 Chris Moore	F 23:04	2-4	0-0	0-0	0 2 2	4 2	4	1	0	0	0	1	-11		
3 Tre Donaldson	G 13:56	2-3	0-1	2-2	0 3 3	4 1	6	1	4	0	0	2	-3		
12 Denver Jones	G 23:50	4-10	3-5	2-2	0 1 1	2 2	13	2	2	1	0	1	4		
0 K.D. Johnson	16:10	3-5	0-1	0-0	0 0 0	4 0	6	0	1	1	0	0	-10		
1 Aden Holloway	26:04	6-15	4-8	3-5	0 3 3	0 3	19	6	3	0	1	1	-9		
10 Chad Baker-Mazara	12:17	2-4	0-0	3-3	2 0 2	4 3	7	0	1	2	0	0	3		
31 Chaney Johnson	13:45	1-3	0-0	0-0	1 2 3	2 2	2	1	0	0	0	0	1		
44 Dylan Cardwell	14:19	2-3	0-0	1-3	2 2 4	4 2	5	4	0	1	5	0	5		
24 Lior Berman	04:39	0-0	0-0	0-0	0 0 0	1 0	0	0	0	0	0	0	2		
Team					2 1 3		0	1							
Totals		28-63	9-19	17-25	14 24 38	32 21	82	18	15	5	10	4	-6		

Baylor - 88													Record: 1-0		
NO. Name	Min	FG M-A	3P M-A	FT M-A	Rebounds OR DR TOT	Fouls PF FD	TP	AS	TO	ST	Blocks BS BA	+/-			
11 Jalen Bridges	F 31:13	4-10	2-6	3-5	1 7 8	1 4	13	2	0	2	1	1	12		
23 Jonathan Tcharnwa Tchatchoua	F 06:33	0-0	0-0	0-0	1 0 1	1 0	0	0	0	0	0	0	-5		
2 Jayden Nunn	G 28:58	1-8	0-1	5-6	2 4 6	3 5	7	3	0	3	1	3	15		
4 JaKobe Walter	G 33:25	7-13	4-7	10-10	3 3 6	2 8	28	0	2	0	0	1	9		
10 Ray J Dennis	G 28:51	6-10	1-1	2-2	0 4 4	4 1	15	2	7	2	0	1	10		
21 Yves Missi	17:41	3-5	0-0	4-6	0 0 0	4 8	10	0	1	2	2	1	17		
13 Langston Love	20:23	3-9	2-4	2-3	1 1 2	1 2	10	1	0	1	0	1	-9		
15 Josh Ojanwuna	15:46	1-2	0-0	1-2	3 2 5	4 2	3	1	2	0	0	0	-6		
1 Miro Little	02:09	1-1	0-0	0-0	1 1 2	1 1	2	0	2	0	0	0	-3		
12 Dantwan Grimes	02:32	0-2	0-0	0-0	1 0 1	0 0	0	0	0	0	0	0	-5		
33 Caleb Lohner	12:29	0-0	0-0	0-0	1 1 2	0 0	0	1	0	0	0	0	-5		
Team					1 1 2		0	1							
Totals		26-60	9-19	27-34	14 24 38	22 31	88	10	15	10	4	0	6		

AUBURN		BAYLOR		Points from Turnovers		AUBURN		BAYLOR		Period by Period Scoring				
Biggest lead	9 (1 st 0:22)	6 (1 st 12:21)	16	18	1st	2nd	TOT	AUBURN	34	82	BAYLOR	43	54	88
Best Scoring Run	7 (1 st 6:16)	11 (2 nd 1:25)	Paint	34	32	Second Chance	12	17	Fast Breaks	14	9	Bench	39	25
Lead Changes	6		Turnovers	16	18	Time with Lead	25:20	11:08						
Times Tied	5		Second Chance	12	17									
Time with Lead	25:20	11:08	Fast Breaks	14	9									
			Bench	39	25									

GAME 2 | AUBURN 86, SOUTHEASTERN LOUISIANA 71

Southeastern La. - 71													Record: 1-1		
NO. Name	Min	FG M-A	3P M-A	FT M-A	Rebounds OR DR TOT	Fouls PF FD	TP	AS	TO	ST	Blocks BS BA	+/-			
15 Brody Rowbury	F 35:17	2-5	0-0	5-8	1 4 5	1 7	9	1	0	2	0	0	-6		
22 Nick Caldwell	F 18:57	3-6	0-1	4-4	3 3 6	4 2	10	0	0	0	0	0	-6		
1 Avery Wilson	G 23:44	2-4	0-0	0-0	0 1 1	4 1	4	1	1	0	1	0	-6		
2 Roscoe Eastmond	G 35:05	5-15	1-2	4-6	2 2 4	2 3	15	2	3	1	0	2	-15		
3 Roger McFarlane	G 35:20	9-23	4-7	2-2	2 9 11	1 1	24	0	1	0	0	3	-17		
8 Carlos Paez	14:34	1-3	0-1	0-0	0 1 1	3 1	2	1	1	0	0	1	-6		
20 Alec Woodard	22:01	3-5	0-1	0-0	2 1 3	5 2	6	0	1	1	0	0	-7		
14 Dylan Canoville	03:35	0-0	0-0	0-0	0 0 0	0 0	0	0	0	0	0	0	-7		
11 Anthony Bitar	04:48	0-0	0-0	1-2	0 0 0	0 1	1	0	1	0	0	0	-4		
0 Kam Burton	06:39	0-2	0-2	0-0	0 0 0	0 1	0	0	1	0	0	0	-1		
Team					0 2 2		0	0	0	0	0	0			
Totals		25-63	5-14	16-22	10 23 33	20 19	71	6	9	5	1	7	-15		

Auburn - 86													Record: 1-1		
NO. Name	Min	FG M-A	3P M-A	FT M-A	Rebounds OR DR TOT	Fouls PF FD	TP	AS	TO	ST	Blocks BS BA	+/-			
2 Jaylin Williams	F 21:28	2-7	2-5	3-4	2 1 3	1 3	9	2	1	1	2	0	9		
4 Johni Broome	F 24:09	7-12	1-1	3-3	2 9 11	4 2	18	2	2	1	2	0	6		
5 Chris Moore	F 12:26	1-2	0-1	0-0	1 1 2	0 0	2	1	1	0	1	0	11		
3 Tre Donaldson	G 17:54	1-4	1-2	0-0	0 3 3	2 1	3	4	1	0	0	0	-2		
12 Denver Jones	G 22:19	2-5	1-3	3-4	0 2 2	1 2	8	4	2	0	0	0	13		
10 Chad Baker-Mazara	23:29	3-6	1-3	5-6	0 6 6	3 4	12	1	1	0	1	0	5		
31 Chaney Johnson	18:32	2-11	0-3	0-0	7 4 11	2 2	4	1	3	1	1	0	6		
0 K.D. Johnson	19:24	4-9	2-5	3-3	0 2 2	2 2	13	3	1	2	0	1	9		
1 Aden Holloway	22:06	4-10	3-8	0-0	0 0 0	2 2	11	3	0	0	0	0	17		
44 Dylan Cardwell	15:51	3-3	0-0	0-0	2 2 4	3 2	6	0	0	0	1	0	9		
24 Lior Berman	02:22	0-1	0-1	0-0	0 0 0	0 1	0	0	0	0	0	0	-8		
Team					1 1 2		0	0	0	0	0	0			
Totals		29-70	11-32	17-20	15 31 46	19 20	86	21	11	6	7	1	15		

SLU		AUB		Points from Turnovers		SLU		AUB		Period by Period Scoring					
Biggest lead	2 (1 st 19:08)	17 (2 nd 18:41)	12	10	1st	2nd	TOT	SLU	28	43	71	AUB	39	47	86
Best Scoring Run	8 (1 st 6:50)	11 (1 st 12:58)	Paint	32	36	Second Chance	19	17	Fast Breaks	11	12	Bench	9	46	
Lead Changes	3		Turnovers	12	10	Time with Lead	03:39	35:29							
Times Tied	0		Second Chance	19	17										
Time with Lead	03:39	35:29	Fast Breaks	11	12										
			Bench	9	46										

GAME 3 | AUBURN 83, NOTRE DAME 59

Auburn - 83													Record: 2-1		
NO. Name	Min	FG M-A	3P M-A	FT M-A	Rebounds OR DR TOT	Fouls PF FD	TP	AS	TO	ST	Blocks BS BA	+/-			
2 Jaylin Williams	F 22:31	5-9	1-3	0-0	1 6 7	0 1	11	2	1	0	2	0	12		
4 Johni Broome	F 19:03	7-11	1-2	0-1	2 4 6	4 2	15	4	3	0	1	0	23		
5 Chris Moore	F 22:49	3-4	1-1	3-4	1 3 4	0 2	10	2	0	0	0	1	19		
1 Aden Holloway	G 22:42	5-9	4-5	1-1	0 1 1	1 0	11	15	5	2	0	0	21		
12 Denver Jones	G 17:53	1-5	0-2	0-0	0 2 2	0 2	2	1	1	1	0	0	14		
0 K.D. Johnson	22:16	1-6	0-2	6-7	0 3 3	2 5	8	0	1	1	0	1	13		
10 Chad Baker-Mazara	18:44	2-3	0-1	2-3	0 2 2	0 3	6	1	1	1	1	0	5		
31 Chaney Johnson	13:22	2-2	0-0	0-0	4 4 5	0 4	5	0	1	0	0	0	12		
3 Tre Donaldson	16:34	4-6	2-4	0-0	0 1 1	2 0	10	5	0	1	0	0	3		
44 Dylan Cardwell	15:36	1-2	0-0	0-0	1 0 1	2 0	2	1	4	2	1	0	-3		
24 Lior Berman	05:34	0-0	0-0	0-0	1 2 3	2 0	0	0	0	0	0	0	1		
20 Carter Sobera	00:44	0-0	0-0	0-0	0 0 0	0 0	0	0	0	0	0	0	0		
21 Blake Muschalek	00:44	0-1	0-0	0-0	0 0 0	0 0	0	0	0	0	0	0	0		
23 Addarin Scott	00:44	0-0	0-0	0-0	0 0 0	0 0	0	0	0	0	0	0	0		
55 Jalen Harper	00:44	0-0	0-0	0-0	0 0 0	0 0	0	0	0	0	0	0	0		
Team					0 1 1		0	0							
Totals		31-58	9-20	12-16	9 26 35	16 16	83	22	13	6	5	2	24		

Notre Dame - 59													Record: 1-2		
NO. Name	Min	FG M-A	3P M-A	FT M-A	Rebounds OR DR TOT	Fouls PF FD	TP	AS	TO	ST	Blocks BS BA	+/-			
13 Tae Davis	F 17:58	5-8	0-3	3-3	4 2 6	4 4	13	1	2	0	0	0	-26		
25 Matt Zona	F 22:02														

2023-24 BOX SCORES

GAME 13 | #25 AUBURN 88, PENN 68



Official Basketball Box Score - Final
Penn at Auburn
 01/02/24 Neville Arena, Auburn
 2023-24 Men's Basketball

Game Time: 8:00 PM
 Game Duration: 1:53
 Attendance: 9,121

Penn - 68 Record: 8-7

NO. Name	Min	FG	3P	FT	Rebounds	Fouls	TP	AS	TO	ST	Blocks	+/-
		M-A	M-A	M-A	OR DR TOT	PF	PF	PF	PF	PF	BS BA	
13 Nick Spinoso	C 31:29	3-11	0-1	2-4	2 5 7	3 2 8	6	4	1	1	2	-11
4 John Perkins	G 34:03	5-16	1-4	2-3	4 4 8	3 3 13	2	3	1	0	0	-9
11 Sam Brown	G 33:44	7-9	4-6	2-4	0 3 3	1 2 20	0	2	0	0	0	-11
15 Andrew Laczowski	G 21:39	3-4	1-2	0-0	3 0 3	0 0 7	0	0	1	0	0	2
40 George Smith	G 27:15	2-7	0-3	0-1	2 1 3	2 2 4	4	1	2	1	1	-13
10 Ed Holland III	12:57	1-3	0-1	2-2	0 2 2	1 1 4	0	0	0	0	1	-24
24 Reese McMullen	08:52	0-1	0-0	1 0 1	0 0 0	0 0 0	0	0	0	0	0	-16
3 Johnnie Walter	08:31	1-2	1-2	0-0	0 2 2	1 1 3	0	0	0	0	0	-9
35 Niklas Polonowski	19:31	3-6	3-6	0-0	0 3 3	1 0 9	1	0	0	0	0	-8
5 Cam Thrower	01:59	0-2	0-0	0-0	0 0 0	0 0 0	0	0	0	0	0	-1
Totals		25-61	10-28	8-14	12 23 35	12 11 88	11	13	4	2	5	-20

Shooting By Period

1st FG%	12.32	37.5%
3PT%	3-14	21.4%
FT%	5-7	71.4%
2nd FG%	13.29	44.8%
3PT%	7-14	50.0%
FT%	3-7	42.9%
GM FG%	25-61	41.0%
3PT%	10-28	35.7%
FT%	8-14	57.1%

Dead Ball Rebounds: 4, 0

Technical Fouls: Brown 1stQ:03

Auburn - 88 Record: 11-2

NO. Name	Min	FG	3P	FT	Rebounds	Fouls	TP	AS	TO	ST	Blocks	+/-
		M-A	M-A	M-A	OR DR TOT	PF	PF	PF	PF	PF	BS BA	
2 Jaylin Williams	F 27:41	3-7	2-5	0-0	2 1 3	0 1 8	3	1	0	1	0	14
4 John Broome	F 27:57	9-10	3-4	3-4	1 11 12	1 3 24	2	2	1	3	0	12
5 Chris Moore	F 14:43	1-2	0-0	0-0	0 1 1	1 2 0	0	1	2	0	0	8
1 Aden Holloway	G 18:30	1-5	1-5	0-0	0 0 0	1 1 0	3	6	1	1	0	0
12 Denver Jones	G 16:49	4-9	2-7	2-2	1 0 1	1 1 12	1	0	0	0	0	-1
10 Chad Baker-Mazara	19:35	5-10	1-3	5-6	1 0 1	2 2 16	0	0	0	1	1	20
31 Chaney Johnson	14:21	0-1	0-0	1 0 1	0 0 0	0 0 0	0	0	0	0	0	2
0 K.D. Johnson	22:48	3-6	1-4	4-6	2 3 5	1 3 11	4	0	1	0	0	21
3 Tre Donaldson	21:07	2-9	2-5	0-0	1 3 4	0 0 6	3	0	0	1	0	14
44 Dylan Cardwell	09:15	3-3	0-0	0-0	1 2 3	4 0 6	0	0	0	0	0	12
24 Lior Berman	05:42	0-0	0-0	0-0	0 0 0	0 0 0	0	0	0	0	0	-8
20 Carter Sobera	00:23	0-0	0-0	0-0	0 0 0	0 0 0	0	0	0	0	0	0
21 Blake Muschalek	00:23	0-0	0-0	0-0	0 0 0	0 0 0	0	0	0	0	0	0
23 Addarin Scott	00:23	0-0	0-0	0-0	0 0 0	0 0 0	0	0	0	0	0	0
55 Jalen Harper	00:23	0-0	0-0	0-0	0 0 0	0 0 0	0	0	0	0	0	0
Totals		31-63	12-35	14-18	11 26 37	11 11 88	19	6	6	5	2	20

Shooting By Period

1st FG%	16.29	55.2%
3PT%	10-19	52.6%
FT%	9-12	75%
2nd FG%	15.34	44.5%
3PT%	2-16	12.5%
FT%	5-6	83.3%
GM FG%	31-63	49.2%
3PT%	12-35	34.3%
FT%	14-18	77.8%

Dead Ball Rebounds: 2, 0

Technical Fouls: NONE

	PEN	AUB
Biggest lead	0 (1 st 20:00)	24 (2 nd 8:34)
Best Scoring Run	8 (2 nd 6:37)	11 (1 st 12:12)
Lead Changes	0	0
Times Tied	0	0
Time with Lead	00:00	39:17

Points from	PEN	AUB
Turnovers	5	15
Paint	26	28
Second Chance	11	10
Fast Breaks	7	11
Bench	16	39

Period by Period Scoring	PEN			AUB		
	1st	2nd	TOT	1st	2nd	TOT
	32	36	68	51	37	88

GAME 14 | #25/#24 AUBURN 83, ARKANSAS 51



Official Basketball Box Score - Final
Auburn at Arkansas
 01/06/24 Bud Walton Arena, Fayetteville, Ark.
 2023-24 Men's Basketball

Game Time: 1:00 PM
 Game Duration: 1:54
 Attendance: 19,200

Auburn - 83 Record: 12-2 (1-0)

NO. Name	Min	FG	3P	FT	Rebounds	Fouls	TP	AS	TO	ST	Blocks	+/-
		M-A	M-A	M-A	OR DR TOT	PF	PF	PF	PF	PF	BS BA	
2 Jaylin Williams	F 24:40	5-9	1-3	0-0	0 3 3	0 0 0	11	1	1	0	0	13
4 John Broome	F 24:49	7-13	0-2	0-0	3 5 8	1 3 14	3	2	2	2	0	7
5 Chris Moore	F 13:54	0-1	0-0	0-0	0 1 0	0 0 0	0	0	2	1	0	1
1 Aden Holloway	G 20:17	2-9	1-4	0-0	1 4 5	1 0 5	0	0	0	0	0	1
12 Denver Jones	G 18:48	2-5	1-1	2-3	0 0 0	0 0 2	7	1	0	1	1	26
10 Chad Baker-Mazara	21:09	5-9	2-3	4-4	1 3 4	0 2 2	16	3	0	0	0	21
0 K.D. Johnson	19:33	2-8	0-2	2-2	2 2 2	2 1 6	2	1	1	0	0	0
3 Tre Donaldson	19:43	5-6	1-1	0-0	0 7 7	1 0 11	4	1	0	0	0	31
31 Chaney Johnson	15:20	2-5	1-1	0-0	0 3 3	3 1 5	0	0	0	0	0	2
44 Dylan Cardwell	13:32	3-3	0-0	0-2	3 5 8	3 1 6	0	0	0	0	2	19
24 Lior Berman	06:36	1-2	0-1	0-0	1 1 1	1 1 2	1	0	0	0	0	10
23 Addarin Scott	01:39	0-0	0-0	0-0	0 1 1	0 0 0	0	0	0	0	0	6
Totals		34-70	7-18	8-11	11 35 46	14 11 83	16	7	5	5	4	32

Shooting By Period

1st FG%	15.37	40.5%
3PT%	2-10	20.0%
FT%	5-6	83.3%
2nd FG%	19.33	57.6%
3PT%	5-8	62.5%
FT%	3-5	60%
GM FG%	34-70	48.6%
3PT%	7-18	38.9%
FT%	8-11	72.7%

Dead Ball Rebounds: 2, 0

Technical Fouls: Baker-Mazara 1st 12:52 Donaldson 1st 0:54

Arkansas - 51 Record: 9-5 (0-1)

NO. Name	Min	FG	3P	FT	Rebounds	Fouls	TP	AS	TO	ST	Blocks	+/-
		M-A	M-A	M-A	OR DR TOT	PF	PF	PF	PF	PF	BS BA	
2 Trevon Brazile	F 33:27	5-9	1-5	0-0	1 6 7	1 2 11	0	1	0	1	0	-21
8 Chandler Lawson	F 12:24	1-4	1-3	0-0	0 0 0	2 1 3	0	2	1	0	0	-14
11 Jalen Graham	F 19:50	2-8	0-0	0-0	4 2 6	2 0 4	0	0	0	0	0	1
1 Keyon Menfield Jr.	G 31:17	5-15	4-9	0-3	0 3 3	0 2 14	4	2	1	0	3	-17
12 Tramon Mark	G 29:38	3-8	1-3	3-4	1 4 5	1 3 10	2	1	0	0	0	-14
4 Davonte Davis	25:04	0-4	0-2	2-2	0 1 1	3 2 2	1	2	0	0	0	-22
0 Khalif Battle	16:49	1-4	0-1	2-4	0 2 2	1 1 4	0	1	0	1	0	-17
15 Makhi Mitchell	09:15	1-3	0-0	0-0	0 3 3	1 0 2	1	0	0	0	0	-20
3 El Ellis	07:07	0-2	0-1	0-0	0 1 1	0 0 0	0	0	1	0	0	-13
6 Layden Blocker	02:14	0-0	0-0	0-0	0 0 0	0 0 0	0	0	0	0	0	-3
5 Joseph Pinion	06:00	0-0	0-0	0-0	0 2 2	0 0 0	0	0	2	0	0	-9
7 Denjay Harris	03:12	0-1	0-0	0-0	0 0 0	0 0 0	0	0	0	0	0	-3
10 Baye Fall	03:43	0-0	0-0	1-2	0 0 0	0 1 1	0	0	0	0	0	-8
Totals		18-58	7-24	8-15	7 25 32	11 12 51	8	13	4	4	5	-32

Shooting By Period

1st FG%	12.31	38.7%
3PT%	4-15	26.7%
FT%	2-7	28.6%
2nd FG%	6-27	22.2%
3PT%	3-9	33.3%
FT%	6-8	75%
GM FG%	18-58	31.0%
3PT%	7-24	29.2%
FT%	8-15	53.3%

Dead Ball Rebounds: 5, 1

Technical Fouls: NONE

	AUB	ARK
Biggest lead	32 (2 nd 0:26)	6 (1 st 14:44)
Best Scoring Run	10 (2 nd 13:57)	8 (1 st 14:44)
Lead Changes	6	6
Times Tied	6	6
Time with Lead	30:30	05:48

Points from	AUB	ARK
Turnovers	10	6
Paint	48	18
Second Chance	13	4
Fast Breaks	17	7
Bench	46	9

Period by Period Scoring	AUB		ARK	
	1st	2nd	TOT	TOT
	37	46	83	30
	30	21	51	

Game Notes: 1st Half 17:21 Double Personal Fouls AR #8, AUB #4 • 1st Half 17:01 Flagrant 1 AR #11 • 1st Half 12:52 Class A Technical Foul AUB #10 • 1st Half 05:46 Class A Technical Foul AUB #3 • 2nd Half 14:11 Flagrant 1 AR #4 •

GAME 15 | #16/#16 AUBURN 66, TEXAS A&M 55



Official Basketball Box Score - Final
Texas A&M at Auburn
 01/09/24 Neville Arena, Auburn
 2023-24 Men's Basketball

Game Time: 8:00 PM
 Game Duration: 2:18
 Attendance: 9,121

Texas A&M - 55 Record: 9-6 (2-2)

NO. Name	Min	FG	3P	FT	Rebounds	Fouls	TP	AS	TO	ST	Blocks	+/-
		M-A	M-A	M-A	OR DR TOT	PF	PF	PF	PF	PF	BS BA	
10 Wildens Leveque	F 13:25	1-4	0-0	0-0	1 3 4	3 0 2	0	1	0	1	0	-1
15 Henry Coleman III	F 34:49	7-11	0-0	3-3	2 3 5	1 4 17</						

2023-24 BOX SCORES

GAME 17 | #13/#11 AUBURN 80, VANDERBILT 65

Official Basketball Box Score - Final
Auburn at Vanderbilt
 01/17/24 Memorial Gymnasium, Nashville, Tenn.
 Vanderbilt vs. Auburn
 Officials: Terry Oglesby, Jeffrey Anderson, Courtney Green

Game Time: 8:00 PM
 Game Duration: 2:01
 Attendance: 7,099

NO.	Name	Min	FG			3P			FT			Rebounds		Fouls		TP	AS	TO	ST	Blocks		+/-	
			M-A	M-A	M-A	M-A	M-A	M-A	OR	DR	DR	DR	PF	FD	BS					BA			
2	Jaylin Williams	F 28:36	7-7	2-2	5-5	2	6	8	1	4	21	3	1	1	1	1	0	20					
4	Johni Broome	F 24:37	6-12	0-2	3-5	5	7	12	2	4	15	2	1	3	1	1	17						
5	Chris Moore	F 10:26	1-3	0-1	0-0	0	0	0	0	1	2	1	0	0	0	0	0	0					
1	Aden Holloway	G 18:57	3-8	2-6	2-2	0	1	1	4	1	10	1	1	0	0	0	11						
12	Denver Jones	G 23:06	1-5	1-3	0-0	3	1	4	0	0	3	2	0	1	0	0	13						
0	K.D. Johnson	16:54	0-4	0-3	2-4	0	0	1	4	2	2	1	1	2	0	1	2						
3	Tre Donaldson	21:03	2-3	1-2	0-0	0	2	2	3	1	5	0	3	0	0	0	4						
10	Chad Baker-Mazara	24:22	2-6	1-4	0-0	0	0	0	1	1	5	3	2	0	0	0	14						
31	Chaney Johnson	11:24	0-2	0-1	0-0	0	1	1	3	0	0	0	0	1	1	0	-5						
44	Dylan Cardwell	15:23	4-7	0-0	4-4	3	3	6	1	2	12	0	1	1	2	0	-2						
24	Lior Berman	05:12	1-1	1-1	2-2	1	1	2	1	2	5	0	0	0	0	0	0						
Team			0	2	2					0	0	2	0	0									
Totals			27-58	8-25	18-22	14	25	39	22	18	80	13	10	9	5	2	15						

Record: 15-2 (4-0)

Shooting By Period
 1st FG% 13.29 44.8%
 3PT% 5.12 41.7%
 FT% 10.11 90.9%
 2nd FG% 14.29 46.3%
 3PT% 3.13 23.1%
 FT% 8.11 72.7%
 GM FG% 27.58 46.6%
 3PT% 8.25 32.0%
 FT% 18.22 81.8%
 Dead Ball Rebounds: 4, 0

Technical Fouls: NONE

GAME 18 | #13/#11 AUBURN 82, OLE MISS 59

Official Basketball Box Score - Final
Ole Miss at Auburn
 01/20/24 Neville Arena, Auburn
 2023-24 Men's Basketball
 Officials: Joe Lindsay, Byron Jarrett, Patrick Evans

Game Time: 7:30 PM
 Game Duration: 1:51
 Attendance: 9,121

NO.	Name	Min	FG			3P			FT			Rebounds		Fouls		TP	AS	TO	ST	Blocks		+/-
			M-A	M-A	M-A	M-A	M-A	M-A	OR	DR	DR	DR	PF	FD	BS					BA		
4	Jaymyn Brakefield	F 23:48	3-10	1-4	0-0	0	2	2	1	0	7	0	1	1	0	1	0	1	0	1	0	-10
33	Moussa Cisse	C 18:11	4-4	0-0	0-0	3	2	5	2	3	8	0	1	0	0	0	0	0	0	0	0	-10
5	Jaylen Murray	G 26:44	3-6	2-5	0-0	1	0	1	1	0	8	3	2	1	0	0	-30					
7	Allen Flanigan	G 28:54	3-10	0-1	4-4	0	4	4	1	5	10	1	3	2	0	1	-21					
11	Matthew Murrell	G 29:39	3-8	0-2	2-2	0	1	1	0	1	8	2	2	3	0	-27						
0	Brandon Murray	21:07	1-5	1-3	2-3	1	0	1	1	1	5	1	3	0	1	0	-10					
3	Jamarion Sharp	17:49	2-3	0-0	2-4	3	5	8	2	2	6	1	1	0	2	0	-10					
2	TJ Caldwell	13:20	1-7	0-2	0-0	1	1	2	2	0	2	0	0	2	0	-6						
1	Austin Nunez	11:33	0-2	0-0	0-0	1	1	2	1	0	3	1	1	0	2	5						
25	Rashaud Marshall	08:56	1-2	0-0	3-5	2	0	2	1	3	5	0	0	0	1	7						
Team											2	0	2			0	3					
Totals			21-57	4-17	13-18	16	14	30	13	17	59	11	17	10	3	5	-23					

Record: 15-3 (2-3)

Shooting By Period
 1st FG% 12.26 46.2%
 3PT% 2.9 22.2%
 FT% 1.2 50%
 2nd FG% 9.31 29.0%
 3PT% 2.8 25.0%
 FT% 12.16 75%
 GM FG% 21.57 36.8%
 3PT% 4.17 23.5%
 FT% 13.18 72.2%
 Dead Ball Rebounds: 5, 0

Technical Fouls: NONE

Official Basketball Box Score - Final
Vanderbilt - 65
 01/17/24 Memorial Gymnasium, Nashville, Tenn.
 Vanderbilt vs. Auburn
 Officials: Terry Oglesby, Jeffrey Anderson, Courtney Green

Game Time: 8:00 PM
 Game Duration: 2:01
 Attendance: 7,099

NO.	Name	Min	FG			3P			FT			Rebounds		Fouls		TP	AS	TO	ST	Blocks		+/-
			M-A	M-A	M-A	M-A	M-A	M-A	OR	DR	DR	DR	PF	FD	BS					BA		
2	Vern-Allen Lubin	F 28:36	3-8	1-2	2-2	2	4	6	4	1	9	0	0	1	1	0	-3					
13	Malik Presley	F 21:32	3-3	1-1	4-7	4	0	4	3	4	11	0	0	0	0	0	-4					
24	JaQualon "JQ" Roberts	F 15:20	0-1	0-0	0-0	4	4	1	1	0	0	1	1	0	0	0	-2					
0	Tyrin Lawrence	G 34:03	3-12	2-6	7-8	1	2	3	2	7	15	2	3	1	1	2	-4					
5	Ezra Manjon	G 33:46	5-12	0-1	2-4	1	4	5	1	2	12	1	4	1	0	-11						
3	Paul Lewis	05:22	0-1	0-1	0-3	0	0	0	1	1	0	0	0	0	0	-14						
23	Jason Rivera-Torres	20:43	4-7	0-1	6-6	1	2	3	4	14	0	1	4	0	0	-11						
35	Carter Lang	15:28	1-3	0-1	0-0	3	0	3	0	1	2	1	0	0	0	-18						
21	Tasos Kamaratos	10:32	0-4	0-4	0-0	1	1	1	0	0	0	0	0	0	1	-10						
4	Isaiah West	09:22	1-2	0-0	0-0	0	0	0	0	1	2	0	2	0	1	-2						
12	Evan Taylor	02:35	0-0	0-0	0-0	0	0	0	0	0	0	0	0	0	0	0	-2					
10	Jordan Williams	02:41	0-0	0-0	0-0	0	0	0	0	0	0	0	0	0	0	-1						
Team			0	1	1					0	0	0	0									
Totals			20-53	4-18	21-30	13	17	30	18	22	65	4	11	8	2	5	-15					

Record: 5-12 (0-4)

Shooting By Period
 1st FG% 10.27 37.0%
 3PT% 2.11 18.2%
 FT% 2.5 40.0%
 2nd FG% 10.26 38.5%
 3PT% 2.7 28.6%
 FT% 19.25 76%
 GM FG% 20.53 37.7%
 3PT% 4.18 22.2%
 FT% 21.30 70.0%
 Dead Ball Rebounds: 4, 0

Technical Fouls: NONE

Official Basketball Box Score - Final
Auburn - 82
 01/20/24 Coleman Coliseum, Tuscaloosa
 2023-24 Men's Basketball
 Officials: Pat Adams, Don Daly, K.B. Burdett Jr

Game Time: 6:30 PM
 Game Duration: 2:41
 Attendance: 13,474

NO.	Name	Min	FG			3P			FT			Rebounds		Fouls		TP	AS	TO	ST	Blocks		+/-
			M-A	M-A	M-A	M-A	M-A	M-A	OR	DR	DR	DR	PF	FD	BS					BA		
2	Jaylin Williams	F 21:44	5-7	1-1	2-2	1	0	1	2	2	13	1	1	0	1	0	16					
4	Johni Broome	F 21:15	5-9	1-2	2-2	2	3	5	2	3	13	2	4	3	1	1	13					
5	Chris Moore	F 15:07	1-2	0-0	0-0	0	0	0	0	0	2	0	0	0	0	-7						
1	Aden Holloway	G 22:01	3-7	1-4	2-2	1	0	1	0	1	9	3	0	1	0	0	-4					
12	Denver Jones	G 20:09	2-4	1-2	0-0	1	1	1	0	5	1	1	0	0	0	0	12					
10	Chad Baker-Mazara	13:38	2-2	1-1	0-0	1	1	1	1	1	5	2	1	1	0	0	20					
0	K.D. Johnson	18:49	3-8	1-4	1-1	0	2	2	3	2	8	1	1	2	0	1	11					
3	Tre Donaldson	16:57	1-2	1-2	2-2	0	0	0	0	1	0	3	3	1	1	0	9					
44	Dylan Cardwell	17:43	5-6	0-0	2-2	2	1	3	1	3	12	3	4	1	0	0	10					
31	Chaney Johnson	18:16	3-4	0-0	0-0	5	5	2	0	6	2	2	1	0	1	0	7					
24	Lior Berman	10:14	1-2	1-2	1-2	3	3	1	4	0	0	0	0	0	0	0	10					
20	Carter Sobera	01:02	0-0	0-0	0-0	1	1	0	0	0	0	0	0	0	0	0	0					
21	Blake Muschalek	01:02	0-0	0-0	0-0	0	0	0	0	0	0	0	0	0	0	0	0					
23	Addarin Scott	01:02	1-1	0-0	0-0	0	0	0	0	1	2	0	0	0	2	0	0					
55	Jalen Harper	01:02	0-1	0-0	0-0	0	0	0	0	0	0	0	0	0	0	0	0					
Team											3	3	6			0	1					
Totals			32-55	8-18	10-11	10	19	29	17	13	82	19	16	9	5	3	23					

Record: 16-2 (5-0)

Shooting By Period
 1st FG% 18.27 66.7%
 3PT% 6.10 60.0%
 FT% 4.4 100%
 2nd FG% 14.28 50.0%
 3PT% 2.8 25.0%
 FT% 6.7 85.7%
 GM FG% 32.55 58.2%
 3PT% 8.18 44.4%
 FT% 10.11 90.9%
 Dead Ball Rebounds: 0, 1

Technical Fouls: NONE

Points from Turnovers:

2023-24 BOX SCORES

GAME 21 | #16/#16 AUBURN 81, VANDERBILT 54

Official Basketball Box Score - Final														Game Time: 6:00 PM		
Vanderbilt at Auburn														Game Duration: 2:04		
01/31/24 Neville Arena, Auburn														Attendance: 9,121		
2023-24 Men's Basketball														Officials: Doug Shows, Terry Oglesby, Ted Valentine		
Vanderbilt - 54														Record: 5-15 (0-7)		
NO. Name	Min	FG	3P	FT	Rebounds	Fouls	TP	AS	TO	ST	Blocks	BS	BA	+/-	Shooting By Period	
2 Ven-Allen Lubin	F 28:23	5-11	1-2	6-8	8 4 12	2 5 17	0	2	1	0	3	2	2	-14	1 st FG% 7-29	24.1%
0 Tyrin Lawrence	G 29:49	2-11	0-3	8-11	0 6 6	2 6 12	0	3	0	2	2	2	-24	3PT% 4-9	44.4%	
5 Ezra Manjon	G 29:31	1-8	0-1	3-5	1 3 4	2 6 5	4	1	0	0	2	2	-22	FT% 9-12	75%	
10 Jordan Williams	G 22:30	0-1	0-1	0-0	0 3 4	0 0 0	0	1	2	0	0	0	-27	2 nd FG% 8-27	29.6%	
12 Evan Taylor	G 22:55	4-9	3-7	3-4	0 3 3	5 2 14	0	2	0	0	0	0	-22	3PT% 0-8	0.0%	
23 Jason Rivera-Torres	G 14:16	0-2	0-0	0-0	0 2 2	1 2 0	1	1	1	0	0	0	-2	GM FG% 15-56	26.8%	
35 Carter Lang	G 07:01	1-2	0-0	0-0	0 1 1	2 0 2	0	0	2	0	0	0	-4	3PT% 4-17	23.5%	
3 Paul Lewis	G 19:09	2-7	0-0	0-0	0 0 0	0 0 0	4	1	0	1	0	0	-18	FT% 20-28	71.4%	
24 JaQualon "JQ" Roberts	G 02:36	0-1	0-1	0-0	0 0 0	0 0 0	0	0	0	0	0	0	-6	Dead Ball Rebounds: 3, 1		
13 Malik Presley	G 10:56	0-0	0-0	0-0	0 0 0	0 0 0	0	0	0	0	0	0	0			
21 Tasos Kamateros	G 10:40	0-3	0-2	0-0	1 1 2	1 0 0	0	0	0	1	0	0	-7			
25 Miles Koefke	G 02:14	0-1	0-0	0-0	0 0 0	0 0 0	0	0	0	0	0	0	0			
Team					1 0 1											
Totals		15-56	4-17	20-28	11 23 34	20 21	54	6	12	6	5	7	-27			
Technical Fouls:NONE																

Official Basketball Box Score - Final														Game Time: 6:00 PM		
Auburn at Auburn														Game Duration: 2:26		
02/07/24 Neville Arena, Auburn														Attendance: 9,121		
2023-24 Men's Basketball														Officials: Doug Shows, Joe Lindsay, Courtney Green		
Auburn - 81														Record: 17-4 (6-2)		
NO. Name	Min	FG	3P	FT	Rebounds	Fouls	TP	AS	TO	ST	Blocks	BS	BA	+/-	Shooting By Period	
2 Jaylin Williams	F 27:16	7-9	3-4	4-6	1 1 2	3 5	21	4	1	1	0	0	0	31	1 st FG% 12-33	36.4%
4 Johni Broome	F 24:11	7-11	2-2	0-0	3 8 11	2 3	16	4	1	1	5	1	0	14	3PT% 5-12	41.7%
5 Chris Moore	F 11:51	0-3	0-0	0-0	2 3 5	1 0	0	0	0	0	1	1	1	14	FT% 8-12	66.7%
3 Tre Donaldson	G 22:58	1-5	0-1	0-0	2 5 7	1 0	2	5	4	2	0	0	0	37	2 nd FG% 16-30	53.3%
12 Denver Jones	G 23:40	6-11	4-8	3-4	0 0 0	0 3	19	0	0	0	0	1	32	3PT% 5-14	35.7%	
10 Chad Baker-Mazara	G 20:20	4-8	1-3	2-2	1 4 5	4 1	11	4	0	0	0	0	16	GM FG% 28-63	44.5%	
31 Chaney Johnson	G 10:36	1-3	0-2	0-0	1 1 2	3 0	2	1	2	0	0	0	0	0	3PT% 7-9	77.8%
1 Aden Holloway	G 14:48	0-5	0-5	1-2	0 3 3	1 3	1	2	1	0	0	0	-6	FT% 15-21	71.4%	
44 Dylan Cardwell	G 13:35	0-2	0-1	0-2	0 3 3	2 2	0	0	0	0	1	0	-9	Dead Ball Rebounds: 5, 2		
0 K.D. Johnson	G 14:06	0-2	0-0	2-2	0 0 0	1 1	2	0	2	1	0	0	-1			
24 Lior Berman	G 07:49	1-2	0-0	3-3	0 2 2	1 2	5	0	0	0	0	0	-3			
20 Carter Sobera	G 02:14	0-1	0-0	0-0	1 0 1	0 0	0	0	0	0	0	0	-4			
21 Blake Muschalek	G 02:14	0-0	0-0	0-0	0 0 0	0 0	0	0	0	0	0	0	-4			
23 Addarin Scott	G 02:14	1-1	0-0	0-0	0 0 0	2 0	2	0	1	0	0	0	-4			
55 Jalen Harper	G 02:14	0-0	0-0	0-0	0 0 0	0 0	0	1	0	0	0	0	-4			
Team					1 3 4											
Totals		28-63	10-26	15-21	12 33 45	21 20	81	21	13	5	7	5	127			
Technical Fouls:NONE																

VAN		AUB		Points from		VAN		AUB		Period by Period Scoring		
Biggest lead	0 (1 st 20:00)	31 (2 nd 3:09)	Turnovers	12	14	1st	2nd	TOT				
Best Scoring Run	6 (1 st 14:22)	11 (2 nd 3:09)	Paint	22	32							
Lead Changes	0		Second Chance	8	11							
Times Tied	0		Fast Breaks	9	14							
Time with Lead	00:00	39:20	Bench	6	23							

GAME 22 | #16/#16 AUBURN 91, OLE MISS 77

Official Basketball Box Score - Final														Game Time: 5:00 PM		
Auburn at Ole Miss														Game Duration: 2:00		
02/03/24 The Sandy and John Back Pavilion at Ole Miss, Oxford, MS														Attendance: 9,631		
2023-24 Men's Basketball														Officials: Steven Anderson, Owen Shortt, Anthony Jordan		
Auburn - 91														Record: 18-4 (7-2)		
NO. Name	Min	FG	3P	FT	Rebounds	Fouls	TP	AS	TO	ST	Blocks	BS	BA	+/-	Shooting By Period	
2 Jaylin Williams	F 27:42	6-11	1-4	3-4	2 3 5	2 3	16	2	3	0	0	1	9	1 st FG% 13-34	38.2%	
4 Johni Broome	F 25:27	7-13	1-3	0-2	2 7 9	4 2	15	7	1	0	3	1	17	3PT% 7-19	36.8%	
5 Chris Moore	F 10:54	1-2	1-1	0-0	0 2 2	0 0	3	0	0	0	0	0	-2	FT% 2-3	66.7%	
3 Tre Donaldson	G 25:04	4-8	2-3	0-0	0 0 0	0 0	10	6	1	1	0	1	5	2 nd FG% 22-30	73.3%	
12 Denver Jones	G 26:22	4-8	2-5	1-1	2 1 3	1 2	11	1	3	1	0	1	3	3PT% 5-8	62.5%	
10 Chad Baker-Mazara	G 26:32	5-10	3-6	2-2	1 8 9	4 1	15	2	1	0	1	1	20	FT% 7-10	70%	
31 Chaney Johnson	G 12:18	2-2	0-0	0-0	1 3 4	2 1	4	0	1	0	0	0	5	GM FG% 35-64	54.7%	
0 K.D. Johnson	G 13:38	4-4	1-1	2-2	1 1 2	2 1	11	3	0	1	0	0	11	3PT% 12-27	44.4%	
1 Aden Holloway	G 14:56	2-5	1-4	1-2	0 0 0	1 1	6	3	1	0	0	0	9	FT% 9-13	69.2%	
44 Dylan Cardwell	G 14:33	0-1	0-0	0-0	1 1 2	0 1	0	1	0	1	2	0	-3	Dead Ball Rebounds: 1, 0		
24 Lior Berman	G 02:34	0-0	0-0	0-0	0 0 0	0 0	0	0	0	0	0	0	-4			
Team					4 2 6											
Totals		35-64	12-27	9-13	14 28 42	16 13	91	25	11	4	6	6	14			
Technical Fouls:Broome 1 st 4:17;Johnson 2 nd 0:21																

Official Basketball Box Score - Final														Game Time: 5:00 PM		
Ole Miss - 77														Game Duration: 2:00		
02/03/24 The Sandy and John Back Pavilion at Ole Miss, Oxford, MS														Attendance: 9,631		
2023-24 Men's Basketball														Officials: Steven Anderson, Owen Shortt, Anthony Jordan		
Ole Miss - 77														Record: 18-4 (5-4)		
NO. Name	Min	FG	3P	FT	Rebounds	Fouls	TP	AS	TO	ST	Blocks	BS	BA	+/-	Shooting By Period	
4 Jaemyn Brakefield	F 32:32	4-7	1-1	6-6	0 1 1	4 5	15	5	2	0	2	1	-6	1 st FG% 17-33	51.5%	
33 Moussa Cisse	C 23:39	6-7	0-0	0-2	2 1 3	2 3	12	0	0	0	4	0	-1	3PT% 6-12	50.0%	
5 Jaylen Murray	G 32:24	2-12	0-4	0-0	1 0 1	0 0	4	6	1	2	0	2	-14	FT% 4-5	80%	
7 Allen Flanigan	G 33:18	6-15	2-3	6-7	0 5 5	3 4	20	1	3	1	0	2	-12	2 nd FG% 11-29	37.9%	
11 Matthew Murrell	G 36:28	7-16	3-7	1-2	3 5 2	1 1	18	3	1	1	0	1	20	3PT% 2-7	28.6%	
0 Brandon Murray	G 24:20	3-4	2-3	0-0	0 6 6	1 0	8	2	0	0	0	0	-18	FT% 9-12	75%	
2 TJ Caldwell	G 12:17	0-1	0-0	0-0	0 0 0	1 0	2	0	0	0	0	0	-4	GM FG% 28-62	45.2%	
25 Rashaud Marshall	G 02:28	0-0	0-0	0-0	0 0 0	1 0	0	1	0	1	0	0	0	3PT% 8-19	42.1%	
1 Austin Nunez	G 02:34	0-0	0-0	0-0	0 0 0	1 0	0	0	0	0	0	0	1	FT% 13-17	76.5%	
Team					3 2 5									Dead Ball Rebounds: 2, 0		
Totals		28-62	8-19	13-17	8 18 26	14 14	77	20	8	5	6	6	-14			
Technical Fouls:Brakefield 1 st 4:17																

AU		OM		Points from		AU		OM		Period by Period Scoring		
Biggest lead	15 (2 nd 0:51)	13 (1 st 3:29)	Turnovers	11	13	1st	2nd	TOT				
Best Scoring Run	8 (2 nd 19:07)	7 (1 st 6:44)	Paint	44	32							
Lead Changes	5		Second Chance	15	9							
Times Tied	4		Fast Breaks	9	10							
Time with Lead	11:46	25:45	Bench	36	8							

Game Notes: 1st Hal. 12:45 - after review AUB BJ 1-Holloway upgraded to flagrant 1 2nd Hal. 19:48 - after review goal tend reversed

GAME 23 | #12/#11 AUBURN 99, #16/16 ALABAMA 81

Official Basketball Box Score - Final														Game Time: 6:00 PM		
Alabama at Auburn														Game Duration: 2:26		
02/07/24 Neville Arena, Auburn														Attendance: 9,121		
2023-24 Men's Basketball														Officials: Doug Shows, Joe Lindsay, Courtney Green		
Alabama - 81														Record: 16-7 (8-2)		
NO. Name	Min	FG	3P	FT	Rebounds	Fouls	TP	AS	TO	ST	Blocks	BS	BA	+/-	Shooting By Period	
2 Grant Nelson	F 25:13	3-7	1-4	9-12	2 4 6	5 8	16	2	1	0	2	0	-2	1 st FG% 10-28	35.7%	
1 Mark Sears	G 36:41	6-13	1-3	12-13	2 7 9	2 10	25	4	3	1	0	6	-15	3PT% 1-14	7.1%	
3 Rylan Griffin	G 30:09	5-9	4-6	0-0	1 1 2	4 0	14	3	0	0	1	0	-30	FT% 11-14	78.6%	
12 Latrell Wrightsail Jr.	G 26:13	3-9	2-7	0-0	2 2 4	4 1	8	0	0	0	0	2	-2	2 nd FG% 10-31	32.3%	

2023-24 BOX SCORES

GAME 25 | #13/12 AUBURN 101 VS. #11/11 SOUTH CAROLINA 61

Official Basketball Box Score - Final South Carolina at Auburn 02/14/24 Neville Arena, Auburn 2023-24 Men's Basketball													Game Time: 7:30 PM Game Duration: 2:03 Attendance: 9,121			
South Carolina - 61													Record: 21-4 (9-3)		Officials: Terry Oglesby, Keith Kimble, Owen Shortt	
NO. Name	Min	FG M-A	3P M-A	FT M-A	Rebounds OR DR TOT	Fouls PF FD	TP	AS	TO	ST	Blocks BS BA +/-					
2 B.J. Mack	F 21:12	3-7	1-2	7-8	1 0 1	2 4	14	0	1	0	0	-10				
30 Colin Murray-Boyles	F 26:39	6-10	0-0	0-0	7-8	4 3 7	3	2	22	2	1	1				
5 Meechie Johnson	G 27:33	8-17	2-6	4-4	0 7 7	3 2	22	2	2	1	0	23				
12 Zachary Davis	G 18:10	0-2	0-1	1-2	1 2 3	1 1	1	1	1	1	0	-6				
55 Ta'lon Cooper	G 33:48	1-6	0-2	2-2	0 2 2	1 2	4	0	1	0	0	-18				
10 Myles Stute	16:05	0-4	0-1	0-0	1 0 1	2 0	0	0	0	1	0	-35				
33 Josh Gray	13:39	0-1	0-0	0-0	1 1 2	1 2	0	1	2	0	2	-11				
1 Jacobi Wright	20:45	0-3	0-1	0-2	1 0 1	3 2	0	1	0	0	1	-33				
15 Morris Ugusok	12:02	0-2	0-2	0-0	0 0 0	0 0	0	0	0	1	2	0				
4 Stephen Clark	05:59	0-0	0-0	1-2	0 1 1	3 1	1	0	0	0	0	-14				
31 Benjamin Bosmans-Verdonk	04:08	0-0	0-0	0-0	0 0 0	0 0	0	0	0	0	0	-11				
Team					2 2 4											
Totals		18-52	3-15	22-28	11 18 29	19 18	61	5	13	6	4	6				

Shooting By Period	
1st FG%	10-28 35.7%
3PT%	3-10 30.0%
FT%	5-8 62.5%
2nd FG%	8-24 33.3%
3PT%	0-5 0.0%
FT%	17-20 85%
GM FG%	18-52 34.6%
3PT%	3-15 20.0%
FT%	22-28 78.6%
Dead Ball Rebounds: 3, 1	

GAME 26 | #22/20 KENTUCKY 70, #13/#12 AUBURN 59

Official Basketball Box Score - Final Kentucky at Auburn 02/17/24 Neville Arena, Auburn 2023-24 Men's Basketball													Game Time: 5:00 PM Game Duration: 2:18 Attendance: 9,121			
Kentucky - 70													Record: 18-7 (8-4)		Officials: Steven Anderson, Joe Lindsay, Vladimir Voyad-Tadi	
NO. Name	Min	FG M-A	3P M-A	FT M-A	Rebounds OR DR TOT	Fouls PF FD	TP	AS	TO	ST	Blocks BS BA +/-					
33 Ugonna Onyenso	F 36:10	3-3	0-0	1-2	4 7 11	3 1	7	1	0	0	0	8				
1 Justin Edwards	G 17:40	2-3	0-1	0-0	2 1 3	5 0	4	0	1	0	0	9				
3 Adou Thiero	G 32:36	4-8	0-0	6-6	0 8 8	3 4	14	1	2	0	0	7				
12 Antonio Reeves	G 33:50	8-20	3-6	3-5	1 4 5	4 4	22	1	0	0	0	14				
21 D.J. Wagner	G 23:51	1-6	0-3	6-6	1 1 2	3 3	8	1	4	1	0	1				
0 Rob Dillingham	18:11	4-9	1-2	2-5	0 2 2	4 4	11	3	4	1	0	12				
15 Reed Sheppard	29:49	2-5	0-1	0-0	1 4 5	1 0	4	3	1	5	0	4				
23 Dylan Burks	04:03	0-0	0-0	0-0	0 0 0	0 0	0	0	0	0	0	-3				
2 Aaron Bradshaw	03:18	0-0	0-0	0-0	0 0 0	0 0	0	0	0	0	0	6				
44 Zvonimir Ivisic	00:32	0-0	0-0	0-0	0 0 0	0 0	0	0	0	0	0	-3				
Team					1 2 3											
Totals		24-54	4-13	18-24	10 29 39	23 16	70	10	12	8	3	5				

Shooting By Period	
1st FG%	14-29 48.3%
3PT%	3-8 37.5%
FT%	8-12 66.7%
2nd FG%	10-25 40.0%
3PT%	1-5 20.0%
FT%	10-12 83.3%
GM FG%	24-54 44.4%
3PT%	4-13 30.8%
FT%	18-24 75.0%
Dead Ball Rebounds: 3, 1	

Auburn - 101													Record: 20-5 (9-3)		Technical Fouls: Johnson 2 nd 6:38	
NO. Name	Min	FG M-A	3P M-A	FT M-A	Rebounds OR DR TOT	Fouls PF FD	TP	AS	TO	ST	Blocks BS BA +/-					
2 Jaylin Williams	F 24:06	8-11	5-7	2-2	1 1 2	3 2	23	1	0	2	0	22				
4 Johni Broome	F 22:17	8-15	4-5	1-3	0 2 2	1 4	21	0	0	0	2	8				
5 Chris Moore	F 14:58	0-0	0-0	0-0	2 1 3	1 0	0	1	0	0	0	-6				
3 Tre Donaldson	G 20:11	5-8	0-0	1-1	0 0 0	1 1	11	4	0	2	0	5				
12 Denver Jones	G 25:26	2-6	0-1	3-3	1 0 1	0 2	7	1	2	0	0	1				
0 K.D. Johnson	19:17	2-3	1-2	4-4	0 2 2	4 2	9	1	1	3	0	40				
1 Aden Holloway	10:38	1-3	0-2	0-0	0 2 2	0 1	2	3	0	1	0	23				
10 Chad Baker-Mazara	15:47	4-4	2-2	0-0	5 5 3	2 2	10	3	3	0	0	20				
31 Chaney Johnson	13:40	2-3	0-1	2-2	0 2 2	0 2	6	2	0	1	0	15				
44 Dylan Cardwell	15:29	2-3	0-0	4-4	0 0 0	4 2	8	5	0	0	4	29				
24 Lior Berman	09:15	1-1	0-0	0-0	1 1 1	1 0	2	1	0	1	0	14				
20 Carter Sobera	02:14	0-0	0-0	0-0	2 2 2	0 0	0	0	0	0	0	3				
21 Blake Muschalek	02:14	0-0	0-0	0-0	1 1 1	0 0	0	0	0	0	0	3				
23 Addarin Scott	02:14	0-0	0-0	0-0	0 0 0	0 0	0	0	0	0	0	3				
55 Jalen Harper	02:14	1-2	0-0	0-0	0 0 0	0 0	2	0	0	0	1	3				
Team					1 5 6											
Totals		36-59	12-20	17-19	5 24 29	18 18	101	22	7	10	6	4				

Shooting By Period	
1st FG%	19-30 63.3%
3PT%	7-11 63.6%
FT%	5-6 83.3%
2nd FG%	17-29 58.6%
3PT%	5-9 55.6%
FT%	12-13 92.3%
GM FG%	36-59 61.0%
3PT%	12-19 63.0%
FT%	17-20 85.0%
Dead Ball Rebounds: 1, 2	

Points from Turnovers		Period by Period Scoring	
USC	AUB	1st	2nd
5 (1 st 17:48)	41 (2 nd 0:49)	28	33
Best Scoring Run	4 (1 st 18:32)	14 (2 nd 0:49)	36
Lead Changes	1	5	61
Times Tied	1	USC	28 33 61
Time with Lead	02:58	AUB	50 51 101

Auburn - 59													Record: 20-6 (9-4)		Technical Fouls: NONE	
NO. Name	Min	FG M-A	3P M-A	FT M-A	Rebounds OR DR TOT	Fouls PF FD	TP	AS	TO	ST	Blocks BS BA +/-					
2 Jaylin Williams	F 23:42	1-5	0-2	1-2	0 0 0	0 4	3	1	1	1	0	-4				
4 Johni Broome	F 31:22	5-13	0-3	4-4	6 5 11	4 3	14	2	1	1	3	-5				
5 Chris Moore	F 11:37	0-1	0-1	1-2	1 1 2	1 1	1	0	1	0	0	-9				
3 Tre Donaldson	G 11:08	0-3	0-1	1-2	0 3 3	4 1	1	0	2	1	0	-6				
12 Denver Jones	G 27:59	3-11	3-7	3-4	1 3 4	0 3	12	2	0	0	0	-5				
10 Chad Baker-Mazara	26:12	2-3	1-1	9-9	1 5 6	1 6	14	3	2	1	1	-3				
0 K.D. Johnson	25:31	3-10	0-2	0-0	1 1 2	3 0	6	1	1	2	1	-5				
1 Aden Holloway	14:50	1-5	0-3	2-3	0 2 2	0 1	4	0	0	1	0	-6				
31 Chaney Johnson	16:18	0-2	0-2	0-1	0 2 2	1 0	1	0	1	0	0	-7				
44 Dylan Cardwell	08:38	2-2	0-0	0-3	1 0 1	1 2	4	1	1	0	0	-6				
24 Lior Berman	02:43	0-0	0-0	0-0	1 0 1	0 1	0	0	0	0	0	1				
Team					2 0 2											
Totals		17-55	4-22	21-30	14 22 36	16 23	59	11	11	8	5	-11				

Points from Turnovers		Period by Period Scoring	
UKY	AUB	1st	2nd
16 (2 nd 6:05)	0 (1 st 20:00)	23	26
Best Scoring Run	9 (1 st 14:27)	8 (2 nd 2:59)	36
Lead Changes	0	20	10
Times Tied	1	13	9
Time with Lead	38:39	00:00	15

GAME 27 | #14/14 AUBURN 97, GEORGIA 76

Official Basketball Box Score - Final Auburn at Georgia 02/24/24 Stegeman Coliseum, Athens 2023-24 Men's Basketball													Game Time: 6:00 PM Game Duration: 2:08 Attendance: 10,523			
Auburn - 97													Record: 21-6 (10-4)		Officials: Pat Adams, Bari Lenox, Todd Austin	
NO. Name	Min	FG M-A	3P M-A	FT M-A	Rebounds OR DR TOT	Fouls PF FD	TP	AS	TO	ST	Blocks BS BA +/-					
4 Johni Broome	F 26:17	7-10	1-2	1-4	5 8 13	3 5	16	2	3	0	2	22				
10 Chad Baker-Mazara	F 27:11	8-12	2-3	7-7	4 5 3	3 4	25	4	0	2	1	20				
1 Aden Holloway	G 27:39	5-10	2-8	0-0	1 1 1	1 0	15	3	1	0	0	24				
12 Denver Jones	G 18:55	3-4	3-3	0-0	0 0 0	3 0	8	0	0	0	1	12				
31 Chaney Johnson	G 26:42	6-9	1-3	3-4	0 4 4	3 3	16	1	0	1	0	14				
44 Dylan Cardwell	24:13	2-3	1-2	0-0	0 3 3	3 1	5	2	1	0	1	10				
0 K.D. Johnson	21:05	3-6	2-4	0-0	1 1 1	5 1	8	3	2	0	0	9				
3 Tre Donaldson	12:21	0-2	0-1	0-1	0 2 2	1 1	0	0	0	0	0	-3				
5 Chris Moore	02:42	0-0	0-0	0-0	0 0 0	0 0	0	0	0	0	0	-3				
24 Lior Berman	12:55	2-2	0-0	0-0	0 1 1	2 0	4	1	1	0	0	0				
Team					2 1 3											
Totals		36-58	14-26	11-16	8 25 33	24 15	97	16	9	3	5	2				

Shooting By Period	
1st FG%	17-29 58.7%
3PT%	6-14 42.9%
FT%	5-7 71.4%
2nd FG%	19-30 63.3%
3PT%	8-12 66.7%
FT%	6-9 66.7%
GM FG%	36-58 62.1%
3PT%	14-26 53.8%
FT%	11-16 68.8%
Dead Ball Rebounds: 1, 0	

Georgia - 76													Record: 15-12 (5-9)		Technical Fouls: DeLoach 1 st 11:37 Melendez 1 st 4:12	
NO. Name	Min	FG M-A	3P M-A	FT M-A	Rebounds OR DR TOT	Fouls PF FD	TP	AS	TO	ST	Blocks BS BA +/-					
23 Jalen DeLoach	F 06:49	1-2	0-0	1-1	0 0 0	3 1	3	0	1	0	0	-9				
54 Russel Tchewa	C 31:22	6-12	0-0	4-6	1 6 7</											

2023-24 BOX SCORES

GAME 29 | #11/11 AUBURN 78, MISSISSIPPI STATE 63



Official Basketball Box Score - Final
Mississippi St. at Auburn
 03/02/24 Neville Arena, Auburn
 2023-24 Men's Basketball

Game Time: 3:00 PM
 Game Duration: 2:12
 Attendance: 9,121

Officials: Terry Oglesby, Mike Nance, Anthony Jordan

Mississippi St. - 63

Record: 19-10 (8-8)

NO. Name	Min	FG			Rebounds			Fouls			TP	AS	TO	ST	Blocks		+/-
		M-A	3P-A	FT-A	OR	DR	TOT	PF	FD	BS					BA		
1 Tolu Smith III	33:23	6-15	0-0	2-4	4	6	10	4	2	14	2	3	2	0	3	-6	
4 Cameron Matthews	F 29:21	1-3	0-0	1-2	3	7	10	4	5	3	3	1	2	0	1	-15	
3 Shakeel Moore	G 27:08	2-6	1-3	1-2	0	0	0	0	1	6	1	2	0	1	2	-4	
5 Shawn Jones, Jr.	G 14:54	1-4	0-2	2-2	1	0	1	3	1	4	0	2	0	0	0	-5	
13 Josh Hubbard	G 36:01	6-15	6-11	5-6	1	2	3	1	5	23	3	2	0	0	2	-14	
0 D.J. Jeffries	F 17:54	3-6	0-2	0-2	1	3	4	2	2	6	0	0	1	0	0	-7	
10 Dashawn Davis	22:29	2-5	0-2	1-2	1	1	2	1	1	5	2	0	0	0	0	-14	
12 KeShawn Murphy	13:55	1-1	0-0	0-0	1	2	3	3	0	2	0	0	1	1	0	1	
15 Jimmy Bell Jr.	04:55	0-1	0-0	0-0	0	0	0	0	1	0	0	1	0	0	1	-11	
Team					2	1	3			0		2					
Totals		22-56	7-20	12-20	14	22	36	18	18	63	11	13	6	2	9	-15	

Shooting By Period			
1st FG%	8-29	27.6%	
3PT%	1-10	10.0%	
FT%	5-6	83.3%	
2nd FG%	14-27	51.9%	
3PT%	6-10	60.0%	
FT%	7-14	50.0%	
GM FG%	22-56	39.3%	
3PT%	7-20	35.0%	
FT%	12-20	60.0%	

Dead Ball Rebounds: 5, 1

Technical Fouls: NONE

Auburn - 78

Record: 22-7 (11-5)

NO. Name	Min	FG			Rebounds			Fouls			TP	AS	TO	ST	Blocks		+/-
		M-A	3P-A	FT-A	OR	DR	TOT	PF	FD	BS					BA		
2 Jaylin Williams	F 22:21	1-3	0-1	8-8	0	3	3	3	5	10	3	1	0	2	0	14	
4 Johni Broome	F 24:49	7-13	1-2	2-4	2	4	6	3	3	17	1	1	0	1	0	10	
10 Chad Baker-Mazara	F 27:02	4-7	1-2	1-2	1	2	3	5	3	10	4	4	2	2	0	15	
1 Aden Holloway	G 21:10	0-1	0-0	0-0	0	1	1	1	0	0	1	1	2	0	0	6	
12 Denver Jones	G 28:28	5-11	3-5	2-2	0	4	4	1	2	15	1	1	2	0	1	10	
3 Tre Donaldson	18:50	2-6	0-1	0-0	0	0	0	3	0	4	6	0	0	0	1	9	
31 Chaney Johnson	17:39	3-4	2-2	0-0	0	2	2	3	8	2	1	0	1	0	1	1	
2 Lior Berman	09:20	2-3	1-2	0-0	0	0	0	1	5	0	1	0	0	0	0	0	
44 Dylan Cardwell	15:11	3-3	0-0	0-1	2	3	5	1	1	6	1	0	1	2	0	5	
5 Chris Moore	06:12	0-1	0-0	0-0	0	0	0	0	0	0	0	1	0	0	0	2	
0 K.D. Johnson	08:58	1-4	1-4	0-0	0	0	0	0	0	3	0	0	0	1	0	3	
Team					3	3	6			0		0					
Totals		28-56	9-19	13-17	8	22	30	19	18	78	19	10	8	9	2	15	

Shooting By Period			
1st FG%	17-31	54.8%	
3PT%	4-9	44.4%	
FT%	1-2	50%	
2nd FG%	11-25	44.0%	
3PT%	5-10	50.0%	
FT%	12-15	80%	
GM FG%	28-56	50.0%	
3PT%	9-19	47.4%	
FT%	13-17	76.5%	

Dead Ball Rebounds: 1, 1

Technical Fouls: Baker-Mazara 2nd 15:07

	MSU	AUB
Biggest lead	0 (1 st 20:00)	19 (1 st 3:57)
Best Scoring Run	6 (2 nd 13:28)	8 (2 nd 10:49)
Lead Changes	0	0
Times Tied	0	0
Time with Lead	00:00	39:39

Points from	MSU	AUB
Turnovers	13	8
Paint	30	28
Second Chance	10	10
Fast Breaks	12	12
Bench	13	26

Period by Period Scoring	1st	2nd	TOT
MSU	22	41	63
AUB	39	39	78

GAME 30 | #13/14 AUBURN 101, MISSOURI 74



Official Basketball Box Score - Final
Auburn at Missouri
 03/05/24 Mizzou Arena, Columbia
 2023-24 Men's Basketball

Game Time: 8:05 PM
 Game Duration: 2:28
 Attendance: 10,041

Officials: K.B. Burdett Jr., Owen Shortt, Chuck Jones

Auburn - 101

Record: 23-7 (12-5)

NO. Name	Min	FG			Rebounds			Fouls			TP	AS	TO	ST	Blocks		+/-
		M-A	3P-A	FT-A	OR	DR	TOT	PF	FD	BS					BA		
2 Jaylin Williams	F 24:37	5-7	0-1	5-5	0	2	2	1	3	15	0	1	0	2	0	20	
4 Johni Broome	F 23:43	7-14	0-2	3-5	3	5	8	2	4	17	2	1	0	3	1	25	
10 Chad Baker-Mazara	F 27:31	4-9	3-5	4-4	2	5	7	1	2	15	0	1	1	1	1	26	
1 Aden Holloway	G 21:43	3-5	1-3	2-2	0	2	2	2	1	9	5	0	1	0	0	20	
12 Denver Jones	G 22:30	3-5	0-2	4-4	1	0	1	3	3	10	4	1	1	0	0	29	
31 Chaney Johnson	14:52	1-2	0-0	5-6	0	6	6	3	4	7	0	1	0	1	0	6	
0 K.D. Johnson	14:45	1-6	0-3	1-1	0	0	0	5	2	3	2	1	0	0	1	1	
3 Tre Donaldson	18:53	3-9	3-5	0-0	0	2	2	3	0	9	2	0	1	0	2	5	
44 Dylan Cardwell	16:17	5-5	1-1	1-2	4	2	6	4	4	12	0	3	0	1	0	2	
5 Chris Moore	13:00	2-3	0-1	0-0	2	1	3	1	0	4	1	0	0	0	1	2	
21 Blake Muschalek	02:09	0-0	0-0	0-0	0	0	0	0	0	0	0	0	0	0	0	-1	
Team					2	2	4			0		2					
Totals		34-65	8-23	25-29	14	27	41	25	23	101	16	11	4	8	6	27	

Shooting By Period			
1st FG%	15-40	37.5%	
3PT%	2-14	14.3%	
FT%	12-13	92.3%	
2nd FG%	19-25	76.0%	
3PT%	6-9	66.7%	
FT%	13-16	81.3%	
GM FG%	34-65	52.3%	
3PT%	8-23	34.8%	
FT%	25-29	86.2%	

Dead Ball Rebounds: 3, 0

Technical Fouls: Johnson 2nd 15:07

Missouri - 74

Record: 8-22 (0-17)

NO. Name	Min	FG			Rebounds			Fouls			TP	AS	TO	ST	Blocks		+/-
		M-A	3P-A	FT-A	OR	DR	TOT	PF	FD	BS					BA		
0 Jordan Butler	F 08:54	2-5	0-0	0-0	2	0	2	2	0	4	0	0	0	0	2	-5	
23 Aidan Shaw	F 28:43	2-3	0-0	3-4	3	6	9	2	3	7	0	0	1	2	1	-22	
2 Tamar Bates	G 21:38	4-8	2-3	2-2	0	4	4	0	1	12	2	3	0	1	2	-21	
10 Nick Honor	G 31:20	2-7	2-5	5-6	0	0	0	1	4	11	0	1	1	0	0	-16	
55 Sean East II	G 36:35	4-17	1-2	12-13	1	2	3	3	8	21	3	0	2	0	1	-22	
45 Mabor Majak	09:13	1-1	0-0	0-0	1	2	3	4	1	2	0	1	0	0	0	-8	
13 Jesus Carralero Martin	19:20	1-3	0-0	3-4	2	2	4	4	3	5	2	3	2	0	0	-8	
14 Anthony Robinson II	16:46	1-3	0-1	4-4	0	0	0	4	3	6	0	0	0	1	0	-9	
11 Trent Pierce	02:14	0-2	0-1	0-0	0	0	0	0	0	0	0	0	0	0	1	-8	
35 Noah Carter	19:32	2-6	0-3	2-2	0	2	2	4	1	6	0	0	0	2	1	-8	
4 Curt Lewis	04:48	0-1	0-0	0-0	0	0	0	0	0	0	0	1	0	0	0	-7	
12 Jackson Francois	00:57	0-0	0-0	0-0	0	0	0	0	0	0	0	0	0	0	0	-1	
Team					1	0	1			0		3					
Totals		19-56	5-15	31-35	10	18	28	25	24	74	7	11	7	6	8	-27	

Shooting By Period			
1st FG%	10-27	37.0%	
3PT%	4-8	50.0%	
FT%	15-16	93.8%	
2nd FG%	9-29	31.0%	
3PT%	1-7	14.3%	
FT%	16-19	84.2%	
GM FG%	19-56	33.9%	
3PT%	5-15	33.3%	
FT%	31-35	88.6%	

Dead Ball Rebounds: 4, 0

Technical Fouls: Coach 1st 9:08 Majak 2nd 15:07

	AUB	MIZ
Biggest lead	29 (2 nd 0:40)	3 (1 st 18:06)
Best Scoring Run	9 (2 nd 17:41)	6 (1 st 3:47)
Lead Changes	2	0
Times Tied	1	0
Time with Lead	37:09	02:05

Points from	AUB	MIZ
Turnovers	12	6
Paint	48	22
Second Chance	22	7
Fast Breaks	18	7
Bench	35	19

Period by Period Scoring	1st	2nd	TOT
AUB	44	57	101
MIZ	39	35	74