



# BASEBALL

**2022 MEDIA GUIDE**







## TABLES OF CONTENTS/QUICKFACTS

## 2022 AUBURN BASEBALL INFORMATION

Table of Contents/Quick Facts	1
2022 Roster	2
2022 Schedule	3
TV/Radio Chart	4-5
Plainsman Park	6
Plainsman Park Facts & Records	7
Head Coach Butch Thompson	8-9
Assistant Coach Karl Nonemaker	10
Assistant Coach Gabe Gross	11
Volunteer Assistant Tim Hudson	12
Support Staff	13
Administration	14
2022 Player Profiles	15-56

## 2021 YEAR IN REVIEW

2021 Auburn Team Stats	57
2021 Notes	58-59
2021 Game-By-Game Hitting	60
2021 Game-By-Game Results	61
2021 Superlatives & Miscellaneous Stats	62
2021 Starting Lineups & Starters	63-64
2022 SEC Tournament	65

## HISTORY &amp; RECORDS

Auburn Records	66-67
Single-Season Top 10 Hitting	68
Career Top 10 Hitting	69
Single-Season Top 10 Pitching	70
Career Top 10 Pitching	71
Team Top 10	72
Year-By-Year Team Stats (1949-Pres.)	73-74
Streaks & Sweeps	75
Year-By-Year Leaders	76-78
SEC & NCAA Leaders/No-Hitters & Perfect Games	79
Home Run Records	80-81
Five-Hit Games/20-Run Games	81
The Last Time	82
Year-By-Year Results (1895-1948)	83-86
Year-By-Year Results & Team Stats (1949-Pres.)	87-115
Auburn On Television	116-117
Series Records	118
Results vs. Opponents	119-131
Coaching Records	132
Year-By-Year Standings	133
Auburn at the College World Series	134
Auburn in NCAA Regionals/Super Regionals	135-138
Auburn in SEC Tournaments	139-140
All-Time Honors & Awards	141-143
Auburn in MLB	144-145
MLB Honors/World Series History	145
All-Time Draft Picks	146
Letterwinners (1949-Pres.)	147-149

## KEY POSITION PLAYERS RETURNING (7)

Player	Cl.	Pos.	Ht.	Wt.	2021 Statistics
Ryan Dyal*	R-So.	C	5-10	197	.200, 18 R, 14 H, 2 2B, 3 HR, 7 RBI
Garrett Farquhar	5th	IF	5-11	187	.375, 8 R, 12 H, 4 2B, 7 RBI
Cole Foster	So.	IF	6-1	190	.292, 5 R, 7 H, 3 2B, 1 RBI
Cam Hill*	So.	IF	6-5	214	.270, 19 R, 30 H, 6 2B, 5 HR, 22 RBI
Kason Howell*	Sr.	OF	6-0	180	.260, 29 R, 45 H, 12 2B, 8 HR, 30 RBI
Brody Moore*	Sr.	IF	5-11	183	.292, 25 R, 56 H, 11 2B, 2 HR, 32 RBI
Bryson Ware*	Jr.	OF	6-2	193	.254, 36 R, 35 H, 6 2B, 6 HR, 26 RBI

\* - 2021 starter

## KEY PITCHERS RETURNING (7)

Player	Cl.	Ht.	Wt.	2021 Statistics
Mason Barnett	Jr.	6-0	218	2-4, 5.40 ERA, 16 G/6 GS, 40.0 IP, 21 BB, 43 K
Trace Bright	Jr.	6-4	199	4-4, 6.98 ERA, 19 G/11 GS, 49.0 IP, 18 BB, 43 K
Blake Burkhalter	Jr.	6-0	204	1-0, 1.71 ERA, 17 G, 21.0 IP, 16 BB, 30 K
Joseph Gonzalez	So.	6-4	230	2-3, 6.17 ERA, 21 G/5 GS, 42.1 IP, 10 BB, 30 K
Hayden Mullins	Jr.	6-0	194	2-0, 2.38 ERA, 7 G, 11.1 IP, 4 BB, 19 K
Carson Skipper	Sr.	6-2	211	2-2, 4.25 ERA, 19 G, 2 SV, 29.2 IP, 9 BB, 37 K
Carson Swilling	So.	5-11	196	1-2, 3.34 ERA, 21 G, 2 SV, 29.2 IP, 14 BB, 33 K

## RADIO INFORMATION

Primary Stations	WTGZ-FM (93.9), WQSI-FM (95.9)
Radio Network	Auburn Sports Network
Primary Contact	Andy Burcham
Play-by-Play Announcers	Andy Burcham & Brad Law

## GENERAL INFORMATION

Location	Auburn, Ala.
Founded	October 1, 1856
Enrollment	31,526
Nickname	Tigers
Colors	Burnt Orange and Navy Blue
Affiliation	NCAA Division I
Conference	Southeastern (SEC West)
President	Dr. Jay Gogue (Auburn)
Athletic Director	Allen Greene (Notre Dame)

## KEY NUMBERS

Media Relations Office	(334) 844-9800
Media Relations FAX	(334) 844-9807
Plainsman Park Press Box	(334) 844-4138
Athletic Department Phone	(334) 844-4750
Baseball Office	(334) 844-4975
Ticket Office	(855) 282-2010
Website	www.AuburnTigers.com
Twitter	@AuburnBaseball

## STADIUM INFORMATION

Stadium	Samford Stadium-Hitchcock Field at Plainsman Park
First Year/Renovated	1950/1996
Capacity	4,096
All-Time Record	1,259-570 (.688)
Dimensions	LF- 315; CF- 385; RF- 331
Alleys	LC- 335/385; RC- 360

## HISTORY

All-Time Record (since 1895)	2,519-1,709-33 (.595)
Record since 1949 (Modern Era)	1,988-1,375-4 (.591)
All-Time Conference Record	925-881-3 (.512)
All-Time SEC Tournament Record	35-51 (.407)
NCAA Tournament Appearances	22
NCAA Regional Record	51-45 (.531)
Last NCAA Regional	2019 (Atlanta, Ga.)
Last NCAA Super Regional	2019 (Chapel Hill, N.C.)
College World Series Appearances	5
College World Series Record	3-10 (.231)
Last College World Series	2019

## COACHING/SUPPORT STAFF

Head Coach	Butch Thompson (Birmingham-Southern)
Record at Auburn	179-142 (.558), Seventh year
Career Record	218-163 (.572), Eighth year
Assistant Coach & Recruiting Coordinator	Karl Nonemaker (Vanderbilt)
Assistant Coach & Hitting Coach	Gabe Gross (Auburn)
Volunteer Assistant Coach & Pitching Coach	Tim Hudson (Auburn)
Director of Player Development	Aaron Everett (UT Martin)
Director of Operations	Greg Drye (Southern Miss)
Athletic Administrator	Brant Ust (Notre Dame)
Strength and Conditioning	Chris Joyner (Minnesota State, Mankato)
Athletic Trainer	Anthony Sandersen (South Dakota St.)

## TEAM INFORMATION

	Total	Home	Away	Neut.
2021 Overall Record	25-27	15-14	9-10	1-3
2021 SEC Record	10-20	4-11	6-9	0-0
Conference Finish	6th, West; 12th Overall			
2021 Postseason	SEC Tournament			
2021 Final Ranking	N/A			
Letterwinners Returning/Lost	20/12			
Position Starters Returning/Lost	5/5			
Pitchers Returning/Lost	9/6			
Newcomers	22			

## ATHLETIC COMMUNICATIONS

Baseball SID	George Nunnelley
SID FAX Number	(334) 844-9807
Nunnelley's Cell Phone	(502) 609-9982
Nunnelley's Email	gnunnelley@auburn.edu
Assoc. AD/Communications	Kirk Sampson
Sampson's Email	kirk@auburn.edu
SID Mailing Address	P.O. Box 351; Auburn, AL 36830-0351
SID Overnight Address	Athletic Complex
	392 S. Donahue Dr., Auburn, AL 36849





# 2022 AUBURN BASEBALL ROSTER

## BY POSITION PITCHERS

No.	Name	B/T	Pos.	Cl.	Ht.	Wt.	Hometown (Previous School)
46	Chase Allsup	S/R	RHP	Fr.	6-1	220	Dothan, Ala. (Dothan)
41	John Armstrong	R/R	RHP	Fr.	5-11	200	Marietta, Ga. (Harrison)
52	Jordan Armstrong	R/R	RHP	Sr.	6-2	184	McDonough, Ga. (Chattahoochee Valley CC)
18	Mason Barnett	R/R	RHP	Jr.	6-0	218	Cartersville, Ga. (Cartersville)
34	Ben Bosse	R/R	RHP	Fr.	6-1	194	Brenham, Texas (Brenham)
21	Trace Bright	R/R	RHP	Jr.	6-4	199	Montgomery, Ala. (Trinity Presbyterian)
40	Blake Burkhalter	R/R	RHP	Jr.	6-0	204	Dothan, Ala. (Northview)
23	Parker Carlson	R/R	RHP	Fr.	6-1	170	Mobile, Ala. (Faith Academy)
54	Konner Copeland	L/L	LHP	So.	6-2	178	Mobile, Ala. (Pensacola State CC)
57	Tyler Drabick	R/R	RHP	Gr.	6-2	193	Canton, Ohio (Lipscomb)
14	Brooks Fuller	L/L	LHP	Sr.	6-3	210	Auburn, Ala. (Auburn)
45	Joseph Gonzalez	R/R	RHP	So.	6-4	230	Humacao, P.R. (Leadership Christian Academy)
9	Cade Granzow	R/R	RHP	Fr.	6-3	220	Franklin, Tenn. (Brentwood)
43	Chase Isbell	R/R	RHP	Jr.	6-2	198	Springville, Ala. (Samford)
20	Hayden Mullins	L/L	LHP	Jr.	6-0	194	Gallatin, Tenn. (Hendersonville)
44	Grant Newton	R/R	RHP	R-Jr.	6-4	236	Orange County, Calif. (Santa Ana College)
47	Tommy Sheehan	L/L	LHP	Gr.	6-0	209	Brielle, N.J. (Notre Dame)
29	Carson Skipper	L/L	LHP	Sr.	6-2	211	Trussville, Ala. (Hewitt-Trussville)
32	Carson Swilling	R/R	RHP	So.	5-11	196	Smiths Station, Ala. (Smiths Station)
22	Garrett Wade	L/L	LHP	R-Jr.	6-3	199	Hartselle, Ala. (Hartselle)

## CATCHERS

No.	Name	B/T	Pos.	Cl.	Ht.	Wt.	Hometown (Previous School)
6	Ryan Dyal	L/R	C	R-So.	5-10	197	Senoia, Ga. (East Coweta)
28	Nate LaRue	R/R	C/RHP	Jr.	6-3	217	Mobile, Ala. (McGil-Toolen)
13	Ben Schorr	R/R	C	R-Fr.	6-0	185	Columbus, Ga. (Columbus)
50	Jake Wyandt	R/R	C	Gr.	5-11	195	Laurel, Md. (Presbyterian)

## INFIELDBERS

No.	Name	B/T	Pos.	Cl.	Ht.	Wt.	Hometown (Previous School)
51	Luke Burk	R/R	IF	Jr.	6-0	219	Galena, Mo. (Neosho County CC)
19	Brooks Carlson	R/R	IF	Gr.	5-11	192	Mobile, Ala. (Samford)
17	Sonny DiChiara	R/R	IF	Sr.	6-1	263	Hoover, Ala. (Samford)
11	Garrett Farquhar	R/R	IF	Sr.-2	5-11	187	Hoover, Ala. (Shelton State CC)
7	Cole Foster	S/R	IF	So.	6-1	190	Plano, Texas (Plano Senior)
16	Cam Hill	L/L	IF/LHP	So.	6-5	214	Madison, Ala. (Bob Jones)
37	Mason Land	L/R	IF	Jr.	5-10	173	Cantonment, Fla. (Chattahoochee Valley CC)
4	Brody Moore	R/R	IF	Sr.	5-11	183	Oneonta, Ala. (Oneonta)
72	Brody Moss	L/R	IF	Fr.	5-11	173	Helena, Ala. (Helena)
1	Blake Rambusch	R/R	IF	R-Jr.	5-9	175	Austin, Texas (Grayson College)

## OUTFIELDERS

No.	Name	B/T	Pos.	Cl.	Ht.	Wt.	Hometown (Previous School)
31	Mike Bello	L/L	OF	Fr.	6-1	190	Oak Ridge, N.J. (Pope John XXIII)
3	Brayton Brown	R/R	OF	Jr.	5-9	180	Selma, Ala. (Morgan Academy)
2	Josh Hall	L/R	OF	R-Jr.	5-9	192	Birmingham, Ala. (Ole Miss)
5	Kason Howell	R/R	OF	Sr.	6-0	180	Argyle, Texas (Liberty Christian)
27	Bobby Peirce	R/R	OF	R-Jr.	6-2	181	Scottsdale, Ariz. (South Mountain CC)
8	Bryson Ware	R/R	OF	Jr.	6-2	193	Madison, Miss. (Pearl River CC)

## COACHES & STAFF

No.	Name	Title	Experience
30	Butch Thompson	Head Coach	Seventh Year
35	Karl Nonemaker	Assistant Coach & Recruiting Coordinator	Fifth Year
39	Gabe Gross	Assistant Coach	Fifth Year
15	Tim Hudson	Volunteer Assistant Coach	Third Year
	Aaron Everett	Director of Player Development	First Year
	Greg Drye	Director of Operations	Seventh Year
	Chris Joyner	Strength & Conditioning Coach	Fourth Year
	Anthony Sandersen	Athletic Trainer	Fifth Year

## NUMERICAL

No.	Name	Pos.
1	Blake Rambusch	IF
2	Josh Hall	OF
3	Brayton Brown	OF
4	Brody Moore	IF
5	Kason Howell	OF
6	Ryan Dyal	C
7	Cole Foster	IF
8	Bryson Ware	OF
9	Cade Granzow	RHP
11	Garrett Farquhar	IF
13	Ben Schorr	C
14	Brooks Fuller	LHP
16	Cam Hill	IF/LHP
17	Sonny DiChiara	IF
18	Mason Barnett	RHP
19	Brooks Carlson	IF
20	Hayden Mullins	LHP
21	Trace Bright	RHP
22	Garrett Wade	LHP
23	Parker Carlson	RHP
27	Bobby Peirce	OF
28	Nate LaRue	C/RHP
29	Carson Skipper	LHP
31	Mike Bello	OF
32	Carson Swilling	RHP
34	Ben Bosse	RHP
37	Mason Land	IF
40	Blake Burkhalter	RHP
41	John Armstrong	RHP
43	Chase Isbell	RHP
44	Grant Newton	RHP
45	Joseph Gonzalez	RHP
46	Chase Allsup	RHP
47	Tommy Sheehan	LHP
50	Jake Wyandt	C
51	Luke Burk	IF
52	Jordan Armstrong	RHP
54	Konner Copeland	LHP
57	Tyler Drabick	RHP
72	Brody Moss	IF



## 2022 AUBURN BASEBALL SCHEDULE

DATE	DAY	OPPONENT	LOCATION	TIME
Feb. 18	Friday	vs. Oklahoma!	Arlington, TX	11 am
Feb. 19	Saturday	vs. Texas Tech!	Arlington, TX	3 pm
Feb. 20	Sunday	vs. Kansas State!	Arlington, TX	10:30 am
<b>FEB. 23</b>	<b>WEDNESDAY</b>	<b>TROY</b>	<b>AUBURN</b>	<b>5 PM</b>
<b>FEB. 25</b>	<b>FRIDAY</b>	<b>YALE</b>	<b>AUBURN</b>	<b>6 PM</b>
<b>FEB. 26</b>	<b>SATURDAY</b>	<b>YALE</b>	<b>AUBURN</b>	<b>2 PM</b>
<b>FEB. 27</b>	<b>SUNDAY</b>	<b>YALE</b>	<b>AUBURN</b>	<b>12 PM</b>
<b>MAR. 1</b>	<b>TUESDAY</b>	<b>ALABAMA STATE</b>	<b>AUBURN</b>	<b>6 PM</b>
<b>MAR. 2</b>	<b>WEDNESDAY</b>	<b>UAB</b>	<b>AUBURN</b>	<b>6 PM</b>
<b>MAR. 4</b>	<b>FRIDAY</b>	<b>RHODE ISLAND</b>	<b>AUBURN</b>	<b>6 PM</b>
<b>MAR. 5</b>	<b>SATURDAY</b>	<b>RHODE ISLAND (DH)</b>	<b>AUBURN</b>	<b>2 PM</b>
<b>MAR. 6</b>	<b>SUNDAY</b>	<b>RHODE ISLAND</b>	<b>AUBURN</b>	<b>1 PM</b>
Mar. 7	Tuesday	vs. Tennessee Tech#	Huntsville, AL	6 pm
<b>MAR. 11</b>	<b>FRIDAY</b>	<b>MIDDLE TENNESSEE</b>	<b>AUBURN</b>	<b>6 PM</b>
<b>MAR. 12</b>	<b>SATURDAY</b>	<b>MIDDLE TENNESSEE</b>	<b>AUBURN</b>	<b>2 PM</b>
<b>MAR. 13</b>	<b>SUNDAY</b>	<b>MIDDLE TENNESSEE</b>	<b>AUBURN</b>	<b>1 PM</b>
<b>MAR. 15</b>	<b>TUESDAY</b>	<b>KENNESAW STATE</b>	<b>AUBURN</b>	<b>6 PM</b>
<b>MAR. 17</b>	<b>THURSDAY</b>	<b>OLE MISS*</b>	<b>AUBURN</b>	<b>6 PM</b>
<b>MAR. 18</b>	<b>FRIDAY</b>	<b>OLE MISS*</b>	<b>AUBURN</b>	<b>6 PM</b>
<b>MAR. 19</b>	<b>SATURDAY</b>	<b>OLE MISS*</b>	<b>AUBURN</b>	<b>2 PM</b>
Mar. 22	Tuesday	vs. South Alabama\$	Montgomery, AL	6 pm
Mar. 25	Friday	at Texas A&M*	Bryan-College Station, TX	6:30 pm
Mar. 26	Saturday	at Texas A&M*	Bryan-College Station, TX	2 pm
Mar. 27	Sunday	at Texas A&M*	Bryan-College Station, TX	1 pm
<b>MAR. 29</b>	<b>TUESDAY</b>	<b>JACKSONVILLE STATE</b>	<b>AUBURN</b>	<b>6 PM</b>
Mar. 31	Thursday	at LSU*	Baton Rouge, LA	6 pm
Apr. 1	Friday	at LSU*	Baton Rouge, LA	6:30 pm
Apr. 2	Saturday	at LSU*	Baton Rouge, LA	1 pm
Apr. 5	Tuesday	at UAB%	Birmingham, AL	6 pm
<b>APR. 8</b>	<b>FRIDAY</b>	<b>VANDERBILT*</b>	<b>AUBURN</b>	<b>6 PM</b>
<b>APR. 9</b>	<b>SATURDAY</b>	<b>VANDERBILT*</b>	<b>AUBURN</b>	<b>TBA</b>
<b>APR. 10</b>	<b>SUNDAY</b>	<b>VANDERBILT*</b>	<b>AUBURN</b>	<b>1 PM</b>
<b>APR. 12</b>	<b>TUESDAY</b>	<b>SAMFORD</b>	<b>AUBURN</b>	<b>6 PM</b>
Apr. 14	Thursday	at Miss. State*	Starkville, MS	7 pm
Apr. 15	Friday	at Miss. State*	Starkville, MS	TBA
Apr. 16	Saturday	at Miss. State*	Starkville, MS	TBA
<b>APR. 19</b>	<b>TUESDAY</b>	<b>ALABAMA STATE</b>	<b>AUBURN</b>	<b>6 PM</b>
<b>APR. 22</b>	<b>FRIDAY</b>	<b>SOUTH CAROLINA*</b>	<b>AUBURN</b>	<b>6 PM</b>
<b>APR. 23</b>	<b>SATURDAY</b>	<b>SOUTH CAROLINA*</b>	<b>AUBURN</b>	<b>2 PM</b>
<b>APR. 24</b>	<b>SUNDAY</b>	<b>SOUTH CAROLINA*</b>	<b>AUBURN</b>	<b>1 PM</b>
Apr. 26	Tuesday	at Jacksonville State	Jacksonville, AL	6 pm
Apr. 29	Friday	at Tennessee*	Knoxville, TN	6 pm
Apr. 30	Saturday	at Tennessee*	Knoxville, TN	6 pm
May 1	Sunday	at Tennessee*	Knoxville, TN	1 pm
<b>MAY 6</b>	<b>FRIDAY</b>	<b>ARKANSAS*</b>	<b>AUBURN</b>	<b>6 PM</b>
<b>MAY 7</b>	<b>SATURDAY</b>	<b>ARKANSAS*</b>	<b>AUBURN</b>	<b>4:30 PM</b>
<b>MAY 8</b>	<b>SUNDAY</b>	<b>ARKANSAS*</b>	<b>AUBURN</b>	<b>1 PM</b>
May 10	Tuesday	at Troy	Troy, AL	6 p.m.
<b>MAY 13</b>	<b>FRIDAY</b>	<b>ALABAMA*</b>	<b>AUBURN</b>	<b>7:30 PM</b>
<b>MAY 14</b>	<b>SATURDAY</b>	<b>ALABAMA*</b>	<b>AUBURN</b>	<b>2 PM</b>
<b>MAY 15</b>	<b>SUNDAY</b>	<b>ALABAMA*</b>	<b>AUBURN</b>	<b>3 PM</b>
May 17	Tuesday	at Samford^	Hoover, AL	6 pm
May 19	Thursday	at Kentucky*	Lexington, KY	5:30 pm
May 20	Friday	at Kentucky*	Lexington, KY	5:30 pm
May 21	Saturday	at Kentucky*	Lexington, KY	1 pm
<b>POSTSEASON</b>				
May 24-29		SEC Tournament	Hoover, Ala.	TBA
June 3-6		NCAA Regionals	TBA	TBA
June 10-13		NCAA Super Regionals	TBA	TBA
June 17-27		College World Series	Omaha, Neb.	TBA

**LEGEND**

\* SEC game | \$ Round Rock Classic played at Dell Diamond (Round Rock, TX) | ^ Game played at Regions Field (Birmingham, AL)

# Game played at Riverwalk Stadium (Montgomery, AL) | % Game played at Hoover Met (Hoover, AL)

All times central and subject to change | Home games in **BOLD**






# TV/RADIO SPOTTING CHART



**#1 Blake Rambusch**  
R-Jr. • IF • R-R  
5-9 • 175  
Austin, Texas



**#2 Josh Hall**  
R-Jr. • OF • L-R  
5-9 • 192  
Homewood, Ala.




**#3 Brayton Brown**  
Jr. • OF • R-R  
5-9 • 180  
Selma, Ala.




**#4 Brody Moore**  
Sr. • IF • R-R  
5-11 • 183  
Oneonta, Ala.



**#5 Kason Howell**  
Sr. • OF • R-R  
6-0 • 180  
Argyle, Texas



**#6 Ryan Dyal**  
R-So. • C • L-R  
5-10 • 197  
Senoia, Ga.




**#7 Cole Foster**  
So. • IF • S-R  
6-1 • 190  
Plano, Texas



**#8 Bryson Ware**  
Jr. • OF • R-R  
6-2 • 193  
Madison, Miss.



**#9 Cade Granzow**  
Fr. • RHP • R-R  
6-3 • 220  
Franklin, Tenn.



**#11 Garrett Farquhar**  
Sr.-2 • IF • R-R  
5-11 • 187  
Hoover, Ala.



**#13 Ben Schorr**  
R-Fr. • C • R-R  
6-0 • 185  
Columbus, Ga.




**#14 Brooks Fuller**  
Sr. • LHP • L-L  
6-3 • 210  
Auburn, Ala.




**#16 Cam Hill**  
So. • IF/LHP • L-L  
6-5 • 214  
Madison, Ala.



**#17 Sonny DiChiara**  
Sr. • IF • R-R  
6-1 • 263  
Hoover, Ala.



**#18 Mason Barnett**  
Jr. • RHP • R-R  
6-0 • 218  
Cartersville, Ga.



**#19 Brooks Carlson**  
Gr. • IF • R-R  
5-11 • 192  
Mobile, Ala.




**#20 Hayden Mullins**  
Jr. • LHP • L-L  
6-0 • 194  
Gallatin, Tenn.



**#21 Trace Bright**  
Jr. • RHP • R-R  
6-4 • 199  
Montgomery, Ala.



**#22 Garrett Wade**  
R-Jr. • LHP • L-L  
6-3 • 199  
Hartselle, Ala.




**#23 Parker Carlson**  
Fr. • RHP • R-R  
6-1 • 170  
Mobile, Ala.



# TV/RADIO SPOTTING CHART




**#27 Bobby Peirce**  
R-Jr. • OF • R-R  
6-2 • 181  
Scottsdale, Ariz.




**#28 Nate LaRue**  
Jr. • C/RHP • R-R  
6-3 • 217  
Mobile, Ala.




**#29 Carson Skipper**  
Sr. • LHP • L-L  
6-2 • 211  
Trussville, Ala.




**#31 Mike Bello**  
Fr. • OF • L-R  
6-1 • 190  
Oak Ridge, N.J.



**#32 Carson Swilling**  
So. • RHP • R-R  
5-11 • 196  
Smiths Station, Ala.



**#34 Ben Bosse**  
Fr. • RHP • R-R  
6-1 • 194  
Brenham, Texas




**#37 Mason Land**  
Jr. • IF • L-R  
5-10 • 173  
Cantonment, Fla.




**#40 Blake Burkhalter**  
Jr. • RHP • R-R  
6-0 • 204  
Dothan, Ala.




**#41 John Armstrong**  
Fr. • RHP • R-R  
5-11 • 200  
Marietta, Ga.




**#43 Chase Isbell**  
Jr. • RHP • R-R  
6-2 • 198  
Springville, Ala.



**#44 Grant Newton**  
R-Jr. • RHP • R-R  
6-4 • 236  
Orange County, Calif.




**#45 Joseph Gonzalez**  
So. • RHP • R-R  
6-4 • 230  
Humacao, Puerto Rico



**#46 Chase Allsup**  
Fr. • RHP • R-R  
6-1 • 220  
Dothan, Ala.




**#47 Tommy Sheehan**  
Gr. • LHP • L-L  
6-0 • 209  
Brielle, N.J.



**#50 Jake Wyandt**  
Gr. • C • R-R  
5-11 • 195  
Laurel, Md.



**#51 Luke Burk**  
Jr. • IF • R-R  
6-0 • 219  
Galena, Mo.




**#52 Jordan Armstrong**  
Sr. • RHP • R-R  
6-2 • 184  
McDonough, Ga.



**#54 Konner Copeland**  
Sr. • LHP • L-L  
6-2 • 178  
Mobile, Ala.



**#57 Tyler Drabick**  
So. • RHP • R-R  
6-2 • 193  
Canton, Ohio



**#72 Brody Moss**  
Fr. • IF • L-R  
5-11 • 173  
Helena, Ala.







## PLAINSMAN PARK - HOME OF THE TIGERS

Auburn's baseball home for the past 72 seasons, Samford Stadium-Hitchcock Field at Plainsman Park seats 4,096, including 3,227 chairback seats. The design combines the look of old-time ballparks with academic buildings on the Auburn campus to create a facade of brick and painted steel.

A 1998 facelift transformed Auburn's baseball field into a renaissance of Camden Yard proportions. The park offers the brick backstop of Wrigley Field, the dark green chairback seats of Camden Yards and the Green Monster of Fenway Park, each timeless elements borrowed and melded together to create a timeless atmosphere for college baseball.

In 2016, Samford Stadium-Hitchcock Field at Plainsman Park was named one of the top venues in the country for college baseball by D1Baseball.com. Baseball America voted the facility the best in college baseball prior to the 2003 season.

The intimacy of the park extends to the position of the spectators. The front row box seats are located close to the infield action, just four feet off the ground and only 40 feet from the first and third base bags. The backstop is just 60 feet from home plate.

Down the left field line perched above the box seats, a terraced area allows for another 750 fans to enjoy Auburn baseball.

Besides the playing field and grand stands, the structure also houses the Tigers' clubhouse, which features a locker room, training and equipment areas, a newly-renovated, on-site weight room, a team lounge area, coaches' offices and umpire dressing room.

The commitment to excellence of Auburn's baseball program is evident by the continuing efforts to keep Plainsman Park on the forefront of college baseball. Those efforts have included three additions and numerous upgrades to the facility since its initial renovations in 1996.

The most recent additions for the ballpark include the completion of a player development center that includes a 7,100 square foot facility that can be separated between anywhere from one to four hitting or pitching tunnels. Ground was broken in the fall of 2019, and the construction was completed in Jan. 2021. Cosmetic updates to the outfield wall and the replacement of premium seats behind home plate were also completed prior to 2021.

Upgrades prior to the development center were completed prior to the 2018 season and included the laying of artificial turf in foul territory and around the outfield warning track. Additionally, one of the largest video boards in the country, measuring 24'0" x 62'4", and a new state-of-the-art sound system were installed along with a MUSCO LED lighting system before the 2017 season.

Auburn baseball also partnered with TrackMan to implement a data analytic system that brings the Tigers to the forefront nationally in next-level player development. TrackMan incorporates video and uses 3D Doppler radar to measure extension, spin rate, speed, exit velocity and more. TrackMan allows the coaching staff to dive deeper and help Auburn players take the next step to develop and strengthen their identities on the field.

Key renovations and additions came in both 2013 and 2014. First, former Auburn All-American Tim Hudson and his wife Kim donated \$1 million for upgrades to the Auburn clubhouse, locker room, equipment room and athletic training room inside Plainsman Park that were completed in late 2013. Additionally as part of the renovation, new coach's offices, meeting rooms and an alumni room were added.

In 2014 both the home and away dugouts were extended 10 feet and new benches were added complete with permanent camera wells. The dugouts also received new floor matting and LINE-X coating prior to the 2019 season.

Beginning in 2010, the outfield wall was padded and represents a Wall of Fame for Auburn baseball, recognizing former greats of the program. The first class of inductees included Bo Jackson, Gregg Olson, Frank Thomas and Tim Hudson on February 27, 2010.

The Plainsman Park Strength and Rehabilitation Center was completed in January of 2004. It houses an x-ray lab, rehabilitation center, physical therapy area, offices for Auburn Sports Medicine Clinic and Andrews Sports Medicine and Orthopedic Center — a research institute

directed by Dr. James Andrews, which serves nationally acclaimed professional athletes as well as Auburn's student-athletes.

Rehabilitation services are also available to the public. Physical therapist Dave Walsh also operates on the second floor and is dedicated to addressing the needs of Auburn's student-athletes.

In the summer of 2001, construction began on a \$2.3 million renovation to Plainsman Park that included the addition of 630 chairback box seats down the right and left field foul lines. The bullpens, which once existed where the seats down the foul line are now, were relocated during the renovation. Auburn's bullpen is located behind the Green Monster in left field, while the visiting bullpen rests beyond the right-center field fence, next to the K Corner.

Although the grandstand was constructed prior to the 1996 season, one part of the project was already in place for the 1995 season. Auburn installed a dark green asymmetrically designed outfield wall, which provided a distinct change in the playing dynamics of Plainsman Park.

The most unique feature of that fence is still in place with the 30-foot "Green Monster" in left field, which provides an aesthetically pleasing view to spectators in the grandstand. Rather than the left field foul pole being 345 feet from home plate, as in the past, the wall is just 315 feet from the batter.

Beginning at the left field power alley and continuing around to the right field foul pole, the top of the wall drops down from 30 to eight feet.

Auburn baseball moved its home to the present location in time for the 1950 season. Prior to that, all home games were played on what is now a campus green behind the east side of Jordan-Hare Stadium.

Plainsman Park was host to the 1978 NCAA South Regional and NCAA Regionals in 1999, 2003 and 2010. It has also witnessed the budding baseball careers of Bo Jackson, Tim Hudson, Gregg Olson, Scott Sullivan, Frank Thomas, Gabe Gross and Josh Donaldson. In 1994, John Powell struck out LSU's Warren Morris at Plainsman Park to set the NCAA career strikeout record. Powell also set the SEC all-time strikeout mark at Plainsman Park, against Arkansas in 1993.

Plainsman Park also has had the privilege of hosting President George W. Bush. Approximately 14,000 people gathered on October 24, 2002, to listen to Bush speak. Bush's visit marked the first time since Franklin D. Roosevelt in 1939 that a United States President visited Auburn while in office.

The field is named in honor of Billy and Jimmy Hitchcock, brothers who became two of Auburn's most noteworthy athletic performers during the 1930s. In 1997, Plainsman Park was renamed Hitchcock Field at Plainsman Park.

The university renamed the facility Samford Stadium-Hitchcock Field at Plainsman Park in May of 2003, naming the stadium after longtime Auburn Board of Trustee Member W. James "Jimmy" Samford, Jr.

Jimmy Samford, who passed away in December of 2003, worked tirelessly in spearheading the efforts for the renovations of Plainsman Park in the late 1990s. It was his work that has made Samford Stadium-Hitchcock Field at Plainsman Park one of the top collegiate baseball facilities in the country. Samford graduated from Auburn in political science in 1972 and was appointed to the board in 1987.

The late Jimmy Hitchcock was Auburn's first All-American in both baseball and football and was known as the "Phantom of Union Springs" for his overall athletic ability. Following a career in Major League Baseball, Jimmy Hitchcock coached the Auburn baseball team in the 1940s before being elected to the Public Service Commission of Auburn on three different occasions.

Billy Hitchcock led Auburn to its first SEC baseball title in 1937 and to its first football bowl game later that fall. Following a nine-year Major League playing career with five teams, "Mr. Billy" earned the title of "The Dignified War Eagle" as manager of the Detroit Tigers, Baltimore Orioles and Atlanta Braves and as commissioner of the Southern League. Hitchcock passed away at the age of 89 in April 2006.



# PLAINSMAN PARK FACTS & RECORDS



## PLAINSMAN PARK FACTS

### GENERAL INFORMATION

First Year	1950
Years	Entering 71st
Surface	Natural Grass/Artificial Turf
All-Time Record	1,231-551 (.691)
Most Wins, Season	30 (1997 & 2010)
Capacity	4,096

### SEATING BREAKDOWN

Chairback Seats	3,227
Terrace Seats	750
Wheelchair Spaces	60
Press Box Seats	59

### DIMENSIONS

Left Field	315 ft.
Left-Center	335/385 ft.
Center Field	385 ft.
Right-Center	360 ft.
Right Field	331 ft.

### FENCE HEIGHT

Left Field	30 feet
LC to RF Foul Pole	8 feet

### FIRST NIGHT GAME

March 27, 1977 vs. LSU, 2-0, 10-2

### EVENTS HOSTED

- 1978 NCAA South Regional
- 1999 NCAA Regional
- 2002 President George W. Bush Visit
- 2003 NCAA Regional
- 2010 NCAA Regional

### RENOVATIONS/ADDITIONS

- 1995 New outfield wall
- 1996 Renovation of Plainsman Park
- 1998 Existing Scoreboard
- 2002 Addition of 620 chair-back seats down right and left field lines
- 2003 Drainage system and new playing surface
- 2004 Strength and Rehabilitation Center
- 2008 Renovation of team meeting room
- 2009 Original video board installed
- 2010 Wall of Fame added
- 2013 Clubhouse renovated
- Alumni Room
- New coaches' offices in Strength/Rehab Center
- Open fence for home bullpen
- Flagpoles on plaza honoring CWS teams
- Expanded dugouts
- 2014 New video board, sound system, LED lights and chairback seating
- 2017 Complete resurfacing, including artificial turf installation
- 2018 New floor matting and LINE-X coating in dugouts
- 2019 Ground breaking on player development facility
- 2020 Completion of the player development facility, aesthetic updates to outfield wall, concourse and seats
- 2021 Renovated old batting cages into on-site weight room

## ATTENDANCE RECORDS

### SINGLE GAME

Att.	Date	Opponent	Result
4,715	4/6/2002	LSU	W, 11-3
4,673	4/5/2003	Alabama	L, 2-3
4,503	4/4/2003	Alabama	W, 10-2
4,491	4/5/2002	LSU	L, 4-9
4,471	4/12/1997	Alabama	W, 13-8
4,428	4/6/2003	Alabama	W, 7-6
4,415	5/29/1999	NC State	W, 9-7
4,409	3/11/2003	Georgia Tech	L, 2-4
4,360	2/22/2014	California	L, 0-5
4,220	3/29/2008	Tennessee	L, 4-8

### THREE GAME SERIES

Att.	Opponent	Dates
13,606	Alabama	April 4-6, 2003
13,320	LSU	April 5-7, 2002
11,914	South Carolina	Mar. 31-Apr. 2, 2017
11,723	Alabama	May 6-7, 2017
11,514	Auburn Tournament	Feb. 18-20, 2011

### SINGLE SEASON

Att.	Year	Dates	Avg.
111,627	2004	33	3,382
109,778	1999	38	2,888
107,500	2014	34	3,161
106,225	2019	32	3,319
105,720	2005	35	3,020

## PLAINSMAN PARK YEAR-BY-YEAR RECORDS

1950.....	4-7	1986.....	23-7
1951.....	7-4	1987.....	26-7
1952.....	5-5	1988.....	27-8
1953.....	1-5	1989.....	29-7
1954.....	9-2	1990.....	27-11
1955.....	6-5	1991.....	25-11
1956.....	5-6	1992.....	22-12
1957.....	9-4	1993.....	27-7
1958.....	9-6	1994.....	25-8
1959.....	2-1	1995.....	28-5
1960.....	7-3	1996.....	22-11
1961.....	6-3	1997.....	30-6
1962.....	9-1	1998.....	26-8
1963.....	6-0	1999.....	27-5
1964.....	4-1	2000.....	27-8
1965.....	7-0	2001.....	25-4
1966.....	10-3	2002.....	26-7
1967.....	13-4	2003.....	25-12
1968.....	14-3	2004.....	21-12
1969.....	15-7	2005.....	21-14
1970.....	10-6	2006.....	17-17
1971.....	11-6	2007.....	22-13
1972.....	11-12	2008.....	20-15
1973.....	12-7	2009.....	22-13
1974.....	20-4	2010.....	30-9
1975.....	16-11	2011.....	19-14
1976.....	20-8	2012.....	22-13
1977.....	18-7	2013.....	22-12
1978.....	19-8	2014.....	19-16
1979.....	19-4	2015.....	25-11
1980.....	20-8	2016.....	19-16
1981.....	17-12	2017.....	23-13
1982.....	22-8	2018.....	29-6
1983.....	10-16	2019.....	22-10
1984.....	19-10	2020.....	13-5
1985.....	19-6	2021.....	15-14







HEAD COACH BUTCH THOMPSON



# BUTCH THOMPSON

# 30

Butch Thompson was named Auburn's head baseball coach on October 22, 2015 and enters his seventh season with the Tigers in 2022.

Thompson, who spent three seasons as an assistant coach and recruiting coordinator at Auburn from 2006-08, returned to The Plains after seven seasons at Mississippi State as both associate head coach and pitching coach.

A native of Amory, Miss., Thompson has coached 31 Division I All-Americans and 40 all-conference performers. He has seen 18 of his former pitchers make their Major League Baseball debuts, including 12 since 2014. Thompson has also turned 33 pitchers who went undrafted out of high school into MLB draft picks.

Thompson had three pitchers drafted in the first 11 rounds in 2014 and five pitchers drafted, including three in the top 10 rounds, in 2013. He added a first-round selection in the 2016 draft, a third-round pick in Keegan Thompson in 2017 and the first No. 1 overall pick in program history in Casey Mize in 2018. With Tanner Burns also going as a supplemental first round pick in 2020, Auburn became one of four programs with a pair of pitchers drafted in the first round from 2018-20.

Along with his pitching pedigree, Thompson is also considered one of the top recruiters in the country. Since 2003, he has secured 14 recruiting classes that were ranked in the top 10 by either Baseball America or Perfect Game, including the No. 5 signing class in 2017 and a program record No. 4 class in 2018. His classes signed from 2006-08 at Auburn each ranked in the top 18 nationally, including the No. 5 class in 2008, which included All-American and SEC Player of the Year Hunter Morris.

In 29 years of coaching at the collegiate level, including 20 in the Southeastern Conference, Thompson has coached eight College World Series participants, including leading the Tigers to the program's first trip to the College World Series in 22 years in 2019. Thompson has also coached one national champion and a national runner-up, won nine conference championships and made 17 postseason appearances. He has also served as an assistant under three National Coach of the Year recipients.

Thompson was named the 2006 Fellowship of Christian Athletes SEC Coach of the Year while at Auburn and the 2014 Baseball America and American Baseball Coaches Association (ABCA) National Assistant Coach of the Year while at Mississippi State.

Thompson has returned the Tigers to prominence in six seasons on The Plains as he has guided the team to a 179-142 overall record and went to three straight NCAA Tournament appearances from 2017-19 for the first time since 2001-03, including back-to-back super regionals for the first time in program history. After advancing to the College World Series in 2019 and a winner-take-all game three in the Gainesville Super Regional in 2018, the Tigers have finished those two seasons ranked as high as No. 8 and No. 9, respectively. It marked the third time in program history the team has finished back-to-back seasons in the top 10.

Entering the 2019 postseason as the No. 2 seed in the Atlanta Regional, Auburn became the only program to sweep a regional on the road in the last two potseasons before also becoming the first team to defeat North Carolina in a Chapel Hill Super Regional in 2019, punching its ticket to Omaha for the first time since 1997.

**PERSONAL**

Hometown Aberdeen, Mississippi  
 Wife Robin  
 Children daughters: Anna, Olivia and Madelyn Gail

**EDUCATION**

College Birmingham-Southern College (1992)  
 UAB (Master's, 1996)

**PLAYING EXPERIENCE**

1989-90 Itawamba CC  
 1991-92 Birmingham-Southern College

**COACHING EXPERIENCE**

1993 Huntingdon College  
 Assistant Coach  
 1994-96 Birmingham-Southern College  
 Assistant Coach  
 1997 Jefferson State (Ala.) CC  
 Head Coach  
 1998-2001 Birmingham-Southern College  
 Assistant Coach  
 2002-05 Georgia  
 Assistant Coach  
 2006-08 Auburn  
 Assistant Coach  
 2009-15 Mississippi State  
 Assistant Coach (2009-12)  
 Associate Head Coach (2012-15)  
 2015-pres Auburn  
 Head Coach

**HIGHLIGHTS**

- Eight CWS appearances/17 postseason appearances
- Led Auburn to three straight NCAA Tournaments (2017-19) for the first time since 2001-03
- Guided the Tigers to the team's first College World Series since 1997 in 2019
- Became the fourth coach in program history to win 100+ games in his first three seasons in 2018
- 2014 Baseball America/ABCA National Asst. Coach of the Year
- 2013 National Runner-up (Mississippi State)
- 2006 FCA Coach of the Year
- 2001 National Champion (Birmingham-Southern)
- Coached 16 pitchers who have gone on to pitch in MLB, including 10 since 2014
- Recruited/Coached 33 pitchers who were drafted out of college after going undrafted out of high school



## HEAD COACH BUTCH THOMPSON

In seven seasons at MSU, Thompson made four NCAA regional trips, two Super Regionals, won the SEC Tournament and advanced to the College World Series finishing as NCAA runner-up in 2013. In three of his last four seasons in Starkville, the Bulldogs' staff ERA finished no higher than 3.06. Thompson's 2013 pitching staff was one of two nationally to finish in the top 15 in ERA, strikeouts per nine innings and hits allowed per nine innings.

In addition to his experience at Auburn and Mississippi State, Thompson also spent four seasons at Georgia from 2002-05, including a trip to the College World Series in 2004. While there, he guided the development of future Major Leaguers Josh Fields, Mitchell Boggs and Brooks Brown.

Thompson launched his coaching career as pitching coach and top assistant at Huntingdon College (Ala.) in 1993, before returning to his alma mater in Birmingham, where he helped lead the Panthers to back-to-back Southern States Conference Championships and in 1995 coached BSC to its first NAIA World Series berth.

Thompson left BSC briefly to serve as head coach at Jefferson State Community College in Birmingham in 1997. While at JSCC, he was honored as the Regional Tournament Coach of the Year, the ABCA Alabama Junior College Coach of the Year and the Southeast Region Coach of the Year after guiding JSCC to a 39-21 mark, the NJCAA Region 22 State Championship and a third-place finish in the NJCAA Division II World Series.

He returned to Birmingham-Southern as top assistant the following season, beginning a four-year run during the most successful span in BSC baseball history. The Panthers won 196 games and four TranSouth Conference Championships and made three-consecutive appearances in the NAIA World Series. BSC's 2001 team posted a school-best 55-11 mark and captured the NAIA National Championship.

In 2002, Thompson joined the SEC baseball coaching fraternity as a pitching coach and recruiting coordinator at Georgia and has been a part of the league for the past 17 seasons.

Thompson currently serves as the large-school representative for the Alabama Baseball Coaches Association and is an All-American committee member representing the South region for the ABCA.

Thompson prepped at Amory (Miss.) High School and later starred as a pitcher at Itawamba (Miss.) Community College from 1989-90. He is a member of the ICC Athletic Hall of Fame and Mississippi Association of Community College Conference Hall of Fame.

Thompson earned a Bachelor's Degree in History at BSC in 1992 and completed a Master's Degree in Sports Administration at UAB in 1996. He is married to the former Robin Ashe of Birmingham, Ala., and they are the parents of three daughters – Anna, Olivia and Madelyn Gail.

**"Butch is the epitome of an Auburn man. He cares deeply about the young men in his program and the Auburn community at large. The recent successes of Auburn baseball over the past few years indicate that Coach Thompson is one of the best skippers in the country, and we're fortunate to have him. I'm excited to lock arms with Butch as he continues to build a program that galvanizes the Auburn fan base and captures national acclaim."**

**- Auburn Athletics Director Allen Greene**

Coaching Record			
Year	School	Title	Record
2021	Auburn	Head Coach	25-27
2020	Auburn	Head Coach	13-5
2019	Auburn <sup>^</sup>	Head Coach	38-28
2018	Auburn	Head Coach	43-23
2017	Auburn	Head Coach	37-26
2016	Auburn	Head Coach	23-33
2015	Miss. State	Assoc. HC	24-30
2014	Miss. State	Assoc. HC	39-24
2013	Miss. State <sup>^</sup>	Assoc. HC	51-20
2012	Miss. State	Assoc. HC	41-24
2011	Miss. State	Asst. Coach	38-25
2010	Miss. State	Asst. Coach	23-33
2009	Miss. State	Asst. Coach	25-29
2008	Auburn	Asst. Coach	28-28
2007	Auburn	Asst. Coach	31-25
2006	Auburn	Asst. Coach	22-34
2005	Georgia	Asst. Coach	30-25
2004	Georgia <sup>^</sup>	Asst. Coach	45-23
2003	Georgia	Asst. Coach	29-26
2002	Georgia	Asst. Coach	33-29
2001	BSC <sup>^*</sup>	Asst. Coach	55-11
2000	BSC <sup>^</sup>	Asst. Coach	46-20
1999	BSC <sup>^</sup>	Asst. Coach	49-18
1998	BSC	Asst. Coach	46-13-1
1997	Jeff. St. CC <sup>^</sup>	Head Coach	39-21
1996	BSC	Asst. Coach	49-12
1995	BSC <sup>^</sup>	Asst. Coach	46-16
1994	BSC	Asst. Coach	45-17
1993	Huntingdon	Asst. Coach	27-27

\* National Champions

<sup>^</sup> World Series Appearance







ASSISTANT COACH



# KARL NONEMAKER



**PERSONAL**

Hometown Roxbury, N.J.  
 Wife Katie  
 Children daughters: Ellie and Ainsley

**EDUCATION**

College Vanderbilt (2002)

**PLAYING EXPERIENCE**

1999-02 Vanderbilt  
 2002-03 Philadelphia Phillies Organization

**COACHING EXPERIENCE**

2005-07 Auburn  
 Assistant Coach  
 2010-11 Monmouth  
 Assistant Coach and Recruiting Coordinator  
 2012-17 Old Dominion  
 Assistant Coach and Recruiting Coordinator  
 2018-pres Auburn  
 Assistant Coach and Recruiting Coordinator

**HIGHLIGHTS**

- Has had six Auburn infielders drafted in the last four seasons
- Helped lead ODU to four 30-win seasons and a NCAA Regional appearance in 2014 - its first in 14 seasons
- Mentored the 2017 C-USA Newcomer of the Year in Jared Young and the 2017 C-USA Defensive Player of the Year in Zach Rutherford
- Won the 2011 Northeast Conference regular season title at Monmouth
- Coached NEC Player of the Year and All-American Ryan Terry, who was drafted by the Tampa Bay Rays
- Drafted by the Philadelphia Phillies in the 20th round in 2002
- Ranks second in Vanderbilt history in career hits (283) and tied for second in career batting average (.369)
- Freshman All-American (1999) and First Team All-SEC (2000)



Karl Nonemaker enters his fifth season on The Plains after being named an assistant coach and recruiting coordinator for the Tigers' baseball program in the fall of 2018.

Nonemaker spent the previous six seasons as an assistant and recruiting coordinator at Old Dominion University. He served in the same position at Monmouth from 2010-11 and was on Auburn's staff from 2005-07, helping the program to a NCAA Regional final.

Nonemaker has not only brought in top-10 recruiting classes in three of his five seasons, but also works with the Auburn infielders and has led the group to three of the top fielding percentages in program history. He has helped six of Auburn infielders get drafted - two in each of the 2018, 2019 and 2021 drafts - including Ryan Bliss, who was taken 42nd overall in 2021 and became the fifth highest position player drafted in program history.

Nonemaker also assists Gabe Gross with the Auburn offense, which turned in its best season in nearly a decade in 2018 and played an instrumental role in the Tigers historic postseason run that ended in Omaha in 2019. The Tigers appearance in the College World Series was the team's first since 1997 and fifth all-time.

Nonemaker's career includes playing professionally in the Phillies organization (2002-03) and coaching at three universities; Old Dominion (2012-17), Monmouth (2010-11) and Auburn. He also spent two years (2008-09) working for Louisville Slugger.

A four-year starter at Vanderbilt from 1999-02, Nonemaker was a freshman All-American in 1999 and first-team All-SEC outfielder in 2000. His .415 batting average as a freshman in 1999 is the 15th best single-season average in SEC history (min. 200 AB) and ninth-best mark in the conference in the last 20 years (min. 200 AB). Nonemaker ranks second in career batting average (.369) and hits (283) for the Commodores.

ODU was 162-124 during his six years, winning 30+ games four times and making an appearance in a NCAA Regional in 2014. During his time at ODU, he was responsible for coaching the hitters, base runners, and outfielders.

In 2017, Nonemaker helped the Monarchs to a 37-21 record, including a 19-11 mark in Conference USA, the best conference win total in the program's four years in C-USA. The program cracked the national polls for the first time in 10 years in 2017.

Nonemaker helped tutor three freshman All-Americans and C-USA Newcomer of the Year in infielder Jared Young in 2017. He also helped coach shortstop Zach Rutherford, the C-USA Defensive Player of the Year and 2016 Cape Cod League MVP.

Nonemaker saw 11 of his former players taken in the MLB Draft during his tenure at ODU. Among those drafted were LHP Ryan Yarbrough (4th Rd, 2014), RHP Nick Hartman (9th Rd, 2016) and Rutherford (6th Rd, 2017).

Prior to Old Dominion, Nonemaker served as an assistant coach and recruiting coordinator at Monmouth University for two years. Monmouth won the 2011 NEC regular season title, and Nonemaker tutored NEC Player of the Year and Louisville Slugger/TPX Third Team All-American Ryan Terry, who was drafted by the Tampa Bay Rays.

A native of Roxbury, N.J., Nonemaker was a four-time SEC Academic Honor Roll selection, graduating from Vanderbilt with a degree in Human and Organizational Development in 2002. He and his wife Katie have two daughters, Ellie and Ainsley.



ASSISTANT COACH



# GABE GROSS

# 39

### PERSONAL

Hometown Baltimore, Md.  
Wife Kelly  
Children daughter: Allie; son: Jake

### EDUCATION

College Auburn (2012)

### PLAYING EXPERIENCE

1999-01 Auburn  
2001-05 Toronto Blue Jays Organization  
2006-08 Milwaukee Brewers Organization  
2008-09 Tampa Bay Rays Organization  
2010 Oakland Athletics Organization

### COACHING EXPERIENCE

2012 Auburn Student Assistant Coach  
2013 Auburn Volunteer Assistant Coach  
2018-pres Auburn Assistant Coach

### HIGHLIGHTS

- Auburn's 2016 SEC Baseball Legend
- In 2018-19, guided Auburn to the most runs (854) and home runs (123) in back-to-back seasons since 2009-10
- Coached an Auburn offense that finished the 2018 season ranked in the top 20 in runs, home runs, scoring, hits, walks and doubles
- Led Auburn to the national lead in batting average (.330) in the COVID-19 shortened 2020 season
- 2008 World Series appearance with Tampa Bay Rays
- First-round pick of the Toronto Blue Jays in 2001
- Freshman All-American (1999), First Team All-American (2000) and Academic All-American (2001)
- Led the SEC in hitting in 2000 (.430)

Former Auburn All-American Gabe Gross enters his fifth season as an assistant coach and hitting coach after re-joining the Tigers' coaching staff prior to the 2018 season.

Gross led Auburn's 2021 offense to one of its most productive seasons in the last decade as the Tigers ranked top 15 in the country in home runs (86) and slugging percentage (.487). The Tigers regular season home run total was second in the SEC and the fourth-highest in program history, including the most since leading the country with 131 home runs in 2010. The team's .487 slugging percentage was good for the eighth best in program history and was also the highest since 2010.

Four players - Tyler Miller (16), Ryan Bliss (15), Steven Williams (13) and Rankin Woley (10) - turned in double digit home runs for the second time in the last three full seasons under Gross, marking the seventh time in program history to accomplish the feat. Bliss (2nd round), Miller (9th round) and Williams (18th) all went on to be selected in the 2021 MLB Draft, marking the team's first time with three position players drafted in the first 18 rounds since 2016.

Before Gross' third season with the program in 2020 was cut short due to COVID-19, the Tigers boasted one of the most prolific offenses in the country, leading the NCAA with a .330 average. The Tigers also ranked second in the country in hits (210), third in doubles (51), sixth in runs (158), ninth in on-base percentage (.421) and 10th in scoring (8.8).

Gross helped lead the Tigers to the program's first College World Series appearance since 1997 as the offense played a major role in the historic postseason run. The Tigers hit .304 and scored 58 runs on 89 hits in eight NCAA Tournament games, highlighted by a walk-off, three-run home run from Steven Williams in the Atlanta Regional and 13-run first inning in the decisive game three of the Chapel Hill Super Regional.

In his first season on The Plains as a full-time assistant in 2018, Gross oversaw the Tigers' offense and led the unit to its best season since shattering records in 2010. The team finished the season ranked in the top 10 in single-season history in home runs (73, 5th), walks (309, 5th), runs (467, 8th), RBI (423, 8th) and extra-base hits (201, 10th). Auburn also ranked in the top 20 in the NCAA in a number of offensive categories including runs (10th), home runs (16th), scoring (7.1 rpg, 17th), hits (626, 18th), walks (19th) and doubles (124, 19th).

A first team All-American, second team Academic All-American and two-time All-SEC performer, Gross led the SEC with a .430 batting average in 2000 and went on to be named Auburn's 2016 SEC Baseball Legend. He remains in the school's top 10 in 12 statistical categories, including batting average, hits, doubles, runs, home runs and RBI, among other career lists.

A first round pick of the Toronto Blue Jays in 2001, Gross enjoyed a seven-year big league career and was a member of the 2008 Tampa Bay Rays team that made a World Series appearance. He totaled 78 doubles, eight triples, 40 home runs and 186 RBI while playing for four different teams.

Following his career in professional baseball, Gross enrolled back in Auburn in August 2011 and served as a student assistant (2012) and volunteer assistant (2013) with the program.

Gross moved on from coaching and started broadcasting with ESPN and CSS during the 2014 season. He then joined the SEC Network as a baseball analyst when it launched and has served in the capacity from 2015-17.

Gross is married to the former Kelly Gesch, also an Auburn graduate. The couple has two children, Allie and Jake.







## VOLUNTEER ASSISTANT



# TIM HUDSON

# 15

## PERSONAL

Hometown Columbus, Ga.  
 Wife Kim  
 Children daughters: Kennedie and Tess; son: Kade

## EDUCATION

College Chattahoochee Valley (1994-95)  
 Auburn (1996-97)

## PLAYING EXPERIENCE

1994-95 Chattahoochee Valley  
 1996-97 Auburn  
 1999-2004 Oakland Athletics  
 2005-13 Atlanta Braves  
 2014-15 San Francisco Giants

## COACHING EXPERIENCE

2020-pres Auburn  
 Volunteer Assistant/Pitching Coach

## HIGHLIGHTS

- Won the 1997 SEC Player of the Year and Rotary Smith Award
- Was a consensus First Team All-American and ABCA All-Region
- 17-year MLB veteran and four-time MLB All-Star
- Led the American League in wins with a 20-6 record in 2000
- Named the 2010 NL Comeback Player of the Year
- Member of the 2014 World Series Champion San Francisco Giants
- Retired in 2015 as the winningest active MLB pitcher
- Posted a 222-133 career record and 3.49 ERA
- One of 21 pitchers in MLB history with 200+ wins, 2,000+ strikeouts and a .600+ winning percentage
- Inducted into the Atlanta Braves Hall of Fame and Alabama Sports Hall of Fame as a member of the class of 2018

Former Auburn great and 17-year MLB veteran Tim Hudson enters his third season as the volunteer assistant and pitching coach for the Auburn baseball program in 2022.

Although Hudson's first two seasons on staff in 2020 and 2021 was affected by COVID-19, he has still made an immediate impact with the program.

During his first season in 2020, he guided the pitching staff to a historic start as the team struck out 10 or more batters in a record 14 straight games to start the season and in 16 of 18 games played. The Tigers also led the SEC and ranked third in the country with five shutouts and turned in a 2.81 ERA. The Tigers' hurlers struck out 209 batters, good for the 12th highest rate per 9.0 innings in the nation, and issued 63 walks in 160.0 innings pitched. The 3.32 K-BB ratio was also a top-25 mark in the country.

With Hudson on board, Auburn's coaching staff has not only made nine trips to the College World Series, but also has a combined 62 years of experience in professional baseball, including 32 years at the major league level.

In two years as a player in an Auburn uniform, Hudson turned in the best two-way season in program history and helped lead the team to the College World Series. During the 1997 season, the Columbus, Georgia, native posted a 15-2 record with a 2.97 ERA and 165 strikeouts while also hitting .396 with 18 home runs and 95 RBI. Hudson led the NCAA in wins while his strikeout total was the highest in the SEC. He went on to be named the 1997 Rotary Smith Award winner, First Team All-America and the SEC Player of the Year.

Following his Auburn career, Hudson was selected by the Oakland Athletics in the sixth round of the 1997 MLB Draft and went on to spend 17 years in the big leagues with Oakland (1999-2004), Atlanta (2005-13) and San Francisco (2014-15). He posted a 222-133 career record with a 3.49 ERA, was a four-time MLB All-Star and won a World Series. Hudson also finished fifth in the Rookie of the Year race in 1999, placed in the top six of Cy Young voting on four occasions and was named the 2010 Comeback Player of the Year with Atlanta.

Hudson, who was inducted into the Braves Hall of Fame in 2018, ranked ninth in wins, 17th in innings pitched and 30th in wins above replacement among qualified major league pitchers during his time with the club. His .611 win percentage is the third-best mark in Braves history, and he ranks fifth in the organization in wins (113), ERA (3.56), strikeouts (997) and innings pitched (1,573.0). At the time of his Braves Hall of Fame induction, the right-hander was one of only 21 pitchers in MLB history to win at least 200 games, post 2,000 strikeouts and have a .600-or-higher career winning percentage.

Along with his Braves Hall of Fame nod, Hudson also went on to be inducted into the Alabama Sports Hall of Fame as a member of the 50th anniversary class in 2018.

Hudson went onto the National Baseball Hall of Fame ballot for 2021 and received enough votes to remain on the ballot for 2022.

A native of Columbus, Ga., Hudson is married to the former Kim Bruner. The couple have two daughters, Kennedie and Tess, and one son, Kade. Residing in Auburn, Tim and Kim are very active with their philanthropy for children, the Hudson Family Foundation.





SUPPORT STAFF



**Brant Ust**  
*Sport Administrator*



**Aaron Everett**  
*Director of Player Development*



**Greg Drye**  
*Director of Operations*



**Chris Joyner**  
*Strength & Conditioning*




**Anthony Sandersen**  
*Athletic Trainer*



**Jeremy Page**  
*Athletic Trainer Intern*



**Dr. Michael Goodlett**  
*Team Physician*



**Joe-Joe Petrone**  
*Director of Sports Medicine*



**Brian Maddox**  
*Equipment Manager*



**Bailey Decker**  
*Team Manager*



**Evan Phillipson**  
*Team Manager*



**Jay Holley**  
*Team Manager*



**Trenton Reynolds**  
*Team Manager*



**Quinn Stromberg**  
*Team Manager*



**Riley Hubbard**  
*Data Analyst*




**Peyton Sower**  
*Assistant Data Analyst*







## ADMINISTRATION



### Jay Gogue

*Auburn University President*

Jay Gogue returned to his alma mater on July 16, 2007, as Auburn University's 18th president and retired as president emeritus on July 1, 2017. He was appointed by the university's Board of Trustees to serve as interim president effective July 8, 2019, and appointed the university's 20th president effective Feb. 7, 2020. The Waycross, Ga., native earned bachelor's and master's degrees from Auburn and a doctorate in horticulture from Michigan State.

During his tenure as president, the academic strength of Auburn's student population increased, a new research center was established in Huntsville, Ala., a common book program that generates a shared academic experience was instituted, and outreach partnerships with underserved schools in surrounding communities were established. His leadership during a period of sharp reductions in state support for the university budget protected Auburn's academic quality and prevented elimination of academic programs. During his retirement, Dr. Gogue remained engaged in the realm of academia, advising colleagues at numerous universities and teaching a course on higher education leadership to Auburn students.

Dr. Gogue was selected in 2013 for the Michigan State University Distinguished Alumni Award. In 2012, he was inducted into the Alabama Academy of Honor, a group of 100 Alabamians "chosen for accomplishment or service greatly benefitting or reflecting great credit on the State."

Before returning to Auburn, Dr. Gogue served as president of New Mexico State University beginning in 2000 and, in 2003, he was named president of the University of Houston and chancellor of the University of Houston System. He started his higher education administration career in 1986 at Clemson University as vice president for research and vice president/vice provost for agriculture and natural resources. Utah State University selected him as provost in 1995.

Dr. Gogue is a member of the Phi Kappa Phi and Golden Key honor societies, Sigma Chi Fraternity, Sigma Xi scientific research society and the National Society of Scabbard and Blade, the honorary military society for all branches of service. He met his wife, Susie, in the 8th grade, and they married during their undergraduate years at Auburn. Like Dr. Gogue, Mrs. Gogue also earned two Auburn degrees. They are the parents of three children and have one grandchild.



### Allen Greene

*Athletics Director*

Allen Greene, an 18-year industry veteran, is known as a dynamic, energetic and student-athlete focused leader. Greene is in his fourth year at Auburn after being named the program's 15th director of athletics on Jan. 18, 2018. He served in the same capacity at the University at Buffalo from November 2015 until his arrival at Auburn.

A leader and visionary in the ever-changing landscape of intercollegiate athletics, Greene's national perspective and well-rounded experiences place him in high regard among his peers. He is currently serving on the Executive Committee of the National Association of Collegiate Directors of Athletics (NACDA), 1st Vice Chair for LEAD1 and is the Co-Chair of the Black AD Alliance.

Under Greene's leadership, Auburn has had 35 programs finish ranked in the top 25 nationally, including 12 programs in the top 10. The Auburn equestrian program has won a pair of national championships since his arrival and the men's and women's golf programs each advanced to the national semifinals. In 2019 the men's basketball program made its first-ever trip to the Final Four, while the baseball program returned to the College World Series for the first time in 22 years.

Auburn student-athletes are excelling academically under Greene's leadership. The cumulative grade-point average for all Auburn Athletics teams has risen from 3.19 to 3.25 during his tenure, with nearly 70 percent of student-athletes earning 3.0 or higher GPAs during the 2020-21 academic year. Eleven teams earned perfect 1,000 Academic Progress Rates in 2020-21 with seven programs earning multi-year APRs of 1,000. In 2020-21, 244 Auburn student-athletes earned recognition on the SEC Academic Honor Roll.

Greene's fundraising acumen has been on full display during his tenure at Auburn, highlighted by numerous capital projects totaling \$165 million, including the approval and construction of the \$92 million Football Performance Center due for completion in 2022. This transformational facility is the largest capital project in Auburn Athletics history. The fundraising efforts toward the Football Performance Center have included two of the three largest philanthropic gifts ever to the athletics department.

Auburn Athletics has experienced a transformation during Greene's three and a half years on the Plains. He has hired six coaches, including newly minted football coach Bryan Harsin, and has renegotiated the contracts of seven successful Auburn coaches.

While at the University at Buffalo, Greene's leadership was noted for success on the field and in the classroom, as well as donor and corporate development efforts that led to an array of facility enhancements. Prior to being named AD at Buffalo, Greene served as the senior associate athletic director for administration and deputy director of athletics at UB. He previously worked in fundraising at Ole Miss for three years and Notre Dame for two years in development and five years in compliance.

A graduate of Notre Dame with a degree in finance, Greene was a three-year starter for the Fighting Irish baseball team and played three years in the New York Yankees minor league system. He later earned his master's degree from Indiana University's South Bend campus.

Allen and his wife, Christy, have three children, daughters Rian and Seneca, and son Samuel.



# JORDAN ARMSTRONG



**POSITION**  
Right-handed pitcher

**CLASS**  
Senior

**BATS / THROWS**  
R/R

**HEIGHT - WEIGHT**  
6-2 - 184

**EXPERIENCE**  
JC

**HOMETOWN**  
McDonough, Ga.

**HIGH SCHOOL**  
Ola

**PREVIOUS SCHOOL**  
Chattahoochee Valley

## 2021 - JUNIOR SEASON AT CHATTAHOOCHEE VALLEY

Posted a perfect 11-0 record with a 1.65 ERA in 13 appearances and 12 starts ... pitched five complete games, including a pair of shutouts ... struck out 79 batters in 71.0 innings ... ranked second in NJCAA in ERA and top 10 in wins, complete games and shutouts ... went on to be named 2021 NJCAA Second Team All-American and the Alabama Community College Conference Pitcher of the Year.

## 2020 - SOPHOMORE SEASON AT CHATTAHOOCHEE VALLEY

Made six appearances and turned in a 2-2 record with a 2.57 ERA in the COVID-shortened season ... struck out 41 batters and issued only four walks in 35.0 innings.

## 2019 - FRESHMAN SEASON AT CHATTAHOOCHEE VALLEY

Went 8-4 with a 3.19 ERA in 17 appearances and 13 starts ... struck out 77 batters in 79.0 innings ... pitched two complete games.

## HIGH SCHOOL

Played at Ola High School ... tabbed by Perfect Game as a top-25 right-hander in

Georgia in the class of 2018 ... played in the 2016 Perfect Game Underclass All-America Game ... also competed in the 2016 Perfect Game Jr. National Showcase and 2017 National Showcase ... named 2016 and 2017 Perfect Game High Honorable Mention Preseason Underclass All-America.

## PERSONAL

Son of Derek and Ann Armstrong ... has one brother, Erik ... enrolled in the College of Liberal Arts ... born Oct. 19, 1999.

### ARMSTRONG AT A GLANCE

#### CAREER HIGHS

Innings.....	8.0, at Coastal Alabama-Monroeville (5/8/21)
Hits.....	11, at Coastal Alabama-Bay Minette (3/30/19)
Runs.....	6, three times
Earned Runs.....	5, vs. Gordon State (2/2/19)
Walks.....	4, two times
Strikeouts.....	10, vs. Coastal Alabama-Brewton (3/20/21)
Pitches.....	N/A

### JORDAN ARMSTRONG'S CAREER APPEARANCES

\*-Starter

#### 2019 - FRESHMAN YEAR AT CHATTAHOOCHEE VALLEY

Date	Opp (Res.)	DEC	QS	IP	H	R	ER	BB	SO	HR	ERA	NP
2/2	*vs. Gordon State (L, 2-6)	L	-	4.0	3	6	5	4	2	1	11.25	-
2/9	*at Pensacola State (W, 9-3)	W	-	5.2	7	3	2	1	9	0	6.52	-
2/15	ABRAHAM BALDWIN (W, 11-7)	-	-	2.0	2	2	2	1	2	0	6.94	-
2/22	at Tallahassee (W, 6-4)	W	-	4.1	5	1	1	2	4	0	5.63	-
3/5	GORDON STATE (L, 2-12)	-	-	1.0	1	0	0	0	2	0	5.29	-
3/5	*at Wallace-Selma (W, 7-4)	W	X	7.0	4	3	3	2	5	0	4.88	-
3/16	*ENTERPRISE STATE (W, 10-2)	W	-	5.0	2	1	0	1	6	0	4.03	-
3/23	at Lawson State (L, 1-6)	-	-	3.0	2	1	1	0	2	0	3.94	-
3/30	*at Coastal Alabama-Bay Minette (W, 9-8)	-	-	5.0	11	3	1	2	2	0	3.65	-
4/7	*at Coastal Alabama-Brewton (L, 2-3)	L	X	6.1	8	3	3	2	9	2	3.74	-
4/12	*at Coastal Alabama-Monroeville (L, 1-2)	L	X	6.0	2	2	1	2	7	0	3.47	-
4/20	*BISHOP STATE (W, 3-2)	W	X	6.0	2	2	2	2	7	0	3.42	-
4/27	*WALLACE-DOTHAN (W, 4-0)	W	X	7.0	3	0	0	3	3	0	3.03	-
5/4	*LURLEEN B. WALLACE (W, 12-2)	W	-	3.0	2	0	0	3	3	0	2.89	-
5/10	*at Wallace State (W, 7-2)	W	X	6.0	5	2	2	2	7	0	2.90	-
5/15	*vs. Lurleen B. Wallace (W, 9-8)	-	-	3.0	4	3	3	1	5	1	3.15	-
5/27	*vs. Central Arizona (L, 2-10)	L	-	4.2	7	6	2	1	2	0	3.19	-

#### 2020 - SOPHOMORE YEAR AT CHATTAHOOCHEE VALLEY

Date	Opp (Res.)	DEC	QS	IP	H	R	ER	BB	SO	HR	ERA	NP
2/1	*at LaGrange (W, 11-5)	-	-	4.0	8	3	2	0	6	0	4.50	-
2/8	*vs. St. Johns River State (L, 1-2)	L	-	5.0	6	2	2	1	8	0	4.00	-
2/15	*SNEAD STATE (L, 1-4)	L	-	6.0	7	4	4	0	9	1	4.80	-
2/22	*at Tallahassee (W, 7-1)	W	X	7.0	4	1	0	0	9	0	3.27	-
2/29	*at Gordon State (L, 5-6)	-	-	6.0	6	5	2	3	3	0	3.21	-
3/8	*COASTAL ALABAMA-BAY MINETTE (W, 1-0)	W	X	7.0	3	0	0	0	6	0	2.57	-

#### 2021 - JUNIOR YEAR AT CHATTAHOOCHEE VALLEY

Date	Opp (Res.)	DEC	QS	IP	H	R	ER	BB	SO	HR	ERA	NP
2/2	*GORDON STATE (W, 7-2)	-	-	1.0	0	0	0	1	2	0	0.00	-
2/4	*CALHOUN (W, 10-0)	W	-	4.0	1	0	0	1	4	0	0.00	-
2/19	*vs. John A. Logan (W, 8-2)	W	-	5.0	3	2	1	0	7	0	0.90	-
2/25	*at Snead State (W, 13-5)	W	-	4.0	4	4	4	4	6	1	3.21	-
3/6	*at Coastal Alabama-Monroeville (W, 1-0)	W	X	7.0	3	0	0	1	6	0	2.14	-
3/13	*at Wallace-Selma (W, 14-1)	W	-	5.0	2	1	0	2	4	0	1.73	-
3/20	*COASTAL ALABAMA-BREWTON (W, 4-1)	W	X	7.0	5	1	1	1	10	0	1.64	-
3/27	*at Coastal Alabama-Bay Minette (L, 3-4)	-	-	5.0	6	3	2	3	3	0	1.89	-
4/3	*ENTERPRISE STATE (W, 5-0)	W	X	7.0	4	0	0	0	8	0	1.60	-
4/11	*LURLEEN B. WALLACE (W, 4-3)	W	X	6.0	4	3	2	0	8	0	1.76	-
4/18	*vs. Bishop State (W, 10-0)	W	-	5.0	2	0	0	0	5	0	1.61	-
4/29	*WALLACE-DOTHAN (W, 8-3)	W	X	7.0	4	3	1	1	7	0	1.57	-
5/8	*at Coastal Alabama-Monroeville (W, 14-6)	W	-	8.0	10	6	2	1	9	0	1.65	-

## ALL GAMES

Year	ERA	W	L	App	GS	CG	SHO	CBO	SV	IP	H	R	ER	BB	SO	2B	3B	HR	BF	B/Avg	WP	HBP	BK	SFA	SHA
2019*	3.19	8	4	17	13	2	1	0	0	79.0	70	38	28	29	77	3	1	4	315	.222	1	7	0	1	0
2020*	2.57	2	2	6	6	2	1	0	0	35.0	34	15	10	4	41	0	0	1	139	.245	0	3	0	0	0
2021*	1.65	11	0	13	13	5	2	1	0	71.0	48	23	13	15	79	0	0	1	268	.179	0	7	0	0	0
<b>TOTAL</b>	<b>2.48</b>	<b>21</b>	<b>6</b>	<b>36</b>	<b>32</b>	<b>9</b>	<b>4</b>	<b>1</b>	<b>0</b>	<b>185.0</b>	<b>152</b>	<b>76</b>	<b>51</b>	<b>48</b>	<b>197</b>	<b>3</b>	<b>1</b>	<b>6</b>	<b>722</b>	<b>.232</b>	<b>1</b>	<b>17</b>	<b>0</b>	<b>1</b>	<b>0</b>







# MASON BARNETT

# 18

**POSITION**  
Right-handed pitcher

**CLASS**  
Junior

**BATS / THROWS**  
R/R

**HEIGHT - WEIGHT**  
6-0 - 218

**EXPERIENCE**  
2L

**HOMETOWN**  
Cartersville, Ga.

**HIGH SCHOOL**  
Cartersville

**2022 – JUNIOR YEAR**

Enters the season rated by D1 Baseball as the No. 23 SEC prospect for the 2022 MLB Draft and No. 89 starting pitcher in the country ... also rated by Perfect Game as the No. 48 junior.

**2021 – SOPHOMORE YEAR**

Entered the season rated by Perfect Game as the No. 32 overall prospect and No. 20 college prospect for the 2022 MLB Draft ... made 16 appearances with six starts ... posted a 2-4 record with a 5.40 era in 40 innings of work ... struck out 43 batters and issued 21 walks ... pitched 4.0 scoreless innings and struck out four batters in the sweep-clinching win against Presbyterian (Feb. 21) ... earned his first career win against Boston College (Mar 6), throwing 5.1 innings and allowing one run (zero earned) with three strikeouts ... pitched a shutout and only gave up two hits in the longest outing of his career (7.0 innings) against Little Rock (Mar 13), recording a career-high nine strikeouts ... got the save in the 2-1 win at No. 1 Arkansas (Apr. 1), the Tiger's first win in Fayetteville since 2014 ... pitched a 1-2-3 inning with a strikeout vs. Jacksonville State (Apr. 21) ... struck out four batters and didn't allow an earned run in 3.0 innings of relief vs. Florida (Apr. 25) ... named to the 2021 Spring SEC Academic Honor Roll.

**2020 – FRESHMAN YEAR**

Made six relief appearances and led the team with six games finished ... didn't not factor into a decision but finished the game in three of the team's five shutouts ... posted a 3.52 ERA and didn't allow an earned run in his final five appearances and 7.0 innings pitched ... struck out 16 batters and issued three walks in 7.2 innings of work ... made his Auburn debut against Illinois-Chicago (Feb. 15) ...

BARNETT AT A GLANCE	
<b>CAREER RECORD</b>	
at Plainsman Park.....	2-1
On Road/Neutral.....	0-3
vs. SEC.....	0-4
vs. SEC West.....	0-2
vs. SEC East.....	0-2
<b>CAREER HIGHS</b>	
Innings.....	7.0, vs. Little Rock (3/13/21)
Hits.....	6, vs. Kentucky (3/27/21)
Runs.....	6, at Ole Miss (3/20/21)
Earned Runs.....	5, vs. Kentucky (3/27/21)
Walks.....	5, at Arkansas (4/3/21)
Strikeouts.....	9, vs. Little Rock (3/13/21)
Pitches.....	91, vs. Little Rock (3/13/21)





turned in three straight scoreless and hitless outings from Feb. 19 – Mar. 1 and struck out two batters in each appearance ... struck out the side to end the series finale vs. Chicago State (Mar. 8) ... pitched a season-high 2.2 innings and struck out a season-high five batters without allowing a hit against Georgia Tech (Mar. 10).

## HIGH SCHOOL

Rated by Perfect Game as the No. 155 overall player in the 2019 class ... was also tabbed the No. 16 player and No. 9 right-hander in the state by the publication ... 2019 Perfect Game Preseason Third Team All-American ... 2018 Perfect Game Preseason Underclass Second Team All-American ... 2017 Perfect Game Preseason Underclass High Honorable Mention All-American ... named to the Top Prospect Team at the 2017 Underclass All-American Games and 2018 National Showcase ... 2017 and 2018 WWBA National Championship All-Tournament Team ... went 8-2 with a 1.29 ERA and struck out 68 batters in 49.0 innings as a junior ... also hit .368 with 11 doubles, three triples, one home run and 31 RBI ... two-time Class 5-4A All-Region honoree and Cartersville High School Pitcher of the Year ... 2017 All-County Pitcher of the Year and 2018 All-County Hitter of the Year ... 2018 Class 4A First Team All-State ... member of the National Honor Society and National Beta Club.

## PERSONAL

Son of Greg and Merrie Barnett ... has two siblings, Miller and Andy ... enrolled in the College of Business ... born Nov. 7, 2000.



### MASON BARNETT'S CAREER APPEARANCES

\*-Starter

#### 2020 - FRESHMAN YEAR

Date	Opp (Res.)	DEC	QS	IP	H	R	ER	BB	SO	HR	ERA	NP
2/15	ILLINOIS-CHICAGO (W, 7-3)	-	-	1.0	4	3	3	1	2	0	27.00	32
2/19	OAKLAND (W, 17-1)	-	-	1.0	0	0	0	0	2	0	13.50	10
2/25	ALABAMA A&M (W, 10-0)	-	-	1.0	0	0	0	1	2	0	9.00	17
3/1	WRIGHT STATE (W, 6-0)	-	-	1.0	0	0	0	1	2	0	6.75	21
3/8	CHICAGO STATE (W, 9-0)	-	-	1.0	1	0	0	0	3	0	5.40	19
3/10	GEORGIA TECH (L, 2-6)	-	-	2.2	0	1	0	0	5	0	3.52	35

#### 2021 - SOPHOMORE YEAR

Date	Opp (Res.)	DEC	QS	IP	H	R	ER	BB	SO	HR	ERA	NP
2/21	*PRESBYTERIAN (W, 2-1)	-	-	4.0	3	0	0	2	4	0	0.00	65
2/26	vs. Oklahoma (L, 3-4)	-	-	1.1	2	1	1	3	1	0	1.69	42
3/6	*BOSTON COLLEGE (W, 16-1)	W	-	5.1	2	1	0	2	3	0	0.84	75
3/13	*LITTLE ROCK (W, 6-0)	W	X	7.0	2	0	0	1	9	0	0.51	91
3/20	*at Ole Miss (L, 5-6)	L	-	3.0	5	6	4	2	4	0	2.18	72
3/27	*KENTUCKY (L, 6-7)	-	-	5.1	6	5	5	0	8	2	3.46	84
4/1	at Arkansas (W, 2-1)	S	-	1.0	0	0	0	1	0	0	3.33	15
4/3	at Arkansas (L, 5-6)	-	-	1.2	2	1	1	5	0	0	3.45	45
4/11	MISSISSIPPI STATE (L, 10-19)	-	-	2.0	4	2	2	0	1	0	3.82	33
4/17	at Alabama (L, 9-10)	L	-	1.1	4	2	2	2	1	0	4.22	34
4/21	*JACKSONVILLE STATE (W, 8-7)	-	-	1.0	0	0	0	0	1	0	4.09	14
4/25	FLORIDA (L, 4-6)	L	-	3.0	2	1	0	0	4	0	3.75	42
4/29	at Georgia (L, 0-4)	-	-	1.0	2	2	2	1	2	1	4.14	24
5/6	LSU (L, 3-8)	-	-	1.0	2	1	1	0	2	0	4.26	18
5/15	TEXAS A&M (L, 9-11)	-	-	2.0	1	3	3	1	3	0	4.72	36
5/22	at Missouri (L, 6-7)	L	-	0.0	2	3	3	1	0	0	5.40	14

## ALL GAMES

Year	ERA	W	L	App	GS	CG	SHO	CBO	SV	IP	H	R	ER	BB	SO	2B	3B	HR	BF	B/Avg	WP	HBP	BK	SFA	SHA
2020	3.52	0	0	6	0	0	0	3	0	7.2	5	4	3	3	16	1	1	0	31	.192	1	1	0	1	0
2021	5.40	2	4	16	6	0	0	1	1	40.0	39	28	24	21	43	9	0	3	183	.265	4	8	1	5	2
<b>TOTAL</b>	<b>5.10</b>	<b>2</b>	<b>4</b>	<b>22</b>	<b>6</b>	<b>0</b>	<b>0</b>	<b>4</b>	<b>1</b>	<b>47.2</b>	<b>44</b>	<b>32</b>	<b>27</b>	<b>24</b>	<b>59</b>	<b>10</b>	<b>1</b>	<b>3</b>	<b>214</b>	<b>.254</b>	<b>5</b>	<b>9</b>	<b>1</b>	<b>6</b>	<b>2</b>

## SEC GAMES ONLY

Year	ERA	W	L	App	GS	CG	SHO	CBO	SV	IP	H	R	ER	BB	SO	2B	3B	HR	BF	B/Avg	WP	HBP	BK	SFA	SHA
2020	-	-	-	-	-	-	-	-	-	-	-	-	-	-	-	-	-	-	-	-	-	-	-	-	-
2021	9.70	0	4	11	2	0	0	0	1	21.1	30	26	23	13	25	8	0	3	112	.345	4	6	1	4	2
<b>TOTAL</b>	<b>9.70</b>	<b>0</b>	<b>4</b>	<b>11</b>	<b>2</b>	<b>0</b>	<b>0</b>	<b>0</b>	<b>1</b>	<b>21.1</b>	<b>30</b>	<b>26</b>	<b>23</b>	<b>13</b>	<b>25</b>	<b>8</b>	<b>0</b>	<b>3</b>	<b>112</b>	<b>.345</b>	<b>4</b>	<b>6</b>	<b>1</b>	<b>4</b>	<b>2</b>







# TRACE BRIGHT

# 21

**POSITION**  
Right-handed pitcher

**CLASS**  
Junior

**BATS / THROWS**  
R/R

**HEIGHT - WEIGHT**  
6-4 - 199

**EXPERIENCE**  
2L

**HOMETOWN**  
Montgomery, Ala.

**HIGH SCHOOL**  
Trinity Presbyterian

## 2021 – SOPHOMORE YEAR

Entering the season, rated by Perfect Game as the No. 123 overall prospect and No. 84 college prospect for the 2022 MLB Draft ... made 19 appearances and led the team with four wins and 11 starts ... ranked tied for second on the team with 43 strikeouts and third in innings (49.0) ... pitched 2.0 scoreless innings and struck out a pair in the season opener vs. Presbyterian (Feb. 19) ... made his first start of the season and earned the win with seven strikeouts in 4.0 innings vs. Alabama A&M (Feb. 23) ... was named SEC Pitcher of the Week (Mar. 1) after throwing 6.0 scoreless innings and earning the win against Texas A&M in the Round Rock Classic (Feb. 28) ... pitched 5.0 innings allowing only one run on three hits vs. Boston College (Mar. 7) ... went 2-0 with a 1.12 ERA in his first four appearances and three starts ... tossed 3.1 innings of relief with three strikeouts vs. Mississippi State (Apr. 10) ... earned his third win of the season in 4.0 innings at Georgia Tech (Apr. 13) ... recorded his fourth win of the season, including his first in SEC play, in Auburn's series-clinching win at Georgia (May 1) ... pitched 3.1 scoreless innings and struck out a pair in his final appearance and start at Missouri (May 22) ... named to the 2021 Spring SEC Academic Honor Roll.

## 2020 – FRESHMAN YEAR

Made three starts and posted a 1-1 record with a 8.38 ERA ... struck out 12 batters and issued seven walks in 9.2 innings ... made his Auburn debut and earned the win vs. Oakland (Feb. 19) ... allowed one run on two hits with one walk and six strikeouts in 3.0 innings ... matched a season high with six strikeouts in 4.2 innings vs. Alabama A&M (Feb. 26) ... suffered the loss in his final start vs. Wofford (Mar. 11).

### BRIGHT AT A GLANCE

#### CAREER RECORD

at Plainsman Park.....	2-3
On Road/Neutral.....	3-2
vs. SEC.....	2-3
vs. SEC West.....	1-2
vs. SEC East.....	1-1

#### CAREER HIGHS

Innings.....	6.0, vs. Texas A&M (2/28/21)
Hits.....	6, vs. Texas A&M (5/16/21)
Runs.....	7, at Ole Miss (3/21/21)
Earned Runs.....	7, at Ole Miss (3/21/21)
Walks.....	3, three times
Strikeouts.....	7, vs. Alabama A&M (2/23/21)
Pitches.....	86, vs. Texas A&M (2/28/21)



**HIGH SCHOOL**

Rated a top-350 player nationally by Perfect Game ... tabbed the No. 1 right-handed pitcher and No. 5 overall player in Alabama ... named a 2018 and 2019 Perfect Game Preseason High Honorable Mention All-American ... made the 2018 WWBA National Championship All-Tournament Team ... hit .358 with nine doubles, three home runs and 30 RBI as a junior at Trinity Presbyterian ... went 4-4 with a 4.51 ERA on the mound ... struck out 46 batters in 35.2 innings ... named 2018 1A-4A First Team All-Metro and 4A ASWA Second Team All-State ... 2018 AHSAA Baseball All-Star ... posted a 7-2 record with a 1.81 ERA as a senior ... struck out 86 batters in 58 innings ... named 2019 1A-4A First Team All-Metro and 4A ASWA Second Team All-State for the second straight season ... played quarterback for Trinity Presbyterian from 2015-17.

**PERSONAL**

Son of Lynn and Ike Bright ... enrolled in the College of Business ... born Oct. 26, 2000.

**TRACE BRIGHT'S CAREER APPEARANCES**

\*Starter

**2020 - FRESHMAN YEAR**

Date	Opp (Res.)	DEC	QS	IP	H	R	ER	BB	SO	HR	ERA	NP
2/19	*OAKLAND (W, 17-1)	W	-	3.0	2	1	1	1	6	1	3.00	59
2/26	*ALABAMA A&M (W, 12-6)	-	-	4.2	3	4	4	3	6	0	5.87	75
3/11	*WOFFORD (L, 3-4)	L	-	2.0	5	4	4	3	0	0	8.38	50

**2021 - SOPHOMORE YEAR**

Date	Opp (Res.)	DEC	QS	IP	H	R	ER	BB	SO	HR	ERA	NP
2/19	PRESBYTERIAN (W, 14-3)	-	-	1.0	2	0	0	0	2	0	0.00	28
2/23	*ALABAMA A&M (W, 18-2)	W	-	4.0	2	2	1	0	7	0	1.80	55
2/28	*vs. Texas A&M (W, 6-1)	W	X	6.0	3	0	0	2	1	0	0.82	86
3/7	*BOSTON COLLEGE (L, 9-11)	-	-	5.0	3	1	1	1	3	0	1.12	69
3/14	*LITTLE ROCK (L, 6-12)	L	-	4.1	5	6	6	0	5	2	3.54	74
3/21	*at Ole Miss (L, 11-19)	L	-	1.1	4	7	7	3	2	0	6.23	53
3/26	KENTUCKY (L, 6-8)	-	-	3.0	5	4	4	2	2	2	6.93	58
4/2	at Arkansas (L, 5-6)	-	-	1.0	3	3	3	0	2	0	7.71	24
4/3	at Arkansas (L, 5-6)	L	-	0.2	2	1	1	1	0	0	7.86	11
4/10	MISSISSIPPI STATE (L, 2-7)	-	-	3.1	1	1	1	1	3	1	7.28	38
4/13	*at Georgia Tech (W, 7-3)	W	-	4.0	3	2	2	1	1	1	6.95	39
4/17	at Alabama (L, 9-10)	-	-	1.2	2	2	2	1	3	1	7.13	38
4/20	*SAMFORD (W, 6-4)	-	-	1.0	1	2	2	1	2	1	7.43	19
4/23	FLORIDA (L, 2-4)	L	-	1.1	1	2	2	2	2	0	7.65	32
5/1	*at Georgia (W, 9-7)	W	-	2.0	2	2	2	2	2	0	7.71	42
5/7	*LSU (L, 6-9)	-	-	1.1	2	2	1	0	0	0	7.68	20
5/12	at Samford (L, 1-6)	-	-	0.2	1	2	2	1	1	1	7.99	22
5/16	*TEXAS A&M (W, 8-5)	-	-	4.0	6	3	1	0	3	1	7.49	74
5/22	*at Missouri (L, 6-7)	-	-	3.1	5	0	0	0	2	0	6.98	40

**ALL GAMES**

Year	ERA	W	L	App	GS	CG	SHO	CBO	SV	IP	H	R	ER	BB	SO	2B	3B	HR	BF	B/Avg	WP	HBP	BK	SFA	SHA
2020	8.38	1	1	3	3	0	0	0	0	9.2	10	9	9	7	12	3	0	1	46	.278	2	1	0	0	2
2021	6.98	4	4	19	11	0	0	0	0	49.0	53	42	38	18	43	10	1	10	215	.276	0	4	0	1	0
<b>TOTAL</b>	<b>7.21</b>	<b>5</b>	<b>5</b>	<b>22</b>	<b>14</b>	<b>0</b>	<b>0</b>	<b>0</b>	<b>0</b>	<b>58.2</b>	<b>63</b>	<b>51</b>	<b>47</b>	<b>25</b>	<b>55</b>	<b>13</b>	<b>1</b>	<b>11</b>	<b>261</b>	<b>.276</b>	<b>2</b>	<b>5</b>	<b>0</b>	<b>1</b>	<b>2</b>

**SEC GAMES ONLY**

Year	ERA	W	L	App	GS	CG	SHO	CBO	SV	IP	H	R	ER	BB	SO	2B	3B	HR	BF	B/Avg	WP	HBP	BK	SFA	SHA
2020	-	-	-	-	-	-	-	-	-	-	-	-	-	-	-	-	-	-	-	-	-	-	-	-	-
2021	9.39	1	3	11	5	0	0	0	0	23.0	33	27	24	12	21	8	1	5	114	.337	0	3	0	1	0
<b>TOTAL</b>	<b>9.39</b>	<b>1</b>	<b>3</b>	<b>11</b>	<b>5</b>	<b>0</b>	<b>0</b>	<b>0</b>	<b>0</b>	<b>23.0</b>	<b>33</b>	<b>27</b>	<b>24</b>	<b>12</b>	<b>21</b>	<b>8</b>	<b>1</b>	<b>5</b>	<b>114</b>	<b>.337</b>	<b>0</b>	<b>3</b>	<b>0</b>	<b>1</b>	<b>0</b>







# BRAYTON BROWN



**POSITION**  
Outfielder

**CLASS**  
Junior

**BATS / THROWS**  
R/R

**HEIGHT - WEIGHT**  
5-9 - 180

**EXPERIENCE**  
2L

**HOMETOWN**  
Selma, Ala.

**HIGH SCHOOL**  
Morgan Academy

## 2021 – SOPHOMORE YEAR

Appeared in 18 games and made four starts in left field and as the designated hitter ... hit .200 (5-for-25) with one double, two home runs, four RBI, and scored seven runs ... was 3-for-4 with three runs, a double, home run and three RBI in the two-game series against Alabama A&M (Feb. 23-24) ... hit a three-run blast at Ole Miss (Mar. 21) and scored another run earlier in the game ... was 1-for-1 with two RBI vs. Mississippi State (Apr. 11) ... named to the 2021 Spring SEC Academic Honor Roll.

## 2020 – FRESHMAN YEAR

Played in 14 games and made seven starts in left field and as the designated hitter ... hit .267 (8-for-30) with two doubles, one home run and four RBI ... made his Auburn debut in the second game of the season vs. Illinois-Chicago (Feb. 15) and ripped a pinch-hit, RBI double in his first career at-bat ... finished the season 5-for-5 with a walk and three RBI in pinch-hit opportunities ... made his first start in left field vs. Oakland (Feb. 19) and went 1-for-3 with two walks, a double and RBI ... hit his first career home run vs. Alabama A&M (Feb. 25) ... led the team with two outfield assists.

## HIGH SCHOOL

Rated by Perfect Game as the No. 4 shortstop and No. 21 overall player in Alabama in the 2019 signing class ... also rated a top-500 player

nationally ... 2018 and 2019 Perfect Game Preseason High Honorable Mention All-American ... named to the 2017 WWBA National Championship All-Tournament Team ... hit .422 with 13 doubles, six triples, five home runs and 38 RBI as a junior at Morgan Academy ... named 2018 AISA First Team All-State by the Alabama Sports Writers Association ... three-time high school offensive MVP.

## PERSONAL

Son of Rhonda and Sam Brown ... has one sibling, Bailey ... enrolled in the College of Business ... born Jan. 21, 2001.

## CAREER HIGHS

At Bats: ..... 5, vs. Alabama A&M (2/26/20)  
Runs: ..... 3, vs. Oakland (2/19/20)  
Hits: ..... 2, vs. Alabama A&M (2/24/21)  
RBI: ..... 3, at Ole Miss (3/21/21)  
Doubles: ..... 1, three times  
Triples: ..... None  
HR: ..... 1, three times  
Hit Streak: ..... 3 (2020)  
Reach Base: ..... 4 (2020, '21)

## MULTI-HIT GAMES

Year	2	3	4	5+	Total
2020	-	-	-	-	-
2021	1	-	-	-	1
<b>Totals</b>	<b>1</b>	<b>--</b>	<b>--</b>	<b>--</b>	<b>1</b>

## MULTI-RBI GAMES

Year	2	3	4	5+	Total
2020	-	-	-	-	-
2021	2	1	-	-	3
<b>Totals</b>	<b>2</b>	<b>1</b>	<b>--</b>	<b>--</b>	<b>3</b>



## ALL GAMES

Year	Avg	GP	GS	AB	R	H	2B	3B	HR	RBI	TB	SLG%	BB	HBP	SO	GDP	OB%	SF	SH	SB	ATT	PO	A	E	FLD%
2020	.267	14	7	30	6	8	2	0	1	4	13	.433	5	1	10	1	.389	0	0	0	0	6	2	0	1.000
2021	.200	18	4	25	7	5	1	0	2	8	12	.480	4	1	11	1	.333	0	1	0	0	7	0	1	.875
<b>TOTAL</b>	<b>.236</b>	<b>32</b>	<b>11</b>	<b>55</b>	<b>13</b>	<b>13</b>	<b>3</b>	<b>0</b>	<b>3</b>	<b>12</b>	<b>25</b>	<b>.455</b>	<b>9</b>	<b>2</b>	<b>21</b>	<b>2</b>	<b>.364</b>	<b>0</b>	<b>1</b>	<b>0</b>	<b>0</b>	<b>13</b>	<b>2</b>	<b>1</b>	<b>.938</b>

## SEC GAMES ONLY

Year	Avg	GP	GS	AB	R	H	2B	3B	HR	RBI	TB	SLG%	BB	HBP	SO	GDP	OB%	SF	SH	SB	ATT	PO	A	E	FLD%
2020	-	-	-	-	-	-	-	-	-	-	-	-	-	-	-	-	-	-	-	-	-	-	-	-	-
2021	.182	7	2	11	3	2	0	0	1	5	5	.455	1	1	5	1	.308	0	0	0	0	3	0	1	.750
<b>TOTAL</b>	<b>.182</b>	<b>7</b>	<b>2</b>	<b>11</b>	<b>3</b>	<b>2</b>	<b>0</b>	<b>0</b>	<b>1</b>	<b>5</b>	<b>5</b>	<b>.455</b>	<b>1</b>	<b>1</b>	<b>5</b>	<b>1</b>	<b>.308</b>	<b>0</b>	<b>0</b>	<b>0</b>	<b>0</b>	<b>3</b>	<b>0</b>	<b>1</b>	<b>.750</b>



# LUKE BURK



**POSITION**  
Infielder

**CLASS**  
Junior

**BATS / THROWS**  
R/R

**HEIGHT - WEIGHT**  
6-0 - 219

**EXPERIENCE**  
JC

**HOMETOWN**  
Galena, Mo.

**HIGH SCHOOL**  
Galena

**PREVIOUS SCHOOL**  
Neosho County

### 2021 - SOPHOMORE SEASON AT NEOSHO

Hit .270 in 39 games ... smacked six doubles and five homers with 22 RBI ... added 31 runs scored ... collected a season-high three hits, including a homer, and matched a career best with three runs at Fort Scott (Apr. 11) ... turned in five multi-hit efforts in a span of six games from Apr. 27-May 3 ... homered three times during the span ... ended the season on a 12-game hitting streak.

### 2020 - FRESHMAN SEASON AT NEOSHO

Slashed .460/.550/.720 in 17 games ... hit four doubles, three homers and drove in 13 runs ... stole three bases and scored 14 runs ... turned in a career best four hits and matched a career best with three RBI against Allen County (Mar. 5) ... collected 13 hits in a span of five games from Mar. 1-7 ... also hit three homers and drove in 10 runs during the span.

### HIGH SCHOOL

Played at Galena High School ... rated a top 35 player in Missouri by Perfect Game ... 2019 Perfect Game High Honorable Mention Preseason Underclass All-America ... named the MHSAA.org 2018 District Player of the Year and 2019 Conference MVP ... also earned multiple all-state, all-district and all-conference honors.

### PERSONAL

Son of Jason and Anita Burk ... has one sister, Brookelyn ... born May 2, 2001.

#### CAREER HIGHS

At Bats: ..... 6, at Allen County (3/7/20)  
Runs: ..... 3, four times  
Hits: ..... 4, vs. Allen County (3/5/20)  
RBI: ..... 3, five times  
Doubles: ..... 2, vs. Ottawa University (3/1/20)  
Triples: ..... None  
HR: ..... 1, eight times  
Hit Streak: ..... 12 (current)  
Reach Base: ..... 12 (current)

#### MULTI-HIT GAMES

Year	2	3	4	5+	Total
2020*	4	2	1	-	7
2021*	8	1	-	-	9
<b>Totals</b>	<b>12</b>	<b>3</b>	<b>1</b>	<b>--</b>	<b>16</b>

#### MULTI-RBI GAMES

Year	2	3	4	5+	Total
2020*	1	3	-	-	4
2021*	3	2	-	-	5
<b>Totals</b>	<b>4</b>	<b>5</b>	<b>--</b>	<b>--</b>	<b>9</b>



#### ALL GAMES

Year	Avg	GP	GS	AB	R	H	2B	3B	HR	RBI	TB	SLG%	BB	HBP	SO	GDP	OB%	SF	SH	SB	ATT	PO	A	E	FLD%
2020*	.460	17	-	50	14	23	4	0	3	13	36	.720	8	2	11	0	.550	0	0	3	4	13	20	9	.786
2021*	.270	39	-	126	31	34	5	0	5	22	55	.437	10	9	37	3	.361	2	0	0	1	31	67	14	.875
<b>TOTAL</b>	<b>.257</b>	<b>56</b>	<b>--</b>	<b>176</b>	<b>45</b>	<b>47</b>	<b>9</b>	<b>0</b>	<b>8</b>	<b>35</b>	<b>91</b>	<b>.455</b>	<b>18</b>	<b>11</b>	<b>48</b>	<b>3</b>	<b>.367</b>	<b>2</b>	<b>0</b>	<b>3</b>	<b>4</b>	<b>44</b>	<b>87</b>	<b>23</b>	<b>.850</b>







# BLAKE BURKHALTER

# 40

**POSITION**  
Right-handed pitcher

**CLASS**  
Junior

**BATS / THROWS**  
R/R

**HEIGHT - WEIGHT**  
6-0 - 204

**EXPERIENCE**  
2L

**HOMETOWN**  
Dothan, Ala.

**HIGH SCHOOL**  
Northview

**2022 – JUNIOR YEAR**

Enters the season rated by D1 Baseball as the No. 23 relief pitcher.

**2021 – SOPHOMORE YEAR**

Turned in a 1-0 record with a 1.71 ERA in 17 appearances and 21.0 innings ... struck out 30 batters and issued 16 walks ... held opponents to a .182 batting average, which was first on the team ... did not allow a run in his first five appearances and 7.1 innings from Feb. 20-Mar. 7 ... turned in a scoreless innings in his first three appearances against Presbyterian (Feb. 20), Alabama A&M (Feb. 24) and Little Rock (Feb. 28) ... struck out a combined seven batters in two appearances and 4.1 innings against Boston College (Mar. 7) and Little Rock (Mar. 13) ... allowed just one earned run in eight appearances and 7.2 innings in SEC play, lowering his ERA to 1.17 ... did not allow a run in his final three appearances from May 15-May 22 ... earned his first career win after pitching 2.1 scoreless innings and matching a season and career high with four strikeouts vs. North Alabama (May 18) ... struck out four of the six batters he faced in his final appearance at Missouri (May 22) ... named to the 2021 Spring SEC Academic Honor Roll.

**2020 – FRESHMAN YEAR**

Made four relief appearances and posted a 2.08 ERA ... struck out three batters and issued three walks in 4.1 innings ... pitched a scoreless inning in his Auburn debut vs. Illinois-Chicago (Feb. 15) pitched a season-high 1.1 innings and struck out a pair vs. Alabama A&M (Feb. 26) ... tossed a scoreless inning in his final appearance of the season vs. Chicago State (Mar. 8).

**HIGH SCHOOL**

Rated a top-500 player nationally by Perfect Game ... also tabbed the No. 3 right-hander and No. 12 overall player in Alabama ... 2018 and 2019 Perfect Game Preseason High Honorable Mention All-American ... posted a 4-0 record with a 0.75 ERA as a sophomore ... recorded eight saves and struck out 24 batters in 18.2 innings ... went 3-1 with a 1.05 ERA as a junior ... struck out 56 batters in 40.0 innings.

**PERSONAL**

Son of Jack and Jill Burkhalter ... has two siblings, Chase and Leah ... enrolled in the College of Business ... born Sept. 19, 2000.

**BURKHALTER AT A GLANCE**

**CAREER RECORD**

at Plainsman Park.....	1-0
On Road/Neutral.....	0-0
vs. SEC.....	0-0
vs. SEC West.....	0-0
vs. SEC East.....	0-0

**CAREER HIGHS**

Innings.....	2.1, two times
Hits.....	3, two times
Runs.....	2, at Lipscomb (3/16/21)
Earned Runs.....	1, five times
Walks.....	2, four times
Strikeouts.....	4, three times
Pitches.....	48, vs. North Alabama (5/18/21)

**BLAKE BURKHALTER'S CAREER APPEARANCES**

**2020 - FRESHMAN YEAR**

Date	Opp (Res.)	DEC	QS	IP	H	R	ER	BB	SO	HR	ERA	NP
2/15	ILLINOIS-CHICAGO (W, 7-3)	-	-	1.0	1	0	0	1	1	0	0.00	14
2/23	UCF (L, 2-12)	-	-	1.0	3	1	1	1	0	0	4.50	20
2/26	ALABAMA A&M (W, 12-6)	-	-	1.1	1	0	0	1	2	0	2.70	23
3/8	CHICAGO STATE (W, 9-0)	-	-	1.0	1	0	0	0	0	0	2.08	8

**2021 - SOPHOMORE YEAR**


Date	Opp (Res.)	DEC	QS	IP	H	R	ER	BB	SO	HR	ERA	NP
2/20	PRESBYTERIAN (W, 6-1)	-	-	1.0	2	0	0	1	1	0	0.00	25
2/24	ALABAMA A&M (W, 33-0)	-	-	1.0	0	0	0	0	2	0	0.00	19
2/28	vs. Texas A&M (W, 6-1)	-	-	1.0	0	0	0	1	0	0	0.00	11
3/7	BOSTON COLLEGE (L, 9-11)	-	-	2.1	0	0	0	1	3	0	0.00	35
3/13	LITTLE ROCK (W, 6-0)	-	-	2.0	2	0	0	1	4	0	0.00	34
3/16	at Lipscomb (W, 9-7)	-	-	0.2	2	2	1	2	2	1	1.12	25
3/20	at Ole Miss (L, 5-6)	-	-	1.0	0	0	0	2	0	0	1.00	18
3/27	KENTUCKY (L, 6-7)	-	-	1.2	1	1	1	1	3	1	1.69	22
4/2	at Arkansas (L, 5-6)	-	-	0.2	0	0	0	1	0	0	1.59	19
4/11	MISSISSIPPI STATE (L, 10-19)	-	-	0.1	0	0	0	2	1	0	1.54	14
4/21	JACKSONVILLE STATE (W, 8-7)	-	-	2.0	1	1	1	0	2	1	1.98	31
5/1	at Georgia (W, 9-7)	-	-	1.0	1	0	0	1	1	0	1.84	21
5/7	LSU (L, 6-9)	-	-	0.2	0	0	0	0	1	0	1.76	8
5/12	at Samford (L, 1-6)	-	-	1.0	1	1	1	2	1	0	2.20	27
5/15	TEXAS A&M (L, 9-11)	-	-	0.2	0	0	0	0	1	0	2.12	8
5/18	NORTH ALABAMA (W, 14-6)	W	-	2.1	3	0	0	1	4	0	1.86	48
5/22	at Missouri (L, 6-7)	-	-	1.2	1	0	0	0	4	0	1.71	31

**ALL GAMES**

Year	ERA	W	L	App	GS	CG	SHO	CBO	SV	IP	H	R	ER	BB	SO	2B	3B	HR	BF	B/Avg	WP	HBP	BK	SFA	SHA
2020	2.08	0	0	4	0	0	0	1	0	4.1	6	1	1	3	3	0	0	0	18	.462	0	0	0	1	1
2021	1.71	1	0	17	0	0	0	2	0	21.0	14	5	4	16	30	1	0	3	96	.182	4	3	0	0	0
<b>TOTAL</b>	<b>1.78</b>	<b>1</b>	<b>0</b>	<b>21</b>	<b>0</b>	<b>0</b>	<b>0</b>	<b>3</b>	<b>0</b>	<b>25.1</b>	<b>20</b>	<b>6</b>	<b>5</b>	<b>19</b>	<b>33</b>	<b>1</b>	<b>0</b>	<b>3</b>	<b>114</b>	<b>.222</b>	<b>4</b>	<b>3</b>	<b>0</b>	<b>1</b>	<b>1</b>

**SEC GAMES ONLY**

Year	ERA	W	L	App	GS	CG	SHO	CBO	SV	IP	H	R	ER	BB	SO	2B	3B	HR	BF	B/Avg	WP	HBP	BK	SFA	SHA
2020	-	-	-	-	-	-	-	-	-	-	-	-	-	-	-	-	-	-	-	-	-	-	-	-	-
2021	1.17	0	0	8	0	0	0	0	0	7.2	3	1	1	7	11	0	0	1	33	.120	4	1	0	0	0
<b>TOTAL</b>	<b>1.17</b>	<b>0</b>	<b>0</b>	<b>8</b>	<b>0</b>	<b>0</b>	<b>0</b>	<b>0</b>	<b>0</b>	<b>7.2</b>	<b>3</b>	<b>1</b>	<b>1</b>	<b>7</b>	<b>11</b>	<b>0</b>	<b>0</b>	<b>1</b>	<b>33</b>	<b>.120</b>	<b>4</b>	<b>1</b>	<b>0</b>	<b>0</b>	<b>0</b>



# BROOKS CARLSON



**POSITION**  
Infielder

**CLASS**  
Graduate

**BATS / THROWS**  
R/R

**HEIGHT - WEIGHT**  
5-11 - 192

**EXPERIENCE**  
4L

**HOMETOWN**  
Mobile, Ala.

**HIGH SCHOOL**  
Faith Academy

**PREVIOUS SCHOOL**  
Samford

## 2022 - GRADUATE SEASON

Rated by Baseball America and D1 Baseball as the No. 21 and No. 33 impact transfer in the country.

## 2021 - SENIOR SEASON AT SAMFORD

Turned in his fourth straight season with an average above .300 as he hit .301 with 13 doubles, six homers and 37 RBI ... scored 38 runs and was 2-2 in stolen bases ... hit .330 in SoCon play.

## 2020 - JUNIOR SEASON AT SAMFORD

Named first team All-American by Collegiate Baseball...named the SoCon's Top Hitter by D1Baseball.com... led the SoCon in hits (19) and batting average (.500) in a COVID-shortened season ... had multiple hits in seven of the team's 15 games... in the season-opening series with UNC Asheville, went 7-for-9 with a home run, a double and eight RBI... went 3-for-3 with a double at Austin Peay... had seven hits and four RBI in a series with Northern Kentucky... went 3-for-4 with two RBI against Louisiana-Lafayette.

## 2019 - SOPHOMORE SEASON AT SAMFORD

Named first-team All-SoCon...batted .345 with 17 doubles, six home runs and 41 RBI...had 23 multi-hit games...had at least three hits in 11 games...had a season-high four hits three times, accomplishing the feat against Kennesaw State, VMI and UNCG... earned a season high 13 putouts against Georgia State... had four assists against Mercer... hit well against UNC Greensboro with four hits and a homerun... ended the season with a .985 fielding percentage.

## 2018 - FRESHMAN SEASON AT SAMFORD

Played in all 62 games, starting 61 contests... finished the season with a .343 batting average... had 25 multi-hit games... tallied three hits seven times, against Austin Peay, Alabama A&M, Alabama, Wofford, Mercer and twice against Furman, earned a career high 14 putouts against Alabama A&M... stole a base and scored three runs against Western Carolina.

## HIGH SCHOOL

Starred at Faith Academy in Mobile, Ala., where he closed out his high school career as the fifth-ranked third baseman in Alabama.

## PERSONAL

Son of Danny and Kristi Carlson ... has two siblings, Parker and Ellie ... his brother, Parker, is a freshman pitcher on the Auburn baseball team ... graduated from Samford in 2021 ... enrolled in a graduate program in the College of Business ... born Dec. 8, 1998.

### CAREER HIGHS

At Bats:	6, three times
Runs:	3, eight times
Hits:	4, four times
RBI:	7, at VMI (5/7/21)
Doubles:	2, five times
Triples:	1, four times
HR:	1, 25 times
Hit Streak:	14 (2018)
Reach Base:	17 (2019)

### MULTI-HIT GAMES

Year	2	3	4	5+	Total
2018*	19	7	-	-	26
2019*	11	8	3	-	22
2020*	2	5	-	-	7
2021*	10	6	1	-	17
<b>Totals</b>	<b>42</b>	<b>26</b>	<b>4</b>	<b>--</b>	<b>72</b>

### MULTI-RBI GAMES

Year	2	3	4	5+	Total
2018*	7	4	-	-	11
2019*	7	4	1	-	12
2020*	3	1	-	1	5
2021*	6	2	1	1	10
<b>Totals</b>	<b>23</b>	<b>11</b>	<b>2</b>	<b>2</b>	<b>38</b>

## ALL GAMES

Year	Avg	GP	GS	AB	R	H	2B	3B	HR	RBI	TB	SLG%	BB	HBP	SO	GDP	OB%	SF	SH	SB	ATT	PO	A	E	FLD%
2018*	.343	62	61	230	48	79	16	1	10	47	127	.552	28	8	37	4	.429	2	0	1	3	-139	35	8	.956
2019*	.345	59	59	226	47	78	17	2	6	41	117	.518	30	6	46	6	.429	4	0	0	1	170	28	3	.985
2020*	.500	15	15	50	18	25	4	0	3	19	38	.760	20	2	4	0	.644	1	0	0	1	34	20	2	.964
2021*	.301	50	49	186	38	56	13	1	6	37	89	.478	30	4	38	0	.409	0	0	2	2	49	69	5	.959
<b>TOTAL</b>	<b>.344</b>	<b>186</b>	<b>184</b>	<b>692</b>	<b>151</b>	<b>238</b>	<b>50</b>	<b>4</b>	<b>25</b>	<b>144</b>	<b>371</b>	<b>.536</b>	<b>108</b>	<b>20</b>	<b>125</b>	<b>10</b>	<b>.443</b>	<b>7</b>	<b>0</b>	<b>3</b>	<b>7</b>	<b>253</b>	<b>117</b>	<b>10</b>	<b>.974</b>







# KONNER COPELAND

# 54

**POSITION**  
Left-handed pitcher

**CLASS**  
Sophomore

**BATS / THROWS**  
L/L

**HEIGHT - WEIGHT**  
6-2 - 178

**EXPERIENCE**  
JC

**HOMETOWN**  
Mobile, Ala.

**HIGH SCHOOL**  
Saraland

**PREVIOUS SCHOOL**  
Pensacola State

## 2021 - FRESHMAN SEASON AT PENSACOLA STATE

Went 7-1 with a 1.74 ERA in 12 appearances and eight starts ... struck out 81 batters in 57.0 innings, good for a 12.79 K/9.0 inning clip ... named 2021 NJCAA Third Team All-America and the Florida Panhandle Conference Pitcher of the Year ... pitched three complete-game shutouts and also recorded a save ... ranked second in NJCAA in shutouts and fourth in ERA.

## HIGH SCHOOL

Played at Saraland High School ... rated by Perfect Game as the No. 7 southpaw in Alabama ... went 6-2 with a 1.78 ERA and 61 strikeouts with a .167 average against as a senior ... named to the 2019 Coastal Alabama All-Region Team ... also competed for the Alabama Rawdogs ... 2018 Perfect Game High Honorable Mention Preseason Underclass All-America.

## PERSONAL

Son of Pat and Tammy Copeland ... has one sister, Kelsey ... enrolled in the College of Business ... born July 17, 2000.

## COPELAND AT A GLANCE

### CAREER HIGHS

Innings.....	7.0, two times
Hits.....	11, at Chipola (3/20/21)
Runs.....	4, two times
Earned Runs.....	4, vs. Miami Dade (5/6/21)
Walks.....	2, six times
Strikeouts.....	12, at Northwest Florida State (4/30/21)
Pitches.....	N/A

## KONNER COPELAND'S CAREER APPEARANCES

\*-Starter

### 2021 - FRESHMAN YEAR AT PENSACOLA STATE

Date	Opp (Res.)	DEC	QS	IP	H	R	ER	BB	SO	HR	ERA	NP
1/22	vs. Seminole State (L, 6-7)	-	-	3.0	2	0	0	1	2	0	0.00	-
1/30	vs. Coastal Alabama - Brewton (W, 4-0)	S	-	1.0	0	0	0	0	0	0	0.00	-
2/8	LURLEEN B. WALLACE (L, 2-3)	-	-	2.0	0	0	0	2	5	0	0.00	-
2/21	at Delgado (L, 1-2)	-	-	4.2	1	0	0	1	8	0	0.00	-
2/27	*COASTAL ALABAMA - BAY MINETTE (W, 11-0)	W	X	6.0	2	0	0	2	7	0	0.00	-
3/6	*DELGADO (W, 2-1)	W	X	6.0	4	1	1	1	8	1	0.40	-
3/20	*at Chipola (W, 15-5)	W	-	3.1	11	4	3	0	6	0	1.38	-
4/3	*TALLAHASSEE (W, 9-0)	W	X	7.0	1	0	0	1	8	0	1.09	-
4/11	*GULF COAST STATE (W, 5-3)	W	X	6.0	4	3	2	2	9	0	1.38	-
4/23	*at Gulf Coast State (W, 10-2)	W	X	6.0	9	2	1	2	9	0	1.40	-
4/30	*at Northwest Florida State (W, 4-0)	W	X	7.0	3	0	0	2	12	0	1.21	-
5/6	*vs. Miami Dade (L, 5-9)	L	-	5.0	6	4	4	2	7	0	1.74	-



## ALL GAMES

Year	ERA	W	L	App	GS	CG	SHO	CBO	SV	IP	H	R	ER	BB	SO	2B	3B	HR	BF	B/Avg	WP	HBP	BK	SFA	SHA
2021*	1.74	7	1	12	8	3	3	1	1	57.0	43	14	11	16	81	3	0	1	-	-	3	2	0	0	1



# SONNY DICHIARA

# 17

**POSITION**  
Infielder

**CLASS**  
Senior

**BATS / THROWS**  
R/R

**HEIGHT - WEIGHT**  
6-1 - 263

**EXPERIENCE**  
3L

**HOMETOWN**  
Hoover, Ala.

**HIGH SCHOOL**  
Hoover

**PREVIOUS SCHOOL**  
Samford

### 2022 - SENIOR SEASON

Rated by Baseball America and D1 Baseball as the No. 14 and No. 21 impact transfer in the country ... also rated by D1 Baseball as the No. 15 first baseman.

### 2021 - JUNIOR SEASON AT SAMFORD

Played and started in 56 games ... led the team and SoCon with 18 homers ... ranked second on the team and T-10th in the league with 46 RBI ... hit .273 with nine doubles and added 44 runs ... named 2021 Second Team All-SoCon ... hit .288 in 28 league games ... ranked T-2nd in the league with nine homers during SoCon play.

### 2020 - SOPHOMORE SEASON AT SAMFORD

Started in all 15 games of the COVID-shortened season ... batted .328 with two home runs and 21 RBI ... recorded 20 hits and scored nine runs ... had a season high four hits against Austin Peay on February 21 while also batting in two runs.

### 2019 - FRESHMAN SEASON AT SAMFORD

Started in all 55 games played ... named first team All-SoCon, and the SoCon Freshman of the Year ... also named Freshman All-American by Baseball America and the National Collegiate Baseball Writers Association ... belted 21 home runs, the most by a freshman in school history ... finished the season with a .293 batting average ... recorded 58 hits, 40 runs scored and 55 runs batted in ... had 15 multi-hit games ... in his four games against Wofford, DiChiara had six hits, nine runs batted in and three home runs ... had a season-high three

hits each against Furman, UT Martin and Wofford .. Awards include 2019 First Team All-SoCon, 2019 SoCon Freshman of the Year and 2019 Freshman All-American.

### HIGH SCHOOL

Starred at nearby Hoover High School ... named the Over the Mountain Journal's 2018 Co-Baseball Player of the Year ... Perfect Game named him the No. 2 first baseman in the state and the No. 14 first baseman in the nation.

### PERSONAL

Son of Mike and Lara DiChiara ... brother to Michael ... enrolled in the College of Liberal Arts ... born July 29, 1999.

### CAREER HIGHS

At Bats: ..... 6, two times  
Runs: ..... 3, four times  
Hits: ..... 4, at Austin Peay (2/21/21)  
RBI: ..... 6, at Wofford (4/26/21)  
Doubles: ..... 1, 19 times  
Triples: ..... None  
HR: ..... 2, eight times  
Hit Streak: ..... 9 (2020, '21)  
Reach Base: ..... 25 (2019-20)

### MULTI-HIT GAMES

Year	2	3	4	5+	Total
2019*	12	3	-	-	15
2020*	2	1	1	-	4
2021*	10	3	-	-	13
<b>Totals</b>	<b>24</b>	<b>7</b>	<b>1</b>	<b>--</b>	<b>32</b>

### MULTI-RBI GAMES

Year	2	3	4	5+	Total
2019*	8	4	2	1	15
2020*	5	-	1	-	6
2021*	4	6	1	-	11
<b>Totals</b>	<b>17</b>	<b>10</b>	<b>4</b>	<b>1</b>	<b>32</b>



### ALL GAMES

Year	Avg	GP	GS	AB	R	H	2B	3B	HR	RBI	TB	SLG%	BB	HBP	SO	GDP	OB%	SF	SH	SB	ATT	PO	A	E	FLD%
2019*	.293	55	55	198	40	58	7	0	21	55	128	.646	35	7	57	4	.407	6	0	0	0	335	7	4	.988
2020*	.328	15	15	61	9	20	3	0	2	21	29	.475	5	3	12	3	.378	5	0	0	0	107	4	0	1.000
2021*	.273	56	56	194	44	53	9	0	18	46	116	.598	48	6	60	4	.428	2	1	0	0	384	24	4	.990
<b>TOTAL</b>	<b>.289</b>	<b>126</b>	<b>126</b>	<b>453</b>	<b>93</b>	<b>131</b>	<b>19</b>	<b>0</b>	<b>41</b>	<b>122</b>	<b>273</b>	<b>.603</b>	<b>88</b>	<b>16</b>	<b>129</b>	<b>11</b>	<b>.412</b>	<b>13</b>	<b>1</b>	<b>0</b>	<b>0</b>	<b>826</b>	<b>35</b>	<b>8</b>	<b>.990</b>







# TYLER DRABICK



**POSITION**  
Right-handed pitcher

**CLASS**  
Graduate

**BATS / THROWS**  
R/R

**HEIGHT - WEIGHT**  
6-2 - 193

**EXPERIENCE**  
3L

**HOMETOWN**  
Canton, Ohio

**HIGH SCHOOL**  
North Canton Hoover

**PREVIOUS SCHOOL**  
Lipscomb

**2022 - GRADUATE SEASON**

Rated by Baseball America as the No. 94 impact transfer in the country.

**2021 - REDSHIRT SENIOR SEASON AT LIPSCOMB**

Appeared in 23 games as a reliever for the Bisons and collected a 1-0 record ... collected a team-best 2.81 ERA in 32.0 innings pitched ... threw 46 strikeouts, putting him third on the team in the category ... held opponents to a .180 average ... struck out five hitters in both his first and last appearances of the season, against Memphis and Kennesaw State respectively ... caught one runner stealing a base.

**2020 - REDSHIRT JUNIOR SEASON AT KENT STATE**

Made five appearances during the COVID-shortened season ... led the team for the second straight season with a pair of saves ... pitched 4.2 innings and struck out three batters.

**2019 - REDSHIRT SOPHOMORE SEASON AT KENT STATE**

Posted a 1-0 record with a team-high three saves in 14 relief appearances ... recorded a 3.73 ERA in 31.1 innings of work, striking out 29 ... held opponents to a .244 average ... struck out a career-high five batters in back-to-back appearances at Dayton (March 26) and against Malone (April 2).

**2018 - REDSHIRT FRESHMAN SEASON AT KENT STATE**

Made 11 appearances with 15.1 innings pitched ... struck out 14 and walked six with a 3.52 ERA ... had a season-high three strikeouts against Youngstown State (May 15) ... pitched 1.2 innings against Louisville with a strikeout in the Lubbock Regional.

**2017 - FRESHMAN SEASON AT KENT STATE**

Utilized a redshirt.

DRABICK AT A GLANCE	
CAREER HIGHS	
Innings.....	3.2, vs. Toledo (5/3/2019)
Hits.....	5, two times
Runs.....	5, at Northern Illinois (4/19/19)
Earned Runs.....	5, at Northern Illinois (4/19/19)
Walks.....	2, seven times
Strikeouts.....	5, three times
Pitches.....	N/A

**HIGH SCHOOL**


Lettered three years in baseball and basketball and one year in football at North Canton Hoover ... named First Team All-League, All-District, All-County, and All-State as a senior and was named to the Rawlings Preseason All-Midwest Team ... went 5-2 on the mound with a 1.47 ERA while hitting .360 with 16 RBI ... was Second Team All-League and Preseason All-Ohio as a junior, hitting .340 with 33 RBI ... also played for Ohio Elite and Midwest Redbirds.

**PERSONAL**

Son of Nick and Robinne Drabick ... has two siblings, Makenna and Peyton ... his father pitched and his mother player basketball at Mount Vernon Nazarene University ... his uncle, Jim Barton, pitched at Akron and played professionally in the Chicago White Sox organization ... graduated from Kent State in 2020 ... enrolled in a graduate program in the College of Business ... born Sept. 29, 1997.

**ALL GAMES**

Year	ERA	W	L	App	GS	CG	SHO	CBO	SV	IP	H	R	ER	BB	SO	2B	3B	HR	BF	B/Avg	WP	HBP	BK	SFA	SHA
2018*	3.52	0	0	11	1	0	0	1	0	15.1	12	7	6	6	14	4	0	2	66	.203	0	1	0	0	0
2019*	3.73	1	0	14	0	0	0	0	3	31.1	30	20	13	15	29	8	1	0	146	.244	3	6	0	0	2
2020*	11.57	0	1	5	0	0	0	0	2	4.2	10	6	6	2	3	2	0	0	26	.435	1	0	0	0	1
2021*	2.81	1	0	23	0	0	0	2	1	32.0	20	11	10	13	46	2	0	0	127	.180	1	3	0	0	2
<b>TOTAL</b>	<b>3.78</b>	<b>2</b>	<b>1</b>	<b>53</b>	<b>1</b>	<b>0</b>	<b>0</b>	<b>3</b>	<b>6</b>	<b>83.1</b>	<b>72</b>	<b>44</b>	<b>35</b>	<b>36</b>	<b>92</b>	<b>16</b>	<b>1</b>	<b>2</b>	<b>365</b>	<b>.229</b>	<b>5</b>	<b>10</b>	<b>0</b>	<b>0</b>	<b>5</b>



# RYAN DYAL



**POSITION**  
Catcher

**CLASS**  
Redshirt Sophomore

**BATS / THROWS**  
L/R

**HEIGHT - WEIGHT**  
5-10 - 197

**EXPERIENCE**  
1L

**HOMETOWN**  
Senoia, Ga.

**HIGH SCHOOL**  
East Coweta

## 2021 - REDSHIRT FRESHMAN SEASON

Played in 31 games and earned 22 starts behind the plate ... hit .200 (14-for-70) ... scored 18 runs and drove in seven ... drew 24 walks, which was tied for third on the team, and reached base at a .411 clip ... hit two doubles and three home runs ... reached base in six straight games to begin his Auburn career ... recorded his first career hit vs. Texas A&M (Feb. 28) ... went 2-for-5 with a home run, two RBI and scored a season high three runs in the win at Georgia (April 30) ... had at least one hit in six of seven games from Apr. 17-May 7 ... homered in back-to-back games against LSU (May 6-7) ... went 4-for-13 with six runs, three homers and five RBI in a four-game span from Apr. 30-May 7 ... reached base in 12 straight games, tied for the fourth longest streak on the team ... went 1-for-2 with three walks and scored two runs in the win at Missouri (May 20) ... recorded a .993 fielding percentage and threw out two runners attempting to steal.

## 2020 - FRESHMAN YEAR

Did not play due to injury.

## HIGH SCHOOL

Rated the No. 226 overall player in the 2019 class according to Perfect Game ... tabbed the No. 23 overall player and No. 3 catcher in Georgia

... named a 2018 Perfect Game Preseason Underclass Second Team All-American and 2019 Perfect Game Preseason All-American High Honorable Mention ... named to the Top Prospect List at the 2018 Perfect Game National Showcase and 2017 Jr. National Showcase ... competed in the 2016 and 2017 Perfect Game Underclass All-American Games ... earned All-Tournament Team honors at the 2016 WWBA World Championship as well as the 2017 and 2018 WWBA National Championships ... three-time First Team All-Region and All-State honoree at East Coweta.

## PERSONAL

Son of Sandy and Mike Dyal ... has three siblings, Matthew and Steven Dyal and Jessica Vizcarra ... enrolled in the College of Liberal Arts ... born Nov. 11, 2000.

CAREER HIGHS	
At Bats:	5, two times
Runs:	3, at Georgia (4/30/21)
Hits:	2, at Georgia (4/30/21)
RBI:	2, two times
Doubles:	1, two times
Triples:	None
HR:	1, three times
Hit Streak:	4 (2021)
Reach Base:	12 (2021)

MULTI-HIT GAMES	
Year	2 3 4 5+ Total
2021	1 - - - 1
<b>Totals</b>	<b>1 -- -- -- 1</b>

MULTI-RBI GAMES	
Year	2 3 4 5+ Total
2021	2 - - - 2
<b>Totals</b>	<b>2 -- -- -- 2</b>



## ALL GAMES

Year	Avg	GP	GS	AB	R	H	2B	3B	HR	RBI	TB	SLG%	BB	HBP	SO	GDP	OB%	SF	SH	SB	ATT	PO	A	E	FLD%
2021	.200	31	22	70	18	14	2	0	3	7	25	.357	24	1	23	2	.411	0	1	1	1	190	12	1	.995

## SEC GAMES ONLY

Year	Avg	GP	GS	AB	R	H	2B	3B	HR	RBI	TB	SLG%	BB	HBP	SO	GDP	OB%	SF	SH	SB	ATT	PO	A	E	FLD%
2021	.213	21	16	47	14	10	1	0	3	7	20	.426	16	1	17	2	.422	0	0	0	0	129	10	1	.993







# GARRETT FARQUHAR

# 11

**POSITION**  
Infielder

**CLASS**  
Fifth Year

**BATS / THROWS**  
R/R

**HEIGHT - WEIGHT**  
5-11 - 187

**EXPERIENCE**  
2L

**HOMETOWN**  
Hoover, Ala.

**HIGH SCHOOL**  
Hoover

**PREVIOUS SCHOOL**  
Shelton State

**2020 – JUNIOR YEAR**

Made 20 appearances and five starts, including four at second base and one as a designated hitter ... hit .375 (12-for-32) with eight runs, four doubles and seven RBI ... started game two vs. Presbyterian (Feb. 20) and went 2-for-4 against the Blue Hose ... went 3-for-3 with four runs and two doubles vs. Alabama A&M (Feb. 24), setting career bests in all three categories ... started vs. Samford in his hometown at the Hoover Met and went 1-for-2 with a walk and double ... came off the bench to go 2-for-4 with a run and RBI in the series-clinching win against Texas A&M (May 16) ... went 2-for-4 and drove in a career best three runs vs. North Alabama (May 18) ... started the Tigers SEC Tournament game vs. Ole Miss and went 2-for-4 with a double and two RBI ... went 6-for-13 with six RBI in the final five games ... named to the 2021 Spring SEC Academic Honor Roll.

**2020 – JUNIOR YEAR**

Played in 13 games and made 10 starts at second base ... hit .263 (10-for-38) with two doubles and 10 RBI ... was one of five players with 15 or more runs scored ... ranked second on the team with 10 walks ... made his Auburn debut and first career start vs. Illinois-Chicago (Feb. 15) ... went 1-for-3 with two runs and two RBI in the contest ... turned in his first multi-hit game and drove in four runs the following day against the Flames (Feb. 16) ... drove in a run in his third straight game to start his Auburn career vs. Oakland (Feb. 19) ... scored a season-high three runs in back-to-back games vs. Alabama A&M (Feb. 26) and Wright State (Feb. 29) ... went 2-for-2 with three walks against the Raiders ... collected his third and final multi-hit game of the season vs. Chicago State (Mar. 7) ... drove in his 10th run of the season vs. Georgia Tech (Mar. 10).

**JUNIOR COLLEGE**

Two-year starter at shortstop for Shelton State ... career .347 hitter with 19 doubles, four triples, three home runs and 63 RBI ... also drew 66 walks compared to 46 strikeouts and stole 24-of-29 bases ... named 2019 Alabama Community College First Team All-North Division after hitting .363 as a senior ... earned NJCAA Academic honors.

**CAREER HIGHS**

At Bats:	5, six times
Runs:	4, two times
Hits:	3, seven times
RBI:	4, two times
Doubles:	2, two times
Triples:	1, four times
HR:	1, three times
Hit Streak:	9 (2018)
Reach Base:	15 (2018, '19)

**MULTI-HIT GAMES**

Year	2	3	4	5+	Total
2018*	17	2	-	-	19
2019*	12	4	-	-	16
2020	3	-	-	-	3
2021	4	1	-	-	5
<b>Totals</b>	<b>36</b>	<b>7</b>	<b>--</b>	<b>--</b>	<b>43</b>

**MULTI-RBI GAMES**

Year	2	3	4	5+	Total
2018*	8	-	-	-	8
2019*	7	1	1	-	9
2020	1	-	1	-	2
2021	1	1	-	-	2
<b>Totals</b>	<b>17</b>	<b>2</b>	<b>2</b>	<b>--</b>	<b>21</b>

**HIGH SCHOOL**

Hit .350 with 14 doubles, three home runs and 30 RBI as a senior at Hoover High School ... named 2017 Perfect Game Preseason Southeast Region Honorable Mention and ASWA Honorable Mention All-State ... also a four-time state champion in football (2014-17) ... member of the National Honor Society.

**PERSONAL**

Son of Evelyn and Lynn Farquhar ... has on sibling, Emily ... enrolled in the College of Business ... born Aug. 15, 1998.

**ALL GAMES**

Year	Avg	GP	GS	AB	R	H	2B	3B	HR	RBI	TB	SLG%	BB	HBP	SO	GDP	OB%	SF	SH	SB	ATT	PO	A	E	FLD%
2018*	.331	52	-	175	39	58	8	2	1	32	73	.417	29	4	32	0	.429	4	2	10	13	72	121	20	.906
2019*	.363	55	-	168	54	61	11	2	2	31	82	.488	37	6	14	0	.493	0	3	14	16	71	111	14	.929
2020	.263	13	10	38	15	10	2	0	0	10	12	.316	10	2	5	2	.440	0	1	1	1	17	19	3	.923
2021	.375	20	5	32	8	12	4	0	0	7	16	.500	3	1	6	1	.444	0	1	1	1	8	15	1	.958
<b>TOTAL</b>	<b>.341</b>	<b>140</b>	<b>15</b>	<b>413</b>	<b>116</b>	<b>141</b>	<b>25</b>	<b>4</b>	<b>3</b>	<b>80</b>	<b>183</b>	<b>.443</b>	<b>79</b>	<b>13</b>	<b>57</b>	<b>3</b>	<b>.458</b>	<b>4</b>	<b>7</b>	<b>26</b>	<b>31</b>	<b>168</b>	<b>266</b>	<b>38</b>	<b>.919</b>

**SEC GAMES ONLY**

Year	Avg	GP	GS	AB	R	H	2B	3B	HR	RBI	TB	SLG%	BB	HBP	SO	GDP	OB%	SF	SH	SB	ATT	PO	A	E	FLD%
2020	-	-	-	-	-	-	-	-	-	-	-	-	-	-	-	-	-	-	-	-	-	-	-	-	-
2021	.200	9	0	10	2	2	0	0	0	1	2	.200	0	0	1	0	.200	0	0	0	0	0	3	0	1.000
<b>TOTAL</b>	<b>.200</b>	<b>9</b>	<b>0</b>	<b>10</b>	<b>2</b>	<b>2</b>	<b>0</b>	<b>0</b>	<b>0</b>	<b>1</b>	<b>2</b>	<b>.200</b>	<b>0</b>	<b>0</b>	<b>1</b>	<b>0</b>	<b>.200</b>	<b>0</b>	<b>0</b>	<b>0</b>	<b>0</b>	<b>0</b>	<b>3</b>	<b>0</b>	<b>1.000</b>



# COLE FOSTER



**POSITION**  
Infielder

**CLASS**  
Sophomore

**BATS / THROWS**  
S/R

**HEIGHT - WEIGHT**  
6-1 - 190

**EXPERIENCE**  
1L

**HOMETOWN**  
Plano, Texas

**HIGH SCHOOL**  
Plano Senior

### 2022 - SOPHOMORE YEAR

Enters the season rated by Perfect Game as the No. 58 sophomore in the country ... also rated by D1 Baseball as the No. 19 SEC prospect for the 2022 MLB Draft and No. 32 second baseman.

### 2021 - FRESHMAN YEAR

Appeared in 15 games and started four ... saw time at shortstop, second base, the designated hitter role, and also came in as a pinch hitter ... hit .292 (7-for-24) with five runs, three doubles and a RBI ... made his collegiate debut as a defensive replacement in the season opener against Presbyterian (Feb. 19) ... made his first career start and went 1-for-3 with a run and RBI vs. Alabama A&M (Feb. 23) ... came off the bench the following day and went 2-for-2 with three runs and a double (Feb. 24) ... had a three-game hit streak from Mar. 21-Apr. 13 that included a pinch-hit double against Mississippi State ... came in as a pinch hitter vs LSU and was 1-for-1 with a double (May 6) ... recorded a .923 fielding percentage with three putouts and nine assists.

### HIGH SCHOOL

Product of Plano Senior High School and the Dallas Tigers ... rated by Prep Baseball Report as the No. 26 overall player in the class, including the No. 5 player in

Texas ... tabbed the No. 71 rated high school prospect by Baseball America, including the sixth-best player in Texas, and the No. 169 player in the class by Perfect Game, including the 14th best in his home state ... ranked the No. 166 overall prospect in the 2020 MLB Draft by Baseball America ... named a 2019 Perfect Game Preseason First Team All-American ... competed for the Texas Rangers Area Code Team ... named the District Newcomer of the Year after hitting .405 as a freshman at Plano ... went on to be named Second Team All-District as a sophomore and hit .305 with a .452 on-base percentage as a junior.

### PERSONAL

Son of Toby and Kathy Foster ... has two siblings, Corbin and Caden ... enrolled in the College of Liberal Arts ... born Oct. 8, 2001.

CAREER HIGHS	
At Bats:	4, two times
Runs:	3, vs. Alabama A&M (2/24/21)
Hits:	2, vs. Alabama A&M (2/24/21)
RBI:	1, vs. Alabama A&M (2/23/21)
Doubles:	1, three times
Triples:	None
HR:	None
Hit Streak:	3 (2021)
Reach Base:	5 (2021)

MULTI-HIT GAMES	
Year	2 3 4 5+ Total
2021	1 - - - 1
<b>Totals</b>	<b>1 - - - 1</b>

MULTI-RBI GAMES	
Year	2 3 4 5+ Total
2021	- - - -
<b>Totals</b>	<b>-- -- -- --</b>



### ALL GAMES

Year	Avg	GP	GS	AB	R	H	2B	3B	HR	RBI	TB	SLG%	BB	HBP	SO	GDP	OB%	SF	SH	SB	ATT	PO	A	E	FLD%
2021	.292	15	4	24	5	7	3	0	0	1	10	.417	3	2	9	0	.414	0	0	0	0	3	9	1	.923

### SEC GAMES ONLY

Year	Avg	GP	GS	AB	R	H	2B	3B	HR	RBI	TB	SLG%	BB	HBP	SO	GDP	OB%	SF	SH	SB	ATT	PO	A	E	FLD%
2021	.273	6	2	11	1	3	2	0	0	0	5	.455	0	1	4	0	.333	0	0	0	0	0	3	0	1.000







# BROOKS FULLER

# 14

**POSITION**  
Left-handed pitcher

**CLASS**  
Senior

**BATS / THROWS**  
L/L

**HEIGHT - WEIGHT**  
6-3 - 210

**EXPERIENCE**  
3L

**HOMETOWN**  
Auburn, Ala.

**HIGH SCHOOL**  
Auburn

## 2021 – JUNIOR YEAR

Made 16 appearances ... posted an 8.50 ERA in 18.0 innings of work ... struck out 20 batters and walked 17 ... fanned a season-high three batters on three occasions vs. Presbyterian (Feb. 21), Boston College (Mar. 5) and at Ole Miss (Mar. 20) ... matched a season-high with 2.1 scoreless innings on the road against the Rebels ... pitched 2.1 scoreless innings and recorded two strikeouts vs Kentucky (Mar. 27) ... didn't allow a run in four straight appearances over 5.1 innings from Mar. 14-Apr. 2 ... posted a 3.18 ERA (four earned runs in 11.1 IP) in his last 11 appearances ... named to the 2021 Spring SEC Academic Honor Roll.

## 2020 – SOPHOMORE YEAR

Made three appearances and two starts ... posted a 1-1 record with a 2.25 ERA ... took the mound in a pair of the team's shutouts ... struck out seven batters and issued one walk in 8.0 innings of work ... pitched 2.0 scoreless innings of relief and struck out three in his season debut vs. Illinois-Chicago (Feb. 16) ... made the start and earned the win in the midweek vs. Alabama A&M (Feb. 25) ... tossed 4.0 scoreless and struck out three ... made his second midweek starts and suffered the loss vs. Georgia Tech (Mar. 10).

## 2019 – FRESHMAN YEAR

Ranked sixth on the team and third among Auburn freshman with 20 appearances on the season, including eight starts ... went 2-2 with two saves and a 4.50 ERA ... earned both wins during SEC play and ranked second on the team with a 3.82 ERA in league action ... made his Auburn debut against Georgia Southern (Feb. 16), allowing one run on one hit in an inning or work ... made his first career


### FULLER AT A GLANCE

#### CAREER RECORD

at Plainsman Park.....	2-1
On Road/Neutral.....	1-2
vs. SEC.....	2-2
vs. SEC West.....	1-0
vs. SEC East.....	1-2

#### CAREER HIGHS

Innings.....	6.0, at Texas A&M (4/13/19)
Hits.....	5, three times
Runs.....	5, vs. Baylor (2/27/21)
Earned Runs.....	5, vs. Baylor (2/27/21)
Walks.....	4, at South Carolina (3/30/19)
Strikeouts.....	6, vs. Ole Miss (4/20/19)
Pitches.....	93, at Texas A&M (4/13/19)





start and pitched 3.0 innings vs. Alabama A&M (Feb. 20) ... notched his first collegiate save by tossing 1.2 scoreless innings vs. Cincinnati (Mar. 2) ... picked up his first collegiate win vs. Tennessee (Mar. 16), going 3.2 innings and striking out three ... allowed one run in 3.2 innings with three walks and three strikeouts at Mississippi State (Mar. 23) ... made back-to-back starts in SEC play at South Carolina (Mar. 30) and vs. Arkansas (Apr. 5) ... threw a season-high 6.0 scoreless innings en route to his second win at Texas A&M (Apr. 13) ... struck out a season-high six vs. Ole Miss in his next start (Apr. 20) ... recorded the final out in the regular season finale at LSU to earn his second save (May 18) ... made a pair of appearances at the SEC Tournament ... named to the SEC First-Year Academic Honor Roll.

## HIGH SCHOOL

Played at Auburn High School for coach Matt Cimo ... rated by Perfect Game as the 10th best left-handed pitcher in the state ... 2018 Rawlings-Perfect Game Southeast Region Honorable Mention All-American ... 2018 ASWA Pitcher and Player of the Year ... went 8-2 with a 1.27 ERA as a senior ... struck out 59 batters in 55.1 innings and held opponents to a .178 batting average ... also hit two homers, drove in 20 runs, stole 15 bases and finished with a .440 OBP ... named to AL.com's 2018 Super All-State Team and 2018 ASWA 7A First Team All-State ... made 13 appearances as a junior and went 8-1 with a 2.70 ERA ... helped lead team to 2018 AHSAA 7A state baseball title ... was also a four-year member of the Auburn High football team and was the team's starting quarterback.

## PERSONAL

Son of Mark and Lori Fuller ... his dad, Mark, is a former Auburn baseball player and pitching coach from 2001-04 ... has one brother, Brady ... enrolled in the College of Business ... born Jan. 6, 2000.

## BROOKS FULLER'S CAREER APPEARANCES

\*-Starter

### 2019 - FRESHMAN YEAR

Date	Opp (Res.)	DEC	QS	IP	H	R	ER	BB	SO	HR	ERA	NP
2/16	GEORGIA SOUTHERN (L, 5-7)	-	-	1.0	1	1	1	1	0	1	9.00	21
2/20	*ALABAMA A&M (W, 10-2)	-	-	3.0	2	2	0	2	3	0	2.25	46
3/2	CINCINNATI (W, 9-5)	-	-	1.2	0	0	0	0	1	0	1.59	14
3/5	UT MARTIN (W, 15-9)	-	-	2.2	2	3	0	3	0	0	1.08	42
3/9	UTSA (W, 8-3)	-	-	1.0	0	0	1	0	0	0	0.96	17
3/16	TENNESSEE (W, 5-2)	W	-	3.2	2	1	1	2	3	0	1.38	63
3/23	at Mississippi State (L, 2-15)	-	-	3.2	4	1	1	3	3	0	1.62	67
3/30	*at South Carolina (L, 0-4)	L	-	5.0	3	2	2	4	4	1	2.08	88
4/5	*ARKANSAS (L, 6-9)	-	-	3.1	3	3	2	2	4	0	2.52	76
4/9	JACKSONVILLE STATE (L, 6-11)	-	-	0.0	0	1	1	2	0	0	2.88	15
4/13	*at Texas A&M (W, 4-0)	W	X	6.0	4	0	0	3	4	0	2.32	93
4/20	*OLE MISS (W, 6-5)	-	-	4.2	5	3	3	2	6	2	2.78	79
4/27	*at Vanderbilt (L, 5-9)	L	-	1.2	4	4	2	2	1	1	3.13	37
5/4	*ALABAMA (L, 6-7)	-	-	3.0	3	2	2	2	3	0	3.35	61
5/11	GEORGIA (L, 8-10)	-	-	0.2	0	0	0	0	1	0	3.29	4
5/14	*NORTH ALABAMA (W, 8-7)	-	-	1.1	3	4	4	3	1	0	4.04	36
5/17	at LSU (L, 1-5)	-	-	1.0	1	1	1	1	1	0	4.15	16
5/18	at LSU (W, 5-4)	-	-	0.1	0	0	0	0	0	0	4.12	3
5/22	vs. Vanderbilt (L, 1-11)	-	-	0.1	2	2	2	0	1	0	4.50	17
5/23	vs. LSU (L, 3-4)	-	-	0.0	0	0	0	0	0	0	4.50	1

### 2020 - SOPHOMORE YEAR

Date	Opp (Res.)	DEC	QS	IP	H	R	ER	BB	SO	HR	ERA	NP
2/16	ILLINOIS-CHICAGO (W, 14-0)	-	-	2.0	2	0	0	0	3	0	0.00	34
2/25	*ALABAMA A&M (W, 10-0)	W	-	4.0	5	0	0	0	3	0	0.00	60
3/10	*GEORGIA TECH (L, 2-6)	L	-	2.0	4	3	2	1	1	0	2.25	42

### 2020 - JUNIOR YEAR

Date	Opp (Res.)	DEC	QS	IP	H	R	ER	BB	SO	HR	ERA	NP
2/19	PRESBYTERIAN (W, 14-3)	-	-	1.0	2	0	0	0	1	0	0.00	15
2/21	PRESBYTERIAN (W, 2-1)	-	-	2.1	2	1	1	1	3	0	2.70	38
2/27	vs. Baylor (L, 6-12)	-	-	1.2	5	5	5	3	2	0	10.80	58
3/5	BOSTON COLLEGE (L, 2-8)	-	-	1.2	1	3	2	1	3	1	10.80	34
3/9	at UAB (W, 6-5)	-	-	0.0	1	3	3	2	0	0	14.85	16
3/14	LITTLE ROCK (L, 6-12)	-	-	0.2	2	0	0	0	0	0	13.50	9
3/20	at Ole Miss (L, 5-6)	-	-	2.1	3	0	0	3	3	0	10.24	47
3/27	KENTUCKY (L, 4-6)	-	-	2.1	1	0	0	1	2	0	8.25	36
4/2	at Arkansas (L, 5-6)	-	-	0.0	0	0	0	1	0	0	8.25	5
4/11	MISSISSIPPI STATE (L, 10-19)	-	-	1.0	2	3	3	0	1	1	9.69	18
4/21	JACKSONVILLE STATE (W, 8-7)	-	-	1.0	1	1	1	1	1	0	9.64	22
5/7	LSU (L, 6-9)	-	-	0.1	0	0	0	0	0	0	9.42	4
5/12	at Samford (L, 1-6)	-	-	1.0	1	0	0	0	2	0	8.80	17
5/15	TEXAS A&M (L, 9-11)	-	-	0.0	0	0	0	1	0	0	8.80	6
5/18	NORTH ALABAMA (W, 14-6)	-	-	2.0	1	0	0	1	1	0	7.79	22
5/20	at Missouri (W, 15-6)	-	-	0.2	2	2	2	2	1	0	8.50	30

## ALL GAMES

Year	ERA	W	L	App	GS	CG	SHO	CBO	SV	IP	H	R	ER	BB	SO	2B	3B	HR	BF	B/Avg	WP	HBP	BK	SFA	SHA
2019	4.50	2	2	20	8	0	0	1	2	44.0	39	30	22	35	36	4	1	5	206	.239	8	3	0	1	4
2020	2.25	1	1	3	2	0	0	2	0	8.0	11	3	2	1	7	1	0	0	35	.333	1	1	0	0	0
2021	8.50	0	0	16	0	0	0	0	0	18.0	24	18	17	17	20	1	1	2	98	.316	7	3	0	2	0
<b>TOTAL</b>	<b>5.27</b>	<b>3</b>	<b>3</b>	<b>39</b>	<b>10</b>	<b>0</b>	<b>0</b>	<b>3</b>	<b>2</b>	<b>70.0</b>	<b>74</b>	<b>51</b>	<b>41</b>	<b>53</b>	<b>63</b>	<b>6</b>	<b>2</b>	<b>7</b>	<b>339</b>	<b>.272</b>	<b>16</b>	<b>7</b>	<b>0</b>	<b>3</b>	<b>4</b>

## SEC GAMES ONLY

Year	ERA	W	L	App	GS	CG	SHO	CBO	SV	IP	H	R	ER	BB	SO	2B	3B	HR	BF	B/Avg	WP	HBP	BK	SFA	SHA
2019	3.82	2	2	11	6	0	0	1	1	33.0	29	17	14	23	30	3	1	4	122	.238	6	2	0	1	3
2020	-	-	-	-	-	-	-	-	-	-	-	-	-	-	-	-	-	-	-	-	-	-	-	-	-
2021	6.75	0	0	7	0	0	0	0	0	6.2	8	5	5	8	7	1	0	1	36	.296	3	1	0	0	0
<b>TOTAL</b>	<b>4.31</b>	<b>2</b>	<b>2</b>	<b>18</b>	<b>6</b>	<b>0</b>	<b>0</b>	<b>1</b>	<b>1</b>	<b>39.2</b>	<b>37</b>	<b>22</b>	<b>19</b>	<b>31</b>	<b>37</b>	<b>4</b>	<b>1</b>	<b>5</b>	<b>187</b>	<b>.248</b>	<b>9</b>	<b>3</b>	<b>0</b>	<b>1</b>	<b>3</b>







# JOSEPH GONZALEZ

# 45

**GONZALEZ AT A GLANCE**

**CAREER RECORD**

at Plainsman Park.....	2-2
On Road/Neutral.....	0-1
vs. SEC.....	2-3
vs. SEC West.....	1-2
vs. SEC East.....	1-1

**CAREER HIGHS**

Innings.....	5.0, two times
Hits.....	8, vs. Kentucky (3/27/21)
Runs.....	9, vs. Mississippi State (4/11/21)
Earned Runs.....	9, vs. Mississippi State (4/11/21)
Walks.....	5, at Arkansas (4/3/21)
Strikeouts.....	7, at UAB (3/9/21)
Pitches.....	86, at Arkansas (4/3/21)

**2022 – SOPHOMORE YEAR**

Enters the season rated by Baseball America as the No. 41 college prospect for the 2023 MLB Draft.

**2021 – FRESHMAN YEAR**

Tied for the team lead with 21 appearances and made five starts ... posted a 2-3 record and struck out 30 while issuing 10 walks in 42.1 innings ... made his first appearance as a Tiger vs. Presbyterian (Feb. 20) and pitched a scoreless frame with a strikeout in the win over the Blue Hose ... struck out two of the three batters he faced in a 1-2-3 inning vs. Alabama A&M (Feb. 24) ... made his first career start and pitched a season high 5.0 innings with a season high seven strikeouts at UAB (Mar. 9) ... retired the first 15 batters he faced against the Blazers ... made his first career SEC start vs. Kentucky (Mar. 27) ... started the finale at Arkansas and allowed two runs on two hits in 5.0 innings against the No. 1 Razorbacks (Apr. 3) ... pitched 3.1 scoreless innings and struck out three batters in the win over JSU (Apr. 21) ... pitched 2.2 innings and recorded his first career win vs. Florida (Apr. 25) ... struck out four batters in 3.1 innings vs. LSU (May 7) ... turned in back-to-back scoreless and hitless innings vs. Samford (May 12) and Texas A&M (May 14) ... pitched 3.2 innings and recorded his second win in the series-clinching win vs. Texas A&M (May 16) ... led the team with a 2.70 ERA in his final 10 appearances and 20 innings dating back to Apr. 21.

**JOSEPH GONZALEZ'S CAREER APPEARANCES**

*Starter		DEC	QS	IP	H	R	ER	BB	SO	HR	ERA	NP
2021 - FRESHMAN YEAR												
2/20	PRESBYTERIAN (W, 6-1)	-	-	1.0	2	0	0	0	1	0	0.00	12
2/24	ALABAMA A&M (W, 33-0)	-	-	1.0	0	0	0	0	2	0	0.00	11
2/26	vs. Oklahoma (L, 3-4)	-	-	1.1	4	1	1	0	0	0	2.70	25
3/9	*at UAB (W, 6-5)	-	-	5.0	1	1	1	0	7	0	2.16	60
3/14	LITTLE ROCK (L, 6-12)	-	-	0.2	2	1	1	0	0	0	3.00	12
3/16	at Lipscomb (W, 9-7)	-	-	1.1	1	0	0	0	1	0	2.61	17
3/19	at Ole Miss (L, 0-1)	L	-	1.0	1	1	1	0	0	1	3.18	16
3/27	*KENTUCKY (L, 4-6)	L	-	4.0	8	5	5	2	4	0	5.28	71
4/3	*at Arkansas (L, 5-6)	-	-	5.0	2	2	2	5	1	0	4.87	86
4/11	*MISSISSIPPI STATE (L, 10-19)	L	-	0.2	7	9	9	1	0	0	8.57	44
4/17	*at Alabama (L, 9-10)	-	-	1.1	4	3	3	0	0	0	9.27	29
4/21	JACKSONVILLE STATE (W, 8-7)	-	-	3.1	3	0	0	0	3	0	8.06	55
4/25	FLORIDA (W, 10-8)	W	-	2.2	3	2	2	1	0	0	7.94	43
4/30	at Georgia (W, 10-6)	-	-	1.0	2	0	0	0	0	0	7.67	16
5/1	at Georgia (W, 9-7)	-	-	2.2	3	2	2	0	3	1	7.59	29
5/7	LSU (L, 6-9)	-	-	3.1	3	1	1	0	4	0	7.13	51
5/12	at Samford (L, 1-6)	-	-	1.0	0	0	0	1	1	0	6.94	11
5/14	TEXAS A&M (W, 5-4)	-	-	1.0	0	0	0	0	0	0	6.75	9
5/16	TEXAS A&M (W, 8-5)	W	-	3.2	3	2	1	0	3	0	6.37	40
5/22	at Missouri (L, 6-7)	-	-	1.0	2	0	0	0	0	0	6.21	14
5/25	vs. Ole Miss (L, 4-7)	-	-	0.1	0	0	0	0	0	0	6.17	3

**POSITION**  
Right-handed pitcher

**CLASS**  
Sophomore

**BATS / THROWS**  
R/R

**HEIGHT - WEIGHT**  
6-4 - 230

**EXPERIENCE**  
1L

**HOMETOWN**  
Humacao, Puerto Rico

**HIGH SCHOOL**  
Leadership Christian Academy

**HIGH SCHOOL**

Product of Leadership Christian Academy and the San Diego Padres Scout Team ... rated by Perfect Game as a top-500 prospect and the No. 12 player in his country, including the No. 4 right-hander ... member of the National roster in the 2019 Under Armour All-America Game played a Wrigley Field and pitched a scoreless inning of relief with a strikeout ... named a 2019 Perfect Game Preseason Honorable Mention All-American and a 2020 Perfect Game Preseason First Team All-Region.

**PERSONAL**

Son of Jose Gonzalez and Luz Silva ... has one brother, Jaycob ... enrolled in the College of Human Sciences ... born Mar. 26, 2002.

**ALL GAMES**

Year	ERA	W	L	App	GS	CG	SHO	CBO	SV	IP	H	R	ER	BB	SO	2B	3B	HR	BF	B/Avg	WP	HBP	BK	SFA	SHA
2021	6.17	2	3	21	5	0	0	1	0	42.1	51	30	29	10	30	8	1	2	190	.293	5	5	1	1	0

**SEC GAMES ONLY**

Year	ERA	W	L	App	GS	CG	SHO	CBO	SV	IP	H	R	ER	BB	SO	2B	3B	HR	BF	B/Avg	WP	HBP	BK	SFA	SHA
2021	8.56	2	3	12	4	0	0	0	0	27.1	38	27	26	9	15	6	1	2	130	.330	5	5	0	1	0



# JOSH HALL



**POSITION**  
Outfielder

**CLASS**  
Redshirt Junior

**BATS / THROWS**  
L/R

**HEIGHT - WEIGHT**  
5-9 - 192

**EXPERIENCE**  
2L

**HOMETOWN**  
Homewood, Ala.

**HIGH SCHOOL**  
Homewood

**PREVIOUS SCHOOL**  
Ole Miss

### 2021 – REDSHIRT SOPHOMORE YEAR

Appeared in 20 games and made 10 starts in his first season on The Plains ... recorded a .326 batting average (14-for-43), including two doubles and two triples ... scored 10 runs and drove in nine more ... was third on the team in stolen bases, swiping 5-of-6 bags ... made his first start as a Tiger and went 2-for-4 with a triple and an RBI in the season-opening win over Presbyterian (Feb. 19) ... went 5-for-6 with four runs, a double, triple and four RBI in a two-game series against Alabama A&M (Feb. 23-24) ... started four of the first five games of the season and recorded multiple hits in each contest, going 9-for-12 with six RBI during the span ... recorded two hits, including a double, and scored a run in a 6-0 win over Little Rock (Mar. 13) ... came in as a pinch hitter against his former team Ole Miss (Mar. 21) and got a hit that drove in two runs ... had a three-game multi-hit streak from (Feb. 21-24) ... sported a .963 fielding percentage in the outfield ... named to the 2020-21 First-Year SEC Academic Honor Roll.

### 2020 - SOPHOMORE YEAR

Transferred to Auburn in January 2020 ... sat out the season due to transfer restrictions.

### 2019 - FRESHMAN AT OLE MISS

Appeared in 54 games, starting nine (seven in CF, two in RF) ... hit .171 with one triple and one home run ... scored 12 runs and drove in seven ... was 10-for-11 on stolen bases, finishing two shy of the Rebels' single-season freshman mark ... made Rebel debut and scored one run 2019 season opener against Wright State (2/15) ... stole first career base at Tulane (2/22) ... stole a base and scored a run in series finale at Tulane (2/24) ... scored runs in wins over Long Beach State (3/1, 3/2) and Little Rock (3/5) ... recorded first career hit, a home run, going 1-for-1 with two runs scored and two RBI against Arkansas-Pine Bluff (3/20) ... picked up second career hit against Southern Miss, going 1-for-1 with a run scored (4/9) ... made first career start against Memphis, going 1-for-2 with a walk and an RBI (4/16) ... notched first career triple at Auburn (4/19) ... recorded game-winning hit, driving in two runs and scoring a run in extra innings in series finale at LSU (5/5).

### HIGH SCHOOL

Lettered all four years at Homewood High School in under head coach Lee Hall ... played center field for the Patriots ... holds the record for most stolen bases in the United States after a career that saw him swipe 224 bags ... batted over .400 all four years of high school ... named First Team-All American in 2016, 2018 and Second Team All-American in 2017 (Collegiate Baseball) ... was honored with the Alabama 6A Player of the Year Award in 2018 after a senior campaign that saw Hall hit .500 with 16 RBI, four home runs, and a nation-best 82 stolen bases ... broke his own single-season record of 81 stolen bases his sophomore year with 82 his senior year ... honored with First Team All-State honors in 2016 and 2018, USA Today First Team All-Alabama in 2018 and Second team in 2016, Second Team All-State in 2017, Super All-State in 2018, and ABCA All-Region Team in 2018.

### PERSONAL

Son of Lee and Leanne Hall ... Has two brothers, Carson and Jay, and one sister, Abby ... enrolled in the College of Business ... born Oct. 20, 1999.

CAREER HIGHS	
At Bats:	5, at Lipscomb (3/16/21)
Runs:	3, vs. Alabama A&M (2/23/21)
Hits:	3, vs. Alabama A&M (2/23/21)
RBI:	3, vs. Alabama A&M (2/23/21)
Doubles:	1, two times
Triples:	1, three times
HR:	1, vs. Arkansas Pine-Bluff (3/20/19)
Hit Streak:	4 (2021)
Reach Base:	5 (2021)

MULTI-HIT GAMES	
Year	2 3 4 5+ Total
2019*	- - - - -
2021	4 1 - - 5
<b>Totals</b>	<b>4 1 -- -- 5</b>

MULTI-RBI GAMES	
Year	2 3 4 5+ Total
2019*	2 - - - 2
2021	1 1 - - 2
<b>Totals</b>	<b>3 1 -- -- 4</b>

### ALL GAMES

Year	Avg	GP	GS	AB	R	H	2B	3B	HR	RBI	TB	SLG%	BB	HBP	SO	GDP	OB%	SF	SH	SB	ATT	PO	A	E	FLD%
2019*	.171	54	9	35	12	6	0	1	1	7	11	.314	6	1	7	0	.310	0	0	10	11	26	1	0	1.000
2021	.326	20	10	43	10	14	2	2	0	9	20	.465	3	0	11	0	.347	3	1	5	6	25	1	1	.963
<b>TOTAL</b>	<b>.256</b>	<b>74</b>	<b>19</b>	<b>78</b>	<b>22</b>	<b>20</b>	<b>2</b>	<b>3</b>	<b>1</b>	<b>16</b>	<b>31</b>	<b>.397</b>	<b>9</b>	<b>1</b>	<b>18</b>	<b>0</b>	<b>.330</b>	<b>3</b>	<b>1</b>	<b>15</b>	<b>17</b>	<b>51</b>	<b>2</b>	<b>1</b>	<b>.981</b>

### SEC GAMES ONLY

Year	Avg	GP	GS	AB	R	H	2B	3B	HR	RBI	TB	SLG%	BB	HBP	SO	GDP	OB%	SF	SH	SB	ATT	PO	A	E	FLD%
2019*	.130	22	8	23	3	3	0	1	0	0	5	.217	2	0	6	0	.200	0	0	4	5	16	1	0	1.000
2021	.100	8	1	10	2	1	0	0	0	3	1	.100	0	0	6	0	.083	2	1	1	1	5	0	0	1.000
<b>TOTAL</b>	<b>.121</b>	<b>30</b>	<b>9</b>	<b>33</b>	<b>5</b>	<b>4</b>	<b>0</b>	<b>1</b>	<b>0</b>	<b>3</b>	<b>6</b>	<b>.182</b>	<b>2</b>	<b>0</b>	<b>12</b>	<b>0</b>	<b>.162</b>	<b>2</b>	<b>1</b>	<b>5</b>	<b>6</b>	<b>21</b>	<b>1</b>	<b>0</b>	<b>1.000</b>







# CAM HILL

# 16

**POSITION**  
Infielder/Left-handed pitcher

**CLASS**  
Sophomore

**BATS / THROWS**  
L/L

**HEIGHT - WEIGHT**  
6-5 - 214

**EXPERIENCE**  
1L

**HOMETOWN**  
Madison, Ala.

**HIGH SCHOOL**  
Bob Jones

**2022 – SOPHOMORE YEAR**

Enters the season rated by Perfect Game as the No. 88 sophomore in the country.

**2021 – FRESHMAN YEAR**

Appeared in 35 games and started in 30 at designated hitter ... was used in a versatile role that included being a DH, PH, and pitcher ... had the fifth highest batting average on the team, hitting .270 (30-for-111) with 19 runs, six doubles, one triple, five home runs and 22 RBI ... was fourth on the team in on-base percentage (.364) ... made 10 appearances on the mound and posted a 2-0 record ... struck out eight batters in 7.0 innings of work ... earned the win in his collegiate pitching debut vs. Presbyterian (Feb. 21) ... entered in the 10th inning and shut the Blue Hose down, giving Auburn a chance to walk it off and get the sweep ... made his first collegiate start and went 3-for-3 with three RBI against Alabama A&M (Feb. 23) ... finished the two-game series against the Bulldogs 4-for-6 with a double, triple and six RBI ... hit a first-inning grand slam, marking his first collegiate homer, against Boston College (Mar. 6) ... hit a two-run homer in the second inning the following day and drove in seven in two games against the Eagles ... collected multiple hits in four of his first seven games and drove in multiple runs in five of his first eight ... turned in a scoreless inning of relief against Kentucky (Mar. 27) ... matched a season-high with three hits, including a double, at Alabama (Apr. 17) ... earned his second win of the season in extra innings against Jacksonville State (Apr. 21) ... went 4-for-8 with a homer and three RBI in the first two games against Florida (Apr. 23-25) ... was 4-for-7 with a double in the first two games against LSU (May 6-7) ... had two doubles and scored a run in the series clinching win over Texas A&M (May 16) ... went 1-for-3 and scored a season high four runs in the series-opening win at Missouri (May 20).

**CAREER HIGHS**

At Bats: ..... 5, two times  
Runs: ..... 4, at Missouri (5/20/21)  
Hits: ..... 3, three times  
RBI: ..... 4, vs. Boston College (3/6/21)  
Doubles: ..... 2, vs. Texas A&M (5/16/21)  
Triples: ..... 1, vs. Alabama A&M (2/24/21)  
HR: ..... 1, five times  
Hit Streak: ..... 4 (2021)  
Reach Base: ..... 8 (2021)

**MULTI-HIT GAMES**

Year	2	3	4	5+	Total
2021	7	3	-	-	10
<b>Totals</b>	<b>7</b>	<b>3</b>	<b>--</b>	<b>--</b>	<b>10</b>

**MULTI-RBI GAMES**

Year	2	3	4	5+	Total
2021	2	3	1	-	6
<b>Totals</b>	<b>2</b>	<b>3</b>	<b>1</b>	<b>--</b>	<b>6</b>



**HIGH SCHOOL**

Product of Bob Jones High School and Team Georgia National ... top-rated southpaw in Alabama and the No. 8 overall player in the state, according to Perfect Game ... is a top-300 player nationally and was named a 2019 Perfect Game Preseason Third Team All-American ... participated in the 2019 Perfect Game National Showcase and helped lead Team Georgia to a WWBA 18U National Championship ... named ASWA First Team All-State in each of the last two seasons ... turned in a combined 14-4 record and 1.96 ERA while also hitting 32 doubles, 22 home runs and 95 RBI at the plate during his final three campaigns ... 2019 AL.com Super All-State Team selection and competed in the 2019 AHSAA North vs. South All-Star Game ... earned Preseason All-America honors from Collegiate Baseball Newspaper in 2019.

**PERSONAL**

Son of Jamie and Denise Hill ... has one brother, Cole .. his dad pitched at Middle Tennessee State against Auburn and Tim Hudson on February 22, 1997 and got the no-decision ... he spent three seasons in the Texas Rangers organization ... his brother was a walk-on wide receiver on the Alabama football team in 2019 ... enrolled in the College of Business ... born Mar. 5, 2002.

**HILL AT A GLANCE****CAREER RECORD**

at Plainsman Park.....	2-0
On Road/Neutral.....	0-0
vs. SEC.....	0-0
vs. SEC West.....	0-0
vs. SEC East.....	0-0

**CAREER HIGHS**

Innings.....	1.0, five times
Hits.....	4, vs. Boston College (3/7/21)
Runs.....	5, vs. Boston College (3/7/21)
Earned Runs.....	5, vs. Boston College (3/7/21)
Walks.....	3, two times
Strikeouts.....	2, two times
Pitches.....	35, vs. North Alabama (5/18/21)

**CAM HILL'S CAREER APPEARANCES****2021 - FRESHMAN YEAR**

Date	Opp (Res.)	DEC	QS	IP	H	R	ER	BB	SO	HR	ERA	NP
2/21	PRESBYTERIAN (W, 2-1)	W	-	1.0	0	0	0	0	2	0	0.00	12
2/28	vs. Texas A&M (W, 6-1)	-	-	1.0	1	1	1	1	2	0	4.50	29
3/7	BOSTON COLLEGE (L, 9-11)	-	-	0.2	4	5	5	0	0	0	20.25	30
3/14	LITTLE ROCK (L, 6-12)	-	-	0.1	3	4	4	1	0	0	30.00	20
3/21	at Ole Miss (L, 11-19)	-	-	0.0	2	3	2	3	0	0	36.00	22
3/27	KENTUCKY (L, 4-6)	-	-	1.0	0	0	0	0	1	0	27.00	10
4/13	at Georgia Tech (W, 7-3)	-	-	0.1	1	1	1	2	1	0	27.00	15
4/21	JACKSONVILLE STATE (W, 8-7)	W	-	1.0	0	0	0	1	0	0	21.94	9
5/12	at Samford (L, 1-6)	-	-	1.0	2	1	1	0	1	0	19.89	20
5/18	NORTH ALABAMA (W, 14-6)	-	-	0.2	1	1	1	3	1	0	19.29	35

**ALL GAMES**

Year	ERA	W	L	App	GS	CG	SHO	CBO	SV	IP	H	R	ER	BB	SO	2B	3B	HR	BF	B/Avg	WP	HBP	BK	SFA	SHA
2021	19.29	2	0	10	0	0	0	0	0	7.0	14	16	15	11	8	2	1	0	46	.438	2	2	0	1	0

**SEC GAMES ONLY**

Year	ERA	W	L	App	GS	CG	SHO	CBO	SV	IP	H	R	ER	BB	SO	2B	3B	HR	BF	B/Avg	WP	HBP	BK	SFA	SHA
2021	18.00	0	0	2	0	0	0	0	0	1.0	2	3	2	3	1	0	0	0	8	.400	0	0	0	0	0

**ALL GAMES**

Year	Avg	GP	GS	AB	R	H	2B	3B	HR	RBI	TB	SLG%	BB	HBP	SO	GDP	OB%	SF	SH	SB	ATT	PO	A	E	FLD%
2021	.270	35	30	111	19	30	6	1	5	22	53	.477	17	0	23	5	.364	1	0	0	0	0	2	0	1.000

**SEC GAMES ONLY**

Year	Avg	GP	GS	AB	R	H	2B	3B	HR	RBI	TB	SLG%	BB	HBP	SO	GDP	OB%	SF	SH	SB	ATT	PO	A	E	FLD%
2021	.250	23	21	72	13	18	5	0	3	6	32	.444	11	0	15	5	.349	0	0	0	0	0	1	0	1.000







# KASON HOWELL



**POSITION**  
Outfielder

**CLASS**  
Senior

**BATS / THROWS**  
R/R

**HEIGHT - WEIGHT**  
6-0 - 180

**EXPERIENCE**  
3L

**HOMETOWN**  
Argyle, Texas

**HIGH SCHOOL**  
Liberty Christian

**2022 – SENIOR YEAR**

Enters the season rated by D1 Baseball as the No. 116 outfielder.

**2021 – JUNIOR YEAR**

Was the only player to appear in all 52 games and started 51 of them in center field ... recorded career highs in doubles (12), home runs (8), and RBI (30) ... ranked fifth on the team in hits (46) and sported a .260 average (46-for-177) ... drove in 30 runs and scored 29 of his own ... drew 27 walks, which was second on the team ... tied for second on the team in doubles (12) ... lead the team in stolen bases (8) and sacrifice bunts (5) ... collected multiple hits in three straight games from Feb. 24-27 and drove in five during the span ... went 5-for-9 with a run and three RBI against Oklahoma, Baylor and Texas A&M in the Round Rock Classic (Feb. 26-28) ... hit his first career homer at Lipscomb (Mar. 16) ... didn't homer in his first 314 career at-bats and registered eight homers in his next 127, including a pair of multi-HR games ... six of his eight home runs came during SEC play ... went 2-for-3 with a home run, double, three RBI and a run scored against Kentucky (Mar. 27) ... went 5-for-8 in the first two games against Alabama (Apr. 15-16), hitting a pair of home runs, including an inside-the-parker, in the series opener ... was 2-for-3 with three RBI

against Texas A&M (May 16) ... went 3-for-6 and hit two home runs with a career high five RBI in the 15-6 win over Missouri (May 20) ... had at least one hit in five of the last six games, with 10 total in that span ... was second on the team with a 17-game reached base streak (Apr. 9-May 7) ... collected 13 multi-hit games ... turned in a .993 fielding percentage with 143 putouts and five assists.

**2020 – SOPHOMORE YEAR**

Played in 11 games and made 10 starts in center field and as designated hitter ... hit .359 (14-for-39) with seven doubles and six RBI ... ranked tied for second on the team and tied for sixth in the league in doubles despite missing seven games with an injury ... finished the season on a six-game hitting streak ... went 11-for-24 with six runs, five doubles and five RBI during the span ... collected multiple hits in four of the last five contests ... matched a career high with three hits, three runs and three RBI in the series-clinching win vs. Chicago State (Mar. 7) ... didn't commit an error in 15 chances in center field.

**2019 – FRESHMAN YEAR**

Played and started in 63 games in center field ... ranked fifth on the

**CAREER HIGHS**

At Bats: ..... 6, three times  
 Runs: ..... 3, three times  
 Hits: ..... 3, six times  
 RBI: ..... 5, at Missouri (5/20/21)  
 Doubles: ..... 2, vs. North Alabama (5/18/21)  
 Triples: ..... None  
 HR: ..... 2, two times  
 Hit Streak: ..... 6 (2020)  
 Reach Base: ..... 17 (2019, '21)

**MULTI-HIT GAMES**

Year	2	3	4	5+	Total
2019	13	2	-	-	15
2020	3	1	-	-	4
2021	10	3	-	-	13
<b>Totals</b>	<b>26</b>	<b>6</b>	<b>--</b>	<b>--</b>	<b>32</b>

**MULTI-RBI GAMES**

Year	2	3	4	5+	Total
2019	1	1	-	-	2
2020	-	1	-	-	1
2021	2	4	-	1	7
<b>Totals</b>	<b>3</b>	<b>6</b>	<b>--</b>	<b>1</b>	<b>10</b>





team with a .262 average ... collected 59 hits, including 10 doubles, and drove in 28 runs ... also scored 31 runs and ranked second on the team with 14 stolen bases in 16 attempts ... went 1-for-4 with a RBI in his Auburn debut in the season opener vs. Georgia Southern (Feb. 15) ... collected a pair of hits in game two and drew a bases-loaded, walk-off walk in the series finale against the Eagles ... went 5-for-8 with five runs in two games against Alabama A&M (Feb. 19-20) ... went 2-for-3 with a season-high three RBI in the series finale vs. UTSA (Mar. 9) ... drove in the game-winning run in the eighth inning of the team's comeback win in the series opener at Mississippi State (Mar. 22) ... matched a season high with three hits in the finale against the Bulldogs (Mar. 24) ... turned in three straight two-hit games and went 6-for-13 in the series at South Carolina (Mar. 29-31) ... went 2-for-4 in the series opener vs. Arkansas (Apr. 5), capping off a stretch of multiple hits in six of seven SEC games ... went 2-for-4 with two runs and a RBI in the middle game at Texas A&M (Apr. 13) ... went 2-for-4 with two runs and two RBI in the series finale vs. Alabama (May 5) ... hit .300 with two doubles and two RBI in eight NCAA Tournament games ... totaled four hits and scored four runs in the Atlanta Regional ... turned in his 15th multi-hit game of the season in the decisive game three of the Chapel Hill Super Regional (Jun. 10) ... turned in a hit in both College World Series games, also driving in a run against Louisville (Jun. 19) ... turned in a .983 fielding percentage and threw out a pair of runners from center field.

## HIGH SCHOOL

Played at Liberty Christian School for coach Johnny Isom ... rated the No. 24 outfielder in the state and a top-500 player nationally ... hit .462 with six home runs and 39 RBI as a senior ... set the school record for most doubles (16) in a season as a sophomore and most hits (63) in a season as a junior ... named TAPPS First Team All-State in 2017 and 2018 and Second Team All-State in 2016 ... also a two-time All-District I honoree and the 2017 District I Offensive Player of the Year ... helped lead team to 2018 TAPPS Division I State Championship ... drafted in the 20th round by the Boston Red Sox ... also a four-year starter at free safety on the football team, where he was a two-time TAPPS All-District and All-State performer ... state champion in the long jump.

## PERSONAL

Son of Eric and Kristy Howell ... his dad served on the Auburn football staff under Tommy Tuberville in 2006 and went on to become the defensive coordinator at Faulkner University ... has three siblings, Jon Aaron, Kyleb and Julia ... enrolled in the College of Business ... Apr. 1, 1999.



### ALL GAMES

Year	Avg	GP	GS	AB	R	H	2B	3B	HR	RBI	TB	SLG%	BB	HBP	SO	GDP	OB%	SF	SH	SB	ATT	PO	A	E	FLD%
2019	.262	63	63	225	31	59	10	0	0	28	69	.307	22	7	49	3	.340	5	4	14	16	169	2	3	.983
2020	.359	11	10	39	8	14	7	0	0	6	21	.538	3	1	6	0	.419	0	0	0	0	15	0	0	1.000
2021	.260	52	51	177	29	46	12	0	8	30	82	.463	27	8	40	0	.382	0	5	8	13	143	5	1	.993
<b>TOTAL</b>	<b>.270</b>	<b>126</b>	<b>124</b>	<b>441</b>	<b>68</b>	<b>119</b>	<b>29</b>	<b>0</b>	<b>8</b>	<b>64</b>	<b>172</b>	<b>.390</b>	<b>52</b>	<b>16</b>	<b>95</b>	<b>3</b>	<b>.364</b>	<b>5</b>	<b>9</b>	<b>22</b>	<b>29</b>	<b>327</b>	<b>7</b>	<b>4</b>	<b>.988</b>

### SEC GAMES ONLY

Year	Avg	GP	GS	AB	R	H	2B	3B	HR	RBI	TB	SLG%	BB	HBP	SO	GDP	OB%	SF	SH	SB	ATT	PO	A	E	FLD%
2019	.238	29	29	105	11	25	5	0	0	8	30	.286	7	4	29	2	.310	0	2	4	5	81	1	1	.988
2020	-	-	-	-	-	-	-	-	-	-	-	-	-	-	-	-	-	-	-	-	-	-	-	-	-
2021	.260	30	30	104	16	27	7	0	6	17	52	.500	10	6	26	0	.358	0	4	2	5	87	2	1	.989
<b>TOTAL</b>	<b>.249</b>	<b>59</b>	<b>59</b>	<b>209</b>	<b>27</b>	<b>52</b>	<b>12</b>	<b>0</b>	<b>6</b>	<b>25</b>	<b>82</b>	<b>.392</b>	<b>17</b>	<b>10</b>	<b>55</b>	<b>2</b>	<b>.335</b>	<b>0</b>	<b>6</b>	<b>6</b>	<b>10</b>	<b>168</b>	<b>3</b>	<b>2</b>	<b>.988</b>







# CHASE ISBELL

# 43

**POSITION**  
Right-handed pitcher

**CLASS**  
Junior

**BATS / THROWS**  
R/R

**HEIGHT - WEIGHT**  
6-2 - 198

**EXPERIENCE**  
2L

**HOMETOWN**  
Springville, Ala.

**HIGH SCHOOL**  
Springville

**PREVIOUS SCHOOL**  
Samford

**2022 - GRADUATE SEASON**

Rated by Baseball America as the No. 65 impact transfer in the country.

**2021 - SOPHOMORE SEASON AT SAMFORD**

Led Samford with a 2.32 ERA and seven saves ... his seven saves were T-2nd in the SoCon ... tied for second on the team with 26 appearances and led the league with 25 games finished ... posted a 4-2 record in relief ... struck out 44 batters in 31.0 innings and held opponents to a .173 average against ... didn't allow an earned run in his first four appearances and held opponents scoreless in 20 of his 26 trips to the mound ... allowed more than one run on just two occasions ... due to retaining year of eligibility from 2020, was named to the 2021 SoCon All-Freshman Team.

**2020 - FRESHMAN SEASON AT SAMFORD**

Saw action in five games, all out of the bullpen ... posted a record of 1-0 and a 3.38 earned run average in 5.1 innings of work ... recorded six strikeouts.

**HIGH SCHOOL**

Starred at Springville High School in Alabama ... rated as the No. 5 shortstop and No. 22 player in Alabama by Perfect Game.

**PERSONAL**

Son of Cameron and Lisa Isbell ... has one brother, Chance ... enrolled in College of Liberal Arts ... born Sept. 12, 2000.

**ISBELL AT A GLANCE**

**CAREER HIGHS**

Innings.....	3.0, at ETSU (5/21/21)
Hits.....	4, at Wofford (4/30/21)
Runs.....	3, at Wofford (4/30/21)
Earned Runs.....	3, at Wofford (4/30/21)
Walks.....	2, four times
Strikeouts.....	6, at ETSU (5/21/21)
Pitches.....	57, at ETSU (5/21/21)

**CHASE ISBELL'S CAREER APPEARANCES**

2020 - FRESHMAN YEAR AT SAMFORD												
Date	Opp (Res.)	DEC	QS	IP	H	R	ER	BB	SO	HR	ERA	NP
2/14	UNC ASHEVILLE (W, 15-1)	-	-	1.0	0	0	0	1	2	0	0.00	-
2/20	at Belmont (L, 4-9)	-	-	1.0	1	2	0	2	1	0	0.00	-
2/23	at Lipscomb (W, 7-3)	-	-	0.1	1	1	1	2	0	0	3.86	18
3/1	NORTHERN KENTUCKY (W, 10-5)	W	-	2.0	1	1	1	2	1	0	4.15	-
3/10	ALABAMA A&M (W, 5-1)	-	-	1.0	0	0	0	0	2	0	3.38	-
2021 - SOPHOMORE YEAR AT SAMFORD												
Date	Opp (Res.)	DEC	QS	IP	H	R	ER	BB	SO	HR	ERA	NP
2/19	UT MARTIN (W, 5-3)	-	-	2.0	0	0	0	0	1	0	0.00	-
2/21	UT MARTIN (W, 3-1)	S	-	2.0	0	0	0	0	5	0	0.00	-
2/28	at Florida (L, 9-10)	L	-	1.1	2	1	0	2	2	0	0.00	-
3/3	JACKSONVILLE STATE (W, 10-9)	S	-	2.0	0	0	0	1	2	0	0.00	-
3/7	TOLEDO (W, 16-8)	-	-	1.0	1	1	1	0	3	0	1.08	-
3/9	at Troy (W, 6-5)	S	-	1.0	3	1	1	0	3	0	1.93	25
3/13	at Texas A&M (L, 2-5)	-	-	1.0	1	0	0	0	2	0	1.74	21
3/20	at UNC Greensboro (W, 6-1)	-	-	1.0	0	0	0	1	0	0	1.59	15
3/21	at UNC Greensboro (W, 8-3)	-	-	1.0	0	0	0	0	0	0	1.46	12
3/23	at UAB (W, 5-1)	S	-	1.0	0	0	0	0	3	0	1.35	-
3/26	ETSU (W, 7-3)	-	-	1.0	0	0	0	0	1	0	1.26	-
4/2	VMI (W, 7-6)	W	-	1.0	0	0	0	1	1	0	1.17	-
4/3	VMI (W, 7-6)	S	-	1.0	0	0	0	0	0	0	1.10	-
4/6	TROY (W, 4-3)	W	-	1.0	1	1	1	0	0	1	1.56	-
4/11	THE CITADEL (W, 8-4)	-	-	1.0	1	0	0	0	1	0	1.47	-
4/16	at Western Carolina (W, 8-5)	-	-	1.0	1	2	2	2	0	0	2.33	-
4/20	at Auburn (L, 4-6)	-	-	1.0	0	0	0	0	1	0	2.21	10
4/23	MERCER (L, 10-9)	S	-	1.0	1	0	0	0	1	0	2.11	-
4/24	MERCER (L, 4-5)	-	-	1.0	0	0	0	0	1	0	2.01	-
4/30	at Wofford (W, 9-8)	S	-	1.1	0	0	0	0	2	0	1.90	19
5/1	at Wofford (L, 6-7)	L	-	0.1	4	3	3	2	1	0	3.00	25
5/8	at VMI (W, 18-1)	-	-	1.0	1	0	0	0	3	0	2.88	18
5/12	AUBURN (W, 6-1)	-	-	1.0	1	0	0	1	2	0	2.77	-
5/15	UNC GREENSBORO (W, 8-4)	-	-	1.0	0	0	0	0	1	0	2.67	-
5/21	at ETSU (W, 7-6)	W	-	3.0	2	0	0	1	6	0	2.40	57
5/27	vs. Mercer (W, 10-8)	W	-	1.0	0	0	0	2	2	0	2.32	22

**ALL GAMES**

Year	ERA	W	L	App	GS	CG	SHO	CBO	SV	IP	H	R	ER	BB	SO	2B	3B	HR	BF	B/Avg	WP	HBP	BK	SFA	SHA
2020*	3.38	1	0	5	0	0	0	0	0	5.1	3	4	2	7	6	1	0	0	25	.167	1	0	0	1	1
2021*	2.32	4	2	26	0	0	0	0	7	31.0	19	9	8	13	44	5	0	1	129	.173	6	2	1	1	1
<b>TOTAL</b>	<b>2.48</b>	<b>5</b>	<b>2</b>	<b>31</b>	<b>0</b>	<b>0</b>	<b>0</b>	<b>0</b>	<b>7</b>	<b>36.1</b>	<b>22</b>	<b>13</b>	<b>10</b>	<b>20</b>	<b>50</b>	<b>6</b>	<b>0</b>	<b>1</b>	<b>128</b>	<b>.172</b>	<b>7</b>	<b>2</b>	<b>1</b>	<b>2</b>	<b>2</b>



# MASON LAND

# 37

**POSITION**  
Infielder

**CLASS**  
Freshman

**BATS / THROWS**  
L/R

**HEIGHT - WEIGHT**  
5-10 - 173

**EXPERIENCE**  
JC

**HOMETOWN**  
Cantonment, Fla.

**HIGH SCHOOL**  
J.M. Tate Senior

**PREVIOUS SCHOOL**  
Chattahoochee Valley

### 2021 - SOPHOMORE SEASON AT CHATTAHOOCHEE VALLEY

Slashed .367/.500/.566 in 51 games ... led the team with 58 runs and ranked second with 61 hits ... added 10 doubles, seven homer and 43 RBI ... drew 31 walks and struck out only 11 times in 166 plate appearances ... collected multiple hits on 15 occasions, including a pair of four-hit games ... stole 4-of-4 bases.

### 2020 - FRESHMAN SEASON AT MISSISSIPPI STATE

Appeared in three games with one start ... made collegiate debut at Long Beach State (2/29) ... earned first collegiate start and recorded his first hit in the series finale versus Quinnipiac (3/8) ... was 0-for-1 with a walk in two pinch hit plate appearances ... drew a pinch hit walk versus Quinnipiac (3/7).

### HIGH SCHOOL

Played for head coach Karl Jernigan at J.M. Tate Senior High School ... helped the Aggies to three straight Class 7A District 1 titles between his freshman and junior seasons ... named First Team All-State his final three prep seasons ... garnered Perfect Game Second Team All-America honors as a junior and senior ... earned Perfect Game Underclass High Honorable Mention All-America honors as a sophomore ... earned a 4.40 GPA during his high school career ... received the Scholar Athlete of the Year Award at TSHS.

### CAREER HIGHS


At Bats: .....5, four times  
Runs: .....4, two times  
Hits: .....4, two times  
RBI: .....5, at Lurleen B. Wallace (4/7/21)  
Doubles: .....2, vs. Snead State (5/9/21)  
Triples: .....1, vs. Enterprise State (4/3/21)  
HR: .....2, vs. Wallace-Dothan (4/29/21)  
Hit Streak: .....9 (2021)  
Reach Base: .....19 (2021)

### MULTI-HIT GAMES

Year	2	3	4	5+	Total
2020*	-	-	-	-	-
2021*	10	3	2	--	15
<b>Totals</b>	<b>10</b>	<b>3</b>	<b>2</b>	<b>--</b>	<b>15</b>

### MULTI-RBI GAMES

Year	2	3	4	5+	Total
2020*	-	-	-	-	-
2021	8	2	--	1	11
<b>Totals</b>	<b>8</b>	<b>2</b>	<b>--</b>	<b>1</b>	<b>11</b>



### PERSONAL

Son of Melissa and Michael Land ... has one younger brother, Madox, and one older sister, Micah ... enrolled in the College of Business ... born May 13, 2000.

### ALL GAMES

Year	Avg	GP	GS	AB	R	H	2B	3B	HR	RBI	TB	SLG%	BB	HBP	SO	GDP	OB%	SF	SH	SB	ATT	PO	A	E	FLD%
2020*	.250	3	1	4	2	1	0	0	0	0	1	.250	1	0	1	0	.400	0	0	0	0	0	0	0	.000
2021*	.367	51	-	166	58	61	10	1	7	43	94	.566	31	13	11	0	.500	0	2	4	4	8	5	3	.813
<b>TOTAL</b>	<b>.365</b>	<b>54</b>	<b>1</b>	<b>170</b>	<b>60</b>	<b>62</b>	<b>10</b>	<b>1</b>	<b>7</b>	<b>43</b>	<b>95</b>	<b>.559</b>	<b>32</b>	<b>13</b>	<b>12</b>	<b>0</b>	<b>.498</b>	<b>0</b>	<b>2</b>	<b>4</b>	<b>4</b>	<b>8</b>	<b>5</b>	<b>3</b>	<b>.813</b>







# NATE LARUE

# 28

**POSITION**  
Catcher/Right-handed pitcher

**CLASS**  
Junior

**BATS / THROWS**  
R/R

**HEIGHT - WEIGHT**  
6-3 - 217

**EXPERIENCE**  
2L

**HOMETOWN**  
Mobile, Ala.

**HIGH SCHOOL**  
McGill-Toolen

## 2022 – JUNIOR YEAR

Enters the season rated by D1 Baseball as the No. 66 SEC prospect for the 2022 MLB Draft.

## 2021 – SOPHOMORE YEAR

Entered the season rated by Perfect Game as the No. 71 overall prospect and No. 49 college prospect for the 2022 MLB Draft ... made 16 appearances and 10 starts at catcher, while also making one appearance at pitcher ... became Auburn's first player since Josh Donaldson in 2007 to start behind the plate and make a pitching appearance in the same season ... hit .219 (7-for-32) with eight runs, two doubles, two home runs and five RBIs ... made his first start of the season and went 2-for-4 with a double, home run and two RBI in a win over Presbyterian (Feb. 20) ... was 1-for-2 and reached base three times against Alabama A&M (Feb. 23) ... drove in a run on a sacrifice fly at Arkansas (Apr. 1) ... made his collegiate pitching debut and struck out a batter in an inning of relief vs. Jacksonville State (Apr. 21) ... hit his second home run of the season and his career vs. North Alabama (May 18) ... started behind the plate in the regular season finale at Missouri (May 22) and went 2-for-4 with two runs, and a RBI double ... started at catcher in the SEC Tournament vs. Ole Miss (May 25) ... turned in a perfect fielding percentage with 89 put outs.

## 2020 – FRESHMAN YEAR

Played in eight games and made three starts behind the plate ... hit .294 (5-for-17) with six runs, one double and two RBI ... made his Auburn debut and went 1-for-5 with a run vs. Illinois-Chicago (Feb. 15) ... came off the bench and went 1-for-1 the following day

### CAREER HIGHS

At Bats: ..... 5, vs. Illinois-Chicago (2/15/20)  
Runs: ..... 2, three times  
Hits: ..... 2, two times  
RBI: ..... 2, vs. Presbyterian (2/20/21)  
Doubles: ..... 1, three times  
Triples: ..... None  
HR: ..... 1, two times  
Hit Streak: ..... 2 (2020, '21)  
Reach Base: ..... 4 (2021)

### MULTI-HIT GAMES

Year	2	3	4	5+	Total
2020	-	-	-	-	-
2021	2	-	-	-	2
<b>Totals</b>	<b>2</b>	<b>--</b>	<b>--</b>	<b>--</b>	<b>2</b>

### MULTI-RBI GAMES

Year	2	3	4	5+	Total
2020	-	-	-	-	-
2021	1	-	-	-	1
<b>Totals</b>	<b>1</b>	<b>--</b>	<b>--</b>	<b>--</b>	<b>1</b>





... made his second start vs. Alabama A&M (Feb. 26) and went 1-for-3 with a walk and two runs ... drove in his first career run on a sac fly vs. Wright State (Feb. 29) ... went 1-for-3 with a double and run vs. Chicago State (Mar. 7) ... made his final start and went 1-for-3 with a walk and RBI vs. Wofford (Mar. 11) ... caught three of nine would-be base stealers.

### HIGH SCHOOL

Rated the No. 118 overall player and No. 11 catcher in the 2019 class according to Perfect Game ... tabbed the No. 2 catcher and No. 3 overall player in Alabama ... named a 2018 Perfect Game Preseason Underclass Second Team All-American and 2019 Perfect Game Preseason Third Team All-American ... invited to the 2018 Perfect Game National Showcase, where he was named to the Top Prospect Team ... took home Tournament MVP honors at the 2017 WWBA Labor Day Classic at LakePoint ... named to the All-Tournament Team at the 2017 WWBA National Championship as well as the 2018 WWBA National and World Championships ... earned 2018 ASWA Second Team All-State honors at McGill-Toolen ... career .365 hitter with a 1.41 ERA at the high school level ... tabbed by Baseball America as the No. 148 overall prospect entering the 2019 MLB Draft ... was selected by the Toronto Blue Jays in the 25th round by chose to come to school.

### PERSONAL

Son of Cheril and Barry McAleer ... has one sibling, Cole LaRue, who plays basketball at Kennesaw State ... enrolled in the College of Business ... born July 27, 2001.



#### LARUE AT A GLANCE

##### CAREER RECORD

at Plainsman Park.....	0-0
On Road/Neutral.....	0-0
vs. SEC.....	0-0
vs. SEC West.....	0-0
vs. SEC East.....	0-0

##### CAREER HIGHS

Innings.....	1.0, vs. Jacksonville State (4/21/21)
Hits.....	2, vs. Jacksonville State (4/21/21)
Runs.....	1, vs. Jacksonville State (4/21/21)
Earned Runs.....	1, vs. Jacksonville State (4/21/21)
Walks.....	None
Strikeouts.....	1, vs. Jacksonville State (4/21/21)
Pitches.....	17, vs. Jacksonville State (4/21/21)

#### NATE LARUE'S CAREER APPEARANCES

2021 - SOPHOMORE YEAR													
Date	Opp. (Res.)	DEC	QS	IP	H	R	ER	BB	SO	HR	ERA	NP	
4/21	JACKSONVILLE, STATE (W, 8-7)	-	-	1.0	2	1	1	0	1	1	9.00	17	

#### ALL GAMES

Year	ERA	W	L	App	GS	CG	SHO	CBO	SV	IP	H	R	ER	BB	SO	2B	3B	HR	BF	B/Avg	WP	HBP	BK	SFA	SHA
2021	9.00	0	0	1	0	0	0	0	0	1.0	2	1	1	0	1	0	0	1	4	.500	0	0	0	0	0

#### SEC GAMES ONLY

Year	ERA	W	L	App	GS	CG	SHO	CBO	SV	IP	H	R	ER	BB	SO	2B	3B	HR	BF	B/Avg	WP	HBP	BK	SFA	SHA
2021	-	-	-	-	-	-	-	-	-	-	-	-	-	-	-	-	-	-	-	-	-	-	-	-	-

#### ALL GAMES

Year	Avg	GP	GS	AB	R	H	2B	3B	HR	RBI	TB	SLG%	BB	HBP	SO	GDP	OB%	SF	SH	SB	ATT	PO	A	E	FLD%
2020	.294	8	3	17	6	5	1	0	0	2	6	.353	2	0	1	0	.350	1	0	0	0	44	6	1	.980
2021	.219	16	10	32	8	7	2	0	2	5	15	.469	6	0	8	1	.333	1	0	0	0	89	6	0	1.000
<b>TOTAL</b>	<b>.245</b>	<b>24</b>	<b>13</b>	<b>49</b>	<b>14</b>	<b>12</b>	<b>3</b>	<b>0</b>	<b>2</b>	<b>7</b>	<b>21</b>	<b>.429</b>	<b>8</b>	<b>0</b>	<b>9</b>	<b>1</b>	<b>.339</b>	<b>2</b>	<b>0</b>	<b>0</b>	<b>0</b>	<b>133</b>	<b>11</b>	<b>1</b>	<b>.993</b>

#### SEC GAMES ONLY

Year	Avg	GP	GS	AB	R	H	2B	3B	HR	RBI	TB	SLG%	BB	HBP	SO	GDP	OB%	SF	SH	SB	ATT	PO	A	E	FLD%
2020	-	-	-	-	-	-	-	-	-	-	-	-	-	-	-	-	-	-	-	-	-	-	-	-	-
2021	.154	7	4	13	3	2	1	0	0	2	3	.231	3	0	5	0	.294	1	0	0	0	29	1	0	1.000
<b>TOTAL</b>	<b>.154</b>	<b>7</b>	<b>4</b>	<b>13</b>	<b>3</b>	<b>2</b>	<b>1</b>	<b>0</b>	<b>0</b>	<b>2</b>	<b>3</b>	<b>.231</b>	<b>3</b>	<b>0</b>	<b>5</b>	<b>0</b>	<b>.294</b>	<b>1</b>	<b>0</b>	<b>0</b>	<b>0</b>	<b>29</b>	<b>1</b>	<b>0</b>	<b>1.000</b>







# BRODY MOORE



**POSITION**  
Infielder

**CLASS**  
Senior

**BATS / THROWS**  
R/R

**HEIGHT - WEIGHT**  
5-11 - 183

**EXPERIENCE**  
3L

**HOMETOWN**  
Oneonta, Ala.

**HIGH SCHOOL**  
Oneonta

**2021 – JUNIOR YEAR**

Appeared in and started 49 games at second base ... hit .292 (56-for-192) with 25 runs, 11 doubles, two homers and 32 RBI ... set career highs in runs, hits, doubles, home runs and RBI ... was fourth on the team in batting average, hits, doubles and RBI ... collected multiple hits in 15 games and drove in multiple runs in eight ... started the season hot, recording at least one hit six of the first seven games (Feb. 19-28) ... collected six hits in two games against Alabama A&M (Feb. 23-24) ... set a career high with four hits, including two doubles, and seven RBI in the second of two games against the Bulldogs ... his seven RBI were tied for the most by an Auburn player since 2010 ... went 3-for-4 with two runs and two RBI in the series finale vs. Boston College (Mar. 7) ... drove in multiple runs for the second straight game against UAB (Mar. 9) ... went 3-for-5 and hit his first career home run in the series finale against Little Rock (Mar. 14) ... hit his second career homer in the series opener at Arkansas (Apr. 1) ... went 6-for-9 in the first two games against the top-ranked Razorbacks ... turned in his fifth game with three or more hits in the series finale vs. Mississippi State (Apr. 11) ... went on a season-high, eight-game hitting streak from Apr. 15-25 ... capped off the hitting streak by going 5-for-11 in three games against Florida (Apr. 23-25) ... collected multiple hits in three straight games against LSU and Texas A&M from May 8-15, going 6-for-12 during the stretch ... recorded a .976 fielding percentage and had a hand in 41 of Auburn's SEC best 53 double plays.

**CAREER HIGHS**

At Bats: .....	6, two times
Runs: .....	3, vs. Presbyterian (2/19/21)
Hits: .....	4, two times
RBI: .....	7, vs. Alabama A&M (2/24/21)
Doubles: .....	2, vs. Alabama A&M (2/24/21)
Triples: .....	1, two times
HR: .....	1, two times
Hit Streak: .....	8 (2020, '21)
Reach Base: .....	11 (2021)

**MULTI-HIT GAMES**

Year	2	3	4	5+	Total
2019	1	1	-	-	2
2020	5	1	-	-	6
2021	10	3	2	-	15
<b>Totals</b>	<b>16</b>	<b>5</b>	<b>2</b>	<b>--</b>	<b>23</b>

**MULTI-RBI GAMES**

Year	2	3	4	5+	Total
2019	-	-	-	-	-
2020	3	-	-	-	3
2021	7	-	-	1	8
<b>Totals</b>	<b>10</b>	<b>--</b>	<b>--</b>	<b>1</b>	<b>11</b>







### 2020 – SOPHOMORE YEAR

Played in 17 contests and earned starts in 14 games at second base and in right field ... hit .339 (19-for-56) with 11 runs, one double, one triple and nine RBI ... started at second base in the season opener vs. Illinois-Chicago (Feb. 14) ... came off the bench and hit a two-RBI single in game two against the Flames (Feb. 15) ... turned in his first of six multi-hit games in game three (Feb. 15) ... went on a career-best eight-game hitting streak from Feb. 23 – Mar. 7 ... went 13-for-30 with seven runs and six RBI during the span ... matched a career high with three hits against UCF (Feb. 23) ... went 2-for-4 with a run and RBI the following game vs. Alabama A&M (Feb. 25) ... recorded two hits and two RBI in games vs. Wright State (Feb. 29) and Chicago State (Mar. 7) ... went 2-for-3 and drew a walk in the midweek vs. Georgia Tech (Mar. 10) ... stole 5-of-5 bases ... played six different positions – 1B, 2B, 3B, SS, LF, RF – and didn't commit an error in 50 chances.

### 2019 – FRESHMAN YEAR


Played in 13 games and earned four starts ... hit .333 (9-for-27) with six runs scored, one double, one triple and four RBI ... made his Auburn debut as a defensive replacement and went 1-for-1 with a triple against Alabama A&M (Feb. 19) ... made his first career start at first base and went 1-for-3 with a run and RBI vs. Jacksonville State (Apr. 9) ... entered the game as a defensive replacement at first base and went 2-for-2 with two runs, a double and a RBI at Jacksonville State (Apr. 23) ... earned the start in the series finale vs. Alabama and went 3-for-5 with two runs and a RBI ... started back-to-back games in left field and went 1-for-4 against both Georgia (May 11) and North Alabama (May 14) ... recorded the final out to strand a runner in scoring position after entering the regular season finale at LSU (May 18) as a defensive replacement at third ... didn't record an error in 32 chances ... named to the SEC First-Year Academic Honor Roll.

### HIGH SCHOOL

Played at Oneonta High School for his dad, Brandon Moore ... rated the fourth best shortstop and 31th best player in Alabama by Perfect Game ... also tabbed a top 500 player in the class of 2018 ... went 10-1 with a 1.16 ERA as a senior ... struck out 71 batters and issued five walks in 66.1 innings ... 2018 ASWA 4A Pitcher of the Year and First Team All-State ... hit .577 with 71 hits and 30 RBI ... made AL.com's 2018 Super All-State Team as a utility player ... two-time Honorable Mention All-State honoree by the Alabama Sports Writers Association ... 2018 Rawlings-Perfect Game Honorable Mention All-American ... one of nine Alabamians named to Collegiate Baseball High School All-American Team ... was a member of the North Team in the 2017 Alabama High School All-Star Games and was also selected to the 2017 Alabama Baseball Coaches Association All-Star Team ... also played high school basketball and is a member of the 1,000-point club.

### PERSONAL

Son of Brandon and Kerri Moore ... his dad was an All-SEC player at Auburn (1991-94) and a member of the 1994 College World Series team ... has one brother, Braden ... enrolled in the College of Education ... born July 20, 2000.



#### ALL GAMES

Year	Avg	GP	GS	AB	R	H	2B	3B	HR	RBI	TB	SLG%	BB	HBP	SO	GDP	OB%	SF	SH	SB	ATT	PO	A	E	FLD%
2019	.333	13	4	27	6	9	1	1	0	4	12	.444	2	0	5	2	.379	0	0	0	1	26	6	0	1.000
2020	.339	17	14	56	11	19	1	1	0	9	22	.393	7	1	7	1	.415	1	0	5	5	31	19	0	1.000
2021	.292	49	49	192	25	56	11	0	2	32	73	.380	13	2	26	3	.341	1	0	1	4	74	127	5	.976
<b>TOTAL</b>	<b>.305</b>	<b>79</b>	<b>67</b>	<b>275</b>	<b>42</b>	<b>84</b>	<b>13</b>	<b>2</b>	<b>2</b>	<b>45</b>	<b>107</b>	<b>.389</b>	<b>22</b>	<b>3</b>	<b>38</b>	<b>6</b>	<b>.361</b>	<b>2</b>	<b>0</b>	<b>6</b>	<b>10</b>	<b>131</b>	<b>152</b>	<b>5</b>	<b>.983</b>

#### SEC GAMES ONLY

Year	Avg	GP	GS	AB	R	H	2B	3B	HR	RBI	TB	SLG%	BB	HBP	SO	GDP	OB%	SF	SH	SB	ATT	PO	A	E	FLD%
2019	.235	7	2	17	2	4	0	0	0	1	4	.235	0	0	4	2	.235	0	0	0	1	9	3	0	1.000
2020	-	-	-	-	-	-	-	-	-	-	-	-	-	-	-	-	-	-	-	-	-	-	-	-	-
2021	.294	30	30	119	10	35	6	0	1	12	44	.370	5	2	20	0	.333	0	0	1	2	46	82	2	.985
<b>TOTAL</b>	<b>.287</b>	<b>37</b>	<b>32</b>	<b>136</b>	<b>12</b>	<b>39</b>	<b>6</b>	<b>0</b>	<b>1</b>	<b>13</b>	<b>48</b>	<b>.353</b>	<b>5</b>	<b>2</b>	<b>24</b>	<b>2</b>	<b>.322</b>	<b>0</b>	<b>0</b>	<b>1</b>	<b>3</b>	<b>55</b>	<b>85</b>	<b>2</b>	<b>.986</b>







# HAYDEN MULLINS

# 20

**POSITION**  
Left-handed pitcher

**CLASS**  
Junior

**BATS / THROWS**  
L/L

**HEIGHT - WEIGHT**  
6-0 - 194

**EXPERIENCE**  
2L

**HOMETOWN**  
Gallatin, Tenn.

**HIGH SCHOOL**  
Hendersonville

**2022 – JUNIOR YEAR**

Enters the season rated by D1 Baseball as the No. 72 prospect for the 2022 MLB Draft.

**2021 – SOPHOMORE YEAR**

Entered the season rated by Perfect Game as the No. 125 overall prospect and No. 86 college prospect for the 2022 MLB Draft ... made seven relief appearances and posted a 2-0 record with a 2.38 ERA ... struck out 19 and issued four walks in 11.1 innings ... earned the win in his season debut vs. Presbyterian (Feb. 20), tossing a scoreless inning with two strikeouts ... did not allow an earned run in his first five appearances and 8.0 innings of work ... struck out a career-high eight batters without issuing a walk and earned the win in 4.0 innings of relief at UAB (Mar. 9) ... his 4.0 innings matched a career best ... threw 3.0 innings of relief vs. Little Rock (Mar. 14) ... made one SEC appearance vs. Mississippi State (Apr. 11) before being shut down for the remainder of the season ... named to the 2021 Spring SEC Academic Honor Roll.

**2020 – FRESHMAN YEAR**

Made five relief appearances and posted a 1-0 record with a 3.68 ERA ... pitched in a pair of shutouts ... struck out 10 batters and issued six walks in 7.1 innings ... made his Auburn debut and pitched a scoreless inning with a strikeout vs. Illinois-Chicago (Feb. 16) ... struck out a season-high four batters in 1.2 innings vs. UCF (Feb. 23) ... earned the win after throwing 1.1 perfect innings with a pair of strikeouts vs. Alabama A&M (Feb. 26) ... didn't allow a run in his next two outings vs. Wright State (Mar. 1) and Wofford (Mar. 11).

**MULLINS AT A GLANCE**

**CAREER RECORD**

at Plainsman Park.....	2-0
On Road/Neutral.....	1-0
vs. SEC.....	0-0
vs. SEC West.....	0-0
vs. SEC East.....	0-0

**CAREER HIGHS**

Innings.....	4.0, at UAB (3/9/21)
Hits.....	3, vs. Little Rock (3/14/21)
Runs.....	3, vs. UCF (2/23/20)
Earned Runs.....	3, vs. UCF (2/23/20)
Walks.....	3, vs. Wofford (3/11/20)
Strikeouts.....	8, at UAB (3/9/21)
Pitches.....	55, at UAB (3/9/21)

**HAYDEN MULLINS' CAREER APPEARANCES**

**2020 - FRESHMAN YEAR**

Date	Opp (Res.)	DEC	QS	IP	H	R	ER	BB	SO	HR	ERA	NP
2/16	ILLINOIS-CHICAGO (W, 14-0)	-	-	1.0	1	0	0	0	1	0	0.00	13
2/23	UCF (L, 2-12)	-	-	1.2	2	3	3	1	4	1	10.12	38
2/26	ALABAMA A&M (W, 12-6)	W	-	1.1	0	0	0	0	2	0	6.75	14
3/1	WRIGHT STATE (W, 6-0)	-	-	0.2	0	0	0	2	1	0	5.79	18
3/11	WOFFORD (L, 3-4)	-	-	2.2	1	0	0	3	2	0	3.68	52

**2021 - SOPHOMORE YEAR**

Date	Opp (Res.)	DEC	QS	IP	H	R	ER	BB	SO	HR	ERA	NP
2/20	PRESBYTERIAN (W, 6-1)	W	-	1.0	2	0	0	1	2	0	0.00	29
2/24	ALABAMA A&M (W, 33-0)	-	-	1.0	0	0	0	0	2	0	0.00	17
2/26	vs. Oklahoma (L, 3-4)	-	-	0.0	1	0	0	1	0	0	0.00	10
3/6	BOSTON COLLEGE (W, 16-1)	-	-	2.0	0	0	0	1	4	0	0.00	31
3/9	at UAB (W, 6-5)	W	-	4.0	2	1	0	0	8	0	0.00	55
3/14	LITTLE ROCK (L, 6-12)	-	-	3.0	3	1	1	0	3	0	0.82	34
4/11	MISSISSIPPI STATE (L, 10-19)	-	-	0.1	2	2	2	1	0	0	2.38	18

**HIGH SCHOOL**

Rated the No. 38 overall player and No. 4 left-handed pitcher in the 2019 class by Perfect Game ... tabbed the top southpaw and No. 2 overall player in Tennessee ... ranked the No. 58 overall prospect for the 2019 MLB Draft according to Perfect Game ... listed as the No. 36 high school prospect for the 2019 MLB Draft by Prep Baseball Report and the No. 53 overall prospect in the 2019 MLB Draft by Baseball America ... participated in the 2018 Perfect Game All-American Classic and National Showcase ... named a 2018 Perfect Game Preseason Underclass Second Team All-American and a 2019 Perfect Game Preseason First Team All-American ... competed for USA Baseball 17U team at the 2018 Tournament of Stars ... four-time member of the WWBA National Championship All-Tournament Team ... named to the 2017 WWBA World Championship All-Tournament Team ... threw a no-hitter and struck out 15 batters for Hendersonville High School last spring.

**PERSONAL**

Son of Rachel and Chris Mullins ... has one sibling, Taylor Veal ... enrolled in the College of Business ... born Sept. 14, 2000.

**ALL GAMES**

Year	ERA	W	L	App	GS	CG	SHO	CBO	SV	IP	H	R	ER	BB	SO	2B	3B	HR	BF	B/Avg	WP	HBP	BK	SFA	SHA
2020	3.68	1	0	5	0	0	0	2	0	7.1	4	3	3	6	10	0	0	1	31	.174	1	0	0	1	1
2021	2.38	2	0	7	0	0	0	1	0	11.1	10	4	3	4	19	0	0	0	50	.222	3	1	0	0	0
<b>TOTAL</b>	<b>2.89</b>	<b>3</b>	<b>0</b>	<b>12</b>	<b>0</b>	<b>0</b>	<b>0</b>	<b>3</b>	<b>0</b>	<b>18.2</b>	<b>14</b>	<b>7</b>	<b>6</b>	<b>10</b>	<b>29</b>	<b>0</b>	<b>0</b>	<b>1</b>	<b>81</b>	<b>.206</b>	<b>4</b>	<b>1</b>	<b>0</b>	<b>1</b>	<b>1</b>

**SEC GAMES ONLY**

Year	ERA	W	L	App	GS	CG	SHO	CBO	SV	IP	H	R	ER	BB	SO	2B	3B	HR	BF	B/Avg	WP	HBP	BK	SFA	SHA
2020	-	-	-	-	-	-	-	-	-	-	-	-	-	-	-	-	-	-	-	-	-	-	-	-	-
2021	54.00	0	0	1	0	0	0	0	0	0.1	2	2	2	1	0	0	0	0	5	.667	2	1	0	0	0
<b>TOTAL</b>	<b>54.00</b>	<b>0</b>	<b>0</b>	<b>1</b>	<b>0</b>	<b>0</b>	<b>0</b>	<b>0</b>	<b>0</b>	<b>0.1</b>	<b>2</b>	<b>2</b>	<b>2</b>	<b>1</b>	<b>0</b>	<b>0</b>	<b>0</b>	<b>0</b>	<b>5</b>	<b>.667</b>	<b>2</b>	<b>1</b>	<b>0</b>	<b>0</b>	<b>0</b>



# GRANT NEWTON

# 44

**POSITION**  
Right-handed pitcher

**CLASS**  
Junior

**BATS / THROWS**  
R/R

**HEIGHT - WEIGHT**  
6-4 - 236

**EXPERIENCE**  
JC

**HOMETOWN**  
Orange County, Calif.

**HIGH SCHOOL**  
Servite

**PREVIOUS SCHOOL**  
Santa Ana

## 2021 - SOPHOMORE SEASON AT SANTA ANA

Made four appearances and turned in a 4.50 ERA ... struck out eight batters in 6.0 innings.

## 2020 SEASON

Did not compete.

## 2019 - FRESHMAN SEASON AT UC SANTA BARBARA

In his only appearance of the season, pitched a scoreless ninth inning against UNLV (Feb. 19) which included a strikeout ... the Guachos made an appearance in the NCAA Tournament in his lone season with the program.

## HIGH SCHOOL

Pitched for three years at Servite High School under coach Shawn Gilbert ... rated by Perfect Game as the No. 384 overall player in the class ... turned in a 1.38 ERA in 25.1 IP as a senior ... made Honor Roll all four years.

## PERSONAL

Son of David and Jo-Anne Newton ... has three siblings, Alexandra, Peter and Bryce ... his brother, Peter, is a pitcher at Illinois-Chicago ... enrolled in the College of Liberal Arts ... born July 9, 1999.

## NEWTON AT A GLANCE

### CAREER HIGHS

Innings.....	2.0, two times
Hits.....	3, vs. Irvine Valley (5/14/21)
Runs.....	4, vs. Irvine Valley (5/14/21)
Earned Runs.....	3, vs. Irvine Valley (5/14/21)
Walks.....	2, vs. Irvine Valley (5/14/21)
Strikeouts.....	4, at Orange Coast (5/28/21)
Pitches.....	N/A

## GRANT NEWTON'S CAREER APPEARANCES

### 2019 - FRESHMAN YEAR AT UC SANTA BARBARA

Date	Opp (Res.)	DEC	QS	IP	H	R	ER	BB	SO	HR	ERA	NP
2/19	at UNLV (W, 13-2)	-	-	1.0	1	0	0	1	1	0	0.00	-

### 2021 - SOPHOMORE YEAR AT SANTA ANA

Date	Opp (Res.)	DEC	QS	IP	H	R	ER	BB	SO	HR	ERA	NP
5/11	at Irvine Valley (L, 11-12)	-	-	1.0	0	0	0	1	0	0	0.00	-
5/14	IRVINE VALLEY (L, 3-13)	-	-	1.0	3	4	3	2	1	1	13.50	-
5/21	at Saddleback (W, 6-2)	-	-	2.0	2	1	0	1	3	0	6.75	-
5/28	at Orange Coast (W, 6-1)	-	-	2.0	1	0	0	1	4	0	4.50	-

## ALL GAMES

Year	ERA	W	L	App	GS	CG	SHO	CBO	SV	IP	H	R	ER	BB	SO	2B	3B	HR	BF	B/Avg	WP	HBP	BK	SFA	SHA
2019*	0.00	0	0	1	0	0	0	0	0	1.0	1	0	0	1	1	1	0	0	5	.250	0	0	0	0	0
2021*	4.50	0	0	4	0	0	0	0	0	6.0	6	5	3	5	8	1	0	1	32	.240	1	2	0	0	1
<b>TOTAL</b>	<b>3.86</b>	<b>0</b>	<b>0</b>	<b>5</b>	<b>0</b>	<b>0</b>	<b>0</b>	<b>0</b>	<b>0</b>	<b>7.0</b>	<b>7</b>	<b>5</b>	<b>3</b>	<b>6</b>	<b>9</b>	<b>2</b>	<b>0</b>	<b>1</b>	<b>37</b>	<b>.241</b>	<b>1</b>	<b>2</b>	<b>0</b>	<b>0</b>	<b>1</b>







# BOBBY PEIRCE



**POSITION**  
Outfielder

**CLASS**  
Redshirt Junior

**BATS / THROWS**  
R/R

**HEIGHT - WEIGHT**  
6-2 - 181

**EXPERIENCE**  
1L

**HOMETOWN**  
Scottsdale, Ariz.

**HIGH SCHOOL**  
Arcadia

**PREVIOUS SCHOOL**  
South Mountain

## 2021 - REDSHIRT SOPHOMORE YEAR

Appeared in eight games and made two starts in his first season with the Tigers ... turned in a .200 average (3-for-15) that included a double and four RBI ... delivered a walk-off single in the bottom of the 10th against Presbyterian (Feb. 21) to give Auburn the win and the sweep ... had a double, scored three runs, and drove in two in the record-setting 33-0 win over Alabama A&M (Feb. 24) ... came in as a pinch hitter and got a hit that drove in a run at Ole Miss (Mar. 21) ... named to the 2020-21 First-Year SEC Academic Honor Roll.

## JUNIOR COLLEGE

Played two seasons at South Mountain ... went 3-for-11 with a double and two RBI prior to getting injured his sophomore season ... played in 56 games as a freshman and turned in a .315 average with eight doubles, four triples, eight home runs and 44 RBI, leading the team in home runs and RBI ... also drew 27 walks, stole seven bases and scored 34 runs en route to being named Second Team All-Conference ... rated by Perfect Game as the No. 38 junior college prospect in the country.

## HIGH SCHOOL

Product of Arcadia High School and the Canyon Thunder ... turned in a .388 average in his final two seasons at Arcadia ... totaled 12 doubles, six triples, four home runs and 38 RBI in 42 games as a junior and

senior ... was also a four-year letterwinner on the Arcadia golf team ... was the low freshman at state for all D1 and D2 teams and helped lead the team to a state championship while finishing in the top five individually as a senior.

## PERSONAL

Son of Bob and Wendy Peirce ... has one sister, Kelly ... enrolled in the College of Business ... born May 2, 2000.



## CAREER HIGHS

At Bats:	.....	5, 11 times
Runs:	.....	2, five times
Hits:	.....	3, five times
RBI:	.....	4, vs. Paradise Valley (2/26/19)
Doubles:	.....	1, 10 times
Triples:	.....	1, four times
HR:	.....	1, eight times
Hit Streak:	.....	7 (2019, two times)
Reach Base:	.....	10 (2019-20, two times)

## MULTI-HIT GAMES

Year	2	3	4	5+	Total
2019*	13	5	-	-	18
2020*	1	-	-	-	1
2021	-	-	-	-	-
<b>Totals</b>	<b>14</b>	<b>5</b>	<b>--</b>	<b>--</b>	<b>19</b>

## MULTI-RBI GAMES

Year	2	3	4	5+	Total
2019*	2	7	1	-	10
2020*	-	-	-	-	-
2021	1	-	-	-	1
<b>Totals</b>	<b>3</b>	<b>7</b>	<b>1</b>	<b>--</b>	<b>11</b>

## ALL GAMES

Year	Avg	GP	GS	AB	R	H	2B	3B	HR	RBI	TB	SLG%	BB	HBP	SO	GDP	OB%	SF	SH	SB	ATT	PO	A	E	FLD%
2019*	.315	56	-	203	34	64	8	4	8	27	104	.512	27	5	44	-	.407	1	0	7	9	100	3	2	.981
2020*	.273	3	-	11	3	3	1	0	0	2	4	.364	1	2	4	-	.429	0	0	0	0	2	0	0	1.000
2021	.200	8	2	15	3	3	1	0	0	4	4	.267	1	1	5	1	.294	0	0	0	0	1	0	0	1.000
<b>TOTAL</b>	<b>.306</b>	<b>67</b>	<b>2</b>	<b>229</b>	<b>40</b>	<b>70</b>	<b>10</b>	<b>4</b>	<b>8</b>	<b>32</b>	<b>112</b>	<b>.489</b>	<b>29</b>	<b>8</b>	<b>53</b>	<b>1</b>	<b>.401</b>	<b>1</b>	<b>0</b>	<b>7</b>	<b>9</b>	<b>103</b>	<b>3</b>	<b>2</b>	<b>.981</b>

## SEC GAMES ONLY

Year	Avg	GP	GS	AB	R	H	2B	3B	HR	RBI	TB	SLG%	BB	HBP	SO	GDP	OB%	SF	SH	SB	ATT	PO	A	E	FLD%
2021	.333	2	1	3	0	1	0	0	0	1	1	.333	0	0	0	0	.333	0	0	0	0	0	0	0	.000



# BLAKE RAMBUSCH



**POSITION**  
Infielder

**CLASS**  
Redshirt Junior

**BATS / THROWS**  
R/R

**HEIGHT - WEIGHT**  
5-9 - 175

**EXPERIENCE**  
JC

**HOMETOWN**  
Austin, Texas

**HIGH SCHOOL**  
Gateway Prep

**PREVIOUS SCHOOL**  
Grayson

## 2022 - REDSHIRT SOPHOMORE SEASON

Enters the season rated by D1 Baseball as the No. 28 third baseman and the No. 60 SEC prospect for the 2022 MLB Draft ... also considered a top impact transfer by D1 Baseball.

## 2021 - REDSHIRT SOPHOMORE SEASON AT GRAYSON

Led the team and ranked 11th in NJCAA with a .444 average ... his .563 on-base percentage was good for sixth in NJCAA ... played in 45 games and led the team in runs (60), hits (71), doubles (16), RBI (40) and stolen bases (33) ... his 33 stolen bases were good for 16th in the country ... collected multiple hits in 19 games, including 10 with three or more hits ... added three triples and three homers ... reached base in all 45 games played during the season.

## 2020 SEASON AT GRAYSON

Did not appear.

## 2019 - FRESHMAN SEASON AT GRAYSON

Turned in a .333 average in 55 games as a freshman ... scored 52 runs and ranked second on the team with 14 doubles ... added two triples, four homers and 46 RBI ... stole 4-of-4 bases ... reached base in 13 straight games to end the season.

### CAREER HIGHS

At Bats: ..... 7, at McLennan (3/18/21)  
Runs: ..... 4, three times  
Hits: ..... 4, four times  
RBI: ..... 4, two times  
Doubles: ..... 3, vs. Western Oklahoma State (3/6/21)  
Triples: ..... 1, five times  
HR: ..... 1, seven times  
Hit Streak: ..... 9 (2021)  
Reach Base: ..... 58 (current)

### MULTI-HIT GAMES

Year	2	3	4	5+	Total
2019*	17	2	-	-	19
2021*	9	6	4	-	19
<b>Totals</b>	<b>26</b>	<b>8</b>	<b>4</b>	<b>--</b>	<b>38</b>

### MULTI-RBI GAMES

Year	2	3	4	5+	Total
2019*	5	4	1	-	10
2021*	10	3	1	-	14
<b>Totals</b>	<b>15</b>	<b>7</b>	<b>2</b>	<b>--</b>	<b>24</b>



## HIGH SCHOOL

Played at Gateway Prep in Austin, Texas ... also competed for Canes Southwest - 2018 ... 2017 Perfect Game High Honorable Mention Pre-season Underclass All-America ... named to the 2016 South Underclass Showcase Top Prospect Team.

## PERSONAL

Son of Bit Rambusch and Tracy St. Tours ... has two brothers, Bit and Ryan ... enrolled in the College of Business ... born August 31, 1999.

## ALL GAMES

Year	Avg	GP	GS	AB	R	H	2B	3B	HR	RBI	TB	SLG%	BB	HBP	SO	GDP	OB%	SF	SH	SB	ATT	PO	A	E	FLD%
2019*	.333	55	-	174	52	58	14	2	4	46	88	.506	35	8	30	5	.455	5	0	4	4	77	84	14	.920
2021*	.444	45	-	160	60	71	16	3	3	40	102	.637	36	9	23	6	.563	1	0	33	34	84	9	14	.869
<b>TOTAL</b>	<b>.386</b>	<b>100</b>	<b>-</b>	<b>334</b>	<b>112</b>	<b>129</b>	<b>30</b>	<b>5</b>	<b>7</b>	<b>86</b>	<b>190</b>	<b>.569</b>	<b>71</b>	<b>17</b>	<b>53</b>	<b>11</b>	<b>.507</b>	<b>6</b>	<b>0</b>	<b>37</b>	<b>38</b>	<b>161</b>	<b>93</b>	<b>28</b>	<b>.900</b>







# TOMMY SHEEHAN

# 47

**SHEEHAN AT A GLANCE**

**CAREER HIGHS**

Innings.....	9.0, two times
Hits.....	13, vs. North Carolina (4/13/19)
Runs.....	1, vs. North Carolina (4/13/19)
Earned Runs.....	8, vs. North Carolina (4/13/19)
Walks.....	6, vs. Purdue (2/24/18)
Strikeouts.....	9, at UAB (2/14/20)
Pitches.....	112, vs. North Carolina (4/13/19)

**POSITION**  
Left-handed pitcher

**CLASS**  
Graduate

**BATS / THROWS**  
L/L

**HEIGHT - WEIGHT**  
6-0 - 209

**EXPERIENCE**  
4L

**HOMETOWN**  
Brielle, N.J.

**HIGH SCHOOL**  
Manasquan

**PREVIOUS SCHOOL**  
Notre Dame

**2022 - GRADUATE SEASON**

Rated by D1 Baseball and Baseball America as the No. 34 and No. 72 impact transfer in the country.

**2021 - SENIOR SEASON AT NOTRE DAME**

Made a pair of starts and struck out 10 batters in 8.0 innings before being injured ... struck out seven batters in 4.0 innings vs. Wake Forest (Feb. 27).

**2020 - JUNIOR SEASON AT NOTRE DAME**

Made four starts during the abbreviated season ... finished the year with a 2.70 ERA through a team-best 23.1 innings pitched, 3-0 record with 22 strikeouts, just five walks and a .202 opponent batting average ... allowed just one hit through seven innings and set a career high with nine strikeouts in the season-opening 4-2 win over UAB ... earned ACC Pitcher of the Week honors after his performance against the Blazers ... tallied his second quality start of the season after six innings of work and allowed just one run in the 12-1 win over Incarnate Word at the Alamo Irish Classic ... recorded his third win of the season after 6.1 innings of work in the 13-5 win over Presbyterian.

**2019 - SOPHOMORE SEASON AT NOTRE DAME**

Was one of the most consistent starters for the Irish in his sophomore campaign ... led the team in wins (5), innings pitched (92.1), complete games (2), and tied for the team lead with 15 starts ... was the first Irish pitcher to record two complete games since Michael Hearne in the 2016 season ... tied for the ACC lead with two complete games on the year ... his 92.1 innings were the most in a season since 2013 when Adam Norton tallied 116.1 ... first complete game came on the road in the series-opening win over No. 12 Clemson (Mar. 15) ... followed that up with a complete game in the home win over Virginia (Apr. 5) ... tallied a career high eight strikeouts over eight innings in the win over Eastern Michigan at the Irish Alamo Classic (Feb. 21) ... had nine starts that lasted six or more innings and six starts that lasted seven innings or longer.

**2018 - FRESHMAN SEASON AT NOTRE DAME**

Started 14 games on the season, tied for the most by any Irish pitcher ... threw the team's first quality start of 2018 and worked the (then) longest outing of any starter, going 6.0 IP and allowing two runs against Clemson ... made his collegiate debut and earned the win against No. 9 LSU, working 5.0 innings and allowing four runs on six hits with three walks and two strikeouts ... was the first Irish freshman to start and earn the win since Brandon

Bielak picked up the win against Florida State in a 4-1 victory at Frank Eck Stadium in 2015 ... with catcher David LaManna, became the first freshmen pitcher and catcher duo to make the start since Patrick Veerkamp and Joe Hudson made the start against UIC on March 24, 2010.

**HIGH SCHOOL**

Earned four varsity letters in baseball and two in basketball from Manasquan ... as a junior was named First Team All-Shore after going 5-1 with an 0.78 ERA, 0.62 WHIP and 63 strikeouts over 45.0 IP ... named to the All-Tournament Team in the WWBA Freshman World Championship in 2013 as a member of Tri-State Arsenal ... ranked the No. 13 overall prospect in New Jersey by Perfect Game.

**PERSONAL**

Son of Anne and Jack Sheehan ... father, Jack, played basketball at Massachusetts ... has one sibling, Jack, who also played baseball at Notre Dame ... graduated from Notre Dame in 2021 ... enrolled in a graduate program in the College of Business.

**ALL GAMES**

Year	ERA	W	L	App	GS	CG	SHO	CBO	SV	IP	H	R	ER	BB	SO	2B	3B	HR	BF	B/Avg	WP	HBP	BK	SFA	SHA
2018*	5.74	2	4	14	14	0	0	0	0	62.2	62	43	40	41	27	11	0	7	288	.271	9	12	1	2	4
2019*	4.58	5	6	15	15	2	0	0	0	92.1	100	62	47	23	62	19	4	13	404	.271	7	8	1	0	4
2020*	2.70	3	0	4	4	0	0	0	0	23.1	18	7	7	5	22	6	1	0	96	.202	1	2	0	0	0
2021*	6.75	0	1	2	2	0	0	0	0	8.0	10	6	6	5	10	0	0	1	40	.303	2	2	0	0	0
<b>TOTAL</b>	<b>4.83</b>	<b>10</b>	<b>11</b>	<b>35</b>	<b>35</b>	<b>2</b>	<b>0</b>	<b>0</b>	<b>0</b>	<b>186.1</b>	<b>190</b>	<b>118</b>	<b>100</b>	<b>74</b>	<b>121</b>	<b>36</b>	<b>5</b>	<b>21</b>	<b>828</b>	<b>.264</b>	<b>19</b>	<b>24</b>	<b>2</b>	<b>2</b>	<b>8</b>



# CARSON SKIPPER

# 29

**POSITION**  
Left-Handed Pitcher

**CLASS**  
Senior

**BATS / THROWS**  
L/L

**HEIGHT - WEIGHT**  
6-2 - 211

**EXPERIENCE**  
3L

**HOMETOWN**  
Trussville, Ala.

**HIGH SCHOOL**  
Hewitt-Trussville

## 2021 – JUNIOR YEAR

Named to the NCBWA Stopper of the Year Watch List ... tied for third on the team with 19 appearances ... posted a 2-2 record and 4.25 ERA with a pair of saves, tying for the team high ... struck out 37 and issued nine walks in 29.2 innings ... did not allow a run through his first six appearances and 6.2 innings ... picked up a win or a save in four straight SEC appearances from May 8-21 ... earned his first win of the season and struck out four in 2.1 hitless and scoreless innings in the series finale vs. LSU (May 8) ... recorded his second straight win and struck out four in 3.0 innings in the series opener vs Texas A&M (May 14) ... earned his first save of the season and struck out three in the series-clinching win vs Texas A&M (May 16) ... picked up another series-clinching save at Missouri (May 21) ... pitched a season-high 3.2 innings and struck out a season-high six batters in Auburn's SEC Tournament game vs. Ole Miss (May 25).

## 2020 – SOPHOMORE YEAR

Tied for the team lead with seven appearances ... posted a 0-0 record with a 1.00 ERA ... struck out 12 batters and issued three walks in 9.0 innings ... didn't allow a run in his first six appearances ... made his season debut and pitched a perfect inning with two strikeouts vs. Illinois-Chicago (Feb. 15) ... pitched a season-high 2.0 innings vs. Oakland (Feb. 19) ... allowed just one hits with two walks and seven strikeouts in four appearances and a combined 4.1 innings pitched from Feb. 22 – Mar. 8 ... pitched 1.2 innings and allowed his first and only run of the season vs. Georgia Tech (Mar. 10).

### OWEN AT A GLANCE

#### CAREER RECORD

at Plainsman Park.....	4-3
On Road/Neutral.....	1-2
vs. SEC.....	2-4
vs. SEC West.....	2-4
vs. SEC East.....	0-0

#### CAREER HIGHS

Innings.....	4.2, vs. UTSA (3/9/19)
Hits.....	5, four times
Runs.....	5, two times
Earned Runs.....	.5, vs. Arkansas (4/5/19)
Walks.....	4, at Georgia Tech (4/16/19)
Strikeouts.....	8, vs. Alabama A&M (2/19/19)
Pitches.....	78, vs. Arkansas (4/5/19)







**2019 – FRESHMAN YEAR**

Made 17 appearances with eight starts in his first season on the Plains ... posted a 3-3 record with two saves and a 7.46 ERA ... made his Auburn debut and picked up the save by tossing the final 3.0 innings in the season opener vs. Georgia Southern (Feb. 15) ... earned the win in his first career start vs. Alabama A&M (Feb. 19), striking out a season-high eight in 4.0 innings ... threw 2.0 innings en route to the win in the series finale at UCF (Feb. 24) ... made his first career start on the weekend vs. Cincinnati (Mar. 2) ... did not allow a hit and struck out five batters over 2.1 innings en route to his second save of the season vs. UT Martin (Mar. 6) ... threw a season-high 4.2 scoreless innings and struck out five batters en route to the win vs. UTSA (Mar. 9) ... made his first career SEC start in the series finale vs. Tennessee (Mar. 17) ... turned in scoreless outings in relief vs. Arkansas (Apr. 5) and at Jacksonville State (Apr. 23) ... earned two more midweek starts at Georgia Tech (Apr. 16) and vs. UAB (May 7).

**HIGH SCHOOL**

Played at Hewitt-Trussville (Ala.) High School for coach Jeff Mauldin ... rated the No. 7 left-handed pitcher and No. 28 overall player in the state by Perfect Game ... also tabbed the No. 90 southpaw nationally ... posted a 9-3 record with a 1.50 ERA as a senior ... struck out 133 batters in 88.2 innings ... hit .406 with 16 doubles, eight triples, four homers, and 49 RBI ... posted an 8-1 record with a 1.31 ERA and 91 strikeouts as a junior ... his 11 wins on the mound as a sophomore are a school record ... led Hewitt-Trussville to its first AHSAA State Championship in 2016 and earned Tournament MVP honors ... three-time ASWA 7A First Team All-State honoree ... named the 2018 All-Birmingham Player of the Year by AL.com and also made AL.com's 2018 Super All-State Team ... 2018 Rawlings-Perfect Game Honorable Mention All-American ... 2016 and 2017 Underclass High Honorable Mention.

**PERSONAL**

Son of Scott and Tammy Skipper ... has one sister, Katelyn, who also attends Auburn ... his father, grandfather and great-grandfather were all collegiate athletes ... great-grandfather, William Henry Cuppett, played professional baseball for the Buffalo Bisons ... enrolled in the College of Liberal Arts ... born Aug. 12, 1999.

**CARSON SKIPPER'S CAREER APPEARANCES**

\*-Starter

2019 - FRESHMAN YEAR		DEC	QS	IP	H	R	ER	BB	SO	HR	ERA	NP
Date	Opp (Res.)											
2/15	GEORGIA SOUTHERN (W, 11-2)	-	-	3.0	3	0	0	1	1	0	0.00	48
2/19	*ALABAMA A&M (W, 10-1)	W	-	4.0	2	1	0	0	8	0	0.00	67
2/24	at UCF (W, 13-9)	W	-	2.0	3	3	3	3	1	1	3.00	58
3/2	*CINCINNATI (W, 9-5)	-	-	3.0	5	4	3	0	4	1	4.50	59
3/6	UT MARTIN (W, 2-0)	-	-	2.1	0	0	0	0	5	0	3.77	31
3/9	*UTSA (W, 8-3)	W	-	4.2	5	0	0	0	5	0	2.84	70
3/17	*TENNESSEE (W, 5-3)	-	-	3.0	3	2	1	1	1	0	2.86	46
3/23	*at Mississippi State (L, 2-15)	L	-	0.2	5	5	4	2	1	0	4.37	35
3/24	at Mississippi State (L, 15-20)	-	-	0.1	2	3	3	1	0	1	5.48	9
3/31	*at South Carolina (W, 7-5)	-	-	1.0	4	3	3	2	1	0	6.38	43
4/5	ARKANSAS (W, 6-3)	-	-	0.2	1	0	0	0	1	0	6.20	8
4/5	ARKANSAS (L, 6-9)	L	-	3.0	3	5	5	3	3	2	7.16	78
4/9	JACKSONVILLE STATE (L, 6-11)	-	-	0.0	0	0	0	2	0	0	7.16	10
4/16	*at Georgia Tech (L, 6-11)	-	-	2.2	1	1	1	4	3	0	6.82	53
4/23	at Jacksonville State (W, 14-2)	-	-	1.0	0	0	0	1	0	0	6.61	17
4/25	at Vanderbilt (L, 6-12)	-	-	1.1	3	2	2	3	1	0	6.89	43
5/7	*UAB (L, 4-6)	L	-	2.1	5	4	4	0	3	0	7.46	48
2020 - SOPHOMORE YEAR		DEC	QS	IP	H	R	ER	BB	SO	HR	ERA	NP
Date	Opp (Res.)											
2/15	ILLINOIS-CHICAGO (W, 7-3)	-	-	1.0	0	0	0	0	2	0	0.00	16
2/19	OAKLAND (W, 17-1)	-	-	2.0	2	0	0	0	2	0	0.00	28
2/22	UCF (L, 3-7)	-	-	1.1	1	0	0	0	2	0	0.00	20
2/25	ALABAMA A&M (W, 10-0)	-	-	1.0	0	0	0	0	2	0	0.00	11
2/28	WRIGHT STATE (W, 7-2)	-	-	1.0	0	0	0	1	1	0	0.00	14
3/8	CHICAGO STATE (W, 9-0)	-	-	1.0	0	0	0	1	2	0	0.00	16
3/10	GEORGIA TECH (L, 2-6)	-	-	1.2	2	1	1	1	1	0	1.00	37
2021 - JUNIOR YEAR		DEC	QS	IP	H	R	ER	BB	SO	HR	ERA	NP
Date	Opp (Res.)											
2/20	PRESBYTERIAN (W, 6-1)	-	-	1.0	1	0	0	0	1	0	0.00	9
2/24	ALABAMA A&M (W, 33-0)	-	-	1.0	1	0	0	0	0	0	0.00	8
2/26	vs. Oklahoma (L, 3-4)	-	-	2.0	1	0	0	1	3	0	0.00	39
2/28	vs. Texas A&M (W, 6-1)	-	-	1.0	0	0	0	0	1	0	0.00	15
3/7	BOSTON COLLEGE (L, 9-11)	-	-	0.2	0	0	0	0	1	0	0.00	13
4/1	at Arkansas (W, 2-1)	-	-	1.0	1	0	0	0	0	0	0.00	15
4/3	at Arkansas (L, 5-6)	-	-	2.0	2	2	2	1	2	0	2.08	43
4/9	MISSISSIPPI STATE (L, 5-6)	L	-	2.0	1	1	1	1	3	0	2.53	38
4/15	at Alabama (L, 7-8)	L	-	1.0	3	1	1	0	2	0	3.09	26
4/17	at Alabama (L, 9-10)	-	-	0.2	4	3	3	0	1	2	5.11	18
4/20	SAMFORD (W, 6-4)	-	-	1.0	1	0	0	0	2	0	4.72	18
4/25	FLORIDA (W, 10-8)	-	-	1.2	2	2	0	0	2	0	4.20	41
4/30	at Georgia (W, 10-6)	-	-	3.0	4	1	1	0	0	1	4.00	32
5/6	LSU (L, 3-8)	-	-	0.1	0	3	3	3	1	0	5.40	25
5/8	LSU (W, 2-1)	W	-	2.1	0	0	0	1	4	0	4.79	38
5/14	TEXAS A&M (W, 5-4)	W	-	3.0	2	1	1	1	0	4	4.56	50
5/16	TEXAS A&M (W, 8-5)	S	-	1.1	1	0	0	0	3	0	4.32	17
5/21	at Missouri (W, 3-0)	S	-	1.0	2	0	0	1	1	0	4.15	26
5/25	vs. Ole Miss (L, 4-7)	-	-	3.2	3	2	2	1	6	1	4.25	68

**ALL GAMES**

Year	ERA	W	L	App	GS	CG	SHO	CBO	SV	IP	H	R	ER	BB	SO	2B	3B	HR	BF	B/Avg	WP	HBP	BK	SFA	SHA
2019	7.46	3	3	17	8	0	0	1	2	35.0	45	33	29	23	38	7	3	5	147	.306	2	2	1	0	1
2020	1.00	0	0	7	0	0	0	2	0	9.0	5	1	1	3	12	2	0	0	34	.167	1	0	0	0	0
2021	4.25	2	2	19	0	0	0	2	2	29.2	29	16	14	9	37	4	0	5	130	.248	6	3	0	1	0
<b>TOTAL</b>	<b>5.38</b>	<b>5</b>	<b>5</b>	<b>43</b>	<b>8</b>	<b>0</b>	<b>0</b>	<b>5</b>	<b>4</b>	<b>73.2</b>	<b>79</b>	<b>50</b>	<b>44</b>	<b>35</b>	<b>87</b>	<b>13</b>	<b>3</b>	<b>10</b>	<b>337</b>	<b>.269</b>	<b>9</b>	<b>5</b>	<b>1</b>	<b>1</b>	<b>1</b>

**SEC GAMES ONLY**

Year	ERA	W	L	App	GS	CG	SHO	CBO	SV	IP	H	R	ER	BB	SO	2B	3B	HR	BF	B/Avg	WP	HBP	BK	SFA	SHA
2019	16.20	0	2	7	3	0	0	0	0	10.0	21	20	18	12	8	4	2	3	51	.412	1	0	1	0	0
2020	-	-	-	-	-	-	-	-	-	-	-	-	-	-	-	-	-	-	-	-	-	-	-	-	-
2021	5.59	2	2	12	0	0	0	1	2	19.1	22	14	12	7	23	4	0	4	90	.278	5	3	0	1	0
<b>TOTAL</b>	<b>9.20</b>	<b>2</b>	<b>4</b>	<b>19</b>	<b>3</b>	<b>0</b>	<b>0</b>	<b>1</b>	<b>2</b>	<b>29.1</b>	<b>43</b>	<b>34</b>	<b>30</b>	<b>19</b>	<b>31</b>	<b>8</b>	<b>2</b>	<b>7</b>	<b>153</b>	<b>.331</b>	<b>6</b>	<b>3</b>	<b>1</b>	<b>1</b>	<b>0</b>



# CARSON SWILLING

# 32

**POSITION**  
Right-handed pitcher

**CLASS**  
Sophomore

**BATS / THROWS**  
R/R

**HEIGHT - WEIGHT**  
5-11 - 196

**EXPERIENCE**  
1L

**HOMETOWN**  
Smiths Station, Ala.

**HIGH SCHOOL**  
Smiths Station

### 2021 - FRESHMAN YEAR

Tied for the team lead in appearances with 21, all coming in relief ... posted a 1-2 record and 3.34 ERA in 29.2 innings of work ... tied for the team lead with a pair of saves ... struck out 33 batters and issued 14 walks on the season ... allowed only one hit and didn't give up a run in his first four appearances ... made his Auburn debut and pitched a 1-2-3 8th inning with a strikeout in the season opener vs. Presbyterian (Feb. 19) ... pitched a season-high 3.2 innings and earned his first career win at Lipscomb (Mar. 16) ... made his SEC debut and pitched 1.2 scoreless innings with three strikeouts at Ole Miss (Mar. 20) ... didn't allow an earned run in six appearances and 7.1 innings from Apr. 13-30, started by striking out the side in the 9th inning of a win at Georgia Tech ... earned the first save of his career at Alabama (Apr. 16) ... struck out a season-high five batters and earned the save by recording the final 10 outs in Auburn's series-clinching win at Georgia (May 1) ... turned in a pair of scoreless appearances against LSU (May 6-8) ... capped off his season with a scoreless inning and a strikeout in the regular season finale at Missouri (May 22) ... made two appearances in four of the last five series and led the team with 14 appearances in SEC play.

### HIGH SCHOOL

Product of Smiths Station High School and the East Cobb Astros ... rated by Perfect Game as the No. 166 player in the country and the No. 2 player in Alabama ... named a 2019 Perfect Game Preseason Third Team All-American

and a member of the 2019 Perfect Game National Showcase Top Prospect Team ... hit .396 with six doubles, a homer and 10 RBI in his shortened senior season at Smiths Station ... went 2-1 with a 1.27 ERA in 22 innings pitched and four starts ... hit .367 with 11 doubles, two home runs, 27 RBI and 15 stolen bases as a junior ... also saw some time on the mound and turned in a 1.00 ERA with 15 strikeouts and four saves in 9.0 innings pitched ... one of 80 high school players selected to participate in the Prospect Development Pipeline League ... went on to earn a roster spot for the first-ever MLB High School All-Star Game and threw a scoreless inning at the Cleveland Indians' Progressive Field.

### PERSONAL

Son of Eric and Cindy Swilling ... has two siblings, Lori Bowers and Hunter Swilling ... his brother, Hunter, played baseball at Samford and spent two seasons in the Detroit Tigers organization ... enrolled in the College of Business ... born Jan. 6, 2002.

### SWILLING AT A GLANCE

#### CAREER RECORD

at Plainsman Park.....	0-1
On Road/Neutral.....	1-1
vs. SEC.....	1-1
vs. SEC West.....	1-1
vs. SEC East.....	0-0

#### CAREER HIGHS

Innings.....	3.2, at Lipscomb (3/16/21)
Hits.....	5, at Georgia (5/1/21)
Runs.....	3, three times
Earned Runs.....	3, two times
Walks.....	3, two times
Strikeouts.....	5, at Georgia (5/1/21)
Pitches.....	67, at Georgia (5/1/21)

### CARSON SWILLING'S CAREER APPEARANCES

2021 - FRESHMAN YEAR		DEC	QS	IP	H	R	ER	BB	SO	HR	ERA	NP
Date	Opp (Res.)											
2/19	PRESBYTERIAN (W, 14-3)	-	-	1.0	0	0	0	0	1	0	0.00	11
2/23	ALABAMA A&M (W, 18-2)	-	-	1.0	0	0	0	0	2	0	0.00	15
3/6	BOSTON COLLEGE (W, 16-1)	-	-	1.2	1	0	0	1	1	0	0.00	40
3/12	LITTLE ROCK (W, 7-0)	-	-	1.0	0	0	0	0	1	0	0.00	10
3/16	at Lipscomb (W, 9-7)	W	-	3.2	3	1	1	0	2	1	1.08	42
3/20	at Ole Miss (L, 5-6)	-	-	1.2	2	0	0	1	3	0	0.90	45
3/27	KENTUCKY (L, 4-6)	-	-	1.0	2	1	1	1	0	0	1.64	16
4/2	at Arkansas (L, 5-6)	L	-	0.2	0	1	1	2	0	0	2.31	14
4/11	MISSISSIPPI STATE (L, 10-19)	-	-	2.0	2	3	3	3	1	0	3.95	40
4/13	at Georgia Tech (W, 7-3)	-	-	1.0	0	0	0	0	3	0	3.68	16
4/16	at Alabama (W, 5-4)	S	-	2.0	1	1	0	0	3	0	3.24	38
4/20	SAMFORD (W, 6-4)	-	-	2.0	0	0	0	0	2	0	2.89	27
4/23	FLORIDA (L, 2-4)	-	-	0.2	2	0	0	0	0	0	2.79	10
4/25	FLORIDA (L, 4-6)	-	-	0.2	0	0	0	0	1	0	2.70	14
4/30	at Georgia (W, 10-6)	-	-	1.0	1	0	0	0	0	0	2.57	10
5/1	at Georgia (W, 9-7)	S	-	3.1	5	3	3	1	5	0	3.33	67
5/6	LSU (L, 3-8)	-	-	0.2	1	0	0	0	1	0	3.24	15
5/8	LSU (W, 2-1)	-	-	0.2	1	0	0	2	1	0	3.16	22
5/15	TEXAS A&M (L, 9-11)	L	-	1.2	2	3	0	3	4	0	2.96	51
5/20	at Missouri (W, 15-6)	-	-	1.1	4	2	2	0	1	1	3.45	23
5/22	at Missouri (L, 6-7)	-	-	1.0	1	0	0	0	1	0	3.34	16

### ALL GAMES

Year	ERA	W	L	App	GS	CG	SHO	CBO	SV	IP	H	R	ER	BB	SO	2B	3B	HR	BF	B/Avg	WP	HBP	BK	SFA	SHA
2021	3.34	1	2	21	0	0	0	1	2	29.2	28	15	11	14	33	3	1	2	133	.248	5	4	0	1	1

### SEC GAMES ONLY

Year	ERA	W	L	App	GS	CG	SHO	CBO	SV	IP	H	R	ER	BB	SO	2B	3B	HR	BF	B/Avg	WP	HBP	BK	SFA	SHA
2021	4.91	0	2	14	0	0	0	0	2	18.1	24	14	10	13	21	2	1	1	93	.324	5	4	0	1	1







# GARRETT WADE

# 22

**POSITION**  
Left-Handed Pitcher

**CLASS**  
Redshirt Junior

**BATS / THROWS**  
L/L

**HEIGHT - WEIGHT**  
6-3 - 199

**EXPERIENCE**  
2L

**HOMETOWN**  
Hartselle, Ala.

**HIGH SCHOOL**  
Hartselle

**HIGH SCHOOL**

Played at Hartselle (Ala.) High School for coach William Booth ... ranked the No. 1 left-hander in Alabama and No. 7 lefty in the country by Perfect Game ... also tabbed the No. 2 overall player in the state and No. 71 player in the nation ... was named a 2017 Under Armour All-American and got an inning of action in the game played at Wrigley Field ... 2018 Rawlings-Perfect Game 2nd Team All-American ... named the 2018 Gatorade Player of the Year in Alabama ... MaxPreps 2nd Team All-American ... went 7-2 on the mound with a 0.90 ERA and struck out 103 batters in 54.2 innings ... named the 2018 All-Huntsville Player of the Year by AL.com and made AL.com's 2018 Super All-State Team ... 2018 ASWA 6A First Team All-State ... drafted in the 38th round by the Tampa Bay Rays.

**PERSONAL**

Son of Michael and Kelly Wade ... has two siblings, Jordan and Brody ... enrolled in the College of Education ... born Aug. 1, 1999.

**2021 - JUNIOR YEAR**

Did not see action after undergoing Tommy John surgery ... 2021 Spring SEC Academic Honor Roll.

**2020 - SOPHOMORE YEAR**

Made four relief appearances and didn't allow a run in 4.0 innings pitched ... struck out five batters and issued four walks while allowing just one hit ... made his season debut and pitched a scoreless inning vs. Oakland (Feb. 19) ... struck out a pair of batters in an inning vs. UCF (Feb. 23) ... didn't allow a hit and issued a strikeout in his last two appearances vs. Alabama A&M (Feb. 25) and Wright State (Feb. 29).

**2019 - FRESHMAN YEAR**

Made 15 appearances and seven starts in his first season ... posted a 3-0 record with a 4.86 ERA ... struck out 41 batters in 33.1 innings pitched ... made his Auburn debut and recorded a strikeout vs. Georgia Southern (Feb. 16) ... pitched 4.0 scoreless innings with four strikeouts and earned his first career win vs. Alabama A&M (Feb. 20) ... made his first career start and earned the win after throwing 5.0 scoreless and striking out a season-high eight batters vs. UT Martin (Mar. 6) ... picked up his third straight win and struck out eight batters while allowing one run in 5.0 innings at South Alabama (Mar. 12) ... made a start vs. Alabama in the Capital City Classic (Mar. 26) ... turned in a scoreless inning of relief with a pair of strikeouts vs. Arkansas (Apr. 5) ... made his first start in SEC play vs. Ole Miss (Apr. 18) ... made a pair of appearances and allowed one run in 1.2 innings at Vanderbilt (Apr. 26-27) ... pitched 1.2 scoreless innings and struck out three batters vs. Alabama (May 4) ... pitched a perfect inning with a strikeout vs. UAB (May 7) ... named to the SEC First-Year Academic Honor Roll.

**OWEN AT A GLANCE**

**CAREER RECORD**

at Plainsman Park.....	2-0
On Road/Neutral.....	1-0
vs. SEC.....	0-0
vs. SEC West.....	0-0
vs. SEC East.....	0-0

**CAREER HIGHS**

Innings.....	5.0, two times
Hits.....	6, vs. Jacksonville State (4/9/19)
Runs.....	5, vs. Jacksonville State (4/9/19)
Earned Runs.....	5, vs. Jacksonville State (4/9/19)
Walks.....	5, vs. Alabama (3/26/19)
Strikeouts.....	8, two times
Pitches.....	91, at South Alabama (3/12/19)

**GARRETT WADE'S CAREER APPEARANCES**

*Starter		GARRETT WADE'S CAREER APPEARANCES																	
2019 - FRESHMAN YEAR		DEC	QS	IP	H	R	ER	BB	SO	HR	ERA	NP							
Date	Opp (Res.)																		
2/16	GEORGIA SOUTHERN (L, 5-7)	-	-	0.0	0	0	0	0	1	0	0.00	4							
2/20	ALABAMA A&M (W, 10-2)	W	-	4.0	3	0	0	1	4	0	0.00	61							
3/6	*UT MARTIN (W, 2-0)	W	-	5.0	1	0	0	2	8	0	0.00	72							
3/12	*at South Alabama (W, 6-2)	W	-	5.0	2	1	1	4	8	1	0.64	91							
3/19	*at UAB (W, 13-5)	-	-	1.2	3	4	3	4	2	0	2.30	40							
3/24	at Mississippi State (L, 15-20)	-	-	0.0	1	2	2	1	0	0	3.45	8							
3/26	*vs. Alabama (L, 3-6)	-	-	3.2	4	3	2	5	4	0	3.72	69							
4/2	*GEORGIA TECH (L, 3-9)	-	-	3.0	5	3	3	3	3	0	4.43	60							
4/5	ARKANSAS (L, 6-9)	-	-	1.0	1	0	0	1	2	0	4.24	17							
4/9	*JACKSONVILLE STATE (L, 6-11)	-	-	3.0	6	5	5	3	2	0	5.47	66							
4/18	*OLE MISS (W, 7-4)	-	-	2.2	5	4	1	1	2	0	5.28	63							
4/26	at Vanderbilt (L, 2-5)	-	-	0.1	0	0	0	0	0	0	5.22	1							
4/27	at Vanderbilt (L, 5-9)	-	-	1.1	2	1	1	0	1	0	5.28	19							
5/4	ALABAMA (L, 6-7)	-	-	1.2	0	0	0	2	3	0	5.01	31							
5/7	UAB (L, 4-6)	-	-	1.0	0	0	0	0	1	0	4.86	15							
2020 - SOPHOMORE YEAR		DEC	QS	IP	H	R	ER	BB	SO	HR	ERA	NP							
Date	Opp (Res.)																		
2/19	OAKLAND (W, 17-1)	-	-	1.0	0	0	0	2	1	0	0.00	19							
2/23	UCF (L, 2-12)	-	-	1.0	1	0	0	1	2	0	0.00	14							
2/25	ALABAMA A&M (W, 10-0)	-	-	1.0	0	0	0	0	1	0	0.00	15							
2/29	WRIGHT STATE (W, 20-6)	-	-	1.0	0	0	0	1	1	0	0.00	20							

**ALL GAMES**

Year	ERA	W	L	App	GS	CG	SHO	CBO	SV	IP	H	R	ER	BB	SO	2B	3B	HR	BF	B/Avg	WP	HBP	BK	SFA	SHA
2019	4.86	3	0	15	7	0	0	1	0	33.1	33	23	18	27	41	5	0	1	127	.260	5	2	1	1	3
2020	0.00	0	0	4	0	0	0	1	0	4.0	1	0	0	4	5	0	0	0	14	.100	0	0	0	0	0
<b>TOTAL</b>	<b>4.34</b>	<b>3</b>	<b>0</b>	<b>19</b>	<b>7</b>	<b>0</b>	<b>0</b>	<b>2</b>	<b>0</b>	<b>37.1</b>	<b>34</b>	<b>23</b>	<b>18</b>	<b>31</b>	<b>46</b>	<b>5</b>	<b>0</b>	<b>1</b>	<b>174</b>	<b>.248</b>	<b>5</b>	<b>2</b>	<b>1</b>	<b>1</b>	<b>3</b>

**SEC GAMES ONLY**

Year	ERA	W	L	App	GS	CG	SHO	CBO	SV	IP	H	R	ER	BB	SO	2B	3B	HR	BF	B/Avg	WP	HBP	BK	SFA	SHA
2019	5.14	0	0	6	1	0	0	0	0	7.0	9	7	4	5	8	2	0	0	30	.300	1	1	0	1	0
2020	-	-	-	-	-	-	-	-	-	-	-	-	-	-	-	-	-	-	-	-	-	-	-	-	-
<b>TOTAL</b>	<b>5.14</b>	<b>0</b>	<b>0</b>	<b>6</b>	<b>1</b>	<b>0</b>	<b>0</b>	<b>0</b>	<b>0</b>	<b>7.0</b>	<b>9</b>	<b>7</b>	<b>4</b>	<b>5</b>	<b>8</b>	<b>2</b>	<b>0</b>	<b>0</b>	<b>30</b>	<b>.300</b>	<b>1</b>	<b>1</b>	<b>0</b>	<b>1</b>	<b>0</b>



# BRYSON WARE



**POSITION**  
Outfielder

**CLASS**  
Redshirt Junior

**BATS / THROWS**  
R/R

**HEIGHT - WEIGHT**  
6-2 - 181

**EXPERIENCE**  
1L

**HOMETOWN**  
Scottsdale, Ariz.

**HIGH SCHOOL**  
Arcadia

**PREVIOUS SCHOOL**  
South Mountain

## 2021 – SOPHOMORE YEAR

Played in 43 games and made 37 starts three different positions - RF (25), DH (10) and 1B (2) - in his first season at Auburn ... recorded a .254 average (35-for-138) that included six doubles and six home runs ... was 4th on the team in stolen bases (4-for-5) ... started the season 5-for-8 in the first two games vs. Presbyterian (Feb. 19-20), scoring three runs and adding five RBI ... went 3-for-4 with four RBI in the season opener, marking the most hits by an Auburn newcomer in his debut since 2010 and the most RBI in a debut since 2007 ... scored a program record six runs in a record-setting win against Alabama A&M (Feb. 24) ... added three hits, including a home run, and four RBI in the game ... collected nine hits, including two doubles, a triple and two home runs, and drove in 11 in his first five games ... went 2-for-2 with a double, RBI and run scored in the road win at UAB (Mar. 9) ... homered, scored three runs and drove in three more in the ranked road win at Georgia Tech (Apr. 13) ... homered four times and drove in seven runs in a span of six games from Apr. 9-16 ... capped off the Alabama series by going 2-for-4 with a RBI and run scored (Apr. 17) ... went 2-for-4 with a RBI in the series-clinching win at Georgia (May 1) ... turned in a perfect fielding percentage and recorded 59 putouts ... named to the 2020-21 First-Year SEC Academic Honor Roll.

## JUNIOR COLLEGE

Played in 16 games and hit .321 with five home runs and 17 RBI during his COVID-shortened freshman season ... also scored 14 runs and stole four bases ... listed as the No. 9 JUCO draft prospect by Perfect Game and Baseball America.

## HIGH SCHOOL

Product of Germantown High School and the Mississippi Rays ... hit .477 with nine doubles, four triples, eight home runs and 26 RBI as a senior at Germantown ... drew 25 walks and struck out just seven times ... set the Germantown single-season records for runs (45), home runs, batting average and OPS (1.541) ... also holds the Germantown career record for home runs ... named First Team All-State by the Mississippi Coaches Association and the Clarion Ledger ... also named a MHSAA 5A All-Star.

## PERSONAL

Son of Nelson and Teresa Ware ... has two siblings, Conner Ware and Jessica Hollingsworth .. enrolled in the College of Education ... born De. 28, 2000.

### CAREER HIGHS

At Bats:	.....	5	four times
Runs:	.....	6	vs. Alabama A&M (2/24/21)
Hits:	.....	3	four times
RBI:	.....	4	two times
Doubles:	.....	1	nine times
Triples:	.....	1	four times
HR:	.....	1	11 times
Hit Streak:	.....	7	(2021)
Reach Base:	.....	11	(2020)

### MULTI-HIT GAMES

Year	2	3	4	5+	Total
2020*	2	2	-	-	4
2021	7	2	-	-	9
<b>Totals</b>	<b>9</b>	<b>4</b>	<b>--</b>	<b>--</b>	<b>13</b>

### MULTI-RBI GAMES

Year	2	3	4	5+	Total
2020*	1	4	-	-	5
2021	4	-	2	-	6
<b>Totals</b>	<b>5</b>	<b>4</b>	<b>2</b>	<b>--</b>	<b>11</b>



### ALL GAMES

Year	Avg	GP	GS	AB	R	H	2B	3B	HR	RBI	TB	SLG%	BB	HBP	SO	GDP	OB%	SF	SH	SB	ATT	PO	A	E	FLD%
2020*	.321	16	-	53	14	17	3	3	5	17	41	.774	9	2	17	0	.431	1	0	1	2	12	30	3	.933
2021	.254	43	37	138	36	35	6	1	6	26	61	.442	17	3	56	2	.344	2	0	4	5	59	1	0	1.000
<b>TOTAL</b>	<b>.272</b>	<b>59</b>	<b>37</b>	<b>191</b>	<b>50</b>	<b>52</b>	<b>9</b>	<b>4</b>	<b>11</b>	<b>43</b>	<b>102</b>	<b>.534</b>	<b>26</b>	<b>5</b>	<b>73</b>	<b>2</b>	<b>.369</b>	<b>3</b>	<b>0</b>	<b>8</b>	<b>10</b>	<b>71</b>	<b>31</b>	<b>3</b>	<b>.971</b>

### SEC GAMES ONLY

Year	Avg	GP	GS	AB	R	H	2B	3B	HR	RBI	TB	SLG%	BB	HBP	SO	GDP	OB%	SF	SH	SB	ATT	PO	A	E	FLD%
2021	.212	23	17	66	12	14	2	0	3	7	25	.379	6	1	30	1	.284	1	0	1	1	24	0	0	1.000







# JAKE WYANDT

# 50

**POSITION**  
Catcher

**CLASS**  
Graduate

**BATS / THROWS**  
R/R

**HEIGHT - WEIGHT**  
5-11 - 195

**EXPERIENCE**  
1L

**HOMETOWN**  
Laurel, Md.

**HIGH SCHOOL**  
Mount Saint Joseph's

**PREVIOUS SCHOOL**  
Presbyterian

## 2021 - REDSHIRT SENIOR SEASON AT PRESBYTERIAN

Played in 41 games with 39 starts as all of those starts came as the Blue Hose catcher ... totaled 28 hits with six doubles, one triple and three home runs while driving in 16 runs ... scored 21 runs ... drew 18 walks ... stole three bases ... totaled six multi-hit games and five games with multiple RBI ... hit a two-run home run during season opener at Auburn (Feb. 19) ... added four hits which included two doubles and a triple during doubleheader at Eastern Kentucky (Feb. 27) ... picked up a solo home run at Longwood (Apr. 16) ... hit a two-run home run at High Point (May 15) ... threw out 13 would-be base stealers which was tied for third in the Big South ... was named Second Team All-Big South ... member of the All-Academic Team ... member of the All-Tournament Team at the Big South Championship ... was one of two team captains for 2021 season ... Buster Posey Award watch list.

CAREER HIGHS	
At Bats: .....	5, three times
Runs: .....	2, five times
Hits: .....	3, at Auburn (2/20/21)
RBI: .....	2, five times
Doubles: .....	2, at Eastern Kentucky (2/27/21 - G2)
Triples: .....	1, at Eastern Kentucky (2/27/21 - G1)
HR: .....	1, six times
Hit Streak: .....	N/A
Reach Base: .....	N/A

## 2020 - REDSHIRT JUNIOR SEASON AT PRESBYTERIAN

Played in 10 games while making seven starts with five of those starts coming behind the plate ... he also made a start in right field and designated hitter ... recorded his first career hit as a Blue Hose in his first start with a base hit against Eastern Kentucky (Feb. 16) ... reached base twice with a pair of hit by pitches against Monmouth (Feb. 22) ... added a base hit against Notre Dame (Feb. 29).

## PRIOR TO PRESBYTERIAN

Played at Harford Community College ... won the NJCAA Region 20 Championship all three years at Harford ... won the MDJUCO Conference all three years ... lettered during the 2018 and 2019 seasons ... redshirted in 2017 ... won 2019 Defensive Player of the Year ... 2018 NJCAA Academic All-American ... played safety on the football team his freshman year.

## HIGH SCHOOL

Played catcher, third base and pitched for Mount Saint Joseph's High School ... won a pair of MIAA A Conference JV Baseball Championships ... played in MSABC All-Star Baseball Game ... played in Presidents Cup All-Star game at Camden Yards ... named to the honor roll all four years.

## PERSONAL

Son of Kevin and Nancy Wyandt ... has one brother, Dylan, who played baseball at Harford Community College ... graduated from Prebyterian in May 2021 with a bachelor's in computer science ... enrolled in a graduate program in the College of Business ... born Oct. 17, 1998.



## ALL GAMES

Year	Avg	GP	GS	AB	R	H	2B	3B	HR	RBI	TB	SLG%	BB	HBP	SO	GDP	OB%	SF	SH	SB	ATT	PO	A	E	FLD%
2018*	.208	30	-	53	22	11	2	0	2	14	19	.358	20	5	24	1	.462	0	0	11	14	179	11	4	.979
2019*	.253	40	-	91	29	23	4	1	1	12	32	.352	15	16	41	1	.435	2	0	17	18	276	35	9	.972
2020*	.133	10	7	15	0	2	0	0	0	0	2	.133	2	2	9	0	.316	0	1	0	0	27	3	3	.909
2021*	.228	41	39	123	21	28	6	1	3	16	45	.366	18	9	50	0	.359	3	1	3	8	250	41	3	.990
<b>TOTAL</b>	<b>.227</b>	<b>121</b>	<b>46</b>	<b>282</b>	<b>72</b>	<b>64</b>	<b>12</b>	<b>2</b>	<b>6</b>	<b>42</b>	<b>98</b>	<b>.348</b>	<b>55</b>	<b>32</b>	<b>124</b>	<b>2</b>	<b>.404</b>	<b>5</b>	<b>2</b>	<b>31</b>	<b>40</b>	<b>732</b>	<b>90</b>	<b>19</b>	<b>.977</b>



**CHASE** #46  
**ALLSUP** RHP

6-1 • 220 • Fr. • HS  
Dothan, Ala. (Dothan)  
R/R

**HIGH SCHOOL**

Played at Dothan High School ... also competed for Louisiana Knights Black and the Dothan Dragons ... rated by Perfect Game as the No. 149 overall player in the country ... tabbed the top right-hander and No. 4 overall player in Alabama ... posted a 9-1 record and 1.73 ERA as a senior ... struck out 107 batters ... named 2021 Dothan Eagle Super 12 Player of the Year and ASWA 7A First Team All-State ... went 3-2 with a 2.16 ERA as a junior in 2020 ... struck out 44 batters in 22.1 innings ... turned in a 3-0 record with a 0.72 ERA and struck out 56 in 29.1 innings with the Knights and Dragons ... participated in the 2020 Perfect Game National Showcase and was named to the Top Prospect Team ... 2019 Perfect Game High Honorable Mention Preseason Underclass All-America ... 2020 Perfect Game Second Team Preseason Underclass All-America.

**PERSONAL**

Son of Kenny and Keysha Allsup ... has one sister, Ava ... both of his parents attended Auburn ... enrolled in College of Education ... born Apr. 21, 2003.



**JOHN** #41  
**ARMSTRONG** RHP

5-11 • 200 • Fr. • HS  
Marietta, Ga. (Harrison)  
R/R

**HIGH SCHOOL**

Played at Harrison High School ... also competed for the 643 DP Cougars ... tabbed by Perfect Game a top-500 player nationally and the No. 15 right-hander in Georgia ... didn't allow a run in 3.1 innings and registered a save in the COVID-shortened 2020 season ... struck out six batters and was name his team's defensive player of the year ... turned in a 0.63 ERA and struck out 51 in 44.2 innings on the travel circuit in 2020 ... 2019 Perfect Game High Honorable Mention Preseason Underclass All-America ... also played ice hockey, basketball and football and competed in gymnastics.

**PERSONAL**

Son of Paul and Monica Armstrong ... has one brother, Andrew ... enrolled in the College of Business ... born July 11, 2002.



**MIKE** #31  
**BELLO** OF

6-1 • 190 • Fr. • HS  
Oak Ridge, N.J. (Pope John XXIII)  
L/L

**HIGH SCHOOL**

Played at Pope John XXIII ... rated the No. 1 outfielder and No. 8 player in New Jersey by Perfect Game ... registered a .483 batting average, 84 runs, 68 RBI, six home runs ... added 28 doubles, 11 triples and 20 stolen bases ... selected to the USA Baseball 17U National Team Development Program in 2019 and the MLB Player Development Program as one of the top 80 players in the country in 2020 ... 2019 and 2021 NJ.com First Team All-State ... First Team American Colligate Team ... three-time NJAC First Team All-Area ... 2021 Sussex County Player of the Year ... 2021 NJ.com Player of the Year runner up ... also played for the Area Code Yankees ... named PBR Super 60 ... competed in the 2019 Perfect Game Jr. National Showcase and 2020 National Showcase, earning Top Prospect Team honors.

**PERSONAL**

Son of Vincent and Yvette Bello ... brother to Nick and Dominick Bello ... his father, Vincent, played baseball at Dominican College ... his brother, Nick, plays football at Assumption College ... enrolled in the College of Liberal Arts ... born March 26, 2002.



**BEN** #34  
**BOSSE** RHP

6-1 • 194 • Fr. • HS  
Brenham, Texas (Brenham)  
R/R

**HIGH SCHOOL**

Played at Brenham High School ... rated at one point by Prep Baseball Report as the No. 78 player in the class and the No. 4 right hander in Texas ... rated by Perfect Game as a top-300 player nationally and the No. 9 righty in his state ... went 2-0 with a 2.70 ERA and 14 strikeouts in 10.0 innings during the COVID-shortened 2020 season .. named the 2019 Texas High School 5A District Newcomer of the Year after turning in a 1.15 ERA as a sophomore ... struck out 56 batters in 48.0 innings ... also earned 2019 Texas Sophomore Sunbelt and First Team All-Brozos Valley honors ... named 2019 Perfect Game High Honorable Mention Preseason Underclass All-America.

**PERSONAL**

Son of Kevin and Ginger Bosse ... has one sister, Tori ... his father, Kevin, played baseball at Texas A&M (1993-94) ... enrolled in the College of Forestry and Wildlife Sciences ... born July 16, 2002.





**PARKER** #23  
**CARLSON** RHP  
 6-1 • 170 • Fr. • HS  
 Mobile, Ala. (Faith Academy)  
 R/R

**HIGH SCHOOL**

Played at Faith Academy ... rated by Perfect Game as the No. 23 player and No. 11 right hander in Alabama ... tabbed 2021 ASWA 6A First Team All-State ... led his team to the 2021 AHSAA Class 6A State Championship ... struck out 14 batters against Northridge to send Faith Academy to the championship series ... registered a 2.72 ERA with 73 strikeouts in 63.0 innings during the 2019-20 seasons ... 2019 Perfect Game High Honorable Mention Preseason Underclass All-America.

**PERSONAL**

Son of Danny and Kristi Carlson ... has two siblings, Brooks and Ellie ... his brother, Brooks, is a graduate transfer infielder on Auburn's baseball team ... enrolled in the College of Business ... born Feb. 28, 2003.



**CADE** #9  
**GRANZOW** RHP  
 6-3 • 220 • Fr. • HS  
 Franklin, Tenn. (Brentwood)  
 R/R

**HIGH SCHOOL**

Starred in both baseball and football at Brentwood High School ... rated by Prep Baseball Report as high as the No. 4 player and No. 1 right hander in Tennessee ... also tabbed by Perfect Game as a top-20 player and No. 4 at his position in his state ... only freshman starter on 2018 state runner-up team ... competed for Southeast Rawlings Mavericks on the travel circuit ... 2019 Perfect Game High Honorable Mention Preseason Underclass All-America ... also tabbed a three-star, dual-threat QB ... led Brentwood to a 10-4 record and appearance in the 2020 TSSAA Class 6A State Championship ... named 2019 6A Region MVP after throwing for 1,972 yards and 17 touchdowns while also rushing for 553 yards and 15 scores.

**PERSONAL**

Son of Judd and Julie Granzow ... has one sister, Ava ... enrolled in the College of Human Sciences ... born Aug. 15, 2002.



**BRODY** #72  
**MOSS** IF  
 5-11 • 173 • Fr. • HS  
 Helena, Ala. (Helena)  
 L/R

**HIGH SCHOOL**

Played for Helena High School ... also competed for the Excel Blue Wave ... rated by Perfect Game as the No. 14 player and No. 3 second baseman in Alabama ... tabbed 2021 ASWA Class 6A First Team All-State ... three-time Helena High Offensive MVP ... competed at the 2020 Under Armour Baseball Factory National South Showcase ... 2019 Perfect Game Honorable Mention Preseason Underclassmen All-America ... earned 2019 All-Birmingham First Team honors after hitting .330 with five doubles, four triples, 22 RBI and nine stolen bases as a sophomore.

**PERSONAL**

Son of Craig and Jennifer Moss ... has two siblings, Braylon and Demi ... enrolled in the College of Business ... born December 3, 2001.



**BEN** #13  
**SCHORR** C  
 6-0 • 185 • R-Fr. • RS  
 Columbus, Ga. (Columbus)  
 R/R

**HIGH SCHOOL**

Product of Columbus High School and the East Coast Sox Select ... rated by Perfect Game as the No. 3 catcher in Georgia ... participated in the Perfect Game National Showcase on a pair of occasions and was named to the 2018 Jr. National Showcase Top Prospect Team ... competed in the 2018 Perfect Game Underclass All-American Game and was named a 2019 Preseason Third Team All-American ... played and started in 68 games while turning in nine home runs and 53 RBI as a sophomore and junior ... two-time Columbus Ledger-Enquirer All-Bi City and Georgia Dugout All-State honoree ... helped lead his team to the 4A Regional Final in three straight seasons and the state quarterfinals twice.

**PERSONAL**

Son of Doug and Ainslie Schorr ... has two siblings, Stanton and Gigi ... his brother, Staton, is a professional golfer and his sister, Gigi, is a senior on the Alabama women's soccer team.



**2021 Auburn Baseball  
Overall Statistics for Auburn (as of May 25, 2021)  
(All games Sorted by Batting avg)**



Record: 25-27 Home: 15-14 Away: 9-10 Neutral: 1-3 SEC: 10-20

Player	avg	gp-gs	ab	r	h	2b	3b	hr	rbi	tb	slg%	bb	hp	so	gdp	ob%	sf	sh	sb-att	po	a	e	fld%	
9 Bliss, Ryan	.365	50-50	211	50	77	14	1	15	45	138	.654	23	1	30	5	.428	1	1	6-11	48	128	8	.957	
4 Woley, Rankin	.320	50-50	197	36	63	12	0	10	31	105	.533	24	6	43	1	.404	3	1	1-1	39	95	11	.924	
10 Miller, Tyler	.313	51-51	208	38	65	10	1	16	61	125	.601	15	1	44	4	.354	5	2	3-4	386	11	1	.997	
19 Moore, Brody	.292	49-49	192	25	56	11	0	2	32	73	.380	13	2	26	3	.341	1	0	1-4	74	127	5	.976	
16 Hill, Cam	.270	35-30	111	19	30	6	1	5	22	53	.477	17	0	23	5	.364	1	0	0-0	0	2	0	1.000	
5 Howell, Kason	.260	52-51	177	29	46	12	0	8	30	82	.463	27	8	40	0	.382	0	5	8-13	143	5	1	.993	
8 Ware, Bryson	.254	43-37	138	36	35	6	1	6	26	61	.442	17	3	56	2	.344	2	0	4-5	59	1	0	1.000	
41 Williams, Steven	.247	48-46	174	38	43	9	1	13	36	93	.534	28	2	49	3	.356	1	2	2-3	216	24	2	.992	
1 Ward, Judd	.209	45-44	158	30	33	5	2	4	18	54	.342	20	4	39	3	.308	3	1	0-1	66	2	1	.986	
-----																								
47 Farquhar, Garrett	.375	20-5	32	8	12	4	0	0	7	16	.500	3	1	6	1	.444	0	1	1-1	8	15	1	.958	
2 Hall, Josh	.326	20-10	43	10	14	2	2	0	9	20	.465	3	0	11	0	.347	3	1	5-6	25	1	1	.963	
7 Foster, Cole	.292	15-4	24	5	7	3	0	0	1	10	.417	3	2	9	0	.414	0	0	0-0	3	9	1	.923	
28 LaRue, Nate	.219	16-10	32	8	7	2	0	2	5	15	.469	6	0	8	1	.333	1	0	0-0	89	6	0	1.000	
17 Dyal, Ryan	.200	31-22	70	18	14	2	0	3	7	25	.357	24	1	23	2	.411	0	1	1-1	190	12	1	.995	
3 Brown, Brayton	.200	18-4	25	7	5	1	0	2	8	12	.480	4	1	11	1	.333	0	1	0-0	7	0	1	.875	
6 Peirce, Bobby	.200	8-2	15	3	3	1	0	0	4	4	.267	1	1	5	1	.294	0	0	0-0	1	0	0	1.000	
34 Shenker, John Sam	.190	12-3	21	3	4	1	0	0	2	5	.238	2	1	10	1	.292	0	0	0-0	24	1	0	1.000	
Totals	.281	52	1828	363	514	101	9	86	344	891	.487	230	34	433	33	.368	21	16	32-50	1390	479	45	.976	
Opponents	.261	52	1783	301	466	77	6	58	273	729	.409	196	47	455	42	.346	21	9	39-51	1381	441	52	.972	

LOB - Team (388), Opp (365). DPs turned - Team (53), Opp (39). CI - Team (0), Opp (3). IBB - Team (11), Williams, S. 4, Miller, T. 3, Woley, R. 2, Hill, C. 1, Ward, J. 1, Opp (6). Picked off - Hill, C. 1, Hall, J. 1, Foster, C. 1, Moore, B. 1.

**(All games Sorted by Earned run avg)**

Player	era	w-l	app	gs	cg	sho	sv	ip	h	r	er	bb	so	2b	3b	hr	b/avg	wp	hp	bks	sfa	sha		
20 Greenhill, Cody	3.28	3-0	13	8	0	0/1	1	49.1	40	22	18	14	43	7	0	7	.221	5	2	1	1	2		
18 Barnett, Mason	5.40	2-4	16	6	0	0/1	1	40.0	39	28	24	21	43	9	0	3	.265	4	8	1	5	2		
44 Owen, Jack	5.47	2-5	11	9	0	0/0	0	51.0	63	33	31	12	46	10	0	6	.300	3	5	1	2	0		
43 Fitts, Richard	5.88	1-3	13	8	0	0/1	1	41.1	38	31	27	15	41	7	1	10	.241	1	0	0	3	0		
45 Gonzalez, Joseph	6.17	2-3	21	5	0	0/1	0	42.1	51	30	29	10	30	8	1	2	.293	5	5	1	1	0		
21 Bright, Trace	6.98	4-4	19	11	0	0/0	0	49.0	53	42	38	18	43	10	1	10	.276	0	4	0	1	0		
-----																								
40 Burkhalter, Blake	1.71	1-0	17	0	0	0/2	0	21.0	14	5	4	16	30	1	0	3	.182	4	3	0	0	0		
26 Mullins, Hayden	2.38	2-0	7	0	0	0/1	0	11.1	10	4	3	4	19	0	0	0	.222	3	1	0	0	0		
33 Morrison, Will	2.75	1-0	18	0	0	0/0	1	19.2	17	7	6	9	15	3	0	1	.239	1	3	0	2	1		
32 Swilling, Carson	3.34	1-2	21	0	0	0/1	2	29.2	28	15	11	14	33	3	1	2	.248	5	4	0	1	1		
29 Skipper, Carson	4.25	2-2	19	0	0	0/2	2	29.2	29	16	14	9	37	4	0	5	.248	6	3	0	1	0		
23 Glavine, Peyton	5.14	1-2	15	2	0	0/1	0	28.0	23	17	16	9	27	5	0	4	.223	0	2	0	0	1		
36 Sokol, Jack	5.40	1-1	5	3	0	0/1	0	11.2	8	7	7	11	9	5	0	1	.222	0	0	0	0	1		
27 Thomas, Seb	6.08	0-1	10	0	0	0/1	0	13.1	13	9	9	6	10	2	0	1	.277	0	2	0	1	1		
14 Fuller, Brooks	8.50	0-0	16	0	0	0/0	0	18.0	24	18	17	17	20	1	1	2	.316	7	3	0	2	0		
28 LaRue, Nate	9.00	0-0	1	0	0	0/0	0	1.0	2	1	1	0	1	0	0	1	.500	0	0	0	0	0		
16 Hill, Cam	19.29	2-0	10	0	0	0/0	0	7.0	14	16	15	11	8	2	1	0	.438	2	2	0	1	0		
Totals	5.24	25-27	52	52	0	4/4	8	463.1	466	301	270	196	455	77	6	58	.261	46	47	4	21	9		
Opponents	6.18	27-25	52	52	0	2/2	12	460.1	514	363	316	230	433	101	9	86	.281	58	34	4	21	16		

PB - Team (9), Dyal, R. 4, Williams, S. 3, LaRue, N. 2, Opp (4). Pickoffs - Team (3), LaRue, N. 1, Gonzalez, J. 1, Burkhalter 1, Opp (4). SBA/ATT - Dyal, R. (22-25), Williams, S. (11-15), Fitts, R. (8-10), LaRue, N. (6-9), Gonzalez, J. (5-6), Sokol, J. (3-5), Owen, J. (4-5), Swilling, C. (4-5), Greenhill, C (3-3), Bright, T. (1-3), Morrison, W. (3-3), Barnett, M. (0-3), Burkhalter (2-2), Glavine, P. (2-2), Mullins, H. (2-2), Skipper, C. (2-2).







# 2021 PITCHING NOTES

### 2021 BULLPEN BY NUMBERS

Total App.....	180
Saves/Opp.....	8/16
IR/IRS.....	117/45
BA Against.....	.270
ERA.....	5.33

### SAVES/OPP

Mason Barnett.....	1/5
Blake Burkhalter.....	0/1
Richard Fitts.....	1/3
Cody Greenhill.....	1/1
Will Morrison.....	1/1
Carson Skipper.....	2/2
Carson Swilling.....	2/3

### INHERITED RUNNERS/SCORED

Mason Barnett.....	9/5
Trace Bright.....	4/2
Blake Burkhalter.....	14/3
Richard Fitts.....	2/1
Brooks Fuller.....	7/5
Peyton Glavine.....	3/2
Joseph Gonzalez.....	11/3
Cody Greenhill.....	2/1
Cam Hill.....	1/1
Will Morrison.....	21/5
Hayden Mullins.....	4/3
Carson Skipper.....	9/3
Jack Sokol.....	4/0
Carson Swilling.....	19/8
Seb Thomas.....	7/3

### 1ST BATTER FACED/RETIRED

Mason Barnett.....	10/5
Trace Bright.....	8/5
Blake Burkhalter.....	17/13
Richard Fitts.....	5/2
Brooks Fuller.....	16/8
Peyton Glavine.....	13/7
Joseph Gonzalez.....	16/13
Cody Greenhill.....	5/3
Cam Hill.....	10/6
Nate LaRue.....	1/1
Will Morrison.....	18/13
Hayden Mullins.....	7/4
Jack Owen.....	2/1
Carson Skipper.....	19/13
Jack Sokol.....	2/1
Carson Swilling.....	21/12
Seb Thomas.....	10/7

### RELIEF ERA

Jack Sokol.....	0.00
Blake Burkhalter.....	1.71
Hayden Mullins.....	2.38
Will Morrison.....	2.75
Joseph Gonzalez.....	3.08
Carson Swilling.....	3.34
Peyton Glavine.....	3.42
Carson Skipper.....	4.25
Seb Thomas.....	6.08
Richard Fitts.....	6.23
Brooks Fuller.....	8.50
Cody Greenhill.....	8.53
Nate LaRue.....	9.00
Mason Barnett.....	9.42
Trace Bright.....	10.66
Cam Hill.....	19.29
Jack Owen.....	23.14

2021 Auburn Baseball  
Team Game-by-Game for Auburn (as of Jan 27, 2022)  
Pitching (All games)

Date	Opponent	ip	h	r	er	bb	so	2b	3b	hr	wp	bk	hbp	do	ibb	score	w-l	sv	era
Feb 19	PRESBYTERIAN	9.0	7	3	2	1	12	1	0	1	1	0	0	0	0	14-3	1-0	0	2.00
Feb 20	PRESBYTERIAN	9.0	8	1	1	4	11	0	0	1	0	0	0	1	0	6-1	2-0	0	1.50
Feb 21	PRESBYTERIAN	10.0	7	1	1	3	10	1	0	0	0	0	1	1	0	2-1	3-0	0	1.29
Feb 23	ALABAMA A&M	7.0	3	2	1	0	10	1	0	0	0	0	0	1	0	18-2	4-0	0	1.29
Feb 24	ALABAMA A&M	9.0	3	0	0	3	13	1	0	0	0	0	1	2	0	33-0	5-0	0	1.02
Feb 26	vs OU	9.2	12	4	4	9	7	0	0	0	1	0	1	2	1	3-4	5-1	0	1.51
Feb 27	vs Baylor	9.0	15	12	11	3	6	0	0	2	3	0	1	3	0	6-12	5-2	0	2.87
Feb 28	vs Texas A&M	9.0	4	1	1	4	4	1	0	0	1	0	0	1	0	6-1	6-2	0	2.64
Mar 05	BOSTON COLLEG	9.0	9	8	7	3	9	3	0	4	0	0	2	1	0	2-8	6-3	0	3.12
Mar 06	BOSTON COLLEG	9.0	3	1	0	4	8	1	0	0	0	0	0	1	0	16-1	7-3	0	2.81
Mar 07	BOSTON COLLEG	10.0	12	11	11	4	8	2	0	2	0	0	1	0	0	9-11	7-4	0	3.52
Mar 09	at UAB	9.0	4	5	4	2	15	1	0	0	3	0	0	0	0	6-5	8-4	0	3.56
Mar 12	LITTLE ROCK	9.0	3	0	0	1	11	2	0	0	0	1	0	0	0	7-0	9-4	0	3.29
Mar 13	LITTLE ROCK	9.0	4	0	0	2	13	0	0	0	0	0	1	2	0	6-0	10-4	0	3.06
Mar 14	LITTLE ROCK	9.0	15	12	12	1	8	1	1	2	0	1	1	1	0	6-12	10-5	0	3.65
Mar 16	at Lipscomb	9.0	8	7	6	6	9	2	0	2	0	0	0	0	0	9-7	11-5	1	3.79
*Mar 19	at Ole Miss	8.0	5	1	1	1	4	1	0	1	0	0	0	1	0	0-1	11-6	1	3.66
*Mar 20	at Ole Miss	8.0	10	6	4	8	10	3	0	0	3	1	1	1	1	5-6	11-7	1	3.70
*Mar 21	at Ole Miss	8.0	16	19	18	11	6	4	0	1	0	0	1	1	0	11-19	11-8	1	4.48
*Mar 26	KENTUCKY	10.0	11	8	7	4	7	3	0	2	2	0	2	0	0	6-8	11-9	1	4.58
*Mar 27	KENTUCKY	9.0	10	7	7	1	12	1	0	3	0	0	2	0	0	6-7	11-10	1	4.70
*Mar 27	KENTUCKY	9.0	11	6	5	8	2	0	0	1	0	0	1	0	0	4-6	11-11	1	4.76
*Apr 01	at Arkansas	9.0	4	1	1	1	5	0	0	1	1	0	0	2	0	2-1	12-11	2	4.59
*Apr 02	at Arkansas	8.0	7	6	6	6	6	1	1	0	3	1	1	1	0	5-6	12-12	2	4.68
*Apr 03	at Arkansas	9.1	8	6	6	12	3	1	0	0	0	0	2	4	1	5-6	12-13	2	4.72
*Apr 09	MISSISSIPPI STAT	9.0	8	6	4	3	9	3	0	2	2	0	1	1	0	5-6	12-14	2	4.69
*Apr 10	MISSISSIPPI STAT	9.0	11	7	7	3	6	1	0	3	1	0	1	3	0	2-7	12-15	2	4.78
*Apr 11	MISSISSIPPI STAT	9.0	17	19	19	9	4	2	1	1	5	0	5	2	0	10-19	12-16	2	5.29
Apr 13	at Georgia Tech	9.0	4	3	3	4	5	0	0	1	2	0	1	2	0	7-3	13-16	2	5.21
*Apr 15	at Alabama	9.0	12	8	7	2	13	0	0	3	0	0	0	0	0	7-8	13-17	2	5.27
*Apr 16	at Alabama	9.0	9	4	3	1	11	0	0	0	3	0	1	1	0	5-4	14-17	3	5.20
*Apr 17	at Alabama	8.1	16	10	10	3	9	3	0	3	4	0	1	0	1	9-10	14-18	3	5.36
Apr 20	SAMFORD	9.0	8	4	4	2	12	1	0	2	0	0	0	2	0	6-4	15-18	4	5.32
Apr 21	JSU	10.0	11	7	7	3	8	0	1	2	0	0	2	2	0	8-7	16-18	4	5.35
*Apr 23	FLORIDA	9.0	10	4	4	2	9	1	1	1	0	0	0	1	0	2-4	16-19	4	5.31
*Apr 25	FLORIDA	7.0	8	8	6	4	6	4	0	1	1	0	1	1	0	10-8	17-19	5	5.37
*Apr 25	FLORIDA	7.0	10	6	5	1	8	1	0	2	1	0	0	1	0	4-6	17-20	5	5.39
*Apr 29	at Georgia	8.0	7	4	4	3	9	3	0	1	0	0	0	0	0	0-4	17-21	5	5.37
*Apr 30	at Georgia	14.0	15	6	5	2	11	1	0	2	0	0	0	2	0	10-6	18-21	5	5.28
*May 01	at Georgia	9.0	11	7	7	4	11	3	0	1	2	0	1	2	0	9-7	19-21	6	5.32
*May 06	LSU	9.0	11	8	8	4	8	2	1	0	1	0	2	1	1	3-8	19-22	6	5.39
*May 07	LSU	9.0	11	9	7	4	8	1	0	1	0	0	3	0	0	6-9	19-23	6	5.43
*May 08	LSU	9.0	2	1	1	5	12	0	0	1	0	0	1	0	0	2-1	20-23	6	5.33
May 12	at Samford	8.0	7	6	6	8	9	3	0	1	0	0	1	1	0	1-6	20-24	6	5.35
*May 14	TEXAS A&M	9.0	9	4	4	1	7	1	0	2	0	0	1	0	0	5-4	21-24	6	5.32
*May 15	TEXAS A&M	9.0	10	11	6	10	12	2	0	0	2	0	4	0	1	9-11	21-25	6	5.34
*May 16	TEXAS A&M	9.0	10	5	2	0	9	2	0	1	0	0	2	1	0	8-5	22-25	7	5.27
May 18	NORTH ALABAMA	9.0	11	6	6	9	7	3	0	1	0	0	0	0	0	14-6	23-25	7	5.28
*May 20	at MIZZOU	9.0	10	6	4	3	9	2	0	2	1	0	0	2	0	15-6	24-25	7	5.26
*May 21	at MIZZOU	9.0	3	0	0	1	8	0	0	0	0	0	0	1	0	3-0	25-25	8	5.15
*May 22	at MIZZOU	8.0	14	7	7	3	8	2	0	0	1	0	1	0	0	6-7	25-26	8	5.20
May 25	vs Ole Miss	8.0	12	7	7	3	12	3	0	2	1	0	0	0	0	4-7	25-27	8	5.24
Totals		463.1	466	301	270	196	455	77	6	58	46	4	47	53	6	363-301	25-27	8	5.24

### AUBURN STARTING PITCHER BREAKDOWN

Starter	GS	Quality Starts	Run Support	RS/Start	Auburn Record
T. Bright	11	1	51	4.6	6-5
J. Owen	9	3	27	3.0	3-6
C. Greenhill	8	2	24	3.0	3-5
R. Fitts	8	2	13	1.6	5-3
M. Barnett	6	1	25	4.2	4-2
J. Gonzalez	5	0	14	2.8	1-4
J. Sokol	3	0	26	8.7	2-1
P. Glavine	2	0	2	1.0	1-1

### Auburn Overall Rankings

Category	Rank	No.
ERA	13th	5.24
Opp BA	11th	.261
Hits Allowed	5th	466
Walks	5th	196
Strikeouts	13th	455

### Auburn SEC-Only Rankings

Category	Rank	No.
ERA	11th	5.96
Opp BA	10th	.282
Hits Allowed	11th	296
Walks	6th	112
Strikeouts	13th	265

### AUBURN PITCHING BREAKDOWN

	W-L	ERA	IP	H	R	ER	BB	K	HR	AVG	W-L	ERA	IP	H	R	ER	BB	K	HR	AVG	
STARTERS	13-12	5.15	216.2	206	140	124	70	186	29	.251	HOME	15-14	5.04	259.0	253	165	145	96	265	35	.256
RELIEVERS	12-15	5.33	246.2	260	161	146	126	269	29	.270	ROAD	9-10	5.44	168.2	170	112	102	81	161	19	.261
TOTALS	25-27	5.24	463.1	466	301	270	196	455	58	.261	NEUT.	1-3	5.80	35.2	43	24	23	19	29	4	.303



2021 HITTING NOTES

2021 MULTI-HIT GAMES

Table with columns: Player, 2, 3, 4, 5+, Total. Lists players like Ryan Bliss, Tyler Miller, Rankin Woley, etc.

CAREER MULTI-HIT GAMES

Table with columns: Player, 2, 3, 4, 5+, Total. Lists career stats for players like Ryan Bliss, Rankin Woley, etc.

2021 MULTI-RBI GAMES

Table with columns: Player, 2, 3, 4, 5+, Total. Lists players like Tyler Miller, Ryan Bliss, Steven Williams, etc.

CAREER MULTI-RBI GAMES

Table with columns: Player, 2, 3, 4, 5+, Total. Lists career stats for players like Steven Williams, Ryan Bliss, etc.

CAREER STARTS

Table with columns: Player, Career, Consec. Lists career start stats for players like Steven Williams, Judd Ward, etc.

TEAM NOTES

Table comparing Auburn Overall SEC Rankings and Auburn SEC-Only Rankings across categories like Avg., Hits, 2B, HR, BB.

2021 AUBURN HOME RUNS

Main table listing home runs by player, opponent, date, and pitcher. Columns include No., Player (#), Opponent (Date), On Outs Inn., and Pitcher.

HITTING STREAKS

Table showing hitting streaks for current season, '21, and Career for players like Ryan Bliss, Brayton Brown, etc.

REACHED BASE STREAKS

Table showing reached base streaks for current season, '21, and Career for players like Ryan Bliss, Brayton Brown, etc.

BUNT HITS

Table showing bunt hits for players like Brody Moore, Judd Ward, etc.

SAC BUNTS

Table showing sac bunts for players like Kason Howell, Tyler Miller, etc.

SAC FLIES

Table showing sac flies for players like Tyler Miller, Josh Hall, etc.

OUTFIELD ASSISTS

Table showing outfield assists for players like Kason Howell, Steven Williams, etc.

PINCH HITS

Table showing pinch hits for players like Cam Hill, Bobby Peirce, etc.







2021 GAME-BY-GAME HITTING

2021 Auburn Baseball  
Team Game-by-Game for Auburn (as of Jan 27, 2022)  
Batting (All games)

Date	Opponent	ab	r	h	rbi	2b	3b	hr	tb	bb	ibb	sb	cs	hbp	sac	sf	qdp	k	po	a	e	lob	avg
Feb 19	PRESBYTERIAN	39	14	14	14	1	1	2	23	6	0	1	1	1	0	0	0	6	27	4	1	8	.359
Feb 20	PRESBYTERIAN	35	6	11	5	2	0	3	22	0	0	1	0	1	0	0	0	7	27	7	0	6	.338
Feb 21	PRESBYTERIAN	32	2	8	2	2	0	0	10	6	0	1	1	1	1	1	0	6	30	14	2	11	.311
Feb 23	ALABAMA A&M	32	18	14	16	2	1	3	27	12	0	2	0	1	0	2	0	7	21	8	2	11	.341
Feb 24	ALABAMA A&M	48	33	27	33	11	2	1	45	11	1	3	0	4	0	4	0	5	27	10	0	10	.398
Feb 26	vs OU	38	3	11	2	1	0	2	18	3	0	0	0	0	0	0	3	7	29	10	1	8	.379
Feb 27	vs Baylor	35	6	9	6	1	1	1	15	9	0	2	0	0	0	0	1	7	27	13	1	12	.363
Feb 28	vs Texas A&M	35	6	12	5	2	0	0	14	5	0	4	2	0	1	0	1	6	27	12	0	8	.361
Mar 05	BOSTON COLLEG	35	2	7	2	1	0	0	8	4	0	0	0	0	0	1	0	6	27	6	1	11	.343
Mar 06	BOSTON COLLEG	36	16	11	16	1	0	4	24	7	0	0	0	2	0	0	0	8	27	11	1	5	.340
Mar 07	BOSTON COLLEG	40	9	13	9	2	0	1	18	5	1	2	1	0	1	0	1	8	30	12	1	7	.338
Mar 09	at UAB	31	6	6	4	2	0	0	8	8	0	0	0	1	0	1	2	5	27	7	1	8	.328
Mar 12	LITTLE ROCK	30	7	8	6	1	0	2	15	4	0	1	0	0	1	0	2	7	27	8	0	4	.324
Mar 13	LITTLE ROCK	33	6	9	6	3	0	0	12	3	0	3	1	1	0	0	0	5	27	5	0	7	.321
Mar 14	LITTLE ROCK	38	6	13	6	1	0	2	20	1	0	0	0	0	0	1	1	6	27	6	1	7	.322
Mar 16	at Lipscomb	37	9	12	9	0	0	4	24	4	0	0	1	0	0	0	1	9	27	7	1	5	.322
*Mar 19	at Ole Miss	32	0	5	0	1	0	0	6	1	0	0	0	0	0	0	0	14	24	11	0	6	.314
*Mar 20	at Ole Miss	38	5	11	5	1	0	3	21	1	0	0	0	1	0	0	0	12	24	6	1	8	.312
*Mar 21	at Ole Miss	41	11	15	11	2	0	1	20	3	0	0	0	1	0	1	1	10	24	10	1	8	.315
*Mar 26	KENTUCKY	39	6	11	6	3	0	2	20	4	1	0	1	2	0	1	0	7	30	7	2	10	.314
*Mar 27	KENTUCKY	33	6	7	5	2	0	1	12	9	0	0	1	1	1	0	0	9	27	5	1	11	.309
*Mar 27	KENTUCKY	33	4	10	4	2	0	0	12	5	2	0	1	0	0	0	3	8	27	16	0	7	.309
*Apr 01	at Arkansas	34	2	8	2	0	0	1	11	2	0	1	0	0	1	1	0	16	27	11	0	9	.306
*Apr 02	at Arkansas	37	5	10	5	1	0	2	17	2	0	0	0	1	0	0	0	8	24	7	1	8	.304
*Apr 03	at Arkansas	32	5	4	5	0	0	2	10	4	0	1	0	0	1	0	1	3	28	14	1	2	.298
*Apr 09	MISSISSIPPI STAT	35	5	7	4	0	0	2	13	4	0	0	1	1	0	0	0	12	27	10	2	8	.294
*Apr 10	MISSISSIPPI STAT	33	2	7	2	1	0	1	11	0	0	0	0	0	0	0	0	10	27	10	1	4	.291
*Apr 11	MISSISSIPPI STAT	36	10	11	10	2	0	3	22	8	0	0	0	0	0	1	1	12	27	13	1	8	.292
Apr 13	at Georgia Tech	32	7	6	7	1	0	2	13	8	0	0	0	0	0	0	0	7	27	12	1	6	.289
*Apr 15	at Alabama	42	7	11	7	3	1	3	25	1	0	0	0	1	0	0	0	8	27	7	1	7	.288
*Apr 16	at Alabama	34	5	9	4	1	0	3	19	4	0	1	2	0	1	0	1	10	27	9	1	7	.287
*Apr 17	at Alabama	36	9	14	9	3	0	0	17	7	1	1	0	0	1	2	2	9	25	8	0	10	.290
Apr 20	SAMFORD	30	6	6	6	2	0	3	17	6	1	0	0	0	0	0	0	11	27	8	1	6	.288
Apr 21	JSU	38	8	12	7	6	1	1	23	8	0	1	0	0	1	0	0	9	30	11	2	11	.289
*Apr 23	FLORIDA	37	2	11	2	1	0	1	15	2	1	1	0	0	0	0	0	10	27	10	0	10	.289
*Apr 25	FLORIDA	33	10	13	9	2	0	3	24	2	0	0	0	1	0	0	0	4	21	9	1	8	.292
*Apr 25	FLORIDA	25	4	5	4	0	0	0	5	4	0	0	0	1	0	0	1	3	21	12	1	5	.290
*Apr 29	at Georgia	27	0	2	0	0	0	0	2	2	0	0	0	0	0	0	1	10	24	6	1	2	.285
*Apr 30	at Georgia	53	10	13	10	4	0	3	26	3	0	0	0	1	1	0	1	7	42	14	1	6	.284
*May 01	at Georgia	37	9	13	9	2	1	0	17	4	0	0	2	1	0	1	0	9	27	9	0	7	.286
*May 06	LSU	33	3	9	3	5	0	2	20	3	0	0	0	1	0	0	2	12	27	13	0	7	.285
*May 07	LSU	37	6	10	6	3	0	4	25	5	1	1	1	1	0	0	0	7	27	9	2	10	.285
*May 08	LSU	29	2	6	2	0	0	1	9	1	1	1	0	0	1	0	1	7	27	7	2	5	.284
May 12	at Samford	30	1	3	1	1	0	1	7	3	0	0	1	0	0	0	0	13	24	9	0	5	.280
*May 14	TEXAS A&M	28	5	7	5	1	0	2	14	3	0	0	0	2	2	1	1	8	27	9	0	7	.279
*May 15	TEXAS A&M	36	9	11	8	1	0	6	30	7	0	1	0	1	1	0	0	9	27	6	2	9	.280
*May 16	TEXAS A&M	34	8	9	6	2	0	0	11	9	1	1	0	2	0	0	1	5	27	8	2	13	.280
May 18	NORTH ALABAMA	40	14	16	14	5	1	3	32	2	0	0	0	0	0	0	1	13	27	14	0	4	.283
*May 20	at MIZZOU	41	15	14	15	4	0	3	27	8	0	2	0	2	0	1	0	11	27	9	2	10	.284
*May 21	at MIZZOU	30	3	4	2	1	0	1	8	3	0	0	0	1	0	0	2	8	27	7	0	4	.281
*May 22	at MIZZOU	36	6	12	4	4	0	0	16	1	0	0	1	0	1	2	0	7	24	9	0	7	.282
May 25	vs Ole Miss	33	4	7	4	1	0	1	11	3	0	0	0	0	0	0	1	10	24	4	1	5	.281
Totals		1828	363	514	344	101	9	86	891	230	11	32	18	34	16	21	33	433	1390	479	45	388	.281



## 2021 Auburn Baseball Game Results for Auburn (as of Jan 27, 2022) (All games)



Date	Opponent	Score	Inns	Overall	SEC	Pitcher of record	Attend	Time
Feb 19, 2021	PRESBYTERIAN	w 14-3	9	1-0-0	0-0-0	Greenhill, C (W 1-0)	850	2:45
Feb 20, 2021	PRESBYTERIAN	w 6-1	9	2-0-0	0-0-0	Mullins, H. (W 1-0)	850	2:44
Feb 21, 2021	PRESBYTERIAN	w 2-1	(10)	3-0-0	0-0-0	Hill, C. (W 1-0)	850	3:02
Feb 23, 2021	ALABAMA A&M	w 18-2	7	4-0-0	0-0-0	Bright, T. (W 1-0)	850	2:27
Feb 24, 2021	ALABAMA A&M	w 33-0	9	5-0-0	0-0-0	Sokol, J. (W 1-0)	850	3:14
Feb 26, 2021	vs OU	L 3-4	(10)	5-1-0	0-0-0	Thomas, S. (L 0-1)	0	3hr4
Feb 27, 2021	vs Baylor	L 6-12	9	5-2-0	0-0-0	Fitts, R. (L 0-1)	0	3:15
Feb 28, 2021	vs Texas A&M	w 6-1	9	6-2-0	0-0-0	Bright, T. (W 2-0)	0	2hr5
Mar 05, 2021	#18 BOSTON COLLEGE	L 2-8	9	6-3-0	0-0-0	Fitts, R. (L 0-2)	850	2:59
Mar 06, 2021	#18 BOSTON COLLEGE	w 16-1	9	7-3-0	0-0-0	Barnett, M. (W 1-0)	850	2:44
Mar 07, 2021	#18 BOSTON COLLEGE	L 9-11	(10)	7-4-0	0-0-0	Glavine, P. (L 0-1)	850	3:30
Mar 09, 2021	at UAB	w 6-5	9	8-4-0	0-0-0	Mullins, H. (W 2-0)	1954	3:13
Mar 12, 2021	LITTLE ROCK	w 7-0	9	9-4-0	0-0-0	Greenhill, C (W 2-0)	850	2:15
Mar 13, 2021	LITTLE ROCK	w 6-0	9	10-4-0	0-0-0	Barnett, M. (W 2-0)	850	2:31
Mar 14, 2021	LITTLE ROCK	L 6-12	9	10-5-0	0-0-0	Bright, T. (L 2-1)	850	3:38
Mar 16, 2021	at Lipscomb	w 9-7	9	11-5-0	0-0-0	Swilling, C. (W 1-0)	417	2:52
* Mar 19, 2021	at #4 Ole Miss	L 0-1	9	11-6-0	0-1-0	Gonzalez, J. (L 0-1)	9358	2:12
* Mar 20, 2021	at #4 Ole Miss	L 5-6	9	11-7-0	0-2-0	Barnett, M. (L 2-1)	10304	3:36
* Mar 21, 2021	at #4 Ole Miss	L 11-19	9	11-8-0	0-3-0	Bright, T. (L 2-2)	8725	3:50
* Mar 26, 2021	KENTUCKY	L 6-8	(10)	11-9-0	0-4-0	Fitts, R. (L 0-3)	850	4:35
* Mar 27, 2021	KENTUCKY-1	L 6-7	9	11-10-0	0-5-0	Owen, J. (L 0-1)	850	3:21
* Mar 27, 2021	KENTUCKY-2	L 4-6	9	11-11-0	0-6-0	Gonzalez, J. (L 0-2)	850	3:24
* Apr 01, 2021	at #1 Arkansas	w 2-1	9	12-11-0	1-6-0	Greenhill, C (W 3-0)	4692	2:18
* Apr 02, 2021	at #1 Arkansas	L 5-6	9	12-12-0	1-7-0	Swilling, C. (L 1-1)	6585	3:07
* Apr 03, 2021	at #1 Arkansas	L 5-6	(10)	12-13-0	1-8-0	Bright, T. (L 2-3)	6585	3:12
* Apr 09, 2021	#4 MISSISSIPPI STATE	L 5-6	9	12-14-0	1-9-0	Skipper, C. (L 0-1)	850	3:04
* Apr 10, 2021	#4 MISSISSIPPI STATE	L 2-7	9	12-15-0	1-10-0	Owen, J. (L 0-2)	1267	2:38
* Apr 11, 2021	#4 MISSISSIPPI STATE	L 10-19	9	12-16-0	1-11-0	Gonzalez, J. (L 0-3)	1126	3:47
Apr 13, 2021	at #20 Georgia Tech	w 7-3	9	13-16-0	1-11-0	Bright, T. (W 3-3)	713	2:41
* Apr 15, 2021	at Alabama	L 7-8	(10)	13-17-0	1-12-0	Skipper, C. (L 0-2)	2003	2:50
* Apr 16, 2021	at Alabama	w 5-4	9	14-17-0	2-12-0	Owen, J. (W 1-2)	2630	2:36
* Apr 17, 2021	at Alabama	L 9-10	9	14-18-0	2-13-0	Barnett, M. (L 2-2)	2630	3:19
Apr 20, 2021	SAMFORD	w 6-4	9	15-18-0	2-13-0	Glavine, P. (W 1-1)	1111	2:38
Apr 21, 2021	JSU	w 8-7	(10)	16-18-0	2-13-0	Hill, C. (W 2-0)	920	3:40
* Apr 23, 2021	#10 FLORIDA	L 2-4	9	16-19-0	2-14-0	Bright, T. (L 3-4)	1551	2:52
* Apr 25, 2021	#10 FLORIDA-1	w 10-8	7	17-19-0	3-14-0	Gonzalez, J. (W 1-3)	1137	2:49
* Apr 25, 2021	#10 FLORIDA-2	L 4-6	7	17-20-0	3-15-0	Barnett, M. (L 2-3)	1535	2:19
* Apr 29, 2021	at #20 Georgia	L 0-4	9	17-21-0	3-16-0	Owen, J. (L 1-3)	664	2:23
* Apr 30, 2021	at #20 Georgia	w 10-6	(14)	18-21-0	4-16-0	Morrison, W. (W 1-0)	664	4:31
* May 01, 2021	at #20 Georgia	w 9-7	9	19-21-0	5-16-0	Bright, T. (W 4-4)	664	3:23
* May 06, 2021	LSU	L 3-8	9	19-22-0	5-17-0	Owen, J. (L 1-4)	1511	3:11
* May 07, 2021	LSU	L 6-9	9	19-23-0	5-18-0	Glavine, P. (L 1-2)	1305	3:46
* May 08, 2021	LSU	w 2-1	9	20-23-0	6-18-0	Skipper, C. (W 1-2)	1775	2:41
May 12, 2021	at Samford	L 1-6	9	20-24-0	6-18-0	Sokol, J. (L 1-1)	1787	2:48
* May 14, 2021	TEXAS A&M	w 5-4	9	21-24-0	7-18-0	Skipper, C. (W 2-2)	1557	3:00
* May 15, 2021	TEXAS A&M	L 9-11	9	21-25-0	7-19-0	Swilling, C. (L 1-2)	1673	4:26
* May 16, 2021	TEXAS A&M	w 8-5	9	22-25-0	8-19-0	Gonzalez, J. (W 2-3)	1530	3:23
May 18, 2021	NORTH ALABAMA	w 14-6	9	23-25-0	8-19-0	Burkhalter (W 1-0)	1233	3:09
* May 20, 2021	at MIZZOU	w 15-6	9	24-25-0	9-19-0	Owen, J. (W 2-4)	871	3:42
* May 21, 2021	at MIZZOU	w 3-0	9	25-25-0	10-19-0	Fitts, R. (W 1-3)	881	2:27
* May 22, 2021	at MIZZOU	L 6-7	9	25-26-0	10-20-0	Barnett, M. (L 2-4)	903	3:14
May 25, 2021	vs Ole Miss	L 4-7	9	25-27-0	10-20-0	Owen, J. (L 2-5)	7750	3:01

( ) extra inning game







# 2021 SUPERLATIVES & MISCELLANEOUS STATS

## STARTS BY POSITION

### STARTING PITCHER

Trace Bright	11	6-5
Jack Owen	9	3-6
Cody Greenhill	8	3-5
Richard Fitts	8	5-3
Mason Barnett	6	4-2
Jospeh Gonzalez	5	1-4
Jack Sokol	3	2-1
Peyton Glavine	2	1-1

### CATCHER

Ryan Dyal	22	12-10
Steven Williams	20	9-11
Nate LaRue	10	4-6

### FIRST BASE

Tyler Miller	48	21-27
J.S. Shenker	2	2-0
Bryson Ware	2	2-0

### SECOND BASE

Brody Moore	48	22-26
Garrett Farquhar	4	3-1

### THIRD BASE

Rankin Woley	47	21-26
Tyler Miller	2	2-0

### SHORTSTOP

Ryan Bliss	50	23-27
Cole Foster	1	1-0
Brody Moore	1	1-0

### LEFT FIELD

Judd Ward	43	20-23
Steven Williams	4	3-1
Josh Hall	3	2-1
Brayton Brown	2	1-1

### CENTER FIELD

Kason Howell	51	24-27
Josh Hall	1	1-0

### RIGHT FIELD

Bryson Ware	25	11-14
Steven Williams	20	10-10
Josh Hall	6	4-2
Bobby Peirce	1	0-1

### DESIGNATED HITTER

Cam Hill	30	14-16
Bryson Ware	10	5-5
Cole Foster	3	1-2
Brayton Brown	2	1-1
Steven Williams	2	2-0
Garrett Farquhar	1	0-1
Tyler Miller	1	1-0
Bobby Peirce	1	0-1
J.S. Shenker	1	0-1
Judd Ward	1	1-0

## 2021 AUBURN & OPPONENT HIGHS

### TEAM BATTING

AUBURN	OPPONENT	
Runs in a game	33, vs. AAMU (2/24)	19, two times
Runs in an inning	14, vs. AAMU [4th] (2/24)	10, MSU [1st] (4/11)
Most Hits in a game	27, vs. AAMU (2/24)	17, MSU (4/11)
Fewest Hits in a game	2, at Georgia (4/29)	2, LSU (5/8)
Hits in an inning	8, two times	7, MSU [1st] (4/11)
2B in a game	11, vs. AAMU (2/24)	4, two times
3B in a game	2, vs. AAMU (2/24)	1, five times
HR in a game	6, va. TAMU (5/15)	4, BC (3/5)
SB in a game	4, vs. Texas A&M (2/28)	4, Kentucky (3/26)
LOB in a game	12, vs. Baylor (2/27)	15, Oklahoma (2/26)
K in a game	16, at Arkansas (4/1)	15, UAB (3/9)
BB in a game	12, vs. AAMU (2/23)	12, Arkansas (4/3)

### TEAM PITCHING

AUBURN	OPPONENT	
K in a game	15, at UAB (3/9)	16, Arkansas (4/1)
BB in a game	12, at Arkansas (4/3)	12, AAMU (2/23)
Pitchers used	8, vs. MSU (4/11)	7, three times
Total Quality Starts	9	12

### TEAM FIELDING

AUBURN	OPPONENT	
Errors in a game	2, 10 times	4, Texas A&M (5/16)
DP turned in a game	4, at Arkansas (4/3)	3, two times

### IND. BATTING

AUBURN	OPPONENT	
Hits in a game	4, seven times	4, four times
Runs in a game	6, Ware vs. AAMU (2/24)	4, James [MSU] (4/11)
2B in a game	3, Bliss vs. LSU (5/6)	2, five times
3B in a game	1, nine times	1, six times
HR in a game	2, six times	2, four times
RBI in a game	7, Moore vs. AAMU (2/24)	5, two times
XBH in a game	3, four times	2, 16 times
SB in a game	2, Hall vs. AAMU (2/23)	2, three times
BB in a game	3, seven times	3, six times
HBP in a game	2, Woley vs. BC (3/6)	4, Jordan [MSU] (4/11)
K in a game	4, two times	4, three times
Hitting Streak	12, Woley (2/28-3/21)	3, 21 times
Consec. G w/HR	3, Williams (4/13-16)	Allen, James [MSU] (4/9-10)

### IND. PITCHING

AUBURN	OPPONENT	
K by a starter	9, Barnett vs. LR (3/13)	13, Hoglund [OM] (3/19)
K by a reliever	8, Mullins at UAB (3/9)	8, Koppes [AR] (4/1)
BB by a starter	5, Gonzalez at AR (4/3)	5, Bohannon [UAB] (3/9)
BB by a reliever	5, Barnett at AR (4/3)	5, Stewart [AAMU] (2/23)
IP by a starter	8.0, Fitts at MIZ (5/21)	8.0, Hoglund [OM] (3/19)
IP by a reliever	4.0, Mullins at UAB (3/9)	6.0, Godman [OU] (2/26)

### MISCELLANEOUS

AUBURN	OPPONENT
Biggest comeback win	4, vs. Florida (4/25)
Biggest blown lead loss	8, vs. BC (3/7)
Largest margin of victory	33, vs. AAMU (2/24)
Largest margin of defeat	9, vs. Mississippi State (4/11)
Longest game, Time	4:35, vs. Kentucky (3/26)
Longest game, Time (9 inn)	4:26, vs. Texas A&M (5/15)
Shortest game, Time (9 inn)	2:12, at Ole Miss (3/19)
Longest game, Innings	14, at Georgia (4/30)
Largest crowd, Home	1,775, vs. LSU (5/8)
Largest crowd, Road	10,304, at Ole Miss (3/20)
Largest crowd, Neutral	7,750, vs. Ole Miss (5/25)

## STARTS BY ORDER

### LEADOFF

Ryan Bliss	36	14-22
Judd Ward	10	7-3
Josh Hall	2	2-0
Kason Howell	2	1-1
Steven Williams	2	1-1

### 2ND SPOT

Tyler Miller	19	10-9
Ryan Bliss	14	9-5
Judd Ward	12	2-10
Brody Moore	5	2-3
Josh Hall	2	2-0

### 3RD SPOT

Rankin Woley	32	12-20
Steven Williams	8	5-3
Bryson Ware	7	5-2
Tyler Miller	4	2-2
Brody Moore	1	1-0

### CLEANUP

Steven Williams	22	13-9
Rankin Woley	17	11-6
Tyler Miller	10	0-10
Brody Moore	2	1-1
Cam Hill	1	1-0

### 5TH SPOT

Brody Moore	27	12-15
Tyler Miller	11	7-4
Kason Howell	4	1-3
Judd Ward	3	2-1
Bryson Ware	3	1-2
Steven Williams	2	1-1
Cam Hill	1	1-0
Rankin Woley	1	0-1

### 6TH SPOT

Bryson Ware	15	7-8
Cam Hill	15	8-7
Kason Howell	7	3-4
Steven Williams	4	2-2
Tyler Miller	3	2-1
Judd Ward	3	2-1
Brody Moore	2	1-1
Brayton Brown	1	0-1
Ryan Dyal	1	0-1
Josh Hall	1	0-1

### 7TH SPOT

Kason Howell	19	12-7
Cam Hill	11	3-8
Steven Williams	5	2-3
Bryson Ware	5	2-3
Judd Ward	3	2-1
Ryan Dyal	2	1-1
Bobby Peirce	2	0-2
Brayton Brown	1	0-1
Nate LaRue	1	0-1
Tyler Miller	1	1-0
Brody Moore	1	1-0
J.S. Shenker	1	1-0

### 8TH SPOT

Kason Howell	11	3-8
Judd Ward	11	5-6
Ryan Dyal	7	5-2
Brody Moore	6	4-2
Bryson Ware	5	2-3
Nate LaRue	3	2-1
Steven Williams	3	0-3
Josh Hall	2	2-0
Cam Hill	2	1-1
Garrett Farquhar	1	1-0
J.S. Shenker	1	0-1

### 9TH SPOT

Ryan Dyal	12	6-6
Kason Howell	8	4-4
Nate LaRue	6	2-4
Brody Moore	5	2-3
Judd Ward	5	3-2
Garrett Farquhar	4	2-2
Cole Foster	4	2-2
Josh Hall	3	1-2
Brayton Brown	2	1-1
Bryson Ware	2	1-1
J.S. Shenker	1	1-0



## 2021 STARTING LINEUPS

DATE	OPP	1	2	3	4	5	6	7	8	9	SP
2/19	Presbyterian	Ward	Bliss	Ware	Woley	Miller	Williams	Howell	Hall	Moore	Greenhill
2/20	Presbyterian	Ward	Bliss	Ware	Woley	Williams	Howell	Shenker	LaRue	Farquhar	Fitts
2/21	Presbyterian	Ward	Bliss	Ware	Woley	Miller	Williams	Howell	Hall	Moore	Barnett
2/23	Alabama A&M	Ward	Hall	Ware	Williams	Moore	Hill	Miller	LaRue	Foster	Bright
2/24	Alabama A&M	Ward	Hall	Ware	Williams	Moore	Miller	Howell	Dyal	Farquhar	Sokol
2/26	vs. Oklahoma	Ward	Bliss	Ware	Williams	Woley	Miller	Howell	Hill	Moore	Greenhill
2/27	vs. Baylor	Ward	Bliss	Ware	Woley	Miller	Howell	Peirce	LaRue	Moore	Fitts
2/28	vs. Texas A&M	Williams	Bliss	Moore	Woley	Ware	Miller	Howell	Howell	Brown	Bright
3/5	Boston College	Williams	Bliss	Miller	Woley	Ware	Hall	Howell	Dyal	Moore	Fitts
3/6	Boston College	Howell	Bliss	Williams	Woley	Miller	Ware	Hill	Moore	Hall	Barnett
3/7	Boston College	Howell	Bliss	Williams	Woley	Miller	Ware	Hill	Moore	Hall	Bright
3/9	at UAB	Ward	Bliss	Williams	Woley	Miller	Ware	Moore	Dyal	Howell	Gonzalez
3/12	Little Rock	Ward	Bliss	Williams	Woley	Miller	Ware	Hill	Moore	Howell	Greenhill
3/13	Little Rock	Hall	Bliss	Williams	Woley	Miller	Ware	Hill	Moore	Howell	Barnett
3/14	Little Rock	Bliss	Moore	Williams	Woley	Miller	Brown	Hill	Howell	LaRue	Bright
3/16	Lipscomb	Hall	Bliss	Williams	Woley	Miller	Ware	Ward	Moore	Howell	Glavine
3/19	at Ole Miss*	Ward	Bliss	Williams	Woley	Miller	Ware	Hill	Moore	Howell	Greenhill
3/20	at Ole Miss*	Bliss	Ward	Woley	Miller	Moore	Williams	Hill	Howell	Hall	Barnett
3/21	at Ole Miss*	Bliss	Ward	Woley	Miller	Moore	Williams	Dyal	Howell	Foster	Bright
3/26	Kentucky*	Bliss	Ward	Woley	Miller	Moore	Ware	Brown	Williams	Howell	Greenhill
3/27	Kentucky*	Bliss	Moore	Woley	Miller	Howell	Ward	Peirce	Shenker	LaRue	Barnett
3/27	Kentucky*	Bliss	Ward	Woley	Miller	Williams	Moore	Hill	Howell	Dyal	Gonzalez
4/1	at Arkansas*	Bliss	Moore	Miller	Woley	Ward	Howell	Williams	Ware	LaRue	Greenhill
4/2	at Arkansas*	Bliss	Ward	Woley	Miller	Moore	Hill	Howell	Williams	Dyal	Owen
4/3	at Arkansas*	Bliss	Ward	Woley	Miller	Moore	Howell	Williams	Ware	LaRue	Gonzalez
4/9	Mississippi State*	Bliss	Ward	Woley	Miller	Moore	Ware	Williams	Howell	Dyal	Greenhill
4/10	Mississippi State*	Bliss	Ward	Woley	Miller	Moore	Hill	Ware	Williams	Howell	Owen
4/11	Mississippi State*	Bliss	Ward	Woley	Miller	Moore	Hill	Ware	Dyal	Howell	Gonzalez
4/13	at Georgia Tech	Bliss	Moore	Miller	Woley	Ward	Ware	Williams	Howell	Foster	Bright
4/16	at Alabama*	Bliss	Moore	Miller	Woley	Ward	Ware	Williams	Howell	Foster	Greenhill
4/17	at Alabama*	Bliss	Miller	Woley	Williams	Moore	Ward	Howell	Hill	Ware	Owen
4/18	at Alabama*	Bliss	Miller	Woley	Williams	Moore	Howell	Hill	Ware	Ward	Gonzalez
4/20	Samford	Bliss	Miller	Woley	Williams	Moore	Ward	Ware	Howell	Shenker	Bright
4/21	Jacksonville State	Bliss	Miller	Woley	Williams	Moore	Hill	Howell	Ward	Dyal	Barnett
4/23	Florida*	Bliss	Miller	Woley	Williams	Moore	Hill	Howell	Ward	Ware	Owen
4/24	Florida*	Bliss	Miller	Woley	Williams	Moore	Hill	Howell	Ward	Dyal	Fitts
4/25	Florida*	Bliss	Miller	Woley	Williams	Moore	Ware	Hill	Howell	Brown	Glavine
4/30	at Georgia*	Bliss	Miller	Woley	Williams	Moore	Ware	Hill	Howell	Ward	Owen
5/1	at Georgia*	Bliss	Miller	Woley	Williams	Moore	Hill	Howell	Ward	Dyal	Fitts
5/2	at Georgia*	Bliss	Miller	Woley	Williams	Moore	Ware	Howell	Dyal	Ward	Bright
5/6	LSU*	Bliss	Miller	Woley	Williams	Moore	Hill	Howell	Ward	Dyal	Owen
5/7	LSU*	Bliss	Miller	Woley	Williams	Moore	Hill	Howell	Ward	Dyal	Bright
5/8	LSU*	Bliss	Miller	Woley	Williams	Hill	Moore	Dyal	Howell	Ward	Fitts
5/11	at Samford	Bliss	Miller	Woley	Williams	Ware	Dyal	Howell	Ward	Farquhar	Sokol
5/14	Texas A&M*	Bliss	Miller	Woley	Williams	Moore	Hill	Howell	Dyal	Ward	Owen
5/15	Texas A&M*	Bliss	Miller	Woley	Williams	Moore	Howell	Ward	Ware	Dyal	Fitts
5/16	Texas A&M*	Bliss	Miller	Woley	Williams	Moore	Hill	Howell	Ward	Dyal	Bright
5/18	North Alabama	Bliss	Miller	Woley	Williams	Howell	Hill	Ware	Farquhar	LaRue	Sokol
5/20	at Missouri*	Bliss	Miller	Woley	Williams	Moore	Hill	Howell	Ward	Dyal	Owen
5/21	at Missouri*	Bliss	Miller	Woley	Hill	Moore	Howell	Ward	Ware	Dyal	Fitts
5/22	at Missouri*	Bliss	Miller	Woley	Moore	Howell	Hill	Ware	Ward	LaRue	Bright
5/25	vs. Ole Miss^	Bliss	Miller	Woley	Moore	Howell	Ware	LaRue	Ward	Farquhar	Owen

\* - SEC Game

^ - SEC Tournament







## 2021 STARTERS

DATE	OPP	SP	C	1B	2B	3B	SS	LF	CF	RF	DH
2/19	Presbyterian	Greenhill	Williams	Miller	Moore	Woley	Bliss	Ward	Howell	Hall	Ware
2/20	Presbyterian	Fitts	LaRue	Shenker	Farquhar	Woley	Bliss	Ward	Howell	Ware	Williams
2/21	Presbyterian	Barnett	Williams	Miller	Moore	Woley	Bliss	Ward	Howell	Hall	Ware
2/23	Alabama A&M	Bright	LaRue	Ware	Moore	Miller	Foster	Ward	Hall	Williams	Hill
2/24	Alabama A&M	Sokol	Dyal	Ware	Farquhar	Miller	Moore	Ward	Howell	Hall	Williams
2/26	vs. Oklahoma	Greenhill	Williams	Miller	Moore	Woley	Bliss	Ward	Howell	Ware	Hill
2/27	vs. Baylor	Fitts	LaRue	Miller	Moore	Woley	Bliss	Ward	Howell	Ware	Peirce
2/28	vs. Texas A&M	Bright	Dyal	Miller	Moore	Woley	Bliss	Williams	Howell	Ware	Brown
3/5	Boston College	Fitts	Dyal	Miller	Moore	Woley	Bliss	Williams	Howell	Hall	Ware
3/6	Boston College	Barnett	Williams	Miller	Moore	Woley	Bliss	Hall	Howell	Ware	Hill
3/7	Boston College	Bright	Williams	Miller	Moore	Woley	Bliss	Hall	Howell	Ware	Hill
3/9	at UAB	Gonzalez	Dyal	Miller	Moore	Woley	Bliss	Williams	Howell	Ware	Ward
3/12	Little Rock	Greenhill	Williams	Miller	Moore	Woley	Bliss	Ward	Howell	Ware	Hill
3/13	Little Rock	Barnett	Williams	Miller	Moore	Woley	Bliss	Hall	Howell	Ware	Hill
3/14	Little Rock	Bright	LaRue	Miller	Moore	Woley	Bliss	Brown	Howell	Williams	Hill
3/16	Lipscomb	Glavine	Williams	Miller	Moore	Woley	Bliss	Ward	Howell	Hall	Ware
3/19	at Ole Miss*	Greenhill	Williams	Miller	Moore	Woley	Bliss	Ward	Howell	Ware	Hill
3/20	at Ole Miss*	Barnett	Williams	Miller	Moore	Woley	Bliss	Ward	Howell	Hall	Hill
3/21	at Ole Miss*	Bright	Dyal	Miller	Moore	Woley	Bliss	Ward	Howell	Williams	Foster
3/26	Kentucky*	Greenhill	Williams	Miller	Moore	Woley	Bliss	Ward	Howell	Ware	Brown
3/27	Kentucky*	Barnett	LaRue	Miller	Moore	Woley	Bliss	Ward	Howell	Peirce	Shenker
3/28	Kentucky*	Gonzalez	Dyal	Miller	Moore	Woley	Bliss	Ward	Howell	Williams	Hill
4/1	at Arkansas*	Greenhill	LaRue	Miller	Moore	Woley	Bliss	Ward	Howell	Williams	Ware
4/2	at Arkansas*	Owen	Dyal	Miller	Moore	Woley	Bliss	Ward	Howell	Williams	Hill
4/3	at Arkansas*	Gonzalez	LaRue	Miller	Moore	Woley	Bliss	Ward	Howell	Williams	Ware
4/9	Mississippi State*	Greenhill	Dyal	Miller	Moore	Woley	Bliss	Ward	Howell	Williams	Ware
4/10	Mississippi State*	Owen	Williams	Miller	Moore	Woley	Bliss	Ward	Howell	Ware	Hill
4/11	Mississippi State*	Gonzalez	Dyal	Miller	Moore	Woley	Bliss	Ward	Howell	Ware	Hill
4/13	at Georgia Tech	Bright	Williams	Miller	Moore	Woley	Bliss	Ward	Howell	Ware	Foster
4/16	at Alabama*	Greenhill	Williams	Miller	Moore	Woley	Bliss	Ward	Howell	Ware	Foster
4/17	at Alabama*	Owen	Williams	Miller	Moore	Woley	Bliss	Ward	Howell	Ware	Hill
4/18	at Alabama*	Gonzalez	Williams	Miller	Moore	Woley	Bliss	Ward	Howell	Ware	Hill
4/20	Samford	Bright	Williams	Shenker	Moore	Woley	Bliss	Ward	Howell	Ware	Miller
4/21	Jacksonville State	Barnett	Dyal	Miller	Moore	Woley	Bliss	Ward	Howell	Williams	Hill
4/23	Florida*	Owen	Williams	Miller	Moore	Woley	Bliss	Ward	Howell	Ware	Hill
4/24	Florida*	Fitts	Dyal	Miller	Moore	Woley	Bliss	Ward	Howell	Williams	Hill
4/25	Florida*	Glavine	Williams	Miller	Moore	Woley	Bliss	Brown	Howell	Ware	Hill
4/30	at Georgia*	Owen	Williams	Miller	Moore	Woley	Bliss	Ward	Howell	Ware	Hill
5/1	at Georgia*	Fitts	Dyal	Miller	Moore	Woley	Bliss	Ward	Howell	Williams	Hill
5/2	at Georgia*	Bright	Dyal	Miller	Moore	Woley	Bliss	Ward	Howell	Williams	Ware
5/6	LSU*	Owen	Dyal	Miller	Moore	Woley	Bliss	Ward	Howell	Williams	Hill
5/7	LSU*	Bright	Dyal	Miller	Moore	Woley	Bliss	Ward	Howell	Williams	Hill
5/8	LSU*	Fitts	Dyal	Miller	Moore	Woley	Bliss	Ward	Howell	Williams	Hill
5/11	at Samford	Sokol	Dyal	Miller	Farquhar	Woley	Bliss	Ward	Howell	Williams	Ware
5/14	Texas A&M*	Owen	Dyal	Miller	Moore	Woley	Bliss	Ward	Howell	Williams	Hill
5/15	Texas A&M*	Fitts	Dyal	Miller	Moore	Woley	Bliss	Ward	Howell	Williams	Ware
5/16	Texas A&M*	Bright	Dyal	Miller	Moore	Woley	Bliss	Ward	Howell	Williams	Hill
5/18	North Alabama	Sokol	LaRue	Miller	Moore	Woley	Bliss	Williams	Howell	Ware	Hill
5/20	at Missouri*	Owen	Dyal	Miller	Moore	Woley	Bliss	Ward	Howell	Williams	Hill
5/21	at Missouri*	Fitts	Dyal	Miller	Moore	Woley	Bliss	Ward	Howell	Ware	Hill
5/22	at Missouri*	Bright	LaRue	Miller	Moore	Woley	Bliss	Ward	Howell	Ware	Hill
5/25	vs. Ole Miss^	Owen	LaRue	Miller	Moore	Woley	Bliss	Ward	Howell	Ware	Farquhar

\* - SEC Game

^ - SEC Tournament



The Southeastern Conference Baseball Tournament returns to the Hoover Metropolitan Stadium in the south-Birmingham city of Hoover, Ala., May 24-29, 2022.

The 2022 SEC Baseball Tournament will continue to feature 12 teams and will begin on Tuesday, May 24. Seeds 5-12 will meet in a single elimination format on the opening day of the tournament, followed by traditional double-elimination play Wednesday-Friday. The tournament will return to single elimination play on Saturday. A total of 17 games will be played throughout the tournament.

The 12 teams are seeded 1-12 with the two divisional champions and the top four seeds guaranteed opening-round byes, with the possibility of earning another later in the bracket. The tournament field will include the top teams from the SEC's Eastern and Western Divisions plus 10 at-large bids seeded 3-12 based on conference winning percentage.

In 2021, Arkansas defeated Tennessee, 7-2, in the championship game to give the Razorbacks their first SEC Tournament title.

The Hoover Met formerly served as home of the Double-A Birmingham Barons (Chicago White Sox) of the Southern League. The stadium also has served as host of the NCAA Men's Soccer Final Four, as well as home to the nationally renowned Hoover Buccaneer high school football program.

Located eight miles south of Birmingham, the Met seats 10,800 for baseball, but can accommodate over 16,000 when the patio, banquet and side grassy areas are used. The stadium also houses 12 suites and state-of-the-art dressing and training rooms. Wireless internet access was added in 2004, concourse and signage renovation was done in 2005 and a second-level pressbox expansion, new stadium seating and an exterior facelift in 2007 completed a \$6 million renovation project. A new HD video scoreboard was added in 2008, while the SEC introduced the nation to a 'pitch clock' in 2010. A new sound systems and concourse amenities such as refurbished restrooms big screen HDTVs at concessions stands were added in 2012.

The Finley Center, a 155,000 square foot entertainment facility, opened in 2017 as part of the first phase of an \$80 million Hoover Metropolitan Complex that also includes outdoor fields and event space.



#### 2022 Stadium Information

Hoover Metropolitan Stadium — Hoover, Ala.  
Capacity: 10,800 (Grandstand)

#### Field Dimensions

Foul Lines: 340  
Power Alleys: 385  
Center: 405  
Playing Surface: Natural Grass  
Year Built: 1988/Renovated 2006-07

## 2022 SEC BASEBALL TOURNAMENT

### 2021 SEC TOURNAMENT

May 25-30, 2021

Hoover Metropolitan Stadium - Hoover, Ala.

#### TUESDAY, MAY 25

Game 1 (6) Florida 4, (11) Kentucky 1  
Game 2 (10) Alabama 9, (7) South Carolina 3  
Game 3 (8) Georgia 4, (9) LSU 1  
Game 4 (5) Ole Miss 7, (12) Auburn 4

#### WEDNESDAY, MAY 26

Game 5 (6) Florida 13, (3) Mississippi State 1 [7 innings]  
Game 6 (10) Alabama 3, (2) Tennessee 2  
Game 7 (1) Arkansas 11, (8) Georgia 2  
Game 8 (4) Vanderbilt 5, (5) Ole Miss 4

#### THURSDAY, MAY 27

Game 9 (2) Tennessee 12, (3) Mississippi State 2 [8 innings]  
Game 10 (5) Ole Miss 4, (8) Georgia 0  
Game 11 (6) Florida 7, (10) Alabama 2  
Game 12 (1) Arkansas 6, (4) Vanderbilt 4

#### FRIDAY, MAY 28

Game 13 (2) Tennessee 11, (10) Alabama 0 [7 innings]  
Game 14 (5) Ole Miss 4, (4) Vanderbilt 0

#### SATURDAY, MAY 29

Game 15 (2) Tennessee 4, (6) Florida 0  
Game 16 (1) Arkansas 3, (5) Ole Miss 2

#### SUNDAY, MAY 30

Game 17 (1) Arkansas 7, (2) Tennessee 2

#### ALL-TOURNAMENT TEAM

P: Kevin Kopps, Arkansas  
P: Camden Sewell, Tennessee  
C: Connor Pavlony, Tennessee  
DH: Tim Elko, Ole Miss  
1B: Luc Lipcius, Tennessee  
2B: Max Ferguson, Tennessee  
3B: Nathan Hickey, Florida  
SS: Jalen Battles, Arkansas  
OF: Jacob Young, Florida  
OF: Sterling Thompson, Florida  
OF: Isiah Thomas, Vanderbilt

Tournament MVP: Jalen Battles, Arkansas







# INDIVIDUAL & TEAM RECORDS

## INDIVIDUAL HITTING

### GAMES PLAYED

Season: 67, Heath Kelly (1997); Jamie Kersh (1997)  
 Career: 246, Jay Waggoner (1992-95)

### AT BATS

Game: 9, Trey Gainous at Miss. State (3/22/87);  
 Rock Wilson at Miss. State (3/22/87);  
 Johnny Simmons at Florida (4/22/72);  
 Wayne Hall at Florida (4/22/72)  
 Season: 291, Jay Waggoner (1994)  
 Career: 998, Jay Waggoner (1992-95)

### RUNS

Game: 6, Bryson Ware vs. Alabama A&M (2/24/21)  
 Season: 83, Gabe Gross (2000)  
 Career: 232, Mailon Kent (1998-2001)

### HITS

Game: 6, Tyler Johnstone vs. Elon (2/25/05);  
 Josh Etheredge at S. Carolina (3/9/97);  
 Andy Merchant at Florida (4/22/72)  
 Season: 119, Jay Waggoner (1994)  
 Career: 341, Jay Waggoner (1992-95)

### RUNS BATTED IN

Game: 10, Bob Berry vs. Huntingdon (4/15/82)  
 Season: 103, Todd Faulkner (2000)  
 Career: 269, Josh Etheredge (1995-98)

### SINGLES

Season: 88, Jay Waggoner (1994)  
 Career: 266, Jay Waggoner (1992-95)

### DOUBLES

Inning: 2, Steven Williams vs. Alabama A&M (2/24/21, 4th)  
 Jamie Kersh vs. Mercer (4/15/97, 2nd);  
 Tim Hudson vs. Morehead St. (2/8/97, 5th);  
 Jay Waggoner vs. Troy (3/2/94, 1st)  
 Game: 4, Ken Dempsey vs. Georgia (1971)  
 Season: 27, Todd Faulkner (2000)  
 Career: 71, Todd Faulkner (1998-2001)

### TRIPLES

Game: 2, Jay Gonzalez vs. Alabama State (2/28/12);  
 Dominic Rich vs. UNCC (3/4/00-G. 2);  
 Todd Faulkner vs. Tennessee (4/11/99);  
 Todd O'Donnell at Alabama (4/20/91, G.2);  
 Tony Haney vs. Jacksonville St. (4/10/85);  
 Frank Fryer at Florida (4/2/65)  
 Season: 10, Trey Gainous (1986)  
 Career: 20, Rock Wilson (1984-87)

### HOME RUNS

Game: 3, by several players,  
 last by Tony Caldwell at Kentucky (4/9/11)  
 Season: 23, Hunter Morris (2010)  
 Career: 59, Josh Etheredge (1995-98)

### EXTRA-BASE HITS

Season: 49, Todd Faulkner (2000)  
 Career: 125, Todd Faulkner (1998-2001)

### TOTAL BASES

Game: 14, Tony Caldwell at Kentucky (4/9/11);  
 Bo Jackson at Georgia (4/2/85);  
 Bob Berry vs. Huntingdon (4/3/82)  
 Season: 202, Hunter Morris (2010)  
 Career: 532, Todd Faulkner (1998-2001)

### STOLEN BASES

Game: 3, by 13 players including five times by Mailon Kent,  
 last by Anfernee Grier vs. Southern (2/6/16)  
 Season: 40, Mailon Kent (1999)  
 Career: 90, Mailon Kent (1998-01)

### BASES ON BALLS

Game: 4, by several players,  
 last by Dylan Ingram at Georgia Tech (3/20/18)  
 Season: 73, Frank Thomas (1989)  
 Career: 160, Jeff Leatherman (1988-91)

### STRIKEOUTS

Game: 5, Kevin Patterons vs. Charleston Southern (3/17/09);  
 Ross Smith vs. Troy (4/25/07);  
 Russell Whittenburg vs. Arkansas (5/19/94)  
 Season: 79, Edouard Julien (2018)  
 Career: 199, Josh Etheredge (1995-98)

### HITS BY PITCH

Game: 4, Dan Glevenyak at Alabama (4/11/14)  
 Season: 20, Robert Lewis (1994)  
 Career: 34, Damon Haecker (2014-17)

### SACRIFICES

Season: 21, Rob Macrory (1996)  
 Career: 58, Rob Macrory (1994-97)

### SACRIFICE FLIES

Season: 9, Casey Dunn (1998)

### BATTING AVERAGE

Season: .433, Paul Foster (1985)  
 Career: .385, Jimmy Barfield (1963-64)

### SLUGGING PERCENTAGE

Season: .864, Bo Jackson (1985)  
 Career: .722, Frank Thomas (1987-89)

### ON-BASE PERCENTAGE (Since 1984)

Season: .568, Frank Thomas (1989)  
 Career: .527, Frank Thomas (1987-89)

### HOME RUN PERCENTAGE (at bats per HR)

Season: 7.75 (16 in 124 ABs), Kevin Patterson (2010)  
 Career: 10.14 (28 in 284 ABs), Bo Jackson (1983, 85-86)

### MULTI-HOME RUN GAMES (Since 1979)

Season: 5, Brian Fletcher (2010)  
 Career: 9, Brian Fletcher (2008-10)

### MULTI-HIT GAMES (Since 1979)

Season: 38, Jay Waggoner (1994)  
 Career: 101, Jay Waggoner (1992-95)

### MULTI-RBI GAMES (Since 1979)

Season: 29, Tim Hudson (1997)  
 Career: 74, Josh Etheredge (1995-98)

### HITTING STREAK

Season: 31 games, Casey Dunn (2/22[G1]-4/15/97)  
 27 games, Justin Fradejas (3/23-5/7/10)  
 26 games, Scott Pratt (3/21-5/5/98)  
 25 games, Mailon Kent (3/11-4/29/00)  
 23 games, Steve Renfro (1977)  
 22 games, Anfernee Grier (5/31/15-3/22/16)

## INDIVIDUAL PITCHING

### EARNED RUN AVERAGE

Season: 0.99, Paul Susce (1954)  
 Career: 1.69, Q.V. Lowe (1966-67)

### GAMES PITCHED

Season: 44, John Madden (2005)  
 Career: 108, Colter Bean (1997-2000)

### GAMES STARTED

Season: 24, Ryan Halla (1995)  
 Career: 77, John Powell (1990-94)

### GAMES RELIEVED (Since 1975)

Season: 44, John Madden (2005)  
 Career: 106, Colter Bean (1997-2000)

### WINS

Season: 16, Ryan Halla (1995)  
 Career: 43, John Powell (1990-94)

### LOSSES

Season: 10, Mike Ferry (1990)  
 Career: 20, John Powell (1990-94)

### WINNING PERCENTAGE

Season: 1.000, Levale Speigner, 10-0 (2003);  
 Jimmy Crysel, 9-0 (1964); Terry Leach, 9-0 (1974);  
 Ed Ohman, 7-0 (1988); Lloyd Nix, 6-0 (1959);  
 Phil Constan, 5-0 (1980); Elliott Anderson, 5-0 (2018);  
 Welby Malczewski, 4-0 (2018)

Career (10 or more decisions):  
 .885, Q.V. Lowe, 23-3 (1966-67)

Career (20 or more decisions):  
 .885, Q.V. Lowe, 23-3 (1966-67)

### SAVES

Season: 19, Finley Woodward (1995)  
 Career: 29, Finley Woodward (1995-97)

### COMPLETE GAMES

Season: 10, Joe Beckwith (1977); Q.V. Lowe (1967)  
 Career: 20, Joe Beckwith (1974-77)

### SHUTOUTS

Season: 3, Tommy Youngblood (1989); Joe Beckwith (1976)  
 Career: 6, Joe Beckwith (1974-77)

### INNINGS PITCHED

Game: 14.0, Quineth Red Roberts vs. ALA (SEC Playoff, 1958)  
 Season: 146.2, Ryan Halla (1995)  
 Career: 477.0, John Powell (1990-94)

### RUNS ALLOWED

Season: 73, Ward Yerby (1983)  
 Career: 232, Mark Chapman (1984-87)

### EARNED RUNS ALLOWED

Season: 61, Ward Yerby (1983)  
 Career: 185, Mark Chapman (1984-87)

### HITS ALLOWED

Season: 137, Kevin Humphreys (1994)  
 Career: 406, John Powell (1990-94)

**STRIKEOUTS**

Game: 15, Tanner Burns vs. Cincinnati (3/1/19) [9.0 IP]  
Casey Mize vs. Vanderbilt (5/4/18) [9.0 IP]  
Chris Bootcheck vs. W. Virginia (3/6/99) [8.0 IP];  
Tim Hudson vs. Winthrop (2/26/97) [7.0 IP];  
John Powell at Ole Miss (4/29/94) [7.1 IP];  
Mark Chapman vs. Clemson (3/21/86) [9.0 IP]

Season: 191, John Powell (1993)  
Career: 602, John Powell (1990-94)

**BASES ON BALLS**

Season: 77, Quineth Roberts (1958)

**WILD PITCHES**

Season: 15, Jason Johnson (1993)  
Career: 29, Jon Hebel (1990-93); Scott Tillery (1983-86)

**HIT BATSMEN**

Season: 13, Eric Brandon (2002)

**STRIKEOUTS PER NINE INNINGS**

Season: 14.13 (113 in 72 IP), Gregg Olson (1988)  
Career: 11.89 (255 in 193.0 IP), Tim Hudson (1996-97)  
11.36 (602 in 477.0 IP), John Powell (1990-94)

**HITS PER NINE INNINGS**

Season: 5.40 (51 in 85 IP), Q.V. Lowe (1966)  
Career: 5.87 (139 in 213 IP), Q.V. Lowe (1966-67)

**TEAM HITTING****AT BATS**

Game: 66 at Florida (4/22/72) [20 inn.]  
Season: 2,428 in 1997

**RUNS**

Inning: 16 vs. Troy (3/2/94) [1st]  
Game: 33 vs. Alabama A&M (2/24/21)  
Season: 613 in 1997

**HITS**

Game: 27, vs. Alabama A&M (2/24/21)  
vs. Troy (3/2/94)  
Season: 828 in 1997

**RUNS BATTED IN**

Game: 33 vs. Alabama A&M (2/24/21)  
Season: 577 in 1997

**SINGLES**

Season: 560 in 1997

**DOUBLES**

Season: 165 in 1997, 1998

**TRIPLES**

Season: 26 in 1986

**HOME RUNS**

Season: 131 in 2010

**EXTRA-BASE HITS**

Season: 293 in 2010

**TOTAL BASES**

Season: 1,385 in 2010

**STOLEN BASES**

Season: 116 in 1974

**BASE ON BALLS**

Season: 349 in 1989

**STRIKEOUTS**

Game: 18 vs. South Carolina (3/17/06)  
Season: 553 in 2019

**HIT BY PITCH**

Season: 84 in 2018

**BATTING AVERAGE**

Season: .348 in 2010

**SLUGGING PERCENTAGE**

Season: .591 in 2010

**ON-BASE PERCENTAGE**

Season: .428 in 1998

**TEAM PITCHING****EARNED RUN AVERAGE**

Season: 2.09 in 1967

**SAVES**

Season: 23 in 1995

**COMPLETE GAMES**

Season: 21 in 1967

**SHUTOUTS**

Season: 9 in 1988

**INNINGS PITCHED**

Game: 20.0 at Florida (4/22/72)  
Season: 591.2 in 1997

**STRIKEOUTS**

Game: 25 vs. Arkansas (5/19/94)  
Season: 629 in 1997

**INDIVIDUAL & TEAM RECORDS****MISCELLANEOUS RECORDS**

Games: 67 in 1997  
Wins: 50 in 1997, 1995  
Losses: 34 in 2006, 1983  
Winning Percentage: .794 in 1995 (50-13)  
Consecutive Wins: 17 in 1997  
Consecutive Losses: 10 in 2006  
SEC Wins: 20 in 2010  
SEC Losses: 22 in 2016  
SEC Winning Percentage: .882 in 1967 (15-2)  
Consecutive SEC Wins: 10 in 1987, 1967  
Consecutive SEC Losses: 10 in 2006  
Consecutive Winning Seasons: 23, 1956-77  
Consec. home games without being shutout: 190, 4/18/98-3/19/04  
Consec. non-conference home wins: 41, 2/7/97-4/22/98  
Consecutive one-run victories: 7, 1984  
Consecutive one-run games: 6 (5-1), May 3-12, 2002  
Most one-run wins, season: 12, 1967, 1981  
Most one-run losses, season: 14, 2005  
Most one-run games, season: 21, 1991, 2005







# SINGLE SEASON TOP 10 - HITTING

GAMES PLAYED	G
1. Heath Kelly (1997)	67
Jamie Kersh (1997)	67
3. Ryan Bliss (2019)	66
Judd Ward (2019)	66
Jay Estes (2018)	66
Will Holland (2018)	66
Brendan Venter (2018)	66
8. Edouard Julien (2019)	65
Steven Williams (2019)	65
Steven Williams (2018)	65
Casey Dunn (1999)	65
Todd Faulkner (1999)	65
Mailon Kent (1999)	65
Dominic Rich (1999)	65
Chad Wandall (1999)	65
Tim Hudson (1997)	65
Rob Macrory (1997)	65
Chad Wandall (1997)	65
Shawn McNally (1994)	65
Brandon Moore (1994)	65
Jay Waggoner (1994)	65

AT BATS	AB
1. Jay Waggoner (1994)	291
2. Casey Dunn (1998)	275
3. Tim Hudson (1997)	273
4. Hunter Morris (2010)	272
Javon Moran (2003)	272
6. Casey Dunn (1999)	269
Mailon Kent (1999)	269
Rob Macrory (1997)	269
Brandon Moore (1994)	269
10. Jay Waggoner (1995)	268

RUNS	R
1. Gabe Gross (2000)	83
2. Scott Pratt (1998)	82
3. Adam Sullivan (1997)	81
4. Mailon Kent (2000)	80
5. Mailon Kent (1999)	79
Josh Etheredge (1997)	79
7. Rob Macrory (1997)	77
8. Dominic Rich (2000)	72
9. Josh Etheredge (1998)	71
Tim Hudson (1997)	71
Rock Wilson (1987)	71

HITS	H
1. Jay Waggoner (1994)	119
2. Tim Hudson (1997)	108
3. Hunter Morris (2010)	105
Todd Faulkner (2000)	105
Scott Pratt (1998)	105
6. Adam Sullivan (1997)	103
7. Gabe Gross (2000)	102
Casey Dunn (1999)	102
Mailon Kent (1999)	102
10. Rob Macrory (1997)	99

RUNS BATTED IN	RBI
1. Todd Faulkner (2000)	103
2. Tim Hudson (1997)	95
3. Josh Etheredge (1998)	90
4. Gabe Gross (2000)	86
Casey Dunn (1999)	86
6. Frank Thomas (1989)	83
7. Josh Etheredge (1997)	82
8. Josh Etheredge (1996)	78
9. Hunter Morris (2010)	76
10. Paul Foster (1985)	74

SINGLES	1B
1. Jay Waggoner (1994)	88
2. Javon Moran (2002)	81
Mailon Kent (1999)	81
4. Adam Sullivan (1997)	80
5. Brandon Moore (1994)	71
Clark Preble (1989)	71
7. Tyler Johnstone (2005)	70
8. Tim Hudson (1997)	69
Rob Macrory (1997)	69
10. Jay Waggoner (1993)	68

DOUBLES	2B
1. Todd Faulkner (2000)	27
2. Gabe Gross (2000)	26
3. Karl Amonite (2005)	25
Tug Hulett (2003)	25
Tony Haney (1986)	25
6. Rob Macrory (1997)	24
Kevin Chabot (1995)	24
8. Gabe Gross (1999)	23
Jamie Kersh (1999)	23
Jay Waggoner (1995)	23
Jay Waggoner (1994)	23
Chad Wandall (1998)	23

TRIPLES	3B
1. Trey Gainous (1986)	10
2. Javon Moran (2003)	7
Dominic Rich (2000)	7
Adam Sullivan (1996)	7
Jim Pyburn (1954)	7
Rock Wilson (1984)	7
Rock Wilson (1987)	7
8. Clete Thomas (2005)	6
Clete Thomas (2004)	6
Jimmy Barfield (1964)	6
Frank Fryer (1965)	6
Bo Jackson (1985)	6
Scott Pratt (1998)	6

HOME RUNS	HR
1. Hunter Morris (2010)	23
2. Brian Fletcher (2010)	22
Todd Faulkner (2000)	22
4. Josh Etheredge (1998)	21
Frank Thomas (1987)	21
6. Josh Etheredge (1997)	20
Todd Faulkner (1998)	20
8. Joseph Sanders (2009)	19
Frank Thomas (1989)	19
10. Tim Hudson (1997)	18
Tim Lemons (1985)	18

EXTRA BASE HITS	XBH
1. Todd Faulkner (2000)	49
2. Hunter Morris (2010)	46
3. Doug Gilcrease (1982)	41
Frank Thomas (1989)	41
Josh Etheredge (1998)	41
6. Brian Fletcher (2010)	40
Gabe Gross (2000)	40
8. Tim Hudson (1997)	39
9. Josh Etheredge (1997)	38
Scott Pratt (1998)	38

TOTAL BASES	TB
1. Hunter Morris (2010)	202
2. Todd Faulkner (2000)	198
3. Tim Hudson (1997)	183
4. Brian Fletcher (2010)	175
5. Casey Dunn (1999)	171
Scott Pratt (1998)	171
7. Gabe Gross (2000)	169
8. Josh Etheredge (1998)	168
9. Frank Thomas (1989)	165
10. Jay Waggoner (1994)	161

MULTI-HIT GAMES	G
1. Jay Waggoner (1994)	38
2. Tim Hudson (1997)	35
Brandon Moore (1994)	35
4. Scott Pratt (1998)	33
Rob Macrory (1997)	33
Gabe Gross (2000)	33
7. Tug Hulett (2003)	32
Todd Faulkner (2000)	32
Adam Sullivan (1997)	32
10. Mailon Kent (1999)	31
Javon Moran (2002)	31

MULTI-RBI GAMES	G
1. Tim Hudson (1997)	29
2. Todd Faulkner (2000)	27
3. Josh Etheredge (1998)	26
4. Gabe Gross (2000)	25
5. Brian Fletcher (2010)	23
Casey Dunn (1999)	23
Josh Etheredge (1997)	23
8. Josh Etheredge (1996)	21
Frank Thomas (1989)	21
10. Gabe Gross (1999)	20
Casey Dunn (1998)	20

STOLEN BASES	SB
1. Mailon Kent (1999)	40
2. Scott Pratt (1998)	33
3. Jay Gonzalez (2012)	30
4. Bruce Edwards (2007)	28
Dom Fucci (1978)	28
6. Mailon Kent (2000)	27
7. Javon Moran (2003)	26
Rob Macrory (1997)	26
Curt Cope (1974)	26
Rock Wilson (1987)	26

BASES ON BALLS	BB
1. Frank Thomas (1989)	73
2. Gabe Gross (2000)	59
3. Gabe Gross (2001)	57
Mark Bellhorn (1995)	57
5. Dominic Rich (1999)	55
Dominic Rich (1998)	55
7. Kevin Chabot (1995)	51
Scott Pratt (1998)	51
9. Josh Etheredge (1997)	47
Jeff Leatherman (1991)	47

STRIKEOUTS	K
1. Edouard Julien (2018)	79
2. Kevin Chabot (1995)	77
3. Edouard Julien (2019)	76
Brian Fletcher (2009)	76
5. Rankin Waley (2019)	68
6. Brian Fletcher (2010)	67
7. Conor Davis (2019)	65
Josh Bell (2004)	65
9. Steven Williams (2019)	64
Luke Jarvis (2018)	64

HIT BY PITCH	HBP
1. Robert Lewis (1994)	20
2. Jeff Powell (1989)	19
3. Trent Mummey (2009)	17
4. Robert Brooks (2007)	16
5. Brendan Venter (2018)	15
Damek Tomscha (2014)	15
7. Will Holland (2019)	14
Brett Burnham (2001)	14
9. Will Holland (2018)	13
Damon Haecker (2014)	13
Garrett Cooper (2012)	13
Brett Burnham (2000)	13

BATTING AVERAGE	BA
1. Paul Foster (1985)	.433
2. Jim Pyburn (1954)	.432
3. Gabe Gross (2000)	.430
4. Todd Faulkner (2000)	.423
5. Alan Koch (1959)	.419
6. Joey Martin (1971)	.417
7. Larry Nichols (1962)	.412
8. Jay Waggoner (1994)	.409
9. Scott Pratt (1998)	.407
10. Andy Merchant (1969)	.403

SLUGGING PCT	PCT
1. Bo Jackson (1985)	.864
2. Frank Thomas (1989)	.801
3. Todd Faulkner (2000)	.798
4. Trent Mummey (2010)	.797
5. Jim Pyburn (1954)	.784
6. Kevin Patterson (2010)	.782
Doug Gilcrease (1982)	.782
8. Hunter Morris (2010)	.743
9. Paul Foster (1985)	.741
10. Joseph Sanders (2009)	.737

ON BASE PCT	OBP
1. Frank Thomas (1989)	.568
2. Gabe Gross (2000)	.536
3. Frank Thomas (1988)	.509
4. Scott Pratt (1998)	.503
5. Todd Faulkner (2000)	.502
6. Bo Jackson (1985)	.500
7. Tim Edge (1990)	.498
8. Adam Sullivan (1997)	.482
9. Jeff Leatherman (1991)	.476
10. Paul Foster (1985)	.473



CAREER TOP 10 - HITTING

AT BATS AB
1. Jay Waggoner (1992-95) 998
2. Brandon Moore (1991-94) 917
3. Casey Dunn (1996-99) 905
4. Chad Wandall (1996-99) 901
5. Mailon Kent (1998-01) 879
6. Todd Faulkner (1998-01) 868
7. Jamie Kersh (1996-99) 838
8. Rock Wilson (1984-87) 801
9. Javon Moran (2001-03) 793
10. Jordan Ebert (2013-16) 784

GAMES PLAYED GP
1. Jay Waggoner (1992-95) 246
2. Chad Wandall (1996-99) 245
3. Brandon Moore (1991-94) 242
4. Mailon Kent (1998-01) 232
5. Casey Dunn (1996-99) 231
6. Mike Killimett (1991-94) 230
7. Jamie Kersh (1996-99) 228
8. Jeff Leatherman (1988-91) 227
9. Josh Etheredge (1995-98) 222
10. Andrew Albrecht (1988-91) 221

RUNS R
1. Mailon Kent (1998-01) 232
2. Jay Waggoner (1992-95) 208
3. Dominic Rich (1998-00) 207
4. Josh Etheredge (1995-98) 207
5. Rock Wilson (1984-87) 201
6. Todd Faulkner (1998-01) 197
7. Casey Dunn (1996-99) 197
8. Chad Wandall (1996-99) 194
9. Rob Macrory (1994-97) 194
10. Gabe Gross (1999-01) 184

HITS H
1. Jay Waggoner (1992-95) 341
2. Mailon Kent (1998-01) 309
3. Casey Dunn (1996-99) 307
4. Brandon Moore (1991-94) 304
5. Todd Faulkner (1998-01) 303
6. Chad Wandall (1996-99) 280
7. Javon Moran (2001-03) 267
8. Jamie Kersh (1996-99) 261
9. Gabe Gross (1999-01) 259
10. Rock Wilson (1984-87) 258

RUNS BATTED IN RBI
1. Josh Etheredge (1995-98) 269
2. Todd Faulkner (1998-01) 255
3. Casey Dunn (1996-99) 232
4. Gabe Gross (1999-01) 218
5. Frank Thomas (1987-89) 205
6. Jamie Kersh (1996-99) 197
7. Paul Foster (1983-86) 173
8. Brian Fletcher (2008-10) 171
9. Kevin Chabot (1993-95) 171
10. Mailon Kent (1998-01) 170
Chad Wandall (1996-99) 170

SINGLES 1B
1. Jay Waggoner (1992-95) 266
2. Brandon Moore (1990-94) 245
3. Mailon Kent (1998-01) 232
4. Casey Dunn (1996-99) 212
5. Jordan Ebert (2013-16) 207
6. Javon Moran (2001-03) 203
7. Chad Wandall (1996-99) 193
8. Jeff Leatherman (1988-91) 192
9. Rob Macrory (1994-97) 190
Rock Wilson (1984-87) 190

DOUBLES 2B
1. Todd Faulkner (1998-01) 71
2. Gabe Gross (1999-00) 68
3. Chad Wandall (1996-99) 61
4. Casey Dunn (1996-99) 60
Tony Haney (1985-88) 60
6. Bobby Huddleston (2000-03) 56
Mailon Kent (1998-01) 56
8. Jamie Kersh (1996-99) 55
Josh Etheredge (1995-98) 55
Jay Waggoner (1992-95) 55

TRIPLES 3B
1. Rock Wilson (1984-87) 20
2. Clete Thomas (2003-05) 16
3. Trey Gainous (1985-87) 15
4. Javon Moran (2001-03) 13
Andrew Albrecht (1988-91) 13
6. Dominic Rich (1998-00) 12
7. Jay Waggoner (1992-95) 10
Mark Hatchett (1972-75) 10
9. Adam Sullivan (1996-97) 9
Jimmy Barfield (1963-64) 9
Chris Christopher (1991-93) 9
Jim Pyburn (1953-55) 9
Johnny Tutt (1980-81) 9

HOME RUNS HR
1. Josh Etheredge (1995-98) 59
2. Todd Faulkner (1998-01) 50
3. Brian Fletcher (2008-10) 49
Frank Thomas (1987-89) 49
5. Hunter Morris (2008-10) 46
6. Trent Mummey (2008-10) 36
7. Steven Williams (2018-21) 36
Kevin Chabot (1993-95) 36
9. Kevin Patterson (2008-11) 35
Mike Bianucci (2006-08) 35
Gabe Gross (1999-01) 35
Paul Foster (1983-86) 35

EXTRA-BASE HITS EBH
1. Todd Faulkner (1998-01) 125
2. Josh Etheredge (1995-98) 119
3. Gabe Gross (1999-01) 108
4. Frank Thomas (1987-89) 104
5. Brian Fletcher (2008-10) 98
6. Casey Dunn (1996-99) 95
7. Hunter Morris (2008-10) 93
8. Jamie Kersh (1996-99) 92
9. Chad Wandall (1996-99) 87
10. Kevin Chabot (1993-96) 85

TOTAL BASES TB
1. Todd Faulkner (1998-01) 532
2. Josh Etheredge (1995-98) 490
3. Casey Dunn (1996-99) 470
4. Jay Waggoner (1992-95) 446
5. Gabe Gross (1999-01) 442
6. Frank Thomas (1987-89) 434
7. Hunter Morris (2008-10) 426
8. Mailon Kent (1998-01) 421
9. Jamie Kersh (1996-99) 420
10. Chad Wandall (1996-99) 414

MULTI-HR GAMES G
1. Brian Fletcher (2008-10) 9
2. Josh Etheredge (1995-98) 8
Frank Thomas (1987-89) 8
4. Hunter Morris (2008-10) 5
5. Trent Mummey (2008-10) 4
Josh Bell (2003-05) 4
Tim Lemons (1984-85) 4
Bob Berry (1981-83) 4
9. Eight tied at 3

MULTI-HIT GAMES G
1. Jay Waggoner (1992-95) 101
2. Mailon Kent (1998-01) 93
3. Todd Faulkner (1998-01) 92
4. Brandon Moore (1991-94) 89
5. Casey Dunn (1996-99) 87
6. Rob Macrory (1994-97) 86
7. Javon Moran (2001-03) 85
8. Gabe Gross (1999-01) 80
9. Chad Wandall (1996-99) 80
10. Dominic Rich (1998-00) 77

MULTI-RBI GAMES G
1. Josh Etheredge (1995-98) 74
2. Todd Faulkner (1998-01) 68
3. Casey Dunn (1996-99) 66
4. Gabe Gross (1999-01) 63
5. Jamie Kersh (1996-99) 51
6. Frank Thomas (1987-89) 49
7. Kevin Chabot (1993-95) 47
8. Brian Fletcher (2008-10) 46
9. Five tied at 42

STOLEN BASES SB
1. Mailon Kent (1998-01) 90
2. Curt Cope (1973-76) 79
3. Dom Fucci (1976-79) 69
4. Javon Moran (2001-03) 68
5. Clete Thomas (2003-05) 58
6. Bruce Edwards (2004-07) 57
7. Rob Macrory (1994-97) 55
8. Mickey Miller (1973-76) 52
9. Dominic Rich (1998-00) 47
10. Ryan Tella (2012-14) 44
Trey Gainous (1985-87) 44

BASE ON BALLS BB
1. Jeff Leatherman (1988-91) 160
2. Frank Thomas (1987-89) 153
3. Gabe Gross (1999-01) 145
4. Kevin Chabot (1993-95) 142
5. Dominic Rich (1998-00) 141
6. Rock Wilson (1984-87) 134
Josh Etheredge (1995-98) 134
8. Jay Waggoner (1992-95) 127
9. Mark Bellhorn (1993-95) 121
10. Steven Williams (2018-21) 120

STRIKEOUTS K
1. Kevin Chabot (1993-96) 206
2. Brian Fletcher (2008-10) 196
3. Josh Etheredge (1995-98) 199
4. Kevin Patterson (2008-11) 192
5. Jamie Kersh (1996-99) 181
6. Steven Williams (2018-21) 173
7. Chad Wandall (1996-99) 165
8. Scott Schade (2001-03) 158
9. Daniel Robert (2014-17) 158
10. Edouard Julien (2018-19) 155

HIT BY PITCH HBP
1. Damon Haecker (2014-17) 34
2. Will Holland (2017-19) 31
3. Trent Mummey (2008-10) 29
4. Tony Caldwell (2008-11) 27
Brett Burnham (2000-01) 27
Josh Etheredge (1995-97) 27
7. Brian Fletcher (2008-10) 26
Jeff Powell (1989-90) 26
10. Dan Glevenyak (2012-14) 24
Jonathan Schuerholz (2000-02) 24
Rob Macrory (1994-97) 24

BATTING AVERAGE BA
1. Jimmy Barfield (1963-64) .385
2. Frank Thomas (1987-89) .382
3. Gabe Gross (1999-01) .375
4. Andy Merchant (1969-72) .363
5. Jim Pyburn (1953-55) .360
6. Scott Sullivan (1993, '96-97) .359
7. Jay Waggoner (1993-95) .355
8. Frank Fryer (1964-66) .353
9. Mailon Kent (1998-01) .352
Paul Foster (1983-86) .352

SLUGGING PCT PCT
1. Frank Thomas (1987-89) .722
2. Bo Jackson (1983, '85-86) .715
3. Brian Fletcher (2008-10) .649
4. Gabe Gross (1999-01) .641
5. Hunter Morris (2008-10) .628
6. Jimmy Barfield (1963-64) .626
7. Josh Etheredge (1993-95) .635
8. Karl Aronite (2003-05) .616
9. Mike Bianucci (2006-08) .613
Todd Faulkner (1998-01) .613







# SINGLE-SEASON TOP 10 - PITCHING

<b>GAMES PITCHED</b>		<b>G</b>
1. John Madden (2005)	44	
2. Gregg Olson (1987)	42	
3. Gregg Olson (1988)	36	
4. Jared Shore (2005)	35	
5. Colter Bean (1999)	34	
6. Steven Register (2003)	33	
Brandon Mayfield (2000)	33	
Finley Woodward (1995)	33	
Ryan Halla (1994)	33	
10. Michael Nix (2005)	32	
Cory Dueitt (2003)	32	

<b>EARNED RUN AVERAGE</b>		<b>ERA</b>
1. Paul Susce (1954)	0.99	
2. George Simmons (1968)	1.26	
3. Gregg Olson (1987)	1.26	
4. Terry Leach (1974)	1.31	
5. Beal Lazenby (1969)	1.43	
6. Jimmy Crysel (1964)	1.46	
7. Tom McClendon (1953)	1.48	
8. Herbie Pearce (1954)	1.49	
9. Quineth Roberts (1958)	1.56	
10. Jim Blausner (1967)	1.56	

<b>GAMES STARTED (since 1975)</b>		<b>GS</b>
1. Ryan Halla (1995)	24	
2. John Powell (1993)	23	
3. Brent Schoening (1999)	21	
Chris Bootcheck (1999)	21	
Kevin Humphreys (1994)	21	
Mark Chapman (1987)	21	
7. Chris Bootcheck (2000)	19	
Bryan Hebson (1997)	19	
9. Seven tied at	18	

<b>GAMES RELIEVED (since 1975)</b>		<b>GR</b>
1. John Madden (2005)	44	
2. Gregg Olson (1987)	42	
3. Gregg Olson (1988)	35	
4. Colter Bean (1999)	34	
5. Steven Register (2003)	33	
Brandon Mayfield (2000)	33	
Finley Woodward (1995)	33	
8. Michael Nix (2005)	32	
9. Calvin Coker (2017)	31	
Bryan Woodall (2008)	31	

<b>WINS</b>		
1. Ryan Halla (1995)	16	
2. Tim Hudson (1997)	15	
Q. V. Lowe (1967)	15	
John Powell (1993)	15	
5. Tommy Youngblood (1989)	14	
6. Brent Schoening (1999)	13	
Hayden Gliemmo (1999)	13	
Hayden Gliemmo (1998)	13	
Kevin Humphreys (1994)	13	
10. Chris Morrison (1995)	12	

<b>LOSSES</b>		<b>L</b>
1. Mike Ferry (1990)	10	
2. Evan Crawford (2006)	8	
Jon Hebel (1992)	8	
Ward Yerby (1983)	8	
5. Derek Varnadore (2012)	7	
Chris Dennis (2006)	7	
Hayden Gliemmo (1999)	7	
John Powell (1992)	7	
Phil Deriso (1981)	7	
Phil Deriso (1980)	7	
Jack Van Yperen (1972)	7	

<b>WINNING PERCENTAGE</b>		<b>PCT</b>	<b>(W-L)</b>
1. Levale Speigner (2003)	1.000	(10-0)	
Jimmy Crysel (1964)	1.000	(9-0)	
Terry Leach (1974)	1.000	(9-0)	
Steven Register (2004)	1.000	(7-0)	
Ed Ohman (1988)	1.000	(7-0)	
Lloyd Nix (1959)	1.000	(6-0)	
Elliott Anderson (2018)	1.000	(5-0)	
Steven Register (2002)	1.000	(5-0)	
Phil Constan (1980)	1.000	(5-0)	
John Powell (1990)	1.000	(5-0)	
Welby Malczewski (2018)	1.000	(4-0)	
Cole Lipscomb (2017)	1.000	(4-0)	
Cody Greenhill (2021)	1.000	(3-0)	
14. Q. V. Lowe (1967)	.938	(15-1)	
15. Brent Schoening (1999)	.928	(13-1)	
16. Gregg Olson (1987)	.917	(11-1)	

<b>SAVES</b>		<b>SV</b>
1. Finley Woodward (1995)	19	
2. Steven Register (2003)	16	
3. Michael Nix (2005)	13	
4. Cody Greenhill (2019)	12	
Austin Hubbard (2009)	12	
6. Bryan Woodall (2008)	11	
7. Terrance Dedrick (2013)	10	
Austin Hubbard (2010)	10	
Gregg Olson (1988)	10	
Gregg Olson (1987)	10	

<b>COMPLETE GAMES</b>		<b>CG</b>
1. Joe Beckwith (1977)	10	
Q. V. Lowe (1967)	10	
3. Bill Letchworth (1951)	9	
4. John Powell (1993)	7	
John Powell (1992)	7	
Ward Yerby (1983)	7	
Jim Blausner (1967)	7	
8. Mark Chapman (1987)	6	
Mark Chapman (1986)	6	
Robert Hudson (1977)	6	
Robert Hudson (1976)	6	
Terry Leach (1976)	6	
Davis May (1975)	6	

<b>INNINGS PITCHED</b>		<b>IP</b>
1. Ryan Halla (1995)	146.2	
2. Kevin Humphreys (1994)	142.2	
3. John Powell (1993)	141.0	
4. Brent Schoening (1999)	138.1	
5. Q.V. Lowe (1967)	128.0	
6. Chris Bootcheck (1999)	127.2	
7. Hayden Gliemmo (1999)	123.1	
8. Chris Bootcheck (2000)	122.0	
9. Scott Renner (1989)	120.0	
10. Tim Hudson (1997)	118.1	
Hayden Gliemmo (1998)	118.1	

<b>STRIKEOUTS</b>		<b>K</b>
1. John Powell (1993)	191	
2. Tim Hudson (1997)	165	
3. Casey Mize (2018)	156	
4. Brent Schoening (1999)	151	
5. Ryan Halla (1995)	148	
6. John Powell (1994)	130	
7. Chris Bootcheck (1999)	125	
8. Q.V. Lowe (1967)	123	
9. Bryan Hebson (1997)	121	
John Powell (1991)	121	
10. John Powell (1992)	120	



CAREER TOP 10 - PITCHING/DEFENSE

GAMES PITCHED GP
1. Colter Bean (1997-00) 108
2. Cory Dueitt (2001-04) 107
3. Gregg Olson (1986-88) 97
4. John Powell (1990-94) 96
5. Ryan Halla (1993-96) 89
6. Levale Speigner (2000-03) 87
Mark Fuller (1989-92) 87
8. Finley Woodward (1995-97) 85
9. Mark Shiflett (1978-81) 84
10. Mike Ferry (1988-90) 77

EARNED RUN AVERAGE ERA
1. Q.V. Lowe (1966-67) 1.69
2. Joe Overton (1962-63) 1.77
3. Joe Beckwith (1974-77) 1.92
4. Tommy Smith (1967-68) 2.07
5. Monti Sharpe (1964-65) 2.25
6. Keegan Thompson (2014-15, '17) 2.46
Rick Eisenacher (1969-71) 2.46
8. Jim Blausler (1966-67) 2.52
9. Terry Leach (1973-76) 2.53
10. Cody Greenhill (2018-pres) 2.59
John Powell (1993-94) 2.59

GAMES STARTED (since 1975) GS
1. John Powell (1990-94) 77
2. Hayden Gliemmo (1998-00) 63
Mark Chapman (1984-87) 63
4. Ryan Halla (1993-96) 58
5. Arnold Hughey (2002-05) 55
6. Brent Schoening (1997-99) 52
7. Levale Speigner (2000-03) 51
8. Colby Paxton (2001-04) 49
Chris Bootcheck (1998-00) 49
10. Bryan Hebson (1995-97) 44

GAMES RELIEVED (since 1975) GR
1. Colter Bean (1997-00) 106
2. Cory Dueitt (2001-04) 89
3. Gregg Olson (1986-88) 82
4. John Madden (2004-05) 73
5. Finley Woodward (1995-97) 69
6. Bradley Hendrix (2008-11) 68
Steven Register (2002-04) 68
8. Mike Ferry (1989-90) 67
9. Elliott Anderson (2017-19) 65
10. Jason LeBoeuf (1992-95) 64

WINS W
1. John Powell (1990-94) 43
2. Ryan Halla (1993-96) 39
3. Hayden Gliemmo (1998-01) 37
4. Joe Beckwith (1974-77) 31
5. Brent Schoening (1997-99) 29
6. Levale Speigner (2000-03) 28
7. Mark Shiflett (1978-81) 27
Mark Chapman (1984-87) 26
9. Chris Bootcheck (1998-00) 25
Bryan Hebson (1995-97) 25
Gregg Olson (1986-88) 25

LOSSES L
1. John Powell (1990-94) 20
2. Phil Deriso (1978-81) 19
3. Arnold Hughey (2002-05) 17
Jack Van Yperen (1971-73) 17
Mark Shiflett (1978-81) 17
Mark Chapman (1984-87) 17
7. Jon Luke Jacobs (2009-12) 16
Ryan Halla (1993-96) 16
Jon Hebel (1990-93) 16
Bill Latham (1978-81) 16

WINNING PCT (10+ Dec.) PCT (W-L)
1. Q.V. Lowe (1966-67) 885 (23-3)
2. Elliott Anderson (2017-19) 867 (13-2)
3. Chris Morrison (1994-95) 840 (21-4)
4. Steven Register (2002-04) 833 (15-3)
5. Joe Overton (1962-63) 824 (14-3)
6. Jerry Lewter (1963-65) 818 (9-2)
7. Tim Hudson (1996-97) 800 (20-5)
Jimmy Crysel (1963-65) 800 (12-3)
9. Kevin Humphreys (1994-95) 786 (22-6)
10. Gregg Olson (1986-88) 781 (25-7)

WINNING PCT (20+ Dec.) PCT (W-L)
1. Q.V. Lowe (1966-67) 885 (23-3)
2. Chris Morrison (1994-95) 840 (21-4)
3. Tim Hudson (1996-97) 800 (20-5)
4. Kevin Humphreys (1994-95) 786 (22-6)
5. Gregg Olson (1986-88) 781 (25-7)
6. Hayden Gliemmo (1998-01) 775 (37-12)
7. Brent Schoening (1997-99) 763 (29-9)
8. Tommy Youngblood (1987-90) 739 (17-6)
9. Chris Bootcheck (1998-00) 714 (25-10)
10. Ryan Halla (1993-96) 709 (39-16)

SAVES S
1. Finley Woodward (1995-97) 29
2. Steven Register (2002-04) 25
3. Austin Hubbard (2007-10) 22
4. Cody Greenhill (2018-21) 20
Colter Bean (1997-00) 20
Gregg Olson (1986-88) 20
7. Terrance Dedrick (2013-14) 14
8. Michael Nix (2004-05) 13
Mike Ferry (1988-90) 13
10. Justin Camp (2013-16) 11
Bryan Woodall (2006-08) 11

COMPLETE GAMES CG
1. Joe Beckwith (1974-77) 20
2. John Powell (1990-94) 18
3. Mark Chapman (1984-87) 17
4. Robert Hudson (1975-77) 14
5. Terry Leach (1973-76) 13
6. Q.V. Lowe (1966-67) 10
7. Ward Yerby (1982-83) 9
8. Phil Deriso (1978-81) 8
9. Stacy Jones (1986-88) 7
Bill Latham (1978-81) 7
Jim Blausler (1966-67) 7

INNINGS PITCHED IP
1. John Powell (1990-94) 477.0
2. Ryan Halla (1993-96) 400.0
3. Levale Speigner (2000-03) 369.2
4. Hayden Gliemmo (1998-01) 359.0
5. Arnold Hughey (2002-05) 345.1
6. Mark Chapman (1984-87) 343.1
7. Joe Beckwith (1974-77) 338.0
8. Brent Schoening (1997-99) 325.0
9. Chris Bootcheck (1998-00) 304.1
10. Mark Fuller (1989-92) 288.2

STRIKEOUTS K
1. John Powell (1990-94) 602
2. Ryan Halla (1993-96) 392
3. Brent Schoening (1997-99) 327
4. Casey Mize (2016-18) 324
5. Hayden Gliemmo (1998-01) 290
6. Arnold Hughey (2002-05) 272
7. Gregg Olson (1986-88) 271
8. Chris Bootcheck (1998-00) 270
9. Tim Hudson (1996-97) 255
10. Bryan Hebson (1995-97) 251

CAUGHT STEALING BY CS
1. Tony Caldwell (2008-11) 59
2. Casey Dunn (1996-99) 57
3. Blake Austin (2011-2014) 48
4. Josh Bell (2003-05) 39
5. Bobby Huddleston (2000-03) 35
6. Blake Logan (2014-17) 33
7. Josh Donaldson (2005-07) 29
Trent Pratt (2001-02) 29
9. Ryan Jenkins (2006-10) 28
10. Kirby Clark (1995-96) 26







# TEAM TOP 10

## TEAM BATTING

**GAMES**

- 67 (1997)
- 66 (2019)
- 66 (2018)
- 65 (1999)
- 65 (1994)
- 64 (2010)
- 64 (1989)
- 64 (1998)
- 63 (2017)
- 63 (2003)
- 63 (1995)
- 63 (1993)

**AT BATS**

- 2,428 (1997)
- 2,344 (2010)
- 2,327 (1994)
- 2,324 (1998)
- 2,323 (1999)
- 2,281 (2019)
- 2,244 (2003)
- 2,223 (2018)
- 2,174 (1995)
- 2,169 (2000)

**RUNS**

- 613 (1997)
- 595 (1998)
- 584 (2010)
- 558 (2000)
- 546 (1999)
- 503 (1994)
- 480 (1995)
- 467 (2018)
- 464 (1989)
- 426 (1993)

**HITS**

- 828 (1997)
- 816 (2010)
- 789 (1998)
- 769 (1999)
- 744 (1994)
- 702 (2000)
- 687 (2003)
- 679 (1993)
- 673 (1995)
- 659 (1989)

**RBI**

- 577 (1997)
- 549 (2010)
- 541 (1998)
- 507 (2000)
- 495 (1999)
- 444 (1994)
- 435 (1995)
- 423 (2018)
- 414 (1989)
- 385 (1993)

**SINGLES**

- 560 (1997)
- 548 (1994)
- 542 (1999)
- 523 (2010)
- 518 (1998)
- 511 (1993)
- 498 (2018)
- 488 (1989)
- 480 (2000)
- 477 (2003)
- 463 (2002)

**DOUBLES**

- 165 (1997)
- 165 (1998)
- 157 (1999)
- 152 (1995)
- 148 (2010)
- 144 (2000)
- 139 (2003)
- 135 (2008)
- 133 (1994)
- 128 (2002)

**TRIPLES**

- 26 (1986)
- 23 (1980)
- 22 (1985)
- 21 (2003)
- 21 (1994)
- 20 (1999)
- 19 (2012)
- 19 (1996)
- 19 (1998)
- 18 (2015)
- 18 (1997)
- 18 (1964)

**HOME RUNS**

- 131 (2010)
- 103 (2009)
- 87 (1998)
- 86 (2021)
- 85 (1997)
- 73 (2018)
- 72 (1985)
- 63 (2000)
- 61 (1983)
- 60 (1984)

**EXTRA-BASE HITS**

- 293 (2010)
- 271 (1998)
- 268 (1997)
- 227 (1999)
- 222 (2000)
- 219 (1995)
- 218 (2009)
- 210 (2003)
- 208 (2008)
- 201 (2018)

**TOTAL BASES**

- 1,385 (2010)
- 1,284 (1997)
- 1,253 (1998)
- 1,116 (1999)
- 1,065 (2000)
- 1,050 (2018)
- 1,045 (1994)
- 1,018 (2003)
- 1,009 (1995)
- 983 (2009)

**STOLEN BASES**

- 116 (1974)
- 113 (2012)
- 105 (2007)
- 101 (1971)
- 97 (2000)
- 90 (1978)
- 84 (2001)
- 83 (1999)
- 80 (2014)
- 76 (2005)
- 76 (1998)

**BASE ON BALLS**

- 349 (1989)
- 346 (1998)
- 340 (2000)
- 320 (1995)
- 309 (2018)
- 308 (1994)
- 288 (2001)
- 280 (2019)
- 280 (2017)
- 278 (1997)

**STRIKEOUTS**

- 553 (2019)
- 501 (2018)
- 484 (2009)
- 465 (2010)
- 445 (2017)
- 433 (2021)
- 416 (2016)
- 416 (2005)
- 416 (2004)
- 412 (2015)

**HIT BY PITCH**

- 84 (2018)
- 76 (2014)
- 73 (2010)
- 70 (1997)
- 65 (2007)
- 65 (2000)
- 64 (1989)
- 63 (2009)
- 62 (2016)
- 61 (2006)

**BATTING AVG.**

- .348 (2010)
- .341 (1997)
- .340 (1998)
- .331 (1999)
- .325 (1964)
- .324 (2000)
- .323 (1985)
- .320 (1994)
- .316 (1982)
- .315 (1993)

**SLUGGING PCT.**

- .591 (2010)
- .539 (1998)
- .529 (1997)
- .516 (2009)
- .514 (1985)
- .495 (1982)
- .491 (2000)
- .487 (2021)
- .480 (1999)
- .476 (1978)

**ON-BASE PCT.**

- .428 (1998)
- .425 (2000)
- .423 (2010)
- .419 (1997)
- .417 (1999)
- .417 (1989)
- .410 (1994)
- .407 (1995)
- .399 (1988)
- .397 (1987)
- .397 (1985)

## TEAM PITCHING

**ERA**

- 2.09 (1967)
- 2.19 (1964)
- 2.19 (1954)
- 2.32 (1976)
- 2.48 (1958)
- 2.49 (1969)
- 2.50 (1962)
- 2.54 (1968)
- 3.13 (1975)
- 3.13 (1988)

**WINS**

- 50 (1997)
- 50 (1995)
- 46 (1999)
- 46 (1998)
- 44 (1994)
- 44 (1989)
- 43 (2018)
- 43 (2010)
- 42 (2003)
- 42 (1987)

**LOSSES**

- 34 (2006)
- 34 (1983)
- 33 (2016)
- 29 (2011)
- 28 (2019)
- 28 (2014)
- 28 (2012)
- 28 (2008)
- 27 (2021)
- 26 (2017)
- 26 (2015)
- 26 (2005)
- 26 (2002)
- 26 (1981)

**SAVES**

- 23 (1995)
- 21 (2005)
- 21 (2003)
- 18 (2015)
- 18 (2013)
- 18 (1997)
- 17 (2018)
- 16 (2019)
- 16 (2010)
- 15 (2011)

**WINNING PCT.**

- .794 (1995)
- .773 (1954)
- .762 (1967)
- .750 (1964)
- .746 (1997)
- .719 (1998)
- .712 (1976)
- .709 (1988)
- .708 (1999)
- .705 (1974)

**SHUTOUTS**

- 9 (1988)
- 8 (2015)
- 8 (1989)
- 8 (1976)
- 7 (2019)
- 7 (2017)
- 7 (1967)
- 5 (2018)
- 5 (2014)
- 5 (1992)
- 5 (1990)
- 5 (1974)

**INNINGS PITCHED**

- 598.1 (2019)
- 591.2 (1997)
- 579.0 (2018)
- 572.1 (2010)
- 570.0 (1999)
- 570.0 (1994)
- 565.1 (1995)
- 562.0 (2017)
- 561.2 (1998)
- 559.0 (2003)

**STRIKEOUTS**

- 629 (1997)
- 595 (2018)
- 568 (2019)
- 558 (1993)
- 554 (1999)
- 512 (1994)
- 489 (1996)
- 485 (2017)
- 484 (2010)
- 481 (1991)

**COMPLETE GAMES**

- 21 (1967)
- 19 (1977)
- 18 (1976)
- 16 (1975)
- 13 (1985)
- 13 (1981)
- 11 (1992)
- 11 (1989)
- 11 (1983)
- 9 (1993)
- 9 (1986)



## YEAR-BY-YEAR TEAM HITTING

Year	G	AVG	SLG	OBP	AB	R	H	2B	3B	HR	RBI	SB	SBA	BB	SO	HBP	SAC	SF
1949	19	.277			590	74	134	20	8	4	52	22		12			12	
1950	25	.294			878	150	258	32	8	3	121	64		116			21	
1951	25	.295			916	212	270	40	12	16	163							
1952	26	.256			927	187	237	36	12	8	149	27		167	171			
1953	21	.234			697	114	163	21	9	10	88							
1954	22	.281			740	154	208	32	14	11	150							
1955	25	.288			890	172	256	42	7	9	153							
1956	23	.270			756	165	204	25	12	12	141	54						
1957	26	.294			889	176	261	29	13	10	154	24						
1958	27	.274			951	198	261	42	13	15	174	40						
1959	27	.271			929	155	252	38	8	4	130	44						
1960	23	.268			817	159	219	32	9	12	126	28						
1961	25	.289			863	190	249	37	13	22	176	14		151				
1962	22	.268			758	146	203	32	8	17	142	1		129				
1963	25	.268			822	156	220	36	16	8	130	55						
1964	28	.307			933	174	286	42	19	8	134	56						
1965	20	.280			656	129	184	33	17	10	104	35						
1966	23	.271			790	117	214	27	9	21	107	24						
1967	42	.289			1279	219	369	47	12	32	198	36		146				
1968	34	.291			1091	182	318	44	9	19	150	18						
1969	37	.278			1178	189	328	49	10	8	160	65						
1970																		
1971	39	.303			1225	242	371	67	8	32	223	101						
1972	35	.268			1128	185	302	44	14	18	159	58						
1973	39	.248			1221	185	303	45	15	9	166	78						
1974	44	.274			1332	252	365	58	15	14	201	116		241	186		17	20
1975	45	.261			1378	231	360	77	6	21	210	56		204	263		18	25
1976	52	.283			1506	286	426	66	8	28	251	75		236	246		40	16
1977	46	.284			1395	285	396	71	12	34	251	78		239	300		30	16
1978	54	.293			1707	372	501	109	16	57	298	90		238	324	25	29	24
1979	42	.275			1238	245	341	58	11	33	201	67		216	231	19	40	18
1980	51	.248			1542	237	382	60	23	20	189	69		231	327	23	58	20
1981	53	.273			1691	292	461	80	8	49	248	46		203	278	14	28	13
1982	48	.316			1569	348	496	93	8	57	307	29		222	222	18	23	18
1983	50	.262	.436		1597	315	418	81	7	61	268	33	54	277	314	21	30	
1984	51	.270	.439		1611	313	435	75	10	60	275	49	63	231	312	23	28	12
1985	52	.323	.514		1796	404	580	83	22	72	372	23	33	213	287	21	10	20
1986	55	.291	.431		1821	364	530	75	26	42	322	28	34	276	294	22	17	17
1987	59	.306	.469	.397	1931	412	590	123	15	54	365	59	74	271	304	31	16	15
1988	55	.308	.415	.399	1785	373	549	96	15	27	332	21	33	258	275	31	10	24
1989	64	.309	.433	.413	2132	464	659	116	16	39	414	32	42	349	275	64	24	24
1990	58	.291	.409	.382	1880	372	548	99	14	31	323	21	38	253	246	37	20	23
1991	59	.299	.444	.390	1985	411	593	110	11	52	381	25	41	271	274	39	24	20
1992	55	.281	.352	.370	1812	258	510	70	12	11	225	34	50	238	294	31	28	17
1993	63	.315	.435	.396	2158	426	679	116	13	39	385	59	83	255	348	34	37	18
1994	65	.320	.449	.410	2327	503	744	133	21	42	444	64	85	308	379	48	52	26
1995	63	.310	.464	.407	2174	480	673	152	17	50	435	48	76	320	399	38	55	27
1996	56	.287	.428	.373	1951	374	559	115	19	41	345	67	78	222	330	48	51	16
1997	67	.341	.529	.419	2428	613	828	165	18	85	577	67	82	278	382	70	49	30
1998	64	.340	.539	.428	2324	595	789	165	19	87	541	76	95	346	408	43	26	37
1999	65	.331	.480	.417	2323	546	769	157	20	50	495	83	93	324	368	48	45	40
2000	61	.324	.491	.425	2169	558	702	144	15	63	507	97	118	340	314	65	44	30
2001	58	.291	.417	.393	1981	406	576	118	14	35	365	84	102	288	320	60	43	25
2002	60	.302	.427	.373	2116	399	639	128	7	41	358	56	66	215	356	41	43	25
2003	63	.306	.454	.374	2244	399	687	138	21	50	374	50	67	212	409	43	34	21
2004	56	.279	.398	.358	1935	318	540	105	16	31	291	39	50	218	416	33	39	22
2005	60	.293	.434	.377	2069	356	607	118	17	46	326	76	96	243	416	49	19	25
2006	56	.276	.389	.351	1945	283	536	104	6	35	255	41	55	174	397	61	31	15
2007	56	.295	.411	.382	1978	395	583	104	6	38	350	105	127	234	394	65	37	29
2008	56	.301	.475	.383	1949	387	586	135	15	58	346	74	106	228	386	51	30	30
2009	56	.286	.516	.381	1906	391	546	102	13	103	371	40	55	239	484	63	32	20
2010	64	.348	.591	.423	2344	584	816	148	14	131	549	61	94	261	465	73	58	38
2011	58	.296	.421	.380	2013	335	596	120	7	39	311	44	71	228	399	60	45	24
2012	59	.304	.432	.386	2005	351	610	113	19	35	311	113	151	232	372	52	60	27
2013	56	.275	.385	.359	1848	272	508	101	5	31	246	33	55	214	353	40	35	23
2014	56	.270	.340	.360	1838	235	497	65	9	15	212	80	119	192	298	76	51	19
2015	62	.273	.371	.359	2029	301	553	109	18	18	272	62	100	232	412	57	45	25
2016	56	.294	.416	.384	1976	346	581	102	14	37	310	61	89	241	416	62	9	21
2017	63	.274	.387	.367	2115	363	579	124	13	30	327	55	77	280	445	52	17	32
2018	66	.282	.439	.386	2223	467	626	124	4	73	423	50	75	309	501	84	17	26
2019	66	.266	.388	.357	2281	387	606	111	9	50	351	63	76	280	553	59	23	27
2020	18	.330	.492	.421	636	158	210	51	5	14	148	14	18	95	112	16	5	16
2021	52	.281	.487	.368	1828	363	514	101	9	86	344	32	50	230	433	34	16	21







# YEAR-BY-YEAR TEAM PITCHING

Year	G	W-L	Pct.	SV	CG	SHO	ERA	IP	H	R	ER	BB	SO	PO	A	E	Pct.	DP
1949	19	9-10	.473				5.48	166.0	156	144	101	79	103	482	177	69	.905	18
1950	25	12-13	.480					217.2	180	104		142	156	524	290	65	.926	--
1951	25	14-11	.560					225.0	204	156		145	170	--	--	--	--	--
1952	26	13-11	.542				4.14	235.0	193	162	108	158	139	698	264	59	.942	--
1953	21	9-12	.429				3.84	173.1	161	120	74	131	132	629	199	66	.926	--
1954	22	17-5	.773				2.19	189.0	148	86	46	94	122	538	212	43	.946	--
1955	25	9-16	.360					215.2	249	191		119	133	641	230	83	.913	--
1956	23	12-11	.522				4.06	170.2	191	123	77	111	118	560	239	53	.938	--
1957	26	16-10	.615				3.24	222.0	228	132	80	106	144	665	288	53	.947	--
1958	27	19-8	.704				2.48	290.0	219	118	80	115	214	--	--	--	--	40
1959	27	15-11	.577				3.21	230.0	232	123	82	108	173	--	--	80	--	22
1960	23	15-8	.652				5.31	207.0	209	148	122	128	158	1265	601	105	.947	37
1961	25	14-11	.560				4.21	220.0	235	150	103	120	129					
1962	22	15-7	.682				2.50	205.0	186		57	108	160					
1963	25	17-8	.680				3.46	213.0	158	98	82	103	189					
1964	28	21-7	.750				2.45	246.1	177	91	67	136	179					
1965	20	13-7	.650				4.66	152.2	140	89	79	91	121					
1966	23	14-9	.609				2.65	180.0	133	77	53	79	132					
1967	42	32-10	.762		21		2.09	374.0	271	145	87	168	312					
1968	34	22-12	.647				2.52	289.0	226	109	81	154	232					
1969	37	20-17	.541				2.49	318.0	270	128	88	155	265					
1970																		
1971	39	23-16	.590				4.65	325.1	323	212	168	161	257					
1972	35	18-17	.514				3.15	303.0	305	174	106	106	186					
1973	39	20-19	.513			3	3.71	329.2	288	184	136	178	188					
1974	44	31-13	.705			5	2.88	362.1	287	154	116	206	171					
1975	45	24-21	.533		16	4	3.13	371.1	306	186	129	174	240					
1976	52	37-15	.712		18	8	2.32	399.1	318	175	103	177	299					
1977	46	28-18	.609		19	4	3.94	367.2	360	227	161	184	262					
1978	54	33-21	.611		6	2	4.13	442.0	413	294	203	257	284					
1979	42	21-21	.500	8	8	2	3.84	339.2	284	195	145	207	257					
1980	51	27-24	.529	9	6		3.84	421.2	412	252	180	256	221					
1981	53	27-26	.509	11	13		4.95	438.0	501	289	241	210	257					
1982	48	27-20	.573	8	5		5.90	386.0	450	312	253	231	226	--	--	89	--	42
1983	50	16-34	.320	2	11	2	6.89	407.2	524	394	312	272	265	1193	456	101	.942	35
1984	51	27-24	.529	6	7	2	6.21	409.0	411	341	282	261	321	1226	517	99	.946	36
1985	52	30-22	.577	7	13	0	5.44	426.2	515	322	258	221	254	1259	522	97	.948	41
1986	55	31-24	.564	10	9	2	5.13	447.1	508	313	255	193	292	1353	572	100	.951	40
1987	59	42-18	.700	11	7	2	4.47	483.0	514	279	240	204	385	1452	567	69	.967	49
1988	55	39-16	.709	14	6	9	3.13	451.1	402	205	157	181	425	1352	545	74	.962	40
1989	64	44-20	.668	13	11	8	3.33	540.2	545	304	235	236	424	1622	626	77	.967	61
1990	58	34-24	.586	8	7	5	5.09	468.1	488	321	265	265	419	1405	566	98	.953	44
1991	59	35-24	.593	7	7	2	4.18	495.2	495	285	230	239	481	1487	641	83	.962	56
1992	55	30-25	.545	13	11	5	3.43	469.0	448	226	179	219	453	1407	546	72	.964	35
1993	63	40-23	.635	11	9	4	3.98	538.2	518	292	238	233	558	1616	625	82	.965	67
1994	65	44-21	.677	14	4	3	3.85	570.0	558	291	244	211	512	1710	705	93	.963	50
1995	63	50-13	.794	23	7	2	3.53	565.1	541	276	222	171	448	1696	725	94	.963	61
1996	56	32-24	.571	8	0	3	4.74	497.0	488	318	262	235	489	1491	584	104	.952	39
1997	67	50-17	.746	18	4	4	4.30	591.2	568	354	283	246	629	1775	685	109	.958	66
1998	64	46-18	.719	8	3	4	4.74	561.2	603	342	296	202	472	1685	672	93	.962	69
1999	65	46-19	.708	11	4	3	4.94	570.0	634	380	313	206	554	1710	548	103	.956	44
2000	61	41-20	.672	8	4	1	5.31	536.0	611	381	316	227	394	1608	582	101	.956	42
2001	57	37-21	.638	11	2	4	4.05	509.1	538	284	229	177	292	1528	627	90	.960	53
2002	60	34-26	.600	9	5	4	4.85	525.1	564	324	283	165	361	1576	627	68	.970	59
2003	63	42-21	.667	21	2	3	4.22	559.0	564	305	262	173	446	1677	652	77	.968	54
2004	56	32-24	.571	11	1	3	4.81	498.0	510	320	266	203	411	1494	574	81	.962	32
2005	60	34-26	.567	21	1	2	3.89	535.0	547	291	231	169	389	1605	679	83	.965	46
2006	56	22-34	.393	9	0	1	5.15	494.2	562	354	283	214	375	1484	557	90	.958	43
2007	56	31-25	.554	14	1	3	4.59	506.0	550	325	258	208	392	1518	606	91	.959	46
2008	56	28-28	.500	13	2	2	4.86	494.1	550	316	267	167	394	1483	556	64	.970	44
2009	56	31-25	.554	12	0	0	6.12	497.1	648	387	338	228	411	1492	526	65	.969	55
2010	64	43-21	.672	16	3	2	5.00	572.1	636	386	318	220	484	1717	616	93	.962	46
2011	58	29-29	.500	15	2	3	5.09	518.0	599	341	293	226	412	1554	572	71	.968	43
2012	59	31-28	.525	14	0	3	3.92	521.1	513	276	227	184	322	1564	661	84	.964	52
2013	56	33-23	.589	18	2	2	3.40	492.2	458	242	186	189	318	1478	616	66	.969	50
2014	56	28-28	.500	8	4	5	3.34	501.2	482	228	186	167	333	1503	592	65	.970	51
2015	62	36-26	.581	18	3	8	3.42	547.2	517	254	208	212	465	1643	610	61	.974	46
2016	56	23-33	.411	5	2	4	4.57	496.1	525	304	252	196	397	1489	581	85	.961	46
2017	63	37-26	.587	14	2	7	4.36	562.0	559	303	272	181	485	1686	649	59	.975	52
2018	66	43-23	.651	17	3	5	4.13	579.0	545	299	266	223	595	1737	593	61	.971	35
2019	66	38-28	.576	16	2	7	4.45	598.1	601	343	296	267	568	1795	626	67	.973	42
2020	18	13-5	.722	2	0	5	2.81	160.0	127	56	50	63	209	480	149	11	.983	12
2021	52	25-27	.481	8	0	4	5.24	463.1	466	301	270	196	455	1390	479	45	.976	53



STREAKS & SWEEPS

BEST OVERALL RECORD AFTER

Table with columns: Games, Record, Year. Lists records from 1-33 games.

BEST SEC RECORD AFTER

Table with columns: Games, Record, Year. Lists SEC records from 1-30 games.

WINNING STREAKS

Table with columns: Games, Record, Year. Lists winning streaks for All Games, SEC Games, and Plainsman Park.

PLAINSMAN PARK-SEC

Table with columns: Games, Record, Year. Lists Plainsman Park-SEC records from 1-10 games.

ROAD GAMES

Table with columns: Games, Record, Year. Lists road game records from 1-10 games.

SEC ROAD GAMES

Table with columns: Games, Record, Year. Lists SEC road game records from 1-6 games.

LOSING STREAKS

Table with columns: Games, Record, Year. Lists losing streaks for All Games from 1-7 games.

SEC GAMES

Table with columns: Games, Record, Year. Lists SEC game records from 1-9 games.

PLAINSMAN PARK

Table with columns: Games, Record, Year. Lists Plainsman Park records from 1-9 games.

PLAINSMAN PARK-SEC

Table with columns: Games, Record, Year. Lists Plainsman Park-SEC records from 1-5 games.

ROAD GAMES

Table with columns: Games, Record, Year. Lists road game records from 1-4 games.

Table with columns: Games, Record, Year. Lists records from 6-9 games.

SEC ROAD GAMES

Table with columns: Games, Record, Year. Lists SEC road game records from 1-8 games.

SEC SWEEPS

AUBURN HOME SWEEP VS.

Table listing Auburn home sweep victories by state and date.

AUBURN ROAD SWEEP VS.

Table listing Auburn road sweep victories by state and date.

AUBURN SWEPT AT HOME

Table listing Auburn sweeps at home by state and date.

AUBURN SWEPT ON ROAD

Table listing Auburn sweeps on the road by state and date.







# YEAR-BY-YEAR LEADERS

AT BATS		
Year	Player	AB
1949	Dick Webb	74
1950	Ray Dean	109
1951	Ray Dean	106
	Dick Webb	106
1952	Bobby Jordan	107
1953	Bobby Jordan	92
1954	Jim Pyburn	88
1955	Guy Young	112
1956	Guy Young	97
1957	Lloyd Nix	112
1958	L.F. Lanier	118
1959	Benny Catchings	107
1960	Benny Catchings	104
1961	Jim Douglas	102
1962	Otis Bibb	90
	Wayne Fowler	90
1963	Otis Bibb	99
1964	Jimmy Martin	120
1965	Dink Haire	81
	Pete McKenzie	81
1966	Ralph Wells	100
1967	Pete McKenzie	175
1968	Frank Baldasare	125
1969	John Shafer	123
1970	Russ Walker	132
1971	Ken Dempsey	140
1972	Joe Haefner	130
1973	Gary Dailey	141
1974	Gary Dailey	152
	Vic Sharek	152
1975	Mickey Miller	167
1976	David Duffner	173
1977	Dom Fucci	154
	Steve Renfro	154
1978	Steve Montgomery	203
1979	Steve Montgomery	139
1980	Steve Renfro	174
1981	John Metasavage	182
1982	Doug Gilcrease	197
1983	DeWayne Friend	186
1984	Rock Wilson	193
1985	Paul Foster	201
1986	Paul Foster	217
1987	Rock Wilson	229
1988	Clark Preble	221
1989	Clark Preble	258
1990	Ted Corbin	168
1991	Brad Parker	224
1992	Brandon Moore	206
1993	Jay Waggoner	247
1994	Jay Waggoner	291
1995	Jay Waggoner	268
1996	Adam Sullivan	222
1997	Tim Hudson	273
1998	Casey Dunn	275
1999	Casey Dunn	269
	Mailon Kent	269
2000	Dominic Rich	265
2001	Javon Moran	255
2002	Javon Moran	266
2003	Javon Moran	272
2004	Josh Bell	226
2005	Tyler Johnstone	259
2006	Tyler Johnstone	229
2007	Robert Brooks	217
2008	Hunter Morris	211
2009	Trent Mummey	218
2010	Hunter Morris	272
2011	Casey McElroy	234
2012	Ryan Tella	236
2013	Ryan Tella	216
2014	Jordan Ebert	204
2015	Anfernee Grier	254
2016	Anfernee Grier	238
2017	Jonah Todd	242
2018	Brendan Venter	251
2019	Judd Ward	257
2020	Ryan Bliss	*77
2021	Ryan Bliss	211

RUNS		
Year	Player	R
1949	Charlie Gilbert	10
	Jack Rucker	10

1950	Ray Dean	22
1951	Ray Dean	33
1952	George Reid	20
1953	Joe Davis	17
1954	Jim Pyburn	22
1955	Byrd Whigham	31
1956	Billy Roberson	29
1957	L.F. Lanier	25
1958	L.F. Lanier	27
1959	Jim Douglas	23
1960	Jim Douglas	29
1961	Jim Douglas	32
1962	Otis Bibb	27
	Larry Nichols	27
1963	Jim Bachus	27
1964	Otis Bibb	*32
1965	Reggie Gilbert	21
1966	Pete McKenzie	22
1967	Greg Golden	31
	Scotty Long	31
1968	Rick Countryman	25
	Greg Golden	25
1969	Frank Baldasare	30
1970	NA	
1971	Ken Dempsey	37
1972	Joe Haefner	27
1973	Curt Cope	25
	Mickey Miller	25
	Vic Sharek	25
1974	Gary Dailey	40
1975	Mickey Miller	30
1976	Curt Cope	45
1977	Pat Keedy	37
1978	Dom Fucci	*58
1979	J.B. Brown	32
1980	Johnny Tutt	31
1981	Johnny Tutt	44
1982	Doug Gilcrease	58
1983	DeWayne Friend	39
1984	Rock Wilson	42
1985	Bo Jackson	54
1986	Trey Gainous	55
1987	Rock Wilson	71
1988	Clark Preble	47
1989	Chris Hart	62
	Frank Thomas	62
1990	Ted Corbin	38
1991	Andrew Albrecht	61
1992	Chris Christopher	41
1993	Jay Waggoner	54
1994	Jay Waggoner	69
1995	Mark Bellhorn	66
1996	Adam Sullivan	62
1997	Adam Sullivan	81
1998	Scott Pratt	82
1999	Mailon Kent	79
2000	Gabe Gross	83
2001	Javon Moran	54
2002	Javon Moran	59
2003	Javon Moran	53
2004	Clete Thomas	53
2005	Clete Thomas	66
2006	Tyler Johnstone	43
2007	Josh Donaldson	63
2008	Mike Bianucci	54
2009	Trent Mummey	66
2010	Hunter Morris	66
2011	Casey McElroy	46
2012	Jay Gonzalez	48
2013	Ryan Tella	42
2014	Damek Tomscha	37
2015	Anfernee Grier	41
2016	Anfernee Grier	56
2017	Jonah Todd	56
2018	Will Holland	61
2019	Edouard Julien	52
2020	Ryan Bliss	21
2021	Ryan Bliss	50

HITS		
Year	Player	H
1949	Jack Rucker	16
	Dick Webb	16
1950	Ray Dean	37
1951	Dick Webb	38
1952	Inman Veal	32

1953	Bobby Jordan	24
1954	Jim Pyburn	38
1955	Doug Dickey	40
1956	Alton Shell	35
1957	L.F. Lanier	35
1958	L.F. Lanier	39
1959	Alan Koch	36
1960	Benny Catchings	37
1961	Jim Douglas	36
1962	Larry Nichols	35
1963	Jimmy Barfield	29
1964	Jimmy Barfield	43
1965	Frank Fryer	28
1966	Frank Fryer	35
1967	Scotty Long	49
	George Simmons	49
1968	Frank Baldasare	*45
1969	John Shafer	39
1970	Russ Walker	40
1971	Joey Martin	55
1972	Andy Merchant	47
1973	Mark Hatchett	43
	Mickey Miller	43
1974	Vic Sharek	56
1975	Mickey Miller	54
1976	Mickey Miller	53
1977	Steve Renfro	53
1978	Dom Fucci	71
1979	Robert Sorrell	53
1980	Johnny Tutt	50
	Darryl Wilks	50
1981	Johnny Tutt	63
1982	Doug Gilcrease	76
1983	DeWayne Friend	54
1984	Rock Wilson	62
1985	Paul Foster	87
1986	Paul Foster	86
1987	Rock Wilson	85
1988	Clark Preble	78
1989	Clark Preble	88
1990	Tim Edge	62
1991	Jeff Leatherman	78
1992	Brannen Veal	68
1993	Brandon Moore	84
	Cliff Shanks	84
1994	Jay Waggoner	*119
1995	Jay Waggoner	87
1996	Adam Sullivan	70
1997	Tim Hudson	108
1998	Scott Pratt	105
1999	Casey Dunn	102
	Mailon Kent	102
2000	Todd Faulkner	105
2001	Mailon Kent	84
2002	Javon Moran	97
2003	Tug Hulett	93
2004	Clete Thomas	71
2005	Tyler Johnstone	85
2006	Tyler Johnstone	76
2007	Josh Donaldson	75
2008	Hunter Morris	74
2009	Trent Mummey	63
2010	Hunter Morris	105
2011	Casey McElroy	87
2012	Ryan Tella	85
2013	Garrett Cooper	67
2014	Jordan Ebert	72
2015	Anfernee Grier	82
2016	Anfernee Grier	87
2017	Jonah Todd	91
2018	Jay Estes	78
	Will Holland	78
2019	Conor Davis	73
2020	Ryan Bliss	29
2021	Ryan Bliss	77

BATTING AVERAGE		
Year	Player	AVG
1949	Emmett McAfee	.306
1950	Ray Dean	.339
1951	Dick Webb	.358
1952	Gene Hoehle	.345
1953	Jimmy Powell	.322
1954	Jim Pyburn	.432
1955	Doug Dickey	.381
1956	Alton Shell	.380

1957	L.F. Lanier	372
1958	Pat Duke	347
1959	Alan Koch	419
1960	Benny Catchings	356
1961	Jim Douglas	353
1962	Larry Nichols	412
1963	Jimmy Barfield	363
1964	Jimmy Barfield	374
1965	Frank Fryer	373
1966	Frank Fryer	361
1967	Greg Golden	346
1968	Frank Baldasare	360
1969	John Shafer	317
1970	Russ Walker	303
1971	Joey Martin	*417
1972	Andy Merchant	376
1973	Mickey Miller	331
1974	Vic Sharek	368
1975	Mickey Miller	323
1976	Richie Howard	383
1977	Steve Renfro	344
1978	Dom Fucci	401
1979	Robert Sorrell	398
1980	Johnny Tutt	313
1981	Johnny Tutt	371
1982	Doug Gilcrease	386
1983	DeWayne Friend	290
1984	Rock Wilson	321
1985	Paul Foster	*433
1986	Paul Foster	396
1987	Rock Wilson	371
1988	Frank Thomas	*385
1989	Frank Thomas	*403
1990	Tim Edge	*387
1991	Andrew Albrecht	361
1992	Brannen Veal	332
1993	Cliff Shanks	391
1994	Jay Waggoner	409
1995	Shawn McNally	396
1996	Dallon Ruch	369
1997	Adam Sullivan	396
1998	Scott Pratt	407
1999	Casey Dunn	379
	Mailon Kent	379
2000	Gabe Gross	*430
2001	Mailon Kent	350
2002	Javon Moran	365
2003	Tug Hulett	373
2004	Clete Thomas	329
2005	Karl Amonite	365
2006	Mike Bianucci	359
2007	Josh Donaldson	349
2008	Hunter Morris	351
2009	Justin Hargett	330
2010	Hunter Morris	386
2011	Casey McElroy	372
2012	Ryan Tella	360
2013	Garrett Cooper	354
2014	Jordan Ebert	353
2015	Anfernee Grier	323
2016	Joshua Palacios	385
2017	Jonah Todd	376
2018	Jay Estes	329
2019	Conor Davis	290
2020	Rankin Woley	412
	Matt Scheffler	412
2021	Ryan Bliss	365

HOME RUNS		
Year	Player	HR
1949	Charlie Gilbert	2
1950	Charlie Gilbert	1
	Gene Hoehle	1
	Bill Logan	1
1951	Charlie Gilbert	5
1952	Bill McMurry	3
1953	Billy Ray Roberson	2
	Howell Tubbs	2
1954	Jim Pyburn	4
1955	Guy Young	3
1956	Howell Tubbs	5
1957	Jackie Burkett	2
	Pat Duke	2
	Rex Frederick	2
	Lloyd Nix	2
1958	Pat Duke	3



YEAR-BY-YEAR LEADERS

Table of Year-by-Year Leaders for Runs Batted In (RBI) from 1959 to 2021. Includes player names and RBI counts.

Table of Year-by-Year Leaders for Runs Batted In (RBI) from 1949 to 1950. Includes player names and RBI counts.

Table of Year-by-Year Leaders for Stolen Bases (SB) from 1951 to 2021. Includes player names and SB counts.

Table of Year-by-Year Leaders for Stolen Bases (SB) from 1949 to 1950. Includes player names and SB counts.

Table of Year-by-Year Leaders for Wins from 1953 to 2021. Includes player names and win counts.

Table of Year-by-Year Leaders for Wins from 1949 to 1950. Includes player names and win counts.

Table of Year-by-Year Leaders for Wins from 1956 to 2021. Includes player names and win counts.







# YEAR-BY-YEAR LEADERS

2021 Trace Bright ..... 4-4

## ERA

Year	Player	ERA
1949	Bill Letchworth	3.45
1950	Ernie Snow	3.24
1951	Bill Letchworth	3.60
1952	Buck Bradberry	2.71
1953	Tom McClendon	1.48
1954	Paul Susce	0.99
1955	Herbie Pearce	6.17
1956	Paul Susce	2.44
1957	Fred McDuffy	2.08
1958	Red Roberts	1.56
1959	Bob Baker	2.70
1960	Alan Koch	3.00
1961	Jim Boyd	3.55
1962	Larry Dempsey	1.80
1963	Joe Overton	*1.60
1964	Montie Sharpe	2.16
1965	Montie Sharpe	*2.49
1966	Q.V. Lowe	1.69
1967	Jim Blausier	1.56
1968	George Simmons	*1.26
1969	Beal Lazenby	1.43
1970	Rick Eisenacher	2.16
1971	Rick Eisenacher	3.47
1972	Jack Van Yperen	1.97
1973	Bill Lawrence	3.03
1974	Terry Leach	*1.30
1975	Joe Beckwith	1.97
1976	Robert Hudson	1.74
1977	Joe Beckwith	1.69
1978	Scott Roney	2.56
1979	Dana Becton	3.19
1980	Phil Constan	1.84
1981	Phil Deriso	3.79
1982	Gary Smith	3.33
1983	Ward Yerby	5.11
1984	Mark Chapman	3.44
1985	Greg Jacobson	4.73
1986	Stacy Jones	4.16
1987	Gregg Olson	*1.26
1988	Gregg Olson	*2.00
1989	Tommy Youngblood	2.62
1990	Mark Fuller	3.76
1991	Brian Senn	2.62
1992	John Powell	2.54
1993	Scott Sullivan	2.55
1994	John Powell	2.22
1995	Chris Morrison	2.70
1996	Tim Hudson	3.25
1997	Tim Hudson	2.97
1998	Colter Bean	3.56
1999	Brent Schoening	3.32
2000	Colter Bean	3.29
2001	Hayden Gliemmo	2.77
2002	Arnold Hughey	3.91
2003	Levale Speigner	2.42
2004	Chris Dennis	2.61
2005	John Madden	*1.77
2006	Johnny Thompson	2.95
2007	Scott Shuman	2.00
2008	Evan Crawford	2.42
2009	Austin Hubbard	4.20
2010	Austin Hubbard	2.44
2011	Derek Varnadore	3.68
2012	Daniel Koger	3.19
2013	Conner Kendrick	2.13
2014	Keegan Thompson	2.01
2015	Justin Camp	2.33
2016	Casey Mize	3.52
2017	Casey Mize	2.04
2018	Cody Greenhill	2.30
2019	Jack Owen	2.75
2020	Cody Greenhill	0.00
2021	Cody Greenhill	3.28

## STRIKEOUTS

Year	Player	SO
1949	George Hill	41
1950	Bill Letchworth	46
1951	Bill Letchworth	78
1952	Buck Bradberry	85
1953	Paul Susce	53
1954	Paul Susce	57

1955	Paul Susce	70
1956	Paul Susce	56
1957	Wynton Overstreet	34
1958	Alan Koch	35
1959	Porter Gilbert	54
1960	Alan Koch	88
1961	Jim Boyd	44
1962	Jim Boyd	54
1963	Jim Overton	101
1964	Duke Shackelford	54
1965	Montie Sharpe	67
1966	Q.V. Lowe	65
1967	Q.V. Lowe	*123
1968	Tommy Smith	*89
1969	Rick Eisenacher	90
1970	NA	
1971	Earl Nance	65
1972	Jack Van Yperen	60
1973	Jim Handley	41
1974	Bill Lawrence	41
1975	Davis May	58
1976	Davis May	72
1977	Robert Hudson	73
1978	Joe Beckwith	99
1979	Mark Shiflett	61
1980	Mark Shiflett	61
1981	Mark Shiflett	45
1982	Phil Deriso	58
1983	Ward Yerby	44
1984	Ward Yerby	60
1985	Stuart Tate	73
1986	Mark Chapman	51
1987	Mark Chapman	78
1988	Gregg Olson	96
1989	Gregg Olson	113
1990	Scott Renner	92
1991	Mike Ferry	88
1992	John Powell	121
1993	John Powell	120
1994	John Powell	*191
1995	John Powell	130
1996	Ryan Halla	148
1997	Bryan Hebson	91
1998	Tim Hudson	*165
1999	Brent Schoening	111
2000	Brent Schoening	151
2001	Chris Bootcheck	101
2002	Eric Brandon	61
2003	Levale Speigner	61
2004	Arnold Hughey	85
2005	Arnold Hughey	79
2006	Arnold Hughey	80
2007	Evan Crawford	55
2008	Brett Butts	54
2009	Paul Burnside	54
2010	Taylor Thompson	54
2011	Grant Dayton	79
2012	Grant Dayton	69
2013	Grant Dayton	69
2014	Derek Varnadore	74
2015	Derek Varnadore	63
2016	Conner Kendrick	75
2017	Keegan Thompson	73
2018	Cole Lipscomb	91
2019	Casey Mize	59
2020	Casey Mize	109
2021	Casey Mize	*156
2022	Tanner Burns	101
2023	Tanner Burns	32
2024	Jack Owen	46

## INNINGS PITCHED

Year	Player	IP
1949	George Hill	57.2
1950	George Hill	56.2
1951	Bill Letchworth	92.2
1952	Buck Bradberry	83.0
1953	Paul Susce	54.0
1954	Paul Susce	64.0
1955	Paul Susce	74.0
1956	Paul Susce	73.2
1957	Henry Dumas	44.0
1958	Alan Koch	81.0
1959	Red Roberts	81.0
1960	Porter Gilbert	58.0
1961	Lloyd Nix	58.0

1960	Alan Koch	81.0
1961	Jim Boyd	71.0
1962	Jim Boyd	63.0
1963	Jim Overton	101.1
1964	Jimmy Crysel	74.2
1965	Montie Sharpe	72.1
1966	Q.V. Lowe	85.0
1967	Q.V. Lowe	128.0
1968	Tommy Smith	81.1
1969	Rick Eisenacher	82.0
1970	NA	
1971	Earl Nance	75.0
1972	Jack Van Yperen	87.0
1973	Bill Lawrence	92.0
1974	Davis May	97.0
1975	Davis May	85.1
1976	Robert Hudson	114.0
1977	Joe Beckwith	101.1
1978	Scott Roney	95.0
1979	Mark Shiflett	62.0
1980	Phil Deriso	78.2
1981	Phil Deriso	90.1
1982	Lance Long	67.1
1983	Ward Yerby	107.1
1984	Charlie Smith	71.1
1985	Mark Chapman	83.2
1986	Mark Chapman	99.0
1987	Stacy Jones	110.1
1988	Scott Renner	87.1
1989	Scott Renner	120.0
1990	Jason Harkins	91.0
1991	John Powell	101.0
1992	John Powell	109.7
1993	John Powell	141.0
1994	Kevin Humphreys	142.2
1995	Ryan Halla	146.2
1996	Bryan Hebson	100.1
1997	Tim Hudson	118.1
1998	Hayden Gliemmo	118.1
1999	Brent Schoening	138.1
2000	Chris Bootcheck	122.0
2001	Levale Speigner	113.1
2002	Levale Speigner	104.1
2003	Arnold Hughey	102.0
2004	Arnold Hughey	96.1
2005	Arnold Hughey	98.2
2006	Evan Crawford	78.2
2007	Bryan Woodall	70.2
2008	Grant Dayton	81.0
2009	Grant Dayton	73.0
2010	Grant Dayton	95.0
2011	Derek Varnadore	88.0
2012	Derek Varnadore	87.2
2013	Michael O'Neal	89.0
2014	Dillon Ortman	100.0
2015	Cole Lipscomb	92.2
2016	Justin Camp	81.1
2017	Keegan Thompson	93.1
2018	Casey Mize	*114.2
2019	Tanner Burns	79.2
2020	Tanner Burns	22.1
2021	Jack Owen	51.0

## SAVES

Year	Player	SV
1978	Scott Roney	4
1979	Phil Deriso	3
	Bill Latham	3
1980	Mark Shiflett	5
1981	Phil Deriso	6
1982	Lance Long	3
	Marc Saucedo	3
1983	Lance Long	2
1984	Tim McLain	4
1985	Greg Jacobson	3
1986	Stacy Jones	3
	Ron Siwa	3
1987	Gregg Olson	10
1988	Gregg Olson	10
1989	Mike Ferry	8
1990	Mike Ferry	4
1991	Scott Sullivan	4
1992	Alec Newi	3
	Brian Senn	3
1993	Scott Sullivan	5
1994	Ryan Halla	7

1995	Finley Woodward	*19
1996	Tim Hudson	3
1997	Finley Woodward	8
1998	Colter Bean	7
1999	Colter Bean	8
2000	Colter Bean	5
2001	Eric Brandon	5
2002	Cory Dueitt	4
2003	Steven Register	*16
2004	Steven Register	8
2005	Michael Nix	*13
2006	Luke Greinke	6
2007	Brett Butts	6
2008	Bryan Woodall	11
2009	Austin Hubbard	12
2010	Austin Hubbard	10
2011	Ethan Wallen	5
2012	Justin Bryant	7
2013	Terrance Dedrick	10
2014	Terrance Dedrick	4
2015	Justin Camp	8
2016	Gordon Cardenas	2
2017	Cole Lipscomb	6
2018	Calvin Coker	7
2019	Cody Greenhill	12
2020	Cody Greenhill	2
2021	Carson Skipper	2
	Carson Swilling	2

\* SEC Leader

## AUBURN TRIPLE CROWN WINNERS

1962	Larry Nichols
1965	Frank Fryer
1968	Frank Baldasare
1976	Richie Howard
1983	DeWayne Friend
1988	Frank Thomas
1989	Frank Thomas
1990	Tim Edge
1992	Brannen Veal
1999	Casey Dunn
2005	Karl Amonite
2010	*Hunter Morris
2011	Casey McClroy
2013	Garrett Cooper

## AUBURN PITCHING TRIPLE CROWN WINNERS

1951	Bill Letchworth
1952	Buck Bradberry
1954	Paul Susce
1956	Paul Susce
1960	Alan Koch
1961	Jim Boyd
1963	Joe Overton
1965	Monty Sharpe
1966	QV Lowe
1972	Jack Van Yperen
1973	Bill Lawrence
1976	Robert Hudson
1977	Joe Beckwith
1981	Phil Deriso
1987	Gregg Olson
1997	Tim Hudson
1999	Brent Schoening
2011	Derek Varnadore
2017	Casey Mize



## TEAM &amp; INDIVIDUAL SUPERLATIVES

## AUBURN'S SEC/NCAA LEADERS

SEC BATTING			SEC PITCHING		
<b>AVERAGE</b>			<b>WINS</b>		
1971	Joey Martin	.417	1963	Joe Overton	8
1985	Paul Foster	.433	1964	Jimmy Crysel	9
1988	Frank Thomas	.385	1967	Q.V. Lowe	15
1989	Frank Thomas	.403	1993	John Powell	15
1990	Tim Edge	.387	1995	Ryan Halla	16
2000	Gabe Gross	.430	1997	Tim Hudson	15
			1998	Hayden Gliemmo	13
			1999	Hayden Gliemmo	13
				Brent Schoening	13
<b>HITS</b>			<b>EARNED RUN AVERAGE</b>		
1968	Frank Baldasare	45	1963	Joe Overton	1.26
1994	Jay Waggoner	119	1965	Mike Sharpe	1.79
			1968	George Simmons	1.25
			1974	Terry Leach	1.30
			1987	Gregg Olson	1.27
			1988	Gregg Olson	2.00
			2005	John Madden	1.77
<b>RUNS</b>			<b>STRIKEOUTS</b>		
1964	Otis Bibb	30	1967	Q.V. Lowe	123
1978	Dom Fucci	58	1968	Tony Smith	81
			1993	John Powell	191
			1997	Tim Hudson	165
			2018	Casey Mize	156
<b>HOME RUNS</b>			<b>SAVES</b>		
1967	Scotty Long	11	1995	Finley Woodard	19
1982	Doug Gilcrease	17	2003	Steven Register	16
1987	Frank Thomas	*21	2005	Michael Nix	13
2010	Hunter Morris	23		* - Tied for SEC lead	
<b>TRIPLES</b>			<b>INDIVIDUAL NCAA LEADERS</b>		
1964	Jimmy Barfield	6	<b>TRIPLES PER GAME</b>		
1965	Frank Fryer	5	1965	Frank Fryer	0.26
1973	Mark Hatchett	5	<b>TOTAL BASES</b>		
1980	Johnny Tutt	*5	2010	Hunter Morris	202
1984	Rock Wilson	*7	<b>EARNED RUN AVERAGE</b>		
1986	Trey Gainous	10	1987	Gregg Olson	1.26
1987	Rock Wilson	7	<b>STRIKEOUT-TO-WALK RATIO</b>		
1998	Scott Pratt	8	2017	Casey Mize	12.11
2005	Clete Thomas	6	<b>STRIKEOUT RATIO (k/9 inn.)</b>		
2017	Jonah Todd	*5	1965	Frank Fryer	0.26
<b>DOUBLES</b>			<b>VICTORIES</b>		
1961	Ben Catchings	*6	1997	Tim Hudson	15
1962	Larry Nichols	11	<b>SAVES</b>		
1964	Jimmy Barfield	9	2003	Steven Register	16
1971	Ken Dempsey	*12	<b>TEAM NCAA LEADERS</b>		
1987	Tony Haney	25	<b>BATTING AVERAGE</b>		
2005	Karl Amonite	25	2020		.330
<b>RUNS BATTED IN</b>			<b>HOME RUNS</b>		
1962	Larry Nichols	32	2010		131
1999	Casey Dunn	86	<b>HOME RUNS PER GAME</b>		
2010	Hunter Morris	76	2010		2.05
2018	Edouard Julien	69	<b>SLUGGING PERCENTAGE</b>		
<b>STOLEN BASES</b>			2010		.591
1978	Dom Fucci	28			
2012	Jay Gonzalez	30			

## NO-HITTERS &amp; PERFECT GAMES

## MARCH 9, 2018

Score	Auburn 6, Northeastern 0
Feat	No-hitter
Individuals	Casey Mize [9.0]
Notes	The no-hitter came with 13 strikeouts and no walks.

## MARCH 19, 2002

Score	Auburn 9, UAB 2
Feat	Combined No-hitter
Individuals	Mike Mueller [2.0], Lee Carter [1.0], Brandon Channell [1.0], Reid Price [1.0], Andrew Skinner [1.0], Arnold Hughey [1.0], Ken Clayton [1.0], Cory Dueitt [0.2], Sean Jones [0.1]
Notes	NCAA Division I record nine pitchers combined to no-hit UAB ... Six base runners on the evening ... One hit batter in the second inning along with two walks and three Auburn errors in the ninth inning ... Only four balls hit out of the infield.

## MARCH 2, 2002

Score	Auburn 9, Murray State 0
Feat	Perfect Game
Individual	Eric Brandon [9.0]
Notes	Retires all 27 batters faced, while striking out a career-high 12 batters ... First Auburn pitcher and first Southeastern Conference pitcher since 1963 (39 years) to toss a nine-inning perfect game ... Threw 94 pitches, including 69 for strikes ... Brandon's parents both hail from Murray, Ky., and graduated from Murray State.

## APRIL 30, 1991

Score	Auburn 14, LaGrange 0 [7 inn.]
Feat	Perfect Game
Individual	Jason Johnson [7.0]

## MARCH 11, 1979

Score	Auburn 10, Clemson 1
Feat	Combined No-Hitter
Individuals	Dan Becton [6.0], Phil Deriso [3.0]

## FEBRUARY 26, 1976

Score	Auburn 5, Houston 0 [7 inn.]
Feat	No-hitter
Individual	Joe Beckwith [7.0]
Notes	No-hitter came in the season opener.

## APRIL 4, 1948

Score	Auburn 6, Tennessee 0
Feat	No-hitter

## APRIL 2, 1937

Score	Auburn 17, Troy 2
Feat	No-hitter

## APRIL 18, 1936

Score	Auburn 3, Georgia 0
Feat	No-hitter
Notes	First known no-hitter in Auburn history.







# HOME RUN RECORDS

## GRAND SLAMS (since 1979)

Date	Player	Opponent	Pitcher (R/L)	Inn.
4/7/79	Pat Keedy	Alabama	Ben Flagler	7th
1979	Tim Rowell	Fairfield	Joe Cizynski	1st
4/10/82	John Metasavage	LSU	Bill Donathon	2nd
4/14/82	Mogentale	at Columbus College	Givens	1st
5/11/982	Bob Berry	at Georgia State	Tracy Dean	5th
4/6/85	Tim Lemmons	at Alabama	Greg Hibbard (L)	7th
4/7/85	Tim Lemmons	at Alabama	Mike Sodder (L)	3rd
5/2/85	Paul Foster	Alabama (Dothan)	Jeff Oyster (R)	5th
3/1086	Paul Foster	RICHMOND	Jim Merritt (R)	7th
3/12/86	Mark Sayers	at UAB	Chris Murdock (R)	6th
3/29/86	Mark Sayers	at Vanderbilt [Gm 1]	John Parke (R)	2nd
5/1/86	Tony Haney	Alabama (Dothan)	Todd Poelstra (L)	6th
2/25/87	Frank Thomas	at UAB	Chris Murdock (R)	6th
3/8/87	Frank Thomas	at Samford	Rex Tuckler (L)	3rd
5/2/87	T. Youngblood	at Tennessee	Ron Morton (R)	9th
3/6/88	Jeff Livesey	at Vanderbilt	Mike McLochlin (R)	9th
3/20/88	Jeff Livesey	at Georgia	Phil Willis (R)	5th
3/31/88	Jeff Livesey	RIDER	Kenny Kremer (L)	8th
5/20/89	Joe Siwa	W. CAROLINA	Paul Menhart (R)	3rd
4/1/90	Mickey Torme	at LSU	Jason Wall (L)	7th
2/8/91	Andrew Albrecht	W. CAROLINA	Jeff Graham (R)	2nd
3/4/91	Jeff Leatherman	APPALACHIAN ST.	Gary Davis (R)	8th
4/12/92	Chris Holland (ITP)	at Arkansas	Brent Birch (L)	3rd
3/5/93	Mark Bellhorn	TAMPA	Keith LeBrecque (R)	6th
3/5/94	Kevin Chabot	JACKSONVILLE ST.	Tony Shaver (R)	1st
4/11/94	Ken Key	ETSU	Todd Anderson (R)	3rd
3/17/95	Mark Bellhorn	E. MICHIGAN	Tim Tessmar (L)	8th
3/19/95	Kevin Chabot	E. MICHIGAN	Mark Rutherford (R)	3rd
2/17/96	Josh Etheredge	VMI [Gm. 1]	Danny Hughes (R)	3rd
3/5/96	Josh Etheredge	UNC-G'BORO	Jonathan Jackson (R)	5th
4/26/96	Josh Etheredge	at Ole Miss	Charles Barbour (R)	7th
3/4/97	Josh Etheredge	Samford (Vestavia)	Glen Criswell (R)	6th
3/21/97	Adam Sullivan	GEORGIA	Chris Hall (R)	7th
3/2397	Josh Etheredge	GEORGIA	Dough Bridges (L)	1st
3/25/97	Casey Dunn	at UAB	Scott Beyer (R)	5th
5/9/97	Tim Hudson	OLE MISS	Dan DeYoung (R)	9th
2/1098	Jamie Kersh	WINTHROP	Aaron Sundsma (R)	9th
3/22/98	Josh Etheredge	at Georgia	Matt Hanson (R)	6th
5/9/98	Casey Dunn	at Alabama	Matt Bernard (R)	9th
2/11/00	Mailon Kent	FURMAN	Mike Dugan (L)	7th
3/12/00	Todd Faulkner	SOUTH CAROLINA	Jamie Paston (R)	8th
3/19/00	Jonathan Schuerholz	at Arkansas	Mitch Tisher (R)	7th
4/2/00	Brett Burnham	LSU	Heath McMurray (R)	5th
4/29/00	Mailon Kent	at Florida	Eddie Rojas (L)	6th
5/6/00	Jonathan Schuerholz	at Alabama	Brice Heath (R)	8th
5/27/00	Mailon Kent	vs. Stetson	Charles Aulet (R)	4th
2/10/01	Gabe Gross	CAMPBELL [Gm. 1]	Rob Finch (R)	3rd
5/11/01	Gabe Gross	at LSU	Billy Brian (R)	6th
5/31/02	Sean Gamble	vs. Florida Atlantic	Travis NeSmith (R)	2nd
3/22/03	Karl Amonite	at Kentucky	Galvin (R)	7th
4/13/03	Josh Bell	at Mississippi State	Ramsey (R)	5th
5/31/03	Scott Schade	CLEMSON	Walker (R)	8th
4/23/05	Jeff Boutwell (ITP)	FLORIDA	Alan Horne (R)	1st
2/26/06	Mike Bianucci	ELON	Justin Bors (R)	4th
4/15/06	Jeff Boutwell	MISSISSIPPI STATE	Josh Johnson (R)	4th
2/11/07	Eric Skinner	at South Alabama	Nabors (R)	1st
4/6/07	Robert Brooks	at LSU	Furbush (L)	3rd
5/17/07	Joseph Sanders	at Kentucky	Rusin (L)	4th
3/25/08	Joseph Sanders	SAMFORD	Vanfleteren (R)	4th
3/18/09	Trent Mummey	CHAS. SOUTHERN	Deighan (R)	8th
3/24/09	Joseph Sanders	at Samford	Vanderheiden (R)	6th
4/28/09	Ben Jones	TROY	Mathers (L)	5th
3/21/10	Hunter Morris	at Georgia	Tanner (R)	6th
4/9/10	Trent Mummey	LSU	Bradshaw (R)	8th
5/15/10	Trent Mummey	TENNESSEE	Blount (R)	3rd
2/22/11	Tony Caldwell	JACKSONVILLE STATE	Watts (L)	1st
3/19/11	Kevin Patterson	ARKANSAS	Moore (R)	4th
5/20/11	Tony Caldwell	at Tennessee	Saberhagen (L)	9th
3/17/12	Zach Alvord	at Ole Miss	Ellis (R)	8th
5/8/12	Zach Alvord	Presbyterian	White (L)	6th
4/11/17	Dylan Ingram	at Samford	Greer (R)	2nd
4/18/17	Luke Jarvis	at Kennesaw State	Wilkes (R)	4th
4/29/17	Dylan Ingram	at Mississippi State [Gm. 1]	Plumlee (R)	4th
3/3/18	Edouard Julien	BYU [Gm. 1]	Burrup (L)	7th
3/17/18	Steven Williams	TEXAS A&M	Roa (R)	8th
4/20/18	Brendan Venter	at Alabama	Vainer (R)	6th
5/5/18	Edouard Julien	VANDERBILT	Raby (R)	2nd
5/23/18	Edouard Julien	vs. Ole Miss	Roth (R)	9th
3/21/19	Conor Davis	at UAB	Wesson (R)	5th
3/6/21	Cam Hill	BOSTON COLLEGE	Sheehan (R)	1st

## LEADOFF HOME RUNS (since 1979)

Date	Player	Opponent
4/27/81	Barry Panter	Montevallo
3/20/82	Neal Mitchell	Mississippi St.
4/15/82	Neal Mitchell	Columbus College
3/30/84	Rock Wilson	Troy State
2/22/86	Bo Jackson	Clemson
3/14/87	Rock Wilson	Georgia
4/25/87	Rock Wilson	Alabama
4/26/89	Chris Hart	UAB
4/30/89	Chris Hart	Tennessee
5/14/89	Chris Hart	Georgia
2/11/90	Chris Hart	Western Carolina
2/10/91	Mike Killmett	Western Carolina
3/31/96	Adam Sullivan	Kentucky
4/23/96	Adam Sullivan	Marshall
4/22/97	Adam Sullivan	Marshall
2/16/00	Mailon Kent	UAB
3/17/02	Javon Moran	Kentucky
3/4/08	Luke Greinke	Davidson
3/18/08	Trent Mummey	at Troy
4/13/08	Trent Mummey	South Carolina
3/6/09	Trent Mummey	Brown
3/7/09 [G2]	Trent Mummey	Brown
3/11/09	Trent Mummey	Western Kentucky
3/18/09	Trent Mummey	Charleston Southern
5/17/14	Anfernee Grier	LSU
4/19/16	Anfernee Grier	Alabama St.
5/12/18	Will Holland	Ole Miss
5/22/18	Will Holland	Kentucky
2/23/21	Judd Ward	Alabama A&M
4/2/21	Ryan Bliss	Arkansas
5/15/21	Ryan Bliss	Texas A&M
5/25/21	Ryan Bliss	Ole Miss

## WALK-OFF HOME RUNS (since 1979)

Date	Player	Opponent
3/8/80 [13th]	Doug Gilcrease	Mississippi St.
3/9/80 [11th]	Steve Renfro	Mississippi St.
4/26/80	Steve Renfro	Ole Miss
5/3/80	Rodney Rushing	Alabama
3/18/82	Rodney Dallar (10th)	Austin Peay
5/4/82	Bob Berry	Troy State
4/5/83 [11th]	DeWayne Friend	Jacksonville St.
4/12/85 [G2]	Bo Jackson	Mississippi St.
3/13/85	Tim Lemons	Virginia
2/18/87 [11th]	Tony Haney	Huntington
5/24/97	David Ross	at Florida State
2/10/98	Jamie Kersh	Winthrop
2/7/03	Sean Gamble	VCU
2/20/04	Josh Bell (10th)	Boston College
2/6/05	Clete Thomas	Hofstra
2/17/06	Mike Bianucci	Hofstra
3/14/07	Josh Donaldson	VMI
2/20/09	Justin Hargett	Elon
4/10/09 [11th]	Justin Hargett	Florida
2/26/10 [10th]	Brian Fletcher	Boston College
2/15/13	Damek Tomscha	Maine
4/2/17	Conor Davis	South Carolina
6/1/19	Steven Williams	Georgia Tech

## BACK-TO-BACK HOME RUNS (since 1979)

Date	Players	Opponent	Inn.
3/17/79	J.B. Brown-Steve Montgomery	at Mississippi St.	5th
3/24/81	Bob Berry-Dav. Mogentale-Mike Swaim	at SE Louisiana	7th
5/5/82	Bob Berry-Rodney Dallar	Livingston	5th
4/13/83	Paul Foster-Bo Jackson	at Ala. Christian	5th
4/14/83	David Miller-Bob Berry	at Georgia Tech	1st
3/30/84	Kevin Henry-Kevin Jordan	at Troy State	4th
3/30/84	Donnie Thomas-DeWayne Friend	at Troy State	5th
4/19/84	Donnie Thomas-DeWayne Friend	Fla. Int'l	2nd
3/1985	Bo Jackson-Mark Sayer	at Troy State	8th
3/23/85	Paul Foster-Bo Jackson	Ole Miss	3rd
4/2/85	Paul Foster-Bo Jackson	at Georgia	8th
3/29/86	Mark Sayers-Paul Foster	at Vanderbilt	2nd
5/16/87	Kevin Henry-Frank Thomas	Mississippi St.	4th
3/31/91	Brad Parker-Brannen Veal	LSU	3rd
2/26/94	Dallan Ruch-Kevin Chabot	MTSU	6th
3/2/94	Mark Bellhorn-Brandon Moore	Troy State	1st
3/22/95	Jay Waggoner-Mark Bellhorn	at UAB	6th
4/10/95	Kirby Clark-Josh Etheredge	at MTSU	3rd
4/15/95	Dallan Ruch-Kirby Clark	Arkansas	4th
5/6/95	Mark Bellhorn-Shawn McNally	at LSU	4th



TEAM & INDIVIDUAL SUPERLATIVES

Table listing individual superlatives with columns for date and player name.

Table listing individual superlatives with columns for opponent and rank.

20-RUN GAMES

AUBURN'S

Table listing Auburn's 20-run games with columns for score, opponent, and date.

FIVE-HIT GAMES (Since 1974)

Table listing five-hit games with columns for player, AB, opponent, and date.

OPPONENT'S

Table listing opponent's 20-run games with columns for score, opponent, and date.







# THE LAST TIME...

## BATTING SUPERLATIVES

5 hits in a game  
 6 hits in a game  
 Reached base 6 times  
 4 runs in a game  
 5 runs in a game  
 6 runs in a game  
 10-game hitting streak  
 15-game hitting streak  
 20-game hitting streak  
 25-game hitting streak  
 30-game hitting streak  
 3 doubles in a game  
 4 doubles in a game  
 2 triples in a game  
 3 triples in a game  
 2 home runs in one game  
 3 home runs in one game  
 7 RBI in a game  
 8 RBI in a game  
 9 RBI in a game  
 10 RBI in a game  
 Grand slam home run  
 Inside-the-park home run  
 HR to begin game  
 Two HR in one inning  
 HR in consecutive at-bats  
 HR in three consecutive at-bats  
 HR in consecutive games  
 HR in three consecutive games  
 HR in three consecutive SEC games  
 HR in four consecutive games  
 HR in four consecutive SEC games  
 HR in five consecutive games  
 Walk-off HR  
 Pinch-hit HR  
 Pinch-hit grand slam  
 HR in first at-bat of season  
 HR in both games of DH  
 Hit for the cycle  
 Hit from both sides of plate in same inning  
 Two hits in same inning  
 Stole home  
 Stole two bases in a game  
 Stole three bases in a game  
 Hit by a pitch 2 times in a game  
 Hit by a pitch 3+ times in a game  
 Scored 20 or more runs  
 Scored 25 or more runs  
 Scored 30 or more runs  
 Scored 5 runs in an Inning  
 Scored 6 runs in an Inning  
 Scored 7 runs in an Inning  
 Scored 8 runs in an Inning  
 Scored 9 runs in an Inning  
 Scored 10+ runs in an Inning  
 Recorded 10+ hits in an Inning  
 Scored in every inning  
 Recorded 15-19 hits  
 Recorded 20 or more hits  
 Hit 3 or more home runs in an inning  
 Hit 3 or more home runs in a game  
 Hit 5 or more home runs in a game  
 Hit 7 or more home runs in a game  
 Hit back-to-back home runs  
 Hit back-to-back-to-back home runs  
 Had 5 doubles  
 Had 6 doubles  
 Had 7 doubles  
 Had 8 doubles  
 Had 9+ doubles  
 Stole 5 bases in a game  
 Stole 6 bases in a game  
 Stole 7 bases in a game  
 Stole 8 bases in a game  
 Walked 10+ times  
 Did not strike out in a game

Anfernee Grier at Kennesaw St. [5-for-6] (4/12/16)  
 Tyler Johnstone vs. Elon [6-for-7, 2B, 3B] (2/25/05)  
 Bryson Ware vs. Alabama A&M [3-5, 3 BB] (2/24/21)  
 Cam Hill at Missouri (5/20/21)  
 Rankin Woley vs. #18 Boston College (3/6/21)  
 Bryson Ware vs. Alabama A&M (2/24/21)  
 Rankin Woley, 12 games (2/28-3/21/21)  
 Jonah Todd, 16 games, (4/8-5/7/17)  
 A. Grier, 22 games, (5/31/15-3/22/16)  
 Justin Fradejas, 27 games (3/23-5/7/10)  
 Casey Dunn, 31 games (2/22 [G1]-4/15/97)  
 Ryan Bliss vs. LSU (5/6/21)  
 Ken Dempsey vs. Georgia (1971)  
 Jay Gonzalez vs. Alabama State (2/28/12)  
 never  
 Kason Howell at Missouri (5/20/21)  
 Tony Caldwell at Kentucky (4/9/11)  
 Brody Moore vs. Alabama A&M (2/24/21)  
 Justin Bryant at Georgia (3/19/10)  
 Hunter Morris at Georgia (3/21/10)  
 Bob Berry vs. Huntington (4/15/82)  
 Cam Hill vs. #18 Boston College (3/6/21)  
 Kason Howell at Alabama (4/15/21)  
 Ryan Bliss vs. #11 Ole Miss (5/25/21)  
 Dan Glevenyak at Jacksonville State (8th) (5/7/13)  
 Steven Williams vs. Texas A&M (5/15/21)  
 Edouard Julien vs. Alabama A&M / at UCF (2/20-22/19)  
 Rankin Woley vs. North Alabama / at Missouri (5/18-20/21)  
 Steven Williams at #20 Georgia Tech / at Alabama (4/13-16/21)  
 Trent Mummy (4/17-23/10)  
 Joseph Sanders (5/10-15/08)  
 Mike Bianucci (5/2-9/08)  
 Tim Lemons (4/6-10/85)  
 Steven Williams at #7 Georgia Tech (6/1/19)  
 Cam Hill vs. Kentucky (3/26/21)  
 Edouard Julien vs. BYU (3/3/18 [G1])  
 Steven Williams vs. Longwood (2/17/18)  
 Dylan Ingram at #7 Mississippi St. (4/29/17)  
 Judd Ward [3B, 1B, HR, 2B] vs. Illinois-Chicago (2/15/20 [G1])  
 Damon Haecker [5th inn.] vs. Jacksonville St. (3/15/17)  
 Ryan Bliss [1B, 1B] & Rankin Woley [2B, 1B] at #4 Ole Miss [8th] (3/21/21)  
 Justin Hargett vs. Davidson (Gm 2) [4th] (G1 - 3/3/10)  
 Josh Hall vs. Alabama A&M (2/23/21)  
 Anfernee Grier vs. Southern (2/26/16)  
 Rankin Woley vs. #18 Boston College (3/6/21)  
 Dan Glevenyak at Alabama (4) (4/11/14)  
 20 vs. Wright State (2/29/20)  
 25 vs. Longwood (2/17/18)  
 33 vs. Alabama A&M (2/24/21)  
 5, vs. Little Rock [5th] (3/12/21)  
 6, at Missouri [8th] (5/20/21)  
 7, vs. Chicago State [3rd] (3/8/20)  
 8, at UAB [5th] (3/19/19)  
 9, at #4 Ole Miss [8th] (3/21/21)  
 14, vs. Alabama A&M [4th] (2/24/21)  
 11, vs. Furman [5th] (2/12/00)  
 vs. Coppin State (3/18/14)  
 16, vs. North Alabama (5/18/21)  
 27, vs. Alabama A&M (2/24/21)  
 3, vs. Northeastern [6th] (G1 - 3/10/18)  
 3, at Missouri (5/20/21)  
 6, vs. Texas A&M (5/15/21)  
 7, vs. Mississippi State (5/8/10)  
 Rankin Woley & Steven Williams vs. Samford [3rd] (4/20/21)  
 Ryan Bliss, Tyler Miller & Rankin Woley vs. Texas A&M [1st] (5/15/21)  
 5, vs. North Alabama (5/18/21)  
 6, vs. Jacksonville State (4/21/21)  
 7, vs. Chicago State (3/8/20)  
 8, vs. BYU (3/3/18 [G1])  
 11, vs. Alabama A&M (2/24/21)  
 5, vs. Bethune-Cookman (5/6/14)  
 6, vs. #21 Tennessee (3/17/19)  
 7, vs. Presbyterian (5/8/12)  
 8, vs. Alcorn State (2/22/12)  
 11, vs. Alabama A&M (2/24/21)  
 vs. Belmont (3/11/12)

## PITCHING SUPERLATIVES

**INDIVIDUAL**  
 Nine-inning no-hitter  
 Nine-inning no-hitter (combined)  
 Seven-inning no-hitter  
 Nine-inning perfect game  
 Seven-inning perfect game  
 Nine-inning one-hitter (individual)  
 Nine-inning one-hitter (combined)  
 Five-inning one-hitter  
 Nine-inning two-hitter  
 Complete game  
 Complete game shutout  
 Consecutive complete games  
 Struck out 10 batters  
 Struck out 11 batters  
 Struck out 12 batters  
 Struck out 13 batters  
 Struck out 15 batters  
**TEAM**  
 Struck out 15+ batters  
 Struck out 20+ batters  
 Struck out 15 batters consecutive games  
 Shut out an opponent  
 Consecutive shutouts  
 Three straight shutouts  
 Shut out an SEC opponent  
 Shut out an SEC opponent on the road  
 Consecutive SEC shutouts  
 Consecutive SEC shutouts on the road  
 Was shut out  
 Was held to one hit  
 Was no hit  
**FIELDING SUPERLATIVES**  
 2 errors in a game  
 3 errors in a game  
 4 errors in a game  
 3 double plays turned in a game  
 4 double plays turned in a game  
 5 double plays turned in a game  
 Triple play (Auburn)  
 Triple play (Opponent)  
 Threw a runner out at HP to end game  
**MISC. SUPERLATIVES**  
 Won 10 or more consecutive games  
 Won 15 or more consecutive games  
 Won 8 or more consecutive SEC games  
 Lost 5 or more consecutive games  
 Home winning streak  
 Road winning streak  
 Season-opening winning streak  
 Extra-innings win  
 Extra-innings loss  
 Swept a 3-game series  
 Swept a road series  
 Swept a road SEC series  
 Swept a SEC series  
 Swept a 4-game series  
 Swept a doubleheader  
 Allowed 3 runs or fewer in a series  
 Allowed 3 runs or fewer in a SEC series  
 Allowed 4 runs or fewer in a series  
 Allowed 4 runs or fewer in a SEC series  
 Allowed 3 runs or fewer in a road series  
 Allowed 3 runs or fewer in a SEC road series  
 Overcome a deficit of 7+ runs  
 Won a 1-0 game  
 Lost a 1-0 game  
 Walk-off win  
 Walk-off loss

Casey Mize vs. Northeastern (3/9/18)  
 Mike Mueller [2.0], Lee Carter [1.0],  
 Brandon Channell [1.0], Reid Price [1.0], Andrew Skinner [1.0], Arnold  
 Hughey [1.0], Ken Clayton [1.0], Cory Duettt [0.2], Sean Jones [0.1]  
 vs. UAB (3/19/02)  
 Jason Johnson vs. LaGrange College (4/30/91)  
 Eric Brandon vs. Murray State (3/2/02)  
 Jason Johnson vs. LaGrange College (4/30/91)  
 Keegan Thompson vs. Presbyterian (3/1/14)  
 Tanner Burns [7.0], Cody Greenhill [2.0] vs. Chicago State (3/6/20)  
 Kevin Davis [3.2], Jacob Millman [1.1], vs. Radford (2/22/15)  
 Tanner Burns [9.0] vs. Cincinnati (3/1/19)  
 Jack Owen vs. UTSA (3/9/19)  
 Jack Owen vs. UTSA (3/9/19)  
 K. Thompson vs. Arkansas & LSU (4/4 & 4/11/15)  
 10 by Tanner Burns vs. Chicago State (3/6/20)  
 11 by Bailey Horn vs. Chicago State (3/8/20)  
 12 by Casey Mize at Kentucky (3/23/18)  
 13 by Casey Mize vs. Texas A&M (3/16/18)  
 15 by Tanner Burns vs. Cincinnati (3/1/19)  
 Joseph Gonzalez [7] & Hayden Mullins [8] at UAB (3/9/21)  
 Brooks Fuller [4], Ryan Watson [4], Elliott Anderson [3],  
 Cody Greenhill [4], Carson Skipper [3], Garrett Wade [2] vs. #9 Arkansas (4/5/19)  
 vs. Ga. State, at Missouri (4/5-7/16)  
 3-0 at Missouri (5/21/21)  
 7-0 vs. Little Rock / 6-0 vs. Little Rock (3/12-13/21)  
 2-0 vs. UT Martin / 6-0 vs. UTSA / 5-0 vs. UTSA (3/6-9/19)  
 3-0 at Missouri (5/21/21)  
 3-0 at Missouri (5/21/21)  
 5-0 and 4-0 at Miss. State (3/27-28/15)  
 5-0 and 4-0 at Miss. State (3/27-28/15)  
 4-0 at Georgia (4/29/21)  
 vs. #24 Missouri (4/1/18)  
 vs. #13 Arkansas (5/25/17)  
 Rankin Woley vs. Texas A&M (5/16/21)  
 Luke Jarvis vs. Presbyterian (3/11/17)  
 Brett Burnham at Alabama (4/5/00)  
 vs. Baylor (2/27/21)  
 at #1 Arkansas (4/3/21)  
 never  
 vs. Memphis (5/22/78)  
 at Florida [4th] (3/15/08)  
 Will Holland vs. Presbyterian (3/12/17)  
 15 (2/24-3/22)  
 15 (2/24-3/22)  
 9 (4/1-21/95)  
 5 (4/2-11/21)  
 21 (1964-66)  
 14 (1967/1995)  
 17 (2/7-3/5/97)  
 10-6 at #20 Georgia [14 inn.] (4/30/21)  
 7-8 at Alabama [10 inn.] (4/15/21)  
 vs. Presbyterian (2/19-21/21)  
 at Alabama (4/20-21/18)  
 at Alabama (4/20-21/18)  
 vs. #21 Tennessee (3/15-17/19)  
 vs. Illinois-Chicago (2/14-16/20)  
 vs. Illinois-Chicago (2/15/20)  
 2, vs. Chicago State (3/6-8/20)  
 3 vs. Miss. State (3/27-29/15)  
 3 vs. UTSA (3/8-9/19)  
 4 vs. Georgia (4/23-25/15)  
 3 vs. Miss. State (3/27-29/15)  
 3 vs. Miss. State (3/27-29/15)  
 7 runs, [7-0, 12-8] vs. Florida A&M (2/22/17)  
 vs. Mercer (5/30/15) [INCAA Regional]  
 vs. Ohio State (2/15/14)  
 vs. LSU [9 inn.] (5/8/21)  
 at Alabama [9 inn.] (4/17/21)



# YEAR-BY-YEAR RESULTS (1895-1948)

## 1895 (0-1)

Date	Opponent	Score	W/L
	at Mercer	L	

## 1896 (2-2)

Date	Opponent	Score	W/L
	at Mercer	L	
5/15	ALABAMA	12-9	W
5/15	ALABAMA	14-8	W
5/16	at Georgia	16-1	L

## 1897 (1-4)

Date	Opponent	Score	W/L
4/10	GEORGIA TECH	6-4	W
4/24	Georgia	20-2	L
4/30	Sewanee	4-1	L
5/1	Sewanee	4-1	L
5/7	Alabama		PPD
5/8	Alabama		PPD
5/15	Mercer	19-4	L

## 1898 (0-2)

Date	Opponent	Score	W/L
4/15	GEORGIA TECH	4-3	L
4/16	Mercer	7-3	L

## 1899 (2-5)

Date	Opponent	Score	W/L
4/8	GEORGIA TECH	10-8	L
4/15	at Mercer	11-2	L
4/22	at Georgia Tech	6-4	L
5/11	at Alabama	10-4	W
5/12	at Alabama	6-5	L
5/13	at Alabama	7-5	W
5/15	MERCER	19-4	L

## 1900 (3-3)

Date	Opponent	Score	W/L
4/14	MONTGOMERY	17-5	W
4/27	vs. Alabama (Montgomery)	9-7	W
4/28	vs. Alabama (Montgomery)	9-5	L
4/28	vs. Alabama (Montgomery)	5-4	L
5/5	GEORGIA TECH	9-4	W
5/12	at Mercer	11-4	L
5/17	vs. Southern (Ala.) University		PPD
5/18	vs. Southern (Ala.) University		PPD

## 1901 (1-7)

Date	Opponent	Score	W/L
3/29	at Clemson	8-0	L
3/30	at Clemson	11-4	L
4/26	Alabama	5-1	L
4/27	Alabama	9-1	L
4/27	Alabama	5-2	L
5/4	at Georgia Tech	15-12	L
5/5	at Georgia Tech		L
5/7	at Georgia	7-2	W

## 1902 (0-5)

Date	Opponent	Score	W/L
4/11	vs. Alabama (Selma, Ala.)	18-2	L
4/12	vs. Alabama (Selma, Ala.)	0-11	L
4/12	vs. Alabama (Selma, Ala.)	0-11	L
4/19	at Mercer	6-4	L
4/25	vs. Georgia (Atlanta, Ga.)	10-0	L

## 1903 (1-6)

Date	Opponent	Score	W/L
4/11	at Mercer	8-6	L
4/13	CLEMSON	3-0	L
4/21	vs. Georgia (Atlanta, Ga.)	8-2	L
4/25	at Georgia Tech	8-7	L
5/1	vs. Alabama (Selma, Ala.)	6-5	W
5/2	vs. Alabama (Selma, Ala.)	10-3	L
5/2	vs. Alabama (Selma, Ala.)	3-0	L

## 1904 (2-9)

Date	Opponent	Score	W/L
4/4	FLORIDA STATE	6-3	W
4/9	at Mercer	8-1	L
4/14	at Alabama	6-4	L
4/15	at Alabama	8-1	L
4/16	at Alabama	5-4	W
4/23	at Georgia Tech	4-3	L
4/25	at Georgia	8-3	L
4/29	vs. Georgia	5-3	L
4/29	vs. Georgia	5-0	L
5/5	TULANE		PPD
5/6	TULANE		PPD
5/7	TULANE		PPD

## 1905 (9-3)

### SIAA CHAMPIONS

Date	Opponent	Score	W/L
3/30	at Mercer	3-1	L
4/1	at Mercer	5-2	W
4/6	at Southern (Ala.) University	6-3	W
4/7	at Southern (Ala.) University	4-2	L
4/8	at Southern (Ala.) University	5-2	W
4/13	ALABAMA	3-2	L
4/14	ALABAMA	4-3	W
4/15	ALABAMA	6-5	W
4/24	MERCER	12-7	W
4/27	GEORGIA	2-0	W
4/28	GEORGIA		PPD
5/5	GEORGIA TECH	1-0	W
5/6	GEORGIA TECH	4-2	W

## 1906 (11-3)

Date	Opponent	Score	W/L
3/26	CUMBERLAND	5-4	W
3/27	CUMBERLAND	9-3	W
3/28	CUMBERLAND		PPD
4/6	at Mercer	10-3	W
4/7	at Mercer	7-4	W
4/20	at Alabama	14-0	W
4/21	at Alabama	7-4	W
5/4	SOUTHERN (ALA.) UNIVERSITY	1-0	W
5/5	SOUTHERN (ALA.) UNIVERSITY	3-1	L
5/7	CENTRE COLLEGE	5-3	W
5/11	GEORGIA TECH	2-1	W
5/12	GEORGIA TECH	5-0	L
5/12	GEORGIA TECH	4-0	L
5/14	at Mercer	10-8	W
5/15	at Mercer	8-7	W

## 1907 (10-6-1)

Date	Opponent	Score	W/L
3/28	at LSU	4-0	W
3/29	at LSU	5-3	W
3/30	at LSU	4-3	L
4/4	MARION	7-1	W
4/5	MARION		W
4/6	MARION	4-0	L
4/19	at Mercer	6-6 (11 inn.)	T
4/20	at Mercer	3-0	W
4/25	ALABAMA	2-1	L
4/26	ALABAMA	12-4	W
4/27	ALABAMA	8-5	L
5/2	at Georgia		L
5/3	at Georgia		W
5/4	at Georgia		W
5/10	GEORGIA TECH	3-2	W
5/11	GEORGIA TECH	2-0	L
5/11	GEORGIA TECH	4-1	W

## 1908 (14-5-1)

Date	Opponent	Score	W/L
3/26	NORTH GEORGIA	6-3	W
3/27	NORTH GEORGIA	15-4	W
3/28	NORTH GEORGIA	6-6	T
4/3	MISSISSIPPI STATE	6-3	W
4/4	MISSISSIPPI STATE	7-0	W
4/4	MISSISSIPPI STATE	6-4	W
4/17	at Mercer	2-1	W
4/18	at Mercer	3-1	W
4/23	at Alabama	3-1	L
4/25	at Alabama	9-1	L
4/25	at Alabama	1-0	L
4/27	vs. Mercer (Columbus, Ga.)	10-0	W
4/27	vs. Mercer (Columbus, Ga.)	6-2	W
5/1	at Georgia Tech	1-0	W
5/2	at Georgia Tech	7-2	L
5/7	CENTRE COLLEGE	13-2	W
5/8	CENTRE COLLEGE	6-4	W
5/9	CENTRE COLLEGE	10-0	W
5/11	GEORGIA TECH	6-0	L
5/12	GEORGIA TECH	8-3	W

## 1909 (14-6-1)

Date	Opponent	Score	W/L
3/26	at Mercer	4-3	W
3/27	at Mercer	1-0	W
4/1	SAMFORD	7-1	W
4/2	SAMFORD	19-5	W
4/3	SAMFORD	7-5	W
4/9	at Georgia	3-2	L
4/10	at Georgia	7-3	W
4/10	at Georgia	9-2	L
4/16	GEORGIA	6-6	T
4/17	GEORGIA	10-1	W
4/17	GEORGIA	7-2	W
4/19	at Sewanee	8-3	L
4/20	at Sewanee	2-1	L
4/20	at Sewanee	7-1	W
4/29	GEORGIA TECH	6-0	W
4/30	GEORGIA TECH	8-2	L
5/7	at Georgia Tech	2-0	W
5/8	at Georgia Tech	6-5	L
5/11	CUMBERLAND	5-0	W
5/12	CUMBERLAND	17-3	W
5/13	CUMBERLAND	7-3	W

## 1910 (8-6)

Date	Opponent	Score	W/L
4/1	at Alabama Presbyterian	3-1	W
4/2	at Alabama Presbyterian	12-1	W
4/8	at Georgia	5-0	W
4/9	at Georgia	4-2	W
4/9	at Georgia	7-2	L
4/15	GEORGIA TECH	16-1	W
4/16	GEORGIA TECH		PPD
4/25	at Mercer	8-3	L
4/26	at Mercer	3-1	L
4/26	at Mercer	2-1	W
5/6	at Georgia Tech	3-1	L
5/7	at Georgia Tech		PPD
5/9	MERCER	6-5	W
5/10	MERCER	7-2	W
5/13	GEORGIA	4-3	L
5/14	GEORGIA	10-3	L

## 1911 (8-11)

Date	Opponent	Score	W/L
4/3	at Mississippi State	5-3	W
4/3	at Mississippi State	6-0	L
4/5	at Mississippi State	2-1	W
4/7	at Georgia	2-0	L
4/8	at Georgia	1-0	L
4/14	GEORGIA	1-0	L
4/14	GEORGIA	3-1	L
4/15	GEORGIA	7-5	L
4/17	at Georgia Tech	4-1	L
4/18	at Georgia Tech	9-4	L
4/24	at Mercer	1-0	L
4/25	at Mercer	8-1	L
4/26	at Mercer	9-1	L
5/4	SAMFORD		W
5/5	SAMFORD		W
5/6	SAMFORD		W
5/12	CLEMSON	7-6	W
5/13	CLEMSON	5-4	W
5/13	CLEMSON	3-2	W

## 1912 (7-9-1)

Date	Opponent	Score	W/L
3/29	VANDERBILT	7-6	W
3/30	VANDERBILT	7-6 (11 inn.)	L
4/5	GEORGIA	6-3	L
4/6	GEORGIA	6-0	L
4/6	GEORGIA	1-0	L
4/8	MISSISSIPPI STATE	6-4	W
4/10	MISSISSIPPI STATE	10-9	W
4/10	MISSISSIPPI STATE	2-1	W
4/22	TEXAS	4-3	W
4/22	TEXAS	3-3	T
4/25	MERCER	1-0	L
5/2	at Georgia Tech	3-2	L
5/3	at Georgia Tech	7-5	W
5/4	at Georgia Tech	5-3	L
5/7	at Clemson	2-1	L
5/8	at Clemson	4-3	L
5/9	at Clemson	4-0	W

## 1913 (11-6)

Date	Opponent	Score	W/L
3/28	at Georgia	5-1	L
3/29	at Georgia	4-3	W
3/29	at Georgia	11-0	L
4/4	SOUTHERN (ALA.) UNIVERSITY	13-0	W
4/5	SOUTHERN (ALA.) UNIVERSITY	8-2	W
4/5	SOUTHERN (ALA.) UNIVERSITY	3-2	L
4/10	at Florida	3-2	W
4/11	at Florida	8-5	W
4/12	at Florida	4-2	W
4/18	GEORGIA TECH	3-2	W
4/19	GEORGIA TECH	10-4	L
4/19	GEORGIA TECH	4-3	W
4/26	MERCER	10-2	W
4/26	MERCER	8-4	W
5/8	CLEMSON	10-3	W
5/9	CLEMSON	18-4	L
5/10	CLEMSON	5-3	L

## 1914 (10-7)

Date	Opponent	Score	W/L
3/27	at Georgia Tech	9-4	W
3/28	at Georgia Tech	10-5	L
4/3	GEORGIA	11-2	L
4/4	GEORGIA	10-2	L
4/4	GEORGIA	6-3	L
4/9	at Florida	8-1	W
4/10	at Florida	4-3	W
4/11	at Florida	5-3	L
4/17	TULANE	8-3	W
4/18	TULANE	1-0	W
4/18	TULANE	8-6	W





# YEAR-BY-YEAR RESULTS (1895-1948)

## 1917 (9-5)

Date	Opponent	Score	W/L
3/28	at Southern (Ala.) University	6-1	W
3/29	at Southern (Ala.) University	8-2	W
3/30	at Marion	10-1	W
3/31	at Marion	11-1	W
4/6	at Georgia	10-0	L
4/7	at Georgia	3-0	W
4/7	at Georgia	2-0	L
4/14	GEORGIA TECH	5-4	W
4/14	GEORGIA TECH	4-1	W
4/20	LSU	CLD	
4/21	LSU	CLD	
4/25	MERCER	6-2	L
4/26	MERCER	4-2	L
5/4	CLEMSON	7-0	W
5/5	CLEMSON	8-3	W
5/5	CLEMSON	7-4	L

## 1918 (7-5) SIAA CHAMPIONS

Date	Opponent	Score	W/L
3/29	at Georgia	12-2	W
3/30	at Georgia	3-1	L
4/5	MERCER	16-10	W
4/6	MERCER	6-2	W
4/12	at Georgia Tech	8-4	L
4/13	at Georgia Tech	10-4	W
4/19	GEORGIA TECH	8-3	L
4/20	GEORGIA TECH	3-0	W
4/26	at Mercer	3-0	L
4/27	at Mercer	2-1	L
5/3	GEORGIA	4-2	W
5/4	GEORGIA	7-2	W

## 1919 (8-7-1)

Date	Opponent	Score	W/L
3/28	GEORGIA	0-0 (11 inn.)	T
3/29	GEORGIA	6-0	L
4/4	at Georgia	5-4	L
4/5	at Georgia	3-0	L
4/11	at Georgia Tech	2-1 (10 inn.)	L
4/12	at Georgia Tech	4-2	L
4/18	OGLETHORPE	3-2 (10 inn.)	W
4/19	OGLETHORPE	6-2	W
4/25	at Mercer	10-2	L
4/26	at Mercer	3-0	W
5/3	BIRMINGHAM-SOUTHERN	15-3	W
5/4	BIRMINGHAM-SOUTHERN	11-2	W
5/6	SAMFORD	4-3	L
5/6	SAMFORD	5-4	W
5/10	MERCER	4-1	W
5/11	MERCER	5-4 (12 inn.)	W

## 1920 (16-5-3) SIAA CHAMPIONS

Date	Opponent	Score	W/L
3/26	SAMFORD	1-1	T
3/27	SAMFORD	9-3	W
4/1	at Oglethorpe	7-0	W
4/2	at Oglethorpe	3-1	W
4/3	at Furman	1-0	L
4/4	at Furman	2-0	W
4/5	at Clemson	10-0	W
4/6	at Clemson	15-2	W
4/12	MICHIGAN	1-1	T
4/13	MICHIGAN	4-3	W
4/16	GEORGIA TECH	6-2	L
4/17	GEORGIA TECH	5-4	W
4/19	at Wofford	3-2	L
4/20	at Wofford	5-4	W
4/21	at Virginia	1-0	L
4/22	at Virginia	4-0	W
4/23	at Washington & Lee	6-4	L
4/24	at VMI	7-2	W
4/30	GEORGIA	9-3	W
5/1	GEORGIA	3-0	W
5/4	vs. Florida (Tallahassee, Fla.)	7-2	W
5/5	vs. Florida (Tallahassee, Fla.)	1-0	W
5/5	vs. Florida (Tallahassee, Fla.)	1-1	T
5/10	at Georgia	1-0	W
5/11	at Georgia	3-2	W

## 1921 (18-4)

Date	Opponent	Score	W/L
3/21	CINCINNATI	10-1	W
3/25	YALE	4-1	L
3/26	at Mercer	8-5	W
4/1	OGLETHORPE	11-3	W
4/2	OGLETHORPE	3-1	L
4/4	INDIANA	10-4	W
4/5	INDIANA	2-1	W
4/8	CLEMSON	12-1	W
4/9	CLEMSON	12-1	W
4/15	at Georgia Tech	8-3	L
4/16	at Georgia Tech	PPD	
4/18	at Furman	8-4	W
4/19	at Furman	19-4	W
4/20	at Washington & Lee	4-0	W
4/21	at Washington & Lee	6-1	W
4/25	GEORGIA	4-1	W
4/26	vs. Georgia (Columbus, Ga.)	2-0	W
4/28	FT. BENNING	4-1	W
4/29	MERCER	5-0	W
4/30	MERCER	12-2	W
5/4	at Ft. Benning	4-1	W
5/6	at Georgia	12-4	W
5/7	at Georgia	4-0	W

## 1922 (8-10)

Date	Opponent	Score	W/L
3/17	FT. BENNING	1-0	W
3/18	FT. BENNING	10-3	L
3/24	at Ft. Benning	9-4	W
3/25	at Ft. Benning	8-4	L
3/31	at Georgia Tech	PPD	
4/1	at Georgia Tech	7-6	W
4/8	BIRMINGHAM-SOUTHERN	5-0	W
4/8	BIRMINGHAM-SOUTHERN	2-1	L
4/14	GEORGIA TECH	8-5	W
4/15	at Georgia Tech	5-4	L
4/21	at Mercer	4-3	L
4/22	at Mercer	6-4	W
4/28	at Oglethorpe	PPD	
4/29	at Oglethorpe	PPD	
5/1	vs. Vanderbilt (Montgomery, Ala.)	10-7	W
5/2	VANDERBILT	3-1	L
5/5	vs. Georgia	7-1	L
5/6	GEORGIA	3-2	L
5/12	GEORGIA	2-0	W
5/13	at Georgia	5-1	L

## 1923 (8-10-4)

Date	Opponent	Score	W/L
3/17	FT. BENNING	7-6	W
3/17	FT. BENNING	8-2	L
3/23	MERCER	4-0 (5 inn.)	W
3/24	MERCER	2-0	L
4/2	vs. Yale (Marion, Ga.)	4-0	W
4/3	at Ft. Benning	1-0	W
4/4	at Ft. Benning	6-0	L
4/6	DUKE	5-3	W
4/7	vs. Duke (Montgomery, Ala.)	10-7	L
4/11	vs. Michigan (Montgomery, Ala.)	8-1	W
4/12	MICHIGAN	9-2	L
4/14	vs. Georgia Tech (Montgomery) 2-2 (10 inn.)	T	
4/15	at Georgia Tech	7-3	W
4/16	at Vanderbilt	23-11	L
4/17	at Vanderbilt	8-2	L
4/21	GEORGIA TECH	2-2 (5 inn./rain)	T
4/22	vs. Georgia Tech (Mont.) 1-1 (7 inn./rain)	T	
4/30	vs. North Carolina (Montgomery)	3-3	T
5/5	GEORGIA	PPD	
5/6	vs. Georgia (Montgomery, Ala.) 7-5 (8 inn.)	L	
5/12	at Georgia	9-1	L
5/13	at Georgia	3-0	L

## 1924 (8-10-4)

Date	Opponent	Score	W/L
3/19	OHIO STATE	7-4	L
3/20	OHIO STATE	3-1	W
3/24	SAMFORD	5-2	L
3/25	SAMFORD	2-1	W
3/28	at Mercer	6-3	L
3/29	at Mercer	7-4	L
4/3	GEORGIA TECH	17-5	L
4/4	GEORGIA TECH	2-0	L
4/11	at Vanderbilt	19-11	L
4/12	at Vanderbilt	4-0	L
4/16	vs. Michigan (Montgomery, Ala.)	10-9	L
4/18	at Florida	10-3	W
4/19	at Florida	4-3	L
4/21	DUKE	4-2	L
4/25	at Samford	3-2	W
4/26	at Birmingham-Southern	7-6	L
5/3	vs. Mississippi St. (Montgomery, Ala.)	4-0	L
5/9	GEORGIA	5-3	L
5/10	GEORGIA	2-1	W
5/14	at Georgia Tech	7-6	L
5/15	at Georgia Tech	2-0	L
5/17	at Georgia	9-0	L

## 1925 (5-15)

Date	Opponent	Score	W/L
3/20	at Ft. Benning	9-4	L
3/21	at Ft. Benning	17-6	L
3/24	FT. BENNING	7-5	L
3/25	FT. BENNING	9-7	W
3/27	at Birmingham-Southern	13-5	W
3/28	at Birmingham-Southern	7-0	W
4/3	GEORGIA	5-2	L
4/4	GEORGIA	3-2	L
4/10	ILLINOIS	3-0	L
4/11	ILLINOIS	4-3	W
4/17	VANDERBILT	7-3	W
4/18	VANDERBILT	7-5	L
4/24	at Georgia Tech	25-2	L
4/25	GEORGIA TECH	10-8	L
5/1	at Georgia	4-1	L
5/2	at Georgia	8-0	L
5/4	at Clemson	7-5	L
5/5	at Furman	4-2	L
5/15	at Mercer	L	
5/16	at Mercer	4-0	L

## 1926 (21-7)

Date	Opponent	Score	W/L
3/19	at Ft. Benning	3-2	W
3/20	at Ft. Benning	14-12	W
3/23	FT. BENNING	11-4	W
3/23	FT. BENNING	5-1	W
3/24	GEORGIA	6-2	W
3/25	GEORGIA	PPD	
3/30	at Spring Hill	PPD	
3/31	at Loyola-New Orleans	6-5	W
4/1	at Loyola-New Orleans	13-2	W
4/2	at Tulane	4-2	L
4/3	at Tulane	4-0	W
4/5	MICHIGAN	8-5	W
4/6	CLEMSON	10-7	W
4/7	CLEMSON	7-0	W
4/9	at Georgia Tech	5-0	L
4/10	at Georgia Tech	13-7	L
4/14	at Samford	8-0	W
4/15	at Sewanee	10-6	W
4/16	at Vanderbilt	9-6	L
4/17	at Vanderbilt	8-4	W
4/23	vs. Birmingham-Southern (Mont.)	2-0	W
4/24	BIRMINGHAM-SOUTHERN	3-0	W
4/27	at Florida	2-1	W
4/28	at Florida	4-3	W
4/30	at Georgia	9-1	L
5/1	at Georgia	3-2	L
5/4	at Oglethorpe	9-8	L
5/5	OGLETHORPE	8-2	W
5/17	MERCER	5-4	W
5/18	MERCER	9-5	W

## 1927 (14-6-1)

Date	Opponent	Score	W/L
3/30	GEORGIA	7-6	W
3/31	GEORGIA	6-2	W
4/1	TULANE	12-3	W
4/2	TULANE	6-0	W
4/4	FLORIDA	2-1	W
4/5	FLORIDA	1-0	L
4/8	vs. Georgia Tech	10-2	W
4/9	vs. Georgia Tech	7-5	W
4/15	ILLINOIS	12-5	W
4/16	ILLINOIS	10-8	L
4/20	at Clemson	11-5	W
4/22	at South Carolina	11-2	W
4/23	at South Carolina	8-4	L
4/25	at Florida	9-8	L
4/26	at Florida	4-3	L
4/27	at Florida	5-0	W
4/29	VANDERBILT	4-0	W
4/30	VANDERBILT	6-4	W
5/4	CLEMSON	6-2	W
5/5	CLEMSON	3-3 (6)	T
5/6	at Vanderbilt	1-2	L

## 1928 (17-5-2)

Date	Opponent	Score	W/L
3/23	at Ft. Benning	7-0	W
3/24	at Ft. Benning	11-0	W
3/30	TULANE	6-1	W
3/31	vs. Tulane	9-3	W
4/2	CLEMSON	6-2	W
4/3	CLEMSON	6-6	T
4/9	GEORGIA	3-3	T
4/11	FLORIDA	4-1	W
4/12	FLORIDA	10-5	W
4/13	FT. BENNING	12-11	L
4/16	GEORGIA TECH	15-4	W
4/17	GEORGIA TECH	11-2	L
4/21	at Georgia Tech	7-5	L
4/26	vs. Florida	6-5	L
4/27	vs. Florida	2-0	W
4/28	vs. Florida	2-1	W
5/2	at Clemson	11-3	W
5/3	at Clemson	9-6 (6)	W
5/4	at South Carolina	6-3	W
5/4	at Clemson	6-5	L
5/8	at Georgia	5-1	W
5/11	SOUTH CAROLINA	9-2	W
5/12	SOUTH CAROLINA	12-3	W
5/21	MERCER	5-1	W

## 1929 (11-9-1)

Date	Opponent	Score	W/L
5/29	at Tulane	10-4	L
5/30	at Tulane	17-1	W
4/3	GEORGIA TECH	23-3	W
4/4	GEORGIA TECH	16-8	W
4/5	BIRMINGHAM SOUTHERN	8-6	W
4/6	BIRMINGHAM SOUTHERN	16-5	W
4/8	at Georgia	5-3	L
4/9	at Georgia	8-7	L
4/15	CLEMSON	6-6	T
4/16	CLEMSON	4-3	L
4/19	at Georgia Tech	12-8	L
4/20	at Georgia Tech	8-3	L
4/25	vs. Florida	9-7	W
4/26	vs. Florida	7-3	W
4/27	vs. Florida	7-6	W
5/3	VANDERBILT	8-6	L
5/4	VANDERBILT	7-6	W
5/10	GEORGIA	11-1	L
5/11	GEORGIA	6-2	W
5/21	MERCER	5-4	L



# YEAR-BY-YEAR RESULTS (1895-1948)

## 1930 (13-7)

Date	Opponent	Score	W/L
3/14	FT. BENNING	5-4	W
3/15	at Ft. Benning	9-3	W
3/29	TULANE	11-2	W
3/29	TULANE	5-1	W
4/11	GEORGIA	4-2	L
4/12	GEORGIA	7-3	L
4/16	GEORGIA TECH	7-4	W
4/17	GEORGIA TECH	6-2	L
4/24	vs. Florida	3-2	L
4/25	vs. Florida	3-2	W
4/26	vs. Florida	4-3	L
5/2	at Georgia	2-0	L
5/3	at Georgia	8-6	W
5/5	at Clemson	4-3	W
5/6	at Clemson	14-10 (10)	W
5/9	MERCER	15-5	W
5/10	MERCER	7-5	L
5/12	SAMFORD	10-6	W
5/15	at Samford	8-6	W

## 1931 (18-4) SIAA CHAMPIONS DIXIE LEAGUE CHAMPIONS

Date	Opponent	Score	W/L
3/26	FT. BENNING	12-1	W
4/6	at Mercer	10-5	W
4/7	at Mercer	5-1	W
4/10	at Oglethorpe	13-8	W
4/11	at Oglethorpe	14-5	W
4/13	OGLETHORPE	8-3	L
4/14	OGLETHORPE	12-0	W
4/22	at Georgia	12-2	W
4/23	at Georgia	13-7	W
4/24	at Georgia Tech	13-8	W
4/25	at Georgia Tech	11-7	L
4/27	GEORGIA	3-1	W
4/28	GEORGIA	7-6	W
5/1	at Florida	6-3	W
5/2	at Florida	5-1	L
5/5	at Mercer	3-0	W
5/8	vs. Florida	5-1	L
5/9	vs. Florida	4-3	W
5/11	GEORGIA TECH	11-5	W
5/12	GEORGIA TECH	13-0	W
5/15	VANDEBILT	19-1	W
5/16	VANDEBILT	3-1	W

## 1932 (11-4-1) DIXIE LEAGUE PENNANT

Date	Opponent	Score	W/L
4/1	at Lanett	6-5	W
4/8	GEORGIA	3-1	W
4/9	GEORGIA	9-0	W
4/15	at Georgia Tech	6-6	T
4/16	at Georgia Tech	12-10	W
4/16	at Georgia Tech	5-4	L
4/18	at Georgia	5-1	L
4/19	at Georgia	11-3	L
4/22	FLORIDA	5-2	W
4/23	FLORIDA	6-2	W
4/29	GEORGIA TECH	8-7 (10)	W
4/30	GEORGIA TECH	5-4	L
5/6	OGLETHORPE	6-5 (10)	W
5/7	OGLETHORPE	11-5	W
5/13	at Oglethorpe	3-1	W
5/14	at Oglethorpe	12-5	W

## 1933 (8-5-1)

Date	Opponent	Score	W/L
4/1	at Lanett	8-3	W
4/7	at Georgia Tech	4-3	L
4/8	at Georgia Tech	11-7	W
4/14	GEORGIA	8-8	T
4/18	LANETT	7-2	W
4/21	at Georgia	8-1	L
4/26	FT. BENNING	10-5	W
4/28	GEORGIA TECH	4-3 (10)	W
4/29	GEORGIA TECH	9-5	W
5/5	at Oglethorpe	7-2	W
5/6	at Oglethorpe	9-5	W
5/12	OGLETHORPE	8-0	L
5/13	OGLETHORPE	13-10 (10)	L

## 1934 (10-8-1)

Date	Opponent	Score	W/L
3/21	vs. Chattanooga	7-1	W
3/23	LANETT	5-0	W
3/24	at Lanett	4-1	W
3/28	CHATTANOOGA	5-0	L
4/2	vs. Chattanooga		L
4/6	at Georgia Tech	10-4	L
4/7	at Georgia Tech	7-4	W
4/13	GEORGIA	9-8	W
4/14	GEORGIA	12-7	L
4/20	at Georgia	10-6	L
4/21	at Georgia	5-0	L
4/28	GEORGIA TECH	1-0	W
5/4	at Oglethorpe	8-2	L
5/5	at Oglethorpe	13-6	W
5/10	SHAWMUT MILLS	8-5	W
5/11	OGLETHORPE	6-6 (12)	T
5/12	Fort Benning	9-3	L
	Auburn Ramblers		W

## 1935 (7-14)

Date	Opponent	Score	W/L
3/27	TROY	4-1	W
4/4	St. Louis (NL)	5-1	L
4/5	GEORGIA	4-3	W
4/6	GEORGIA	11-5	L
4/10	at Georgia	7-2	W
4/11	at Georgia		L
4/12	at Bona Allen	17-0	L
4/13	at Bona Allen	6-1	L
4/16	at Troy	7-6	L
4/16	at Troy	10-7	W
4/18	at Florida	7-6	W
4/19	at Florida	9-4	W
4/20	at Florida	8-6	L
4/22	GEORGIA TECH	6-3	L
4/23	GEORGIA TECH	4-3	L
4/26	at Goodyear	10-6	L
5/10	OGLETHORPE	3-1	L
5/11	OGLETHORPE	7-5	L
5/11	OGLETHORPE	9-3	L
5/14	OGLETHORPE	2-0	W
5/15	OGLETHORPE	7-5 (13)	L

## 1936 (13-5)

Date	Opponent	Score	W/L
3/26	TROY	10-4	W
3/26	TROY	5-0	W
4/3	OGLETHORPE	7-6	W
4/4	OGLETHORPE	8-4	W
4/10	vs. Georgia	3-2	W
4/11	vs. Georgia	8-3	L
4/13	LSU	6-4	L
4/14	LSU	16-4	L
4/15	FLORIDA	10-2	W
4/16	FLORIDA	4-1	W
4/17	at Georgia	6-2	W
4/18	at Georgia	3-0	W
4/24	BIRMINGHAM SOUTHERN	11-4	W
4/25	BIRMINGHAM SOUTHERN	3-0	L
5/1	at Troy	2-1	W
5/1	at Troy	3-1	W
5/6	at Bona Allen	9-0	L
5/7	at Bona Allen	2-0	L
5/8	at Oglethorpe	10-4	W
5/9	at Oglethorpe	3-2	L

## 1937 (21-4-1) SEC CHAMPIONS

Date	Opponent	Score	W/L
3/25	GOODYEAR	3-1	L
3/25	GOODYEAR	0-0	T
3/27	SHAWMUT MILLS	4-0	W
3/31	MISS. COLLEGE	7-6	W
4/1	MISS. COLLEGE	6-1	W
4/2	TROY	17-2	W
4/3	TROY	10-5	L
4/7	at Georgia Tech	3-2	W
4/9	at Georgia	7-4	W
4/10	at Georgia	12-7	W
4/16	GEORGIA	2-1	W
4/17	GEORGIA	7-2	W
4/21	at Troy	2-1 (5)	W
4/22	at Troy	12-4	W
4/23	at Florida	9-7	W
4/24	at Florida	9-4	W
4/26	BILL WHITE'S TEAM	6-0	W
5/1	GEORGIA TECH	6-5	W
5/1	GEORGIA TECH	3-2	L
5/4	SHAWMUT MILLS	11-2	W
5/7	at Oglethorpe	11-10	W
5/8	at Oglethorpe	12-10 (10)	W
5/11	FAIRFAX MILLS	5-3	W
5/13	OGLETHORPE	6-4	L
5/14	OGLETHORPE	4-1	W

## 1938 (12-10)

Date	Opponent	Score	W/L
3/24	GOODYEAR	10-7	W
3/24	GOODYEAR	4-2	L
3/30	TROY	12-9	W
3/31	TROY	15-9	W
4/2	LANETT	8-5	L
4/13	at Troy		W
4/14	at Troy	5-1	W
4/15	FLORIDA	4-3	L
4/16	FLORIDA	6-5	W
4/18	at Mississippi	6-5	W
4/19	at Mississippi	5-3	L
4/22	GEORGIA	3-2	W
4/23	GEORGIA	2-1	L
4/29	GEORGIA TECH	9-6	L
4/30	GEORGIA TECH	9-2	W
5/4	at Oglethorpe	3-2	L
5/6	at Georgia	11-7	L
5/7	at Georgia	12-10	W
5/11	at Georgia Tech	6-2	L
5/12	at Georgia Tech	5-4 (10)	L
5/13	OGLETHORPE	5-3	W
5/14	OGLETHORPE	5-4	W

## 1939 (16-10)

Date	Opponent	Score	W/L
3/31	at Oglethorpe	5-3	L
4/1	at Oglethorpe	5-3	L
4/7	at Lanett	6-2	W
4/10	at Tallahassee	15-4	W
4/13	at Ft. Benning	6-1	W
4/14	GEORGIA TECH	5-2	W
4/15	GEORGIA TECH	11-4	W
4/18	at Miss. State	5-1	W
4/19	at Miss. State	8-2	W
4/21	GEORGIA	5-2	W
4/22	GEORGIA	6-3	L
4/29	MISSISSIPPI	3-2	W
4/29	MISSISSIPPI	4-1	W
5/1	at Georgia Tech	11-2	W
5/2	at Georgia Tech	5-4	L
5/3	at Georgia	10-7	W
5/4	at Georgia	5-3	L
5/5	at Florida	9-2	L
5/6	at Florida	11-2	W
5/12	OGLETHORPE		W
5/13	OGLETHORPE	11-4	W
5/15	at Lanett	5-1	W

## 1940 (15-8-1)

Date	Opponent	Score	W/L
3/23	at Ft. Benning	5-0	L
3/26	at Ft. Benning	3-2	W
3/28	PURDUE	7-2	W
3/29	PURDUE	6-1	L
4/1	DAYTONA BEACH	9-1	W
4/2	HAMILTON, ONTARIO	12-4	W
4/5	at Georgia Tech	4-2	L
4/6	at Georgia Tech	7-1	W
4/10	at Oglethorpe	7-0	W
4/11	at Oglethorpe	7-3	W
4/12	GEORGIA	4-0	L
4/13	GEORGIA	14-3	L
4/16	at Lanett		T
4/17	at Godsden	6-5	W
4/20	GEORGIA TECH	2-0	W
4/22	at Georgia	6-5	L
4/23	at Georgia	11-6	W
4/27	at Calloway Mills	19-3	W
5/3	FLORIDA	2-1	W
5/4	FLORIDA	4-2	L
5/7	at Calloway Mills	17-4	W
5/9	at Lanett	19-12	W
5/10	OGLETHORPE	9-4	L
5/11	OGLETHORPE	12-7	W

## 1941 (12-11-1)

Date	Opponent	Score	W/L
3/27	PURDUE	13-1	W
3/28	PURDUE	2-0	L
3/30	PURDUE	8-3	W
3/31	MICHIGAN STATE	9-8	W
4/1	at Montgomery		L
4/3	INDIANA	11-7	L
4/4	INDIANA	3-2	W
4/10	at Oglethorpe	3-2	L
4/10	at Oglethorpe	1-1	T
4/11	at Georgia	30-4	L
4/12	at Georgia	8-3	L
4/16	GEORGIA TECH	5-3	L
4/17	GEORGIA TECH	7-4	L
4/18	GEORGIA	3-2	W
4/19	GEORGIA	10-9	W
4/23	DOTHAN	5-0	W
4/25	at Ft. Benning	10-7	L
4/26	at Ft. Benning	8-3	L
4/28	at Georgia Tech	8-4	W
4/29	at Georgia Tech	17-4	W
5/2	at Florida	10-9	W
5/3	at Florida	6-5	L
5/9	OGLETHORPE	6-1	W
5/10	OGLETHORPE	8-3	W

## 1942 (10-8)

Date	Opponent	Score	W/L
3/27	MICHIGAN STATE		L
4/1	at Oglethorpe	5-4	W
4/2	at Oglethorpe	7-5	L
4/3	at Georgia	8-4	L
4/4	at Georgia	8-3	W
4/10	GEORGIA TECH	7-1	W
4/11	GEORGIA TECH	8-4	W
4/17	GEORGIA	17-13	L
4/18	GEORGIA	7-3	L
4/20	at Georgia Tech	15-10	L
4/21	at Georgia Tech	11-9	W
4/24	at Ft. Benning	7-3	L
4/25	at Ft. Benning	9-7	W
5/1	MAXWELL FIELD	11-1	W
5/2	FT. BENNING	20-0	W
5/1	at Riverview	19-1	W
5/8	at Oglethorpe	4-1	W
5/9	at Oglethorpe	3-1	L

## 1943 (9-3)

Date	Opponent	Score	W/L
4/10	CHATTahoochee	19-1	W
4/11	at Gunter Field	3-1	L
4/16	at Georgia	14-3	W
4/17	at Georgia	6-5	L
4/18	FORT BENNING	12-4	W
4/23	GEORGIA	6-4	W
4/24	GEORGIA	5-4	W
4/28	GUNTER FIELD	9-4	W
5/1	FT. BENNING	15-2	W
	CHATTahoochee	7-4	W
5/6	at Acme	4-2	W
5/7	GUNTER FIELD	11-9	L







# YEAR-BY-YEAR RESULTS (1895-1948)

## 1946 (11-4)

Date	Opponent	Score	W/L
4/6	FT. BENNING	11-7	L
4/12	FLORIDA	3-1	W
4/13	FLORIDA	4-1	L
4/16	MIAMI	8-5	W
4/22	BRADLEY	8-5	W
4/26	at Georgia		L
4/27	at Georgia	6-5	L
4/29	at Florida	7-1	W
4/30	at Florida	8-3	W
5/3	at Miami	1-0	W
5/4	at Miami	11-7	W
5/11	at Phenix City	13-0	W
5/18	at Maxwell AFB	4-2	W
5/27	GEORGIA	5-2	W
5/28	GEORGIA	4-3	W

## 1947 (17-7)

Date	Opponent	Score	W/L
4/9	MERCER	16-3	W
4/10	MERCER		W
4/12	MAXWELL FIELD		W
4/16	at Mississippi State	4-0	L
4/17	at Mississippi	6-1	W
4/25	FLORIDA	3-1	W
4/26	FLORIDA	7-3	W
	Tallahadega		W
	Tallahadega		W
5/6	at Georgia	11-7	W
5/7	at Georgia	10-9	L
5/10	MISSISSIPPI STATE	7-1	L
5/11	MISSISSIPPI STATE	9-6	L
5/12	at Florida	18-7	W
5/13	at Florida	9-2	W
5/19	GEORGIA TECH	8-4	W
5/20	GEORGIA TECH	17-4	W
5/22	GEORGIA	3-0	W
5/23	GEORGIA		W
5/26	at Georgia Tech	12-2	L
5/27	at Georgia Tech	14-5	W
	Maxwell Field		W
6/7	vs. Clemson	8-3	L
6/8	vs. Virginia	3-0	L

## 1948 (16-9)

### SEC EAST CHAMPIONS SEC RUNNER UP

Date	Opponent	Score	W/L
3/27	FT. BENNING	14-11	W
3/29	MISSISSIPPI	6-0	W
3/30	MISSISSIPPI	7-4	L
4/3	TENNESSEE	13-6	W
4/4	TENNESSEE	6-0	W
4/10	GEORGIA	10-2	L
	Valley	6-2	L
4/17	at Georgia Tech	17-4	W
4/18	at Georgia Tech	10-8	L
4/20	MIGNON MILLS	6-3	W
4/21	FLORIDA	12-1	W
4/22	FLORIDA	9-5	W
4/27	at Tennessee	14-0	W
4/28	at Tennessee	12-4	W
5/7	at Georgia	6-1	W
5/8	at Georgia	5-4	W
5/14	VANDERBILT	4-1	W
5/15	VANDERBILT	9-7	W
5/17	GEORGIA TECH	13-8	L
5/18	GEORGIA TECH	12-6	L
5/21	at Vanderbilt	7-3	W
5/22	at Vanderbilt	13-0	W
5/27	at Miss. State	7-5	L
5/28	at Miss. State	4-3	L
5/31	Miss. State	4-3	L



YEAR-BY-YEAR RESULTS & TEAM STATS

Table with columns: Date, Opponent, Score, W/L. Rows include games from 3/30 to 5/21 against various opponents like Mercer, Georgia Tech, and Alabama.

1949 • 9-10, 6-10 SEC Head Coach: Johnny Williamson (1949-50)

Player statistics table for 1949 season. Columns: Player, AVG, GP, AB, R, H, 2B, 3B, HR, RBI, BB, SAC, SB. Includes totals for the team.

Player statistics table for 1949 season. Columns: Player, ERA, W-L, APP, IP, H, R, BB, SO. Includes totals for the team.

Table with columns: Date, Opponent, Score, W/L. Rows include games from 3/20 to 5/20 against opponents like Tampa, Florida Southern, and Alabama.

1950 • 12-13, 8-11 SEC Head Coach: Johnny Williamson

Player statistics table for 1950 season. Columns: Player, AVG, GP, AB, R, H, 2B, 3B, HR, RBI, BB, SAC, SB. Includes totals for the team.

Player statistics table for 1950 season. Columns: Player, ERA, W-L, APP, IP, H, R, BB, SO. Includes totals for the team.

Table with columns: Date, Opponent, Score, W/L. Rows include games from 3/24 to 5/12 against opponents like B'ham-Southern, Mercer, and Florida.

1951 • 14-11, 8-8 SEC Head Coach: Dick McGowen (1951-57)

Player statistics table for 1951 season. Columns: Player, AVG, AB, R, H, 2B, 3B, HR, RBI. Includes totals for the team.

Player statistics table for 1951 season. Columns: Player, ERA, W-L, APP, IP, H, R, SO. Includes totals for the team.





# YEAR-BY-YEAR RESULTS & TEAM STATS

Date	Opponent	Score	W/L
3/22	Mercer	11-3	W
3/22	Mercer	2-1	W
3/26	Montgomery	7-10	L
3/28	* LSU	5-4	W
3/29	* LSU	7-6	W
3/31	* at Georgia Tech	4-4	T
4/1	* at Georgia Tech	11-4	W
4/3	Samford	8-3	W
4/5	* GEORGIA TECH	3-10	L
4/5	* GEORGIA TECH	2-3	L
4/7	Montgomery	4-17	L
4/9	Samford	7-8	L
4/11	* Tulane	7-10	L
4/12	* Tulane	7-7	T
4/16	* OLE MISS	6-5	W
4/17	* OLE MISS	10-6	W
4/21	* ALABAMA	1-5	L
4/22	* ALABAMA	8-4	W
4/25	* at Alabama	14-6	W
4/26	* at Alabama [10]	10-8	W
5/2	* FLORIDA	8-12	L
5/3	* FLORIDA	5-7	L
5/9	* at Florida	2-3	L
5/10	* at Florida	8-5	W
5/13	* Georgia	6-1	W
5/14	* Georgia	4-10	L

**1952 • 13-11-2, 10-8-2 SEC**  
**Head Coach: Dick McGowen (1951-57)**

Player	AVG	GP	AB	R	H	2B	3B	HR	RBI	BB	SO	SB
Hoehle	.345	20	58	15	20	5	0	1	13	12	5	0
Bair	.324	16	37	9	12	3	2	0	8	13	7	1
Veal	.314	26	102	18	32	9	2	1	16	17	4	7
Walley	.314	16	51	4	16	1	1	0	3	4	7	0
B. McMurry	.306	19	62	10	19	3	2	3	22	16	18	2
Jordan	.290	26	107	18	31	3	3	0	20	23	27	9
Reid	.286	22	70	20	20	3	2	1	16	8	10	1
Nagel	.283	21	67	13	19	3	0	1	8	7	16	0
Snow	.264	14	30	4	8	0	0	0	4	5	4	0
D. McMurry	.229	21	74	13	17	3	0	1	12	9	17	0
Rogers	.225	13	40	9	9	1	0	0	5	12	9	0
Davis	.190	22	79	14	15	0	0	0	7	11	12	3
Jones	.190	8	21	5	4	1	0	0	4	8	12	2
Brown	.190	8	21	5	4	1	0	0	1	5	3	0
Bradberry	.132	13	30	6	4	0	0	0	4	8	12	0
Lockard	.125	6	8	1	1	0	0	0	0	0	2	0
Baker	.125	5	8	0	1	0	0	0	0	0	1	0
Pearce	.000	3	4	0	0	0	0	0	0	0	3	0
Johnston	.000	3	1	0	0	0	0	0	0	0	0	0
<b>AUBURN</b>	<b>.256</b>	<b>26</b>	<b>927</b>	<b>187</b>	<b>237</b>	<b>36</b>	<b>12</b>	<b>8</b>	<b>149</b>	<b>167</b>	<b>171</b>	<b>27</b>
<b>OPPONENTS</b>	<b>.216</b>	<b>26</b>	<b>892</b>	<b>162</b>	<b>193</b>	<b>26</b>	<b>18</b>	<b>12</b>	<b>121</b>	<b>158</b>	<b>139</b>	<b>33</b>

Player	ERA	W-L	APP	IP	H	R	ER	BB	SO
Bradberry	2.71	5-5	13	83.0	43	45	25	69	85
Hoehle	4.10	1-0	6	26.1	26	22	12	27	16
Baker	4.26	0-0	5	19.0	16	16	9	19	0
Snow	4.30	4-5	14	73.1	73	50	35	28	22
Lockard	6.20	3-0	6	24.2	27	21	17	12	13
Ramsey	36.00	0-1	1	1.0	5	4	4	0	1
Johnston	9.00	0-0	3	2.0	0	2	2	8	1
Pearce	4.91	0-0	2	3.2	3	2	2	1	2
<b>TOTALS</b>	<b>4.14</b>	<b>13-11</b>	<b>26</b>	<b>235.0</b>	<b>193</b>	<b>162</b>	<b>108</b>	<b>158</b>	<b>139</b>

Date	Opponent	Score	W/L
3/21	* at Tulane	2-8	L
3/23	* at LSU	6-5	W
3/24	* at LSU	7-11	L
3/30	* at Georgia Tech	5-6	L
3/31	* at Georgia Tech	14-7	W
4/3	* ALABAMA	1-7	L
4/4	* ALABAMA	0-6	L
4/7	Mercer	6-0	W
4/9	Samford	4-3	W
4/10	* Georgia	2-3	L
4/11	* Georgia	3-8	L
4/13	* GEORGIA TECH	11-4	W
4/14	* GEORGIA TECH	5-8	L
4/17	* at Florida	5-6	L
4/18	* at Florida	9-8	W
4/29	Mercer	9-5	W
5/1	* FLORIDA	2-6	L
5/4	* Georgia	5-6	L
5/5	* Georgia	7-5	W
5/8	* at Alabama	9-4	W
5/9	* at Alabama	4-7	L

**1953 • 9-12, 6-12 SEC**  
**Head Coach: Dick McGowen (1951-57)**

Player	AVG	GP	AB	R	H	2B	3B	HR	RBI
Jimmy Powell	.322	21	59	9	19	1	0	1	14
Howell Tubbs	.272	12	33	8	9	1	0	2	6
Bill McMurry	.270	13	37	7	10	3	0	0	6
Bobby Jordan	.260	21	92	11	24	2	0	0	2
Joe Davis	.243	21	70	17	17	1	3	1	9
Doug Dickey	.240	8	25	7	6	4	0	0	4
Jim Walley	.229	11	35	5	8	3	0	0	2
Jim Pyburn	.221	17	68	12	15	1	2	1	10
Bob Nagel	.218	16	55	9	12	2	0	1	7
Joe Cobb	.218	16	55	7	12	1	1	0	5
Bill Parsons	.138	10	29	3	4	0	0	0	1
Paul Susce	.080	10	25	0	2	0	0	0	2
George Pyle	.500	2	2	0	1	0	1	0	0
Seth Box	.444	8	18	4	8	2	2	0	6
Ernie Snow	.352	7	17	3	6	0	0	1	6
Howard Heiden	.333	3	9	2	3	0	0	0	2
Billy Roy Roberson	.267	6	15	5	4	0	0	0	2
Reuben Finney	.166	3	6	1	1	0	0	0	0
Dave Brown	.100	4	10	3	1	0	0	0	2
Tom McClendon	.090	8	11	1	1	0	0	0	2
Buck Bradberry	.000	6	12	0	0	0	0	0	0
Ben Dolson	.000	2	6	0	0	0	0	0	0
Jack Ramsey	.000	3	6	0	0	0	0	0	0
Mack Lee	.000	2	2	0	0	0	0	0	0
<b>TOTALS</b>	<b>.234</b>	<b>21</b>	<b>697</b>	<b>114</b>	<b>163</b>	<b>21</b>	<b>9</b>	<b>10</b>	<b>88</b>

Player	ERA	W-L	APP	IP	H	R	ER	BB	SO
Tom McClendon	1.48	3-0	9	24.1	18	8	4	15	17
Ernie Snow	2.42	2-3	7	48.1	48	26	13	24	17
Paul Susce	3.83	4-3	10	54.0	43	43	23	45	53
Jack Ramsey	5.11	0-1	3	12.1	10	7	7	17	8
Buck Bradberry	6.68	0-5	6	33.2	39	34	25	29	37
Howell Tubbs	18.00	0-0	1	1.0	3	2	2	1	0
<b>TOTALS</b>	<b>3.84</b>	<b>9-12</b>	<b>21</b>	<b>173.1</b>	<b>161</b>	<b>120</b>	<b>74</b>	<b>131</b>	<b>132</b>

Date	Opponent	Score	W/L
3/8	CAMP RUCKER	9-6	W
3/16	TENNESSEE	12-1	W
3/20	at Florida State	7-2	W
3/22	SAMFORD	16-7	W
	at Camp Rucker	10-8	W
3/26	* GEORGIA	4-3	W
3/29	at Mercer	18-1	W
3/31	MERCER	13-5	W
4/2	* ALABAMA	4-1	W
4/3	* ALABAMA	2-1	W
4/9	* at Georgia Tech	5-2	W
4/10	* at Georgia Tech	4-6	L
4/16	at Georgia	4-3	W
4/17	at Georgia	7-5	W
4/24	* at Florida	8-4	W
4/24	* at Florida	2-1	W
4/30	* FLORIDA	1-2	L
5/1	* FLORIDA	5-2	W
5/4	* at Alabama	2-5	L
5/4	* at Alabama	1-4	L
5/7	* GEORGIA TECH	6-9	L
5/8	* GEORGIA TECH	21-9	W

**1954 • 17-5, 8-5 SEC**  
**Head Coach: Dick McGowen (1951-57)**

Player	AVG	GP	AB	R	H	2B	3B	HR	RBI
Jim Pyburn	.432	22	88	22	38	5	7	4	29
Byrd Whigham	.362	19	69	17	25	7	0	0	9
Howell Tubbs	.358	20	67	12	24	4	2	2	20
Doug Dickey	.345	22	87	19	30	5	2	3	20
Herbie Pearce	.321	9	28	3	9	0	0	0	5
Bob Nagel	.229	21	70	19	16	4	0	2	11
L.F. Lanier	.226	13	31	9	7	0	0	0	3
Jimmy Powell	.200	22	60	15	12	1	2	0	14
Guy Young	.173	22	81	19	14	2	1	0	18
Joe Davis	.162	21	68	7	11	2	0	0	14
Ben Dolson	1.000	1	2	1	2	0	0	0	0
Wynton Overstreet	.625	5	8	2	5	0	0	0	0
Reuben Finney	.364	6	11	3	4	0	0	0	4
Dan Branson	.273	6	11	3	3	0	0	0	3
Paul Susce	.209	8	24	0	5	1	0	0	1
Jack Ramsey	.143	5	7	2	1	0	0	0	0
Tom McClendon	.125	6	8	1	1	0	0	0	2
Lee Wingard	.091	7	11	1	1	0	0	0	2
Others	.333	6	0	2	1	0	0	0	1
<b>TOTALS</b>	<b>.282</b>	<b>22</b>	<b>740</b>	<b>154</b>	<b>208</b>	<b>32</b>	<b>14</b>	<b>11</b>	<b>150</b>

Player	ERA	W-L	APP	IP	H	R	BB	SO
Paul Susce	0.99	7-1	8	64.0	42	15	30	57
Herbie Pearce	1.49	5-1	9	54.2	36	18	18	38
Jack Ramsey	2.26	2-1	5	28.0	29	18	11	12
Wynton Overstreet	2.35	1-0	5	15.1	9	7	13	9
Tom McClendon	6.09	2-2	6	21.0	21	19	14	4
Others	-	0-0	-	6.0	11	10	7	2
<b>TOTALS</b>	<b>2.19</b>	<b>17-5</b>	<b>22</b>	<b>189.0</b>	<b>148</b>	<b>86</b>	<b>94</b>	<b>122</b>





YEAR-BY-YEAR RESULTS & TEAM STATS

Table with columns: Date, Opponent, Score, W/L. Rows include games from 3/25 to 5/7 against opponents like FORT BENNING, SAMFORD, Mercer, Georgia Tech, MERCER, VANDERBILT, GEORGIA, FLORIDA, and ALABAMA.

1955 • 9-16, 5-11 SEC Head Coach: Dick McGowen (1951-57)

Player statistics table for 1955. Columns: Player, AVG, GP, AB, R, H, 2B, 3B, HR, RBI. Includes totals for the team.

ERA and pitching statistics table for 1955. Columns: Player, ERA, W-L, APP, IP, H, R, BB, SO. Includes totals for the team.

Table with columns: Date, Opponent, Score, W/L. Rows include games from 3/17 to 5/8 against opponents like Florida Southern, Georgia, MERCER, TENNESSEE, FLORIDA, ALABAMA, and GEORGIA TECH.

1956 • 12-11, 9-7 SEC Head Coach: Dick McGowen (1951-57)

Player statistics table for 1956. Columns: Player, AVG, GP, AB, R, H, 2B, 3B, HR, RBI, SB. Includes totals for the team.

ERA and pitching statistics table for 1956. Columns: Player, ERA, W-L, APP, IP, H, R, ER, BB, SO. Includes totals for the team.

Table with columns: Date, Opponent, Score, W/L. Rows include games from 3/19 to 5/7 against opponents like Florida State, GEORGIA, KENTUCKY, FLORIDA STATE, and ALABAMA.

1957 • 16-10, 11-4 SEC Head Coach: Dick McGowen (1951-57)

Player statistics table for 1957. Columns: Player, AVG, GP, AB, R, H, 2B, 3B, HR, RBI, SB. Includes totals for the team.

ERA and pitching statistics table for 1957. Columns: Player, ERA, W-L, APP, IP, H, R, ER, BB, SO. Includes totals for the team.





# YEAR-BY-YEAR RESULTS & TEAM STATS

•SEC CHAMPIONS•			
•SEC EAST CHAMPIONS•			
Date	Opponent	Score	W/L
3/20	at Florida State	4-3	W
3/20	at Florida State	10-7	W
3/21	* at Florida	6-9	L
3/22	* at Florida	2-8	L
3/28	* at Georgia	5-1	W
3/29	* at Georgia	5-3	W
4/2	at Mercer	11-4	W
4/4	* VANDERBILT	25-4	W
4/5	* VANDERBILT	1-0	W
4/5	* VANDERBILT	8-0	W
4/11	MERCER	5-17	L
4/12	* GEORGIA TECH	14-11	W
4/14	* GEORGIA TECH	11-3	W
4/18	at Alabama	5-7	L
4/19	* at Georgia Tech	3-2	W
4/21	* at Georgia Tech	15-0	W
4/22	ALABAMA	5-7	L
4/25	ALABAMA	9-3	W
4/26	FLORIDA STATE	1-5	L
4/28	FLORIDA STATE	2-4	L
4/30	SAMFORD	4-6	L
5/2	* GEORGIA	7-14	L
5/3	* GEORGIA	4-1	W
5/9	* FLORIDA	12-4	W
5/10	* FLORIDA	5-1	W
5/14	# at Alabama (14)	3-2	W
5/15	# at Alabama	5-4	W

# SEC Playoff (1st)

**1958 • 17-8, 12-3 SEC**  
**Head Coach: Joe Connally (1958)**

Player	AVG	GP	AB	R	H	2B	3B	HR	RBI	SB
Pete Duke	.347	25	95	22	33	3	2	3	17	7
L.F. Lanier	.331	27	118	27	39	8	4	2	24	4
Jack Crouch	.296	27	108	17	32	5	2	2	30	6
Jimmy Laster	.285	24	84	13	24	5	0	1	16	5
Tommy Lorino	.280	22	50	17	14	3	0	0	5	0
Shot Johnston	.260	16	50	11	13	2	1	3	15	0
Gerald George	.254	15	59	11	15	0	1	0	6	1
Rex Frederick	.238	24	84	22	20	6	2	3	16	6
Lloyd Nix	.195	25	77	14	15	3	1	0	10	2
Bob James	.180	15	50	9	9	0	0	0	4	3
Jimmy Lee	.500	1	2	0	1	0	0	0	0	0
Alan Koch	.457	11	35	6	16	1	0	1	11	0
Jackie Burkett	.375	12	32	10	11	3	0	0	10	2
Tommy Watts	.333	2	3	1	1	0	0	0	0	0
Morris Savage	.286	4	7	1	2	0	0	0	2	0
Charlie Carlan	.206	16	34	4	7	0	0	0	5	1
Fred McDuffie	.200	15	5	0	1	0	0	0	0	0
Quineth Roberts	.185	10	27	8	5	0	0	0	2	0
Henry Dumas	.167	5	12	1	2	1	0	0	2	0
Jim Shirley	.125	4	8	3	1	0	0	0	0	0
Bill Cowthorne	.000	4	1	0	0	0	0	0	0	0
John Martin	.000	1	0	0	0	0	0	0	0	0
<b>TOTALS</b>	<b>.278</b>	<b>27</b>	<b>951</b>	<b>198</b>	<b>261</b>	<b>42</b>	<b>13</b>	<b>15</b>	<b>174</b>	<b>40</b>

Player	ERA	W-L	APP	IP	H	R	ER	BB	SO
Red Roberts	1.58	7-1	10	81.0	55	20	14	77	32
Alan Koch	2.44	7-2	11	81.0	75	36	22	76	35
Jim Shirley	2.70	1-1	4	23.0	18	7	7	15	7
Fred McDuffie	4.63	2-1	5	11.0	17	11	6	7	7
Henry Dumas	5.79	1-2	4	23.0	29	32	15	25	22
Lloyd Nix	1.93	0-0	2	5.0	6	5	1	1	3
Tommy Watts	2.08	1-0	2	5.0	4	1	1	3	5
Bill Cowthorne	10.56	0-1	4	8.0	18	9	9	7	4
Shot Johnston	22.50	0-0	1	2.0	3	5	5	1	2
John Martin	27.00	0-0	1	0.1	1	1	1	1	1
<b>TOTALS</b>	<b>2.48</b>	<b>19-8</b>	<b>27</b>	<b>290</b>	<b>219</b>	<b>118</b>	<b>80</b>	<b>214</b>	<b>115</b>

Date	Opponent	Score	W/L
3/15	Spring Hill	0-2	L
3/15	Spring Hill	1-1	T
3/17	Florida State	4-8	L
3/17	Florida State	3-11	L
3/25	Samford	1-2	L
3/27	* Georgia	3-9	L
3/28	* Georgia	8-5	W
3/31	Troy State	4-3	W
4/3	* Vanderbilt	15-4	W
4/4	* Vanderbilt	8-3	W
4/4	* Vanderbilt	10-4	W
4/6	ALABAMA	8-6	W
4/10	* GEORGIA TECH	2-7	L
4/11	* GEORGIA TECH	9-4	W
4/17	* at Georgia Tech	1-5	L
4/21	Mercer	5-6	L
4/24	Troy State	13-4	W
4/24	Troy State	6-5	W
4/25	Mercer	4-3	W
4/29	Samford	8-3	W
5/1	* Georgia	13-3	W
5/2	* Georgia	7-1	W
5/4	at Alabama	8-6	W
5/8	* at Florida	3-2	W
5/9	* at Florida	2-4	L
5/13	Florida State	4-3	W
5/14	Florida State	8-6	W

**1959 • 15-11-1, 8-4 SEC**  
**Head Coach: Erk Russell (1959-62)**

Player	AVG	GP	AB	R	H	2B	3B	HR	RBI	SB
Alan Koch	.419	25	86	14	36	6	2	0	14	4
Porter Gilbert	.340	19	47	13	16	2	1	0	8	1
Horace Williams	.316	13	38	5	12	4	0	0	6	0
Jim Douglas	.295	26	95	23	28	6	0	1	11	8
Gerald George	.295	24	95	16	28	2	2	0	21	4
Ben Catchings	.252	27	107	18	27	3	1	0	12	7
Jim Hudson	.244	15	45	5	11	3	0	0	6	2
Lloyd Nix	.244	24	90	11	22	2	1	0	12	2
Charlie Carlan	.224	19	67	12	15	3	0	1	11	5
Bo Davis	.214	11	28	3	6	3	0	0	2	1
Rex Frederick	.210	19	62	10	13	0	1	0	11	5
Morris Savage	.196	17	51	7	10	1	0	2	6	0
Jackie Burkett	.171	13	41	6	7	0	0	0	3	2
Joe Woods	.429	2	7	1	3	1	0	0	0	1
Jim Shirley	.417	8	12	3	5	1	0	0	1	0
Harry Daniel	.313	6	16	3	5	1	0	0	3	0
John McCree	.267	10	15	1	4	0	0	0	1	0
Jack Anderson	.200	4	10	1	2	0	0	0	1	1
Robby Robinson	.200	5	5	0	1	0	0	0	0	1
Bob Baker	.100	8	10	3	1	0	0	0	1	0
Bruce White	.000	2	2	0	0	0	0	0	0	0
Mac Whittaker	.000	2	0	0	0	0	0	0	0	0
<b>TOTALS</b>	<b>.271</b>	<b>27</b>	<b>929</b>	<b>155</b>	<b>252</b>	<b>38</b>	<b>8</b>	<b>4</b>	<b>130</b>	<b>44</b>

Player	ERA	W-L	APP	IP	H	R	ER	BB	SO
Bob Baker	2.70	2-1	7	30.0	29	13	9	11	17
Lloyd Nix	2.80	6-0	7	58.0	60	25	18	19	30
Porter Gilbert	2.95	3-4	11	58.0	52	31	19	26	54
Jim Shirley	4.18	2-2	8	32.0	37	21	15	18	22
Alan Koch	4.50	1-3	5	30.0	33	24	15	24	28
Gerald George	2.25	1-1	3	16.0	17	6	4	7	20
Bruce White	2.25	0-0	2	4.0	2	1	1	2	2
Mac Whittaker	9.00	0-0	2	1.0	2	2	1	1	0
<b>TOTALS</b>	<b>3.21</b>	<b>15-11</b>	<b>27</b>	<b>230.0</b>	<b>232</b>	<b>123</b>	<b>82</b>	<b>108</b>	<b>173</b>

Date	Opponent	Score	W/L
3/21	at Florida State	10-4	W
3/22	at Florida State	8-22	L
3/23	at Florida State	4-11	L
4/1	* at Georgia Tech	2-3	L
4/2	* at Georgia Tech	5-4	W
4/5	ALABAMA	11-10	W
4/8	* at Florida	7-3	W
4/9	* at Florida	6-8	L
4/15	* at Georgia	8-5	W
4/16	* at Georgia	15-4	W
4/19	OGLETHORPE	6-2	W
4/22	* GEORGIA TECH (12)	6-7	L
4/23	* GEORGIA TECH	0-12	L
4/29	* at Kentucky	7-2	W
4/30	* at Kentucky	7-5	W
5/2	* at Tennessee	2-6	L
5/3	* at Tennessee	13-11	W
5/6	FLORIDA STATE	8-3	W
5/7	FLORIDA STATE	6-5	W
5/9	* GEORGIA	7-3	W
5/10	* GEORGIA (11)	7-6	W
5/13	* FLORIDA	8-1	W
5/14	* FLORIDA	7-11	L

**1960 • 15-8, 10-6 SEC**  
**Head Coach: Erk Russell (1959-62)**

Player	AVG	GP	AB	R	H	2B	3B	HR	RBI	SB
Benny Catchings	.356	23	104	21	37	5	3	0	21	9
Jim Douglas	.347	23	98	29	34	5	1	1	18	2
Jack Bludworth	.289	13	38	7	11	2	0	1	5	0
Larry Nichols	.285	23	98	15	28	7	0	2	19	10
Bill Breakfield	.280	22	75	16	21	5	0	4	21	2
Jack Anderson	.254	23	83	18	21	1	2	0	7	2
Jim Hudson	.236	22	72	8	17	0	1	1	10	0
Alan Koch	.234	18	47	15	11	1	0	2	9	2
Harry Daniel	.234	18	64	8	15	4	1	0	3	0
Jim Boyd	.192	9	26	5	5	0	0	1	4	0
Joe Woods	.173	22	75	10	13	2	1	0	7	1
Mac Whittaker	.250	7	12	2	3	0	0	0	1	0
Jay Lundstrom	.143	5	7	2	1	0	0	0	0	0
John McCree	.143	4	7	0	1	0	0	0	0	0
Bob Baker	.091	8	11	3	1	0	0	0	1	0
Bert Webb	.000	1	0	0	0	0	0	0	0	0
<b>TOTALS</b>	<b>.268</b>	<b>23</b>	<b>817</b>	<b>159</b>	<b>219</b>	<b>32</b>	<b>9</b>	<b>12</b>	<b>126</b>	<b>28</b>

Player	ERA	W-L	APP	IP	H	R	ER	BB	SO
Alan Koch	3.00	7-2	10	81.0	79	34	27	31	88
Jim Boyd	5.43	3-3	9	63.0	65	51	38	49	45
Mac Whittaker	6.45	2-0	8	34.0	30	26	22	24	11
Bob Baker	10.00	3-3	9	27.0	32	32	30	21	11
John McCree	22.50	0-0	1	2.0	3	5	5	2	2
<b>TOTALS</b>	<b>5.31</b>	<b>15-8</b>	<b>23</b>	<b>207.0</b>	<b>209</b>	<b>148</b>	<b>122</b>	<b>128</b>	<b>158</b>



YEAR-BY-YEAR RESULTS & TEAM STATS

SEC EAST CHAMPIONS

Table with columns: Date, Opponent, Score, W/L. Rows include games against Howard, Florida State, Tennessee, Kentucky, Georgia Tech, and LSU.

1961 • 14-11, 12-6 SEC Head Coach: Erk Russell (1959-62)

Player statistics table for 1961. Columns include AVG, AB, R, H, 2B, 3B, HR, RBI, BB, SB. Lists players like Jim Douglas, Wayne Fowler, Larry Nichols, etc.

Table with columns: Date, Opponent, Score, W/L. Rows include games against Florida State, Vanderbilt, Georgia Tech, Florida, and Alabama.

1962 • 15-7, 11-5 SEC Head Coach: Erk Russell (1959-62)

Player statistics table for 1962. Columns include AVG, AB, R, H, 2B, 3B, HR, RBI, BB, SB. Lists players like Larry Nichols, Otis Bibb, Wayne Fowler, etc.

SEC CHAMPIONS SEC EAST CHAMPIONS DISTRICT 3 REGIONAL

Table with columns: Date, Opponent, Score, W/L. Rows include games against Florida State, Georgia, Florida, Georgia Tech, Kentucky, Vanderbilt, and Ole Miss.

1963 • 17-8, 15-3 SEC Head Coach: Paul Nix (1963-84)

Player statistics table for 1963. Columns include AVG, AB, R, H, 2B, 3B, HR, RBI, BB, SB. Lists players like Jimmy Barfield, Maillon Kent, Jim Bachus, etc.







# YEAR-BY-YEAR RESULTS & TEAM STATS

**•SEC EAST CHAMPIONS•**

Date	Opponent	Score	W/L
3/17	Huntingdon	10-0	W
3/18	Huntingdon	10-5	W
3/20	* Vanderbilt	6-2	W
3/21	* Vanderbilt	5-0	W
3/23	Northeast Louisiana	11-3	W
3/24	Northeast Louisiana	8-2	W
3/27	* Georgia	5-6	L
3/28	* Georgia	3-2	W
4/3	* FLORIDA	2-4	L
4/4	* FLORIDA	8-2	W
4/10	* at Georgia Tech	10-6	W
4/11	* at Georgia Tech	8-6	W
4/17	* Georgia	6-1	W
4/18	* Georgia	5-4	W
4/20	Florida State	5-3	W
4/22	* Tennessee	6-0	W
4/23	* Tennessee	7-5	W
4/24	* Kentucky	1-2	L
4/25	* Kentucky	4-5	L
5/1	* at Florida	10-4	W
5/2	* at Florida	0-4	L
5/4	Florida State	4-2	W
5/5	Florida State	19-5	W
5/8	* GEORGIA TECH	5-1	W
5/9	* GEORGIA TECH	10-2	W
5/13	# OLE MISS	10-9	W
5/15	# at Ole Miss	0-7	L
5/16	# at Ole Miss	0-5	L

# SEC Playoff (2nd)

**1964 • 21-7 13-5 SEC**  
**Head Coach: Paul Nix (1963-84)**

Player	AVG	AB	R	H	2B	3B	HR	RBI	SB
Jimmy Barfield	.374	115	24	43	13	6	2	24	4
Otis Bibb	.360	114	32	41	7	4	1	9	10
Ronnie Baynes	.326	98	25	32	1	1	1	20	5
Dink Haire	.317	104	14	33	3	1	0	11	17
Jimmy Martin	.308	120	25	37	4	3	0	11	6
Tandy Gerards	.303	119	15	36	4	1	1	23	5
Jim Bachus	.281	96	21	27	6	3	2	23	7
Harry Doles	.240	96	10	23	2	0	1	9	1
Jimmy Crysel	.207	29	3	6	1	0	0	1	1
George Nichols	.600	5	1	3	0	0	0	1	0
Monty Sharpe	.250	4	0	1	0	0	0	0	0
Frank Fryer	.200	15	3	3	1	0	0	2	0
Jerry Lewter	.200	5	1	1	0	0	0	0	0
Duke Shackelford	.000	11	0	0	0	0	0	0	0
Larry Wilson	.000	1	0	0	0	0	0	0	0
Larry Hartley	.000	1	0	0	0	0	0	0	0
<b>TOTALS</b>	<b>.307</b>	<b>933</b>	<b>174</b>	<b>286</b>	<b>42</b>	<b>19</b>	<b>8</b>	<b>134</b>	<b>56</b>

Player	ERA	W-L	IP	H	R	ER	BB	SO
Monty Sharpe	2.16	3-2	33.1	29	13	8	14	23
Jimmy Crysel	2.17	9-1	74.2	50	21	18	28	51
George Nichols	2.49	3-0	43.1	26	16	12	27	24
Jerry Lewter	2.65	3-1	34.0	32	12	10	21	23
Duke Shackelford	2.88	1-3	53.0	31	25	17	39	54
Larry Wilson	1.50	1-0	6.0	6	1	1	3	3
Larry Hartley	4.50	1-0	2.0	3	3	1	4	1
<b>TOTALS</b>	<b>2.45</b>	<b>21-7</b>	<b>246.1</b>	<b>177</b>	<b>91</b>	<b>67</b>	<b>136</b>	<b>179</b>

**•SEC EAST CHAMPIONS•**

Date	Opponent	Score	W/L
3/19	* KENTUCKY	5-4	W
3/20	* KENTUCKY	11-6	W
3/22	* TENNESSEE	7-3	W
3/27	* Georgia	4-3	W
3/27	* Georgia	6-1	W
4/2	* at Florida	3-4	L
4/3	* at Florida	0-5	L
4/5	Florida State	1-6	L
4/6	Florida State	0-12	L
4/9	GEORGIA TECH	13-3	W
4/10	GEORGIA TECH	4-0	W
4/14	Oglethorpe	11-2	W
4/16	* Vanderbilt	13-4	W
4/17	* Vanderbilt	24-9	W
4/23	* Georgia	3-5	L
4/24	* Georgia	3-1	W
4/30	* FLORIDA	6-1	W
5/1	* FLORIDA	5-4	W
5/7	at Georgia Tech	4-5	L
5/8	at Georgia Tech	5-13	L

**1965 • 13-7 10-3 SEC**  
**Head Coach: Paul Nix (1963-84)**

Player	AVG	AB	R	H	2B	3B	HR	RBI	SB
Frank Fryer	.373	75	15	28	5	6	3	22	3
Dink Haire	.333	81	19	27	6	2	0	15	11
Pete McKenzie	.333	81	16	27	6	3	1	18	2
Scotly Long	.257	74	11	19	2	1	1	8	2
Ralph Wells	.256	78	15	20	1	0	2	12	1
Reggie Gilbert	.250	72	21	18	6	2	0	5	7
Ronnie Sharpe	.250	28	5	7	1	1	0	1	0
Ronnie Baynes	.227	66	6	15	1	1	1	9	5
Harry Doles	.185	65	13	12	3	0	1	5	3
Don Hand	.400	10	2	4	0	1	0	2	0
Sam Monte	.333	6	1	2	1	0	0	2	0
Jimmy Crysel	.300	10	3	3	1	0	1	5	1
Bill Turberville	.200	5	1	1	0	0	0	0	0
Larry Hartley	.200	5	1	1	0	0	0	0	0
<b>TOTALS</b>	<b>.280</b>	<b>656</b>	<b>129</b>	<b>184</b>	<b>33</b>	<b>17</b>	<b>10</b>	<b>104</b>	<b>35</b>

Player	ERA	W-L	IP	H	R	ER	BB	SO
Montie Sharpe	2.48	7-2	72.1	54	28	20	28	67
Jerry Lewter	3.47	3-0	23.1	25	9	9	16	24
Jimmy Crysel	3.60	2-2	30.0	31	21	21	19	17
Larry Hartley	9.00	1-0	6.0	7	6	6	6	4
Don Hand	9.85	0-3	21.0	23	25	23	22	9
<b>TOTALS</b>	<b>4.66</b>	<b>13-7</b>	<b>152.2</b>	<b>140</b>	<b>89</b>	<b>79</b>	<b>91</b>	<b>121</b>

Date	Opponent	Score	W/L
3/18	* VANDERBILT	11-0	W
3/19	* VANDERBILT	8-5	W
3/21	@ Mississippi State	4-2	W
3/22	@ at Florida State	3-6	L
3/22	@ Mississippi State	5-6	L
3/23	@ Ole Miss	3-5	L
3/25	* FLORIDA	4-1	W
3/26	* FLORIDA	10-5	W
4/1	FLORIDA STATE	7-2	W
4/2	FLORIDA STATE	6-2	W
4/2	WAKE FOREST	12-5	W
4/9	* at Florida	4-12	L
4/10	* at Florida	2-8	L
4/11	MIAMI, FLA.	7-1	W
4/12	MIAMI, FLA.	8-3	W
4/15	* at Georgia	3-4	L
4/16	* at Georgia	5-2	W
4/22	GEORGIA TECH	2-1	W
4/23	GEORGIA TECH	2-8	L
4/27	* Tennessee	6-1	W
4/28	* Tennessee	3-7	L
4/29	* at Kentucky	1-2	L
5/6	* GEORGIA	2-3	L
5/7	* GEORGIA	2-9	L
5/17	at Georgia Tech	1-0	W
5/18	at Georgia Tech	3-13	L

@ FSU Tournament (Tallahassee, FL)

**1966 • 14-12 6-7 SEC**  
**Head Coach: Paul Nix (1963-84)**

Player	AVG	AB	R	H	2B	3B	HR	RBI	SB
Frank Fryer	.361	97	12	35	5	2	1	18	5
Scotly Long	.356	87	15	31	5	0	5	16	3
Pete McKenzie	.313	99	22	31	4	0	0	6	4
Ralph Wells	.280	100	15	28	3	3	4	18	5
Roger Boozer	.256	78	10	20	1	0	2	10	1
Q.V. Lowe	.265	34	4	9	0	0	1	2	1
Harry Doles	.250	80	5	20	4	0	1	12	0
Reggie Gilbert	.203	79	12	16	1	2	0	5	3
Roy Cox	.182	77	11	14	2	1	5	15	2
Johnny Straiton	.208	24	2	5	1	0	2	3	0
Paul Boverf	.176	17	2	3	1	0	0	2	0
Jim Blausser	.111	18	7	2	0	1	0	0	0
<b>TOTALS</b>	<b>.271</b>	<b>190</b>	<b>117</b>	<b>214</b>	<b>27</b>	<b>9</b>	<b>21</b>	<b>107</b>	<b>24</b>

Player	ERA	W-L	IP	H	R	ER	BB	SO
Q.V. Lowe	1.69	8-2	85.0	51	20	16	20	65
Paul Boverf	2.47	2-4	38.0	30	21	10	26	26
Jim Blausser	4.26	4-3	57.0	52	36	27	33	41
<b>TOTALS</b>	<b>2.65</b>	<b>14-9</b>	<b>180.0</b>	<b>133</b>	<b>77</b>	<b>53</b>	<b>79</b>	<b>132</b>



YEAR-BY-YEAR RESULTS & TEAM STATS

•COLLEGE WORLD SERIES•
•SEC CHAMPIONS•
•SEC EAST CHAMPIONS•

•DISTRICT 3 REGIONAL CHAMPIONS•

Table with columns: Date, Opponent, Score, W/L. Lists game results from 3/17 to 4/16.

1967 • 32-10, 15-2 SEC
Head Coach: Paul Nix (1963-84)

Player statistics table for 1967. Columns: Player, AVG, AB, R, H, 2B, 3B, HR, RBI, BB, SB.

Player statistics table for 1967. Columns: Player, ERA, W-L, APP, CG, IP, H, R, ER, BB, SO.

Table with columns: Date, Opponent, Score, W/L. Lists game results from 4/17 to 5/16.

Table with columns: Date, Opponent, Score, W/L. Lists game results from 3/14 to 5/3.

1968 • 22-12, 9-6 SEC
Head Coach: Paul Nix (1963-84)

Player statistics table for 1968. Columns: Player, AVG, AB, R, H, 2B, 3B, HR, RBI, BB, SB.

Player statistics table for 1968. Columns: Player, ERA, W-L, IP, H, R, ER, BB, SO.

Table with columns: Date, Opponent, Score, W/L. Lists game results from 5/4 to 5/14.

Table with columns: Date, Opponent, Score, W/L. Lists game results from 3/14 to 5/10.

1969 • 20-17, 7-10 SEC
Head Coach: Paul Nix (1963-84)

Player statistics table for 1969. Columns: Player, AVG, AB, R, H, 2B, 3B, HR, RBI, BB, SB.

Player statistics table for 1969. Columns: Player, ERA, W-L, IP, H, R, ER, BB, SO.

Table with columns: Date, Opponent, Score, W/L. Lists game results from 5/12 to 5/24.





# YEAR-BY-YEAR RESULTS & TEAM STATS

Date	Opponent	Score	W/L
3/9	WEST VIRGINIA	2-1	W
3/10	WEST VIRGINIA	0-3	L
3/21	Southern Illinois (NO)	2-8	L
3/22	at Tulane	1-3	L
3/23	at Loyola (N.O.)	9-7	W
3/24	at Loyola (N.O.)	3-0	W
3/27	* at Tennessee	1-2	L
3/27	* at Tennessee	1-0	W
3/28	* at Tennessee	0-1	L
4/3	* at Florida	4-17	L
4/6	at Florida State	4-10	L
4/7	at Florida State	5-3	W
4/10	* VANDERBILT	6-1	W
4/10	* VANDERBILT	2-1	W
4/11	* VANDERBILT	7-0	W
4/14	LOYOLA (N.O.)	8-6	W

**1970 • 17-16 9-6 SEC**  
**Head Coach: Paul Nix (1963-84)**

Player	AVG	AB	R	H	2B	3B	HR	RBI	BB
NO STATS AVAILABLE									

Player	ERA	W-L	IP	H	R	ER	BB	SO
NO STATS AVAILABLE								

4/15	LOYOLA (N.O.)	9-10	L
4/18	* at Georgia	0-1	L
4/18	* at Georgia [10]	4-5	L
4/21	at Alabama	1-8	L
4/25	* at Kentucky	1-0	W
4/25	* at Kentucky	4-2	W
4/28	MERCER	9-1	W
5/1	* FLORIDA	0-2	L
5/2	* FLORIDA	3-2	W
5/5	ALABAMA [11]	3-2	W
5/8	* GEORGIA [13]	4-3	W
5/9	* GEORGIA [11]	4-3	W
5/11	at Mercer [11]	5-6	L
5/18	FLORIDA STATE	0-5	L
5/19	FLORIDA STATE	6-7	L
5/22	SOUTH ALABAMA	9-7	W
5/23	SOUTH ALABAMA	2-4	L

Date	Opponent	Score	W/L
3/19	Miami, Ohio (J)	7-1	W
3/20	Navy (J)	6-1	W
3/20	Miami, Ohio (J)	6-4	W
3/21	Miami, Ohio (J)	1-5	L
3/21	Cincinnati (J)	17-4	W
3/22	Western Michigan (J)	6-7	L
3/22	Jacksonville (J)	11-4	W
3/23	Western Michigan (J)	9-11	L
3/23	Miami, Ohio (J)	4-13	L
3/26	* TENNESSEE	4-3	W
3/26	* TENNESSEE	5-6	L
3/27	West Georgia	6-4	W
3/27	West Georgia	10-0	W
3/30	South Alabama	3-2	W
3/30	South Alabama	2-9	L
4/2	* at Florida	5-10	L
4/3	* at Florida	6-5	W
4/9	* KENTUCKY	5-6	L
4/10	* KENTUCKY	2-0	W
4/12	* KENTUCKY	13-14	L
4/13	Florida State	8-13	L
4/16	Florida State	11-8	W
4/17	* Georgia	13-7	W
4/19	* Georgia	8-7	W
4/20	Mercer	6-4	W
4/23	ALABAMA	12-8	W
4/24	* FLORIDA	5-2	W
4/30	* FLORIDA	5-2	W
4/30	* at Vanderbilt	1-5	L
4/30	* at Vanderbilt	6-1	W
5/1	* at Vanderbilt	9-0	W

**1971 • 23-16 9-7 SEC**  
**Head Coach: Paul Nix (1963-84)**

Player	AVG	AB	R	H	2B	3B	HR	RBI	SB
Joey Martin	.417	132	27	55	8	1	0	24	12
Andy Merchant	.325	114	24	37	4	1	4	23	11
Joe Haefer	.322	115	22	37	9	0	7	28	7
Jack Baker	.310	126	26	39	6	1	8	35	4
Ken Dempsey	.307	140	37	43	12	0	8	27	14
Pete Rancourt	.292	96	14	28	4	1	3	20	8
Bill Cameron	.286	105	17	30	4	0	1	14	15
Wayne Hall	.248	109	21	27	6	2	1	10	6
Don Donaldson	.214	84	20	18	6	1	0	13	12
Bill Lawrence	.500	8	4	4	1	0	0	0	0
Hamp Russell	.500	2	1	1	1	0	0	1	0
Earl Nance	.462	26	8	12	3	0	0	4	2
Rick Eisenacher	.357	28	6	10	0	0	0	9	0
Greg Butler	.289	38	2	11	1	0	0	5	1
Bennett Shuman	.286	14	2	4	0	0	0	2	5
Ken Bishop	.235	17	5	4	0	1	0	3	1
Terry Curtis	.200	5	0	1	0	0	0	0	0
Chuck Rush	.200	5	1	1	0	0	0	0	1
Jack Van Yperen	.190	21	2	4	2	0	0	2	0
Tim Hulsey	.167	6	0	1	0	0	0	2	0
Tony Kraft	.167	6	0	1	0	0	0	0	0
David Blodgett	.125	8	1	1	0	0	0	0	0
Larry Kain	.125	8	0	1	0	0	0	1	2
Lynn Jones	.125	8	1	1	0	0	0	0	0
Sonny Murphy	.000	4	1	0	0	0	0	0	0
<b>TOTALS</b>	<b>.303</b>	<b>1225</b>	<b>242</b>	<b>371</b>	<b>67</b>	<b>8</b>	<b>32</b>	<b>223</b>	<b>101</b>

Player	ERA	W-L	IP	H	R	ER	BB	SO
Earl Nance	4.08	6-2	75.0	63	41	34	43	65
Jack Van Yperen	3.85	6-4	74.2	78	49	33	30	51
Rick Eisenacher	3.47	5-3	57.0	53	28	22	25	62
Larry Kain	8.22	3-2	35.0	43	39	32	30	29
Lynn Jones	4.10	1-3	28.0	27	15	13	10	18
Hamp Russell	3.00	1-0	9.1	8	3	3	5	4
Terry Curtis	4.22	0-0	21.1	21	12	10	7	16
Bill Lawrence	6.66	1-2	24.1	28	22	18	7	12
Jack Baker	27.00	0-0	0.2	2	3	3	4	0
<b>TOTALS</b>	<b>4.65</b>	<b>23-16</b>	<b>325.1</b>	<b>323</b>	<b>212</b>	<b>168</b>	<b>161</b>	<b>257</b>

5/3	Atlanta Baptist	8-6	W
5/4	at Alabama	-5	L
5/7	* Georgia	6-8	L
5/8	* Georgia	2-4	L
5/17	Florida State	4-9	L
5/18	Florida State	5-6	L
5/21	South Alabama	6-5	W
5/22	South Alabama	4-10	L

Date	Opponent	Score	W/L
3/16	AUSTIN-PEAY	16-5	W
3/16	AUSTIN-PEAY	4-13	L
3/17	at South Alabama	0-1	L
3/20	WEST GEORGIA	10-2	W
3/20	JAXVILLE STATE	0-4	L
3/21	WEST GEORGIA	9-0	W
3/24	at Florida State	9-3	W
3/25	at Florida State	13-16	L
3/31	* FLORIDA	3-11	L
4/1	* FLORIDA	13-6	W
4/4	ALABAMA	3-0	W
4/4	ALABAMA	6-8	L
4/8	* at Kentucky	5-2	W
4/8	* at Kentucky	4-5	L
4/11	MERCER	5-2	W
4/12	ATLANTA BAPTIST	8-4	W
4/14	* at Georgia	6-7	L
4/15	* at Georgia	10-6	W
4/17	JACKSONVILLE	2-6	L
4/18	JACKSONVILLE	2-5	L
4/21	* at Florida	6-5	W
4/22	* at Florida [20]	7-6	W
4/25	at Alabama	8-4	W
4/25	at Alabama	1-9	L
4/26	ATLANTA BAPTIST	11-2	W
4/28	* VANDERBILT	1-5	L
4/28	* VANDERBILT	7-3	W
4/29	* VANDERBILT	2-6	L
5/5	* GEORGIA	0-2	L
5/6	* GEORGIA	2-1	W

**1972 • 18-17 7-6 SEC**  
**Head Coach: Paul Nix (1963-84)**

Player	AVG	AB	R	H	2B	3B	HR	RBI	SB
Andy Merchant	.378	125	26	47	4	5	4	16	6
Joe Haefer	.338	130	27	44	5	2	8	35	12
David Blodgett	.291	48	10	14	3	0	1	8	2
Gary Daley	.280	50	13	14	4	1	0	4	1
Bill Cameron	.274	124	16	34	8	0	2	22	17
Johnny Simmons	.265	128	19	34	6	1	0	11	8
Tim Hulsey	.254	55	5	14	1	0	0	1	0
Greg Butler	.217	115	19	25	3	0	1	19	5
Ken Bishop	.210	57	9	12	1	0	1	9	0
Wayne Hall	.175	114	6	20	0	2	0	16	2
Bennett Shuman	.078	38	5	3	1	1	0	3	3
Mark Hatchett	1.000	3	4	3	3	0	0	2	0
Tony Craft	.667	6	1	4	0	0	0	2	0
Matt Waller	.667	3	1	2	0	1	0	2	0
Bill Lawrence	.428	28	10	12	1	1	0	3	0
Lynn Jones	.333	9	5	3	0	0	0	2	2
George Wheeler	.272	22	2	6	3	0	1	4	0
Sam Rodenhizer	.250	4	1	1	0	0	0	0	0
Terry Curtis	.250	4	0	1	0	0	0	0	0
Chuck Rush	.200	20	1	4	0	0	0	0	0
Jim Handley	.125	8	0	1	0	0	0	0	0
Jack Van Yperen	.121	33	3	4	1	0	0	0	0
Steve Foxwell	.000	1	1	0	0	0	0	0	0
Kim Shugart	.000	1	1	0	0	0	0	0	0
Sonny Murphy	.000	2	0	0	0	0	0	0	0
<b>TOTALS</b>	<b>.268</b>	<b>1128</b>	<b>185</b>	<b>302</b>	<b>44</b>	<b>14</b>	<b>18</b>	<b>159</b>	<b>58</b>

Player	ERA	W-L	IP	H	R	ER	BB	SO
Jack Van Yperen	1.96	5-7	87.0	76	41	19	34	60
Sam Rodenhizer	2.19	2-0	12.1	15	5	3	3	10
George Wheeler	2.94	2-4	55.0	57	31	18	17	25
Lynn Jones	3.00	1-0	18.0	25	13	6	3	12
Jim Handley	3.40	2-1	34.1	28	17	13	20	19
Bill Lawrence	3.77	5-3	74.0	76	43	31	17	49
Matt Waller	6.00	0-1	9.0	12	8	6	5	4
Terry Curtis	6.92	0-1	13.1	16	16	10	7	7
<b>TOTALS</b>	<b>3.15</b>	<b>17-17</b>	<b>303.0</b>	<b>305</b>	<b>174</b>	<b>106</b>	<b>106</b>	<b>186</b>

5/15	at Mercer	6-3	W
5/16	FLORIDA STATE	9-3	W
5/19	SOUTH ALABAMA	1-6	L
5/20	SOUTH ALABAMA	1-5	L





YEAR-BY-YEAR RESULTS & TEAM STATS

Table with columns: Date, Opponent, Score, W/L. Rows include games from 3/15 to 4/24 against various opponents like Jacksonville, Middle Tenn. State, Mercer-Atlanta, etc.

1973 • 20-19 7-9 SEC Head Coach: Paul Nix (1963-84)

Player statistics table for 1973. Columns: Player, AVG, AB, R, H, 2B, 3B, HR, RBI, BB, SO. Includes totals for the team.

Year-by-year results for 1973. Columns: Date, Opponent, Score, W/L. Rows include games against Alabama, Vanderbilt, South Alabama, Georgia, Florida State.

Table with columns: Date, Opponent, Score, W/L. Rows include games from 3/11 to 4/12 against opponents like Maryland, Jacksonville, Columbus Col., etc.

1974 • 31-13 11-6 SEC Head Coach: Paul Nix (1963-84)

Player statistics table for 1974. Columns: Player, AVG, AB, R, H, 2B, 3B, HR, RBI, BB, SO. Includes totals for the team.

Year-by-year results for 1974. Columns: Date, Opponent, Score, W/L. Rows include games against Georgia, Alabama, Mercer, Florida State, etc.

Table with columns: Date, Opponent, Score, W/L. Rows include games from 3/7 to 4/19 against opponents like B'ham-Southern, Marietta College, Clemson, etc.

1975 • 24-21 7-9 SEC Head Coach: Paul Nix (1963-84)

Player statistics table for 1975. Columns: Player, AVG, GP, AB, R, H, 2B, 3B, HR, RBI, BB, SO. Includes totals for the team.

Year-by-year results for 1975. Columns: Date, Opponent, Score, W/L. Rows include games against TROY State, Vanderbilt, Mississippi State, etc.





# YEAR-BY-YEAR RESULTS & TEAM STATS

**•COLLEGE WORLD SERIES•**  
**•SEC CHAMPIONS•**  
**•SEC WEST CHAMPIONS•**  
**•SOUTH REGIONAL CHAMPIONS•**

Date	Opponent	Score	W/L
2/26	HOUSTON	5-0	W
2/26	HOUSTON	0-7	L
3/3	B'HAM-SOUTHERN	4-1	W
	TROY STATE	12-0	W
3/8	* at Alabama	4-0	W
3/8	* at Alabama	5-2	W
3/9	* at Alabama	11-5	W
3/11	NORTH ALABAMA	12-0	W
3/11	NORTH ALABAMA	3-1	W
3/17	NOTRE DAME	10-2	W
3/17	NOTRE DAME	9-0	W
3/18	NOTRE DAME	8-6	W
3/19	* at Ole Miss	3-2	W
3/19	* at Ole Miss	6-4	W
3/20	* at Ole Miss	1-0	W
3/22	OHIO	6-4	W
3/22	OHIO	7-4	W
3/23	OHIO	2-1	W
3/23	OHIO	8-9	L
3/24	OHIO	6-4	W
3/27	* MISSISSIPPI STATE	1-6	L
3/27	* MISSISSIPPI STATE	1-3	L
4/2	at Georgia	11-3	W
4/3	at Georgia	2-3	L
4/5	JAX'VILLE STATE	5-3	W

**1976 • 37-15, 12-7 SEC**  
**Head Coach: Paul Nix (1963-84)**

Player	AVG	GP	AB	R	H	2B	3B	HR	RBI	BB	SO	SH/SE	SB
Richie Howard, 3b	.383	42	133	28	51	8	0	10	52	26	18	0/1	5
Tommy Morton, c	.322	44	121	24	39	10	0	3	27	18	20	4/3	3
Dom Fucci, dh	.311	24	61	9	19	2	1	0	7	11	7	0/0	16
Mickey Miller, 2b	.302	51	172	39	53	12	1	0	31	24	9	5/3	15
Curt Cope, of	.287	40	101	14	29	4	0	2	22	25	21	6/3	21
Gray Morrison, of	.277	51	173	28	48	7	1	1	29	16	26	4/1	2
Chuck Moore, of	.265	28	102	20	27	5	1	1	9	14	24	4/1	5
Steve Reg, of	.243	49	144	19	35	4	2	4	31	22	32	1/1	6
John Trageser, c	.238	25	63	5	15	1	0	0	7	8	10	2/0	0
Jim Block, ss	.237	32	76	18	18	2	0	0	4	26	14	1/1	3
S. Montgomery, ss	.230	37	100	18	23	4	0	5	9	19	17	5/0	1
J.B. Brown	.225	26	71	11	16	1	1	0	9	9	14	4/0	1
Ben Spivey, of	.143	11	14	4	2	0	0	0	1	3	6	0/0	1
Eddie Staub, c	.000	1	2	0	0	0	0	0	0	0	1	0/0	0
David Mowen, 3b	.000	1	1	0	0	0	0	0	0	1	1	0/0	0
Chuck Phab, 2b	.000	2	2	0	0	0	0	0	0	0	1	0/0	0
Mike Frazier, of	.000	2	1	0	0	0	0	0	0	0	0	0/0	0
Stuart Wilson, of	.000	3	0	0	0	0	0	0	0	0	0	0/0	0
<b>TOTALS</b>	<b>.283</b>	<b>52</b>	<b>1506</b>	<b>286</b>	<b>426</b>	<b>66</b>	<b>8</b>	<b>28</b>	<b>251</b>	<b>236</b>	<b>246</b>	<b>40/16</b>	<b>75</b>
<b>OPPONENTS</b>	<b>.212</b>	<b>52</b>	<b>1500</b>	<b>175</b>	<b>318</b>	<b>40</b>	<b>10</b>	<b>15</b>	<b>142</b>	<b>177</b>	<b>299</b>	<b>11/8</b>	<b>59</b>

Player	ERA	W-L	APP	GS	CG	SHO	IP	H	R	ER	BB	SO
Robert Hudson	1.74	10-5	22	14	6	2	114.0	86	42	22	34	73
Mark McClanahan	2.16	4-0	18	1	1	0	41.2	31	15	10	17	33
David O'Hare	2.23	4-2	14	5	0	0	44.0	47	25	11	25	40
Joe Beckwith	2.25	9-3	17	13	5	3	84.0	65	33	21	35	64
Terry Leach	2.57	8-5	15	14	6	1	84.0	54	34	24	41	71
Mark Wimberly	3.38	2-0	6	1	0	0	16.0	13	6	6	13	7
David Sullivan	4.50	0-0	3	1	0	0	6.0	10	9	3	7	5
Kent Skinner	5.62	0-0	4	0	0	0	9.2	12	11	6	5	6
<b>TOTALS</b>	<b>2.32</b>	<b>37-15</b>	<b>52</b>	<b>52</b>	<b>18</b>	<b>8</b>	<b>399.1</b>	<b>318</b>	<b>175</b>	<b>103</b>	<b>177</b>	<b>299</b>

4/5	JAX'VILLE STATE	6-7	L
4/9	* at LSU	3-4	L
4/9	* at LSU	5-2	W
4/10	* at LSU	1-3	L
4/12	NEW ORLEANS	5-1	W
4/16	* OLE MISS	1-3	L
4/16	* OLE MISS	5-2	W
4/17	* OLE MISS	2-9	L
4/20	at Mercer	4-10	L
4/20	at Mercer	6-2	W
4/26	* at Mississippi State	7-0	W
4/27	* at Mississippi State	2-1	W
4/27	* at Mississippi State	3-1	W
4/30	* LSU	0-2	L
5/1	* LSU	5-1	W
5/3	at B'ham-Southern	13-4	W
	MERCER	9-4	W
	MERCER	4-3	W
5/13	# at Kentucky	6-7	L
5/16	# KENTUCKY	6-0	W
5/16	# KENTUCKY	14-6	W
5/18	Georgia Tech (A)	6-4	W
5/21	! Middle Tennessee	10-5	W
5/24	! at Florida State	2-1	W
5/25	! Jacksonville	7-5	W
6/11	S Clemson	4-9	L
6/12	S Maine	8-9	L

# SEC Playoff (1st)  
 ! South Reg. (Tallahassee, FL - 1st)  
 S CWS (Omaha, NE-7th)

Date	Opponent	Score	W/L
2/24	at Jacksonville	0-1	L
2/24	at Jacksonville	3-2	W
	at Valdosta State	8-4	W
3/3	at Mercer	7-10	L
	MIDDLE TENN. ST.	2-5	L
	MARSHALL	17-5	W
3/17	at Austin Peay	6-5	W
3/18	* at Mississippi State	0-3	L
3/19	* at Mississippi State	0-5	L
3/19	* at Mississippi State	1-12	L
3/22	OHIO	10-3	W
3/22	OHIO	9-3	W
3/23	OHIO	5-3	W
3/23	OHIO	7-8	L
3/25	* LSU	2-0	W
3/26	* LSU	10-2	W
3/26	* LSU	4-2	W
4/2	* OLE MISS	3-1	W
4/2	* OLE MISS	9-4	W
4/3	* OLE MISS	7-14	L
4/5	at B'ham-Southern	8-6	W
4/6	LIVINGSTON	7-2	W
4/9	* at Alabama	5-11	L
4/9	* at Alabama	5-2	W
4/10	* at Alabama	5-12	L
4/11	MERCER	17-7	W
4/13	GEORGIA	11-2	W

**1977 • 28-18, 11-9 SEC**  
**Head Coach: Paul Nix (1963-84)**

Player	AVG	GP	AB	R	H	2B	3B	HR	RBI	BB	SO	SH/SE	SB
Steve Renfro	.344	45	154	27	53	8	3	4	36	12	29	5/2	11
Bo Fucci	.342	40	114	32	39	8	1	3	20	23	30	2/1	16
Gray Morrison	.315	39	143	22	45	10	1	1	17	14	29	4/0	3
John Trageser	.314	24	70	19	22	2	0	4	13	19	9	2/2	1
Rodney Rushing	.305	34	95	10	29	4	1	2	15	8	20	2/1	1
Dom Fucci	.299	46	154	28	46	7	1	2	31	32	35	3/1	21
Chuck Moore	.273	39	121	19	33	3	2	4	23	6	28	1/0	2
S. Montgomery	.267	45	135	35	36	9	1	6	30	35	28	5/4	5
Pat Keedy	.260	46	146	37	38	11	2	8	34	29	45	1/2	7
J.B. Brown	.238	43	143	28	34	8	0	0	22	24	17	2/2	9
Ben Spivey	.143	26	56	13	8	0	0	0	2	19	15	2/0	1
Danny Rollin	.238	8	21	5	5	0	0	0	2	4	3	0/0	1
Tim Thornley	.231	11	26	4	6	1	0	0	6	9	8	0/1	0
Dan Weingarten	.154	8	13	2	2	0	0	0	0	3	3	0/0	0
Robert Hudson	.000	1	1	0	0	0	0	0	0	0	0	0/0	0
Tom Rogan	.000	3	0	1	0	0	0	0	0	2	0	0/0	0
Mike Frazier	.000	1	1	0	0	0	0	0	0	0	0	0/0	0
Tommy Owens	.000	7	2	3	0	0	0	0	0	0	1	0/0	0
<b>TOTALS</b>	<b>.284</b>	<b>46</b>	<b>1395</b>	<b>285</b>	<b>396</b>	<b>71</b>	<b>12</b>	<b>34</b>	<b>251</b>	<b>239</b>	<b>300</b>	<b>30/16</b>	<b>78</b>
<b>OPPONENTS</b>	<b>.249</b>	<b>46</b>	<b>1447</b>	<b>227</b>	<b>360</b>	<b>56</b>	<b>11</b>	<b>25</b>	<b>183</b>	<b>184</b>	<b>262</b>	<b>14/10</b>	<b>55</b>

Player	ERA	W-L	APP	GS	CG	SHO	IP	H	R	ER	BB	SO
Joe Beckwith	1.68	9-5	16	14	10	1	101.1	75	32	19	31	99
Robert Hudson	3.43	2-4	18	13	6	2	89.0	106	53	34	26	65
David Sullivan	5.36	2-3	9	5	1	0	42.0	44	30	25	26	20
Tim Williams	4.76	1-1	11	2	0	0	22.2	22	18	12	16	9
Mark Wimberly	5.12	4-1	15	5	2	1	45.2	44	36	26	20	31
Billy Knight	5.73	2-1	9	2	0	0	22.0	30	21	14	22	10
Martin Lowe	6.35	1-3	16	4	0	0	39.2	34	34	28	39	25
Jay Chwalik	5.40	0-0	2	1	0	0	5.0	5	3	3	4	3
<b>TOTALS</b>	<b>3.94</b>	<b>28-18</b>	<b>46</b>	<b>46</b>	<b>19</b>	<b>4</b>	<b>367.2</b>	<b>360</b>	<b>227</b>	<b>161</b>	<b>184</b>	<b>262</b>

4/15	at South Alabama	14-11	W
4/16	at South Alabama	5-8	L
4/18	TROY STATE	4-1	W
4/20	B'HAM-SOUTHERN	8-5	W
4/21	VALDOSTA STATE	9-10	L
4/23	* MISSISSIPPI STATE	3-0	W
4/24	* MISSISSIPPI STATE	6-4	W
4/24	* MISSISSIPPI STATE	15-6	W
4/25	JAX'VILLE STATE	2-0	W
4/27	COLUMBUS COL.	5-7	L
4/30	* at LSU [10]	0-1	L
4/30	* at LSU	3-0	W
5/2	at Columbus College	15-3	W
5/3	SOUTH ALABAMA	1-9	L
5/4	SOUTH ALABAMA	4-8	L
5/7	* at Ole Miss	4-6	L
5/7	* at Ole Miss	5-1	W
5/8	* at Ole Miss	4-7	L
5/17	at Georgia Tech	7-6	W

**•SEC CHAMPIONS•**  
**•SEC TOURNAMENT CHAMPIONS•**  
**•SEC WEST CHAMPIONS•**  
**•SOUTH REGIONAL•**

Date	Opponent	Score	W/L
2/23	GA. SOUTHWEST	7-2	W
2/25	HUNTINGDON	5-4	W
3/4	* at Alabama	5-9	L
3/5	* at Alabama	5-3	W
3/5	* at Alabama	3-1	W
3/10	AUSTIN PEAY ST.	14-9	W
3/18	* MISSISSIPPI STATE	1-7	L
3/18	* MISSISSIPPI STATE	2-6	L
3/19	* MISSISSIPPI STATE	11-8	W
3/21	at South Alabama	9-12	L
3/22	at South Alabama	8-16	L
3/23	at New Orleans	0-5	L
3/24	at New Orleans	6-4	W
3/25	* at LSU	0-1	L
3/25	* at LSU	3-0	W
3/26	* at LSU	1-1	L
3/27	FAIRFIELD	0-3	L
3/30	LIVINGSTON	13-9	W
4/1	* at Ole Miss	3-8	L
4/1	* at Ole Miss	6-5	W
4/2	* at Ole Miss	11-6	W
4/3	at Memphis State	2-7	L
4/4	at Memphis State	9-10	L
4/6	MONTEVALLO [11]	4-3	W
4/8	* ALABAMA	13-5	W
4/8	* ALABAMA	11-5	W

**1978 • 33-21, 15-8 SEC**  
**Head Coach: Paul Nix (1963-84)**

Player	AVG	GP	AB	R	H	2B	3B	HR	RBI	BB	SO	SH/SE	SB
Dom Fucci	.401	54	177	58	71	15	4	10	44	40	23	3/4	28
J.B. Brown	.368	41	133	29	49	12	0	1	27	15	7	2/4	8



YEAR-BY-YEAR RESULTS & TEAM STATS

Table with columns: Date, Opponent, Score, W/L. Lists game results from 2/26 to 4/21.

1979 • 21-21 7-14 SEC Head Coach: Paul Nix (1963-84). Player stats table with columns: Player, AVG, GP, AB, R, H, 2B, 3B, HR, RBI, BB, SO, SH/SF, SB. Includes totals and opponents.

Table with columns: Date, Opponent, Score, W/L. Lists game results from 4/22 to 5/15.

•SEC WEST CHAMPIONS• Table with columns: Date, Opponent, Score, W/L. Lists game results from 2/28 to 4/16.

1980 • 27-24 15-8 SEC Head Coach: Paul Nix (1963-84). Player stats table with columns: Player, AVG, GP, AB, R, H, 2B, 3B, HR, RBI, BB, SO, SH/SF, SB. Includes totals and opponents.

Table with columns: Date, Opponent, Score, W/L. Lists game results from 4/17 to 5/13.

Table with columns: Date, Opponent, Score, W/L. Lists game results from 3/1 to 4/11.

1981 • 27-27 7-16 SEC Head Coach: Paul Nix (1963-84). Player stats table with columns: Player, AVG, GP, AB, R, H, 2B, 3B, HR, RBI, BB, SO, SH/SF, SB. Includes totals and opponents.

Table with columns: Date, Opponent, Score, W/L. Lists game results from 4/12 to 5/11.

\*Auburn's 9-0 loss to South Alabama on 4/9 was never played; forfeit by Auburn





# YEAR-BY-YEAR RESULTS & TEAM STATS

Date	Opponent	Score	W/L
3/3	at Troy State	4-5	L
3/7	* at LSU7	2-4	L
3/7	* at LSU7	0-11	L
3/10	* OLE MISS7	3-4	L
3/10	* OLE MISS7 [8]	4-5	L
3/11	* OLE MISS	1-4	L
3/18	AUSTIN PEAY	13-10	W
3/20	* MISS. STATE7 [8]	6-5	W
3/20	* MISSISSIPPI STATE7	7-4	W
3/21	* MISSISSIPPI STATE6	4-3	W
3/23	GEORGIA	10-7	W
3/27	* at Alabama (10)	7-8	L
3/28	* at Alabama7	5-8	L
3/28	* at Alabama7 [8]	10-11	L
3/31	JAX'VILLE STATE7	6-4	W
3/31	JAX'VILLE STATE7	6-7	L
4/1	COLUMBUS COL.	9-7	W
4/3	at Huntingdon	20-4	W
4/7	GEORGIA STATE	3-1	W
4/10	* LSU	12-6	W
4/11	* LSU	13-12	W
4/11	* LSU7	9-1	W
4/13	FLORIDA STATE	9-5	W
4/14	FLORIDA STATES	8-10	L
4/15	at Columbus College	20-2	W
4/15	HUNTINGDON	12-4	W
4/18	* at Ole Miss7	0-1	L

**1982 • 27-20-1, 8-13-1 SEC**  
**Head Coach: Paul Nix (1963-84)**

Player	AVG	GP	AB	R	H	2B	3B	HR	RBI	BB	SO	SH/SE	SB
Doug Glicrese, ss	.386	48	197	58	76	21	3	17	54	20	25	0/2	6
Bob Barry, 3b	.341	46	173	40	59	6	0	13	57	26	28	1/4	7
David Mogentale, rf	.341	42	135	35	46	6	0	5	24	28	14	3/2	0
Russell Smith, 2b	.333	39	132	32	44	8	1	0	17	24	15	4/1	4
Neal Mitchell, prof	.304	36	138	37	42	11	0	8	23	27	17	2/2	0
Mike Swain, c	.302	35	106	19	32	7	0	2	14	18	13	2/0	0
Robert Somell, c	.295	40	173	32	53	5	3	1	21	19	9	2/0	3
Rayney Dolly, cf	.289	48	173	32	50	12	0	7	37	25	29	1/3	1
Trent Hudson, c	.288	30	80	13	23	2	1	1	13	6	18	1/1	0
J. Meltsvoege, dh	.287	43	157	28	45	8	0	2	25	22	29	4/2	3
Sam Brasso, lf	.277	29	83	15	23	5	0	0	11	4	17	2/1	0
Darryl Wilks, cf	.297	11	37	3	11	1	0	1	6	1	4	0/0	1
Ilex Morris, c	.250	8	20	3	5	1	0	0	4	0	2	1/0	0
Jeff Grote, cf	.182	7	11	5	2	0	0	0	1	2	2	0/0	1
Robby Moore, rf	.000	1	0	1	0	0	0	0	0	0	0	0/0	0
<b>TOTALS</b>	<b>.316</b>	<b>48</b>	<b>1569</b>	<b>348</b>	<b>496</b>	<b>93</b>	<b>8</b>	<b>57</b>	<b>307</b>	<b>222</b>	<b>222</b>	<b>23/18</b>	<b>29</b>
<b>OPPONENTS</b>	<b>.290</b>	<b>48</b>	<b>1553</b>	<b>312</b>	<b>450</b>	<b>72</b>	<b>11</b>	<b>45</b>	<b>273</b>	<b>231</b>	<b>226</b>	<b>19/12</b>	<b>55</b>

Player	ERA	W-L	APP	GS	CG	SV	IP	H	R	ER	BB	SO	WP	HBP
Gary Smith	3.33	3-2	12	9	0	0	51.1	45	26	19	23	27	4	4
Marc Saucedo	4.44	4-3	23	4	0	3	54.2	53	33	27	30	33	6	3
Lance Long	5.48	4-2	19	9	2	3	67.1	71	49	41	51	40	5	2
Ward Yerby	5.65	5-5	18	10	2	0	65.1	86	52	41	25	44	3	1
Neal Mitchell	5.82	4-3	10	3	0	0	34.0	46	28	22	32	23	4	2
Steve Childers	5.84	2-2	9	6	0	0	37.0	45	35	24	15	26	0	1
Russell Ricks	7.54	1-0	6	2	0	0	14.1	21	13	12	7	3	0	3
Bill Davis	13.64	2-0	8	1	0	0	27.0	48	45	41	21	10	7	6
Phil Constan	4.50	0-0	5	1	0	2	10.0	9	5	5	2	6	0	2
Barry Clements	6.41	1-3	8	3	0	0	19.2	21	18	14	21	10	3	1
Tim McClain	11.81	0-0	4	0	0	0	5.1	5	8	7	4	4	2	0
<b>TOTALS</b>	<b>5.90</b>	<b>27-20</b>	<b>48</b>	<b>48</b>	<b>5</b>	<b>8</b>	<b>386.0</b>	<b>450</b>	<b>312</b>	<b>253</b>	<b>231</b>	<b>226</b>	<b>34</b>	<b>25</b>
<b>OPPONENTS</b>	<b>7.04</b>	<b>20-27</b>	<b>48</b>	<b>48</b>	<b>10</b>	<b>2</b>	<b>360.2</b>	<b>496</b>	<b>348</b>	<b>282</b>	<b>222</b>	<b>222</b>	<b>53</b>	<b>18</b>

4/18	* at Ole Miss7	3-3	T
4/20	at Florida State	0-14	L
4/21	at Florida State	9-8	W
4/22	at Montevallo	3-1	W
4/24	* at Mississippi State7	2-9	L
4/24	* at Mississippi State5	0-6	L
4/25	* at Mississippi State	0-10	L
4/27	UAB	13-1	W
4/28	B'HAM-SOUTHERN	10-12	L
4/29	JACKSON STATE	4-1	W
5/1	* ALABAMA7 [8]	8-7	W
5/1	* ALABAMA7 [8]	8-5	W
5/2	* ALABAMA7	9-14	L
5/4	TROY STATE	14-12	W
5/5	LIVINGSTON	13-9	W
5/8	CLEMSON [11]	7-6	W
5/8	CLEMSON	10-22	L
5/9	CLEMSON [12]	9-0	W
5/10	MONTEVALLO	8-3	W
5/11	at Georgia State	11-1	W
5/12	at Georgia Tech	6-8	L

Date	Opponent	Score	W/L
2/23	at Florida State	9-12	L
2/23	at Florida State	1-6	L
3/2	GEORGIA	0-5	L
3/2	GEORGIA	11-7	W
3/3	at Troy State	5-6	L
3/5	at Columbus Col. [12]	7-8	L
3/8	ILLINOIS STATE	6-17	L
3/10	* OLE MISS	8-12	L
3/11	* OLE MISS	5-6	L
3/11	* OLE MISS	6-12	L
3/19	* at Mississippi State	0-8	L
3/19	* at Mississippi State	1-5	L
3/20	* at Mississippi State	2-7	L
3/22	ALA. CHRISTIAN	13-6	W
3/23	FLORIDA STATE	5-7	L
3/27	* LSU	6-3	W
3/27	* LSU	5-4	W
3/29	at Jacksonville State	1-11	L
3/31	Alabama (Bham)	3-12	L
4/2	* at Alabama	5-6	L
4/3	* at Alabama	2-3	L
4/3	* at Alabama	7-6	W
4/5	JAX'VILLE ST. [11]	6-5	W
4/10	COLUMBUS COL.	6-4	W
4/11	MONTEVALLO	7-0	W
4/12	at UAB	5-6	L
4/13	at Alabama Christian	19-14	W
4/14	at Georgia Tech	7-16	L
4/16	* at Ole Miss	4-12	L
4/16	* at Ole Miss	9-10	L
4/17	* at Ole Miss	7-10	L
4/19	at Georgia	11-5	W

**1983 • 16-34, 4-18 SEC**  
**Head Coach: Paul Nix (1963-84)**

Player	AVG	GP	AB	R	H	2B	3B	HR	RBI	BB	SO	SAC	SB-ATT	
Dean Sunseri	.317	26	63	11	20	2	0	0	9	22	13	1	1-3	
Chris Senn	.316	15	57	13	18	2	0	2	11	26	7	8	2-12	
D. Friend	.290	49	186	39	54	14	0	11	47	101	26	21	4-34	
Kevin Jordan	.284	27	88	18	25	9	0	3	17	43	18	19	2-6	
Russell Smith	.281	48	167	30	47	7	2	3	30	67	33	24	6-34	
Bo Jackson	.279	26	68	14	19	4	0	4	13	35	20	34	0-5	
Mark Hutchinson	.264	49	159	31	42	5	2	1	11	54	33	15	3-23	
Bob Barry	.263	26	80	19	21	4	1	6	14	43	24	17	0-23	
Paul Foster	.251	48	179	32	45	7	1	5	35	81	17	42	2-23	
Trent Hudson	.237	36	135	28	32	6	1	5	25	55	11	21	0-1	
David Miller	.242	30	91	23	22	6	0	5	17	43	21	37	1-34	
Jamie Basso	.230	47	161	32	37	9	0	7	23	67	28	31	4-10	
Jeff Grote	.206	27	68	11	14	3	1	1	6	22	15	17	0-12	
Donnie Thomas	.296	8	27	7	8	1	0	3	5	18	5	6	1-1	
David Plumb	.200	10	30	1	6	1	0	0	2	7	3	3	2-0-0	
Scott Ebleau	.130	8	23	4	3	1	0	0	1	4	3	4	2-0-0	
Jerry Johnson	.167	2	6	2	1	0	0	1	1	4	0	0	0-0-0	
Jerry Joe Chambers	.000	1	1	0	0	0	0	0	0	0	0	0	0-0-0	
Ward Yerby	1.000	1	1	2	0	2	0	0	1	2	0	0	0-0-0	
Lance Long	.333	25	3	1	0	0	0	0	1	0	1	0	1-0-0	
Raymond Wiehe	.333	10	3	0	1	0	0	0	1	0	1	0	0-0-0	
<b>TOTALS</b>	<b>.262</b>	<b>50</b>	<b>1597</b>	<b>315</b>	<b>418</b>	<b>81</b>	<b>7</b>	<b>61</b>	<b>268</b>	<b>696</b>	<b>277</b>	<b>314</b>	<b>30</b>	<b>33-54</b>
<b>OPPONENTS</b>	<b>.311</b>	<b>50</b>	<b>1684</b>	<b>394</b>	<b>524</b>	<b>88</b>	<b>10</b>	<b>53</b>	<b>330</b>	<b>791</b>	<b>272</b>	<b>265</b>	<b>17</b>	<b>82-97</b>

Player	ERA	W-L	G/GS	CG	SV	SHO	IP	H	R	ER	BB	SO	HR	WP	HBP
Raymond Wiehe	4.57	3-4	10/7	3	0	0	43.1	56	35	22	27	18	4	2	2
Ward Yerby	5.11	3-8	19/18	7	0	1	107.1	122	73	61	60	47	14	1	7
Scott Tillery	5.49	4-6	21/10	1	0	0	77.0	99	65	47	49	42	9	10	3
Lance Long	7.01	2-6	25/2	0	2	0	61.2	66	51	48	52	47	9	7	4
Doug Allen	9.09	1-3	13/3	0	0	0	31.2	43	35	32	19	37	2	7	2
Stuart Tate	9.66	1-4	15/6	0	0	0	36.1	47	49	39	26	38	4	5	3
Jim Cunningham	9.00	0-0	4/0	0	0	0	7.0	15	12	7	1	5	1	2	1
Steve Childers	6.59	2-2	6/2	0	0	0	13.2	24	19	10	9	8	1	1	0
Bill Davis	12.60	0-1	2/0	0	0	0	5.0	8	13	7	2	7	2	0	0
Pat Visintainer	13.73	0-0	12/2	0	0	0	19.2	34	33	30	17	19	3	2	1
Russell Ricks	16.20	0-0	3/0	0	0	0	5.0	10	9	9	3	4	4	0	0
<b>TOTALS</b>	<b>6.89</b>	<b>16-34</b>	<b>50/50</b>	<b>11</b>	<b>2</b>	<b>2</b>	<b>407.2</b>	<b>524</b>	<b>394</b>	<b>312</b>	<b>265</b>	<b>272</b>	<b>53</b>	<b>37</b>	<b>23</b>
<b>OPPONENTS</b>	<b>5.24</b>	<b>34-16</b>	<b>50/50</b>	<b>6</b>	<b>7</b>	<b>4</b>	<b>409.0</b>	<b>418</b>	<b>315</b>	<b>238</b>	<b>314</b>	<b>277</b>	<b>61</b>	<b>43</b>	<b>21</b>

4/20	at Georgia	13-9	W
4/21	HUNTINGDON	22-23	L
4/24	* MISSISSIPPI STATE	5-8	L
4/24	* MISSISSIPPI STATE	8-19	L
4/26	UAB	17-6	W
4/27	TROY STATE	0-1	L
4/28	at Montevallo	7-0	W
4/30	* at LSU	0-3	L
4/30	* at LSU	7-1	W
5/1	* at LSU	3-9	L
5/4	GEORGIA TECH [10]	4-3	W
5/5	ALA. CHRISTIAN	5-7	L
5/7	* ALABAMA	1-9	L
5/7	* ALABAMA	4-6	L
5/8	* ALABAMA	5-13	L
5/9	FLA. INT.	8-9	L
5/10	FLA. INT.	10-7	W
5/11	FLA. INT. [10]	9-10	L



YEAR-BY-YEAR RESULTS & TEAM STATS

Table with columns: Date, Opponent, Score, W/L. Rows include games against Tennessee, Samford, Alabama, and Georgia Tech.

1985 • 30-22, 11-12 SEC Head Coach: Hal Baird (1985-2000)

Player statistics table for 1985 season. Columns include AVG, GP, AB, R, H, 2B, 3B, HR, RBI, TB, SO, SH, SF, SB, ATT. Lists players like Paul Foster, Bo Jackson, and Duke Donaldson.

Table with columns: Date, Opponent, Score, W/L. Rows include games against Alabama, South Alabama, and Georgia Tech.

Table with columns: Date, Opponent, Score, W/L. Rows include games against Huntingdon, Ole Miss, Samford, and Georgia Tech.

1986 • 31-24, 15-14 SEC Head Coach: Hal Baird (1985-2000)

Player statistics table for 1986 season. Columns include AVG, GP, AB, R, H, 2B, 3B, HR, RBI, TB, SLG, BB, HBP, SO, SH, SF, SB, ATT. Lists players like Paul Foster, Mark Sayers, and Charlie Smith.

Table with columns: Date, Opponent, Score, W/L. Rows include games against Florida, South Alabama, and Georgia Tech.

SEC WEST CHAMPIONS • SOUTH 1 REGIONAL

Table with columns: Date, Opponent, Score, W/L. Rows include games against Huntingdon, West Georgia, Ferris State, and Clemson.

1987 • 42-18, 20-11 SEC Head Coach: Hal Baird (1985-2000)

Player statistics table for 1987 season. Columns include AVG, GP, AB, R, H, 2B, 3B, HR, RBI, TB, SIG, BB, ORB, SH, SF, SB, ATT. Lists players like Rock Wilson, Kevin Henry, and Norman Bryant.

Table with columns: Date, Opponent, Score, W/L. Rows include games against Samford, Florida, Alabama, and Georgia Tech.







# YEAR-BY-YEAR RESULTS & TEAM STATS

Date	Opponent	Score	W/L
2/12	WESTERN CAROLINA	3-0	W
2/13	WESTERN CAROLINA	7-3	W
2/14	WESTERN CAROLINA	1-4	L
2/14	WESTERN CAROLINA	1-0	W
2/20	CLEMSON	1-8	L
2/21	CLEMSON	5-2	W
2/24	HUNTINGDON	9-1	W
2/27	RICHMOND	5-0	W
2/28	RICHMOND	7-0	W
3/1	MONTEVALLO	14-2	W
3/5	* at Vanderbilt	0-2	L
3/5	* at Vanderbilt	4-5	L
3/6	* at Vanderbilt	10-3	W
3/8	at Georgia Tech	14-3	W
3/12	* OLE MISS	5-0	W
3/12	* OLE MISS [11]	1-0	W
3/13	* OLE MISS	14-1	W
3/16	VIRGINIA	8-13	L
3/19	* at Georgia	8-3	W
3/19	* at Georgia	7-4	W
3/20	* at Georgia	18-5	W
3/22	WEST GEORGIA	11-6	W
3/23	at Sanford	14-1	W
3/26	* MISSISSIPPI STATE	3-2	W
3/26	* MISSISSIPPI STATE	3-11	L
3/27	* MISSISSIPPI STATE	1-5	L
3/29	RIDER	11-5	W
3/30	RIDER	8-7	W

### 1988 - 39-16, 16-10 SEC Head Coach: Hal Baird (1985-2000)

Player	AVG	GP/S	AB	R	H	2B	3B	HR	RBI	TB	SLG	BB	SO	OB%	SH/SF	SB/AT
Frank Thomas	.385	55/54	182	45	70	21	0	9	54	116	.637	42	6	.22	.509	0/2
Clark Preble	.353	55/54	221	47	78	15	1	2	31	101	.457	18	1	.12	.399	2/3
Kevin Henry	.354	53/52	198	39	70	11	3	4	43	99	.500	24	5	.26	.432	0/2
Derek Cromovner	.341	46/41	135	44	46	4	2	0	23	50	.400	25	2	.13	.378	0/1
Jerry Henry	.294	47/37	134	27	40	8	1	0	23	50	.368	18	1	.14	.378	0/1
Jeff Leatherman	.282	53/46	174	35	49	7	1	0	35	57	.328	37	3	.27	.408	2/4
Jeff Livesey	.268	54/54	183	30	49	9	0	6	42	75	.410	12	4	.32	.320	3/4
Andy Albrecht	.257	53/48	152	21	39	3	2	2	20	52	.342	19	4	.43	.354	0/0
T. Youngblood	.263	51/50	175	32	46	10	4	3	31	76	.434	23	0	.34	.342	0/4
Ed Dilks	.257	48/45	105	25	27	6	0	0	14	32	.305	24	3	.13	.403	2/2
Steve Burroughs	.319	31/10	47	9	15	0	0	0	6	15	.319	6	0	.15	.396	0/0
John Moorer	.286	17/11	14	6	4	0	0	0	1	4	.286	1	0	.2	.333	0/0
Ethan White	.250	18/11	16	2	4	1	0	0	4	7	.438	4	0	.2	.400	0/0
Tim Edge	.182	34/11	66	8	12	2	0	0	5	14	.212	5	1	.20	.247	0/0
Rob Shaloub	.000	1/0	2	0	0	0	0	0	0	0	.000	0	0	.000	0/0	
Gary Gallagher	.000	0/0	0	0	0	0	0	0	0	0	.000	0	0	.000	0/0	
<b>TOTALS</b>	<b>.308</b>	<b>55/55</b>	<b>1783</b>	<b>374</b>	<b>549</b>	<b>96</b>	<b>15</b>	<b>27</b>	<b>332</b>	<b>741</b>	<b>.415</b>	<b>258</b>	<b>31</b>	<b>275</b>	<b>.399</b>	<b>10/24</b>
<b>OPPONENTS</b>	<b>.333</b>	<b>55/55</b>	<b>1698</b>	<b>206</b>	<b>402</b>	<b>73</b>	<b>7</b>	<b>27</b>	<b>177</b>	<b>565</b>	<b>.333</b>	<b>181</b>	<b>21</b>	<b>425</b>	<b>.315</b>	<b>14/16</b>
<b>Player</b>	<b>ERA</b>	<b>W-L</b>	<b>G/GS</b>	<b>CG</b>	<b>SHO</b>	<b>SV</b>	<b>IP</b>	<b>H</b>	<b>R</b>	<b>ER</b>	<b>BB</b>	<b>SO</b>	<b>BF</b>	<b>WP</b>	<b>HB</b>	
Gregg Olson	2.00	7-3	36/1	0	0	0	10	72.0	43	23	16	27	113	291	9	
Scott Renner	2.58	9-4	23/12	2	0	0	87.1	79	34	25	30	64	361	9	1	
Ed Ohman	2.68	7-0	25/0	0	0	2	57.1	47	21	17	12	52	236	6	2	
Stacy Jones	3.60	6-6	21/18	4	2	0	85.1	90	46	34	36	72	376	3	2	
David Adams	3.66	8-3	21/17	0	0	0	86.0	79	46	35	40	65	375	3	11	
Andy Beisel	0.00	0-0	1/0	0	0	0	0.2	0	1	0	1	1	4	1	0	
T. Youngblood	3.43	1-0	5/4	0	0	0	21.0	21	12	8	7	11	95	0	1	
Mike Ferry	4.50	1-0	16/2	0	0	1	30.0	31	15	15	11	34	126	2	3	
Greg Randa	5.63	0-0	10/0	0	0	0	11.2	11	7	7	17	13	60	0	0	
<b>TOTALS</b>	<b>3.13</b>	<b>39-16</b>	<b>55/55</b>	<b>6</b>	<b>9</b>	<b>14</b>	<b>451.1</b>	<b>402</b>	<b>205</b>	<b>157</b>	<b>181</b>	<b>425</b>	<b>1931</b>	<b>33</b>	<b>24</b>	
<b>OPPONENTS</b>	<b>6.06</b>	<b>16-39</b>	<b>55/55</b>	<b>7</b>	<b>2</b>	<b>9</b>	<b>431.0</b>	<b>549</b>	<b>373</b>	<b>290</b>	<b>258</b>	<b>275</b>	<b>2186</b>	<b>30</b>	<b>28</b>	

\*seven team shutouts

3/31	RIDER	10-8	W
4/4	JAX/VILLE STATE	12-10	W
4/5	SAMFORD	8-3	W
4/5	SAMFORDS	14-0	W
4/6	LAGRANGE COL.	8-6	W
4/9	* at Florida	3-1	W
4/9	* at Florida	1-7	L
4/10	* at Florida	12-7	W
4/12	Alabama (H) [11]	3-1	W
4/13	B'HAM-SOUTHERN	14-3	W
4/16	* KENTUCKY7	9-1	W
4/16	* KENTUCKY7	2-0	W
4/17	* KENTUCKY7	1-2	L
4/20	LAGRANGE COL.	15-0	W
4/23	* at Alabama7	2-7	L
4/24	* at Alabama7	6-12	L
4/27	Alabama (D)	1-6	L
4/30	* TENNESSEE7 [9]	3-5	L
4/30	* TENNESSEE7	0-1	L
5/1	* TENNESSEE	17-3	W
5/3	GA. SOUTHWEST'RN	5-1	W
5/4	UAB	4-1	W
5/7	* at LSU	2-1	W
5/7	* at LSU	8-1	W
5/8	* at LSU	10-8	W
5/12	# at Mississippi State	7-10	L
5/13	# Florida	3-4	L

# SEC Tour. (Starkville, MS - 6th)

### •SEC TOURNAMENT CHAMPIONS• •ATLANTIC REGIONAL•

Date	Opponent	Score	W/L
2/10	WESTERN CARO.	15-2	W
2/10	WESTERN CARO.7	2-3	L
2/11	WESTERN CARO.7	8-3	W
2/12	WESTERN CARO.	15-2	W
2/15	HUNTINGDON	18-13	W
2/22	MERCER7	10-3	W
2/22	MERCER7	5-4	W
2/25	at Clemson	2-4	L
2/26	at Clemson	7-6	W
2/28	GEORGIA TECH	9-7	W
3/1	CAMPBELL	5-4	W
3/4	* VANDERBILT	1-6	L
3/4	* VANDERBILT7	3-1	W
3/5	* VANDERBILT	8-5	W
3/8	UNC-WILMINGTON	4-0	W
3/9	UNC-WILMINGTON	12-8	W
3/11	* at Ole Miss	8-5	W
3/11	* at Ole Miss7	2-4	L
3/12	* at Ole Miss	7-4	W
3/15	ALABAMA STATE	18-4	W
3/18	* GEORGIA	6-8	L
3/18	* GEORGIA7	3-0	W
3/19	* GEORGIA	2-5	L
3/25	* at Mississippi State	0-7	L
3/25	* at Mississippi State7	3-13	L
3/26	* at Mississippi State	5-11	L
3/30	Alabama (H)	21-9	W
4/1	COLUMBUS COL.	7-0	W
4/3	WEST GEORGIA7	7-2	W
4/3	WEST GEORGIA7	17-2	W
4/4	@ Houston (Mdb)	4-2	W
4/5	@ at South Alabama	4-10	L

### 1989 - 44-20, 12-12 SEC Head Coach: Hal Baird (1985-2000)

Player	AVG	GP/S	AB	R	H	2B	3B	HR	RBI	TB	SLG	BB	SO	OB%	SH/SF	SB/AT	
Frank Thomas	.403	64/64	206	62	83	19	3	19	83	165	.801	73	10	.25	.575	0/3	
Clark Preble	.341	64/64	258	52	88	13	3	5	112	.434	31	2	10	.407	0/4		
Jeff Leatherman	.327	58/51	171	26	56	13	1	0	36	71	.415	40	0	.29	.442	3/3	
Tim Edge	.320	56/50	175	38	56	11	2	0	37	71	.406	28	9	.20	.417	3/2	
Jeff Powell	.314	63/63	255	51	80	11	0	3	33	100	.392	16	19	.22	.394	0/2	
Andy Albrecht	.300	53/42	160	39	48	6	2	2	28	64	.400	27	3	.27	.411	0/1	
Joe Sawe	.296	41/33	125	25	37	6	1	3	24	54	.432	13	1	.12	.354	3/1	
Tom Knodel	.281	35/34	121	23	34	2	0	0	23	36	.298	17	0	.13	.357	3/1	
T. Youngblood	.279	44/42	154	24	43	9	1	2	28	60	.390	20	1	.28	.364	1/0	
Chris Hart	.272	64/64	257	62	70	18	2	7	40	113	.440	29	9	.54	.352	3/4	
Derek Cromovner	.261	58/54	153	42	60	6	0	0	19	46	.301	40	7	.19	.421	7/2	
Andy Flagler	1.000	2/0	2	0	2	1	0	3	0	3	1.500	0	0	1.000	0/0		
John Moorer	.500	12/0	2	2	1	0	0	0	1	1	.500	1	1	0	.750	0/0	
Mark McQuogge	.333	9/0	6	3	2	0	0	0	2	.333	2	0	1	.500	0/0		
Todd O'Donnell	.258	30/16	62	9	16	1	2	0	6	21	.339	8	0	.9	.343	1/0	
Buck Miller	.200	10/0	10	1	2	0	1	0	2	4	.400	1	0	.3	.273	0/0	
Gary Gallagher	.125	13/0	8	2	1	0	0	0	3	1	.125	3	0	1	.000	0/0	
Allen Argenti	.000	1/0	0	0	0	0	0	0	0	0	.000	0	0	0	1.000	0/0	
Mickey Tomney	.000	5/0	4	1	0	0	0	0	0	0	.000	0	1	0	1.000	0/0	
Rick Davidson	.000	5/0	3	1	0	0	0	0	0	0	.000	0	0	0	1.000	0/0	
<b>TOTALS</b>	<b>.309</b>	<b>64/64</b>	<b>2132</b>	<b>464</b>	<b>659</b>	<b>116</b>	<b>16</b>	<b>39</b>	<b>414</b>	<b>924</b>	<b>.433</b>	<b>349</b>	<b>64</b>	<b>275</b>	<b>.413</b>	<b>24/24</b>	
<b>OPPONENTS</b>	<b>.262</b>	<b>64/64</b>	<b>2084</b>	<b>304</b>	<b>545</b>	<b>93</b>	<b>10</b>	<b>41</b>	<b>273</b>	<b>781</b>	<b>.375</b>	<b>236</b>	<b>18</b>	<b>424</b>	<b>.338</b>	<b>15/20</b>	
<b>Player</b>	<b>ERA</b>	<b>W-L</b>	<b>G/GS</b>	<b>CG</b>	<b>SHO</b>	<b>SV</b>	<b>IP</b>	<b>H</b>	<b>R</b>	<b>ER</b>	<b>BB</b>	<b>SO</b>	<b>BF</b>	<b>WP</b>	<b>HB</b>		
T. Youngblood	2.62	14-3	20/14	4	3	1	106.2	41	36	31	31	52	18	6	.393	.216	
Mickey Tomney	3.09	2-0	17/0	0	0	1	32.0	31	15	11	12	30	3	0	1.21	.256	
Mike Ferry	3.15	2-2	30/0	0	0	0	8	45.2	40	20	16	16	52	5	0	2	.174
Scott Renner	3.75	9-6	25/18	1	1	0	120.0	133	66	50	42	92	23	4	4	.466	
Tommy Carter	4.22	6-4	25/11	2	0	2	77.0	82	47	37	46	72	1	1	8	.302	
Jason Hankins	4.39	7-3	24/17	3	1	0	102.0	103	71	52	53	82	16	5	12	.397	
Mark Fuller	4.64	4-2	23/4	1	0	0	54.1	63	38	28	29	40	12	3	6	.215	
Jeff Powell	4.50	0-0	2/0	0	0	0	2.0	2	1	1	1	2	0	0	7	.286	
Adam Sharr	90.00	0-0	2/0	0	0	0	1.0	6	10	6	2	1	0	0	9	.667	





YEAR-BY-YEAR RESULTS & TEAM STATS

Table with columns: Date, Opponent, Score, W/L. Rows include games against Western Caro., West Florida, Clemson, Campbell, Eastern Ky., Appalachian St., Illinois State, Michigan, South Alabama, Ole Miss, Florida, Georgia, Lincoln Memorial, LSU, and Mercer.

1991 • 35-24, 14-12 SEC Head Coach: Hal Baird (1985-2000). Player stats table with columns: Player, AVG, GP/S, AB, R, H, 2B, 3B, HR, RBI, TB, SLG, BB, HB, SO, OBP%, SH/SF, SB-ATT. Includes totals and opponents.

Results table for 1991 season with columns: Date, Opponent, Score, W/L. Rows include games against Samford, Mississippi State, Mississippi State, Berry College, Vanderbilt, Vanderbilt, Columbus Col., Alabama, Alabama, Alabama, Alabama (M), B'ham-Southern, Kentucky, Kentucky, Kentucky, Tennessee, Tennessee, Florida, Kentucky, Mississippi State, UAB (Hv), UAB (Hv), Florida, Florida, Tennessee, Tennessee, Tennessee, Kentucky, Mississippi State, South Ala. Toorn. (Mobile, AL), SEC Toorn. (Baton Rouge, LA-4th).

Table with columns: Date, Opponent, Score, W/L. Rows include games against West Florida, Bery College, Jax/Ville State, Troy State, Clemson, UNC-Wilmington, UNC-Wilmington, UNC-Wilmington, Oklahoma, Tulane, Huntington, GA. Southwest'rn, Samford, Florida, Florida, Georgia College, Alabama (M), Kentucky, Kentucky, Kentucky, Columbus Col., Lincoln Memorial, West Georgia, South Carolina, South Carolina.

1992 • 30-25, 10-14 SEC Head Coach: Hal Baird (1985-2000). Player stats table with columns: Player, AVG, GP/S, AB, R, H, 2B, 3B, HR, RBI, TB, SLG, BB, HB, SO, OBP%, SH/SF, SB-ATT. Includes totals and opponents.

Results table for 1992 season with columns: Date, Opponent, Score, W/L. Rows include games against South Carolina, Alabama (D), Samford, Arkansas, Arkansas, Arkansas, SW Louisiana, SW Louisiana, B'ham-Southern, Miss. State (10), Miss. State, Mississippi State, Mississippi State, South Alabama (Hv), Ole Miss (12), Ole Miss, Ole Miss, Ole Miss, UAB, UAB, LSU, LSU, Alabama, Alabama, Florida, Coca-Cola Classic (Mobile, AL), SEC Toorn. (New Orleans, LA-17th).

MIDWEST REGIONAL

Table with columns: Date, Opponent, Score, W/L. Rows include games against Georgia Tech, Peppardine, Central Florida, Central Florida, Samford, Samford, GA. Southwest'rn, Clemson, Jax/Ville State, Michigan, South Alabama (7), Tampa, Tampa, West Florida, Northern Illinois, Troy State, Central Florida, Mercer, Mercer, Alabama (H), Florida, Florida, Florida, B'ham-Southern, Kentucky, Kentucky, Kentucky, Kentucky, Columbus Col., South Carolina, South Carolina.

1993 • 40-23, 17-11 SEC Head Coach: Hal Baird (1985-2000). Player stats table with columns: Player, AVG, GP/S, AB, R, H, 2B, 3B, HR, RBI, TB, SLG, BB, HB, SO, OBP%, SH/SF, SB-ATT. Includes totals and opponents.

Results table for 1993 season with columns: Date, Opponent, Score, W/L. Rows include games against South Carolina, UAB, West Georgia, Georgia State, Arkansas, Arkansas, Arkansas, Georgia College, UAB (Hv), Mississippi State, Mississippi State, Mississippi State, Ole Miss, Ole Miss, Ole Miss, Tennessee State, Tennessee State, LSU, LSU, Alabama (M), Alabama, Alabama, Arkansas, Florida, Mississippi State, North Carolina, Olive Garden (Orlando, FL-4th), South Ala. Toorn. (Mobile, AL-4th), SEC West Trn. (B. Rouge, LA-3rd), Midwest Reg. (Stillwater, OK-14th).





YEAR-BY-YEAR RESULTS & TEAM STATS

Table of year-by-year results and team stats from 1985 to 2010, including columns for Date, Opponent, Score, W/L, and various statistics.

1994 • 44-21, 16-13 SEC Head Coach: Hal Baird (1985-2000) Player AVG GP/S AB R H 2B 3B HR RBI TB SLG BB HB SO GDP ORB% SH/SF SB-AT

Table of year-by-year results and team stats from 2011 to 2017, including columns for Date, Opponent, Score, W/L, and various statistics.

Table of year-by-year results and team stats from 1985 to 2010, including columns for Date, Opponent, Score, W/L, and various statistics.

1995 • 50-13, 19-8 SEC Head Coach: Hal Baird (1985-2000) Player AVG GP/S AB R H 2B 3B HR RBI TB SLG BB HB SO GDP ORB% SH/SF SB-AT

Table of year-by-year results and team stats from 2011 to 2017, including columns for Date, Opponent, Score, W/L, and various statistics.



YEAR-BY-YEAR RESULTS & TEAM STATS

Table with columns: Date, Opponent, Score, W/L. Lists game results from 2/9 to 4/6.

1996 • 37-24, 12-18 SEC. Head Coach: Hal Baird (1985-2000). Player stats table with columns: Player, AVG, GP/S, AB, R, H, 2B, 3B, HR, RBI, TB, SLG, BB, HB, SO, GDP, ORB%, SH/SF, SB-AT.

Summary table with columns: Date, Opponent, Score, W/L. Lists game results from 4/7 to 5/12.

@ Coca-Cola Classic (Mobile, AL-3rd) & Big 10 Classic (Montgomery, AL)

•COLLEGE WORLD SERIES• •EAST REGIONAL CHAMPIONS•. Table with columns: Date, Opponent, Score, W/L. Lists game results from 2/7 to 4/5.

1997 • 50-17, 17-12 SEC. Head Coach: Hal Baird (1985-2000). Player stats table with columns: Player, AVG, GP/S, AB, R, H, 2B, 3B, HR, RBI, TB, SLG, BB, HB, SO, GDP, ORB%, SH/SF, SB-AT.

Summary table with columns: Date, Opponent, Score, W/L. Lists game results from 4/6 to 6/3.

@ Coca-Cola Classic (Mobile, AL-1st) # SEC Tour. (Columbus, GA-4th) ! East Regional (Tallahassee, FL-1st) S CWS (Omaha, NE-15th)







# YEAR-BY-YEAR RESULTS & TEAM STATS

**•SEC TOURNAMENT CHAMPIONS•  
•ATLANTIC II REGIONAL•**

Date	Opponent	Score	W/L
2/7	+ South Florida	3-4	L
2/7	+ Central Florida	4-0	W
2/8	+ Clemson	4-9	W
2/10	WINTHROP	9-5	W
2/13	VCU	12-3	W
2/14	VCU	4-1	W
2/15	VCU	13-4	W
2/20	UNC-CHARLOTTE	13-9	W
2/21	UNC-CHARLOTTE	23-5	W
2/24	FLORIDA ATLANTIC	12-6	W
2/25	FLORIDA ATLANTIC	8-1	W
2/26	@ Samford	7-4	W
2/28	APPALACHIAN STATE	6-2	W
3/1	APPALACHIAN STATE	13-3	W
3/3	DAVIDSON	20-7	W
3/4	DAVIDSON	12-0	W
3/6	* at Ole Miss [10]	5-6	L
3/8	* at Ole Miss [8]	7-5	W
3/10	RADFORD	19-3	W
3/11	RADFORD	12-1	W
3/13	* LSU [12]	8-11	L
3/14	* LSU	14-7	W
3/15	* LSU	15-8	W
3/20	* at Georgia	7-5	W
3/21	* at Georgia	9-4	W
3/22	* at Georgia	19-5	W
3/24	UAB	4-3	W
3/27	* SOUTH CAROLINA	2-6	L
3/28	* SOUTH CAROLINA	6-7	L
3/29	* SOUTH CAROLINA [10]	6-11	L
4/1	at UAB	8-4	W
4/3	* VANDERBILT	12-1	W

**1998 • 46-18, 16-12 SEC  
Head Coach: Hal Baird (1985-2000)**

Player	AVG	GP/S	AB	R	H	2B	3B	HR	RBI	TB	SLG	BB	SO	GDP	OB%	SH/SE	SB-AT
Scott Proff	.407	64/64	258	82	105	21	6	11	59	171	.663	51	2	41	2	.503	3/3
Todd Faulkner	.382	55/51	220	53	84	14	1	20	65	160	.727	17	0	40	7	.424	1/0
Heath Kelly	.374	63/63	238	62	89	17	4	6	57	132	.555	30	6	48	1	.453	2/8
Chad Wandall	.350	64/63	237	60	83	23	1	6	46	126	.532	32	5	44	2	.429	6/3
Josh Etheredge	.340	63/63	247	71	84	19	1	21	90	168	.680	44	5	62	6	.445	3/0
Jamie Kersh	.333	52/52	198	46	66	14	3	5	46	101	.510	33	3	39	4	.429	4/1
Casey Dunn	.320	64/64	275	61	88	18	0	10	67	136	.495	24	2	27	14	.368	9/0
Hayden Gliemmo	.319	40/39	141	37	45	8	0	3	22	62	.440	18	2	21	6	.404	0/2
Dominic Rich	.317	64/64	249	67	79	14	2	5	54	112	.450	55	9	36	5	.448	6/2
Malion Kent	.308	48/48	107	23	33	8	1	0	15	43	.402	14	1	21	1	.390	1/5
Derek Reif	.271	34/24	96	20	26	6	0	0	13	32	.333	18	5	12	1	.405	2/2
Paul Turco	.176	18/2	17	4	3	2	0	0	3	5	.294	5	0	5	1	.364	0/0
Jonathan Benick	.129	17/6	31	4	4	1	0	0	2	5	.161	1	2	9	0	.206	0/0
Joseph Zanthos	.000	12/0	10	5	0	0	0	0	0	0	.000	4	1	3	0	.333	0/0
Sim Oliver	.000	1/0	0	0	0	0	0	0	0	0	.000	0	0	0	0	.000	0/0
<b>TOTALS</b>	<b>.340</b>	<b>64/64</b>	<b>2324</b>	<b>595</b>	<b>789</b>	<b>165</b>	<b>19</b>	<b>87</b>	<b>541</b>	<b>1253</b>	<b>.539</b>	<b>346</b>	<b>43</b>	<b>408</b>	<b>50</b>	<b>.428</b>	<b>37/26</b>
<b>OPPONENTS</b>	<b>.271</b>	<b>64/64</b>	<b>2224</b>	<b>342</b>	<b>603</b>	<b>125</b>	<b>9</b>	<b>72</b>	<b>322</b>	<b>962</b>	<b>.433</b>	<b>202</b>	<b>28</b>	<b>472</b>	<b>56</b>	<b>.337</b>	<b>16/19</b>

Player	FRA	W-L	G/GS	CG	SHO	SV	IP	H	R	ER	BB	SO	2B	3B	HR	BF	Avg	WP	HB	BK
Colter Bean	3.56	4-3	29/0	0	0/2	7	65.2	63	36	26	22	57	15	0	4	252	.250	2	10	0
Brent Schoening	3.88	11-5	18/17	1	0/2	0	111.1	101	55	48	46	111	20	1	19	429	.235	5	3	0
Eric Wood	4.84	4-0	24/2	0	0/2	0	57.2	69	36	31	9	34	13	1	7	233	.296	3	1	0
Chris Boorcheck	4.94	8-2	20/9	0	0/2	1	54.2	59	32	30	28	44	9	0	6	217	.272	11	2	1
Hayden Gliemmo	4.94	13-3	21/19	2	0/1	0	118.1	125	72	65	43	104	22	3	19	465	.269	11	6	0
Kevin Knorst	5.76	5-4	19/15	0	0/1	0	79.2	93	60	51	33	61	27	2	7	325	.286	4	2	1
Heath Kelly	0.00	0-0	3/1	0	0/1	0	5.0	4	1	0	1	0	0	0	0	17	.235	0	1	0
Alex Merriott	4.05	0-0	6/0	0	0/1	0	6.2	9	3	3	3	5	3	0	2	24	.375	0	0	0
J.D. Jackson	5.73	1-1	15/0	0	0/1	0	22.0	22	14	14	4	25	5	0	1	88	.250	2	1	0
George Jones	5.73	0-0	5/0	0	0/1	0	11.0	16	8	7	2	5	3	0	1	48	.333	1	0	0
Ellis McManus	6.52	0-0	11/1	0	0/0	0	19.1	26	15	14	9	16	5	2	3	82	.317	4	1	0
Jon Renfro	7.84	0-0	10/0	0	0/0	0	10.1	16	10	9	2	10	3	0	3	44	.364	2	1	0
<b>TOTALS</b>	<b>4.74</b>	<b>46-18</b>	<b>64/64</b>	<b>3</b>	<b>4/4</b>	<b>8</b>	<b>561.2</b>	<b>603</b>	<b>342</b>	<b>296</b>	<b>202</b>	<b>472</b>	<b>125</b>	<b>9</b>	<b>72</b>	<b>2224</b>	<b>.271</b>	<b>45</b>	<b>28</b>	<b>2</b>
<b>OPPONENTS</b>	<b>8.50</b>	<b>18-46</b>	<b>64/64</b>	<b>1</b>	<b>1/1</b>	<b>6</b>	<b>541.0</b>	<b>789</b>	<b>595</b>	<b>511</b>	<b>346</b>	<b>408</b>	<b>165</b>	<b>19</b>	<b>87</b>	<b>2324</b>	<b>.340</b>	<b>68</b>	<b>43</b>	<b>2</b>

4/4	* VANDERBILT	8-6	W
4/5	* VANDERBILT	8-0	W
4/7	VM7	19-7	W
4/10	* at Arkansas	11-2	W
4/11	* at Arkansas	6-5	W
4/12	* at Arkansas	2-4	L
4/17	* MISSISSIPPI STATE	4-13	L
4/18	* MISSISSIPPI STATE	0-8	L
4/21	MERCER	9-6	W
4/22	SAMFORD	12-2	W
4/24	* at Tennessee	1-5	L
4/25	* at Tennessee	22-8	W
4/26	* at Tennessee	11-8	W
4/29	MERCER	4-5	L
5/1	* KENTUCKY	7-10	L
5/2	* KENTUCKY	14-3	W
5/3	* KENTUCKY	15-2	W
5/5	Troy State (M)	10-0	W
5/6	SAMFORD	10-6	W
5/8	* at Alabama	7-9	L
5/9	* at Alabama7 [8]	15-4	W
5/10	* at Alabama	4-10	L
5/13	# Alabama	11-8	W
5/14	# Florida	6-4	W
5/16	# Alabama	3-4	L
5/16	# Alabama	9-1	W
5/17	# Arkansas	7-5	W
5/21	! Rutgers	15-7	L
5/22	! Liberty	3-2	W
5/23	! Rutgers	7-4	W
5/23	! Oklahoma	9-8	W
5/24	! at Florida State	10-16	L

+ Olive Garden Classic (Kissimmee, FL)  
# SEC Tour. (Columbus, GA)  
! East Regional (Tallahassee, FL)

**•AUBURN REGIONAL CHAMPIONS•  
•TALLAHASSEE SUPER REGIONAL•**

Date	Opponent	Score	W/L
1/29	+ Georgia Tech	17-12	W
1/30	+ Virginia	11-2	W
1/31	+ Maryland	15-0	W
2/6	UNC ASHEVILLE	7-1	W
2/7	UNC ASHEVILLE	19-12	W
2/8	UNC ASHEVILLE	7-5	W
2/13	@ Samford	7-4	W
2/16	TROY STATE	5-12	L
2/19	M. TENNESSEE ST.	8-2	W
2/20	M. TENNESSEE ST.	2-5	L
2/21	M. TENNESSEE ST.	7-3	W
2/24	MINNESOTA	9-5	W
2/26	RADFORD	8-3	W
2/27	RADFORD	7-5	W
2/28	RADFORD7	15-0	W
3/2	DAVIDSON7	16-0	W
3/3	DAVIDSON7	16-2	W
3/5	@ Wake Forest	7-3	W
3/6	@ West Virginia	13-4	W
3/7	@ Northwestern	6-2	W
3/9	VCU	7-2	W
3/10	VCU	12-4	W
3/12	* ARKANSAS	11-4	W
3/13	* ARKANSAS	9-20	L
3/14	* ARKANSAS	13-12	W
3/19	* at Vanderbilt	4-2	W
3/20	* at Vanderbilt [11]	6-5	W
3/21	* at Vanderbilt	8-2	W
3/26	* ALABAMA	15-4	W
3/27	* ALABAMA	10-2	W
3/28	* ALABAMA	4-10	L
4/2	* at Mississippi St.	3-13	L
4/3	* at Mississippi St.	2-16	L

**1999 • 46-19, 18-12 SEC  
Head Coach: Hal Baird (1985-2000)**

Player	AVG	GP/S	AB	R	H	2B	3B	HR	RBI	TB	SLG	BB	SO	GDP	OB%	SH/SE	SB-AT
Malion Kent	.379	65/65	269	79	102	16	3	2	45	130	.483	27	5	27	3	.439	4/12
Casey Dunn	.379	65/65	269	70	102	19	1	16	86	171	.636	33	4	26	5	.446	6/1
Gabe Gross	.363	64/64	245	50	89	23	3	7	65	139	.567	29	4	27	6	.430	6/1
Hayden Gliemmo	.346	61/60	205	39	71	8	3	1	37	88	.429	31	3	27	2	.438	1/7
Jamie Kersh	.341	64/64	255	57	87	23	0	11	59	143	.561	37	3	56	7	.423	5/1
Dominic Rich	.320	65/65	266	68	85	15	3	2	47	112	.421	55	4	37	5	.440	2/7
Derek Reif	.308	45/27	117	20	36	11	2	1	23	54	.462	14	0	21	2	.376	2/0
Chad Wandall	.303	65/65	244	58	74	17	2	2	49	101	.414	37	2	47	13	.371	4/1
Todd Faulkner	.281	65/64	249	53	70	20	2	6	50	112	.450	29	9	47	13	.371	4/1
John Tyler	.279	45/40	122	31	34	1	0	1	23	38	.311	18	12	28	0	.418	1/8
Kevin Dees	.500	4/0	2	1	1	0	0	0	0	1	.500	1	0	1	0	.667	0/0
Andrew Slater	.313	9/3	16	2	5	1	0	0	0	6	.375	2	0	0	0	.389	0/0
Lynn Shoop	.250	16/0	8	3	2	0	0	0	1	2	.250	3	0	3	0	.455	0/0
Tucker Dearth	.217	31/2	23	6	5	2	0	0	4	7	.304	3	1	8	0	.321	1/2
Collin Holder	.188	16/3	16	7	3	1	1	6	9	.563	5	0	6	0	.381	0/1	
Joseph Zanthos	.188	13/1	16	2	3	0	0	0	3	.188	0	1	7	0	.235	0/0	
Kevin Knorst	.000	1/0	1	0	0	0	0	0	0	.000	0	0	0	0	.000	0/0	
Paul Turco	.000	1/0	0	0	0	0	0	0	0	.000	0	0	0	0	.000	0/0	
<b>TOTALS</b>	<b>.331</b>	<b>65/65</b>	<b>2323</b>	<b>546</b>	<b>769</b>	<b>157</b>	<b>20</b>	<b>50</b>	<b>495</b>	<b>1116</b>	<b>.480</b>	<b>324</b>	<b>48</b>	<b>368</b>	<b>47</b>	<b>.417</b>	<b>40/45</b>
<b>OPPONENTS</b>	<b>.276</b>	<b>65/65</b>	<b>2301</b>	<b>380</b>	<b>634</b>	<b>109</b>	<b>8</b>	<b>65</b>	<b>343</b>	<b>954</b>	<b>.415</b>	<b>206</b>	<b>37</b>	<b>554</b>	<b>27</b>	<b>.342</b>	<b>21/19</b>

Player	FRA	W-L	G/GS	CG	SHO	SV	IP	H	R	ER
--------	-----	-----	------	----	-----	----	----	---	---	----



YEAR-BY-YEAR RESULTS & TEAM STATS

Table with columns: Date, Opponent, Score, W/L. Rows include games from 2/5 to 3/31 against various opponents like Winthrop, Furman, and LSU.

2000 • 41-20, 17-13 SEC. Head Coach: Hal Baird (1985-2000). Player stats table with columns: Player, AVG, GP/S, AB, R, H, 2B, 3B, HR, RBI, TB, SLG, BB, SO, GDP, ORB%, SH/SF, SB-AT.

Results table with columns: Date, Opponent, Score, W/L. Rows include games from 4/1 to 5/27 against opponents like LSU, Mercer, and Florida.

Table with columns: Date, Opponent, Score, W/L. Rows include games from 2/2 to 4/8 against opponents like W. Carolina, Mercer, and Tennessee.

2001 • 37-21, 15-15 SEC. Head Coach: Steve Renfro (2001-2004). Player stats table with columns: Player, AVG, GP/S, AB, R, H, 2B, 3B, HR, RBI, TB, SLG, BB, SO, GDP, ORB%, SH/SF, SB-AT.

Results table with columns: Date, Opponent, Score, W/L. Rows include games from 4/10 to 5/27 against opponents like Samford, Arkansas, and Florida.





# YEAR-BY-YEAR RESULTS & TEAM STATS

•TUSCALOOSA REGIONAL•				
Date	Opponent	Score	W/L	
2/8	VCU	11-3	W	
2/9	VCU	9-4	W	
2/10	VCU	8-2	W	
2/12	SAMFORD	2-5	L	
2/15	MARSHALL	11-5	W	
2/16	MARSHALL	21-4	W	
2/17	MARSHALL	15-6	W	
2/19	TROY STATE	13-0	W	
2/22	at Clemson	4-7	L	
2/23	at Clemson	5-8	L	
2/24	at Clemson	5-6	L	
3/1	MURRAY STATE	5-3	W	
3/2	MURRAY STATE	9-0	W	
3/3	MURRAY STATE 7	12-2	W	
3/5	at UAB	13-1	W	
3/6	at Samford	6-4	W	
3/8	NORTH CAROLINA	6-5	W	
3/9	NORTH CAROLINA	7-5	W	
3/10	NORTH CAROLINA	11-5	W	
3/15	* KENTUCKY	1-3	L	
3/16	* KENTUCKY	4-3	W	
3/17	* KENTUCKY	5-0	W	
3/19	UAB	9-2	W	
3/22	* at Tennessee	3-0	W	
3/23	* at Tennessee	2-5	L	
3/24	* at Tennessee	8-1	W	
3/29	* at Florida	8-3	W	
3/30	* at Florida	5-9	L	
3/31	* at Florida	1-6	L	
4/2	MERCER	3-2	W	
4/3	at South Alabama	6-1	W	
4/5	* LSU	4-9	L	
4/6	* LSU	11-3	W	
4/7	* LSU	5-9	L	
4/9	GEORGIA TECH	5-9	L	
4/12	* at Ole Miss	10-3	W	

**2002 • 34-26, 15-15 SEC**  
Head Coach: Steve Renfro (2001-2004)

Player	AVG	GP/S	AB	R	H	2B	3B	HR	RBI	TB	SLG	BB	SO	GDP	OB%	SH/IF	SB-AT			
Janon Moran	.365	60/60	266	59	97	11	3	3	41	123	.462	9	3	21	.4	.391	1/2	18-22		
Bobby Huddleston	.355	54/54	203	46	72	21	0	11	49	126	.421	22	7	19	.5	.428	4/0	0-0		
Mike Mueller	.346	27/25	81	10	28	8	0	4	22	48	.593	14	1	25	0	.443	1/0	0-0		
Tug Hulett	.308	57/56	201	44	62	16	1	0	31	80	.398	26	4	31	.4	.393	3/4	5-6		
Trent Pratt	.308	58/56	221	38	68	18	0	8	54	110	.498	23	4	34	.6	.380	2/0	2-2		
Jonathan Schuerholz	.302	59/49	192	49	58	6	0	0	17	64	.333	29	7	26	3	.412	0/3	19-22		
Scott Schade	.296	59/55	213	31	63	14	0	7	48	98	.460	17	4	48	4	.351	5/2	0-0		
Sean Gamble	.276	58/49	203	38	56	7	2	3	31	76	.374	14	6	33	2	.336	3/8	2-2		
Doug Vines	.273	50/37	150	20	41	6	0	1	18	50	.333	16	3	29	3	.353	1/2	9-10		
Chuck Jeroloman	.246	60/55	187	30	46	10	1	1	18	61	.326	20	0	42	3	.317	1/19	0-0		
Matt Grooms	.243	28/20	74	11	18	3	0	1	11	24	.324	9	1	10	1	.326	2/0	1-1		
Josh Todd	.238	26/22	80	12	19	4	0	2	14	29	.363	8	0	23	2	.300	2/3	0-0		
Kyle Bohm	.385	11/1	13	0	5	1	0	0	0	6	.462	4	0	1	1	.529	0/0	0-0		
Lance Reynolds	.333	7/1	6	2	2	2	0	0	0	4	.667	0	1	3	0	.429	0/0	0-0		
Trent Wilson	.273	15/0	11	4	3	1	0	0	1	4	.364	0	0	4	0	.273	0/0	0-0		
John Tyler	.083	20/0	12	4	1	0	0	0	2	1	.083	3	0	4	0	.267	0/0	0-0		
Sean Jones	.000	1/0	1	0	0	0	0	0	0	0	.000	0	0	1	0	.000	0/0	0-0		
Eric Brandon	.000	1/1	1	0	0	0	0	0	0	0	.000	0	0	1	0	.000	0/0	0-0		
Steven Register	.000	1/0	1	0	0	0	0	0	0	0	.000	0	0	1	0	.000	0/0	0-0		
Josh Boyd	.000	3/0	0	1	0	0	0	0	0	0	.000	1	0	0	0	1.000	0/0	0-0		
<b>TOTALS</b>	<b>.302</b>	<b>60/60</b>	<b>2116</b>	<b>399</b>	<b>639</b>	<b>128</b>	<b>7</b>	<b>41</b>	<b>357</b>	<b>904</b>	<b>.427</b>	<b>215</b>	<b>41</b>	<b>356</b>	<b>38</b>	<b>.373</b>	<b>25/43</b>	<b>56-66</b>		
<b>OPPONENTS</b>	<b>.277</b>	<b>60/60</b>	<b>2038</b>	<b>324</b>	<b>564</b>	<b>120</b>	<b>14</b>	<b>53</b>	<b>296</b>	<b>871</b>	<b>.427</b>	<b>165</b>	<b>47</b>	<b>361</b>	<b>45</b>	<b>.342</b>	<b>20/28</b>	<b>49-65</b>		
Player	FRA	W-L	G/GS	CG	SHO	SV	IP	H	R	ER	BB	SO	2B	3B	HR	BF	Avg	WP	HB	BK
Mike Mueller	3.00	2-2	17/4	0	0/0	0	30.0	24	14	10	17	20	5	0	3	105	.229	2	4	0
Steven Register	3.00	5-0	16/0	0	0/1	1	21.0	24	13	7	6	26	6	0	0	88	.273	1	5	0
Arnold Hughley	3.91	2-3	23/4	0	0/0	1	48.1	50	24	21	11	28	14	2	1	185	.270	1	3	2
Andrew Skinner	4.19	1-1	21/1	0	0/1	0	34.1	36	22	16	18	27	5	3	4	133	.271	5	3	0
Leviale Speigner	4.92	7-6	20/17	1	1/0	0	104.1	118	65	57	17	61	18	1	18	409	.289	0	3	0
Colby Paxton	5.25	8-6	17/17	3	1/0	0	96.0	101	59	56	32	46	25	3	8	364	.277	7	9	4
Eric Brandon	5.77	3-3	22/14	0	0/0	4	83.2	90	52	49	16	55	10	3	9	329	.274	3	13	1
Cory Duffett	6.23	3-2	25/2	0	0/0	4	43.1	57	35	30	12	36	19	0	8	182	.313	5	4	1
Ken Clayton	7.46	1-3	23/0	0	0/1	2	25.1	25	21	21	16	41	10	0	1	99	.253	4	2	0
Brandon Channell	0.00	0-0	3/0	0	0/0	0	1.1	1	0	0	0	0	0	0	0	5	.200	0	0	0
Reid Price	1.88	0-0	12/1	0	0/0	0	14.1	11	4	3	10	7	2	1	0	49	.224	0	0	0
Lee Carter	2.77	1-0	11/0	0	0/1	0	13.0	10	5	4	4	5	1	0	0	47	.213	0	0	0
Kyle Hudlow	7.71	0-0	2/0	0	0/0	0	2.1	2	2	2	3	3	0	0	1	8	.250	1	0	0
Sean Jones	7.88	1-0	7/0	0	0/0	0	8.0	15	8	7	3	6	5	1	0	35	.429	0	0	1
<b>TOTALS</b>	<b>4.85</b>	<b>34-26</b>	<b>60/60</b>	<b>5</b>	<b>4/1</b>	<b>9</b>	<b>525.1</b>	<b>564</b>	<b>324</b>	<b>283</b>	<b>165</b>	<b>361</b>	<b>120</b>	<b>14</b>	<b>53</b>	<b>2038</b>	<b>.277</b>	<b>29</b>	<b>47</b>	<b>9</b>
<b>OPPONENTS</b>	<b>5.43</b>	<b>26-34</b>	<b>60/60</b>	<b>3</b>	<b>1/1</b>	<b>11</b>	<b>519.0</b>	<b>639</b>	<b>399</b>	<b>313</b>	<b>215</b>	<b>356</b>	<b>128</b>	<b>7</b>	<b>41</b>	<b>2116</b>	<b>.302</b>	<b>45</b>	<b>41</b>	<b>18</b>

4/13 \* at Ole Miss 1-2 L  
 4/14 \* at Ole Miss 2-10 L  
 4/16 \* at Georgia Tech 4-10 L  
 4/19 \* MISS. STATE 7-5 W  
 4/20 \* MISS. STATE 1-12 L  
 4/21 \* MISS. STATE 19-7 W  
 4/26 \* at Alabama 6-8 L  
 4/27 \* at Alabama 5-6 L  
 4/28 \* at Alabama 0-7 L  
 4/30 Troy State (M) 6-11 L  
 5/3 \* VANDERBILT 6-5 W  
 5/4 \* VANDERBILT 6-5 W  
 5/5 \* VANDERBILT [10] 7-6 W  
 5/10 \* GEORGIA 10-9 W  
 5/11 \* GEORGIA [11] 9-10 L  
 5/12 \* GEORGIA 8-7 W  
 5/14 SOUTH ALABAMA 6-4 W  
 5/17 \* at Arkansas 5-18 L  
 5/18 \* at Arkansas [10] 7-3 W  
 5/19 \* at Arkansas 1-4 L  
 5/22 # LSU 1-2 L  
 5/23 # Arkansas 5-8 L  
 5/31 ! Florida Atlantic 11-16 L  
 6/1 ! at Alabama 3-6 L

# SEC Tournament (Hoover, AL-17th)  
 ! NCAA Regional (Tuscaloosa, AL-4th)

•AUBURN REGIONAL•				
Date	Opponent	Score	W/L	
2/7	VCU	5-4	W	
2/8	VCU	2-5	L	
2/9	VCU	5-0	W	
2/11	SAMFORD	10-1	W	
2/14	VIRGINIA	14-13	W	
2/15	VIRGINIA	5-3	W	
2/16	VIRGINIA	7-5	W	
2/18	SOUTH ALABAMA	3-17	L	
2/22	CLEMSON	8-1	W	
2/22	CLEMSON	8-11	L	
2/23	CLEMSON	7-3	W	
2/25	TROY STATE	5-1	W	
2/28	ELON	11-1	W	
3/1	ELON	3-1	W	
3/2	ELON	7-1	W	
3/4	at Samford	11-2	W	
3/7	at North Carolina	8-7	W	
3/8	at North Carolina	7-3	W	
3/9	at North Carolina	13-5	W	
3/11	GEORGIA TECH	2-4	L	
3/15	* TENNESSEE	3-2	W	
3/15	* TENNESSEE	6-9	L	
3/16	* TENNESSEE	3-2	W	
3/18	at Georgia Tech	7-5	W	
3/21	* at Kentucky	14-10	W	
3/22	* at Kentucky	10-3	W	
3/23	* at Kentucky	10-3	W	
3/28	* at Georgia [13]	4-3	W	
3/29	* at Georgia	6-3	W	
3/30	* at Georgia	6-7	L	
4/2	Troy State (M)	13-2	W	
4/4	* ALABAMA	10-2	W	
4/5	* ALABAMA	2-3	L	

**2003 • 42-21, 18-12 SEC**  
Head Coach: Steve Renfro (2001-2004)

Player	AVG	GP/S	AB	R	H	2B	3B	HR	RBI	TB	SLG	BB	SO	GDP	OB%	SH/IF	SB-AT		
Tug Hulett	.373	63/63	249	52	93	25	2	2	39	128	.514	31	3	30	.6	.447	1/6	3-6	
Janon Moran	.338	63/63	272	53	92	18	7	4	38	134	.500	11	4	35	.4	.372	1/4	26-31	
Karl Aronite	.330	62/59	206	36	68	13	1	12	56	119	.578	33	4	35	2	.427	3/0	0-1	
Bobby Huddleston	.324	60/60	219	47	71	19	0	10	13	64	.429	58	31	8	33	.5	.418	5/0	1-1
Scott Schade	.310	63/63	239	40	74	17	3	2	35	103	.431	14	4	60	3	.351	5/7	0-1	
Sean Gamble	.300	61/61	243	47	73	8	3	3	33	96	.395	24	8	30	5	.380	1/5	5-5	
Clete Thomas	.297	63/63	256	41	76	10	4	2	27	100	.391	22	2	46	2	.356	1/4	11-16	
Josh Bell	.295	50/49	200	29	59	15	0	8	35	98	.490	11	2	47	7	.338	0/0	1-1	
Chuck Jeroloman	.224	62/62	219	30	49	10	1	3	36	70	.320	21	1	56	3	.291	3/5	2-2	
Derek Sain	.277	20/9	47	4	13	3	0	0	5	16	.340	1	1	13	1	.300	1/0	0-0	
Kyle Bohm	.250	28/9	44	5	11	0	0	0	1	2	.318	2	3	9	1	.327	0/2	0-0	
Josh Todd	.208	42/3	24	6	5	0	0	0	1	5	.208	2	2	8	0	.321	0/1	1-2	
Doug Vines	.115	29/3	26	8	3	1	0	0	3	4	.154	7	1	7	0	.324	0/0	0-1	
Lee White	.000	2/0	0	1	0	0	0	0	0	0	.000	1	0	0	0	1.000	0/0	0-0	
Josh Sullivan	.000	1/0	0	0	0	0	0	0	0	0	.000	1	0	0	0	1.000	0/0	0-0	
<b>TOTALS</b>	<b>.306</b>	<b>63/63</b>	<b>2244</b>	<b>399</b>	<b>687</b>														





YEAR-BY-YEAR RESULTS & TEAM STATS

Table with columns: Date, Opponent, Score, W/L. Lists game results from 2/13 to 4/13.

2004 • 32-24, 12-18 SEC Head Coach: Steve Renfro (2001-2004). Player stats table with columns: Player, AVG, GP/S, AB, R, H, 2B, 3B, HR, RBI, TR, SLG, BB, SO, GDP, ORB%, SH/SE, SB-AT.

Table with columns: Date, Opponent, Score, W/L. Lists game results from 4/16 to 5/23.

•TALLAHASSEE REGIONAL• Table with columns: Date, Opponent, Score, W/L. Lists game results from 2/4 to 4/8.

2005 • 34-26, 13-17 SEC Head Coach: Tom Sluder (2005-2008). Player stats table with columns: Player, AVG, GP/S, AB, R, H, 2B, 3B, HR, RBI, TR, SLG, BB, SO, GDP, ORB%, SH/SE, SB-AT.

Table with columns: Date, Opponent, Score, W/L. Lists game results from 4/9 to 6/5.

! NCAA Tournament (Tallahassee, FL - 2nd)





# YEAR-BY-YEAR RESULTS & TEAM STATS

Date	Opponent	Score	W/L	2006 • 22-34, 9-21 SEC Head Coach: Tom Slater (2005-2008)																								
2/3	VMI	7-0	W																									
2/4	VMI	5-8	L																									
2/5	VMI	8-10	L																									
2/10	#6 FLORIDA STATE	5-2	W																									
2/11	#6 FLORIDA STATE	3-8	L																									
2/17	HOFSTRA [10]	9-8	W																									
2/18	HOFSTRA	8-3	W																									
2/19	HOFSTRA	5-2	W																									
2/21	TROY [10]	5-4	W																									
2/24	ELON	2-10	L																									
2/26	ELON	2-3	L																									
2/26	ELON	13-3	W																									
2/28	DAVIDSON	8-6	W																									
3/3	at #17 Arizona State	2-14	L																									
3/4	at #17 Arizona State	3-12	L																									
3/5	at #17 Arizona State	1-8	L																									
3/10	BIRMINGHAM SOUTH.	1-6	L																									
3/11	BIRMINGHAM SOUTH.	4-2	W																									
3/12	BIRMINGHAM SOUTH.	1-7	L																									
3/14	APPALACHIAN STATE	7-2	W																									
3/17	* #9 SO. CAROLINA [12]	8-12	L																									
3/18	* #9 SOUTH CAROLINA	3-7	L																									
3/19	* #9 SOUTH CAROLINA	7-1	W																									
3/21	SAMFORD	6-4	W																									
3/24	* at Vanderbilt	0-2	L																									
3/25	* at Vanderbilt	1-9	L																									
3/26	* at Vanderbilt	2-5	L																									
3/28	at Troy	7-12	L																									
3/31	* #20 KENTUCKY	7-8	L																									
4/1	* #20 KENTUCKY	5-1	W																									
4/2	* #20 KENTUCKY	12-6	W																									
4/4	vs. Samford (Hvr)	4-5	L																									
4/8	* at Ole Miss	2-14	L																									
4/8	* at Ole Miss	6-2	W																									
4/9	* at Ole Miss	1-12	L																									
4/11	at South Alabama	3-2	W																									
4/14	* #8 MISSISSIPPI STATE	9-4	W																									
4/15	* #8 MISSISSIPPI STATE	10-17	L																									
4/16	* #8 MISSISSIPPI STATE	7-3	W																									
4/19	vs. #29 Troy (M)	6-7	L																									
4/21	* at Florida	9-6	W																									
4/22	* at Florida	1-4	L																									
4/23	* at Florida	5-4	W																									
4/25	MERCER	18-1	W																									
4/28	* at #6 Alabama [10]	5-6	L																									
4/29	* at #6 Alabama	7-6	W																									
4/30	* at #6 Alabama	1-9	L																									
5/5	* #28 LSU	3-4	L																									
5/6	* #28 LSU	3-5	L																									
5/7	* #28 LSU	2-8	L																									
5/12	* #16 GEORGIA	7-10	L																									
5/13	* #16 GEORGIA	3-4	L																									
5/14	* #16 GEORGIA	4-9	L																									
5/18	* at #15 Arkansas	3-6	L																									
5/19	* at #15 Arkansas	5-10	L																									
5/20	* at #15 Arkansas	2-11	L																									

Date	Opponent	Score	W/L	2007 • 31-25, 10-20 SEC Head Coach: Tom Slater (2005-2008)																								
2/9	HOFSTRA	17-0	W																									
2/10	HOFSTRA	11-7	W																									
2/11	HOFSTRA	10-5	W																									
2/14	LIPSCOMB [12]	3-4	L																									
2/16	UNC GREENSBORO	9-2	W																									
2/17	UNC GREENSBORO	4-2	W																									
2/18	UNC GREENSBORO	4-1	W																									
2/20	TROY	11-3	W																									
2/23	@ vs. Jacksonville	7-6	W																									
2/24	@ vs. Michigan State	11-6	W																									
2/25	@ at South Alabama	20-5	W																									
2/27	SAMFORD	4-1	W																									
3/2	#10 ARIZONA STATE	2-8	L																									
3/3	#10 ARIZONA STATE	11-8	W																									
3/4	#10 ARIZONA STATE	7-6	W																									
3/6	DAVIDSON	10-4	W																									
3/9	PURDUE	4-3	W																									
3/10	PURDUE	11-0	W																									
3/11	PURDUE	12-6	W																									
3/13	#30 VMI	3-7	L																									
3/14	#30 VMI	10-8	W																									
3/16	* at Georgia	3-4	L																									
3/17	* at Georgia	2-3	L																									
3/18	* at Georgia	2-6	L																									
3/23	* FLORIDA [10]	7-8	L																									
3/24	* FLORIDA	9-12	L																									
3/25	* FLORIDA	3-10	L																									
3/27	* at Mercer	5-1	W																									
3/30	* #13 OLE MISS	2-4	L																									
3/31	* #13 OLE MISS	4-7	L																									
4/1	* #13 OLE MISS	3-2	W																									
4/3	SOUTH ALABAMA	5-2	W																									
4/6	* at LSU	6-1	W																									
4/7	* at LSU	7-0	W																									
4/8	* at LSU	1-10	L																									
4/10	MERCER	22-6	W																									
4/13	* at #3 South Carolina	1-1	L																									
4/14	* at #3 South Carolina	16-10	W																									
4/15	* at #3 South Carolina	4-18	L																									
4/18	vs. Samford (Hvr)	8-9	L																									
4/20	* ALABAMA	12-5	W																									
4/21	* ALABAMA	6-3	W																									
4/22	* ALABAMA	4-12	L																									
4/25	at Troy [16]	4-5	L																									
4/27	* #3 ARKANSAS	1-12	L																									
4/28	* #3 ARKANSAS	1-9	L																									
4/29	* #3 ARKANSAS	11-8	W																									
5/4	* at #15 Mississippi State	1-4	L																									
5/5	* at #15 Mississippi State	6-11	L																									
5/6	* at #15 Mississippi State	5-9	L																									
5/11	* #1 VANDERBILT	5-10	L																									
5/12	* #1 VANDERBILT [10]	5-6	L																									
5/13	* #1 VANDERBILT	5-4	W																									
5/17	* at Kentucky	18-7	W																									
5/18	* at Kentucky	13-6	W																									
5/19	* at Kentucky	7-8	L																									

@ Coco-Cola Classic (Mobile, Ala.)



YEAR-BY-YEAR RESULTS & TEAM STATS

Table with columns: Date, Opponent, Score, W/L. Rows include games from 2/22 to 4/11 against various opponents like East Tenn. State, Florida State, Davidson, VMI, etc.

2008 • 28-28, 11-19 SEC. Head Coach: Tom Slatter (2005-2008). Player stats table with columns: Player, AVG, GP/S, AB, R, H, 2B, 3B, HR, RBI, TB, SLG, BB, HB, SO, GDP, OBP%, SH/SF, SB-AT. Includes totals and opponents.

Results table for 2008 with columns: Date, Opponent, Score, W/L. Rows include games from 4/12 to 5/17 against South Carolina, Alabama, Mississippi State, etc.

Table with columns: Date, Opponent, Score, W/L. Rows include games from 2/20 to 4/12 against opponents like Elon, Lipscomb, Florida State, Davidson, Brown, etc.

2009 • 31-25, 11-19 SEC. Head Coach: John Pawlowski (2009-13). Player stats table with columns: Player, AVG, GP/S, AB, R, H, 2B, 3B, HR, RBI, TB, SLG, BB, HB, SO, GDP, OBP%, SH/SF, SB-AT. Includes totals and opponents.

Results table for 2009 with columns: Date, Opponent, Score, W/L. Rows include games from 4/14 to 5/16 against South Alabama, South Carolina, Arkansas, etc.







# YEAR-BY-YEAR RESULTS & TEAM STATS

•SEC WEST CHAMPIONS•  
•AUBURN REGIONAL•

Date	Opponent	Score	W/L
2/19	SE MISSOURI	8-13	L
2/20	SE MISSOURI (10)	9-8	W
2/21	SE MISSOURI	6-1	W
2/26	% BOSTON COLLEGE (10)	6-5	W
2/27	% MISSOURI	7-11	L
2/28	% FLORIDA ATLANTIC	17-4	W
3/3	DAVIDSON-1	7-6	W
3/3	DAVIDSON-2	7-6	W
3/5	MIAMI (OHIO)	14-9	W
3/6	MIAMI (OHIO)	13-5	W
3/7	MIAMI (OHIO)	5-4	W
3/12	at #2 Arizona State	8-9	L
3/13	at #2 Arizona State	7-16	L
3/14	at #2 Arizona State	3-8	L
3/16	ALABAMA A&M	11-1	W
3/17	ALABAMA A&M	18-0	W
3/19	* at Georgia	20-3	W
3/20	* at Georgia	4-3	W
3/21	* at Georgia	19-3	W
3/23	at Sanford	10-3	W
3/24	vs. Alabama (M)	8-6	W
3/26	* #14 S. CAROLINA	5-11	L
3/27	* #14 S. CAROLINA	0-2	L
3/28	* #14 S. CAROLINA	10-6	W
3/31	at Troy	4-5	L
4/2	* at #23 Alabama	5-10	L
4/3	* at #23 Alabama	5-6	L
4/4	* at #23 Alabama	7-1	W
4/6	GEORGIA STATE	22-7	W
4/7	SOUTH ALABAMA	6-2	W
4/9	* #3 LSU	10-14	L
4/10	* #3 LSU	11-7	W
4/11	* #3 LSU	6-5	W
4/14	NEW ORLEANS	13-1	W

**2010 • 43-21, 20-10 SEC**  
**Head Coach: John Pawlowski (2009-13)**

Player	AVG	GP/S	AB	R	H	2B	3B	HR	RBI	TB	SIG	BB	SO	GDP	OB%	SH/SE	SB-AT	
Hunter Morris	.386	64/64	272	66	105	18	5	23	76	202	.743	26	12	50	0	.455	4/1 6-8	
Trent Mumme	.366	36/34	153	46	56	15	0	17	54	122	.797	15	4	18	5	.434	1/4 8-9	
Ryan Jenkins	.365	53/48	178	36	65	14	0	7	38	100	.562	15	2	27	7	.418	1/7 2-5	
Don Gamache	.365	57/52	189	51	69	15	1	8	37	110	.582	24	3	33	3	.442	1/5 7-9	
Justin Froedjes	.358	55/46	193	52	69	8	1	3	33	88	.456	18	6	31	5	.417	6/10 14-21	
Brian Fletcher	.357	61/61	252	62	90	17	1	22	75	175	.694	23	9	67	4	.427	2/0 4-7	
Tony Caldwell	.349	57/49	189	42	66	8	0	10	41	104	.550	17	9	48	4	.414	7/6 6-10	
Casey McElroy	.325	56/55	209	47	68	11	0	9	43	106	.507	28	5	28	10	.409	5/4 1-6	
Justin Bryant	.323	33/26	99	27	32	4	1	5	32	53	.535	17	8	14	1	.452	2/5 0-1	
Justin Hargett	.316	55/54	209	46	66	15	1	2	32	89	.426	16	8	49	0	.381	3/9 6-8	
Kevin Patterson	.315	49/33	124	34	39	6	2	16	33	97	.782	21	2	40	3	.419	1/0 0-0	
Creede Simpson	.308	49/35	159	42	49	11	2	5	31	79	.497	20	4	34	1	.395	2/4 6-8	
Caleb Bowen	.529	23/2	17	3	9	0	0	1	5	12	.706	2	0	2	0	.579	0/0 0-0	
Wes Gilmer	.341	50/16	82	22	28	3	0	0	13	37	.451	16	1	22	1	.441	3/3 1-2	
Patrick Savage	.333	9/0	9	2	3	2	0	0	1	1	.889	1	0	2	2	.400	0/0 0-0	
Mitchell Self	.286	15/0	7	5	2	1	0	0	4	3	.429	0	0	0	0	.286	0/0 0-0	
Jordan Neese	.000	4/1	3	1	0	0	0	0	1	0	.000	2	0	0	0	.400	0/0 0-0	
<b>TOTALS</b>	<b>.348</b>	<b>64/64</b>	<b>2344</b>	<b>584</b>	<b>816</b>	<b>148</b>	<b>14</b>	<b>131</b>	<b>549</b>	<b>1385</b>	<b>.591</b>	<b>261</b>	<b>73</b>	<b>465</b>	<b>46</b>	<b>.423</b>	<b>38/58</b>	<b>61-94</b>
<b>OPPONENTS</b>	<b>.278</b>	<b>64/64</b>	<b>2288</b>	<b>386</b>	<b>636</b>	<b>117</b>	<b>4</b>	<b>62</b>	<b>345</b>	<b>947</b>	<b>.414</b>	<b>220</b>	<b>58</b>	<b>484</b>	<b>38</b>	<b>.353</b>	<b>21/34</b>	<b>53-74</b>

Player	FRA	W-L	G/GS	CG	SHO	SV	IP	H	R	ER	BB	SO	2B	3B	HR	BF	Avg	WP	HB	BK	
Austin Hubbard	2.44	6-2	26/0	0	0	10	48.0	44	22	13	23	60	7	0	0	2	184	.239	11	4	1
Grant Dayton	4.36	8-3	16/15	1	0	0	95.0	101	52	46	19	69	24	0	13	376	.269	1	6	1	
Slade Smith	4.65	4-0	18/6	0	0	0	60.0	73	38	31	14	42	8	1	2	246	.297	7	8	0	
Cole Nelson	5.64	6-3	18/15	1	0	0	68.2	76	46	43	30	67	16	0	6	275	.276	9	7	0	
Cory Luckie	5.91	6-4	19/15	1	0	0	70.0	81	49	46	23	57	16	1	10	283	.286	3	5	1	
Chris O'Neil	0.00	0-0	2/0	0	0	0	2.0	0	0	0	0	1	0	0	0	5	.000	1	1	0	
Sean Ray	3.72	2-3	26/0	0	0	0	36.1	29	23	15	21	33	6	0	3	134	.216	2	2	0	
Michael Hurst	4.20	2-1	18/0	0	0	2	30.0	30	18	14	13	30	6	0	1	122	.246	1	4	0	
Dexter Price	4.39	3-0	5/5	0	0	0	26.2	33	15	13	9	14	3	0	1	106	.311	3	1	0	
Garrett Bush	4.50	0-0	4/0	0	0	0	4.0	3	4	2	2	6	0	0	1	15	.200	2	1	0	
Bradley Hendrix	5.35	4-2	22/0	0	0	1	33.2	48	29	20	14	28	7	0	5	144	.333	8	6	0	
Zach Blatt	5.40	1-0	20/0	0	0	1	33.1	42	26	20	11	24	5	0	4	139	.302	1	7	0	
Stephen Kahdenren	6.49	1-0	17/2	0	0	2	26.1	25	20	19	15	23	6	1	5	100	.250	0	3	0	
Jon Luke Jacobs	7.22	0-3	10/6	0	0	0	33.2	42	34	27	23	24	8	0	8	136	.309	2	3	0	
Ty Kelley	9.64	0-0	4/0	0	0	0	4.2	5	6	5	3	6	3	0	1	19	.263	3	0	0	
Justin Bryant	99.00	0-0	1/0	0	0	0	0.0	4	4	4	0	0	0	0	0	4	1.000	1	0	0	
<b>TOTALS</b>	<b>5.00</b>	<b>43-21</b>	<b>64/64</b>	<b>3</b>	<b>2</b>	<b>16</b>	<b>572.1</b>	<b>636</b>	<b>386</b>	<b>318</b>	<b>220</b>	<b>484</b>	<b>117</b>	<b>4</b>	<b>62</b>	<b>2288</b>	<b>.278</b>	<b>55</b>	<b>58</b>	<b>4</b>	
<b>OPPONENTS</b>	<b>8.34</b>	<b>21-43</b>	<b>64/64</b>	<b>4</b>	<b>1</b>	<b>7</b>	<b>554.2</b>	<b>816</b>	<b>584</b>	<b>514</b>	<b>261</b>	<b>465</b>	<b>148</b>	<b>14</b>	<b>131</b>	<b>2344</b>	<b>.348</b>	<b>72</b>	<b>73</b>	<b>9</b>	

4/16	* at #18 Vanderbilt	6-11	L
4/17	* at #18 Vanderbilt	12-2	W
4/18	* at #18 Vanderbilt	2-3	L
4/20	TROY	16-3	W
4/23	* KENTUCKY	13-6	W
4/24	* KENTUCKY	7-8	L
4/25	* KENTUCKY	6-5	W
4/27	SAMFORD	11-4	W
4/30	* at #7 Arkansas	4-9	L
5/1	* at #7 Arkansas	8-7	W
5/2	* at #7 Arkansas	13-2	W
5/7	* MISSISSIPPI STATE	9-6	W
5/8	* MISSISSIPPI STATE	16-14	W
5/9	* MISSISSIPPI STATE	11-8	W
5/11	at South Alabama (11)	9-10	L
5/14	* TENNESSEE	3-9	L
5/15	* TENNESSEE	18-0	W
5/16	* TENNESSEE	9-2	W
5/18	JACKSONVILLE ST	9-7	W
5/20	* at #17 Ole Miss	5-3	W
5/21	* at #17 Ole Miss	18-4	W
5/22	* at #17 Ole Miss	11-1	W
5/26	# Alabama	1-7	L
5/27	* #7 S. Carolina [12]	3-1	W
5/28	# #21 Ole Miss [10]	7-10	L
6/4	! JACKSONVILLE ST	9-7	W
6/5	! #16 CLEMSON	2-5	L
6/6	! SOUTHERN MISS	17-8	W
6/6	! #16 CLEMSON	11-10	W
6/7	! #16 CLEMSON	7-13	L

% - Auburn Classic (Auburn, AL)  
# - SEC Tournament (Hoover, AL)  
! - NCAA Regional (Auburn, AL)  
\*- SEC Game | Home games in ALL

Date	Opponent	Score	W/L
2/18	^ARKANSAS STATE	12-5	W
2/19	^#13 VIRGINIA	2-13	L
2/20	^UAB	6-0	W
2/22	JACKSONVILLE STATE	9-4	W
2/25	RADFORD (13)	6-8	L
2/26	RADFORD	3-2	W
2/27	RADFORD	2-0	W
3/1	BETHUNE-COOKMAN	9-2	W
3/2	BETHUNE-COOKMAN	2-5	L
3/4	% vs. New York Tech	6-3	W
3/5	% #18 Col. of Charleston	7-4	W
3/6	% vs. Western Kentucky	13-8	W
3/8	MEMPHIS	6-2	W
3/11	#7 ARIZONA STATE	7-8	L
3/12	#7 ARIZONA STATE	5-9	L
3/13	#7 ARIZONA STATE	10-8	W
3/15	vs. Alabama (M)	2-1	W
3/18	* #9 ARKANSAS (11)	5-6	L
3/19	* #9 ARKANSAS	9-5	W
3/20	* #9 ARKANSAS	8-7	W
3/22	at Jacksonville State	4-5	L
3/25	* at Mississippi State	6-7	L
3/26	* at Mississippi State	8-15	L
3/27	* at Mississippi State	0-5	L
3/29	#21 TROY	6-1	W
4/1	* #1 VANDERBILT	6-11	L
4/2	* #1 VANDERBILT	2-11	L
4/3	* #1 VANDERBILT	2-6	L
4/5	at #20 Troy	6-14	L
4/8	* at Kentucky	12-9	W
4/9	* at Kentucky	15-8	W
4/10	* at Kentucky	8-2	W
4/15	* at #21 LSU	8-7	W
4/16	* at #21 LSU	3-1	W
4/17	* at #21 LSU	2-3	L
4/19	SOUTH ALABAMA	1-7	L
4/21	* OLE MISS	6-3	W
4/22	* OLE MISS	7-10	L

**2011 • 29-29, 14-16 SEC**  
**Head Coach: John Pawlowski (2009-13)**

Player	AVG	GP/S	AB	R	H	2B	3B	HR	RBI	TB	SIG	BB	SO	GDP	OB%	SH/SE	SB-AT
Casey McElroy	.372	58/58	234	46	87	18	0	9	53	132	.564	21	7	30	1	.429	6/2 1-2
Tony Caldwell	.332	55/54	190	37	63	13	1	7	44	99	.521	30	9	32	3	.445	0/4 5-9
Justin Froedjes	.316	57/56	215	40	68	11	1	3	20	90	.419	20	5	41	2	.381	4/8 5-11
Don Gamache	.299	53/53	194	35	58	13	2	5	29	90	.464	30	8	33	4	.414	0/3 2-2
Justin Hargett	.297	55/49	192	31	57	8	1	0	23	67	.349	16	1	41	0	.352	1/3 7-12
Cullen Wacker	.287	50/30	115	18	33	4	0	1	18	40	.348	18	6	15	3	.404	2/4 3-5
Wes Gilmer	.284	58/47	183	24	52	10	0	0	34	62	.339	17	6	32	3	.361	2/9 3-4
Kevin Patterson	.277	57/54	195	26	54	16	0	8	43	94	.482	29	2	56	1	.370	4/0 0-0
Creede Simpson	.254	56/55	189	30	48	15	1	3	17	74	.392	19	2	36	2	.324	3/6 8-10
Tyler Dial	4.00	5/0	5	0	2	0	0	0	1	2	.400	0	0	0	0	.400	0/0 0-0
Bobby Andrews	3.96	35/11	53	11	21	1	0	0	6	24	.453	0	7	11	1	.467	0/3 6-9
Mike Reed	.333	4/0	3	1	1	0	0	0	1	1	.333	0	0	1			



YEAR-BY-YEAR RESULTS & TEAM STATS

Table with columns: Date, Opponent, Score, W/L. Lists game results from 2/17 to 4/15.

2012 • 31-28, 13-17 SEC

Head Coach: John Pawlowski (2009-13)

Player statistics table for 2012 season. Columns include AVG, GP/S, AB, R, H, 2B, 3B, HR, RBI, TB, SLG, BB, HB, SO, GDP, OBP%, SH/SE, SB-AT.

Player statistics table for 2012 season. Columns include ERA, W-L, G/GS, CG, SHO, SV, IP, H, R, ER, BB, SO, 2B, 3B, HR, BF, Avg, WP, HB, BK.

Table with columns: Date, Opponent, Score, W/L. Lists game results from 4/17 to 5/24.

A - Auburn Tournament (Auburn, AL)
# - SEC Tournament (Hoover, AL)
\* - SEC Game | Home games in ALL

Table with columns: Date, Opponent, Score, W/L. Lists game results from 2/15 to 4/10.

2013 • 33-23, 13-17 SEC

Head Coach: John Pawlowski (2009-13)

Player statistics table for 2013 season. Columns include AVG, GP/S, AB, R, H, 2B, 3B, HR, RBI, TB, SLG, BB, HB, SO, GDP, OBP%, SH/SE, SB-AT.

Player statistics table for 2013 season. Columns include ERA, W-L, G/GS, CG, SHO, SV, IP, H, R, ER, BB, SO, 2B, 3B, HR, BF, Avg, WP, HB, BK.

Table with columns: Date, Opponent, Score, W/L. Lists game results from 4/12 to 5/21.

A - Auburn Tournament (Auburn, AL)
# - SEC Tournament (Hoover, AL)
\* - SEC Game | Home games in ALL





# YEAR-BY-YEAR RESULTS & TEAM STATS

Date	Opponent	Score	W/L
2/14	* Indiana State	4-0	W
2/15	* Ohio State	0-1	L
2/16	* Connecticut	7-3	W
2/19	ALABAMA STATE	3-9	L
2/21	! ARKANSAS-PINE BLUFF	2-1	W
2/22	! CALIFORNIA	0-5	L
2/23	! EAST TENNESSEE STATE	2-3 (10)	L
2/25	ALABAMA A&M	7-3	W
2/28	PRESBYTERIAN	6-10	L
3/1	PRESBYTERIAN	3-0	W
3/2	PRESBYTERIAN	12-5	W
3/4	Alabama	3-4	L
3/7	MERCER	9-5	W
3/8	MERCER	4-1	W
3/9	MERCER	6-5	W
3/11	at Kennesaw State	6-1	W
3/12	ALABAMA STATE	6-5	W
3/14	* TEXAS A&M	4-0	W
3/15	* TEXAS A&M-1	5-2	W
3/15	* TEXAS A&M-2	0-9	L
3/18	COPPIN STATE	10-0	W
3/19	COPPIN STATE	13-2	W
3/21	* at Tennessee	3-2	W
3/22	* at Tennessee	4-2	W
3/23	* at Tennessee	6-8	L
3/25	* KENNESAW STATE	10-5	W
3/27	* MISSOURI	3-4	L
3/28	* MISSOURI	2-4	L
3/29	* MISSOURI	7-3	W
4/1	SAMFORD	1-8	L
4/4	* at Ole Miss	5-8 (13)	L
4/5	* at Ole Miss-1	0-6	L
4/5	* at Ole Miss-2	1-5	L
4/8	TROY	6-0	W
4/11	* at Alabama	2-1	W

## 2014 • 28-28, 10-20 SEC

### Head Coach: Sunny Galloway (2014-15)

Player	AVG	GP/S	AB	R	H	2B	3B	HR	RBI	TB	SIG	BB	HBP	SO	GDP	OB%	SH/SE	SB-AT
Jordan Ebert	.353	55/52	204	28	72	5	1	0	29	79	387	12	1	26	5	.385	49	9-15
Danek Tomsoha	.313	54/53	176	37	55	8	0	5	29	78	443	26	15	23	5	.436	32	4-5
Yan Tello	.306	53/53	183	30	56	6	1	3	18	73	399	16	9	24	3	.386	27	13-19
Daniel Robert	.281	45/39	121	12	34	5	1	1	12	44	364	17	0	23	1	.370	0-2	1-2
Blake Austin	.268	55/51	183	19	49	11	0	3	31	69	377	15	8	30	3	.344	3-1	4-8
Damon Hoecker	.259	56/56	189	24	49	4	0	0	17	53	280	35	13	32	1	.404	3-7	11-18
Dan Glevenyak	.256	50/43	156	22	40	6	3	1	16	55	353	18	11	23	4	.371	1-5	14-16
Arneferne Grier	.255	47/38	149	16	38	8	0	1	11	49	329	12	4	24	1	.325	1-5	7-15
Keegan Thompson	.244	37/33	123	13	30	3	1	0	13	35	285	4	1	21	2	.273	0-3	1-1
Rocky McCord	1.000	1-0	1	0	1	0	0	0	0	1	1.000	0	0	0	0	1.000	0-0	0-0
Brett Binning	.348	16/10	23	5	8	0	0	0	2	8	348	2	0	2	1	.400	0-2	1-1
Blake Logan	.256	42/17	86	9	22	3	0	1	17	28	326	10	2	15	5	.343	1-1	0-0
Sam Gillikin	.214	24/15	56	5	12	5	0	0	4	17	304	6	1	14	1	.302	0-1	0-1
Connor Short	.211	36/25	95	6	20	1	0	0	8	21	221	7	3	13	2	.283	1-4	9-10
Patrick Savage	.167	3-2	6	0	1	0	0	0	1	1.67	0	1	2	0	0	.286	0-0	0-0
J.J. Shaffer	.160	40/10	50	8	8	0	2	0	2	12	240	3	4	14	1	.263	0-1	4-5
Jackson Burgence	.091	21/7	22	1	2	0	0	3	2	091	7	3	7	2	0	.375	0-1	2-3
Dylan Smith	.000	7-1	10	0	0	0	0	0	0	0.000	2	0	4	0	0	.167	0-0	0-0
Hunter Kelley	.000	4-0	3	0	0	0	0	0	0	0.000	0	1	0	0	0	.000	0-0	0-0
Terrance Dedrick	.000	2-0	2	0	0	0	0	0	0	0.000	0	0	0	0	0	.000	0-0	0-0
<b>TOTALS</b>	<b>.270</b>	<b>56-56</b>	<b>1838</b>	<b>235</b>	<b>497</b>	<b>65</b>	<b>8</b>	<b>15</b>	<b>212</b>	<b>625</b>	<b>340</b>	<b>192</b>	<b>37</b>	<b>298</b>	<b>37</b>	<b>.360</b>	<b>19-51</b>	<b>80-119</b>
<b>OPPONENTS</b>	<b>.254</b>	<b>56-56</b>	<b>1897</b>	<b>228</b>	<b>482</b>	<b>83</b>	<b>8</b>	<b>14</b>	<b>201</b>	<b>623</b>	<b>328</b>	<b>167</b>	<b>37</b>	<b>333</b>	<b>42</b>	<b>.324</b>	<b>15-45</b>	<b>32-55</b>

Player	FRA	W-L	G/S	CG	SHO	SV	IP	H	R	ER	BB	SO	2B	3B	HR	Avg	WP	HB	BK
Keegan Thompson	2.01	5-3	14-12	2	0	1	89.2	61	23	20	23	73	11	0	0	0.192	5	3	0
Dillon Ortmann	2.70	9-5	15-15	2	1	0	100.0	95	36	30	16	62	17	0	3	0.247	1	4	0
Justin Camp	4.01	1-5	13-6	0	2	1	42.2	41	24	19	10	29	7	2	1	0.246	2	3	1
Michael O'Neal	4.29	3-6	17-12	0	2	0	71.1	77	38	34	29	29	15	1	3	0.285	1	6	0
Cole Lipscomb	0.00	0-0	2-0	0	0	0	1.0	0	0	0	1	1	0	0	0	0.000	0	1	0
Jacob Millman	1.62	0-0	11-1	0	0	0	16.2	12	6	3	8	15	1	0	1	0.200	4	0	1
Robby Clements	3.27	0-0	7-0	0	0	0	11.0	13	6	4	5	3	3	0	0	0.298	2	0	0
Jay Wade	3.28	4-2	22-0	0	0	0	35.2	31	16	13	6	24	4	1	1	0.295	0	5	2
Trey Wingenter	3.33	1-1	13-4	0	0	0	24.1	31	14	9	9	22	7	0	0	0.301	6	4	0
Rocky McCord	3.38	0-0	5-0	0	0	0	2.2	2	1	1	4	5	0	0	0	0.222	1	4	0
Trey Cochran-Gill	3.41	0-2	28-0	0	0	0	34.1	42	16	13	9	20	6	1	0	0.313	5	3	0
Daniel Koger	3.92	2-0	13-3	0	0	0	20.2	19	10	9	8	16	4	1	1	0.247	4	0	0
Terrance Dedrick	4.85	2-3	23-1	0	0	4	26.0	32	17	14	16	21	5	2	0	0.314	2	0	0
Kevin Davis	5.40	1-0	3-2	0	0	0	5.0	3	3	3	3	10	2	1	0	0.231	1	0	0
Reid Carter	5.51	0-0	11-0	0	0	0	16.1	19	13	10	7	6	2	0	2	0.292	5	2	0
Ryan Tello	8.31	0-1	3-0	0	0	0	4.1	4	5	4	6	5	0	0	1	0.250	0	0	0
<b>TOTALS</b>	<b>3.34</b>	<b>28-28</b>	<b>56-56</b>	<b>4</b>	<b>5</b>	<b>8</b>	<b>501.2</b>	<b>482</b>	<b>228</b>	<b>186</b>	<b>167</b>	<b>333</b>	<b>83</b>	<b>8</b>	<b>14</b>	<b>.254</b>	<b>39</b>	<b>37</b>	<b>4</b>
<b>OPPONENTS</b>	<b>3.60</b>	<b>28-28</b>	<b>56-56</b>	<b>3</b>	<b>7</b>	<b>11</b>	<b>492.1</b>	<b>497</b>	<b>235</b>	<b>197</b>	<b>192</b>	<b>298</b>	<b>65</b>	<b>9</b>	<b>15</b>	<b>.270</b>	<b>19</b>	<b>76</b>	<b>9</b>

Date	Opponent	Score	W/L
4/12	* at Alabama	1-4	L
4/13	* at Alabama	3-4	L
4/15	* at Samford	6-7	L
4/19	* SOUTH CAROLINA-1	4-2	W
4/19	* SOUTH CAROLINA-2	2-3	L
4/20	* SOUTH CAROLINA	3-4	L
4/22	SOUTH ALABAMA	6-1	W
4/25	* at Arkansas	2-1	W
4/26	* at Arkansas-1	3-4 (10)	L
4/26	* at Arkansas-2	7-2	W
5/2	* MISSISSIPPI STATE	0-3	L
5/3	* MISSISSIPPI STATE	0-3	L
5/4	* MISSISSIPPI STATE	1-12	L
5/6	BETHUNE-COOKMAN	9-1	W
5/9	* at Kentucky	3-6	L
5/10	* at Kentucky	8-1	W
5/11	* at Kentucky	5-6 (10)	L
5/13	UAB	6-5	W
5/15	* LSU	0-10	L
5/16	* LSU	3-11	L
5/17	* LSU	1-8	L

^ - Snowbird Classic (Port Charlotte, Fla.)

! - Tiger Classic (Auburn, Ala.)

\* - SEC Game | Home games in ALL

## TALLAHASSEE REGIONAL

Date	Opponent	Score	W/L
2/13	BINGHAMTON	2-0	W
2/14	BINGHAMTON	5-11	L
2/15	BINGHAMTON	13-2	W
2/17	at South Alabama	4-7	L
2/18	ALABAMA STATE	7-5	W
2/21	RADFORD-1	3-2 (10)	L
2/21	RADFORD-2	6-1	W
2/22	RADFORD	6-0	W
2/24	*#27 GEORGIA TECH	7-1	W
2/27	* JACKSONVILLE STATE	6-4	W
2/28	*#10 OKLAHOMA STATE	9-2	W
3/1	* JACKSONVILLE STATE	9-10	L
3/3	vs. #28 Alabama (Montgomery)	5-3	W
3/6	XAVIER	7-2	W
3/7	XAVIER	3-2 (11)	W
3/8	XAVIER	10-6	W
3/10	SAMFORD	0-7	L
3/13	* at #6 Texas A&M	2-6	L
3/14	* at #6 Texas A&M	4-10	L
3/15	* at #6 Texas A&M	1-6	L
3/17	at UAB (Regions Field)	6-4	W
3/20	* #4 VANDERBILT	6-4	W
3/21	* #4 VANDERBILT-1	5-10	L
3/21	* #4 VANDERBILT-2	6-7 (10)	L
3/24	* at #28 Georgia Tech	1-4	L
3/27	* at #29 Mississippi State	5-0	W
3/28	* at #29 Mississippi State	4-0	W
3/29	* at #29 Mississippi State	1-3	L
3/31	at Samford	9-4	W
4/3	* ARKANSAS	7-10	L
4/4	* ARKANSAS	3-2	W
4/5	* ARKANSAS	4-6	L
4/8	GEORGIA STATE	4-2	W
4/10	* at #1 LSU	2-3	L
4/11	* at #1 LSU	6-1	W
4/12	* at #1 LSU	2-6	L

## 2015 • 36-26, 13-17 SEC

### Head Coach: Sunny Galloway (2014-15)

Player	AVG	GP/S	AB	R	H	2B	3B	HR	RBI	TB	SIG	BB	HBP	SO	GDP	OB%	SH/SE	SB-AT
Arneferne Grier	.323	62/62	254	41	82	22	3	1	20	113	445	22	7	61	7	.391	1/3	9-16
Melvin Gray	.304	48/43	161	30	49	8	0	1	23	60	373	17	2	29	1	.372	3/7	18-21
Daniel Robert	.298	57/55	205	28	61	12	3	3	38	88	429	24	1	39	6	.368	4/7	15-15
Damon Hoecker	.271	42/41	214	35	58	8	2	0	22	73	341	40	9	37	3	.404	2/4	1-8
Blake Logan	.261	59/50	180	25	47	17	2	0	28	68	378	15	6	25	5	.329	6/3	3-6
Cody Nulph	.258	62/62	217	30	56	11	1	3	33	78	359	13	6	47	4	.315	2/7	1-3
Kyler Deese	.254	59/49	177	27	45	10	1	2	27	63	356	24	5	23	3	.357	1/3	3-6
Jordan Ebert	.254	54/39	142	25	36	4	0	3	24	49	345	26	6	30	1	.386	2/6	7-9
Jackson Burgence	.281	30/15	64	7	18	1	2	0	7	23	359	8	0	9	0	.361	0/3	5-8
Sam Gillikin	.271	54/30	96	8	26	4	1	1	10	35	365	13	1	0	1	.364	0/2	5-5
J.J. Shaffer	.259	42/11	58</															





YEAR-BY-YEAR RESULTS & TEAM STATS

Table with columns: Date, Opponent, Score, W/L. Rows include games against Sacramento St., FAMU, Southern, Alabama A&M, Troy S, Michigan State S, Georgia Tech, Oral Roberts, Georgia Tech, Texas A&M, Alabama State, Arkansas, Lipscomb, Alabama, LSU, Frazier, Georgia State, Missouri, Kennesaw State.

2016 • 23-33, 8-22 SEC. Head Coach: Butch Thompson (2016-Current). Player stats table with columns: Player, AVG, GP/S, AB, R, H, 2B, 3B, HR, RBI, TB, SLG, BB, HB, SO, GDP, OBP%, SH/SF, SB-AT. Includes totals and opponents.

Table with columns: Date, Opponent, Score, W/L. Rows include games against Tennessee, Alabama State, Ole Miss, Kentucky, Alabama, Kennesaw State, Mississippi State, UAB, Vanderbilt.

Auburn Tournament (Auburn, AL)
S - Cox Diamond Invitational (Pensacola, FL)
^ - MAX Capital City Classic (Montgomery, AL)
# - SEC Tournament (Hoover, AL)
\* - SEC Game | Home games in ALL

TALLAHASSEE REGIONAL

Table with columns: Date, Opponent, Score, W/L. Rows include games against George Washington, Florida A&M, Holy Cross, Samford, Lipscomb, South Alabama, Kennesaw State, Presbyterian, Presbyterian, UAB, Jacksonville State, Florida, Ole Miss, South Carolina, Georgia Tech, Georgia, Alabama, South Carolina, Georgia Tech, Texas A&M.

2017 • 37-26, 16-14 SEC. Head Coach: Butch Thompson (2016-Current). Player stats table with columns: Player, AVG, GP/S, AB, R, H, 2B, 3B, HR, RBI, TB, SLG, BB, HB, SO, GDP, OBP%, SH/SF, SB-AT. Includes totals and opponents.

Table with columns: Date, Opponent, Score, W/L. Rows include games against Samford, Tennessee, Ole Miss, Kennesaw State, Arkansas, TROY, Mississippi State, Presbyterian, UAB, Florida, Ole Miss, Florida State, UCF, Tennessee Tech, Florida State, Florida State.

^ - MAX Capital City Classic (Montgomery, AL)
# - SEC Tournament (Hoover, AL)
% - NCAA Tournament (Tallahassee, FL)
\* - SEC Game | Home games in ALL





YEAR-BY-YEAR RESULTS & TEAM STATS

RALEIGH REGIONAL CHAMPIONS
GAINESVILLE SUPER REGIONAL

Table with columns: Date, Opponent, Score, W/L. Lists games from 2/16 to 4/10 with opponents like Longwood, Georgia State, Troy, etc.

2018 • 43-23, 15-15 SEC

Head Coach: Butch Thompson (2016-Current)

Player statistics table for 2018 season. Columns include AVG, GP/S, AB, R, H, 2B, 3B, HR, RBI, TB, SLG, BB, HB, SO, GDP, OBP%, SH/SE, SB-AT.

Player statistics table for 2018 season. Columns include FRA, W-L, G/GS, CG, SHO, SV, IP, H, R, ER, BB, SO, 2B, 3B, HR, Avg, WP, HB, BK.

Table with columns: Date, Opponent, Score, W/L. Lists games from 4/13 to 6/11 with opponents like Mississippi State, UAB, Alabama, etc.

MAX Capital City Classic (Montgomery, AL)
SEC Tournament (Hoover, AL)
NCAA Raleigh Regional (Raleigh, NC)
NCAA Gainesville Super Regional (Gainesville, FL)
SEC Game | Home games in ALL

COLLEGE WORLD SERIES
ATLANTA REGIONAL CHAMPIONS
CHAPEL HILL SUPER REGIONAL CHAMPIONS

Table with columns: Date, Opponent, Score, W/L. Lists games from 2/15 to 4/9 with opponents like Georgia Southern, Alabama A&M, UCF, etc.

2019 • 38-28, 14-16 SEC

Head Coach: Butch Thompson (2016-Current)

Player statistics table for 2019 season. Columns include AVG, GP/S, AB, R, H, 2B, 3B, HR, RBI, TB, SLG, BB, HB, SO, GDP, OBP%, SH/SE, SB-AT.

Player statistics table for 2019 season. Columns include FRA, W-L, G/GS, CG, SHO, SV, IP, H, R, ER, BB, SO, 2B, 3B, HR, Avg, WP, HB, BK.

Table with columns: Date, Opponent, Score, W/L. Lists games from 4/12 to 6/19 with opponents like Texas A&M, Georgia Tech, UAB, etc.

MAX Capital City Classic (Montgomery, AL)
SEC Tournament (Hoover, AL)
NCAA Atlanta Regional (Atlanta, GA)
NCAA Chapel Hill Super Regional (Chapel Hill, NC)
NCAA College World Series (Omaha, NE)
SEC Game | Home games in ALL



YEAR-BY-YEAR RESULTS & TEAM STATS

Table with columns: Date, Opponent, Score, W/L. Rows include games against Illinois-Chicago, Oakland, UCF, Alabama A&M, Wright State, Georgia Tech, and Wofford.

2020 • 13-5, 0-0 SEC\*

Head Coach: Butch Thompson (2016-Current)

Player statistics table for 2020 season. Columns include AVG, GP/S, AB, R, H, 2B, 3B, HR, RBI, TB, SLG, BB, HB, SO, GDP, OBP, SH/FF, SB-AT. Includes totals and opponents.

Pitcher statistics table for 2020 season. Columns include ERA, W-L, G/GS, CG, SHO, SV, IP, H, R, ER, BB, SO, 2B, 3B, HR, Avg, WP, HR, BK. Includes totals and opponents.

\*Season canceled after 18 games due to COVID-19

Table with columns: Date, Opponent, Score, W/L. Rows include games against Presbyterian, Alabama A&M, Little Rock, Lipscomb, Ole Miss, Mississippi State, Arkansas, Samford, and Jacksonville State.

2021 • 25-27, 10-26 SEC

Head Coach: Butch Thompson (2016-Current)

Player statistics table for 2021 season. Columns include AVG, GP/S, AB, R, H, 2B, 3B, HR, RBI, TB, SLG, BB, HB, SO, GDP, OBP, SH/FF, SB-AT. Includes totals and opponents.

Pitcher statistics table for 2021 season. Columns include ERA, W-L, G/GS, CG, SHO, SV, IP, H, R, ER, BB, SO, 2B, 3B, HR, Avg, WP, HR, BK. Includes totals and opponents.

Table with columns: Date, Opponent, Score, W/L. Rows include games against Florida, Florida-2, Georgia, Georgia-2, LSU, Texas A&M, Missouri, and Ole Miss.

^ - Round Rock Classic (Round Rock, TX)
# - SEC Tournament (Hoover, AL)
\* - SEC Game | Home games in ALL







AUBURN ON TV

DATE	OPPONENT	SCORE	W-L	SITE	NETWORK
4/14/86	KENTUCKY	5-4	W	AUBURN	ESPN
4/10/88	at Florida	12-7	W	at Gainesville, Fla.	SportsChannel
3/18/89	GEORGIA	6-8	L	AUBURN	SportsChannel
3/25/89	at Miss. State (Gm. 1)	0-7	L	Starkville, Miss.	SportsChannel
3/26/89	at Miss. State	5-11	L	Starkville, Miss.	ESPN
5/13/89	LSU	8-5	W	Gainesville, Fla. (SEC)	SportsChannel
	at Florida	4-2	W	Gainesville, Fla. (SEC)	SportsChannel
5/14/89	Georgia	2-1	W	Gainesville, Fla. (SEC)	SportsChannel
5/27/89	at Florida State	6-7	L	Tallahassee, Fla. (NCAA)	Sunshine
3/31/90	at LSU (Gm. 1)	6-12	L	Baton Rouge, La.	HSE
	at LSU (Gm. 2)	6-5	W	Baton Rouge, La.	HSE
4/1/90	at LSU	17-7	W	Baton Rouge, La.	HSE
4/21/90	ALABAMA	7-6	W	AUBURN	SportsChannel
5/5/90	at Florida	7-8	L	Gainesville, Fla.	SportsChannel
4/20/91	at Alabama (Gm. 1)	19-11	W	Tuscaloosa, Ala.	SportsChannel
5/18/91	Miss. State	0-1	L	Baton Rouge, La. (SEC)	SportsChannel
3/21/92	at Florida (Gm. 1)	2-4	L	Gainesville, Fla.	SportsChannel
3/22/92	at Florida	1-2	L	Gainesville, Fla.	SportsChannel
4/17/93	ARKANSAS (Gm. 1)	7-8	L	AUBURN	JP/SportSouth
	ARKANSAS (Gm. 2)	6-1	W	AUBURN	JP/SportSouth
5/8/93	at LSU (Gm. 1)	2-21	L	Baton Rouge, La.	HSE
4/9/94	VANDERBILT	20-7	W	AUBURN	JP/SportSouth
4/16/94	at Arkansas	6-3	W	Fayetteville, Ark.	JP/SportSouth
6/4/94	Oklahoma	4-5	L	Omaha, Neb. (CWS)	ESPN2
6/16/94	Miami	5-7	L	Omaha, Neb. (CWS)	ESPN
3/16/96	at Tennessee	10-5 [10]	W	Knoxville, Tenn.	SportSouth
4/6/96	FLORIDA	10-7	W	AUBURN	SportsChannel
4/7/96	FLORIDA	5-6	L	AUBURN	SportsChannel
5/4/96	LSU	0-6	L	AUBURN	SportSouth
3/15/97	TENNESSEE	16-4	W	AUBURN	Fox Sport South
4/12/97	ALABAMA (Gm. 1)	13-8	W	AUBURN	Fox Sport South
5/30/97	Stanford	3-8	L	Omaha, Neb. (CWS)	ESPN
6/1/97	Rice	10-1	W	Omaha, Neb. (CWS)	ESPN2
6/3/97	Stanford	4-11	L	Omaha, Neb. (CWS)	ESPN
5/2/98	KENTUCKY	14-3	W	AUBURN	Fox Sport South
5/16/98	Alabama (Game 1)	3-4	L	Hoover, Ala. (SEC)	Fox Sport South
5/17/98	Arkansas	7-5	W	Hoover, Ala. (SEC)	Fox Sport South
5/24/98	Florida State	10-16	L	Tallahassee, Fla. (NCAA)	Sunshine
1/29/99	Georgia Tech	17-12	W	Orlando, Fla.	FSN South
2/5/99	UNC Asheville	7-1	W	AUBURN	ACN
2/16/99	TROY STATE	5-12	L	AUBURN	ACN
2/19/99	M. TENNESSEE ST.	8-2	W	AUBURN	ACN
3/2/99	DAVIDSON	16-0	W	AUBURN	ACN
3/9/99	VCU	7-2	W	AUBURN	ACN
3/10/99	VCU	12-4	W	AUBURN	ACN
3/26/99	ALABAMA	15-4	W	AUBURN	ACN
3/28/99	ALABAMA	4-10	L	AUBURN	ACN
4/2/99	Miss. State	3-13	L	Starkville, Miss.	ACN
4/6/99	UAB	17-5	W	AUBURN	ACN
4/9/99	TENNESSEE	19-13	W	AUBURN	ACN
4/10/99	TENNESSEE	6-3	W	AUBURN	FSN South
4/11/99	TENNESSEE	16-4	W	AUBURN	ACN
5/2/99	LSU	2-11	L	Baton Rouge, La.	ACN
5/16/99	GEORGIA	13-2	W	AUBURN	ACN
5/19/99	LSU	6-2	W	Hoover, Ala. (SEC)	ACN
5/20/99	Arkansas	3-2	W	Hoover, Ala. (SEC)	ACN
5/22/99	Arkansas	5-9	L	Hoover, Ala. (SEC)	FSN South
5/22/99	Arkansas	6-9	L	Hoover, Ala. (SEC)	ACN
5/28/99	NC STATE	9-7	W	AUBURN (NCAA)	ACN
5/29/99	WINTHROP	8-6	W	AUBURN (NCAA)	ACN
5/30/99	TULANE	5-7	L	AUBURN (NCAA)	ACN
5/30/99	TULANE	13-9	W	AUBURN (NCAA)	ACN
2/29/00	TROY STATE	14-7	W	AUBURN	CSSE
3/7/00	DAVIDSON	10-5	W	AUBURN	CSSE
3/26/00	GEORGIA	9-8 (10)	W	AUBURN	CSSE
3/31/00	LSU	11-18	L	AUBURN	CSSE
4/2/00	LSU	10-12	L	AUBURN	Guarantee
4/4/00	MERCER	19-2	W	AUBURN	CSSE
4/23/00	VANDERBILT	10-8	W	AUBURN	CSSE
4/29/00	Florida	11-8 (10)	W	Gainesville, Fla.	Sunshine
5/5/00	Alabama	2-3	L	Tuscaloosa, Ala.	CSSE
5/6/00	Alabama	6-3	W	Tuscaloosa, Ala.	FSN South
5/7/00	Alabama	4-13	L	Tuscaloosa, Ala.	CSSE
5/13/00	MISS. STATE	9-10	L	AUBURN	FSN South
5/17/00	Florida	2-7	L	Hoover, Ala. (SEC)	CSSE
5/18/00	South Carolina	4-11	L	Hoover, Ala. (SEC)	CSSE
3/16/01	OLE MISS	8-10	L	AUBURN	CSSE
3/18/01	OLE MISS	5-6 [11]	L	AUBURN	CSSE
3/27/01	Troy State	5-0	W	Montgomery, Ala.	CSSE
4/1/01	TENNESSEE	7-2	W	AUBURN	CSSE

DATE	OPPONENT	SCORE	W-L	SITE	NETWORK
4/10/01	SAMFORD	6-5	W	AUBURN	CSSE
4/20/01	ALABAMA	5-4 [11]	W	AUBURN	CSSE
4/21/01	ALABAMA	7-5	W	AUBURN	FSN South
4/22/01	ALABAMA	10-5	W	AUBURN	CSSE
5/4/01	FLORIDA	5-2	W	AUBURN	Sunshine
5/6/01	FLORIDA	2-5	L	AUBURN	Sunshine/CSSE
5/11/01	LSU	5-20	L	Baton Rouge, La.	CSSE
5/13/01	LSU	9-7	W	Baton Rouge, La.	Guarantee
5/16/01	Georgia	4-8	L	Hoover, Ala. (SEC)	CSSE
5/17/01	South Carolina	4-5	L	Hoover, Ala. (SEC)	CSSE
3/31/02	Florida	1-6	L	Gainesville, Fla.	Sunshine
4/7/02	LSU	5-9	L	AUBURN	Jumbo/CSSE
4/9/02	GEORGIA TECH	5-9	L	AUBURN	FSN South
4/12/02	Ole Miss	10-3	W	Oxford, Miss.	CSS
4/13/02	Ole Miss	1-2	L	Oxford, Miss.	FSN South
4/26/02	Alabama	6-8	L	Tuscaloosa, Ala.	CSS
4/27/02	Alabama	5-6	L	Tuscaloosa, Ala.	FSN South
5/22/02	LSU	1-2	L	Hoover, Ala. (SEC)	CSS
5/23/02	Arkansas	5-8	L	Hoover, Ala. (SEC)	CSS
5/31/02	Florida Atlantic	11-16	L	Tuscaloosa, Ala. (NCAA)	CSS
6/1/02	Alabama	3-6	L	Tuscaloosa, Ala. (NCAA)	CSS
3/16/03	TENNESSEE	3-2	W	AUBURN	CSS
3/18/03	Georgia Tech	7-5	W	Atlanta, Ga.	CSS
3/23/03	Kentucky	10-3	W	Lexington, Ky.	CSS
3/28/03	Georgia	4-3 [13]	W	Athens, Ga.	CSS
3/30/03	Georgia	6-7	L	Athens, Ga.	CSS
4/6/03	ALABAMA	7-6	W	AUBURN	CSS
4/13/03	Mississippi State	7-3	W	Starkville, Miss.	CSS
4/27/03	Vanderbilt	0-3	L	Nashville, Tenn.	CSS
5/3/03	FLORIDA	6-8	L	AUBURN	Sunshine
5/4/03	FLORIDA	4-3	W	AUBURN	CSS
5/9/03	LSU	5-6	L	Baton Rouge, La.	Cox
5/11/03	LSU	14-8	W	Baton Rouge, La.	CSS
5/17/03	OLE MISS	5-2	W	AUBURN	FSN South
5/18/03	OLE MISS	6-2	W	AUBURN	CSS
5/22/03	Vanderbilt	3-1	W	Hoover, Ala. (SEC)	CSS
5/23/03	Alabama	5-7	L	Hoover, Ala. (SEC)	CSS
5/24/03	South Carolina	5-1	W	Hoover, Ala. (SEC)	CSS
5/24/03	Alabama	3-13 [7]	L	Hoover, Ala. (SEC)	CSS
5/30/03	PRINCETON	5-2	W	AUBURN (NCAA)	CSS
5/31/03	OHIO STATE	5-7	L	AUBURN (NCAA)	CSS
5/31/03	CLEMSON	15-0	W	AUBURN (NCAA)	CSS
6/1/03	OHIO STATE	7-9	L	AUBURN (NCAA)	CSS
3/14/04	Clemson	9-6	W	Clemson, S.C.	CSS
3/27/04	Tennessee	6-7	L	Knoxville, Tenn.	CSS
3/28/04	Tennessee	7-3	W	Knoxville, Tenn.	CSS
3/30/04	Georgia Tech	5-20	L	Atlanta, Ga.	CSS
4/4/04	LSU	2-3	L	AUBURN	CSS
4/18/04	Alabama	0-19	L	Tuscaloosa, Ala.	CSS
4/25/04	MISSISSIPPI STATE	6-5	W	AUBURN	CSS
4/30/04	Florida	4-7	L	Gainesville, Fla.	Sunshine
5/1/04	Florida	8-11	L	Gainesville, Fla.	Sunshine
5/7/04	SOUTH CAROLINA	12-9	W	AUBURN	CSS
5/8/04	SOUTH CAROLINA	1-3	L	AUBURN	CSS
5/9/04	SOUTH CAROLINA	11-12	L	AUBURN	CSS
5/14/04	GEORGIA	2-11	L	AUBURN	CSS
5/15/04	GEORGIA	0-4	L	AUBURN	FSN
5/16/04	GEORGIA	4-3	W	AUBURN	CSS
3/19/05	TENNESSEE	7-1	W	AUBURN	CSS
4/5/05	GEORGIA TECH	2-3	L	AUBURN	CSS
4/9/05	Mississippi State	8-7	W	Starkville, Miss.	FSN
4/9/05	FLORIDA	2-4	L	AUBURN	COX
5/8/05	OLE MISS	1-9	L	AUBURN	CSS
5/13/05	Georgia	5-4	W	Athens, Ga.	CSS
5/14/05	Georgia	5-7	L	Athens, Ga.	CSS
5/22/05	ALABAMA	9-11	L	AUBURN	CSS
6/4/05	Florida State (NCAA)	3-4	L	Tallahassee, Fla.	Sunshine
6/5/05	Florida State (NCAA)	4-10	L	Tallahassee, Fla.	Sunshine
3/18/06	SOUTH CAROLINA	3-7	L	AUBURN	CSS
3/25/06	Vanderbilt	1-9	L	Nashville, Tenn.	CSS
4/22/06	Florida	1-4	L	Gainesville, Fla.	FSN
4/29/06	Alabama	7-6	W	Tuscaloosa, Ala.	CSS
4/30/06	Alabama	1-9	L	Tuscaloosa, Ala.	CSS
5/6/06	LSU	3-5	L	AUBURN	CSS/Jumbo
5/7/06	LSU	2-8	L	AUBURN	CSS/Jumbo
5/14/06	GEORGIA	4-9	L	AUBURN	CSS
3/23/07	FLORIDA	7-8 [10]	L	AUBURN	SUN
3/24/07	FLORIDA	9-12	L	AUBURN	SUN/CSSE
3/25/07	FLORIDA	3-10	L	AUBURN	CSS
4/8/07	LSU	1-10	L	Baton Rouge, La.	COX



## AUBURN ON TV

DATE	OPPONENT	SCORE	W-L	SITE	NETWORK
4/20/07	ALABAMA	12-5	W	AUBURN	CSS
4/21/07	ALABAMA	6-3	W	AUBURN	FSN
4/22/07	ALABAMA	4-12	L	AUBURN	CSS
5/5/07	Mississippi State	6-11	L	Starkville, Miss.	CSS
5/17/07	Kentucky	18-7	W	Lexington, Ky.	FSN
5/19/07	Kentucky	7-8	L	Lexington, Ky.	FSN
3/1/08	Florida State	3-4	L	Tallahassee, Fla.	SUN
3/16/08	Florida	2-6	L	Gainesville, Fla.	SUN/FSN
3/29/08	TENNESSEE	4-8 [11]	L	AUBURN	CSS
4/13/08	SOUTH CAROLINA	6-7	L	AUBURN	CSS
4/19/08	Vanderbilt	2-8	L	Nashville, Tenn.	CSS
4/26/08	Alabama	4-5	L	Tuscaloosa, Ala.	CSS
4/27/08	Alabama	7-17	L	Tuscaloosa, Ala.	CSS
5/15/08	LSU	4-6	L	AUBURN	CSS
5/16/08	LSU	5-15	L	AUBURN	CSS
4/18/09	South Carolina	6-4	W	Columbia, S.C.	SS
4/24/09	LSU	3-7	L	Baton Rouge, La.	CSS
4/26/09	LSU	6-7	L	Baton Rouge, La.	CSS
5/2/09	OLE MISS	2-8	L	AUBURN	CSS
5/3/09	OLE MISS	4-11	L	AUBURN	CSS
5/9/09	Kentucky	3-6	L	Lexington, Ky.	BBSN
5/10/09	Kentucky	7-5	W	Lexington, Ky.	BBSN
5/14/09	ALABAMA	3-2 [10]	W	AUBURN	CSS
5/16/09	ALABAMA	3-13	L	AUBURN	FSN
3/27/10	SOUTH CAROLINA	0-2	L	AUBURN	CSS
4/2/10	Alabama	5-10	L	Tuscaloosa, Ala.	CSS
4/9/10	LSU	10-14	L	AUBURN	CSS
4/10/10	LSU	11-7	W	AUBURN	SPSO
4/18/10	Vanderbilt	2-3	L	Nashville, Tenn.	ESPNU
4/30/10	Arkansas	4-9	L	Fayetteville, Ark.	CST
5/2/10	Arkansas	13-2	W	Fayetteville, Ark.	CST
5/26/10	Alabama	1-7	L	Hoover, Ala.	SPSO
5/27/10	South Carolina	3-1 [12]	W	Hoover, Ala.	SPSO
5/28/10	Ole Miss	7-10 [10]	L	Hoover, Ala.	FSN
3/15/11	Alabama	2-1	W	Montgomery, Ala.	CSS
4/2/11	VANDERBILT	2-11	L	AUBURN	CSS
4/5/11	Troy	6-14	L	Troy, Ala.	CSS
4/10/11	Kentucky	8-2	W	Lexington, Ky.	CSS
4/21/11	OLE MISS	6-3	W	AUBURN	ESPNU
4/23/11	OLE MISS	9-7	W	AUBURN	CSS
4/29/11	South Carolina	1-2	L	Columbia, S.C.	SPSO
4/30/11	South Carolina	2-10	L	Columbia, S.C.	SPSO
5/1/11	South Carolina	3-7	L	Columbia, S.C.	ESPN
5/14/11	ALABAMA	8-7	W	AUBURN	CSS
5/25/11	South Carolina	3-7	L	Hoover, Ala.	CSS
5/26/11	Georgia	2-3	L	Hoover, Ala.	SPSO
3/6/12	Alabama	8-3	W	Montgomery, Ala.	CSS
4/6/12	Alabama	6-10	L	Tuscaloosa, Ala.	FSSO
4/7/12	Alabama	3-4	L	Tuscaloosa, Ala.	CSS
4/13/12	Vanderbilt	4-5	L	Nashville, Tenn.	CSS
4/21/12	SOUTH CAROLINA	3-5	L	AUBURN	SPSO
5/4/12	Georgia	2-5	L	Athens, Ga.	SPSO
5/5/12	Georgia	5-6 [11]	L	Athens, Ga.	CSS
5/10/12	Arkansas	3-2 [10]	W	Fayetteville, Ark.	ESPNU
5/22/12	Florida	1-6	L	Hoover, Ala.	CSS
5/23/12	Georgia	3-2	W	Hoover, Ala.	CSS
5/24/12	South Carolina	3-5	L	Hoover, Ala.	CSS
3/16/13	VANDERBILT	1-8	L	AUBURN	SPSO
3/24/13	LSU	2-8	L	Baton Rouge, La.	CST
3/30/13	ALABAMA	0-2	L	AUBURN	CSS
4/18/13	Mississippi State	3-6	L	Starkville, Miss.	ESPNU
4/19/13	Mississippi State	3-1	W	Starkville, Miss.	CSS
5/4/13	OLE MISS	8-5	W	AUBURN	SPSO
5/18/13	ARKANSAS	11-6	W	AUBURN	CST
5/21/13	Alabama	3-6	L	Hoover, Ala.	FSN
3/22/14	Tennessee	4-2	W	Knoxville, Tenn.	CSS
3/27/14	MISSOURI	3-4	L	AUBURN	ESPNU
3/29/14	MISSOURI	7-3	W	AUBURN	SPSO
4/19/14	SOUTH CAROLINA-2	2-3	L	AUBURN	CBSN
4/20/14	SOUTH CAROLINA	3-4	L	AUBURN	CSS
4/25/14	Arkansas	2-1	W	Fayetteville, Ark.	CST
5/3/14	MISSISSIPPI STATE	0-3	L	AUBURN	CSS
5/10/14	Kentucky	8-1	W	Lexington, Ky.	BBSN
5/11/14	Kentucky	5-6 [10]	L	Lexington, Ky.	BBSN
5/17/14	LSU	1-8	L	AUBURN	SPSO
3/14/15	Texas A&M	4-10	L	College Station, Texas	SECN
3/21/15	VANDERBILT-2	6-7 [10]	L	AUBURN	ESPNU
4/4/15	ARKANSAS	3-2	W	AUBURN	SECN
4/23/15	GEORGIA	5-1	W	AUBURN	SECN
4/24/15	GEORGIA	4-1	W	AUBURN	SECN

DATE	OPPONENT	SCORE	W-L	SITE	NETWORK
4/29/15	KENNESAW STATE	6-0	W	AUBURN	SECN
5/2/15	South Carolina	6-2	W	Columbia, S.C.	SECN
5/3/15	South Carolina	3-0	W	Columbia, S.C.	ESPNU
5/30/15	Mercer	1-0	W	Tallahassee, Fla.	SECN
3/5/16	Michigan State	0-3	L	Pensacola, Fla.	COX
3/29/16	Alabama	10-1	W	Montgomery, Ala.	SECN
4/7/16	Missouri	11-9	W	Columbia, Mo.	ESPNU
4/14/16	TENNESSEE	4-13	L	AUBURN	SECN
4/15/16	TENNESSEE	2-0	W	AUBURN	SECN
4/23/16	Ole Miss	4-7	L	Oxford, Miss.	SECN
4/24/16	Ole Miss	5-6	L	Oxford, Miss.	SECN
4/30/16	KENTUCKY	10-6	W	AUBURN	SECN
5/7/16	Alabama	3-4 [11]	L	Tuscaloosa, Ala.	SECN
5/8/16	Alabama	8-1	W	Tuscaloosa, Ala.	SECN
5/14/16	MISSISSIPPI STATE	6-16	L	AUBURN	SECN
3/28/17	Alabama	4-3	W	Montgomery, Ala.	ESPNU
4/1/17	SOUTH CAROLINA	0-7	L	AUBURN	ESPNU
4/13/17	Tennessee	3-2	W	Knoxville, Tenn.	SECN
4/23/17	ARKANSAS	11-6	W	AUBURN	SECN
4/29/17	Mississippi State-2	5-3	W	Starkville, Miss.	SECN
5/7/17	ALABAMA	9-11	L	AUBURN	SECN
5/11/17	LSU	0-4	L	Baton Rouge, La.	ESPNU
5/13/17	LSU	1-9	L	Baton Rouge, La.	SECN
5/23/17	Ole Miss	5-4	W	Hoover, Ala.	SECN
5/24/17	Florida	4-5	L	Hoover, Ala.	SECN
5/25/17	Arkansas	0-12	L	Hoover, Ala.	SECN
3/16/18	TEXAS A&M	4-1	W	AUBURN	SECN
3/31/18	MISSOURI	1-2	L	AUBURN	SECN
4/01/18	MISSOURI	0-5	L	AUBURN	SECN
4/08/18	Arkansas	4-5	L	Fayetteville, Ark.	SECN
4/13/18	MISSISSIPPI STATE	2-1	W	AUBURN	SECN
4/21/18	Alabama-2	20-5	W	Tuscaloosa, Ala.	SECN
4/26/18	Florida	1-3	L	Gainesville, Fla.	ESPNU
5/10/18	Ole Miss	4-5	L	Oxford, Miss.	ESPNU
5/18/18	LSU	2-6	L	AUBURN	ESPNU
5/19/18	LSU	14-5	W	AUBURN	SECN
5/22/18	Kentucky	4-3 [11]	W	Hoover, Ala.	SECN
5/23/18	Ole Miss	9-3	W	Hoover, Ala.	SECN
5/24/18	Texas A&M	2-4	L	Hoover, Ala.	SECN
5/25/18	Ole Miss	0-7	L	Hoover, Ala.	SECN
6/09/18	Florida	2-8	L	Gainesville, Fla.	ESPN
6/10/18	Florida	3-2	W	Gainesville, Fla.	ESPN
6/11/18	Florida	2-3 [11]	L	Gainesville, Fla.	ESPN
3/16/19	TENNESSEE	5-2	W	AUBURN	SECN
3/26/19	Alabama	3-6	L	Montgomery, Ala.	SECN
3/30/19	South Carolina	0-4	L	Columbia, S.C.	SECN
3/31/19	South Carolina	7-5	W	Columbia, S.C.	SECN
4/25/19	Vanderbilt	6-12	L	Nashville, Tenn.	ESPNU
4/26/19	Vanderbilt	2-5	L	Nashville, Tenn.	SECN
5/4/19	ALABAMA	6-7	L	AUBURN	SECN
5/5/19	ALABAMA	17-7	W	AUBURN	SECN
5/21/19	Tennessee	5-3	W	Hoover, Ala.	SECN
5/22/19	Vanderbilt	1-11 [8]	L	Hoover, Ala.	SECN
5/23/19	LSU	3-4	L	Hoover, Ala.	SECN
5/31/19	Coastal Carolina	16-7	W	Atlanta, Ga.	ESPNU
6/1/19	Georgia Tech	6-5	W	Atlanta, Ga.	SECN
6/8/19	North Carolina	11-7	W	Chapel Hill, N.C.	ESPNU
6/9/19	North Carolina	0-2	L	Chapel Hill, N.C.	ESPN
6/10/19	North Carolina	14-7	W	Chapel Hill, N.C.	ESPNU
6/16/19	Mississippi State	4-5	L	Omaha, Neb.	ESPNU
6/19/19	Louisville	3-5	L	Omaha, Neb.	ESPN
3/10/20	GEORGIA TECH	2-6	L	AUBURN	SECN
3/13/21	LITTLE ROCK	6-0	W	AUBURN	SECN
3/27/21	KENTUCKY-2	4-6	L	AUBURN	SECN
4/11/21	MISSISSIPPI STATE	10-19	L	AUBURN	SECN
4/13/21	Georgia Tech	7-3	W	Atlanta, Ga.	ACCN
4/15/21	Alabama	7-8 [10]	L	Tuscaloosa, Ala.	SECN
4/29/21	Georgia	0-4	L	Athens, Ga.	SECN
5/1/21	Georgia	9-7	W	Athens, Ga.	SECN
5/6/21	LSU	3-8	L	AUBURN	ESPNU
5/7/21	LSU	6-9	L	AUBURN	SECN
5/25/21	Ole Miss	4-7	L	Hoover, Ala.	SECN







# SERIES RECORDS

Opponent	Overall	Home	Away	Neutral	First	Last
Acme	1-0		1-0		1983	1983
<b>Alabama</b>	<b>135-165</b>	<b>61-56</b>	<b>50-78</b>	<b>23-28</b>	<b>1896</b>	<b>2021</b>
Alabama A&M	15-0	15-0			2010	2021
Alabama Christian	3-1	2-1	1-0		1985	1985
Alabama Presbyterian	2-0		2-0		1910	1910
<b>Alabama State</b>	<b>11-1</b>	<b>11-1</b>			<b>1989</b>	<b>2016</b>
Alcorn State	2-0	2-0			2012	2012
Appalachian State	2-1	5-1			1991	2008
Arizona	2-2		1-2	1-0	1993	2012
Arizona State	3-9	3-3	0-6		2006	2011
<b>Arkansas</b>	<b>48-48</b>	<b>24-18</b>	<b>19-26</b>	<b>5-4</b>	<b>1992</b>	<b>2021</b>
Arkansas-Pine Bluff	1-0	1-0			2014	2014
Arkansas State	1-0	1-0			2011	2011
Army	2-0			2-0	2005	2018
Atlanta Baptist	3-0	3-0			1971	1972
Auburn Ramblers	1-0	1-0			1934	1934
Austin Peay	5-1	5-0	0-1		1972	1982
Baylor	0-1			0-1	2021	2021
Belmont	2-1	2-1			2012	2012
Berry College	4-0	4-0			1989	1992
Bethune-Cookman	3-1	3-1			2009	2014
Bill White's Team	1-0	1-0			1937	1937
Binghamton	2-1	2-1			2015	2015
Birmingham-Southern	31-10	24-7	7-3		1919	2006
Bona Allen	0-4		0-4		1935	1936
Boston College	4-3	4-3			2004	2021
Bradley	1-0	1-0			1946	1946
Brown	7-0	7-0			2009	2013
Bryant	3-0	3-0			2018	2018
BYU	3-0	3-0			2018	2018
California	0-1	0-1			2014	2014
Callaway Mills	2-0		2-0		1940	1940
Camp Rucker	2-0	2-0			1954	1954
Campbell	5-1	5-1			1989	2001
Centre College	4-0	4-0			1906	1908
Charleston Southern	4-0	4-0			2001	2012
Chattahoochee	2-0	2-0			1943	1943
Chattanooga	1-2	0-1	1-1		1934	1934
Chicago State	3-0	3-0			2020	2020
Cincinnati	5-0	4-0		1-0	1921	2019
Clemson	48-42-3	28-18-3	17-19	3-5	1901	2010
Cleveland State	4-0	4-0			1973	1974
Coastal Carolina	1-0			1-0	2019	2019
College of Charleston	2-2	1-0	1-0	0-2	2011	2015
Columbus State	27-7	22-1	5-6		1974	1997
Connecticut	1-0			1-0	2014	2014
Coppin State	2-0	2-0			2014	2014
Cornell	1-0	1-0			1991	1991
Cumberland	7-1	7-1			1906	1986
Davidson	15-0	15-0			1997	2010
Daytona Beach	1-0	1-0			1940	1940
Dathan	1-0	1-0			1941	1941
Duke	1-2	1-1		0-1	1923	1924
Duquesne	3-0	3-0			1997	1997
East Carolina	1-1	1-1			1990	1990
East Tennessee State	4-2	4-2			1994	2014
Eastern Illinois	2-1	2-1			2013	2013
Eastern Kentucky	0-1			0-1	1991	1991
Eastern Michigan	3-0	3-0			1995	1995
Elon	6-5	6-5			2003	2009
Fairfax Mills	1-0	1-0			1937	1937
Fairfield	4-2	1-1			1978	1978
Faulkner	2-0	2-0	2-0		1987	1985
Ferris State	2-0	2-0			1987	1987
Florida	134-119-2	65-58	63-73	6-8-2	1913	2021
Florida A&M	4-0	4-0			2012	2017
Florida Atlantic	3-1	3-0		0-1	1998	2010
Florida International	4-2	4-2			1983	1984
Florida Southern	2-0		1-0	1-0	1950	1956
*Florida State	44-75	18-21	19-42	1-1	1904	2017
Fort Benning	26-13	14-5	12-8		1921	1955
Furman	6-2	3-0	3-2		1920	2000
Gadsden	1-0		1-0		1940	1940
George Washington	3-1	3-1			2017	2017
*Georgia	181-169-4	86-64-4	75-88	4-7	1896	2021
Georgia College	2-0	2-0			1992	1993
Georgia Southwestern	12-0	11-0	1-0		1978	1993
Georgia Southern	4-1	3-1		1-0	2009	2019
Georgia State	16-1	14-0	2-1		1979	2018
*Georgia Tech	122-112-6	65-46-2	56-63-2	1-1-2	1897	2021
Goodyear	1-3-1	1-2-1	0-1		1935	1938
Gunter Field	1-2	1-1	0-1		1943	1943
Hamilton Ontario	1-0	1-0			1940	1940
Hiram College (Ohio)	1-0			1-0	1973	1973
Hofstra	12-0	12-0			2004	2007
Holy Cross	3-0	3-0			2017	2017
Houston	2-0	1-1		1-0	1976	1989
Howard	1-1	0-1	1-0		1961	1961
Huntingdon	16-5	13-3	3-2		1964	1992
Illinois	2-2	2-2			1925	1927
Illinois-Chicago	4-0	4-0			2020	2020
Illinois State	2-3	2-3			1983	1991
Indiana	4-1	3-1		1-0	1921	1996
Indiana SE	1-0	1-0			1981	1981
Indiana State	5-0	4-0		1-0	1968	2014
Jackson State	1-1	1-1			1981	1982
Jacksonville	11-8	3-2	4-6	4-0	1969	2007
<b>Jacksonville State</b>	<b>23-17</b>	<b>19-14</b>	<b>4-2</b>	<b>0-1</b>	<b>1972</b>	<b>2021</b>
<b>Kentucky</b>	<b>80-48</b>	<b>39-23</b>	<b>35-23</b>	<b>4-0</b>	<b>1956</b>	<b>2021</b>
<b>Kennesaw State</b>	<b>6-3</b>	<b>3-2</b>	<b>3-1</b>		<b>2013</b>	<b>2017</b>
LaGrange	6-0	6-0			1987	1991
Lanett	8-2-1	2-1	6-1-1		1932	1951
Liberty	2-0	1-0		1-0	1998	2000
Lincoln Memorial	4-1	4-1			1990	1992
Lipscomb	4-2	3-2	1-0		2007	2021
Little Rock	2-1	2-1			2021	2021
Longwood	3-0	3-0			2018	2018
<b>LSU</b>	<b>75-109</b>	<b>42-45</b>	<b>29-55</b>	<b>4-9</b>	<b>1907</b>	<b>2021</b>
Louisiana-Lafayette	2-0	2-0			1992	1992
Louisville	3-1	3-0		0-1	1975	2019
Loyola (N.O.)	5-1	1-1	4-0		1926	1970
Maine	4-1	4-0		0-1	1976	2013
Marietta	1-0	1-0			1975	1975
Marion	7-1	2-1	5-0		1907	1917
Marshall	7-0	7-0			1977	2002
Maryland	2-1	1-1		1-0	1974	1999
Maxwell Field/AFB	4-0	2-0	2-0		1942	1947
Memphis	7-4	7-2	0-2		1974	2018

Opponent	Overall	Home	Away	Neutral	First	Last
*Mercer	103-47-1	60-12	34-34-1	3-0	1895	2015
Miami (Fla.)	7-1	5-0	2-0	0-1	1946	1994
Miami (Ohio)	5-2	3-0			1971	2010
Michigan	4-3-1	2-1		2-2	1971	1993
Michigan State	4-3	2-1		2-2	1941	2016
<b>Middle Tennessee</b>	<b>15-4</b>	<b>10-3</b>	<b>2-0</b>	<b>3-1</b>	<b>1973</b>	<b>2013</b>
Mignon Mills	1-0	1-0			1948	1948
Minnesota	2-0	1-0		1-0	1999	2001
Mississippi College	2-0	2-0			1937	1937
<b>Mississippi State</b>	<b>93-113-1</b>	<b>51-43</b>	<b>35-59</b>	<b>7-11-1</b>	<b>1908</b>	<b>2021</b>
Mississippi Valley State	1-0	1-0			2008	2008
Missouri	7-13	3-7	4-5	0-1	1996	2021
*Montgomery	1-2	1-0	0-2		1900	1952
Montevallo	12-0	9-0	3-0		1978	1988
Morehead State	7-0	7-0			1990	2015
Murray State	5-0	5-0			1994	2002
Navy	1-0			1-0	1971	1971
New Orleans	4-3	2-0	2-3		1976	2010
New York Tech	1-0			1-0	2011	2011
North Alabama	5-0	5-0			1975	2021
North Carolina	9-2-1	3-1	5-1	1-0-1	1923	2019
UNC Asheville	3-0	3-0			1999	1999
UNC Charlotte	5-0	5-0			1998	2000
UNC Greensboro	8-0	8-0			1995	2007
UNC Wilmington	5-0	5-0			1989	1992
North Carolina State	2-1		1-0	1-1	1993	2018
North Georgia	2-0-1	2-0-1			1908	1908
Northeastern	3-1	2-1		1-0	2018	2018
Northern Illinois	0-1	0-1			1993	1993
Northwestern	1-0			1-0	1999	1999
Notre Dame	4-0	3-0		1-0	1976	1994
Oakland	2-0	2-0			2000	2020
*Oglethorpe	37-21-2	20-12-1	16-9-1		1919	1969
Ohio	9-1	9-1			1976	1990
Ohio State	4-4	1-3		3-1	1924	2014
<b>Oklahoma</b>	<b>1-5</b>			<b>1-5</b>	<b>1992</b>	<b>2021</b>
Oklahoma State	1-1	1-0		0-1	1993	1993
Old Dominion	2-0	1-0		1-0	1986	1994
<b>Ole Miss</b>	<b>88-94-1</b>	<b>51-36</b>	<b>33-54-1</b>	<b>4-4</b>	<b>1938</b>	<b>2021</b>
Opelika	4-1		4-1		1949	1951
Oral Roberts	2-1	2-1			2016	2016
Pennsylvania	1-0			1-0	1995	1995
Penn State	3-0	3-0			1995	1995
Pepperdine	0-1			0-1	1993	1993
Phenix City	1-0		1-0		1946	1946
Presbyterian	8-2	8-2			2012	2021
Princeton	1-0	1-0			2003	2003
Purdue	6-3	6-3			1940	2012
Radford	12-1	12-1			1994	2015
Rice	1-0			1-0	1997	1997
Richmond	5-0	5-0			1986	1988
Rider	4-0	3-0		1-0	1967	1988
Riverview	1-0		1-0		1942	1942
Rutgers	1-1			1-1	1998	1998
Sacramento State	1-2	1-2			2016	2016
<b>Samford</b>	<b>74-25-1</b>	<b>45-13-1</b>	<b>24-7</b>	<b>3-2</b>	<b>1909</b>	<b>2021</b>
Seon Hall	1-1			1-1	1987	1987
Sewanee	2-4		2-4		1897	1926
Shawmut Mills	3-0	3-0			1934	1937
Siena	1-0	1-0			1994	1994
Sierra Heights	1-0	1-0			1984	1984
<b>South Alabama</b>	<b>27-57</b>	<b>14-20</b>	<b>10-26</b>	<b>1-1</b>	<b>1968</b>	<b>2019</b>
<b>South Carolina</b>	<b>27-47</b>	<b>13-22</b>	<b>12-21</b>	<b>2-4</b>	<b>1927</b>	<b>2019</b>
South Florida	2-1	1-0		1-0	1981	1998
Southeast Louisiana	2-1	2-1		1-0	1989	1981
Southeast Missouri	2-1	2-1			2010	2010
Southern	2-1	2-1			2016	2016
Southern (Ala.)	7-3	3-2	4-1		1900	1917
Southern Benedictine	1-0	1-0			1979	1979
Southern Illinois	0-1			0-1	1970	1970
Southern Mississippi	5-2	1-1	2-0	2-1	1968	2016
Spring Hill	8-1-1	2-1-1	6-0		1959	1984
Springfield	0-1			0-1	1967	1967
St. Louis (NL)	0-1		0-1		1935	1935
Stanford	0-4			0-4	1967	1997
Stetson	0-2			0-2	2000	2000
Tallahadega	2-0		2-0		1947	1947
Tallassee	1-0		1-0		1939	1939
Tampa	3-1	2-1		1-0	1950	1993
<b>Tennessee</b>	<b>96-39</b>	<b>51-19</b>	<b>39-19</b>	<b>1-0</b>	<b>1948</b>	<b>2019</b>
Tennessee Martin	2-0	2-0			2019	2019
Tennessee St.	2-0	2-0			1993	1993
<b>Tennessee Tech</b>	<b>1-0</b>			<b>1-0</b>	<b>2017</b>	<b>2017</b>
Texas	2-0-1	1-0-1</				





RESULTS VS. OPPONENTS

ACME (AU leads, 1-0)

YEAR	RESULT	LOCATION	DATE
1943	W, 4-2	Acme	5/6

ALABAMA (AU trails, 165-135)

YEAR	RESULT	LOCATION	DATE
1896	W, 12-9	Auburn, Ala.	5/15
1896	W, 14-8	Auburn, Ala.	5/15
1897	PPD	Tuscaloosa, Ala.	5/7
1897	PPD	Tuscaloosa, Ala.	5/8
1899	W, 10-4	Tuscaloosa, Ala.	5/11
1899	L, 5-6	Tuscaloosa, Ala.	5/12
1899	W, 7-5	Tuscaloosa, Ala.	5/13
1900	W, 10-4	Montgomery, Ala.	4/27
1900	L, 5-9	Montgomery, Ala.	4/28
1900	L, 4-5	Montgomery, Ala.	4/28
1901	L, 1-5	Tuscaloosa, Ala.	4/26
1901	L, 1-9	Tuscaloosa, Ala.	4/27
1901	L, 2-5	Tuscaloosa, Ala.	4/27
1902	L, 2-18	Selma, Ala.	4/11
1902	L, 0-11	Selma, Ala.	4/12
1902	L, 0-11	Selma, Ala.	4/12
1903	W, 6-5	Selma, Ala.	5/1
1903	L, 3-10	Selma, Ala.	5/2
1903	L, 0-3	Selma, Ala.	5/2
1904	L, 4-6	Tuscaloosa, Ala.	4/14
1904	L, 1-8	Tuscaloosa, Ala.	4/15
1904	W, 5-4	Tuscaloosa, Ala.	4/16
1905	L, 2-3	Auburn, Ala.	4/13
1905	W, 4-3	Auburn, Ala.	4/14
1905	W, 6-5	Auburn, Ala.	4/15
1906	W, 14-0	Tuscaloosa, Ala.	4/20
1906	W, 7-4	Tuscaloosa, Ala.	4/21
1907	L, 1-2	Auburn, Ala.	4/25
1907	W, 12-4	Auburn, Ala.	4/26
1907	L, 5-8	Auburn, Ala.	4/27
1908	L, 1-3	Tuscaloosa, Ala.	4/23
1908	L, 1-9	Tuscaloosa, Ala.	4/25
1908	L, 0-1	Tuscaloosa, Ala.	4/25
1949	L, 3-4	Tuscaloosa, Ala.	5/13
1949	L, 7-20	Tuscaloosa, Ala.	5/14
1949	L, 3-12	Auburn, Ala.	5/20
1949	L, 0-4	Auburn, Ala.	5/21
1950	L, 1-17	Auburn, Ala.	5/3
1950	L, 0-17	Auburn, Ala.	5/4
1950	L, 7-9	Tuscaloosa, Ala.	5/13
1951	L, 4-5	Tuscaloosa, Ala.	4/18
1951	L, 5-6	Auburn, Ala.	4/30
1951	W, 2-0	Auburn, Ala.	5/1
1952	L, 1-5	Auburn, Ala.	4/21
1952	W, 8-4	Auburn, Ala.	4/22
1952	W, 14-6	Tuscaloosa, Ala.	4/25
1952	W, 10-8 (10)	Tuscaloosa, Ala.	4/26
1953	L, 1-7	Auburn, Ala.	4/3
1953	L, 0-6	Auburn, Ala.	4/4
1953	W, 9-4	Tuscaloosa, Ala.	5/8
1953	L, 4-7	Tuscaloosa, Ala.	5/9
1954	W, 4-1	Auburn, Ala.	4/2
1954	W, 2-1	Auburn, Ala.	4/3
1954	L, 2-5	Tuscaloosa, Ala.	5/4
1954	L, 1-4	Tuscaloosa, Ala.	5/4
1955	L, 1-3	Tuscaloosa, Ala.	5/2
1955	L, 2-10	Tuscaloosa, Ala.	5/3
1955	L, 6-14	Auburn, Ala.	5/6
1955	L, 6-9	Auburn, Ala.	5/7
1956	L, 11-13	Auburn, Ala.	4/16
1956	L, 11-13	Auburn, Ala.	4/17
1956	L, 1-6	Tuscaloosa, Ala.	1-6
1956	L, 2-4	Tuscaloosa, Ala.	2-4
1957	W, 11-8	Tuscaloosa, Ala.	4/30
1957	L, 4-8	Tuscaloosa, Ala.	5/4
1957	L, 6-16	Auburn, Ala.	5/6
1957	L, 7-10	Auburn, Ala.	5/7
1958	L, 5-7	Tuscaloosa, Ala.	4/18
1958	L, 5-7	Auburn, Ala.	4/22
1958	W, 9-3	Auburn, Ala.	4/25
1958	W, 3-2 (14)	Tuscaloosa, Ala.	5/14
1958	W, 5-4	Tuscaloosa, Ala.	5/15
1959	W, 8-6	Auburn, Ala.	4/6
1959	W, 8-6	Tuscaloosa, Ala.	5/4
1960	W, 11-10	Auburn, Ala.	4/5
1962	L, 6-7 (10)	Tuscaloosa, Ala.	5/2
1962	L, 5-11	Auburn, Ala.	5/7
1967	L, 0-3	Auburn, Ala.	3/28
1967	W, 7-6	Tuscaloosa, Ala.	4/25
1968	L, 1-2	Tuscaloosa, Ala.	4/2
1968	L, 2-9	Auburn, Ala.	4/30
1969	L, 1-2	Tuscaloosa, Ala.	4/15
1969	W, 5-1	Auburn, Ala.	5/6
1970	L, 1-8	Tuscaloosa, Ala.	4/21
1970	W, 3-2 (11)	Auburn, Ala.	5/5
1971	W, 12-8	Auburn, Ala.	4/23
1971	L, 5	Tuscaloosa, Ala.	5/4
1972	W, 3-0	Auburn, Ala.	4/4
1972	L, 6-8	Auburn, Ala.	4/4
1972	W, 8-4	Tuscaloosa, Ala.	4/25

1972	L, 1-9	Tuscaloosa, Ala.	4/25
1973	W, 3-2	Tuscaloosa, Ala.	4/3
1973	L, 3-6	Tuscaloosa, Ala.	4/3
1973	W, 6-3	Auburn, Ala.	4/24
1973	W, 7-4	Auburn, Ala.	4/24
1974	W, 4-1	Tuscaloosa, Ala.	4/9
1974	W, 2-1	Tuscaloosa, Ala.	4/9
1974	W, 6-2	Auburn, Ala.	4/16
1974	L, 0-6	Auburn, Ala.	4/16
1975	L, 0-2	Tuscaloosa, Ala.	4/8
1975	W, 12-0	Tuscaloosa, Ala.	4/8
1975	W, 4-3	Auburn, Ala.	5/6
1975	L, 2-6	Auburn, Ala.	5/6
1976	W, 4-0	Tuscaloosa, Ala.	3/8
1976	W, 5-2	Tuscaloosa, Ala.	3/8
1976	W, 11-5	Tuscaloosa, Ala.	3/9
1977	L, 5-11	Tuscaloosa, Ala.	4/9
1977	W, 5-2	Tuscaloosa, Ala.	4/9
1977	L, 5-12	Tuscaloosa, Ala.	4/10
1978	L, 5-9	Tuscaloosa, Ala.	3/4
1978	W, 5-3	Tuscaloosa, Ala.	3/5
1978	W, 3-1	Tuscaloosa, Ala.	3/5
1978	W, 13-5	Auburn, Ala.	4/8
1978	W, 11-5	Auburn, Ala.	4/8
1978	W, 12-2 (6)	Auburn, Ala.	4/9
1979	W, 10-2 (7)	Auburn, Ala.	3/31
1979	W, 3-2 (7)	Auburn, Ala.	3/31
1979	W, 9-4	Auburn, Ala.	4/1
1979	W, 11-4 (7)	Tuscaloosa, Ala.	5/5
1979	L, 1-4 (7)	Tuscaloosa, Ala.	5/5
1979	L, 3-4	Tuscaloosa, Ala.	5/6
1980	W, 10-7 (7)	Tuscaloosa, Ala.	3/28
1980	W, 3-2 (7)	Tuscaloosa, Ala.	3/29
1980	L, 3-8	Tuscaloosa, Ala.	3/30
1980	W, 5-3 (7)	Auburn, Ala.	5/3
1980	W, 8-5 (7)	Auburn, Ala.	5/4
1980	W, 5-4 (7)	Auburn, Ala.	5/4
1981	L, 1-2 (7)	Auburn, Ala.	3/28
1981	L, 0-2 (7)	Auburn, Ala.	3/28
1981	L, 3-8	Auburn, Ala.	3/29
1981	L, 3-10 (7)	Tuscaloosa, Ala.	5/2
1981	L, 5-6 (8)	Tuscaloosa, Ala.	5/2
1981	L, 3-13	Auburn, Ala.	5/3
1982	L, 7-8 (10)	Tuscaloosa, Ala.	3/27
1982	L, 5-8 (7)	Tuscaloosa, Ala.	3/28
1982	L, 10-11 (8)	Tuscaloosa, Ala.	3/28
1982	W, 8-7 (8)	Auburn, Ala.	5/1
1982	W, 8-5 (8)	Auburn, Ala.	5/1
1982	L, 9-14	Auburn, Ala.	5/2
1983	L, 3-12	Birmingham, Ala.	3/31
1983	L, 5-6	Tuscaloosa, Ala.	4/2
1983	L, 2-3	Tuscaloosa, Ala.	4/3
1983	W, 7-6	Tuscaloosa, Ala.	4/3
1983	L, 1-9	Auburn, Ala.	5/7
1983	L, 4-6	Auburn, Ala.	5/7
1983	L, 5-13	Auburn, Ala.	5/8
1984	L, 0-6 (7)	Tuscaloosa, Ala.	3/25
1984	W, 6-4 (7)	Tuscaloosa, Ala.	3/25
1984	L, 13-15	Birmingham, Ala.	4/23
1984	W, 3-2 (7)	Auburn, Ala.	4/28
1984	W, 2-1 (7)	Auburn, Ala.	4/28
1984	L, 2-6	Auburn, Ala.	4/29
1985	W, 4-2 (7)	Auburn, Ala.	3/2
1985	L, 2-4 (7)	Auburn, Ala.	3/2
1985	W, 9-7	Auburn, Ala.	3/3
1985	L, 2-3 (7)	Tuscaloosa, Ala.	4/6
1985	W, 17-8 (7)	Tuscaloosa, Ala.	4/6
1985	W, 10-6	Tuscaloosa, Ala.	4/7
1985	W, 10-6	Tuscaloosa, Ala.	5/2
1986	L, 6-12	Mobile, Ala.	4/9
1986	L, 0-7 (7)	Tuscaloosa, Ala.	4/19
1986	L, 1-3 (7)	Tuscaloosa, Ala.	4/19
1986	L, 1-5	Tuscaloosa, Ala.	4/20
1986	W, 10-1	Tuscaloosa, Ala.	4/20
1986	L, 8-13	Tuscaloosa, Ala.	4/20
1986	L, 7-8 (11)	Tuscaloosa, Ala.	4/20
1987	W, 7-2 (7)	Auburn, Ala.	4/25
1987	L, 4-9 (7)	Auburn, Ala.	4/25
1987	W, 9-4	Auburn, Ala.	4/26
1987	W, 6-0	Huntsville, Ala.	5/12
1988	W, 3-1 (11)	Huntsville, Ala.	4/12
1988	L, 2-12 (7)	Tuscaloosa, Ala.	4/23
1988	L, 6-7 (7)	Tuscaloosa, Ala.	4/24
1988	L, 1-6	Dothan, Ala.	4/27
1989	W, 21-9	Huntsville, Ala.	3/30
1989	L, 5-7 (11)	Auburn, Ala.	4/22
1989	W, 2-0 (7)	Auburn, Ala.	4/22
1989	L, 7-9	Auburn, Ala.	4/23
1989	L, 6-8	Dothan, Ala.	5/3
1990	W, 7-6	Auburn, Ala.	4/21
1990	W, 2-0 (7)	Auburn, Ala.	4/21
1990	W, 9-5	Auburn, Ala.	4/22
1990	L, 2-9	Montgomery, Ala.	4/24
1990	L, 8-11	Huntsville, Ala.	4/30
1991	W, 19-11	Tuscaloosa, Ala.	4/20
1991	W, 17-8 (7)	Tuscaloosa, Ala.	4/20

1991	L, 6-7	Tuscaloosa, Ala.	4/21
1991	W, 11-2	Montgomery, Ala.	4/23
1992	L, 1-7	Montgomery, Ala.	3/26
1992	W, 7-5	Dothan, Ala.	4/7
1992	L, 6-7	Tuscaloosa, Ala.	5/9
1992	W, 5-2 (7)	Tuscaloosa, Ala.	5/9
1992	W, 9-7	Tuscaloosa, Ala.	5/10
1993	L, 5-6	Huntsville, Ala.	3/24
1993	W, 11-3	Montgomery, Ala.	5/14
1993	L, 0-11	Auburn, Ala.	5/15
1993	W, 2-1	Auburn, Ala.	5/16
1993	W, 13-4	Baton Rouge, La.	5/20
1994	W, 8-7	Montgomery, Ala.	5/4
1994	L, 5-6	Huntsville, Ala.	5/12
1994	W, 5-4	Tuscaloosa, Ala.	5/13
1994	W, 6-3	Tuscaloosa, Ala.	5/14
1995	W, 6-1	Hoover, Ala.	3/29
1995	W, 10-8	Huntsville, Ala.	4/4
1995	L, 5-10	Montgomery, Ala.	5/12
1995	W, 3-1	Auburn, Ala.	5/13
1995	L, 4-7	Auburn, Ala.	5/14
1996	L, 0-2	Montgomery, Ala.	4/2
1996	L, 0-1	Tuscaloosa, Ala.	5/10
1996	L, 1-7	Hoover, Ala.	5/11
1996	L, 0-4	Tuscaloosa, Ala.	5/12
1997	W, 13-8	Auburn, Ala.	4/12
1997	L, 7-22	Auburn, Ala.	4/13
1997	L, 11-12 (11)	Auburn, Ala.	4/14
1998	L, 7-9	Tuscaloosa, Ala.	5/8
1998	W, 15-4 (8)	Tuscaloosa, Ala.	5/9
1998	L, 4-10	Tuscaloosa, Ala.	5/10
1998	W, 11-8	Columbus, Ga.	5/13
1998	L, 3-4	Columbus, Ga.	5/16
1998	W, 9-1	Columbus, Ga.	5/16
1999	W, 15-4	Auburn, Ala.	3/26
1999	W, 10-2	Auburn, Ala.	3/27
1999	L, 4-10	Auburn, Ala.	3/28
2000	L, 2-7	New Orleans, La.	2/20
2000	L, 2-3	Tuscaloosa, Ala.	5/5
2000	W, 6-3	Tuscaloosa, Ala.	5/6
2000	L, 4-13	Tuscaloosa, Ala.	5/7
2001	W, 5-4 (11)	Auburn, Ala.	4/20
2001	W, 7-5	Auburn, Ala.	4/21
2001	W, 10-5	Auburn, Ala.	4/22
2002	L, 6-8	Tuscaloosa, Ala.	4/26
2002	L, 5-6	Tuscaloosa, Ala.	4/27
2002	L, 0-7	Tuscaloosa, Ala.	4/28
2002	L, 3-6	Tuscaloosa, Ala.	6/1
2003	W, 10-2	Auburn, Ala.	4/4
2003	L, 2-3	Auburn, Ala.	4/5
2003	W, 7-6	Auburn, Ala.	4/6
2003	L, 5-7	Hoover, Ala.	5/23
2003	L, 3-13 (7)	Hoover, Ala.	5/24
2004	W, 8-2	Tuscaloosa, Ala.	4/16
2004	W, 7-1	Tuscaloosa, Ala.	4/17
2004	L, 0-19	Tuscaloosa, Ala.	4/18
2005	W, 8-1	Auburn, Ala.	5/20
2005	L, 6-8	Auburn, Ala.	5/21
2005	L, 9-11	Auburn, Ala.	5/22
2006	L, 5-6 (10)	Tuscaloosa, Ala.	4/28
2006	W, 7-6	Tuscaloosa, Ala.	4/29
2006	L, 1-9	Tuscaloosa, Ala.	4/30
2007	W, 12-5	Auburn, Ala.	4/20
2007	W, 6-3	Auburn, Ala.	4/21
2007	L, 4-12	Auburn, Ala.	4/22
2008	W, 5-4	Tuscaloosa, Ala.	4/25
2008	L, 4-5	Tuscaloosa, Ala.	4/26
2008	L, 7-17	Tuscaloosa, Ala.	4/27
2009	W, 8-7	Montgomery, Ala.	3/10
2009	W, 3-2 (10)	Auburn, Ala.	5/14
2009	W, 3-1	Auburn, Ala.	5/15
2009	L, 3-13 (7)	Auburn, Ala.	5/16
2010	W, 8-6	Montgomery, Ala.	3/24
2010	L, 5-10	Tuscaloosa, Ala.	4/2
2010	L, 5-6	Tuscaloosa, Ala.	4/3
2010	W, 7-1	Tuscaloosa, Ala.	4/4
2010	L, 1-7	Hoover, Ala.	5/26
2011	W, 2-1	Montgomery, Ala.	3/15
2011	W, 7-5	Auburn, Ala.	5/14
2011	W, 8-7	Auburn, Ala.	5/14
2011	L, 6-7	Auburn, Ala.	5/15
2012	W, 8-3	Montgomery, Ala.	3/6
2012	L, 6-10	Tuscaloosa, Ala.	4/6
2012	L, 3-4	Tuscaloosa, Ala.	4/7
2012	L, 2-6	Tuscaloosa, Ala.	



# RESULTS VS. OPPONENTS

## ARKANSAS (Series tied, 48-48)

YEAR	RESULT	LOCATION	DATE
1992	L, 7-9	Fayetteville, Ark.	4/11
1992	L, 1-4 (7)	Fayetteville, Ark.	4/11
1992	W, 14-4	Fayetteville, Ark.	4/12
1993	L, 7-8	Auburn, Ala.	4/17
1993	W, 6-1 (7)	Auburn, Ala.	4/17
1993	W, 8-3	Auburn, Ala.	4/18
1993	W, 3-1	Baton Rouge, La.	5/21
1994	L, 6-7	Fayetteville, Ark.	4/15
1994	W, 6-3	Fayetteville, Ark.	4/16
1994	L, 0-10	Fayetteville, Ark.	4/17
1994	W, 3-1 (17)	Oxford, Miss.	5/19
1995	W, 7-1	Auburn, Ala.	4/14
1995	W, 3-1	Auburn, Ala.	4/15
1995	W, 11-7	Auburn, Ala.	4/16
1996	L, 2-9	Fayetteville, Ark.	4/13
1996	L, 6-9	Fayetteville, Ark.	4/13
1996	W, 4-2	Fayetteville, Ark.	4/14
1997	W, 11-4	Auburn, Ala.	4/18
1997	L, 5-9	Auburn, Ala.	4/19
1997	W, 12-3	Auburn, Ala.	4/20
1997	W, 7-3	Columbus, Ga.	5/14
1998	W, 11-2	Fayetteville, Ark.	4/10
1998	W, 6-5	Fayetteville, Ark.	4/11
1998	L, 2-4	Fayetteville, Ark.	4/12
1998	W, 7-5	Columbus, Ga.	5/17
1999	W, 11-4	Auburn, Ala.	3/12
1999	L, 9-20	Auburn, Ala.	3/13
1999	W, 13-12	Auburn, Ala.	3/14
1999	W, 3-2 (11)	Hoover, Ala.	5/20
1999	L, 5-9	Hoover, Ala.	5/22
1999	L, 6-9	Hoover, Ala.	5/22
2000	W, 11-6	Fayetteville, Ark.	3/17
2000	W, 10-7	Fayetteville, Ark.	3/18
2000	W, 21-11	Fayetteville, Ark.	3/19
2001	W, 10-1	Auburn, Ala.	4/13
2001	W, 11-4	Auburn, Ala.	4/14
2001	W, 10-5	Auburn, Ala.	4/15
2002	L, 5-18	Fayetteville, Ark.	5/17
2002	W, 7-3 (10)	Fayetteville, Ark.	5/18
2002	L, 1-4	Fayetteville, Ark.	5/19
2002	L, 5-8	Hoover, Ala.	5/23
2003	L, 7-9	Auburn, Ala.	4/18
2003	L, 6-11	Auburn, Ala.	4/19
2003	W, 5-2	Auburn, Ala.	4/20
2004	L, 7-9	Fayetteville, Ark.	5/21
2004	W, 7-4	Fayetteville, Ark.	5/22
2004	L, 3-15	Fayetteville, Ark.	5/23
2005	W, 5-4	Auburn, Ala.	4/1
2005	W, 8-7	Auburn, Ala.	4/2
2005	L, 6-8	Auburn, Ala.	4/3
2006	L, 3-6	Fayetteville, Ark.	5/18
2006	L, 5-10	Fayetteville, Ark.	5/19
2006	L, 2-11	Fayetteville, Ark.	5/20
2007	L, 1-12	Auburn, Ala.	4/27
2007	W, 11-9	Auburn, Ala.	4/28
2007	L, 1-8	Auburn, Ala.	4/29
2008	W, 5-2	Fayetteville, Ark.	4/4
2008	L, 4-5	Fayetteville, Ark.	4/5
2008	W, 12-10 (10)	Fayetteville, Ark.	4/6
2009	L, 2-3	Auburn, Ala.	3/20
2009	L, 6-10	Auburn, Ala.	3/21
2009	L, 6-12	Auburn, Ala.	3/22
2010	L, 4-9	Fayetteville, Ark.	4/30
2010	W, 8-7	Fayetteville, Ark.	5/1
2010	W, 13-2	Fayetteville, Ark.	5/2
2011	L, 5-6 (11)	Auburn, Ala.	3/18
2011	W, 9-5	Auburn, Ala.	3/19
2011	W, 8-7	Auburn, Ala.	3/20
2012	W, 3-2 (10)	Fayetteville, Ark.	5/10
2012	L, 4-5	Fayetteville, Ark.	5/11
2012	W, 12-5	Fayetteville, Ark.	5/12
2013	W, 3-0	Auburn, Ala.	5/16
2013	L, 0-1	Auburn, Ala.	5/17
2013	W, 11-6	Auburn, Ala.	5/18
2014	W, 2-1	Fayetteville, Ark.	4/25
2014	L, 3-4 (10)	Fayetteville, Ark.	4/26
2014	W, 7-2	Fayetteville, Ark.	4/26
2015	L, 7-10	Auburn, Ala.	4/3
2015	W, 3-2	Auburn, Ala.	4/4
2015	L, 4-6	Auburn, Ala.	4/5
2016	L, 2-3	Fayetteville, Ark.	3/25
2016	L, 7-14	Fayetteville, Ark.	3/26
2016	L, 1-3	Fayetteville, Ark.	3/27
2017	W, 15-2	Auburn, Ala.	4/21
2017	L, 3-7	Auburn, Ala.	4/22
2017	W, 11-6	Auburn, Ala.	4/23
2017	L, 0-12 (7)	Hoover, Ala.	5/25
2018	L, 1-2	Fayetteville, Ark.	4/6
2018	L, 2-13	Fayetteville, Ark.	4/7
2018	L, 4-5	Fayetteville, Ark.	4/8
2019	W, 6-3	Auburn, Ala.	4/5
2019	L, 6-9 (15)	Auburn, Ala.	4/5
2019	L, 0-8	Auburn, Ala.	4/6
2021	W, 2-1	Fayetteville, Ark.	4/1

2021	L, 5-6	Fayetteville, Ark.	4/2
2021	L, 5-6 (10)	Fayetteville, Ark.	4/3

## ARKANSAS-PB (AU leads, 1-0)

Year	Result	Location	Date
2014	W, 2-1	Auburn, Ala.	2/21

## ARKANSAS ST. (AU leads, 1-0)

Year	Result	Location	Date
2011	W, 12-5	Auburn, Ala.	2/18

## ARMY (AU leads, 2-0)

Year	Result	Location	Date
2005	W, 12-3	Tallahassee, Fla.	6/5
2018	W, 12-1	Raleigh, N.C.	6/2

## ATLANTA BAPTIST (AU leads, 3-0)

Year	Result	Location	Date
1971	W, 8-6		5/3
1972	W, 8-4	Auburn, Ala.	4/12
1972	W, 11-2	Auburn, Ala.	4/26

## AU RAMBLERS (AU leads, 1-0)

Year	Result	Location	Date
1934	W	Auburn, Ala.	

## AUSTIN PEAY (AU leads, 5-1)

Year	Result	Location	Date
1972	W, 16-5	Auburn, Ala.	3/16
1972	L, 4-13	Auburn, Ala.	3/16
1977	W, 6-5	Clarksville, Tenn.	3/17
1978	W, 14-9	Auburn, Ala.	3/10
1979	W, 6-1	Auburn, Ala.	3/22
1982	W, 13-10	Auburn, Ala.	3/18

## BAYLOR (AU trails, 0-1)

Year	Result	Location	Date
2021	L, 6-12	Round Rock, Texas	2/27

## BELMONT (AU leads, 2-1)

Year	Result	Location	Date
2012	W, 6-5	Auburn, Ala.	3/9
2012	W, 3-2	Auburn, Ala.	3/10
2012	L, 1-3	Auburn, Ala.	3/11

## BERRY COLLEGE (AU leads, 4-0)

Year	Result	Location	Date
1989	W, 14-4	Auburn, Ala.	4/27
1990	W, 9-3	Auburn, Ala.	5/2
1991	W, 18-10	Auburn, Ala.	4/11
1992	W, 6-0	Auburn, Ala.	2/24

## BETHUNE-COOKMAN (AU leads, 3-1)

Year	Result	Location	Date
2009	W, 6-3	Auburn, Ala.	4/8
2011	W, 9-2	Auburn, Ala.	3/1
2011	L, 2-5	Auburn, Ala.	3/2
2014	W, 9-1	Auburn, Ala.	5/6

## BILL WHITE'S TM (AU leads, 1-0)

Year	Result	Location	Date
1937	W, 6-0	Auburn, Ala.	4/26

## BINGHAMTON (AU leads, 2-1)

Year	Result	Location	Date
2015	W, 2-0	Auburn, Ala.	2/13
2015	L, 5-11	Auburn, Ala.	2/14
2015	W, 13-2	Auburn, Ala.	2/15

## B'HAM SOUTHERN (AU leads, 31-10)

Year	Result	Location	Date
1919	W, 15-3	Auburn, Ala.	5/3
1919	W, 11-2	Auburn, Ala.	5/4
1922	W, 5-0	Auburn, Ala.	4/8
1922	L, 1-2	Auburn, Ala.	4/8
1924	L, 6-7	Birmingham, Ala.	4/26
1925	W, 13-5	Birmingham, Ala.	3/27
1925	W, 7-0	Birmingham, Ala.	3/28
1926	W, 2-0	Birmingham, Ala.	4/23
1926	W, 3-0	Auburn, Ala.	4/24
1929	W, 8-6	Auburn, Ala.	4/5
1929	W, 16-5	Auburn, Ala.	4/6
1936	W, 11-4	Auburn, Ala.	4/24
1936	L, 0-3	Auburn, Ala.	4/25
1951	W, 15-2	Auburn, Ala.	3/24
1951	W, 6-4	Birmingham, Ala.	5/2
1975	W, 5-3	Auburn, Ala.	3/7
1975	W, 6-3	Auburn, Ala.	3/7
1976	W, 4-1	Auburn, Ala.	3/3
1976	W, 13-4	Birmingham, Ala.	5/3
1977	W, 8-6	Birmingham, Ala.	4/5
1977	W, 8-5	Auburn, Ala.	4/20
1978	W, 12-2	Auburn, Ala.	4/27
1979	L, 2-6	Birmingham, Ala.	4/17
1981	L, 3-8	Birmingham, Ala.	4/5
1981	W, 4-3 (5)	Auburn, Ala.	5/10

1982	L, 10-12	Auburn, Ala.	4/28
1985	W, 15-7	Birmingham, Ala.	3/6
1985	W, 11-3	Auburn, Ala.	4/12
1986	L, 3-7	Auburn, Ala.	
1987	W, 9-0	Auburn, Ala.	4/15
1988	W, 14-3	Auburn, Ala.	4/13
1989	W, 7-0	Auburn, Ala.	4/12
1990	W, 5-4 (11)	Auburn, Ala.	4/25
1991	W, 12-4	Auburn, Ala.	4/24
1992	W, 13-5	Auburn, Ala.	4/16
1993	W, 16-4	Auburn, Ala.	3/31
1994	W, 11-4	Auburn, Ala.	4/13
1995	L, 6-7 (10)	Auburn, Ala.	2/21
2006	L, 1-6	Auburn, Ala.	3/10
2006	W, 4-2	Auburn, Ala.	3/11
2006	L, 1-7	Auburn, Ala.	3/12

## BONA ALLEN (AU trails, 0-4)

Year	Result	Location	Date
1935	L, 0-17	Buford, Ga.	4/12
1935	L, 1-6	Buford, Ga.	4/13
1936	L, 0-9	Buford, Ga.	5/6
1936	L, 0-2	Buford, Ga.	5/7

## BOSTON COLLEGE (AU leads, 4-3)

Year	Result	Location	Date
2004	W, 6-5 (10)	Auburn, Ala.	2/20
2004	L, 4-11	Auburn, Ala.	2/21
2004	W, 2-1	Auburn, Ala.	2/22
2010	W, 6-5 (10)	Auburn, Ala.	2/26
2021	L, 2-8	Auburn, Ala.	3/5
2021	W, 16-1	Auburn, Ala.	3/6
2021	L, 9-11 (10)	Auburn, Ala.	3/7

## BRADLEY (AU leads, 1-0)

Year	Result	Location	Date
1946	W, 8-5	Auburn, Ala.	4/22

## BROWN (AU leads, 7-0)

Year	Result	Location	Date
2009	W, 11-2	Auburn, Ala.	3/6
2009	W, 9-4	Auburn, Ala.	3/7
2009	W, 6-4	Auburn, Ala.	3/7
2009	W, 10-9 (11)	Auburn, Ala.	3/8
2013	W, 9-4	Auburn, Ala.	3/8
2013	W, 6-0	Auburn, Ala.	3/9
2013	W, 6-3	Auburn, Ala.	3/10

## BRYANT (AU leads, 3-0)

Year	Result	Location	Date
2018	W, 15-7	Auburn, Ala.	2/23
2018	W, 13-4	Auburn, Ala.	2/24
2018	W, 3-1	Auburn, Ala.	2/24

## BYU (AU leads, 3-0)

Year	Result	Location	Date
2018	W, 4-3	Auburn, Ala.	3/2
2018	W, 21-4	Auburn, Ala.	3/3
2018	W, 9-5	Auburn, Ala.	3/3

## CALIFORNIA (AU trails, 1-0)

Year	Result	Location	Date
2014	L, 0-5	Auburn, Ala.	2/22

## CALLAWAY MILLS (AU leads, 2-0)

Year	Result	Location	Date
1940	W, 19-3	LaGrange, Ga.	4/27
1940	W, 17-4	LaGrange, Ga.	5/7

## CAMPBELL (AU leads, 5-1)

Year	Result	Location	Date
1989	W, 5-4	Auburn, Ala.	3/1
1991	L, 4-5	Auburn, Ala.	2/26
1991	W, 15-4	Auburn, Ala.	2/27
2001			





RESULTS VS. OPPONENTS

Table with columns: Year, Result, Location, Date. Rows include 1982-2010 games against various opponents like Auburn, Clemson, and Tallahassee.

CLEVELAND ST. (AU leads, 4-0)

Table with columns: Year, Result, Location, Date. Rows include 1973-1974 games against Cleveland State.

COASTAL CAROLINA (AU leads, 1-0)

Table with columns: Year, Result, Location, Date. Row includes 2019 game against Coastal Carolina.

COLL. OF CHARLESTON (tied, 2-2)

Table with columns: Year, Result, Location, Date. Rows include 2011-2015 games against Charleston College.

COLUMBUS ST. (AU leads, 27-7)

Table with columns: Year, Result, Location, Date. Rows include 1974-1997 games against Columbus State.

CONNECTICUT (AU leads, 1-0)

Table with columns: Year, Result, Location, Date. Row includes 2014 game against Connecticut.

COPPIN ST. (AU leads, 2-0)

Table with columns: Year, Result, Location, Date. Rows include 2014 games against Coppin State.

CORNELL (AU leads, 1-0)

Table with columns: Year, Result, Location, Date. Row includes 1991 game against Cornell.

CUMBERLAND (AU leads, 7-1)

Table with columns: Year, Result, Location, Date. Rows include 1906-1986 games against Cumberland.

DAYTONA BEACH (AU leads, 1-0)

Table with columns: Year, Result, Location, Date. Row includes 1940 game against Daytona Beach.

DAVIDSON (AU leads, 15-0)

Table with columns: Year, Result, Location, Date. Rows include 1997-2010 games against Davidson.

DOTHAN (AU leads, 1-0)

Table with columns: Year, Result, Location, Date. Row includes 1941 game against Dothan.

DUKE (AU trails, 1-2)

Table with columns: Year, Result, Location, Date. Rows include 1923-1924 games against Duke.

DUQUESNE (AU leads, 3-0)

Table with columns: Year, Result, Location, Date. Rows include 1997 games against Duquesne.

EAST CAROLINA (Series tied, 1-1)

Table with columns: Year, Result, Location, Date. Rows include 1990 games against East Carolina.

EASTERN ILLINOIS (AU leads, 2-1)

Table with columns: Year, Result, Location, Date. Rows include 2013 games against Eastern Illinois.

EASTERN KY. (AU trails, 1-0)

Table with columns: Year, Result, Location, Date. Row includes 1991 game against Eastern Kentucky.

EASTERN MICH. (AU leads, 3-0)

Table with columns: Year, Result, Location, Date. Rows include 1995 games against Eastern Michigan.

E. TENNESSEE ST. (AU leads, 4-2)

Table with columns: Year, Result, Location, Date. Rows include 1994-2014 games against Eastern Tennessee State.

ELON (AU leads, 6-5)

Table with columns: Year, Result, Location, Date. Row includes 2003 game against Elon.

Table with columns: Year, Result, Location, Date. Rows include 2003-2009 games against various opponents.

FAIRFAX MILLS (AU leads, 1-0)

Table with columns: Year, Result, Location, Date. Row includes 1937 game against Fairfax Mills.

FAIRFIELD (Series tied, 1-1)

Table with columns: Year, Result, Location, Date. Rows include 1978-1979 games against Fairfield.

FAULKNER (AU leads, 4-2)

Table with columns: Year, Result, Location, Date. Rows include 1983-1985 games against Faulkner.

FERRIS ST. (AU leads, 2-0)

Table with columns: Year, Result, Location, Date. Rows include 1987 games against Ferris State.

FLORIDA (AU leads, 134-119-2)

Table with columns: Year, Result, Location, Date. Rows include 1913-1972 games against Florida.

Table with columns: Year, Result, Location, Date. Rows include 1947-1972 games against various opponents.







# RESULTS VS. OPPONENTS

1973	L, 0-1	Gainesville, Fla.	3/30
1973	L, 1-2	Gainesville, Fla.	3/31
1973	W, 1-0	Auburn, Ala.	4/20
1973	W, 4-3	Auburn, Ala.	4/21
1974	W, 6-5	Auburn, Ala.	3/29
1974	W, 7-1	Auburn, Ala.	3/30
1974	L, 1-2	Gainesville, Fla.	4/19
1974	W, 9-5	Gainesville, Fla.	4/20
1975	L, 0-13	Gainesville, Fla.	3/28
1975	W, 7-5	Gainesville, Fla.	3/29
1975	W, 9-3	Auburn, Ala.	4/18
1975	L, 7-8	Auburn, Ala.	4/19
1986	L, 4-8 (7)	Gainesville, Fla.	4/5
1986	W, 6-3 (7)	Gainesville, Fla.	4/5
1986	W, 10-6	Gainesville, Fla.	4/6
1987	W, 11-2 (7)	Auburn, Ala.	4/11
1987	W, 7-3 (7)	Auburn, Ala.	4/11
1987	W, 9-5	Auburn, Ala.	4/12
1988	W, 3-1	Gainesville, Fla.	4/9
1988	L, 1-7	Gainesville, Fla.	4/9
1988	W, 12-7	Gainesville, Fla.	4/10
1988	L, 3-4	Starkville, Miss.	5/13
1989	W, 4-2 (10)	Gainesville, Fla.	5/13
1990	L, 7-8	Gainesville, Fla.	5/5
1990	W, 7-3 (7)	Gainesville, Fla.	5/5
1990	L, 5-6	Gainesville, Fla.	5/6
1991	L, 1-3	Auburn, Ala.	5/4
1991	W, 2-1 (7)	Auburn, Ala.	5/4
1991	L, 7-8	Baton Rouge, La.	5/16
1992	L, 2-4	Gainesville, Fla.	3/21
1992	L, 1-2 (7)	Gainesville, Fla.	3/21
1992	L, 1-2	Gainesville, Fla.	3/22
1992	L, 0-2	New Orleans, La.	5/13
1993	L, 4-9	Auburn, Ala.	3/27
1993	W, 6-2 (7)	Auburn, Ala.	3/27
1993	W, 9-6	Auburn, Ala.	3/28
1996	L, 7-12	Auburn, Ala.	4/5
1996	W, 10-7	Auburn, Ala.	4/6
1996	L, 5-6	Auburn, Ala.	4/7
1997	L, 3-5	Gainesville, Fla.	4/4
1997	W, 9-4	Gainesville, Fla.	4/5
1997	W, 15-7	Gainesville, Fla.	4/6
1997	L, 5-17	Columbus, Ga.	5/17
1998	W, 6-4	Columbus, Ga.	5/14
2000	L, 3-5	Gainesville, Fla.	4/28
2000	W, 11-8 (10)	Gainesville, Fla.	4/29
2000	L, 6-7	Gainesville, Fla.	4/30
2000	L, 2-7	Hoover, Ala.	5/17
2001	W, 5-2	Auburn, Ala.	5/4
2001	L, 6-10	Auburn, Ala.	5/5
2001	L, 2-5	Auburn, Ala.	5/6
2002	W, 8-3	Gainesville, Fla.	3/29
2002	L, 5-9	Gainesville, Fla.	3/30
2002	L, 1-6	Gainesville, Fla.	3/31
2003	W, 7-2	Auburn, Ala.	5/3
2003	L, 6-8	Auburn, Ala.	5/3
2003	W, 4-3	Auburn, Ala.	5/4
2004	L, 4-7	Gainesville, Fla.	4/30
2004	L, 8-11	Gainesville, Fla.	5/1
2004	L, 8-22	Gainesville, Fla.	5/2
2005	L, 2-4	Auburn, Ala.	4/22
2005	L, 4-5	Auburn, Ala.	4/23
2005	L, 3-6	Auburn, Ala.	4/24
2006	W, 9-6	Gainesville, Fla.	4/21
2006	L, 1-4	Gainesville, Fla.	4/22
2006	W, 5-4	Gainesville, Fla.	4/23
2007	L, 7-8 (10)	Auburn, Ala.	3/23
2007	L, 9-12	Auburn, Ala.	3/24
2007	L, 3-10	Auburn, Ala.	3/25
2008	L, 1-7	Gainesville, Fla.	3/14
2008	L, 8-12	Gainesville, Fla.	3/15
2008	L, 2-6	Gainesville, Fla.	3/16
2009	W, 8-7 (11)	Auburn, Ala.	4/10
2009	L, 2-24	Auburn, Ala.	4/11
2009	L, 1-5	Auburn, Ala.	4/12
2012	L, 0-6	Auburn, Ala.	5/17
2012	L, 1-10	Auburn, Ala.	5/18
2012	W, 5-4	Auburn, Ala.	5/19
2012	L, 1-6	Hoover, Ala.	5/22
2013	W, 7-4	Gainesville, Fla.	5/10
2013	L, 4-5	Gainesville, Fla.	5/11
2013	W, 4-1	Gainesville, Fla.	5/12
2015	W, 4-1	Gainesville, Fla.	5/14
2015	L, 3-4	Gainesville, Fla.	5/15
2015	L, 1-3	Gainesville, Fla.	5/16
2015	L, 2-11	Hoover, Ala.	5/21
2017	W, 14-3	Auburn, Ala.	3/17
2017	W, 2-1	Auburn, Ala.	3/18
2017	W, 6-5	Auburn, Ala.	3/19
2017	L, 4-5	Hoover, Ala.	5/24
2018	L, 1-3	Gainesville, Fla.	4/26
2018	W, 11-5	Gainesville, Fla.	4/27
2018	L, 3-12	Gainesville, Fla.	4/28
2018	L, 2-8	Gainesville, Fla.	6/9
2018	W, 3-2	Gainesville, Fla.	6/10
2018	L, 2-3 (11)	Gainesville, Fla.	6/11

2021	L, 2-4	Auburn, Ala.	4/23
2021	W, 10-8	Auburn, Ala.	4/25
2021	L, 4-6	Auburn, Ala.	4/25

## FLORIDA A&M (AU leads, 4-0)

Year	Result	Location	Date
2012	W, 11-3	Auburn, Ala.	5/14
2015	W, 3-2	Auburn, Ala.	4/21
2016	W, 11-2	Auburn, Ala.	2/24
2017	W, 12-8	Auburn, Ala.	2/22

## FAU (AU leads, 3-1)

Year	Result	Location	Date
1998	W, 12-6	Auburn, Ala.	2/24
1998	W, 8-1	Auburn, Ala.	2/25
2002	L, 11-16	Tuscaloosa, Ala.	5/31
2010	W, 17-4	Auburn, Ala.	2/28

## FIU (AU leads, 4-2)

Year	Result	Location	Date
1983	L, 8-9	Auburn, Ala.	5/9
1983	W, 10-7	Auburn, Ala.	5/10
1983	L, 9-10 (10)	Auburn, Ala.	5/11
1984	W, 8-2	Auburn, Ala.	4/17
1984	W, 9-6	Auburn, Ala.	4/18
1984	W, 13-10	Auburn, Ala.	4/19

## FLA. SOUTHERN (AU leads, 2-0)

Year	Result	Location	Date
1950	W, 16-1		3/21
1956	W, 10-7		3/17

## FLORIDA ST. (AU trails, 75-44)

Year	Result	Location	Date
1904	W, 6-3	Auburn, Ala.	4/4
1954	W, 7-2	Tallahassee, Fla.	3/20
1957	L, 2-8	Tallahassee, Fla.	3/19
1957	L, 5-10	Tallahassee, Fla.	3/20
1957	W, 10-9	Auburn, Ala.	4/22
1957	L, 4-10	Auburn, Ala.	4/23
1958	W, 4-3	Tallahassee, Fla.	3/20
1958	W, 10-7	Tallahassee, Fla.	3/20
1958	L, 1-5	Auburn, Ala.	4/26
1958	L, 2-4	Auburn, Ala.	4/28
1958	L, 4-8	Auburn, Ala.	3/17
1959	L, 3-11		3/17
1959	W, 4-3		5/13
1959	W, 8-6		5/14
1960	W, 10-4	Tallahassee, Fla.	3/21
1960	L, 8-22	Tallahassee, Fla.	3/22
1960	L, 4-11	Tallahassee, Fla.	3/23
1960	W, 8-3	Auburn, Ala.	5/6
1960	W, 6-5	Auburn, Ala.	5/7
1961	L, 1-10	Tallahassee, Fla.	3/20
1961	L, 9-10	Tallahassee, Fla.	3/21
1961	W, 15-5	Tallahassee, Fla.	3/21
1962	W, 12-7	Tallahassee, Fla.	3/16
1962	W, 10-2	Tallahassee, Fla.	3/17
1962	W, 7-6	Auburn, Ala.	4/9
1962	W, 5-3	Auburn, Ala.	4/10
1963	L, 1-12		3/16
1963	L, 3-8		3/18
1963	L, 1-5		3/25
1963	L, 7-9		3/26
1963	L, 3-4	Gastonia, N.C.	5/30
1964	W, 5-3		4/20
1964	W, 4-2		5/4
1964	W, 19-5		5/5
1965	L, 1-6		4/5
1965	L, 0-12		4/6
1966	L, 3-6	Tallahassee, Fla.	3/22
1966	W, 7-2	Auburn, Ala.	4/1
1966	W, 6-2	Auburn, Ala.	4/2
1967	W, 12-7	Tallahassee, Fla.	3/20
1967	L, 0-1	Tallahassee, Fla.	3/21
1967	W, 5-2	Auburn, Ala.	4/7
1967	L, 3-9	Auburn, Ala.	4/8
1967	W, 13-3	Gastonia, N.C.	6/3
1968	L, 1-2	Tallahassee, Fla.	4/22
1968	L, 3-7	Tallahassee, Fla.	4/23
1968	L, 2-3	Auburn, Ala.	5/13
1968	W, 18-1	Auburn, Ala.	5/14
1969	W, 1-0	Tallahassee, Fla.	3/14
1969	L, 1-6	Tallahassee, Fla.	3/15
1969	W, 7-4	Auburn, Ala.	5/19
1969	L, 3-6	Auburn, Ala.	5/20
1970	L, 4-10	Tallahassee, Fla.	4/6
1970	W, 5-3	Tallahassee, Fla.	4/7
1970	L, 0-5	Auburn, Ala.	5/18
1970	L, 6-7	Auburn, Ala.	5/19
1971	L, 8-13		4/13
1971	W, 11-8		4/16
1971	L, 4-9		5/17
1971	L, 5-6		5/18
1972	W, 9-3	Tallahassee, Fla.	3/24
1972	L, 13-16	Tallahassee, Fla.	3/25

1972	W, 9-3	Auburn, Ala.	5/15
1972	L, 4-7	Auburn, Ala.	5/16
1973	W, 4-2	Tallahassee, Fla.	4/9
1973	W, 4-2	Tallahassee, Fla.	4/10
1973	L, 2-4	Auburn, Ala.	5/14
1973	L, 4-8	Auburn, Ala.	5/15
1974	L, 1-11	Tallahassee, Fla.	4/29
1974	W, 6-3	Tallahassee, Fla.	4/30
1974	W, 5-4	Auburn, Ala.	5/13
1974	W, 7-1	Auburn, Ala.	5/14
1975	L, 1-3	Tallahassee, Fla.	4/15
1975	L, 0-4	Tallahassee, Fla.	4/16
1975	L, 1-4	Auburn, Ala.	5/12
1975	W, 4-1	Auburn, Ala.	5/12
1976	W, 2-3	Tallahassee, Fla.	5/24
1980	L, 7-21	Tallahassee, Fla.	4/9
1980	L, 0-2	Tallahassee, Fla.	4/9
1980	L, 5-9	Auburn, Ala.	4/22
1980	L, 2-4	Auburn, Ala.	4/23
1981	L, 1-7	Auburn, Ala.	4/28
1981	L, 3-4	Auburn, Ala.	4/29
1981	L, 5-7	Tallahassee, Fla.	5/6
1981	L, 3-11	Tallahassee, Fla.	5/7
1982	W, 9-5	Auburn, Ala.	4/13
1982	L, 8-10 (5)	Auburn, Ala.	4/14
1982	L, 0-14	Tallahassee, Fla.	4/20
1982	W, 9-8	Tallahassee, Fla.	4/21
1983	L, 9-12	Tallahassee, Fla.	2/23
1983	L, 1-6	Tallahassee, Fla.	2/23
1983	L, 5-7	Auburn, Ala.	3/23
1984	L, 4-10	Tallahassee, Fla.	2/28
1984	L, 2-12	Tallahassee, Fla.	2/29
1989	L, 6-7	Tallahassee, Fla.	5/27
1997	W, 8-7	Tallahassee, Fla.	5/24
1997	L, 7-9	Tallahassee, Fla.	5/25
1997	W, 5-2	Tallahassee, Fla.	5/25
1998	L, 10-16	Tallahassee, Fla.	5/24
1999	L, 2-10	Tallahassee, Fla.	6/4
1999	L, 3-6	Tallahassee, Fla.	6/5
2001	L, 0-10	Tallahassee, Fla.	5/26
2001	L, 6-9	Tallahassee, Fla.	5/27
2005	L, 3-7	Tallahassee, Fla.	2/11
2005	L, 5-6	Tallahassee, Fla.	2/12
2005	W, 9-2	Tallahassee, Fla.	2/13
2005	L, 3-4	Tallahassee, Fla.	6/4
2005	L, 4-10	Tallahassee, Fla.	6/5
2006	W, 5-2	Auburn, Ala.	2/10
2006	L, 3-8	Auburn, Ala.	2/11
2008	L, 5-7	Auburn, Ala.	2/28
2008	L, 5-6	Auburn, Ala.	2/29
2008	L, 3-4	Tallahassee, Fla.	3/1
2008	L, 1-10	Tallahassee, Fla.	3/2
2009	L, 7-8	Tallahassee, Fla.	2/26
2009	L, 5-14	Tallahassee, Fla.	2/27
2009	W, 10-9	Auburn, Ala.	2/28
2017	L, 7-8 (10)	Tallahassee, Fla.	6/4
2017	L, 0-6	Tallahassee, Fla.	6/5

## FT. BENNING (AU leads, 26-13)

Year	Result	Location	Date
1921	W, 4-1	Auburn, Ala.	4/28
1921	W, 4-1	Columbus, Ga.	5/4
1922	W, 1-0	Auburn, Ala.	3/17
1922	L, 3-10	Auburn, Ala.	3/18
1922	W, 9-4	Columbus, Ga.	3/24
1922	L, 4-8	Columbus, Ga.	3/25
1923	W, 7-6	Auburn, Ala.	3/17
1923	L, 2-8	Auburn, Ala.	3/17
1923	W, 1-0	Columbus, Ga.	4/3
1923	L, 0-6	Columbus, Ga.	4/4
1925	L, 4-9	Columbus, Ga.	3/20
1925	L, 6-17	Columbus, Ga.	3/21
1925	L, 5-7	Auburn, Ala.	3/24
1925	W, 9-7	Auburn, Ala.	3/25
1926	W, 3-2	Columbus, Ga.	3/19
1926	W, 14-12	Columbus, Ga.	3/20
1926	W, 11-4	Auburn, Ala.	3/23
1926	W, 5-1	Auburn, Ala.	3/23
1928	W, 7-0	Columbus, Ga.	3/23
1928	W, 11-0	Columbus, Ga.	3/24
1928	L, 11-12	Auburn, Ala.	4/13
1930	W, 5-4	Auburn, Ala.	3/14
1930	W, 9-3	Columbus, Ga.	3/15
1931	W, 12-1	Auburn, Ala.	3/26
1933	W, 10-5	Auburn, Ala.	4/26
1934	W	Columbus, Ga.	
1939	W, 6-1	Columbus, Ga.	4/13
1940	L, 0-5	Columbus, Ga.	3/23
1940	W, 3-2	Columbus, Ga.	3/26
1941	L, 7-10	Columbus, Ga.	4/25
1941	L, 3-8	Columbus, Ga.	4/26



RESULTS VS. OPPONENTS

Main table of baseball results with columns for Year, Result, Location, and Date. Includes sub-sections for Georgia College, GA. Southern, Georgia St., and GA. Tech.







# RESULTS VS. OPPONENTS

Year	Result	Location	Date
1916	W, 3-0	Atlanta, Ga.	4/15
1917	W, 5-4	Auburn, Ala.	4/14
1917	W, 4-1	Auburn, Ala.	4/14
1918	L, 4-8	Atlanta, Ga.	4/12
1918	W, 10-4	Atlanta, Ga.	4/13
1918	L, 3-8	Auburn, Ala.	4/19
1918	W, 3-0	Auburn, Ala.	4/20
1919	L, 1-2 (10)	Atlanta, Ga.	4/11
1919	L, 2-4	Atlanta, Ga.	4/12
1920	L, 2-6	Auburn, Ala.	4/16
1920	W, 5-4	Auburn, Ala.	4/17
1921	L, 3-8	Atlanta, Ga.	4/15
1921	PPD	Atlanta, Ga.	4/16
1922	PPD	Atlanta, Ga.	3/31
1922	W, 7-6	Atlanta, Ga.	4/1
1922	W, 8-5	Auburn, Ala.	4/14
1922	L, 4-5	Atlanta, Ala.	4/15
1923	T, 2-2 (10)	Montgomery, Ala.	4/14
1923	W, 7-3	Atlanta, Ga.	4/15
1923	T, 2-2 (5, Rain)	Auburn, Ala.	4/21
1923	T, 1-1 (7, Rain)	Montgomery, Ala.	4/22
1924	L, 5-17	Auburn, Ala.	4/3
1924	L, 0-2	Auburn, Ala.	4/4
1924	L, 6-7	Atlanta, Ga.	5/14
1924	L, 0-2	Atlanta, Ga.	5/15
1925	L, 2-25	Atlanta, Ga.	4/24
1925	L, 8-10	Atlanta, Ga.	4/25
1926	L, 0-5	Atlanta, Ga.	4/9
1926	L, 7-13	Atlanta, Ga.	4/10
1927	W, 10-2	Atlanta, Ga.	4/8
1927	W, 7-5	Atlanta, Ga.	4/9
1928	W, 15-4	Auburn, Ala.	4/16
1928	L, 2-11	Auburn, Ala.	4/17
1928	L, 5-7	Atlanta, Ga.	4/21
1929	W, 23-3	Auburn, Ala.	4/3
1929	W, 16-8	Auburn, Ala.	4/4
1929	L, 8-12	Atlanta, Ga.	4/19
1929	L, 3-8	Auburn, Ala.	4/20
1930	W, 7-4	Auburn, Ala.	4/16
1930	L, 2-6	Auburn, Ala.	4/17
1931	W, 13-8	Atlanta, Ga.	4/24
1931	L, 7-11	Atlanta, Ga.	4/25
1931	W, 11-5	Auburn, Ala.	5/11
1931	W, 13-0	Auburn, Ala.	5/12
1932	T, 6-6	Atlanta, Ga.	4/15
1932	W, 12-10	Atlanta, Ga.	4/16
1932	L, 4-5	Atlanta, Ga.	4/16
1932	W, 8-7 (10)	Auburn, Ala.	4/29
1932	L, 4-5	Auburn, Ala.	4/30
1933	L, 3-4	Atlanta, Ga.	4/7
1933	W, 11-7	Atlanta, Ga.	4/8
1933	W, 4-3 (10)	Auburn, Ala.	4/28
1933	W, 9-5	Auburn, Ala.	4/29
1934	L, 4-10	Atlanta, Ga.	4/6
1934	W, 7-4	Atlanta, Ga.	4/7
1934	W, 1-0	Auburn, Ala.	4/28
1935	L, 3-6	Auburn, Ala.	4/22
1935	L, 3-4	Auburn, Ala.	4/23
1937	W, 3-2	Atlanta, Ga.	4/7
1937	W, 6-5	Auburn, Ala.	5/1
1937	L, 2-3	Auburn, Ala.	5/1
1938	L, 6-9	Auburn, Ala.	4/29
1938	W, 9-2	Auburn, Ala.	4/30
1938	L, 2-6	Atlanta, Ga.	5/11
1938	L, 4-5 (10)	Auburn, Ala.	5/12
1939	W, 5-2	Auburn, Ala.	4/14
1939	W, 11-4	Auburn, Ala.	4/15
1939	W, 11-2	Atlanta, Ga.	5/1
1939	L, 4-5	Atlanta, Ga.	5/2
1940	L, 4-5	Atlanta, Ga.	4/5
1940	W, 7-1	Atlanta, Ga.	4/6
1940	W, 2-0	Auburn, Ala.	4/20
1941	L, 3-5	Auburn, Ala.	4/16
1941	L, 4-7	Auburn, Ala.	4/17
1941	W, 8-4	Atlanta, Ga.	4/28
1941	W, 17-4	Atlanta, Ga.	4/29
1942	W, 7-1	Auburn, Ala.	4/10
1942	W, 8-4	Auburn, Ala.	4/11
1942	L, 10-15	Atlanta, Ga.	4/20
1942	W, 11-9	Atlanta, Ga.	4/21
1948	W, 17-4	Atlanta, Ga.	4/17
1948	L, 8-10	Atlanta, Ga.	4/18
1948	L, 8-13	Auburn, Ala.	5/17
1948	L, 6-12	Auburn, Ala.	5/18
1949	W, 12-8	Auburn, Ala.	4/15
1949	L, 3-5	Auburn, Ala.	4/16
1949	L, 2-8	Atlanta, Ga.	4/25
1949	W, 4-3	Atlanta, Ga.	4/26
1950	W, 9-5	Auburn, Ala.	4/14
1950	L, 8-9	Auburn, Ala.	4/15
1950	L, 4-8	Atlanta, Ga.	5/5
1950	W, 8-3	Atlanta, Ga.	5/6
1951	W, 23-2	Auburn, Ala.	3/30
1951	L, 9-11	Auburn, Ala.	3/31
1951	W, 6-1	Atlanta, Ga.	4/28
1952	T, 4-4	Atlanta, Ga.	3/31
1952	W, 11-4	Atlanta, Ga.	4/1
1952	L, 3-10	Auburn, Ala.	4/5
1952	L, 2-3	Auburn, Ala.	4/5
1953	L, 5-6	Atlanta, Ga.	3/30
1953	W, 14-7	Atlanta, Ga.	3/31
1953	W, 11-4	Auburn, Ala.	4/13
1953	L, 5-8	Auburn, Ala.	4/14
1954	W, 5-2	Atlanta, Ga.	4/9
1954	L, 4-6	Atlanta, Ga.	4/10
1954	L, 6-9	Auburn, Ala.	5/7
1954	W, 21-9	Auburn, Ala.	5/8
1955	L, 3-5	Atlanta, Ga.	4/1
1955	W, 7-3	Atlanta, Ga.	4/2
1955	W, 13-8	Atlanta, Ga.	4/18
1955	L, 7-12	Atlanta, Ga.	4/19
1956	W, 1-0	Auburn, Ala.	4/27
1956	W, 9-3	Auburn, Ala.	4/28
1956	L, 1-10	Auburn, Ala.	4/28
1957	L, 1-2	Atlanta, Ga.	4/27
1957	W, 3-2	Atlanta, Ga.	4/27
1957	L, 7-8	Atlanta, Ga.	4/29
1958	W, 14-11	Auburn, Ala.	4/12
1958	W, 11-3	Auburn, Ala.	4/14
1958	W, 3-2	Atlanta, Ga.	4/19
1958	W, 15-0	Atlanta, Ga.	4/21
1959	L, 2-7	Auburn, Ala.	4/10
1959	W, 9-4	Auburn, Ala.	4/11
1959	L, 1-5	Atlanta, Ga.	4/17
1960	L, 2-3	Atlanta, Ga.	4/1
1960	W, 5-4	Atlanta, Ga.	4/2
1960	L, 6-7 (12)	Auburn, Ala.	4/22
1960	L, 0-12	Auburn, Ala.	4/23
1961	W, 7-6	Atlanta, Ga.	4/1
1961	W, 12-10	Atlanta, Ga.	4/1
1961	W, 24-13	Auburn, Ala.	4/21
1961	W, 9-5	Auburn, Ala.	4/22
1962	W, 9-1	Auburn, Ala.	3/23
1962	W, 3-2	Auburn, Ala.	3/24
1962	W, 8-6	Atlanta, Ga.	3/30
1963	W, 5-3	Atlanta, Ga.	3/29
1963	W, 11-3	Atlanta, Ga.	3/30
1963	W, 4-0	Auburn, Ala.	4/9
1963	W, 6-4	Auburn, Ala.	4/10
1964	W, 10-6	Atlanta, Ga.	4/10
1964	W, 8-6	Atlanta, Ga.	4/11
1964	W, 5-1	Auburn, Ala.	5/8
1964	W, 10-2	Auburn, Ala.	5/9
1965	W, 13-3	Auburn, Ala.	4/9
1965	W, 4-0	Auburn, Ala.	4/10
1965	L, 4-5	Atlanta, Ga.	5/7
1965	L, 5-13	Atlanta, Ga.	5/8
1966	W, 2-1	Auburn, Ala.	4/22
1966	L, 2-8	Auburn, Ala.	4/23
1966	W, 1-0	Atlanta, Ga.	5/17
1966	L, 3-13	Atlanta, Ga.	5/18
1967	W, 4-2	Atlanta, Ga.	4/15
1967	W, 9-6	Atlanta, Ga.	4/16
1967	L, 8-12	Auburn, Ala.	5/19
1967	W, 8-6	Auburn, Ala.	5/20
1974	W, 11-7	Atlanta, Ga.	5/15
1975	W, 6-5	Atlanta, Ga.	5/21
1976	W, 6-4	Atlanta, Ga.	5/18
1977	W, 7-6	Atlanta, Ga.	5/17
1978	L, 8-10	Auburn, Ala.	5/16
1979	L, 6-7	Auburn, Ala.	5/15
1982	L, 6-8	Atlanta, Ga.	5/12
1983	L, 7-16	Atlanta, Ga.	4/14
1983	W, 4-3 (10)	Auburn, Ala.	5/4
1984	L, 5-8	Atlanta, Ga.	5/4
1985	L, 5-12	Atlanta, Ga.	4/4
1985	W, 6-5	Auburn, Ala.	4/24
1986	L, 4-6	Atlanta, Ga.	4/23
1986	W, 8-7 (10)	Auburn, Ala.	4/28
1987	W, 11-6	Atlanta, Ga.	4/28
1987	L, 5-9	Auburn, Ala.	5/6
1988	W, 14-3	Atlanta, Ga.	3/8
1989	W, 9-7	Auburn, Ala.	2/28
1989	L, 6-14	Atlanta, Ga.	4/18
1993	L, 4-5	Orlando, Fla.	2/5
1999	W, 17-12	Orlando, Fla.	1/29
2001	W, 4-0	Auburn, Ala.	3/6
2001	L, 1-11	Atlanta, Ga.	4/17
2002	L, 5-9	Auburn, Ala.	4/9
2002	L, 4-10	Atlanta, Ga.	4/16
2003	L, 2-4	Auburn, Ala.	3/11
2003	W, 7-5	Atlanta, Ga.	3/18
2004	W, 6-2	Auburn, Ala.	3/2
2004	L, 5-20	Atlanta, Ga.	3/30
2005	W, 7-6 (11)	Auburn, Ala.	3/23
2005	L, 2-3	Auburn, Ala.	4/5
2015	W, 7-1	Auburn, Ala.	2/24
2015	L, 1-4	Atlanta, Ga.	3/24
2016	L, 1-4	Auburn, Ala.	3/8
2016	W, 14-3	Atlanta, Ga.	3/15
2017	W, 7-4	Atlanta, Ga.	3/21
2017	L, 8-11	Auburn, Ala.	4/4
2018	W, 12-7	Auburn, Ala.	3/13
2018	L, 4-6	Atlanta, Ga.	3/20
2019	L, 3-9	Auburn, Ala.	4/2
2019	L, 6-11	Atlanta, Ga.	4/16
2019	W, 6-5	Atlanta, Ga.	6/1
2019	W, 4-1	Atlanta, Ga.	6/2
2020	L, 2-6	Auburn, Ala.	3/10
2021	W, 7-3	Atlanta, Ga.	4/13

Year	Result	Location	Date
1983	L, 6-17	Auburn, Ala.	3/8
1991	L, 6-11	Auburn, Ala.	3/5
1991	W, 3-1 (7)	Auburn, Ala.	3/6
1991	L, 3-5 (7)	Auburn, Ala.	3/6
1991	W, 6-2	Auburn, Ala.	3/7

Year	Result	Location	Date
1921	W, 10-4	Auburn, Ala.	4/4
1921	W, 2-1	Auburn, Ala.	4/5
1941	L, 7-11	Auburn, Ala.	4/3
1941	W, 3-2	Auburn, Ala.	4/4
1996	W, 6-3	Montgomery, Ala.	3/1

Year	Result	Location	Date
1981	W, 13-10	Auburn, Ala.	3/8

Year	Result	Location	Date
1968	W, 10-1	Auburn, Ala.	4/9
1968	W, 8-0	Auburn, Ala.	4/10
1969	W, 17-1	Auburn, Ala.	4/1
2013	W, 6-5	Auburn, Ala.	2/24
2014	W, 4-0	Port Charlotte, Fla.	2/14

Year	Result	Location	Date
1981	L, 8-10 (10)	Auburn, Ala.	4/13
1982	W, 4-1	Auburn, Ala.	4/29

Year	Result	Location	Date
1969	W, 19-1	Auburn, Ala.	4/21
1969	W, 2-0	Auburn, Ala.	4/22
1971	W, 11-4	Auburn, Ala.	3/22
1972	L, 2-6	Auburn, Ala.	4/17
1972	L, 2-5	Auburn, Ala.	4/18
1973	W, 3-1	Jacksonville, Fla.	3/15
1973	L, 6-7	Jacksonville, Fla.	3/16
1974	W, 23-4	Jacksonville, Fla.	3/18
1974	L, 5-6	Jacksonville, Fla.	3/19
1974	L, 6-8	Jacksonville, Fla.	3/20
1974	W, 2-1	Auburn, Ala.	4/22
1975	L, 1-2	Jacksonville, Fla.	3/30
1975	L, 3-4	Jacksonville, Fla.	4/1
1976	W, 7-5	Tallahassee, Fla.	5/25
1977	L, 0-1	Jacksonville, Fla.	2/24
1977	W, 3-2	Jacksonville, Fla.	2/24
2001	W, 8-7 (10)	Tallahassee, Fla.	5/25
2001	W, 3-2	Tallahassee, Fla.	5/26
2007	W, 7-6	Mobile, Ala.	2/23

Year	Result	Location	Date
1972	L, 0-4	Auburn, Ala.	3/20
1973	W, 15-1	Auburn, Ala.	3/27
1973	W, 6-1	Auburn, Ala.	3/27
1974	W, 6-4	Auburn, Ala.	5/1
1975	W, 4-5	Auburn, Ala.	4/30
1976	W, 5-3	Auburn, Ala.	4/5
1976	L, 6-7	Auburn, Ala.	4/5
1977	W, 2-0	Auburn, Ala.	4/25
1978	L, 6-8	Auburn, Ala.	4/19
1979	L, 4-5	Auburn, Ala.	4/23
1980	L, 2-10	Auburn, Ala.	3/10
1981	W, 9-5	Jacksonville, Ala.	4/1
1981	W, 5-4 (10)	Auburn, Ala.	4/7
1982	W, 6-4 (7)	Auburn, Ala.	3/31
1982	L, 6-7 (7)	Auburn, Ala.	3/31
1983	L, 1-11	Jacksonville, Ala.	3/29
1983	W, 6-5	Auburn, Ala.	4/5
1984	W, 6-3 (5)	Auburn, Ala.	3/27
1985	W, 12-8	Jacksonville, Ala.	3/27
1985	W, 18-6	Auburn, Ala.	4/10
1985	L, 7-8	Auburn, Ala.	4/21
1986	L, 0-8	Auburn, Ala.	3/24
1988	W, 12-10	Auburn, Ala.	4/4
1992	L, 3-5	Auburn, Ala.	2/27
1993	W, 7-1	Auburn, Ala.	2/24
1994	L, 6-11	Auburn, Ala.	3/5
1994	W, 8-2	Auburn, Ala.	3/6
2010	W, 9-7	Auburn, Ala.	5/18
2010	W, 9-7	Auburn, Ala.	6/4
2011	W, 9-4	Auburn, Ala.	2/22
2011	L, 4-5	Jacksonville, Ala.	3/22
2012	L, 7-8	Auburn, Ala.	5/15
2013	W, 12-8	Jacksonville, Ala.	5/7
2013	L, 1-6	Auburn, Ala.	5/14
2015	W, 6-4	Auburn, Ala.	2/27
2015	L, 9-10	Auburn, Ala.	3/1
2017	W, 10-1	Auburn, Ala.	3/15
2019	L, 6-11	Auburn, Ala.	4/9





RESULTS VS. OPPONENTS

2021 W, 8-7 (10) Auburn, Ala. 4/21

KENNESAW ST. (AU leads, 6-3)

Table with columns: Year, Result, Location, Date. Rows include 2013, 2013, 2014, 2014, 2015, 2016, 2016, 2017, 2017.

KENTUCKY (AU leads, 80-48)

Table with columns: Year, Result, Location, Date. Rows include 1956, 1956, 1956, 1957, 1957, 1957, 1960, 1960, 1961, 1961, 1962, 1962, 1963, 1963, 1964, 1964, 1965, 1965, 1966, 1967, 1967, 1967, 1968, 1968, 1968, 1969, 1969, 1969, 1970, 1970, 1971, 1971, 1971, 1972, 1972, 1973, 1973, 1974, 1974, 1974, 1975, 1975, 1975, 1976, 1976, 1976, 1986, 1986, 1986, 1987, 1987, 1987, 1988, 1988, 1988, 1989, 1989, 1990, 1990, 1990, 1991, 1991, 1991, 1991, 1992, 1992, 1992, 1993, 1993, 1993, 1996, 1996, 1996, 1997, 1997, 1997, 1998, 1998, 1998.

Table with columns: Year, Result, Location, Date. Rows include 1998, 1999, 1999, 1999, 2002, 2002, 2002, 2003, 2003, 2003, 2004, 2004, 2004, 2005, 2005, 2005, 2006, 2006, 2006, 2007, 2007, 2007, 2008, 2008, 2008, 2008, 2009, 2009, 2009, 2010, 2010, 2010, 2011, 2011, 2011, 2014, 2014, 2014, 2014, 2015, 2016, 2016, 2016, 2018, 2018, 2018, 2018, 2021, 2021, 2021, 2021.

LAGRANGE (AU leads, 6-0)

Table with columns: Year, Result, Location, Date. Rows include 1987, 1988, 1988, 1989, 1990, 1991.

LANETT (AU leads, 8-2-1)

Table with columns: Year, Result, Location, Date. Rows include 1932, 1933, 1933, 1934, 1934, 1934, 1938, 1939, 1939, 1940, 1940, 1951.

LIBERTY (AU leads, 2-0)

Table with columns: Year, Result, Location, Date. Rows include 1998, 2000.

LINCOLN MEM. (AU leads, 4-1)

Table with columns: Year, Result, Location, Date. Rows include 1990, 1990, 1991, 1991, 1992, 1992.

LIPSCOMB (AU leads, 4-2)

Table with columns: Year, Result, Location, Date. Rows include 2007, 2009, 2017, 2017, 2017, 2021.

LITTLE ROCK (AU leads, 2-1)

Table with columns: Year, Result, Location, Date. Row includes 1987.

Table with columns: Year, Result, Location, Date. Rows include 2021, 2021, 2021.

LONGWOOD (AU leads, 3-0)

Table with columns: Year, Result, Location, Date. Rows include 2018, 2018, 2018.

LA. COLLEGE (AU leads, 2-0)

Table with columns: Year, Result, Location, Date. Rows include 1992, 1992.

ULM (AU leads, 2-0)

Table with columns: Year, Result, Location, Date. Rows include 1964, 1964.

LSU (AU trails, 109-75)

Table with columns: Year, Result, Location, Date. Rows include 1907, 1907, 1907, 1917, 1917, 1936, 1936, 1936, 1951, 1951, 1952, 1952, 1953, 1953, 1961, 1961, 1961, 1976, 1976, 1976, 1976, 1976, 1977, 1977, 1977, 1977, 1977, 1978, 1978, 1978, 1978, 1978, 1978, 1978, 1978, 1979, 1979, 1979, 1979, 1979, 1980, 1980, 1980, 1980, 1981, 1981, 1981, 1981, 1981, 1982, 1982, 1982, 1982, 1982, 1982, 1982, 1982, 1983, 1983, 1983, 1983, 1983, 1983, 1984, 1984, 1984, 1984, 1984, 1984, 1985, 1985, 1985, 1985, 1985, 1985, 1986, 1986, 1986, 1987, 1987.

Table with columns: Year, Result, Location, Date. Rows include 1987, 1987, 1987, 1988, 1988, 1988, 1989, 1989, 1989, 1989, 1990, 1990, 1990, 1991, 1991, 1991, 1992, 1992, 1992, 1993, 1993, 1993, 1993, 1993, 1994, 1994, 1994, 1994, 1994, 1994, 1995, 1995, 1995, 1996, 1996, 1996, 1997, 1997, 1997, 1997, 1998, 1998, 1998, 1998, 1998, 1999, 1999, 1999, 1999, 1999, 2000, 2000, 2000, 2000, 2001, 2001, 2001, 2001, 2002, 2002, 2002, 2002, 2002, 2002, 2003, 2003, 2003, 2003, 2004, 2004, 2004, 2004, 2005, 2005, 2005, 2005, 2006, 2006, 2006, 2007, 2007, 2007, 2007, 2007, 2008, 2008, 2008, 2008, 2009, 2009, 2009, 2009, 2009, 2010, 2010, 2010, 2010, 2011, 2011, 2011, 2011, 2012, 2012, 2012, 2012, 2013, 2013, 2013, 2013, 2014, 2014, 2014, 2014, 2014, 2015, 2015, 2015, 2015.





# RESULTS VS. OPPONENTS

2016	W, 8-5	Auburn, Ala.	4/2
2016	L, 6-8	Auburn, Ala.	4/2
2016	L, 5-10	Auburn, Ala.	4/3
2017	L, 0-4	Baton Rouge, La.	5/11
2017	L, 3-5	Baton Rouge, La.	5/12
2017	L, 1-9	Baton Rouge, La.	5/13
2018	W, 11-4	Auburn, Ala.	5/17
2018	L, 2-6	Auburn, Ala.	5/18
2018	W, 14-5	Auburn, Ala.	5/19
2019	L, 1-7	Baton Rouge, La.	5/16
2019	L, 1-5	Baton Rouge, La.	5/17
2019	W, 5-4 (11)	Baton Rouge, La.	5/18
2019	L, 3-4	Hoover, Ala.	5/23
2021	L, 3-8	Auburn, Ala.	5/7
2021	L, 6-9	Auburn, Ala.	5/6
2021	W, 2-1	Auburn, Ala.	5/8

## LOUISVILLE (AU leads, 3-1)

Year	Result	Location	Date
1975	W, 5-0	Auburn, Ala.	3/20
1995	W, 6-3	Auburn, Ala.	2/18
1995	W, 9-2	Auburn, Ala.	2/19
2019	L, 3-5	Omaha, Neb.	6/19

## LOYOLA (N.O.) (AU leads, 5-1)

Year	Result	Location	Date
1926	W, 6-5	New Orleans, La.	3/31
1926	W, 13-2	New Orleans, La.	4/1
1970	W, 9-7	New Orleans, La.	3/23
1970	W, 3-0	New Orleans, La.	3/24
1970	W, 8-6	Auburn, Ala.	4/14
1970	L, 9-10	Auburn, Ala.	4/15

## MAINE (AU leads, 4-1)

Year	Result	Location	Date
1976	L, 8-9	Omaha, Neb.	6/12
2013	W, 3-2	Auburn, Ala.	2/15
2013	W, 12-3	Auburn, Ala.	2/16
2013	W, 4-3	Auburn, Ala.	2/16
2013	W, 8-4	Auburn, Ala.	2/17

## MARIETTA COLL. (AU leads, 1-0)

Year	Result	Location	Date
1975	W, 7-1	Auburn, Ala.	3/11

## MARION (AU leads, 7-1)

Year	Result	Location	Date
1907	W, 7-1	Auburn, Ala.	4/4
1907	W	Auburn, Ala.	4/5
1907	L, 0-4	Auburn, Ala.	4/6
1916	W, 1-0	Marion, Ga.	3/31
1916	W, 3-1	Marion, Ga.	4/1
1916	W, 2-0	Marion, Ga.	4/1
1917	W, 10-1	Marion, Ga.	3/30
1917	W, 11-1	Marion, Ga.	3/31

## MARSHALL (AU leads, 7-0)

Year	Result	Location	Date
1977	W, 17-5	Auburn, Ala.	
1984	W, 12-0	Auburn, Ala.	3/15
1996	W, 11-4	Auburn, Ala.	4/23
1997	W, 11-4 (5)	Auburn, Ala.	4/22
2002	W, 11-5	Auburn, Ala.	2/15
2002	W, 21-4	Auburn, Ala.	2/16
2002	W, 15-6	Auburn, Ala.	2/17

## MARYLAND (AU leads, 2-1)

Year	Result	Location	Date
1974	L, 1-3	Auburn, Ala.	3/11
1974	W, 18-4	Auburn, Ala.	3/11
1999	W, 15-0	Orlando, Fla.	1/31

## MAXWELL AFB (AU leads, 4-0)

Year	Result	Location	Date
1942	W, 11-1	Auburn, Ala.	5/1
1946	W, 4-2	Montgomery, Ala.	5/18
1947	W	Auburn, Ala.	4/12
1947	W	Montgomery, Ala.	

## MEMPHIS (AU leads, 7-4)

Year	Result	Location	Date
1974	W, 5-3	Auburn, Ala.	4/2
1974	W, 5-0	Auburn, Ala.	4/2
1974	W, 3-0	Auburn, Ala.	4/3
1978	L, 2-7	Memphis, Tenn.	4/3
1978	L, 9-10	Memphis, Tenn.	4/4
1978	W, 11-5	Auburn, Ala.	4/13
1978	L, 4-6	Auburn, Ala.	4/13
1978	W, 14-10	Auburn, Ala.	5/20
1978	L, 5-6	Auburn, Ala.	5/22
2011	W, 6-2	Auburn, Ala.	3/8
2018	W, 5-4	Auburn, Ala.	3/14

## MERCER (AU leads, 103-47-1)

Year	Result	Location	Date
1895	L	Macon, Ga.	

1896	L		
1897	L, 4-19		
1898	L, 3-7		
1899	L, 2-11		
1899	L, 4-19		
1900	L, 4-11		
1902	L, 4-6		
1903	L, 6-8		
1904	L, 1-8		
1905	L, 1-3		
1905	W, 5-2		
1905	W, 12-7		
1906	W, 10-3		
1906	W, 7-4		
1906	W, 10-8		
1906	W, 8-7		
1907	T, 6-6 (11)		
1907	W, 3-0		
1908	W, 2-1		
1908	W, 3-1		
1908	W, 10-0		
1908	W, 6-2		
1909	W, 4-3		
1909	W, 1-0		
1910	L, 3-8		
1910	L, 1-3		
1910	W, 2-1		
1910	W, 6-5		
1910	W, 7-2		
1911	L, 0-1		
1911	L, 1-8		
1911	L, 1-9		
1912	L, 0-1		
1913	W, 10-2		
1913	W, 8-4		
1914	L, 1-11		
1916	W, 7-4		
1916	L, 7-11		
1916	L, 4-7		
1917	L, 2-6		
1917	L, 2-4		
1918	W, 16-10		
1918	W, 6-2		
1918	L, 0-3		
1918	L, 1-2		
1919	L, 2-10		
1919	W, 3-0		
1919	W, 4-1		
1919	W, 5-4 (12)		
1921	W, 8-5		
1921	W, 5-0		
1921	W, 12-2		
1922	L, 3-4		
1922	W, 6-4		
1923	W, 4-0 (5)		
1923	L, 0-2		
1924	L, 3-6		
1924	L, 4-7		
1925	L		
1925	L, 0-4		
1926	W, 5-4		
1926	W, 9-5		
1926	W, 5-1		
1929	L, 4-5		
1930	W, 15-5		
1930	L, 5-7		
1931	W, 10-5		
1931	W, 5-1		
1931	W, 3-0		
1947	W, 16-3		
1947	W		
1949	W, 4-1		
1950	L, 1-2		
1950	W, 10-5		
1951	W, 16-0		
1951	W, 29-22		
1952	W, 11-3		
1952	W, 2-1		
1953	W, 6-0		
1953	W, 9-5		
1954	W, 18-1		
1954	W, 13-5		
1955	L, 3-5		
1955	W, 15-8		
1956	W, 21-4		
1956	W, 10-4		
1957	W, 14-1		
1957	W, 15-5		
1958	W, 11-4		
1958	L, 5-17		
1959	L, 5-6		
1959	W, 4-3		
1967	W, 4-3		
1968	W, 4-3		
1968	W, 4-2		
1969	W, 9-6		

1969	L, 1-6		
1970	W, 9-1		
1970	L, 5-6 (11)		
1971	W, 6-4		
1972	W, 5-2		
1972	W, 6-3		
1973	W, 4-3		
1974	W, 9-7		
1974	W, 9-0		
1974	L, 2-9		
1974	L, 2-3		
1975	W, 9-2		
1975	L, 2-4		
1976	L, 4-10		
1976	W, 6-2		
1976	W, 9-4		
1976	W, 4-3		
1977	L, 7-10		
1977	W, 17-7		
1978	W, 5-1		
1989	W, 10-3 (7)		
1989	W, 5-4 (7)		
1990	W, 2-0 (7)		
1990	W, 4-2 (7)		
1991	W, 8-1		
1993	W, 2-1		
1993	W, 6-3		
1994	L, 3-4		
1994	W, 7-6		
1995	W, 5-3		
1995	W, 12-3		
1996	W, 20-14		
1996	W, 13-6		
1997	W, 18-3		
1997	W, 10-3		
1998	W, 9-6		
1998	L, 4-5		
1999	W, 15-2 (7)		
2000	W, 11-3		
2000	W, 19-2 (7)		
2001	W, 13-3		
2002	W, 3-2		
2003	W, 7-0		
2004	L, 1-2		
2005	W, 6-5		
2006	W, 18-1		
2007	W, 5-1		
2007	W, 22-6		
2008	W, 10-4		
2008	W, 18-6		
2014	W, 9-5		
2014	W, 4-1		
2014	W, 6-5		
2015	W, 1-0		

## MERCER-ATLANTA (AU trails, 1-0)

Year	Result	Location	Date
1973	L, 5-8		3/21

## MIAMI [FLA.] (AU leads, 7-1)

Year	Result	Location	Date
1946	W, 8-5	Auburn, Ala.	4/16
1946	W, 1-0	Miami, Fla.	5/3
1946	W, 11-7	Miami, Fla.	5/4
1966	W, 7-1	Auburn, Ala.	4/11
1966	W, 8-3	Auburn, Ala.	4/12
1968	W, 7-5	Auburn, Ala.	4/15
1968	W, 6-1	Auburn, Ala.	4/16
1994	L, 5-7	Omaha, Neb.	6/6

## MIAMI [OHIO] (AU leads, 5-2)

Year	Result	Location	Date
1971	W, 7-1		3/19
1971	W, 6-4		3/20
1971	L, 1-5		3/21
1971	L, 4-13		3/23
2010	W, 14-9	Auburn, Ala.	3/5
2010	W, 13-5	Auburn, Ala.	3/6
2010	W, 5-4	Auburn, Ala.	3/7

## MICHIGAN (AU leads, 4-3-1)

Year	Result	Location	Date
1920	T, 1-1	Auburn, Ala.	4/12
1920	W, 4-3	Auburn, Ala.	4/13
1923	W, 8-1	Montgomery, Ala.	4/11
1923	L, 2-9	Auburn, Ala.	4/12
1924	L, 9-10	Montgomery, Ala.	4/16
1926	W, 8-5	Auburn, Ala.	4/5
1991	W, 12-4	Mobile, Ala.	3/9
1993	L, 0-4	Mobile, Ala.	2/27

## MICHIGAN ST. (AU leads, 4-3)

Year	Result	Location	Date
1941	W, 9-8	Auburn, Ala.	3/31
1941	L	Montgomery, Ala.	4/1
1942	L	Auburn, Ala.	3/27

1990	W, 5-4	Auburn, Ala.	3/21
1996	W, 10-9	Mobile, Ala.	2/25
2007	W, 11-6	Mobile, Ala.	2/24
2016	L, 0-3	Pensacola, Fla.	3/5

## MIDDLE TENN. (AU leads, 15-4)

Year	Result	Location	Date
1973	W, 13-4		3/16
1973	L, 2-3		3/17
1976	W, 10-5	Tallahassee, Fla.	5/21
1977	L, 2-5	Auburn, Ala.	
1979	W, 6-5	Auburn, Ala.	2/26
1987	W, 5-3	Huntsville, Ala.	5/22
1994	W, 19-3 (7)	Auburn, Ala.	2/26
1994	W, 9-2 (7)	Auburn, Ala.	2/26
1994	W, 11-9	Auburn, Ala.	2/27
1994	W, 6-1	Murfreesboro, Tenn.	3/22
1995	W, 12-2	Auburn, Ala.	3/4
1995	W, 6-1	Murfreesboro, Tenn.	4/10
1997	W, 4-1 (7)	Auburn, Ala.	2/22
1997	W, 11-7 (7)	Auburn, Ala.	2/22
1997	W, 9-3	Auburn, Ala.	2/23
1999	W, 8-2	Auburn, Ala.	2/19
1999	L, 2-5	Auburn, Ala.	2/20
1999	W, 7-3	Auburn, Ala.	2/21
2013	L, 1-2	Auburn, Ala.	2/23

## MIGNON MILLS (AU leads, 1-0)

Year	Result	Location	Date
1948	W, 6-3	Auburn, Ala.	4/20

## MINNESOTA (AU leads, 2-0)

Year	Result	Location
------	--------	----------





RESULTS VS. OPPONENTS

Table of game results from 1979 to 2001, listing date, result, and opponent.

Table of game results from 2002 to 2008, listing date, result, location, and opponent.

Table of game results from 1983 to 2007, listing date, result, location, and opponent.

Table of game results from 1993 to 1999, listing date, result, location, and opponent.







# RESULTS VS. OPPONENTS

1939	L, 3-5	Atlanta, Ga.	4/1
1939	W	Auburn, Ala.	5/12
1939	W, 11-4	Auburn, Ala.	5/13
1940	W, 7-0	Atlanta, Ga.	4/10
1940	W, 7-3	Atlanta, Ga.	4/11
1940	L, 4-9	Auburn, Ala.	5/10
1940	W, 12-7	Auburn, Ala.	5/11
1941	L, 2-3	Atlanta, Ga.	4/10
1941	T, 1-1	Atlanta, Ga.	4/10
1941	W, 6-1	Auburn, Ala.	5/9
1941	W, 8-3	Auburn, Ala.	5/10
1942	W, 5-4	Atlanta, Ga.	4/1
1942	L, 5-7	Atlanta, Ga.	4/2
1942	W, 4-1	Atlanta, Ga.	5/8
1942	L, 1-3	Atlanta, Ga.	5/9
1960	W, 6-2	Auburn, Ala.	4/19
1965	W, 11-2		4/14
1969	L, 2-3	Auburn, Ala.	3/28
1969	W, 4-1	Auburn, Ala.	3/29

## OHIO (AU leads, 9-1)

Year	Result	Location	Date
1976	W, 6-4	Auburn, Ala.	3/22
1976	W, 7-4	Auburn, Ala.	3/22
1976	W, 2-1	Auburn, Ala.	3/23
1976	W, 6-4	Auburn, Ala.	3/24
1977	W, 10-3	Auburn, Ala.	3/22
1977	W, 9-3	Auburn, Ala.	3/22
1977	W, 5-3	Auburn, Ala.	3/23
1977	L, 7-8	Auburn, Ala.	3/23
1990	W, 8-3 (7)	Auburn, Ala.	3/21
1990	W, 7-4	Auburn, Ala.	3/22

## OHIO ST. (Series tied, 4-4)

Year	Result	Location	Date
1924	L, 4-7	Auburn, Ala.	3/19
1924	W, 3-1	Auburn, Ala.	3/20
1967	W, 1-0	Omaha, NE	6/12
1995	W, 9-5	Mobile, Ala.	2/25
1995	W, 8-6	Oklahoma City, Okla.	5/26
2003	L, 2-6	Auburn, Ala.	5/31
2003	L, 7-9	Auburn, Ala.	6/1
2014	L, 0-1	Port Charlotte, Fla.	2/15

## OKLAHOMA (AU trails, 5-1)

Year	Result	Location	Date
1992	L, 3-6	Mobile, Ala.	3/7
1994	L, 4-5	Omaha, Neb.	6/4
1995	L, 8-9	Oklahoma City, Okla.	5/27
1995	L, 1-3	Oklahoma City, Okla.	5/28
1998	W, 9-8	Tallahassee, Fla.	5/23
2021	L, 3-4 (10)	Round Rock, Texas	2/26

## OKLAHOMA ST. (Series tied, 1-1)

Year	Result	Location	Date
1993	L, 10-14	Stillwater, Okla.	5/29
2015	W, 9-2	Auburn, Ala.	2/28

## OLD DOMINION (AU leads, 2-0)

Year	Result	Location	Date
1986	W, 7-5	Auburn, Ala.	3/6
1994	W, 11-8 (10)	Clemson, S.C.	5/27

## OLE MISS (AU trails, 94-88-1)

Year	Result	Location	Date
1938	W, 6-5	Oxford, Miss.	4/18
1938	L, 3-5	Oxford, Miss.	4/19
1939	W, 3-2	Auburn, Ala.	4/29
1939	W, 4-1	Auburn, Ala.	4/29
1947	W, 6-1	Oxford, Miss.	4/17
1948	W, 6-0	Auburn, Ala.	3/29
1948	L, 4-7	Auburn, Ala.	3/30
1952	W, 6-5	Auburn, Ala.	4/16
1952	W, 10-6	Auburn, Ala.	4/17
1963	L, 6-7	Oxford, Miss.	5/8
1963	W, 7-4	Auburn, Ala.	5/10
1963	W, 6-2	Auburn, Ala.	5/11
1964	W, 10-9	Auburn, Ala.	5/13
1964	L, 0-7	Oxford, Miss.	5/15
1964	L, 0-5	Oxford, Miss.	5/16
1966	L, 3-5	Tallahassee, Fla.	3/23
1967	W, 2-1	Oxford, Miss.	5/10
1967	W, 9-6	Auburn, Ala.	5/12
1976	W, 3-2	Oxford, Miss.	3/19
1976	W, 6-4	Oxford, Miss.	3/19
1976	W, 1-0	Oxford, Miss.	3/20
1976	L, 1-3	Auburn, Ala.	4/16
1976	W, 5-2	Auburn, Ala.	4/16
1976	L, 2-9	Auburn, Ala.	4/17
1977	W, 3-1	Auburn, Ala.	4/2
1977	W, 9-4	Auburn, Ala.	4/2
1977	L, 7-14	Auburn, Ala.	4/3
1977	L, 4-6	Oxford, Miss.	5/7
1977	W, 5-1	Oxford, Miss.	5/7
1977	L, 4-7	Oxford, Miss.	5/8
1978	L, 3-8	Oxford, Miss.	4/1

1978	W, 6-5	Oxford, Miss.	4/1
1978	W, 11-6	Oxford, Miss.	4/2
1978	W, 3-1	Auburn, Ala.	5/6
1978	W, 1-0	Auburn, Ala.	5/6
1979	L, 4-5 (7)	Oxford, Miss.	4/7
1979	L, 3-4 (10)	Oxford, Miss.	4/7
1979	L, 2-4	Oxford, Miss.	4/8
1980	L, 1-4 (7)	Oxford, Miss.	3/22
1980	L, 3-7 (7)	Oxford, Miss.	3/22
1980	W, 4-3	Oxford, Miss.	3/23
1980	W, 5-4 (7)	Auburn, Ala.	4/26
1980	W, 4-0 (7)	Auburn, Ala.	4/26
1980	L, 4-5	Auburn, Ala.	4/27
1980	W, 7-4	Gainesville, Fla.	5/11
1981	L, 2-5 (7)	Auburn, Ala.	3/11
1981	L, 2-7 (7)	Auburn, Ala.	3/11
1981	W, 16-2	Auburn, Ala.	3/12
1981	L, 0-17 (7)	Oxford, Miss.	4/18
1981	L, 2-4 (7)	Oxford, Miss.	4/18
1981	L, 2-6	Oxford, Miss.	4/19
1982	L, 3-4 (7)	Auburn, Ala.	3/10
1982	L, 4-5 (8)	Auburn, Ala.	3/10
1982	L, 1-4	Auburn, Ala.	3/11
1982	L, 0-1 (7)	Oxford, Miss.	4/18
1982	T, 3-3 (7)	Auburn, Ala.	4/18
1983	L, 8-12	Auburn, Ala.	3/10
1983	L, 5-6	Auburn, Ala.	3/11
1983	L, 6-12	Auburn, Ala.	3/11
1983	L, 4-12	Oxford, Miss.	4/16
1983	L, 9-10	Oxford, Miss.	4/16
1983	L, 7-10	Oxford, Miss.	4/17
1984	W, 6-5 (8)	Auburn, Ala.	3/9
1984	W, 9-7 (7)	Auburn, Ala.	3/9
1984	L, 4-10	Auburn, Ala.	3/10
1984	W, 7-5 (7)	Oxford, Miss.	4/14
1984	L, 5-16 (7)	Oxford, Miss.	4/14
1984	L, 5-7	Oxford, Miss.	4/15
1985	W, 11-2 (7)	Auburn, Ala.	3/23
1985	W, 7-5 (7)	Auburn, Ala.	3/23
1985	W, 14-6	Auburn, Ala.	3/24
1985	L, 7-16	Oxford, Miss.	4/28
1985	L, 5-6	Oxford, Miss.	4/28
1986	W, 4-2 (7)	Auburn, Ala.	3/7
1986	W, 7-5 (7)	Auburn, Ala.	3/7
1986	W, 15-2	Auburn, Ala.	3/2
1987	W, 8-6 (8)	Oxford, Miss.	3/7
1987	W, 2-1 (8)	Oxford, Miss.	3/7
1987	L, 2-10	Oxford, Miss.	3/8
1988	W, 5-0 (7)	Auburn, Ala.	3/12
1988	W, 1-0 (11)	Auburn, Ala.	3/12
1988	W, 14-1	Auburn, Ala.	3/13
1989	W, 8-5	Oxford, Miss.	3/11
1989	L, 2-4 (7)	Oxford, Miss.	3/11
1989	W, 7-4	Oxford, Miss.	3/12
1990	L, 2-3	Auburn, Ala.	3/17
1990	L, 3-9 (7)	Auburn, Ala.	3/17
1990	W, 4-2	Auburn, Ala.	3/18
1991	L, 3-6	Oxford, Miss.	3/16
1991	W, 3-2 (7)	Oxford, Miss.	3/16
1991	W, 8-4	Oxford, Miss.	3/17
1992	W, 8-7 (12)	Oxford, Miss.	4/25
1992	L, 0-1 (7)	Oxford, Miss.	4/25
1992	L, 5-15	Oxford, Miss.	4/26
1993	W, 11-3	Auburn, Ala.	5/1
1993	W, 1-0 (7)	Auburn, Ala.	5/1
1993	L, 7-9	Auburn, Ala.	5/2
1994	L, 0-2	Oxford, Miss.	4/29
1994	L, 3-8	Oxford, Miss.	4/30
1994	W, 5-3	Oxford, Miss.	5/1
1994	L, 5-11	Auburn, Ala.	4/28
1995	W, 4-2	Auburn, Ala.	4/29
1995	W, 3-1	Auburn, Ala.	4/30
1995	W, 10-3	Starkville, Miss.	5/19
1996	W, 15-4	Oxford, Miss.	4/26
1996	L, 0-6	Oxford, Miss.	4/27
1996	W, 10-5	Oxford, Miss.	4/28
1997	L, 6-11	Auburn, Ala.	5/9
1997	W, 13-6	Auburn, Ala.	5/10
1997	L, 5-7 (11)	Auburn, Ala.	5/11
1998	L, 5-6 (10)	Oxford, Miss.	3/6
1998	W, 7-5 (8)	Oxford, Miss.	3/8
1999	W, 5-4	Auburn, Ala.	4/23
1999	W, 9-8	Auburn, Ala.	4/24
1999	L, 2-13	Auburn, Ala.	4/25
2000	L, 3-8	Oxford, Miss.	4/7
2000	W, 16-8	Oxford, Miss.	4/8
2000	L, 2-7	Oxford, Miss.	4/9
2001	L, 8-10	Auburn, Ala.	3/16
2001	L, 2-3 (11)	Auburn, Ala.	3/17
2001	L, 5-6	Auburn, Ala.	3/18
2002	W, 10-3	Oxford, Miss.	4/12
2002	L, 1-2	Oxford, Miss.	4/13
2002	L, 2-10	Oxford, Miss.	4/14
2003	L, 4-7	Auburn, Ala.	5/16
2003	W, 5-2	Auburn, Ala.	5/17
2003	W, 6-2	Auburn, Ala.	5/18

2004	L, 1-6	Oxford, Miss.	4/9
2004	W, 2-1 (7)	Oxford, Miss.	4/11
2004	W, 3-2 (7)	Oxford, Miss.	4/11
2005	W, 4-3	Auburn, Ala.	5/6
2005	W, 12-4	Auburn, Ala.	5/7
2005	L, 1-9	Auburn, Ala.	5/8
2006	L, 2-14	Oxford, Miss.	4/8
2006	W, 6-2	Oxford, Miss.	4/8
2006	L, 1-12	Oxford, Miss.	4/9
2007	L, 2-4	Auburn, Ala.	3/30
2007	L, 4-7	Auburn, Ala.	3/31
2007	W, 3-2	Auburn, Ala.	4/1
2008	L, 6-7	Oxford, Miss.	5/9
2008	W, 11-1	Oxford, Miss.	5/10
2008	L, 2-5	Oxford, Miss.	5/11
2009	L, 2-9	Auburn, Ala.	5/1
2009	L, 2-8	Auburn, Ala.	5/2
2009	L, 4-11	Auburn, Ala.	5/3
2010	W, 5-3	Oxford, Miss.	5/20
2010	W, 18-4	Oxford, Miss.	5/21
2010	W, 11-1	Oxford, Miss.	5/22
2010	L, 7-10 (10)	Hoover, Ala.	5/28
2011	W, 6-3	Auburn, Ala.	4/21
2011	L, 7-10	Auburn, Ala.	4/22
2011	W, 9-7	Auburn, Ala.	4/23
2012	L, 1-2	Oxford, Miss.	3/16
2012	W, 10-4	Oxford, Miss.	3/17
2012	W, 3-2	Oxford, Miss.	3/18
2013	L, 1-6	Auburn, Ala.	5/3
2013	W, 8-5	Auburn, Ala.	5/4
2013	W, 5-4	Auburn, Ala.	5/5
2014	L, 5-8 (13)	Oxford, Miss.	4/4
2014	L, 0-6	Oxford, Miss.	4/5
2014	L, 1-5	Oxford, Miss.	4/5
2015	W, 3-1	Auburn, Ala.	4/17
2015	L, 2-7	Auburn, Ala.	4/18
2015	W, 14-0	Auburn, Ala.	4/18
2016	L, 4-6	Oxford, Miss.	4/22
2016	L, 4-7	Oxford, Miss.	4/23
2016	L, 5-6	Oxford, Miss.	4/24
2017	W, 4-1	Auburn, Ala.	5/18
2017	W, 9-1	Auburn, Ala.	5/19
2017	L, 4-8	Auburn, Ala.	5/20
2017	W, 5-4	Hoover, Ala.	5/23
2018	L, 4-5	Oxford, Miss.	5/11
2018	L, 3-8	Oxford, Miss.	5/12
2018	L, 3-10	Oxford, Miss.	5/12
2018	W, 9-3	Hoover, Ala.	5/23
2018	L, 0-7	Hoover, Ala.	5/25
2019	W, 7-4	Auburn, Ala.	4/18
2019	L, 3-5	Auburn, Ala.	4/19
2019	W, 6-5 (10)	Auburn, Ala.	4/20
2021	L, 0-1	Oxford, Miss.	3/19
2021	L, 5-6	Oxford, Miss.	3/20
2021	L, 11-19	Oxford, Miss.	3/21
2021	L, 4-7	Hoover, Ala.	5/25

## OPELIKA (AU leads, 4-1)

Year	Result	Location	Date
1949	W, 11-9	Opeleka, Ala.	4/1
1950	W, 8-4	Opeleka, Ala.	4/12
1950	L, 5-6	Opeleka, Ala.	4/19
1951	W, 17-8	Opeleka, Ala.	4/11
1951	W, 7-4	Opeleka, Ala.	4/16

## ORAL ROBERTS (AU leads, 2-1)

Year	Result	Location	Date
2016	L, 7-8	Auburn, Ala.	3/11
2016	W, 10-1	Auburn, Ala.	3/12
2016	W, 18-11	Auburn, Ala.	3/13

## PENN (AU leads, 1-0)

Year	Result	Location	Date
1995	W, 2-1	Oklahoma City, Okla.	5/25

## PENN ST. (AU leads, 3-0)

Year	Result	Location	Date
1995	W, 9-2	Auburn, Ala.	3/10
1995	W, 8-5	Auburn, Ala.	3/11
1995	W, 14-0	Auburn, Ala.	3/12

## PEPPERDINE (AU trails, 1-0)

Year	Result	Location	Date
1993	L, 1-7	Orlando, Fla.	2/5

## PHENIX CITY (AU leads, 1-0)

Year	Result	Location	Date
1946	W, 13-0	Phenix City, Ala.	5/11

## PRESBYTERIAN (AU leads, 8-2)



RESULTS VS. OPPONENTS

Table of game results for Auburn, Ala. from 1953 to 2021, including location and score.

SETON HALL (Series tied, 1-1) table with Year, Result, Location, Date.

SEWANEE (AU trails, 2-4) table with Year, Result, Location, Date.

SHAWMUT MILLS (AU leads, 3-0) table with Year, Result, Location, Date.

SIENA (AU leads, 2-0) table with Year, Result, Location, Date.

SIENA HEIGHTS (AU leads, 1-0) table with Year, Result, Location, Date.

SOUTH ALA. (AU trails, 50-27)

Main table of game results for Auburn, Ala. from 1968 to 2019, including location and score.

SOUTH CAROLINA (AU trails, 47-27)

Table of game results for Auburn, Ala. from 1927 to 2019, including location and date.

SE LOUISIANA (AU leads, 2-0)

SE LOUISIANA table with Year, Result, Location, Date.

SE MISSOURI (AU leads, 2-1)

SE MISSOURI table with Year, Result, Location, Date.

SOUTHERN (AU leads, 2-1)

SOUTHERN table with Year, Result, Location, Date.

SOUTHERN (ALA) (AU leads, 7-3)

SOUTHERN (ALA) table with Year, Result, Location, Date.

Table of game results for Auburn, Ala. from 1900 to 1917, including location and score.

SO. BENEDICTINE (AU leads, 1-0)

SO. BENEDICTINE table with Year, Result, Location, Date.

SOUTHERN ILLINOIS (AU trails, 0-1)

SOUTHERN ILLINOIS table with Year, Result, Location, Date.

SOUTHERN MISS (AU leads, 5-2)

SOUTHERN MISS table with Year, Result, Location, Date.

SOUTH FLORIDA (AU leads, 2-1)

SOUTH FLORIDA table with Year, Result, Location, Date.

SPRINGFIELD (AU trails, 0-1)

SPRINGFIELD table with Year, Result, Location, Date.

SPRING HILL (AU leads, 8-1-1)

SPRING HILL table with Year, Result, Location, Date.

STANFORD (AU trails, 4-0)

STANFORD table with Year, Result, Location, Date.

STETSON (AU trails, 2-0)

STETSON table with Year, Result, Location, Date.

TALLADEGA (AU leads, 2-0)

TALLADEGA table with Year, Result, Location, Date.

TALLASSEE (AU leads, 1-0)

TALLASSEE table with Year, Result, Location, Date.

TAMPA (AU leads, 3-1)

TAMPA table with Year, Result, Location, Date.

TENNESSEE (AU leads, 96-39)

TENNESSEE table with Year, Result, Location, Date.







# RESULTS VS. OPPONENTS

1960	W, 13-11	Knoxville, Tenn.
1961	W, 17-1	Auburn, Ala.
1961	L, 3-10	Auburn, Ala.
1962	W, 4-1	Knoxville, Tenn.
1962	L, 1-3	Knoxville, Tenn.
1963	W, 5-0	
1963	W, 3-2	
1964	W, 6-0	
1964	W, 7-5	
1965	W, 7-3	Auburn, Ala.
1966	W, 6-1	
1966	L, 3-7	
1967	W, 2-1	Auburn, Ala.
1967	W, 4-2	Auburn, Ala.
1967	W, 5-0	Auburn, Ala.
1968	W, 4-3	Knoxville, Tenn.
1969	L, 3-5	Auburn, Ala.
1969	W, 11-7	Auburn, Ala.
1969	W, 4-3	Auburn, Ala.
1970	L, 1-2	Knoxville, Tenn.
1970	W, 1-0	Knoxville, Tenn.
1970	L, 0-1	Knoxville, Tenn.
1971	W, 4-3	Auburn, Ala.
1971	L, 5-6	Auburn, Ala.
1973	W, 2-0	Auburn, Ala.
1973	W, 3-1	Auburn, Ala.
1973	L, 0-16	Auburn, Ala.
1974	L, 1-9	Knoxville, Tenn.
1974	W, 2-1	Knoxville, Tenn.
1974	L, 3-9	Knoxville, Tenn.
1975	L, 3-4	Auburn, Ala.
1975	L, 6-11	Auburn, Ala.
1975	W, 10-4	Auburn, Ala.
1980	W, 5-3	Auburn, Ala.
1980	W, 4-2 (7)	Auburn, Ala.
1984	W, 16-5 (7)	Auburn, Ala.
1984	W, 6-5 (8)	Auburn, Ala.
1984	W, 6-5	Auburn, Ala.
1985	L, 5-7	Knoxville, Tenn.
1985	W, 6-5	Knoxville, Tenn.
1985	W, 12-5	Knoxville, Tenn.
1986	W, 2-1 (10)	Auburn, Ala.
1986	W, 11-5 (7)	Auburn, Ala.
1986	W, 13-6	Auburn, Ala.
1987	W, 8-4 (9)	Knoxville, Tenn.
1987	W, 6-2 (7)	Knoxville, Tenn.
1987	W, 5-2	Knoxville, Tenn.
1988	L, 3-5 (9)	Auburn, Ala.
1988	L, 0-1 (7)	Auburn, Ala.
1988	W, 17-3	Auburn, Ala.
1989	W, 10-0	Knoxville, Tenn.
1989	W, 14-4 (7)	Knoxville, Tenn.
1989	W, 11-2	Knoxville, Tenn.
1990	L, 2-8	Knoxville, Tenn.
1990	W, 4-3 (7)	Knoxville, Tenn.
1990	W, 12-3	Knoxville, Tenn.
1991	W, 6-2	Auburn, Ala.
1991	L, 4-5 (10)	Auburn, Ala.
1991	W, 3-2	Auburn, Ala.
1994	W, 6-3	Knoxville, Tenn.
1994	W, 3-1	Knoxville, Tenn.
1994	L, 4-8	Knoxville, Tenn.
1995	L, 6-13	Auburn, Ala.
1995	W, 5-1	Auburn, Ala.
1995	W, 11-3	Auburn, Ala.
1996	L, 3-7	Knoxville, Tenn.
1996	W, 10-5 (10)	Knoxville, Tenn.
1996	L, 0-11	Knoxville, Tenn.
1997	L, 4-5 (10)	Auburn, Ala.
1997	W, 16-4	Auburn, Ala.
1997	W, 5-3	Auburn, Ala.
1998	L, 1-5	Knoxville, Tenn.
1998	W, 22-8	Knoxville, Tenn.
1998	W, 11-8	Knoxville, Tenn.
1999	W, 19-13	Auburn, Ala.
1999	W, 6-3	Auburn, Ala.
1999	W, 16-4	Auburn, Ala.
2000	W, 4-3 (10)	Knoxville, Tenn.
2000	W, 6-4	Knoxville, Tenn.
2000	W, 7-6	Knoxville, Tenn.
2001	W, 11-3	Auburn, Ala.
2001	W, 9-2	Auburn, Ala.
2001	W, 7-2	Auburn, Ala.
2002	W, 3-0	Knoxville, Tenn.
2002	L, 2-5	Knoxville, Tenn.
2002	W, 8-1	Knoxville, Tenn.
2003	W, 3-2	Auburn, Ala.
2003	L, 6-9	Auburn, Ala.
2003	W, 3-2	Auburn, Ala.
2004	W, 4-3	Knoxville, Tenn.
2004	L, 6-7 (10)	Knoxville, Tenn.
2004	W, 7-3	Knoxville, Tenn.
2005	L, 1-2	Auburn, Ala.
2005	W, 7-1	Auburn, Ala.
2005	L, 2-7	Auburn, Ala.
2008	W, 12-6	Auburn, Ala.

2008	L, 4-8 (11)	Auburn, Ala.
2008	W, 4-3	Auburn, Ala.
2009	W, 4-2	Knoxville, Tenn.
2009	W, 8-5 (7)	Knoxville, Tenn.
2009	L, 1-7 (7)	Knoxville, Tenn.
2010	L, 3-9	Auburn, Ala.
2010	W, 18-0	Auburn, Ala.
2010	W, 9-2	Auburn, Ala.
2011	L, 2-5	Knoxville, Tenn.
2011	W, 13-4	Knoxville, Tenn.
2011	L, 3-4	Knoxville, Tenn.
2012	W, 12-5	Auburn, Ala.
2012	W, 12-3	Auburn, Ala.
2012	W, 11-4	Auburn, Ala.
2014	W, 3-2	Knoxville, Tenn.
2014	W, 4-2	Knoxville, Tenn.
2014	L, 6-8	Knoxville, Tenn.
2016	L, 4-13	Auburn, Ala.
2016	W, 2-0	Auburn, Ala.
2016	W, 7-6	Auburn, Ala.
2017	W, 3-2	Knoxville, Tenn.
2017	L, 4-5 (10)	Knoxville, Tenn.
2017	W, 8-1	Knoxville, Tenn.
2019	W, 2-0	Auburn, Ala.
2019	W, 5-2	Auburn, Ala.
2019	W, 5-3	Auburn, Ala.
2019	W, 5-3	Hoover, Ala.

**TENNESSEE-MARTIN (AU leads, 2-0)**

Year	Result	Location	Date
2019	W, 15-9	Auburn, Ala.	3/5
2019	W, 2-0	Auburn, Ala.	3/6

**TENNESSEE ST. (AU leads, 2-0)**

Year	Result	Location	Date
1993	W, 8-1 (7)	Auburn, Ala.	5/4
1993	W, 3-0 (7)	Auburn, Ala.	5/4

**TENNESSEE TECH (AU leads, 1-0)**

Year	Result	Location	Date
2017	W, 5-3	Tallahassee, Fla.	6/3

**TEXAS (AU leads, 2-0-1)**

Year	Result	Location	Date
1912	W, 4-3	Auburn, Ala.	4/22
1912	T, 3-3	Auburn, Ala.	4/22
1995	W, 4-2	Oklahoma City, Okla.	5/28

**TEXAS A&M (AU trails, 14-12)**

Year	Result	Location	Date
2013	W, 6-4 (10)	College Station, Texas	4/5
2013	W, 10-5	College Station, Texas	4/6
2013	L, 1-4	College Station, Texas	4/7
2014	W, 4-0	Auburn, Ala.	3/14
2014	W, 5-2	Auburn, Ala.	3/15
2014	L, 0-9	Auburn, Ala.	3/15
2015	L, 2-6	College Station, Texas	3/13
2015	L, 4-10	College Station, Texas	3/14
2015	L, 1-6	College Station, Texas	3/15
2016	L, 8-12	Auburn, Ala.	3/19
2016	W, 9-7	Auburn, Ala.	3/19
2016	L, 10-12	Auburn, Ala.	3/20
2017	W, 2-1	College Station, Texas	4/7
2017	L, 3-6	College Station, Texas	4/8
2017	L, 1-3	College Station, Texas	4/9
2018	W, 4-1	Auburn, Ala.	3/16
2018	W, 11-5	Auburn, Ala.	3/17
2018	L, 1-5	Auburn, Ala.	3/18
2018	L, 2-4	Hoover, Ala.	5/24
2019	L, 0-4	College Station, Texas	4/12
2019	W, 7-0	College Station, Texas	4/13
2019	L, 1-4	College Station, Texas	4/14
2021	W, 6-1	Round Rock, Texas	2/28
2021	W, 5-4	Auburn, Ala.	5/14
2021	L, 9-11	Auburn, Ala.	5/15
2021	W, 8-5	Auburn, Ala.	5/16

**UTSA (AU leads, 3-0)**

Year	Result	Location	Date
2019	W, 6-0	Auburn, Ala.	3/8
2019	W, 5-0	Auburn, Ala.	3/9
2019	W, 8-3	Auburn, Ala.	3/9

**TEXAS SOUTHERN (AU leads, 1-0)**

Year	Result	Location	Date
2011	W, 11-1	Auburn, Ala.	4/27

**TROY (AU leads, 56-23)**

Year	Result	Location	Date
1935	W, 4-1	Auburn, Ala.	3/27
1935	L, 6-7	Troy, Ala.	4/16
1935	W, 10-7	Troy, Ala.	4/16
1936	W, 10-4	Auburn, Ala.	3/26
1936	W, 5-0	Auburn, Ala.	3/26
1936	W, 2-1	Auburn, Ala.	5/1
1936	W, 3-1	Auburn, Ala.	5/1

1937	W, 17-2	Auburn, Ala.	4/2
1937	L, 5-10	Auburn, Ala.	4/3
1937	W, 2-1 (5)	Troy, Ala.	4/21
1937	W, 12-4	Troy, Ala.	4/22
1938	W, 12-9	Auburn, Ala.	3/30
1938	W, 15-9	Auburn, Ala.	3/31
1938	W	Troy, Ala.	4/13
1938	W, 5-1	Troy, Ala.	4/14
1938	W, 4-3	Troy, Ala.	3/31
1939	W, 13-4	Troy, Ala.	4/24
1939	W, 6-5	Troy, Ala.	4/24
1975	L, 3-5	Auburn, Ala.	4/21
1976	W, 12-0	Auburn, Ala.	4/18
1977	W, 4-1	Auburn, Ala.	4/18
1978	W, 4-1	Auburn, Ala.	4/20
1979	W, 3-2	Auburn, Ala.	4/30
1980	W, 6-2	Auburn, Ala.	4/16
1981	W, 6-5	Troy, Ala.	3/1
1981	W, 15-10	Auburn, Ala.	4/16
1982	L, 4-5	Troy, Ala.	3/3
1982	W, 14-12	Auburn, Ala.	5/4
1983	L, 5-6	Troy, Ala.	3/3
1983	L, 0-1	Auburn, Ala.	4/27
1984	W, 16-11	Troy, Ala.	3/30
1984	L, 9-14	Auburn, Ala.	4/25
1985	W, 12-6	Troy, Ala.	3/17
1985	L, 5-9	Auburn, Ala.	4/23
1992	W, 4-1	Auburn, Ala.	2/28
1993	W, 7-3	Auburn, Ala.	3/11
1994	W, 32-9	Auburn, Ala.	3/2
1994	L, 3-6	Montgomery, Ala.	5/2
1995	W, 11-7	Auburn, Ala.	3/1
1995	W, 6-2	Montgomery, Ala.	5/3
1996	W, 11-4	Montgomery, Ala.	3/2
1996	L, 2-9	Auburn, Ala.	5/1
1997	W, 10-7	Auburn, Ala.	2/20
1998	W, 10-0	Montgomery, Ala.	5/5
1999	L, 5-12	Auburn, Ala.	2/16
2000	W, 14-7	Auburn, Ala.	2/29
2000	W, 11-8 (10)	Montgomery, Ala.	3/28
2001	W, 4-3	Auburn, Ala.	2/13
2001	W, 5-0	Montgomery, Ala.	3/27
2002	W, 13-0	Auburn, Ala.	2/19
2002	L, 6-11	Montgomery, Ala.	4/30
2003	W, 5-1	Auburn, Ala.	2/25
2003	W, 13-2	Montgomery, Ala.	4/2
2004	W, 4-2	Auburn, Ala.	3/9
2004	L, 3-4	Montgomery, Ala.	3/17
2005	W, 12-2	Auburn, Ala.	2/22
2005	W, 4-3	Troy, Ala.	5/3
2006	W, 5-4 (10)	Auburn, Ala.	2/21
2006	L, 7-12	Troy, Ala.	3/28
2006	L, 6-7	Montgomery, Ala.	4/19
2007	W, 11-3	Auburn, Ala.	2/20
2007	L, 4-5 (16)	Troy, Ala.	4/25
2008	W, 6-4	Troy, Ala.	3/18
2008	L, 3-6	Auburn, Ala.	4/29
2009	W, 26-6	Auburn, Ala.	4/28
2009	W, 13-8	Troy, Ala.	4/29
2010	L, 4-5	Troy, Ala.	3/31
2010	W, 16-3	Auburn, Ala.	4/20
2011	W, 6-1	Auburn, Ala.	3/29
2011	L, 6-14	Troy, Ala.	4/5
2012	W, 7-4	Auburn, Ala.	4/17
2012	W, 7-0	Troy, Ala.	4/24
2013	L, 2-11	Troy, Ala.	3/26
2014	W, 6-0	Auburn, Ala.	4/8
2016	L, 3-4	Pensacola, Fla.	3/4
2016	W, 7-2	Auburn, Ala.	5/10
2017	L, 2-5	Auburn, Ala.	4/25
2018	W, 6-5	Auburn, Ala.	2/21
2018	L, 5-9	Troy, Ala.	5/15

**TULANE (AU leads, 17-8-1)**

Year	Result	Location	Date
1904	PPD	Auburn, Ala.	5/5
1904	PPD	Auburn, Ala.	5/6
1904	PPD	Auburn, Ala.	5/7
1914	W, 8-3	Auburn, Ala.	4/17
1914	W, 1-0	Auburn, Ala.	4/18
1914	W, 8-6	Auburn, Ala.	4/18
1926	L, 2-4	New Orleans, La.	4/2
1926	W, 4-0	New Orleans, La.	4/3
1927	W, 12-3	Auburn, Ala.	4/1
1927	W, 6-0	Auburn, Ala.	4/2
1928	W, 6-1	Auburn, Ala.	3/30
1928	W, 9-3	New Orleans, La.	3/31
1929	L, 4-10	New Orleans, La.	3/29
1929	W, 11-2	New Orleans, La.	3/30
1930	W, 17-1	Auburn, Ala.	3/29
1930	W, 5-1	Auburn, Ala.	3/29
1951	L, 5-7	New Orleans, La.	4/4
1951	W, 8-4	New Orleans, La.	4/5
1952	L, 7-10	Auburn, Ala.	4/11
1952	T, 7-7	Auburn, Ala.	4/12
1953	L, 2-8	New Orleans, La.	3/21

1968	W, 4-2	Auburn, Ala.	4/12
1968	W, 11-0	Auburn, Ala.	4/13
1970	L, 1-3	New Orleans, La.	3/22
1992	W, 3-1	Mobile, Ala.	3/8
1994	W, 5-2	New Orleans, La.	2/20
1999	L, 5-7	Tallahassee, Fla.	5/30
1999	W, 13-9	Tallahassee, Fla.	5/30
2000	L, 8-11	New Orleans, La.	2/18

**TUSKEGEE (AU leads, 1-0)**

Year	Result	Location	Date
1978	W, 19-10	Auburn, Ala.	5/2

**UAB (AU leads, 51-11)**

Year	Result	Location	Date
1979	L, 4-5 (13)	Birmingham, Ala.	4/19
1979	W, 12-2	Auburn, Ala.	5/8
1980	L, 1-5	Auburn, Ala.	4/24
1980	L, 2-3 (10)	Birmingham, Ala.	5/6
1981	W, 6-5	Birmingham, Ala.	4/4
1981	W, 4-3	Auburn, Ala.	4/22
1982	W, 13-1	Auburn, Ala.	4/27
1983	L, 5-6	Birmingham, Ala.	4/12
1983	W, 17-6	Auburn, Ala.	4/26
1984	L, 1-18	Birmingham, Ala.	4/24
1984	W, 7-4	Auburn, Ala.	5/1
1985	W, 14-11	Birmingham, Ala.	3/7
1985	W, 9-8	Auburn, Ala.	4/9
1986	W, 17-9	Birmingham, Ala.	3/12





RESULTS VS. OPPONENTS

Table of game results from 1924 to 1995, listing year, result, and location.

Table of game results from 1995 to 2003, listing year, result, location, and date.

Table of game results from 2004 to 2011, listing year, result, location, and date.

Table of game results from 1991 to 2011, listing year, result, location, and date.





# COACHING RECORDS SINCE 1949

## COACHING RECORDS SINCE 1949

### VICTORIES


Coach	Years	Overall			Pct.
		W	L	T	
Hal Baird	(16) 1985-00	634	328	0	.659
Paul Nix	(22) 1963-84	515	376	0	.578
Butch Thompson	(6) 2016-21	179	142	0	.558
John Pawlowski	(5) 2009-13	167	126	0	.570
Steve Renfro	(4) 2001-04	145	92	0	.612
Tom Slater	(4) 2005-08	115	113	0	.504
Dick McGowen	(7) 1951-57	90	76	2	.542
Sunny Golloway	(2) 2014-15	64	54	0	.542
Erk Russell	(4) 1959-62	59	37	1	.613
Johnny Williamson	(2) 1949-50	21	23	0	.477
Joe Connally	(1) 1958	17	8	0	.680

### WINNING PERCENTAGE

Coach	Years	Overall			Pct.
		W	L	T	
Joe Connally	(1) 1958	17	8	0	.680
Hal Baird	(16) 1985-00	634	328	0	.659
Erk Russell	(4) 1959-62	59	37	1	.613
Steve Renfro	(4) 2001-04	145	92	0	.612
Paul Nix	(22) 1963-84	515	376	0	.578
John Pawlowski	(5) 2009-13	167	126	0	.570
Butch Thompson	(6) 2016-21	179	142	0	.558
Dick McGowen	(7) 1951-57	90	76	2	.542
Sunny Golloway	(2) 2014-15	64	54	0	.542
Tom Slater	(4) 2005-08	115	113	0	.504
Johnny Williamson	(2) 1949-50	21	23	0	.477

### GAMES COACHED

Coach	Years	Games	Overall		
			W	L	T
Hal Baird	(16) 1985-00	962	634	328	0
Paul Nix	(22) 1963-84	891	515	376	0
Butch Thompson	(6) 2016-21	321	179	142	0
John Pawlowski	(5) 2009-13	293	167	126	0
Steve Renfro	(4) 2001-04	237	145	92	0
Tom Slater	(4) 2005-08	228	115	113	0
Dick McGowen	(7) 1951-57	168	90	76	2
Sunny Golloway	(2) 2014-15	118	64	54	0
Erk Russell	(4) 1959-62	97	59	37	1
Johnny Williamson	(2) 1949-50	44	21	23	0
Joe Connally	(1) 1958	25	17	8	0







## YEAR-BY-YEAR STANDINGS

Year	Overall	Pct.	SEC	Pct.	SEC* Finish	Coach
1895	0-1	.000				
1896	2-2	.500				
1897	1-4	.200				
1898	0-2	.000				
1899	2-5	.286				
1900	3-3	.500				
1901	1-7	.125				
1902	0-5	.000				
1903	1-6	.142				
1904	2-9	.182				
1905	9-3	.750			SIAA Champs	
1906	11-3	.786				
1907	10-6-1	.606				
1908	14-5-1	.718				
1909	14-6-1	.683				
1910	8-6	.571				
1911	8-11	.421				
1912	7-9-1	.424				
1913	11-6	.647				
1914	10-7	.588				
1915	9-5-3	.581				
1916	17-4	.810				
1917	9-5	.643				
1918	7-5	.583			SIAA Champs	
1919	8-7-1	.516				
1920	16-5-3	.711			SIAA Champs	
1921	18-4	.818				
1922	8-10	.444				
1923	8-10-4	.400				
1924	8-10-4	.400				
1925	5-15	.250				
1926	21-7	.750				
1927	14-6-1	.683				
1928	17-5-2	.739				
1929	11-9-1	.537				
1930	13-7	.650				
1931	18-4	.818			SIAA Champs	
1932	11-4-1	.710				
1933	8-5-1	.593	5-4	.566	3rd	Sam McAllister
1934	10-8-1	.553	3-4	.429	6th	Herschel Bobo/Del Morgan
1935	7-14	.250	6-5	.545	3rd	Del Morgan
1936	13-5	.722	5-5	.500	t3rd	Del Morgan
1937	21-4-1	.824	8-1	.889	1st	Del Morgan
1938	12-10	.545	5-7	.417	6th	Del Morgan
1939	16-10	.615	10-4	.714	2nd	Del Morgan
1940	15-8-1	.638	4-5	.444	5th	Porter Grant
1941	12-11-1	.511	5-5	.500	5th	Jimmy Hitchcock
1942	10-8	.556	4-4	.500	5th	Jimmy Hitchcock
1943	8-3	.727	3-1	.750	3rd	Bob Evans
1944					DID NOT FIELD TEAM	
1945					DID NOT FIELD TEAM	
1946	11-4	.733	5-3	.625	4th	Bob Evans
1947	17-7	.708	11-5	.688	2nd	Danny Doyle
1948	16-9	.640	14-5	.737	2nd	Danny Doyle
1949	9-10	.474	6-10	.375	8th	Johnny Williamson
1950	12-13	.480	8-11	.421	9th	Johnny Williamson
1951	14-11	.560	8-8	.500	6th	Dick McGowen
1952	13-11-2	.519	10-8-2	.579	5th	Dick McGowen
1953	9-12	.429	6-12	.333	11th	Dick McGowen
1954	17-5	.773	8-5	.615	4th	Dick McGowen
1955	9-16	.360	5-11	.313	9th	Dick McGowen
1956	12-11	.522	9-7	.563	5th	Dick McGowen
1957	16-10	.615	11-4	.733	2nd	Dick McGowen
1958	17-8	.680	12-3	.800	1st	Joe Connally
1959	15-11-1	.574	8-4	.667	t2ndE	Erik Russell
1960	15-8	.652	10-6	.623	2ndE	Erik Russell
1961	14-11	.560	12-6	.667	1stE	Erik Russell
1962	15-7	.682	11-5	.688	2ndE	Erik Russell
1963	17-8	.680	15-3	.810	1st	Paul Nix
1964	21-7	.750	13-5	.722	1stE	Paul Nix
1965	13-7	.650	10-3	.769	1stE	Paul Nix
1966	14-9	.560	6-7	.462	4thE	Paul Nix
1967	32-10!	.762	15-2	.882	1st	Paul Nix
1968	22-12	.647	9-6	.600	3rdE	Paul Nix
1969	20-17	.541	7-10	.412	5thE	Paul Nix
1970	17-16	.515	9-6	.600	3rdE	Paul Nix
1971	23-16	.590	9-7	.563	2ndE	Paul Nix
1972	18-17	.514	7-6	.538	t2ndE	Paul Nix
1973	20-19	.513	7-9	.438	5thE	Paul Nix
1974	31-13	.705	11-6	.647	2ndE	Paul Nix
1975	24-21	.533	7-9	.438	t4thE	Paul Nix
1976	37-15!	.712	12-7	.632	1st	Paul Nix
1977	28-18	.609	11-9	.550	t2ndW	Paul Nix
1978	33-21	.611	15-8	.652	1st#	Paul Nix
1979	21-21	.500	7-14	.333	4thW	Paul Nix
1980	27-24	.529	15-8	.652	1stW	Paul Nix
1981	27-27	.500	7-16	.304	5thW	Paul Nix
1982	27-20-1	.573	8-13-1	.386	5thW	Paul Nix
1983	16-34	.320	4-18	.182	5thW	Paul Nix
1984	27-24	.529	8-14	.364	4thW	Paul Nix

Year	Overall	Pct.	SEC	Pct.	SEC* Finish	Coach
1985	30-22	.577	11-12	.478	3rdW	Hal Baird
1986	31-24	.564	15-12	.517	3rd	Hal Baird
1987	42-18	.700	18-9	.667	2nd	Hal Baird
1988	39-16	.709	16-10	.615	4th	Hal Baird
1989	44-20	.688	12-12	.500	6th#	Hal Baird
1990	34-24	.586	13-13	.500	4th	Hal Baird
1991	35-24	.593	14-12	.538	5th	Hal Baird
1992	30-25	.545	10-14	.417	4thW	Hal Baird
1993	40-23	.635	17-11	.607	2ndW	Hal Baird
1994	44-21!	.677	16-13	.552	3rdW	Hal Baird
1995	50-13	.794	19-8	.704	1stW	Hal Baird
1996	32-24	.571	12-18	.400	5thW	Hal Baird
1997	50-17!	.746	17-12	.586	4thW	Hal Baird
1998	46-18	.719	16-12	.571	3rdW#	Hal Baird
1999	46-19	.708	18-12	.600	4thW	Hal Baird
2000	41-20	.672	17-13	.567	3rdW	Hal Baird
2001	37-21	.638	15-15	.500	4thW	Steve Renfro
2002	34-26	.600	15-15	.500	3rdW	Steve Renfro
2003	42-21	.667	18-12	.600	2ndW	Steve Renfro
2004	32-24	.571	12-18	.400	5thW	Steve Renfro
2005	34-26	.567	13-17	.433	T-5thW	Tom Slater
2006	22-34	.393	9-21	.300	6th W	Tom Slater
2007	31-25	.554	10-20	.333	6th W	Tom Slater
2008	28-28	.500	11-19	.367	5th W	Tom Slater
2009	31-25	.554	11-19	.367	5th W	John Pawlowski
2010	43-21	.672	20-10	.667	1st W	John Pawlowski
2011	29-29	.500	14-16	.467	T-2nd W	John Pawlowski
2012	31-28	.525	13-17	.433	5th W	John Pawlowski
2013	33-23	.589	13-17	.433	7th W	John Pawlowski
2014	28-28	.500	10-20	.333	7th W	Sunny Galloway
2015	36-26	.581	13-17	.433	5th W	Sunny Galloway
2016	23-33	.411	8-22	.267	6th W	Butch Thompson
2017	37-26	.587	16-14	.533	5th W	Butch Thompson
2018	43-23	.652	15-15	.500	T-3rd W	Butch Thompson
2019	38-28!	.576	14-16	.467	6th W	Butch Thompson
2020	13-55	.222	0-0	.000	N/A	Butch Thompson
2021	25-27	.481	10-20	.333	6th W	Butch Thompson
<b>TOTAL</b>	<b>2519-1709-33</b>	<b>.595</b>	<b>925-881-3</b>	<b>.512</b>		<b>125 seasons all-time</b>

\* Finish in SEC East (1959-1975) and SEC West from (1976-1985)

# Won postseason SEC Tournament

! NCAA College World Series

S Season canceled after 18 games due to COVID-19

Below are Auburn's all-time end-of-season rankings (highest ranking listed)

YEAR	FINAL RANK	POLL(S)	YEAR	FINAL RANK	POLL(S)
1964	12TH	CB	2000	20TH	ESPN
1967	2ND	CB	2003	17TH	ESPN
1976	8TH	CB	2010	19TH	BA/ESPN/NCBWA
1987	14TH	BA	2017	25TH	BA
1988	19TH	BM	2018	9TH	ESPN
1989	17TH	BA	2019	8TH	CB/NCBWA
1993	23RD	BA	2020	13TH	PG
1994	8TH	ESPN/CB			
1995	9TH	CB/BA			
1997	5TH	BA			
1998	9TH	BA			
1999	11TH	ESPN			


CB - Collegiate Baseball; BA - Baseball America;  
BM - Baseball Magazine; ESPN - USA Today/  
ESPN; NCBWA - National Collegiate Baseball Writers  
Association; PG - Perfect Game







# COLLEGE WORLD SERIES



## 1967

**Paul Nix, 32-10**

**Omaha, NE 3rd**

Ohio State.....	1-0	W
Stanford.....	3-6	L
Rider.....	4-3	W
Stanford (7 inn./rain).....	3-5	L



## 1976

**Paul Nix, 37-15**

**Omaha, NE T-7th**

Clemson.....	4-9	L
Maine.....	8-9	L



## 1994

**Hal Baird, 44-21**

**Omaha, NE T-7th**

Oklahoma.....	4-5	L
Miami (Fla.).....	5-7	L



## 1997

**Hal Baird, 50-17**

**Omaha, NE T-5th**

Stanford.....	3-8	L
Rice.....	10-1	W
Stanford.....	4-11	L



## 2019

**Butch Thompson, 38-28**

**Omaha, NE T-7th**

Mississippi State.....	4-5	L
Louisville.....	3-5	L

**AUBURN VS. CWS OPPONENTS**

Clemson.....	0-1
Louisville.....	0-1
Maine.....	0-1
Miami (Fla.).....	0-1
Mississippi State.....	0-1
Ohio State.....	1-0
Oklahoma.....	0-1
Rice.....	1-0
Rider.....	1-0
Stanford.....	0-4
<b>10 Opponents.....</b>	<b>3-10</b>

## CWS LINESCORES

### 1967

**Auburn 1, Ohio State 0 • June 12**

OSU.....	000	000	000	-	0	5	2
AU.....	100	000	00X	-	1	5	3

W: Lowe (11-1), L: Boggs (4-1)

**Stanford 6, Auburn 3 • June 13**

AU.....	000	102	000	-	3	8	3
SU.....	310	000	20X	-	6	7	1

W: Vance (11-0), L: Blauser (5-5)

**Auburn 4, Rider 3 • June 14**

RC.....	000	011	100	-	3	10	6
AU.....	000	102	001	-	4	6	2

W: Lowe (15-1), L: Mischik (7-3)

**Stanford 5, Auburn 3 • June 15**

AU.....	010	001	1	-	3	7	3
SU.....	100	400	0	-	5	5	0

W: Hamm, L: Boverit

### 1976

**Clemson 9, Auburn 4 • June 11**

AU.....	000	111	001	-	4	10	2
CU.....	000	502	11X	-	9	10	1

W: Porter (12-0), L: Hudson (10-5)

**Maine 9, Auburn 8 • June 12**

AU.....	410	030	000	-	8	13	2
UM.....	230	202	00X	-	9	12	4

W: LaCasse (7-1), L: Leach (8-5)

### 1994

**Oklahoma 9, Auburn 4 • June 4**

AU.....	000	000	031	-	4	12	1
OU.....	020	100	11X	-	5	11	2

W: Redman (13-3), L: Powell (5-4)  
S: Buckles (13)

**Miami 7, Auburn 5 • June 6**

UM.....	400	000	300	-	7	8	6
AU.....	001	012	010	-	5	12	2

W: Westfall (3-0), L: Humphreys (13-4)  
S: Tessmer (3)

### 1997

**Stanford 8, Auburn 3 • May 30**

AU.....	000	201	000	-	3	6	3
SU.....	010	050	02X	-	8	12	1

W: Hutchinson (8-3), L: Hebson (11-4)  
S: Austin (4)

**Auburn 10, Rice 1 • June 1**

RU.....	000	001	000	-	1	4	1
AU.....	014	203	00X	-	10	11	0

W: Hudson (15-2), L: Bess (3-3)

**Stanford 11, Auburn 4 • June 3**

SU.....	300	104	102	-	11	13	2
AU.....	004	000	000	-	4	8	3

W: Austin (5-2), L: Dunham (5-2)

### 2019

**Mississippi State 5, Auburn 4 • June 16**

AU.....	020	100	010	-	4	6	2
MSU.....	000	001	004	-	5	12	3

W: Gordon (5-0), L: Burns (4-4)

**Louisville 5, Auburn 3 • June 16**

UL.....	100	300	010	-	5	7	0
AU.....	010	000	101	-	3	13	2

W: Elliott (3-2), L: Horn (4-2)  
S: Kirian (5)



# NCAA REGIONALS/SUPER REGIONALS

## REGIONAL RESULTS

Year	Opponent	Score	Result	Location
1963	West Virginia	1-2	L	Gastonia, NC
	Florida State	3-4	L	Gastonia, NC
1967	West Virginia	8-3	W	Gastonia, NC
	Florida State	13-2	W	Gastonia, NC
	Clemson	2-3	L	Gastonia, NC
1976	Clemson	6-5	W	Gastonia, NC
	Middle Tenn. St.	10-5	W	Tallahassee, FL
	Florida State	2-1	W	Tallahassee, FL
1978	Jacksonville	7-5	W	Tallahassee, FL
	Memphis State	14-10	W	Auburn, AL
	North Carolina	2-3	L	Auburn, AL
1987	Memphis State	5-6	L	Auburn, AL
	Seton Hall	22-1	W	Huntsville, AL
	Middle Tenn. St.	5-3	W	Huntsville, AL
1989	Seton Hall	6-15	L	Huntsville, AL
	Clemson	3-6	L	Huntsville, AL
	South Florida	9-3	W	Tallahassee, FL
1993	Clemson	14-7	W	Tallahassee, FL
	Florida State	6-7	L	Tallahassee, FL
	Clemson	1-11	L	Tallahassee, FL
1994	Arizona	9-1	W	Stillwater, OK
	Oklahoma St.	10-14	L	Stillwater, OK
	N. C. State	2-13	L	Stillwater, OK
1995	Virginia Tech	7-0	W	Clemson, SC
	Old Dominion	11-8 [10]	W	Clemson, SC
	Clemson	11-5	W	Clemson, SC
	Notre Dame	8-0	W	Clemson, SC
1997	Pennsylvania	2-1	W	Oklahoma City, OK
	Ohio State	8-6	W	Oklahoma City, OK
	Oklahoma	8-9	L	Oklahoma City, OK
	Texas	4-2	W	Oklahoma City, OK
	Oklahoma	1-3	L	Oklahoma City, OK
1998	Western Carolina	11-3	W	Tallahassee, FL
	South Florida	9-0	W	Tallahassee, FL
	Florida State	8-7	W	Tallahassee, FL
	Florida State	7-9	L	Tallahassee, FL
	Florida State	5-2	W	Tallahassee, FL
1999	Rutgers	15-17	L	Tallahassee, FL
	Liberty	3-2	W	Tallahassee, FL
	Rutgers	7-4	W	Tallahassee, FL
	Oklahoma	9-8	W	Tallahassee, FL
	Florida State	10-16	L	Tallahassee, FL
2000	N. C. State	9-7	W	Auburn, AL
	Winthrop	8-6	W	Auburn, AL
	Tulane	5-7	L	Auburn, AL
	Tulane	13-9	W	Auburn, AL
2001	Stetson	5-9	L	Atlanta, GA
	Georgia Southern	11-5	W	Atlanta, GA
	Stetson	10-13	L	Atlanta, GA
2002	Jacksonville	8-7	W	Tallahassee, FL
	Florida State	6-10	L	Tallahassee, FL
	Jacksonville	3-2	W	Tallahassee, FL
2003	Florida State	6-9	L	Tallahassee, FL
	Florida Atlantic	11-16	L	Tuscaloosa, AL
	Alabama	3-6	L	Tuscaloosa, AL
2005	Princeton	5-2	W	Auburn, AL
	Ohio State	2-6	L	Auburn, AL
	Clemson	15-0	W	Auburn, AL
	Ohio State	7-9	L	Auburn, AL
2010	South Alabama	13-5	W	Tallahassee, FL
	Florida State	3-4	L	Tallahassee, FL
	Army	12-3	W	Tallahassee, FL
	Florida State	4-10	L	Tallahassee, FL
2015	Jacksonville State	9-7	W	Auburn, AL
	Clemson	2-5	L	Auburn, AL
	Southern Miss	17-8	W	Auburn, AL
	Clemson	11-10	W	Auburn, AL
	Clemson	7-13	L	Auburn, AL
2017	College of Charleston	7-6 [11]	L	Tallahassee, FL
	Mercer	1-0	W	Tallahassee, FL
	College of Charleston	3-2	L	Tallahassee, FL
2018	UCF	7-4	W	Tallahassee, FL
	Tennessee Tech	5-3	W	Tallahassee, FL
	Florida State	7-8 [10]	L	Tallahassee, FL
2019	Florida State	0-6	L	Tallahassee, FL
	Northeastern	13-4	W	Raleigh, NC
	Army	12-1	W	Raleigh, NC
2019	N. C. State	15-7	W	Raleigh, NC
	Coastal Carolina	16-7	W	Atlanta, GA
	Georgia Tech	6-5	W	Atlanta, GA
2019	Georgia Tech	4-1	W	Atlanta, GA

## REGIONAL RESULTS BY YEAR

Year	Regional	Result	W-L	Location
1963	District 3	Fourth	0-2	Gastonia, NC
1967	District 3	CHAMPIONS	3-1	Gastonia, NC
1976	South	CHAMPIONS	3-0	Tallahassee, FL
1978	South	Third	1-2	Auburn, AL
1987	South I	Third	2-2	Huntsville, AL
1989	Atlantic	Third	2-2	Tallahassee, FL
1993	Midwest	Fourth	1-2	Stillwater, OK
1994	East	CHAMPIONS	4-0	Clemson, SC
1995	Midwest II	Second	3-2	Oklahoma City, OK
1997	East	CHAMPIONS	4-1	Tallahassee, FL
1998	Atlantic II	Second	3-2	Tallahassee, FL
1999	Auburn	CHAMPIONS	3-1	Auburn, AL
2000	Atlanta	Third	1-2	Atlanta, GA
2001	Tallahassee	Second	2-2	Tallahassee, FL
2002	Tuscaloosa	Fourth	0-2	Tuscaloosa, AL
2003	Auburn	Second	2-2	Auburn, AL
2005	Tallahassee	Second	2-2	Tallahassee, FL
2010	Auburn	Second	3-2	Auburn, AL
2015	Tallahassee	Third	1-2	Tallahassee, FL
2017	Tallahassee	Second	2-2	Tallahassee, FL
2018	Raleigh	CHAMPIONS	3-0	Raleigh, NC
2019	Atlanta	CHAMPIONS	3-0	Atlanta, GA

## AUBURN VS. NCAA REGIONAL OPPONENTS

Opponent	W-L
Alabama	0-1
Arizona	1-0
Army	2-0
Central Florida	1-0
Clemson	5-5
Coastal Carolina	1-0
College of Charleston	0-2
Florida Atlantic	0-1
Florida State	4-10
Georgia Southern	1-0
Georgia Tech	2-0
Jacksonville	3-0
Jacksonville State	1-0
Liberty	1-0
Mercer	1-0
Memphis	1-1
Middle Tenn. State	2-0
Northeastern	1-0
North Carolina	0-1
North Carolina State	2-1
Notre Dame	1-0
Ohio State	1-2
Oklahoma	1-2
Oklahoma State	0-1
Old Dominion	1-0
Pennsylvania	1-0
Princeton	1-0
Rutgers	1-1
Seton Hall	1-1
South Alabama	1-0
South Florida	2-0
Southern Miss	1-0
Stetson	0-2
Tennessee Tech	1-0
Texas	1-0
Tulane	1-1
Virginia Tech	1-0
Winthrop	1-0
Western Carolina	1-0
West Virginia	1-1
<b>40 Opponents</b>	<b>48-33</b>

## SUPER REGIONAL RESULTS

Year	Opponent	Score	Result	Location
1999	Florida State	2-10	L	Tallahassee, FL
	Florida State	3-6	L	Tallahassee, FL
2018	Florida	2-8	L	Gainesville, FL
	Florida	3-2	W	Gainesville, FL
	Florida	2-3 [11]	L	Gainesville, FL
2019	North Carolina	11-7	W	Chapel Hill, NC
	North Carolina	0-2	L	Chapel Hill, NC
	North Carolina	14-7	W	Chapel Hill, NC





## NCAA REGIONALS/SUPER REGIONALS

### 1963 DISTRICT 3 AT GASTONIA, NC

**Florida State 4, Auburn 3**

Wake Forest 4, West Virginia 3

**West Virginia 2, Auburn 1 (Auburn eliminated)**

Florida State 12, Wake Forest 4

Wake Forest 12, West Virginia 8 (West Virginia eliminated)

Wake Forest 6, Florida State 5

Florida State 11, Wake Forest 5 (Wake Forest eliminated)

### 1967 DISTRICT 3 AT GASTONIA, NC

Florida State 5, Clemson 3

**Auburn 8, West Virginia 3 [12]**

Clemson 5, West Virginia 0 (West Virginia eliminated)

**Auburn 13, Florida State 3**

Clemson 6, Florida State 4 (Florida State eliminated)

**Clemson 3, Auburn 2**

**Auburn 6, Clemson 5 [13] (Clemson eliminated)**

### 1976 SOUTH REGIONAL AT TALLAHASSEE, FL

**Auburn 10, Middle Tennessee State 5**

Florida State 6, Jacksonville 1

Jacksonville 8, Middle Tennessee State 5 (MTSU eliminated)

**Auburn 2, Florida State 1**

Jacksonville 9, Florida State 7 (Florida State eliminated)

**Auburn 7, Jacksonville 5 (Jacksonville eliminated)**

### 1978 SOUTH REGIONAL AT AUBURN, AL

North Carolina 15, East Tennessee State 1

**Auburn 14, Memphis 10**

Memphis 5, East Tennessee State 0 (ETSU eliminated)

**North Carolina 3, Auburn 2**

**Memphis 6, Auburn 5 (Auburn eliminated)**

Memphis 8, North Carolina 6

North Carolina 11, Memphis 9 (Memphis eliminated)

### 1987 SOUTH I REGIONAL AT HUNTSVILLE, AL

**Seton Hall 15, Auburn 6**

Clemson 8, West Virginia 0

(1) Arkansas 10, Middle Tennessee State 7

**Auburn 5, Middle Tennessee State 3 (MTSU eliminated)**

Arkansas 7, West Virginia 2 (West Virginia eliminated)

Clemson 6, Seton Hall 3

**Auburn 22, Seton Hall 1 (Seton Hall eliminated)**

Arkansas 6, Clemson 5

**Clemson 6, Auburn 3 (Auburn eliminated)**

Arkansas 4, Clemson 2 (Clemson eliminated)

### 1989 ATLANTIC REGIONAL AT TALLAHASSEE, FL

**(4) Auburn 9, (3) South Florida 3**

(2) Clemson 6, (5) Stetson 2

(1) Florida State 13, (6) Rider 7

Stetson 13, Rider 6 (Rider eliminated)

Florida State 8, South Florida 1 (South Florida eliminated)

**Auburn 14, Clemson 7**

Clemson 13, Stetson 5 (Stetson eliminated)

**Florida State 7, Auburn 6**

**Clemson 11, Auburn 1 (Auburn eliminated)**

Florida State 8, Clemson 1 (Clemson eliminated)

### 1993 MIDWEST REGIONAL IN STILLWATER, OK

(1) North Carolina State 12, (6) Fordham 4

**(4) Auburn 9, (3) Arizona 1**

(2) Oklahoma State 9, (5) Connecticut 5

Fordham 5, Connecticut 0 (Connecticut eliminated)

Arizona 5, North Carolina State 2

**Oklahoma State 14, Auburn 10**

**North Carolina State 13, Auburn 2 (Auburn eliminated)**

Arizona 18, Fordham 7 (Fordham eliminated)

Oklahoma State 8, N.C. State 3 (N.C. State eliminated)

Arizona 4, Oklahoma State 0

Oklahoma State 11, Arizona 10 (Arizona eliminated)

### 1994 EAST REGIONAL IN CLEMSON, SC

(3) Old Dominion 9, (4) Notre Dame 5

**(2) Auburn 7, (5) Virginia Tech 0**

(1) Clemson 5, (6) The Citadel 1

The Citadel 4, Virginia Tech 3 (Virginia Tech eliminated)

Notre Dame 8, Clemson 1

**Auburn 11, Old Dominion 8 [10]**

Clemson 6, Old Dominion 1 (Old Dominion eliminated)

Notre Dame 5, The Citadel 1 (The Citadel eliminated)

**Auburn 11, Clemson 5 (Clemson eliminated)**

**Auburn 8, Notre Dame 0 (Notre Dame eliminated)**

### 1995 MIDWEST II REGIONAL IN OKLAHOMA CITY, OK

**(1) Auburn 2, (6) Pennsylvania 1**

(3) Texas 10, (4) Ohio State 5

(2) Oklahoma 9, (5) Indiana State 6

Indiana State 6, Pennsylvania 5 (Penn eliminated)

**Auburn 8, Ohio State 6 (Ohio State eliminated)**

Oklahoma 13, Texas 9

**Oklahoma 9, Auburn 8**

Texas 3, Indiana State 2 (Indiana State eliminated)

**Auburn 4, Texas 2 (Texas eliminated)**

**Oklahoma 3, Auburn 1 (Auburn eliminated)**

### 1997 EAST REGIONAL AT TALLAHASSEE, FL

(4) South Florida 5, (3) Central Florida 4

**(2) Auburn 11, (5) Western Carolina 3**

(1) Florida State 4, (6) Marist 2

Western Carolina 8, Marist 3 (Marist eliminated)

Florida State 16, Central Florida 2 (Central Florida eliminated)

**Auburn 9, South Florida 0**

**Auburn 8, Florida State 7**

South Florida 9, Western Carolina 4 (WCU eliminated)

Florida State 6, South Florida 5 (South Florida eliminated)

**Florida State 9, Auburn 7**

**Auburn 5, Florida State 2 (Florida State eliminated)**

### 1998 ATLANTIC II REGIONAL AT TALLAHASSEE, FL

(4) Oklahoma 6, (3) Delaware 3

**(5) Rutgers 17, (2) Auburn 15**

(1) Florida State 10, (6) Liberty 7

**Auburn 3, Liberty 2 (Liberty eliminated)**

Florida State 27, Delaware 6 (Delaware eliminated)

Oklahoma 9, Rutgers 7

Florida State 23, Oklahoma 2

**Auburn 7, Rutgers 4 (Rutgers eliminated)**

**Auburn 9, Oklahoma 9 (Oklahoma eliminated)**

**Florida State 16, Auburn 10 (Auburn eliminated)**

### 1999 AUBURN REGIONAL AT AUBURN, AL

(4) Winthrop 8, (1) Tulane 7

**(2) Auburn 9, (3) NC State 7**

Tulane 11, NC State 5 (NC State eliminated)

**Auburn 8, Winthrop 6**

Tulane 15, Winthrop 8 (Winthrop eliminated)

**Tulane 7, Auburn 5**

**Auburn 13, Tulane 9 (Tulane eliminated)**

### 2000 ATLANTA REGIONAL AT ATLANTA, GA

(1) Georgia Tech 11, (4) Georgia Southern 9

**(3) Stetson 9, (2) Auburn 5**

**Auburn 11, Georgia Southern 5 (Ga. Southern eliminated)**

Georgia Tech 24, Stetson 1

**Stetson 13, Auburn 10 (Auburn eliminated)**

Georgia Tech 16, Stetson 11 (Stetson eliminated)

### 2001 TALLAHASSEE REGIONAL AT TALLAHASSEE, FL

(1) Florida State 8, (4) Bethune-Cookman 1

**(2) Auburn 8, (3) Jacksonville 7 [10 innings]**

Jacksonville 3, Bethune-Cookman 0 (Bethune-Cookman eliminated)

**Florida State 10, Auburn 6**

**Auburn 3, Jacksonville 2 (Jacksonville eliminated)**

**Florida State 9, Auburn 6 (Auburn eliminated)**





## NCAA REGIONALS/SUPER REGIONALS

**2002 TUSCALOOSA REGIONAL AT TUSCALOOSA, AL****(3) Florida Atlantic 16, (2) Auburn 11**

(4) Southeast Missouri State 7, (1) Alabama 4

**Alabama 6, Auburn 3 (Auburn eliminated)**

Florida Atlantic 12, Southeast Missouri State 6

Alabama 7, Southeast Missouri State 4 (SEMO eliminated)

Alabama 7, Florida Atlantic 2

Florida Atlantic 6, Alabama 5 (Alabama eliminated)

**2003 AUBURN REGIONAL AT AUBURN, AL**

(3) Ohio State 10, (2) Clemson 8

**(1) Auburn 5, (4) Princeton 2**

Clemson 7, Princeton 6 (Princeton eliminated)

**Ohio State 6, Auburn 2****Auburn 15, Clemson 0 (Clemson eliminated)****Ohio State 9, Auburn 7 (Auburn eliminated)****2005 TALLAHASSEE REGIONAL AT TALLAHASSEE, FL****(2) Auburn 13, (3) South Alabama 5**

(1) Florida State 3, (4) Army 2

Army 8, South Alabama 5 (South Alabama eliminated)

**Florida State 4, Auburn 3****Auburn 12, Army 3 (Army eliminated)****Florida State 10, Auburn 4 (Auburn eliminated)****2010 AUBURN REGIONAL AT AUBURN, AL**

(2) Clemson 10, (3) Southern Miss 1

**(1) Auburn 9, (4) Jacksonville State 7**

Southern Miss 19, Jacksonville State 6 (Jacksonville State eliminated)

**Clemson 5, Auburn 2****Auburn 17, Southern Miss 8 (Southern Miss eliminated)****Auburn 11, Clemson 10****Clemson 13, Auburn 7 (Auburn eliminated)****2015 TALLAHASSEE REGIONAL AT TALLAHASSEE, FL****(2) College of Charleston 7, (3) Auburn 6 [11 inn.]**

(1) Florida State 5, (4) Mercer 4 [10 inn.]

**(3) Auburn 1, (4) Mercer 0 (Mercer eliminated)**

(1) Florida State 3, (2) College of Charleston 2

**(2) College of Charleston 3, (3) Auburn 2 (Auburn eliminated)**

(1) Florida State 8, (2) College of Charleston 1 (College of Charleston eliminated)

**2017 TALLAHASSEE REGIONAL AT TALLAHASSEE, FL**

(4) Tennessee Tech 3, (1) Florida State 1

**(3) Auburn 7, (2) UCF 4**

(1) Florida State 6, (2) UCF 1 (UCF eliminated)

**(3) Auburn 5, (4) Tennessee Tech 3**

(1) Florida State 5, (4) Tennessee Tech 3 (Tennessee Tech eliminated)

**(1) Florida State 8, (3) Auburn 7 [10 inn.]****(1) Florida State 6, (3) Auburn 0 (Auburn eliminated)****2018 RALEIGH REGIONAL AT RALEIGH, NC****(2) Auburn 13, (3) Northeastern 4**

(4) Army 5, (1) N.C. State 1

(1) N.C. State 9, (3) Northeastern 3 (Northeastern eliminated)

**(2) Auburn 12, (4) Army 1**

(1) N.C. State 11, (4) Army 1 (Army eliminated)

**(2) Auburn 15, (1) N.C. State 7 (N.C. State eliminated)****2019 ATLANTA REGIONAL AT ATLANTA, GA****(2) Auburn 16, (3) Coastal Carolina 7**

(1) Georgia Tech 13, (4) Florida A&amp;M 2

(3) Coastal Carolina 9, (4) Florida A&amp;M 4 (Florida A&amp;M eliminated)

**(2) Auburn 6, (1) Georgia Tech 5**

(1) Georgia Tech 10, Coastal Carolina 8 (Coastal Carolina eliminated)

**(2) Auburn 4, Georgia Tech 1 (Georgia Tech eliminated)**

## AUBURN IN SUPER REGIONALS

**1999 SUPER REGIONAL AT TALLAHASSEE, FL**

(1) Florida State 10, (2) Auburn 2

Florida State 6, Auburn 3 (Auburn eliminated)

**2018 SUPER REGIONAL AT GAINESVILLE, FL**

(1) Florida 8, (2) Auburn 2

(2) Auburn 3, (1) Florida 2

(1) Florida 3, (2) Auburn 2 [11 inn.]

**2019 SUPER REGIONAL AT CHAPEL HILL, NC**

(2) Auburn 11, (1) North Carolina 7

(1) North Carolina 2, (2) Auburn 0

(2) Auburn 14, (1) North Carolina 7

## AUBURN SUPER REGIONAL RECORDS

## BATTING

**AT BATS**

Game: 6, Rankin Woley vs. North Carolina (6/10/19)

Series: 14, four times, last by three players vs. North Carolina (2019) [3 games]

**RUNS**

Game: 3, Ryan Bliss vs. North Carolina (6/10/19)

Series: 5, Ryan Bliss vs. North Carolina (2019) [3 games]

**HITS**

Game: 3, three times, last by three players vs. North Carolina in 2019

Series: 6, Conor Davis vs. North Carolina (2019) [3 games]

**RBI**

Game: 3, five times, last by Judd Ward &amp; Edouard Julien vs. North Carolina (6/10/19)

Series: 6, Edouard Julien vs. North Carolina (2019) [3 games]

**HOME RUNS**

Game: 1, five times, last by Judd Ward vs. North Carolina (6/10/19)

Series: 1, five times, last by three players vs. North Carolina (2019) [3 games]

**STOLEN BASES**

Game: 2, Mailon Kent vs. Florida St. (6/4/99)

**BATTING AVERAGE**

Series [min. 7 AB]: .500, Conor Davis vs. North Carolina (2019) [6-for-12 in 3 games]

## PITCHING

**INNINGS PITCHED**

Game: 8.1, Brent Schoening vs. Florida St. (6/5/99)

Series: 8.1, Brent Schoening vs. (1999)

**STRIKEOUTS**

Game: 11, Brent Schoening vs. Florida St. (6/5/99)

Series: 11, Brent Schoening vs. (1999)

**BASE ON BALLS**

Game: 6, Bailey Horn vs. North Carolina (6/9/19)

Series: 6, Bailey Horn vs. North Carolina (2019) [3 games]





# NCAA REGIONALS/SUPER REGIONALS

## BATTING

### GAMES PLAYED

Series: 5, by 32 players (1995, 1997, 1998, 2010)  
 Career: 16, Todd Faulkner (1998-2001)  
 16, Mailon Kent (1998-2001)

### AT BATS

Game: 6, by 34 players  
 Series: 25, Rob Macrory (1997) [5 games]  
 Career: 65, Todd Faulkner (1998-2001) [16 gms]

### RUNS SCORED

Game: 4, Steven Williams vs. Northeastern (6/1/18)  
 4, Gabe Gross vs. Jacksonville (5/25/01)  
 4, Jonathan Schuerholz vs. Georgia Southern (5/27/00)  
 4, Todd Faulkner vs. Rutgers (5/21/98)  
 4, Chad Wandall vs. Oklahoma (5/23/98)  
 Series: 11, Adam Sullivan (1997) [5 games]  
 Career: 19, Todd Faulkner (1998-2000) [16 gms]

### HITS

Game: 5, Javon Moran vs. Fla. Atlantic (5/31/02)  
 5, Adam Sullivan vs. W. Car. (5/22/97)  
 5, Mark Bellhorn vs. ODU (5/27/94)  
 5, Cliff Shanks vs. Okla. St. (5/29/93)  
 Series: 14, Adam Sullivan (1997) [5 games]  
 Career: 30, Todd Faulkner (1998-2001) [16 gms]

### RUNS BATTED IN

Game: 5, Steven Williams vs. Coastal Carolina (5/31/19)  
 5, Josh Anthony vs. N.C. State (6/3/18)  
 5, Trent Mummey vs. Southern Miss (6/6/2010)  
 5, Sean Gamble vs. Fla. Atlantic (5/31/02)  
 5, Frank Thomas vs. Seton Hall (5/23/87)  
 5, Scotty Long vs. Clemson (1967)  
 5, Scotty Long vs. Florida State (1967)  
 Series: 11, Mike Killmettt (1994)  
 11, Scotty Long (1967)  
 Career: 22, Todd Faulkner (1998-2000) [16 gms]

### SINGLES

Game: 5, Adam Sullivan vs. W. Car. (5/22/97)  
 Series: 12, Adam Sullivan (1997) [5 games]  
 Career: 17, Jay Waggoner (1993-95) [12 gms]

### DOUBLES

Game: 2, 17 times, most recently by Josh Anthony vs. N.C. State (6/1/18)  
 Series: 5, Trent Mummey (2010) [5 games]  
 5, Mark Bellhorn (1994) [4 games]  
 Career: 7, Mailon Kent (1998-01) [16 games]

### TRIPLES

Game: 1, 13 times, most recently by Steven Williams vs. Army (6/2/18)  
 Series: 2, Javon Moran (2003) [4 games]  
 Career: 2, Javon Moran (2001-03) [10 games]  
 2, Mark Bellhorn (1993-95) [12 games]

## HOME RUNS

Game: 2, Todd Faulkner vs. Rutgers (5/21/98)  
 2, Josh Etheredge vs. Rutgers (5/23/98)  
 2, Scotty Long vs. Florida St. (1967)  
 2, Scotty Long vs. Clemson (1967)  
 Series: 4, Scotty Long (1967) [4 games]  
 4, Todd Faulkner (1998) [5 games]  
 Career: 5, Todd Faulkner (1998-01) [16 games]

## STOLEN BASES

Game: 2, Javon Moran vs. Clemson (5/31/03)  
 2, Pat Keedy vs. Memphis (5/20/78)  
 2, Dom Fucci vs. Memphis (5/20/78)  
 Series: 3, Javon Moran (2003) [4 games]  
 Career: 4, Javon Moran (2001-03) [10 games]

## BASES ON BALLS

Game: 3, Will Holland vs. Coastal Carolina (5/31/19)  
 3, Justin Bryant vs. Clemson (6/6/10)  
 3, Mitch Duke vs. Okla. State (5/29/93)  
 Series: 5, Mitch Duke (1993) [3 games]  
 5, Dominic Rich (1998) [5 games]

## STRIKEOUTS

Game: 4, Kevin Chabot vs. Okla. (5/28/95)  
 Series: 12, Kevin Chabot (1995) [5 games]  
 Career: 15, Kevin Chabot (1993-95) [9 games]

## BATTING AVERAGE

Series [min. 15 AB]: .667, Mark Bellhorn (1994)  
 [12-for-18 in 4 games]  
 Career [min. 25 AB]: .538, Steven Williams (2018-19) [14-for-26 in 6 games]

## HITTING STREAK

Career: 15, Mailon Kent (1998-01)  
 12, Todd Faulkner (1999-01)  
 11, Gabe Gross (1999-01)

## PITCHING

### GAMES PITCHED

Series: 4, Finley Woodward (1995)  
 Career: 7, Colter Bean (1996-2000)

### GAMES STARTED

Series: 2, Tim Hudson (1997)  
 2, Ryan Halla (1995)  
 2, John Powell (1994)  
 2, Stacy Jones (1987)  
 2, Mark Chapman (1987)  
 2, Q.V. Lowe (1967)  
 2, Hayden Gliemmo (1998)  
 Career: 4, Chris Bootcheck (1998-00)

### GAMES RELIEVED

Series: 4, Finley Woodward (1995)  
 Career: 7, Colter Bean (1996-00)

### WINS

Series: 2, Tim Hudson (1997)  
 2, John Powell (1994)  
 2, Q.V. Lowe (1967)  
 Career: 3, John Powell (1993-94)

### LOSSES

Series: 2, Scott Roney (1978)  
 2, Kevin Knorst (1998)  
 Career: 2, Chris Bootcheck (1998-00)  
 2, Ryan Halla (1993-95)  
 2, Kevin Knorst (1998-00)  
 2, Scott Roney (1978)

### SAVES

Series: 2, Colter Bean (1998)  
 2, Patrick Dunham (1997)  
 2, Finley Woodward (1995)  
 2, Joe Beckwith (1976)  
 Career: 2, Colter Bean (1998)  
 2, Patrick Dunham (1997)  
 2, Finley Woodward (1995)  
 2, Joe Beckwith (1976)

### INNINGS PITCHED

Game: 13.0, Q.V. Lowe vs. Clemson (1967)  
 Series: 25.0, Q.V. Lowe (1967) [2 games]  
 Career: 27.1, Levale Speigner (2000-03) [6 games]

### STRIKEOUTS

Game: 14, John Powell vs. Arizona (5/28/93) [9 IP]  
 14, Q.V. Lowe vs. Clemson (1967) [13 IP]  
 Series: 26, Q.V. Lowe (1967) [2 games]  
 22, John Powell (1994) [2 games]  
 Career: 36, John Powell (1993-94) [3 games]

### BASES ON BALLS

Game: 6, Josh Sullivan vs. Florida State (6/4/05)  
 6, Ryan Halla vs. Okla. State (5/29/93)  
 Series: 6, Josh Sullivan (2005) [1 game]  
 6, Ryan Halla (1993) [1 game]  
 6, Tim Hudson (1997) [2 games]  
 Career: 13, Ryan Halla (1993-95) [6 gms./23.1 IP]



## SEC TOURNAMENT

## SEC TOURNAMENT RESULTS

Year	Opponent	Score	Result	Location
1978	Georgia	8-7 [12]	W	Gainesville, Fla.
	Mississippi State	10-7	W	Gainesville, Fla.
	Mississippi State	2-3	L	Gainesville, Fla.
1980	Mississippi State	8-5	W	Gainesville, Fla.
	Vanderbilt	3-2	W	Gainesville, Fla.
	Ole Miss	7-4	W	Gainesville, Fla.
	Vanderbilt	3-16	L	Gainesville, Fla.
1986	Vanderbilt	0-13	L	Gainesville, Fla.
	Alabama	7-8 [11]	L	Baton Rouge, La.
1987	Georgia	7-11	L	Baton Rouge, La.
	LSU	9-8	W	Athens, Ga.
1988	Kentucky	5-4 [10]	W	Athens, Ga.
	Mississippi State	3-4	L	Athens, Ga.
	LSU	2-4	L	Athens, Ga.
1989	Mississippi State	7-10	L	Starkville, Miss.
	Florida	3-4	L	Starkville, Miss.
1990	Mississippi State	5-3	W	Gainesville, Fla.
	Georgia	8-9	L	Gainesville, Fla.
	LSU	8-5	W	Gainesville, Fla.
	Florida	4-2 [10]	W	Gainesville, Fla.
1991	Georgia	2-1	W	Gainesville, Fla.
	Mississippi State	2-16	L	Hoover, Ala.
1992	Vanderbilt	3-4	L	Hoover, Ala.
	Florida	7-8	L	Baton Rouge, La.
	Kentucky	8-5	W	Baton Rouge, La.
1993	Miss. State	0-1 [7]	L	Baton Rouge, La.
	Florida	0-2	L	New Orleans, La.
1994	Mississippi State	1-4	L	New Orleans, La.
	Alabama	13-4	W	Baton Rouge, La.
	Arkansas	3-1	W	Baton Rouge, La.
	LSU	5-16	L	Baton Rouge, La.
1995	Mississippi State	10-13 [10]	L	Baton Rouge, La.
	Arkansas	3-1 [17]	W	Oxford, Miss.
	Mississippi State	2-1	W	Oxford, Miss.
	LSU	2-3	L	Oxford, Miss.
1997	Mississippi State	9-5	W	Oxford, Miss.
	LSU	4-5	L	Oxford, Miss.
	Mississippi State	0-1	L	Starkville, Miss.
1999	Ole Miss	10-3	W	Starkville, Miss.
	LSU	5-7	L	Starkville, Miss.
2000	Arkansas	7-3	W	Columbus, Ga.
	LSU	2-5	L	Columbus, Ga.
	Mississippi State	5-4	W	Columbus, Ga.
2001	Florida	5-17	L	Columbus, Ga.
	Alabama	11-8	W	Hoover, Ala.
2002	Florida	6-4	W	Hoover, Ala.
	Alabama	3-4	L	Hoover, Ala.
2003	Alabama	9-1	W	Hoover, Ala.
	Arkansas	7-5	W	Hoover, Ala.
2010	LSU	6-2	W	Hoover, Ala.
	Arkansas	3-2	W	Hoover, Ala.
	Arkansas	5-9	L	Hoover, Ala.
	Arkansas	6-9	L	Hoover, Ala.
2011	Florida	2-7	L	Hoover, Ala.
	South Carolina	4-11	L	Hoover, Ala.
2012	Georgia	4-8	L	Hoover, Ala.
	South Carolina	4-5	L	Hoover, Ala.
2013	LSU	1-2	L	Hoover, Ala.
	Arkansas	5-8	L	Hoover, Ala.
2014	Vanderbilt	3-1	W	Hoover, Ala.
	Alabama	5-7	L	Hoover, Ala.
2015	South Carolina	5-1	W	Hoover, Ala.
	Alabama	3-13 [7]	L	Hoover, Ala.
2016	Alabama	1-7	L	Hoover, Ala.
	South Carolina	3-1 [12]	W	Hoover, Ala.
2017	Ole Miss	7-10 [10]	L	Hoover, Ala.
	South Carolina	3-7	L	Hoover, Ala.
2018	Georgia	2-3	L	Hoover, Ala.
	Florida	1-6	L	Hoover, Ala.
2019	Georgia	3-2	W	Hoover, Ala.
	South Carolina	3-5	L	Hoover, Ala.
2020	Alabama	3-6	L	Hoover, Ala.
	Kentucky	6-3	W	Hoover, Ala.
2021	LSU	9-8	L	Hoover, Ala.
	Florida	11-2	L	Hoover, Ala.
2022	Ole Miss	5-4	W	Hoover, Ala.
	Florida	4-5	L	Hoover, Ala.
2023	Arkansas	0-12 [7]	L	Hoover, Ala.

2018	Kentucky	4-3 [11]	W	Hoover, Ala.
	Ole Miss	9-3	W	Hoover, Ala.
	Texas A&M	2-4	L	Hoover, Ala.
2019	Ole Miss	0-7	L	Hoover, Ala.
	Tennessee	5-3	W	Hoover, Ala.
2021	Vanderbilt	1-11 [8]	L	Hoover, Ala.
	LSU	3-4	L	Hoover, Ala.
2022	Ole Miss	4-7	L	Hoover, Ala.

## SEC TOURNAMENT RESULTS BY YEAR

Year	Result	W-L	Location
1978	CHAMPIONS	3-1	Gainesville, Fla.
1980	Second	2-2	Gainesville, Fla.
1986	Fourth	0-2	Baton Rouge, La.
1987	Third	2-2	Athens, Ga.
1988	Sixth	0-2	Starkville, Miss.
1989	CHAMPIONS	4-1	Gainesville, Fla.
1990	Tied Fifth	0-2	Hoover, Ala.
1991	Fourth	1-2	Baton Rouge, La.
1992	Tied Seventh	0-2	New Orleans, La.
1993	Third	2-2	Baton Rouge, La. (West)
1994	Second	3-2	Oxford, Miss. (West)
1995	Tied Fourth	1-2	Starkville, Miss. (West)
1997	Fourth	2-2	Columbus, Ga.
1998	CHAMPIONS	4-1	Hoover, Ala.
1999	Third	2-2	Hoover, Ala.
2000	Tied Seventh	0-2	Hoover, Ala.
2001	Tied Seventh	0-2	Hoover, Ala.
2002	Tied Seventh	0-2	Hoover, Ala.
2003	Tied Third	2-2	Hoover, Ala.
2010	Tied Fifth	1-2	Hoover, Ala.
2011	Tied Seventh	0-2	Hoover, Ala.
2012	Tied Seventh	1-2	Hoover, Ala.
2013	Tied Ninth	0-1	Hoover, Ala.
2015	Tied Eighth	1-2	Hoover, Ala.
2017	Tied Seventh	1-2	Hoover, Ala.
2018	Tied Fifth	2-2	Hoover, Ala.
2019	Tied Seventh	1-2	Hoover, Ala.
2021	Tied Ninth	0-1	Hoover, Ala.

## SEC TOURNAMENT RESULTS BY LOCATION

Location	Years	Record	Titles
Athens, Ga.	1	2-2	0
Baton Rouge, La.	3	3-6	0
Columbus, Ga.	1	2-2	0
Gainesville, Fla.	3	9-4	2
Hoover, Ala.	16	15-29	1
New Orleans, La.	1	0-2	0
Oxford, Miss.	1	3-2	0
Starkville, Miss.	2	1-4	0
	<b>28</b>	<b>35-51</b>	<b>3</b>

## SEC TOURNAMENT RESULTS BY OPPONENT

Opponent	W-L
Alabama	3-6
Arkansas	5-4
Florida	2-8
Georgia	3-4
Kentucky	4-0
LSU	3-9
Ole Miss	4-3
Mississippi State	6-8
South Carolina	2-4
Tennessee	1-0
Texas A&M	0-1
Vanderbilt	2-4
<b>28 Tournaments</b>	<b>35-51</b>







# SEC TOURNAMENT

## AUBURN IN SEC CHAMPIONSHIP SERIES

1948		
Mississippi State.....	2-6	L
Mississippi State.....	5-8	L
Mississippi State.....	3-4	L

1958		
at Alabama.....	3-2	W
at Alabama.....	5-4	W
***** CHAMPIONS *****		

1961		
LSU.....	3-4	L
at LSU.....	5-6	L

1963		
at Ole Miss.....	6-7	L
OLE MISS.....	7-4	W
OLE MISS.....	6-2	W
***** CHAMPIONS *****		

1964		
OLE MISS.....	10-9	W
at Ole Miss.....	0-7	L
at Ole Miss.....	0-5	L

1965		
at Miss. State.....	1-10	L
MISS. STATE.....	3-2	W
MISS. STATE.....	1-2	L

1967		
at Ole Miss.....	2-1	W
OLE MISS.....	9-6	W
***** CHAMPIONS *****		

1976		
at Kentucky.....	6-7	L
KENTUCKY.....	6-0	W
KENTUCKY.....	14-6	W
***** CHAMPIONS *****		

*Note: Auburn represented the SEC's Eastern Division in all of its championship series appearances except for 1976, when the Tigers were a member of the SEC West.*

## AUBURN SEC TOURNAMENT RECORDS

### BATTING

#### GAMES PLAYED

Series: 5, by 27 players  
 Career: 14, Jay Waggoner (1992-95)  
 14, Mike Killimett (1991-94)  
 14, Brandon Moore (1991-94)

#### AT BATS

Game: 8, Mike Killimett vs. Arkansas (5/19/94)  
 8, Russell Whittenburg vs. Ark. (5/19/94)  
 Series: 24, Chris Hart (1989) [5 games]  
 Career: 59, Jay Waggoner (1992-95) [14 gms]  
 59, Brandon Moore (1991-94) [14 gms]

#### RUNS

Game: 3, Tony Caldwell vs. Ole Miss (5/28/10)  
 3, Heath Kelly vs. Arkansas (5/17/98)  
 3, Andrew Albrecht vs. Ky. (5/17/91)  
 3, Frank Thomas vs. Miss. St. (5/12/88)  
 3, Dom Fucci vs. Miss. St. (5/15/78)  
 Series: 7, Heath Kelly (1998) [5 games]  
 Career: 11, Andrew Albrecht (1988-91) [12 gms]

#### HITS

Game: 4, Sean Gamble vs. Arkansas (5/23/02)  
 4, Chad Wandall vs. Alabama (5/13/98)  
 4, Shawn McNally vs. Ark. (5/19/94)  
 4, Brandon Moore vs. Florida (5/13/92)  
 4, Trey Gainous vs. Kentucky (5/15/87)  
 Series: 11, Scott Pratt (1998) [5 games]  
 Career: 19, Brandon Moore (1991-94) [14 gms]

#### RBI

Game: 5, Mark Bellhorn vs. LSU (5/20/95)  
 Series: 8, Mitch Duke (1993) [4 games]  
 Career: 13, Mark Bellhorn (1993-95) [12 gms]

#### DOUBLES

Game: 2, Heath Kelly vs. Alabama (5/16/98)  
 2, Mailon Kent vs. Alabama (5/16/98)  
 2, Brian Aleya vs. Miss. State (5/23/93)  
 2, Tony Haney vs. LSU (5/14/87)  
 2, Steve Renfroe vs. Vandy (5/13/80)  
 2, J.B. Brown vs. Miss. State (5/13/78)  
 Series: 4, Heath Kelly (1998) [5 games]  
 Career: 6, Mailon Kent (1998-01) [12 games]

### TRIPLES

Game: 1, Chris Christopher vs. Miss. St. (5/23/93)  
 1, Jackson Burgreen vs. Kentucky (5/20/15)  
 1, Anfernee Grier vs. Florida (5/21/15)  
 1, Jonah Todd vs. Ole Miss (5/23/17)  
 Series: 1, four times (most recently Todd in 2017, 3 gms)  
 Career: 1, Chris Christopher (1991-93); Anfernee Grier (2014-16);  
 Jackson Burgreen (2013-15); Jonah Todd (2017)

### HOME RUNS

Game: 2, Frank Thomas vs. Georgia (5/12/89)  
 2, Mark Bellhorn vs. LSU (5/20/95)  
 Series: 2, Todd Faulkner (1998) [5 games]  
 2, Mark Bellhorn (1995) [3 games]  
 2, Mark Bellhorn (1994) [5 games]  
 2, Brandon Moore (1993) [4 games]  
 2, Chris Hart (1989) [5 games]  
 2, Frank Thomas (1989) [5 games]  
 2, Dom Fucci (1978) [4 games]  
 Career: 4, Frank Thomas (1987-89) [11 games]  
 4, Mark Bellhorn (1993-95) [12 games]

### STOLEN BASES

Game: 2, Jay Estes vs. Texas A&M (5/24/18)  
 2, Jay Gonzalez vs. Georgia (5/23/12)  
 2, Scott Pratt vs. Alabama (5/16/98)  
 2, Shawn McNally vs. Ark. (5/19/94)  
 Series: 3, Jay Estes (2018) [4 games]  
 3, Melvin Gray (2015) [3 games]

### BASES ON BALLS

Game: 3, eight times, most recently by Ryan Bliss vs. Tennessee (5/21/19)  
 Series: 9, Alan Mock (1980) [4 games]  
 Career: 13, Mark Bellhorn (1993-95) [12 gms]

### STRIKEOUTS

Game: 5, Russell Whittenburg vs. Ark. (5/19/94)  
 Series: 8, Josh Etheredge (1997) [4 games]  
 Career: 13, Josh Etheredge (1997-98) [9 games]

### BATTING AVERAGE

Series [min. 15 AB]: .563, Brian Aleya (1993) [9-for-16 in 4 games]  
 Career [min. 25 AB]: .481, Trey Gainous (1986-87) [13-for-27 in 6 games]

### PITCHING

#### GAMES PITCHED

Series: 4, Scott Roney (1978)  
 Career: 7, Scott Renner (1987-91)

#### GAMES STARTED

Series: 2, John Powell (1993)  
 2, John Powell (1991)  
 2, Phil Deriso (1980)  
 Career: 6, John Powell (1991-94)

#### GAMES RELIEVED

Series: 4, Reid Roney (1978)  
 Career: 6, Jon Hebel (1990-93)

#### WINS

Series: 2, Kevin Knorst (1998)  
 2, Tommy Youngblood (1989)  
 2, Gregg Olson (1987)  
 Career: 2, Colter Bean (1996-00)  
 2, Kevin Knorst (1997-98)  
 2, Ryan Halla (1993-95)  
 2, Mike Ferry (1989-90)  
 2, Tommy Youngblood (1987-89)  
 2, Gregg Olson (1986-88)  
 2, Mark Shiflett (1978-80)

#### LOSSES

Series: 1, 50 times  
 Career: 2, eight times

#### INNINGS PITCHED

Game: 9.0, Chris Morrison vs. Miss. (5/19/95)  
 9.0, Kevin Humphreys vs. MSU (5/20/94)  
 9.0, John Powell vs. Arkansas (5/19/94)  
 Series: 11.0, Tommy Youngblood (1989)  
 Career: 33.1, John Powell (1991-94)

#### STRIKEOUTS

Game: 13, John Powell vs. Ark. (5/19/94) [9 IP]  
 Series: 14, John Powell (1991) [8.0 IP, 2 games]  
 Career: 47, John Powell (1991-94) [33.1 IP]

#### BASES ON BALLS

Game: 5, six tied with  
 Series: 8, Phil Deriso (1980) [9.0 IP, 2 games]  
 Career: 15, Jon Hebel (1990-93) [13.0 IP]



## HONORS AND AWARDS

## ROTARY SMITH AWARD

1997 Tim Hudson, RHP-OF

## ROTARY SMITH AWARD FINALIST

1997 Tim Hudson, RHP-OF  
2000 Todd Faulkner, 1B

## ALL-AMERICANS (31)

1958 Pat Duke, C (ABCA)  
 1962 Larry Nichols, CF (ABCA)  
 1964 Jimmy Barfield, 3B (ABCA)  
 1967 Q.V. Lowe, P (ABCA)  
 1978 Dom Fucci, 1B (ABCA)  
 1987 Gregg Olson, P (BA)  
 1988 Gregg Olson, P (ABCA, BA)  
 1989 Frank Thomas, 1B (Consensus)  
 1993 John Powell, P (ABCA, BA, CB)  
 1994 Jay Waggoner, 1B (NCBWA)  
 1995 Mark Bellhorn, SS (BA)  
 Ryan Halla, P (BA, CB)  
 Finley Woodward (CB)  
 1997 Tim Hudson, UT (BA, CB)  
 1999 Casey Dunn, C (BA, CB)  
 Brent Schoening, P (BA, CB)  
 Chris Bootcheck, P (CB)  
 2000 Todd Faulkner, 1B (BA, CB)  
 Gabe Gross, OF (BA, CB)  
 Steven Register, P (CB)  
 2003 John Madden, RP (CB)  
 2010 Hunter Morris, 1B (BA, NCBWA, CB)  
 Brian Fletcher, OF (NCBWA)  
 2016 Anfernee Grier, OF (BA, NCBWA, D1, PG)  
 2017 Casey Mize, P (ABCA, BA, PG)  
 2018 Casey Mize, P (Consensus)  
 2019 Tanner Burns, P (PG)  
 2020 Ryan Bliss, SS (CB)  
 Tanner Burns, P (CB)  
 Rankin Woley, 3B (CB)  
 2021 Ryan Bliss, SS (ABCA, CB, D1, NCBWA, PG)

## FRESHMEN ALL-AMERICANS (19)

1998 Todd Faulkner (CB)  
 Hayden Gliemmo (CB, BA, SN)  
 1999 Gabe Gross (CB, BA)  
 2000 Bobby Huddleston (BA)  
 Jonathan Schuerholz (CB-HM)  
 2001 Javon Moran (CB)  
 2002 Tug Hulett (CB-HM)  
 Chuck Jeroloman (CB-HM)  
 2006 Mike Bianucci (CB, BA)  
 Luke Greinke (CB)  
 2008 Grant Dayton (CB)  
 Brian Fletcher (CB, BA, NCBWA)  
 Hunter Morris (CB, BA, NCBWA)  
 Casey McElroy (CB)  
 2009 Keegan Thompson (CB, BA, PG)  
 2014 Tanner Burns (BA, CB, D1, PG)  
 2018 Cody Greenhill (CB, D1, NCBWA, PG)  
 Edouard Julien (BA, CB, D1, NCBWA, PG)  
 Steven Williams (CB, D1, PG)

## ACADEMIC ALL-AMERICANS (13)

1972 Joe Haefner (1st Team)  
 Robert Sorrell (2nd Team)  
 1982 Robert Sorrell (1st Team)  
 1987 David (Rock) Wilson (3rd Team)  
 1991 Jeff Letherman (1st Team)  
 1997 Adam Sullivan (2nd Team)  
 1999 Casey Dunn (1st Team)  
 2001 Gabe Gross (2nd Team)  
 2008 Ben Jones (2nd Team)  
 2015 Cole Lipscomb (2nd Team)  
 2017 Cole Lipscomb (1st Team)  
 2020 Rankin Woley (2nd Team)  
 2021 Rankin Woley (1st Team)

## USA NATIONAL TEAM (10)

1987 Gregg Olson, P  
 1993 Mark Bellhorn, SS  
 1993 John Powell, P  
 1994 Mark Bellhorn, SS  
 2003 Steven Register, P  
 2006 Tom Slater, Assistant Coach  
 2008 Hunter Morris, IF  
 2015 Anfernee Grier, OF  
 2017 Casey Mize, P

2018 Tanner Burns, P

## NATIONAL FRESHMAN OF THE YEAR

1998 Hayden Gliemmo, UT (BA)

## ABCA SOUTH REGION COACH OF THE YEAR

1994 Hal Baird

## ABCA ALL-SOUTH REGION

1977 Joe Beckwith, P  
 1978 Dom Fucci, 1B  
 1982 Doug Gilcrease, SS (2nd)  
 1985 Paul Foster, OF  
 Bo Jackson, DH  
 Paul Foster, OF  
 1986 Paul Foster, OF  
 1987 Gregg Olson, P (2nd)  
 1988 Gregg Olson, P  
 1989 Clark Preble, OF  
 Frank Thomas, 1B  
 1990 Tim Edge, C (2nd)  
 1993 John Powell, P  
 Cliff Shanks, DH (2nd)  
 1994 Brandon Moore, SS (2nd)  
 Jay Waggoner, 1B (2nd)  
 1995 Mark Bellhorn, SS  
 Ryan Halla, P  
 Shawn McNally, OF  
 Finley Woodward, RP  
 Chris Morrison, P (2nd)  
 1997 Tim Hudson, P  
 Tim Hudson, OF  
 Casey Dunn, C (2nd)  
 2000 Todd Faulkner, 1B  
 Gabe Gross, OF  
 Chris Bootcheck, P (2nd)  
 2002 Bobby Huddleston, C  
 2003 Steven Register, P  
 Tug Hulett, 2B (2nd)  
 2005 John Madden, RP  
 2006 Mike Bianucci, DH  
 2007 Mike Bianucci, OF (2nd)  
 2010 Brian Fletcher, OF  
 Hunter Morris, 1B  
 Trent Mummey, OF (2nd)  
 2016 Anfernee Grier, OF (2nd)  
 2017 Casey Mize, P (1st)  
 Jonah Todd, OF (2nd)  
 2018 Casey Mize, P (1st)  
 Will Holland, SS (1st)  
 Edouard Julien, DH (2nd)  
 2021 Ryan Bliss, SS (1st)  
 Tyler Miller, 1B (1st)

## NCBWA DISTRICT III PLAYER OF THE YEAR

2000 Todd Faulkner, 1B  
2018 Casey Mize, P

## NATIONAL PLAYER OF THE WEEK

2000 Gabe Gross, OF (CB, 2/14)  
 2001 Gabe Gross, OF (NCBWA, 4/15)  
 2002 Eric Brandon, RHP (NCBWA, 3/4)  
 Eric Brandon, RHP (CB, 3/4)  
 Colby Paxton, RHP (CB, 3/18)  
 2007 Josh Donaldson, C (CB, 2/12)  
 2010 Brian Fletcher, OF (NCBWA, 3/1)  
 Hunter Morris, 1B (NCBWA, 3/22)  
 2018 Casey Mize, RHP (NCBWA, PG, CB 3/13)  
 Casey Mize, RHP (PG, CB, 5/8)  
 Will Holland, SS (NCBWA, CB, 5/23)  
 2019 Tanner Burns, RHP (NCBWA, PG, 3/5)  
 Steven Williams, OF (PG, 6/4)

## SEC PLAYER OF THE YEAR

1997 Tim Hudson, RHP-OF  
2010 Hunter Morris, 1B

## SEC COACH OF THE YEAR

1937 Dell Morgan  
 1958 Joe Connally  
 1963 Paul Nix  
 1967 Paul Nix  
 1976 Paul Nix  
 1978 Paul Nix

## SEC SCHOLAR-ATHLETE OF THE YEAR

2009 Ben Jones, OF  
2010 Corey Luckie, LHP  
2020 Rankin Woley, 3B

## ALL-SEC

1951 Bill Letchworth, P  
 1952 Inman Veal, UT  
 1954 Jim Pyburn, 3B  
 Doug Dickey, CF  
 Paul Susce, P  
 1955 Doug Dickey, RF  
 1956 Alton Shell, RF  
 1957 Rex Frederick, RF  
 1958 L.F. Lanier, RF  
 Pat Duke, C  
 Red Roberts, P  
 1960 Jim Douglas, 2B  
 Alan Koch, P  
 1961 Jim Douglas, 2B  
 Larry Nichols, OF  
 1962 Larry Nichols, OF  
 1963 Jim Bachus, OF  
 Vic Svetlay, C  
 Joe Overton, P  
 1964 Jimmy Martin, 2B  
 Jim Barfield, 3B  
 Otis Bibb, UT  
 Harry Doles, C  
 Jimmy Crysel, P  
 1965 Pete McKenzie, 2B  
 Dink Haire, OF  
 Harry Doles, C  
 Monte Sharpe, P  
 1966 Scotty Long, SS  
 Frank Fryer, OF  
 Q.V. Lowe, P  
 1967 Greg Golden, 3B  
 Rick Countryman, OF  
 Q.V. Lowe, P  
 1968 Frank Baldasare, 1B  
 George Simmons, OF  
 1969 John Shafer, SS  
 1970 Andy Merchant, C  
 1971 Joe Martin, OF  
 Andy Merchant, C  
 1972 Joe Haefner, OF  
 Andy Merchant, C  
 1974 Vick Sharek, 3B  
 Davis May, P  
 1976 Richie Howard, 3B  
 Curt Cope, OF  
 Tommy Morton, C  
 Joe Beckwith, P  
 Robert Hudson, P  
 1977 Joe Beckwith, P  
 1978 Dom Fucci, 1B  
 J.B. Brown, 2B  
 1982 Doug Gilcrease, SS  
 1985 Paul Foster, OF  
 1986 Paul Foster, OF  
 1987 Frank Thomas, 1B  
 Gregg Olson, P  
 Rock Wilson, OF  
 Kevin Henry, 3B (2nd)  
 1988 Frank Thomas, 1B  
 Clark Preble, OF  
 Gregg Olson, P  
 Kevin Henry, 3B (2nd)  
 1989 Frank Thomas, 1B  
 Tommy Youngblood, P  
 1990 Tim Edge, C  
 1991 John Powell, P  
 1992 John Powell, P (2nd)  
 1993 Mitch Duke, C  
 John Powell, P  
 Cliff Shanks, DH (2nd)  
 Jay Waggoner, 1B  
 Kevin Chabot, DH (2nd)  
 Mike Killimett, OF (2nd)  
 Brandon Moore, SS (2nd)  
 John Powell, P (2nd)  
 1995 Mark Bellhorn, SS  
 Chris Morrison, P  
 Kevin Chabot, OF (2nd)





# HONORS AND AWARDS

- Ryan Halla, P (2nd)
- Jay Waggoner, 1B (2nd)
- 1996** Josh Etheredge, 1B (2nd)
- 1997** Casey Dunn, C  
Tim Hudson, P  
Tim Hudson, OF
- 1998** Adam Sullivan, OF (2nd)  
Todd Faulkner, DH  
Josh Etheredge, OF (2nd)  
Scott Pratt, SS (2nd)
- 1999** Casey Dunn, C  
Brent Schoening, P  
Mailon Kent, OF (2nd)
- 2000** Chris Bootcheck, P  
Todd Faulkner, 1B  
Gabe Gross, OF  
Colter Bean, P (2nd)  
Mailon Kent, OF (2nd)
- 2001** Gabe Gross, OF  
Mailon Kent, OF (2nd)
- 2002** Bobby Huddlestone, DH (2nd)  
Trent Pratt, C (2nd)
- 2003** Steven Register, P  
Tug Hulett, 2B  
Karl Amonite, 1B (2nd)  
Bobby Huddlestone, DH (2nd)  
Javon Moran, OF (2nd)
- 2004** Steven Register, P (2nd)
- 2005** Josh Bell, C  
John Madden, RP  
Clete Thomas, OF (2nd)
- 2006** Mike Bianucci, DH (1st & FR)  
Luke Greinke, OF (FR)
- 2007** Mike Bianucci, OF (2nd)  
Robert Brooks, 2B (FR)
- 2008** David Cunningham, 3B (FR)  
Grant Dayton, SP (FR)  
Brian Fletcher, OF (FR)  
Hunter Morris, 1B (2nd & FR)
- 2010** Grant Dayton, SP (2nd)  
Brian Fletcher, OF  
Ryan Jenkins, C (2nd)  
Hunter Morris, 1B  
Trent Mummey, OF  
Kevin Patterson, DH  
Casey McElroy, SS  
Tony Caldwell, C (2nd)
- 2011** Ryan Tella, OF (2nd)
- 2012** Garrett Cooper, 1B (2nd)
- 2013** Keegan Thompson, SP (FR)
- 2014** Cole Lipscomb, SP (2nd)
- 2015** Anfernee Grier, OF (2nd)
- 2016** Jonah Todd, OF (2nd)
- 2017** Casey Mize, SP  
Will Holland, SS (2nd)  
Tanner Burns, SP (FR)  
Cody Greenhill, RP (FR)  
Edouard Julien, DH (FR)  
Steven Williams, OF (FR)
- 2018** Luke Jarvis, 2B (DEF)  
Ryan Bliss, 2B (FR)
- 2019** Ryan Bliss, SS (2nd)

## SEC ALL-EASTERN DIVISION

- 1961** Jack Anderson, 1B  
Jim Douglas, 2B  
Larry Nichols, OF  
Jim Boyd, Pp
- 1962** Wayne Fowler, UT  
Larry Nichols, OF  
Joe Overton, P
- 1963** Otis Bibb, SS  
Jim Bachus, CF  
Vic Svetley, C  
Joe Overton, P
- 1964** Jimmy Martin, 2B  
Jim Barfield, 3B  
Otis Bibb, SS  
Jim Bachus, OF  
Dink Haire, OF  
Harry Doles, C  
Jim Crysel, P
- 1965** Pete McKenzie, 2B  
Dink Haire, OF  
Frank Fryer, OF

- Harry Doles, C  
Monte Sharpe, P
- 1966** Ralph Wells, 3B  
Scotty Long, SS  
Frank Fryer, OF  
Q.V. Lowe, P
- 1967** Pete McKenzie, 2B  
Greg Golden, 3B  
Scotty Long, UT  
Rick Countryman, OF  
Q.V. Lowe, P
- 1968** Frank Baldasare, 1B  
Greg Golden, 3B  
George Simmons, OF
- 1969** John Shafer, SS  
Andy Merchant, C
- 1970** Pete Rancont, SS  
Andy Merchant, C
- 1971** Pete Rancont, SS  
Joey Martin, OF  
Andy Merchant, C  
Earl Nance, P
- 1972** Joe Haefner, OF  
Andy Merchant, C
- 1973** Vic Sharek, 3B  
Mark Hatchett, OF
- 1974** Vic Sharek, 3B  
David May, P

## SEC ALL-WESTERN DIVISION

- 1976** Dave Duffner, 1B  
Mickey Miller, 2B  
Richie Howard, 3B  
Curt Cape, OF  
Tommy Marton, C  
Joe Beckwith, P  
Robert Hudson, P
- 1977** John Trageser, C  
Joe Beckwith, P
- 1978** Dom Fucci, 1B  
J.B. Brown, 2B  
Pat Keedy, SS
- 1979** Dom Fucci, 1B  
Robert Sorrell, OF  
Steve Renfro, OF  
Johnny Tutt, OF
- 1980** Doug Gilcrease, SS
- 1981** David Mogentale, OF
- 1982** Paul Foster, OF
- 1985**

## SEC PLAYER OF THE WEEK

- 1987** Tony Haney (3/23)  
Frank Thomas (4/7)  
Jeff Livesey (3/22)
- 1988** Clark Preble (4/17)
- 1989** Todd O'Donnell (4/2)
- 1990** Tim Edge (4/10)
- 1991** Brannen Veal (3/18)  
Andrew Albrecht (3/25)
- 1995** Shawn McNally (5/8)
- 1996** Josh Etheredge (4/1)
- 1997** Josh Etheredge (5/5)
- 1999** Jamie Kersh (3/29)  
Casey Dunn (5/17)
- 2000** Gabe Gross (3/20)  
Todd Faulkner (5/15)
- 2001** Gabe Gross (2/12)  
Gabe Gross (4/16)  
Mailon Kent (4/23)  
Mailon Kent (5/14)
- 2002** Trent Pratt (5/13)
- 2003** Josh Bell (2/17)  
Bobby Huddlestone (3/3)  
Tug Hulett (3/24)
- 2005** Josh Bell (3/28)
- 2006** Mike Bianucci (2/20)
- 2007** Mike Bianucci (2/26)
- 2010** Brian Fletcher (3/1)  
Hunter Morris (3/22)  
Justin Fradejas (4/12)  
Hunter Morris (4/26)  
Trent Mummey (5/3)
- 2011** Casey McElroy (3/21)
- 2012** Ryan Tella (3/26)  
Blake Austin (4/29)
- 2013** Damek Tomscha (5/6)

- 2015** Anfernee Grier (3/2)
- 2017** Josh Anthony (4/24)  
Jonah Todd (5/1)
- 2018** Will Holland (5/201)

## SEC PITCHER OF THE WEEK

- 1989** Tommy Youngblood (5/8)
- 1991** John Powell (4/29)
- 1992** Mark Fuller (5/4)
- 1993** John Powell (4/19)
- 1994** John Powell (5/2)
- 1995** Ryan Halla (4/3)  
Chris Morrison (4/24)
- 1997** Tim Hudson (3/31)
- 1998** Hayden Gliemmo (4/6)
- 2000** Colter Bean (3/27)  
Colter Bean (4/17)
- 2001** Hayden Gliemmo (4/2)
- 2002** Eric Brandon (3/4)  
Colby Paxton (3/18)
- 2005** Josh Sullivan (3/14)
- 2008** Bryan Woodall (3/24)
- 2012** Derek Varnadore (2/20)
- 2013** Conner Kendrick (5/20)
- 2015** Keegan Thompson (4/13)  
Cole Lipscomb (4/20)
- 2016** Justin Camp (4/18)
- 2017** Keegan Thompson (3/6)
- 2018** Casey Mize (3/12)  
Casey Mize (3/19)  
Casey Mize (5/7)
- 2019** Tanner Burns (3/4)  
Jack Owen (3/11)
- 2021** Trace Bright (3/1)  
Richard Fitts (5/24)

## SEC FRESHMAN OF THE WEEK

- 2007** Taylor Thompson (4/9)
- 2008** Grant Dayton (5/5)
- 2011** Dillon Ortman (4/11)
- 2013** Jordan Ebert (5/13)
- 2014** Keegan Thompson (3/3)
- 2017** Will Holland (3/20)  
Davis Daniel (3/27)
- 2018** Steven Williams (4/23)
- 2019** Ryan Bliss (5/6)

## NCAA REGIONAL TOURNAMENT MVP

- 1994** John Powell, P
- 1997** Tim Hudson, P-OF
- 1999** Mailon Kent, OF
- 2018** Josh Anthony, 1B
- 2019** Steven Williams, OF

## NCAA REGIONAL ALL-TOURNAMENT

- 1987** Rock Wilson, OF
- 1989** Joe Siwa, C  
Frank Thomas, 1B
- 1993** John Powell, P  
Cliff Shanks, DH
- 1994** Robert Lewis, C  
Mark Bellhorn, 2B  
Mike Killmettt, OF  
Dallan Ruch, DH  
John Powell, P
- 1995** Mark Bellhorn, SS  
Kirby Clark, C  
Ryan Halla, P  
Mark Weeks, 3B
- 1997** Josh Etheredge, DH  
Bryan Hebson, P  
Tim Hudson, P  
Jamie Kersh, 1B  
Rob Macarony, 2B  
Adam Sullivan, OF  
Chad Wandall, 3B
- 1998** Josh Etheredge, OF  
Todd Faulkner, 1B  
Heath Kelly, 2B  
Scott Pratt, SS  
Brent Schoening, P
- 1999** Casey Dunn, C  
Todd Faulkner, 1B  
Dominic Rich, 2B





## HONORS AND AWARDS

Mailon Kent, OF  
 Hayden Gliemmo, P  
**2000** Todd Faulkner, 1B  
 Gabe Gross, OF  
**2001** Eric Brandon, P  
 Todd Faulkner, 1B  
 Gabe Gross, OF  
 Jonathan Schuerholz, SS  
**2003** Javon Moran, OF  
 Colby Paxton, OF  
 Scott Schade, 3B  
**2005** Karl Amonite, 1B  
 Josh Donaldson, 3B  
 Bruce Edwards, OF  
 Tyler Johnstone, 2B  
 Clete Thomas, OF  
**2010** Justin Fradejas, OF  
 Ryan Jenkins, C  
 Hunter Morris, 1B  
 Trent Mummey, DH  
**2015** Jackson Burgreen, OF  
**2018** Josh Anthony, 1B  
 Jay Estes, OF  
 Edouard Julien, DH  
 Casey Mize, SP  
 Brendan Venter, 3B  
 Steven Williams, OF  
**2019** Ryan Bliss, 2B  
 Richard Fitts, RP  
 Bailey Horn, SP  
 Edouard Julien, 3B  
 Judd Ward, OF  
 Steven Williams, OF

## SEC ALL-TOURNAMENT

**1978** Dom Fucci, 1B  
 J.B. Brown, 2B  
 Bo Fucci, DH  
**1980** Johnny Tutt, OF  
 Darrell Wilkes, OF  
 John Metasavage, DH  
**1986** Trey Gainous, OF  
 Pat Bailey, UT  
**1987** Kevin Henry, 3B  
 Trey Gainous, OF  
**1989** Chris Hart, OF  
 Jeff Leatherman, 2B  
 Clark Preble, OF  
 Frank Thomas, 1B  
 Tommy Youngblood, P  
**1993** Brian Alyea, 1B  
 Mitch Duke, C  
**1994** Mark Bellhorn, 2B  
 Ryan Halla, P  
 Shawn McNally, 3B  
 John Powell, P  
 Frank Sanders, OF  
**1995** Mark Bellhorn, SS  
**1997** Kevin Knorst, P  
**1998** Hayden Gliemmo, OF  
 Heath Kelly, 2B  
 Chad Wandall, 3B  
**1999** Mailon Kent, OF  
**2003** Bobby Huddleston, C  
 Arnold Hughey, P  
 Javon Moran, OF  
**2017** Blake Logan, C  
**2018** Jay Estes, OF  
 Edouard Julien, DH  
**2019** Edouard Julien, 3B

## ACADEMIC ALL-SEC

**1971** Jack Baker, 1B  
 Pete Rancont, SS  
 Earl Nance, P  
**1972** Joe Haefner, LF  
**1973** Bill Lawrence, P  
**1974** Vic Sharek, 3B  
**1975** Dennis Bailey, CF  
**1976** Robert Hudson, P  
**1977** Robert Hudson, P  
**1979** Lynn Humphries, P  
**1981** Alan Mock, 2B  
**1982** Robert Sorrell, OF  
 Russell Smith, 2B  
 Robert Sorrell, OF

Sam Sasso, OF  
 Gary Smith, P  
**1983** Russell Smith, 2B  
**1985** Scott Tillery  
 Rock Wilson  
**1986** Tony Haney  
 Rock Wilson  
**1987** Tony Haney  
 Rock Wilson  
**1988** Tony Haney  
 Clark Preble  
**1989** Derek Crownover  
 Jeff Leatherman  
 Clark Preble  
**1990** Tommy Youngblood  
 Mickey Tomey, C  
 Jeff Leatherman  
 John Moorer  
 Todd O'Donnell  
**1991** Tommy Carter  
 Mark Fuller, P  
 Jon Hebel, P  
 Jeff Leatherman  
 Todd O'Donnell  
**1992** Mark Fuller, P  
 Todd O'Donnell  
 Mickey Tomey, C  
**1993** Jason Johnson, P  
 Jay Waggoner, 3B  
**1994** Jay Waggoner, 1B  
 Russell Whittenburg, OF  
**1995** Todd Gober, P  
 Jason LeBoeuf, P  
**1996** Elliot Brown, P  
 Kirby Clark, C  
 Adam Sullivan, OF  
**1997** Stephen Chambliss, IF  
 Casey Dunn, C  
 Adam Sullivan, OF  
 Patrick Wootton, C  
**1998** Tucker Dearth, OF  
 Casey Dunn, C  
 George Jones, P  
 Kevin Knorst, P  
**1999** Derek Reif, OF  
 Tucker Dearth, OF  
 Casey Dunn, C  
 Todd Faulkner, 1B  
 Mailon Kent, OF  
 Derek Reif, OF  
**2000** Joseph Zanthos, OF  
 Tucker Dearth,  
 Todd Faulkner, 1B  
 Gabe Gross, OF  
 Mailon Kent, OF  
 Kevin Knorst, P  
 Lynn Shoop, OF  
 Joseph Zanthos, 1B  
**2001** Gabe Gross, OF  
 Mailon Kent, OF  
 Kevin Knorst, P  
 Lynn Shoop, OF  
 Joseph Zanthos, 1B  
**2002** Gabe Gross, OF  
 Mailon Kent, OF  
 Lynn Shoop, OF  
 Trent Wilson, OF  
**2003** Colby Paxton, P  
 Scott Schade, 3B  
 Josh Todd, IF  
**2004** Grant Cardwell, P  
 Lee Carter, P  
 Arnold Hughey, P  
 Nick Hulling, C  
**2005** Colby Paxton, P  
 Grant Cardwell, P  
 Chris Dennis, P  
 Mike Hnytko, C  
 Derek Sain, OF  
**2006** Josh Blake, P  
 Grant Cardwell, P  
 Andrew Hall, P  
 Clarence Nicely, P  
**2007** Josh Blake, P  
 Blake Carver, P

Chris Dennis, P  
 Ben Jones, OF  
 Philip Stringer, IF  
**2008** Paul Burnside, P  
 Evan Crawford, P  
 Jamie Drinkard, OF  
 Michael Hurst, P  
 Ben Jones, OF  
**2009** Justin Hargett, IF  
 Austin Hubbard, P  
 Michael Hurst, P  
 Jon Luke Jacobs, P  
 Ryan Jenkins, C  
 Ben Jones, OF  
 Cory Luckie, P  
 Chris O'Neil, P  
 Kevin Patterson, OF  
**2010** Zach Blatt  
 Dan Gamache  
 Justin Hargett  
 Austin Hubbard  
 Jon Luke Jacobs  
 Cory Luckie  
 Hunter Morris  
 Chris O'Neil  
 Kevin Patterson  
**2011** Brooks Beisner  
 Zach Blatt  
 Caleb Bowen  
 Justin Hargett  
 Jon Luke Jacobs  
 Cory Luckie  
 Chris O'Neil  
 Kevin Patterson  
 Patrick Savage  
 Mitchell Self  
 Derek Varnadore  
**2012** Bobby Andrews  
 Zach Blatt  
 Jon Luke Jacobs  
 Cory Luckie  
 Patrick Savage  
 Mitchell Self  
 Creede Simpson  
 Derek Varnadore  
**2013** Bobby Andrews  
 Zach Blatt  
 Cameron Blinka  
 Trey Cochran-Gill  
 Jordan Ebert  
 Sam Gillikin  
 Cole Lipscomb  
 Michael O'Neal  
 Dillon Ortman  
 Kody Ortman  
 Patrick Savage  
 Mitchell Self  
 Brett Binning  
 Trey Cochran-Gill  
 Kevin Davis  
 Jordan Ebert  
 Sam Gillikin  
 Damon Haecker  
 Cole Lipscomb  
 Blake Logan  
 Michael O'Neal  
 Patrick Savage  
 JJ Shaffer  
 Connor Short  
 Keegan Thompson  
 Derek Varnadore  
**2015** Robby Clements  
 Kevin Davis  
 Sam Gillikin  
 Anfernee Grier  
 Cole Lipscomb  
 Blake Logan  
 Sam Mason  
 Rocky McCord  
 Austin Murphy  
 Cody Nulph  
 JJ Shaffer  
 Keegan Thompson  
 Isaac Yarbrough  
**2016** Ben Braymer  
 Justin Camp

Colton Campbell  
 Kevin Davis  
 Jordan Ebert  
 Marc Frazier  
 Sam Gillikin  
 Cole Lipscomb  
 Blake Logan  
 Sam Mason  
 Andrew Mitchell  
 Cody Nulph  
 JJ Shaffer  
 Keegan Thompson  
 Isaac Yarbrough  
**2017** Kevin Davis  
 Bo Decker  
 Sam Gillikin  
 Dylan Ingram  
 Luke Jarvis  
 Jeremy Johnson  
 Gabe Klobosits  
 Cole Lipscomb  
 Blake Logan  
 Andrew Mitchell  
 JJ Shaffer  
 Keegan Thompson  
**2018** Elliott Anderson  
 Davis Daniel  
 Conor Davis  
 Corey Herndon  
 Dylan Ingram  
 Luke Jarvis  
 Jeremy Johnson  
 Welby Malczewski  
 Andrew Mitchell  
 Ryan Watson  
**2019** Elliott Anderson  
 Tanner Burns  
 Davis Daniel  
 Conor Davis  
 Peyton Glavine  
 Chase Hall  
 Ford Luttrell  
 Brett Olson  
 Jack Owen  
 Blake Schilleci  
**2020** Tanner Burns  
 Conor Davis  
 Richard Fitts  
 Brooks Fuller  
 Peyton Glavine  
 Cody Greenhill  
 Chase Hall  
 Jack Owen  
 Matt Scheffler  
 John Samuel Shenker  
 Carson Skipper  
 Garrett Wade  
 Judd Ward  
 Ryan Watson  
 Rankin Woley  
**2021** Mason Barnett  
 Trace Bright  
 Brayton Brown  
 Blake Burkhalter  
 Garrett Farquhar  
 Richard Fitts  
 Brooks Fuller  
 Cody Greenhill  
 Tyler Miller  
 Will Morrison  
 Hayden Mullins  
 Jack Owen  
 Garrett Wade  
 Rankin Woley





# AUBURN IN MLB

## JACK BAKER

Year	Team	G	Avg	AB	R	H	RBI	2B	3B	HR
1976	Boston	12	.130	23	1	3	2	0	0	1
1977	Boston	2	.000	3	0	0	0	0	0	0
<b>Totals (2 years)</b>		<b>14</b>	<b>.115</b>	<b>26</b>	<b>1</b>	<b>3</b>	<b>2</b>	<b>0</b>	<b>0</b>	<b>1</b>

## SAM BARNES

Year	Team	G	Avg	AB	R	H	RBI	2B	3B	HR
1921	Detroit	7	.182	11	2	2	0	1	0	0

## COLTER BEAN

Year	Team	G/GS	W-L	SV	ERA	IP	H	BB	SO
2005	N.Y. (AL)	1/0	0-0	0	4.50	2.0	1	2	2
2006	N.Y. (AL)	2/0	0-0	0	9.00	2.0	2	2	1
2007	N.Y. (AL)	3/0	0-1	0	12.00	3.0	5	5	2
<b>Totals (3 years)</b>		<b>6/0</b>	<b>0-1</b>	<b>0</b>	<b>9.00</b>	<b>7.0</b>	<b>8</b>	<b>9</b>	<b>5</b>

## JOE BECKWITH

Year	Team	G/GS	W-L	SV	ERA	IP	H	BB	SO
1979	LA (NL)	17/0	1-2	2	4.38	37.0	42	15	28
1980	LA (NL)	38/0	3-3	0	1.95	60.0	60	23	40
1982	LA (NL)	19/1	2-1	1	2.70	40.0	38	14	33
1983	LA (NL)	42/3	3-4	1	3.55	71.0	73	35	50
1984	Kansas City	49/1	8-4	2	3.40	100.2	92	25	75
1985	Kansas City	49/0	1-5	1	4.07	95.0	99	32	80
1986	LA (NL)	15/0	0-0	0	6.87	18.1	28	6	13
<b>Totals (7 years)</b>		<b>229/5</b>	<b>18-19</b>	<b>7</b>	<b>3.54</b>	<b>422.0</b>	<b>432</b>	<b>150</b>	<b>319</b>

## MARK BELLHORN

Year	Team	G	Avg	AB	R	H	RBI	2B	3B	HR
1997	Oakland	68	.228	224	33	51	19	9	1	6
1998	Oakland	11	.083	12	1	1	1	0	0	0
2000	Oakland	9	.154	13	2	2	0	0	0	0
2001	Oakland	38	.135	74	11	10	4	1	2	1
2002	Chi. (NL)	146	.258	445	86	115	56	24	4	27
2003	Chi. /Colo.	99	.221	249	27	55	26	10	1	2
2004	Boston	138	.264	523	93	138	82	37	3	17
2005	Bos./N.Y. (AL)	94	.210	300	43	63	30	20	0	8
2006	San Diego	115	.190	253	26	48	27	11	2	8
2007	Cincinnati	13	.071	14	2	1	1	0	0	0
<b>Totals (10 years)</b>		<b>731</b>	<b>.230</b>	<b>2107</b>	<b>324</b>	<b>484</b>	<b>246</b>	<b>113</b>	<b>13</b>	<b>69</b>

## CHRIS BOOTCHECK

Year	Team	G/GS	W-L	SV	ERA	IP	H	BB	SO
2003	Anaheim	4/1	0-1	0	9.58	10.1	16	6	7
2005	Anaheim	5/2	0-1	1	3.38	18.2	19	4	8
2006	Anaheim	7/0	0-1	0	10.45	10.1	16	9	7
2007	Anaheim	51/0	3-3	0	4.77	77.1	81	24	56
2008	Anaheim	10/0	0-1	0	10.13	16.0	30	12	14
2009	Pittsburgh	13/0	0-0	0	11.05	14.2	16	9	13
2013	N.Y. (AL)	1/0	0-0	0	9.00	1.0	2	2	1
<b>Totals (7 years)</b>		<b>91/3</b>	<b>3-7</b>	<b>1</b>	<b>8.33</b>	<b>148.1</b>	<b>180</b>	<b>66</b>	<b>106</b>

## BEN BRAYMER

Year	Team	G/GS	W-L	SV	ERA	IP	H	BB	SO
2020	Washington	3/1	1-0	0	1.23	7.1	7	5	8

## SOL CARTER

Year	Team	G/GS	W-L	SV	ERA	IP	H	BB	SO
1931	Philadelphia	2/0	0-0	0	19.29	2.1	1	4	1

## JUSTIN CHRISTIAN

Year	Team	G	Avg	AB	R	H	RBI	2B	3B	HR
2008	N.Y. (AL)	24	.250	40	6	10	6	3	0	0
2011	San Fran.	18	.255	47	6	12	4	5	0	0
2012	San Fran.	34	.125	56	6	7	2	1	0	0
<b>Totals (3 years)</b>		<b>76</b>	<b>.203</b>	<b>143</b>	<b>18</b>	<b>29</b>	<b>12</b>	<b>9</b>	<b>0</b>	<b>0</b>

## GARRETT COOPER

Year	Team	G	Avg	AB	R	H	RBI	2B	3B	HR
2017	N.Y. (AL)	13	.326	43	3	14	6	5	1	0
2018	Miami	14	.212	33	2	7	2	1	0	0
2019	Miami	107	.281	381	52	107	50	16	1	15
2020	Miami	34	.283	120	20	34	20	8	0	6
2021	Miami	71	.284	215	30	61	33	10	1	9
<b>Totals (5 years)</b>		<b>239</b>	<b>.282</b>	<b>792</b>	<b>107</b>	<b>223</b>	<b>111</b>	<b>40</b>	<b>3</b>	<b>30</b>

## EVAN CRAWFORD

Year	Team	G/GS	W-L	SV	ERA	IP	H	BB	SO
2012	Toronto	10/0	0-0	0	6.75	8.0	10	4	5

## GRANT DAYTON

Year	Team	G/GS	W-L	SV	ERA	IP	H	BB	SO		
2016	L.A. (NL)	25/0	0-1	0	2.05	26.1	14	6	39		
2017	L.A. (NL)	29/0	1-1	0	4.94	23.2	19	12	20		
2018		DNP-INJURED									
2019	Atlanta	14/0	0-1	0	3.00	12.0	12	4	14		
2020	Atlanta	18/0	2-1	0	2.30	27.1	22	11	32		
2021	Atlanta	13/0	0-0	0	6.23	13.0	15	6	14		
<b>Totals (5 years)</b>		<b>99/0</b>	<b>3-4</b>	<b>0</b>	<b>3.43</b>	<b>102.1</b>	<b>82</b>	<b>39</b>	<b>119</b>		

## JOSH DONALDSON

Year	Team	G	Avg	AB	R	H	RBI	2B	3B	HR
2010	Oakland	14	.156	32	1	5	4	1	0	1
2012	Oakland	75	.241	274	34	66	33	16	0	9
2013	Oakland	158	.301	579	89	174	93	37	3	24
2014	Oakland	158	.255	608	93	155	98	31	2	29
2015	Toronto	158	.297	620	122	184	123	41	2	41
2016	Toronto	155	.284	577	122	164	99	32	5	37
2017	Toronto	113	.270	415	65	112	78	21	0	33
2018	Toronto	36	.234	137	22	32	16	11	0	5
2019	Cleveland	16	.280	50	8	14	7	3	0	3
2018	Atlanta	155	.259	549	96	142	94	33	0	37
2020	Minnesota	28	.222	81	14	18	11	2	0	6
2021	Minnesota	135	.247	457	73	113	72	26	0	26
<b>Totals (11 years)</b>		<b>1201</b>	<b>.269</b>	<b>4379</b>	<b>739</b>	<b>1179</b>	<b>728</b>	<b>254</b>	<b>12</b>	<b>251</b>

## CHARLIE GIBSON

Year	Team	G	Avg	AB	R	H	RBI	2B	3B	HR
1924	Philadelphia	12	.133	15	1	2	1	0	0	0

## GEORGE GRANT

Year	Team	G/GS	W-L	SV	ERA	IP	H	BB	SO
1923	St. Louis (AL)	4/0	0-0	0	5.19	8.2	15	3	2
1924	St. Louis (AL)	21/2	1-2	0	6.26	50.1	67	25	11
1925	St. Louis (AL)	12/0	0-2	0	6.06	16.1	26	8	7
1927	Cleveland	25/3	4-6	1	4.46	74.2	85	40	19
1928	Cleveland	28/18	10-8	0	5.04	155.1	196	76	39
1929	Cleveland	12/0	0-2	0	10.50	24.0	41	23	5
1931	Pittsburgh	11/0	0-0	0	7.41	17.0	28	7	6
<b>Totals (7 years)</b>		<b>113/23</b>	<b>15-20</b>	<b>1</b>	<b>5.64</b>	<b>346.1</b>	<b>458</b>	<b>182</b>	<b>89</b>

## IVY GRIFFIN

Year	Team	G	Avg	AB	R	H	RBI	2B	3B	HR
1919	Philadelphia	17	.294	68	5	20	6	2	2	0
1920	Philadelphia	129	.238	467	46	111	20	15	1	0
1921	Philadelphia	39	.320	103	14	33	13	4	2	0
<b>Totals (3 years)</b>		<b>185</b>	<b>.257</b>	<b>638</b>	<b>65</b>	<b>164</b>	<b>39</b>	<b>21</b>	<b>5</b>	<b>0</b>

## GABE GROSS

Year	Team	G	Avg	AB	R	H	RBI	2B	3B	HR
2004	Toronto	44	.209	129	18	27	16	4	0	3
2005	Toronto	40	.250	92	11	23	7	4	1	1
2006	Milwaukee	117	.274	208	42	57	38	15	0	9
2007	Milwaukee	93	.235	183	28	43	24	12	2	7
2008	Mil/Tampa	143	.238	345	46	82	40	16	3	13
2009	Tampa	115	.227	282	31	64	36	16	1	6
2010	Oakland	105	.239	222	27	53	25	11	1	1
<b>Totals (7 years)</b>		<b>657</b>	<b>.239</b>	<b>1461</b>	<b>203</b>	<b>349</b>	<b>186</b>	<b>78</b>	<b>8</b>	<b>40</b>

## JOSH HANCOCK

Year	Team	G/GS	W-L	SV	ERA	IP	H	BB	SO
2002	Boston	3/1	0-1	0	3.68	7.1	5	2	6





AUBURN IN MLB

Table with columns: Year, Team, G, Avg, AB, R, H, RBI, 2B, 3B, HR. Lists stats for players from 1990 to 2001.

Table with columns: Year, Team, G, Avg, AB, R, H, RBI, 2B, 3B, HR. Lists stats for players from 1937 to 1949.

Table with columns: Year, Team, G/GS, W-L, SV, ERA, IP, H, BB, SO. Lists stats for players from 1933 to 1946.

Table with columns: Year, Team, G, Avg, AB, R, H, RBI, 2B, 3B, HR. Lists stats for players from 1955 to 1957.

Table with columns: Year, Team, G/GS, W-L, SV, ERA, IP, H, BB, SO. Lists stats for players from 2008 to 2009.

Table with columns: Year, Team, G, Avg, AB, R, H, RBI, 2B, 3B, HR. Lists stats for players from 2002 to 2016.

Table with columns: Year, Team, W-L, Pct., Finish. Lists stats for managers from 2020 to 2021.

Table with columns: Year, Team, G, Avg, AB, R, H, RBI, 2B, 3B, HR. Lists stats for players from 1929 to 1931.

Table with columns: Year, Team, G/GS, W-L, SV, ERA, IP, H, BB, SO. Lists stats for players from 1985 to 1986.

Table with columns: Year, Team, G, Avg, AB, R, H, RBI, 2B, 3B, HR. Lists stats for players from 2004 to 2004.

Table with columns: Year, Team, G, Avg, AB, R, H, RBI, 2B, 3B, HR. Lists stats for players from 2004 to 2004.

Table with columns: Year, Team, G/GS, W-L, SV, ERA, IP, H, BB, SO. Lists stats for players from 1991 to 1991.

Table with columns: Year, Team, G, Avg, AB, R, H, RBI, 2B, 3B, HR. Lists stats for Ed Sherling from 1924 to 1924.

Table with columns: Year, Team, G, Avg, AB, R, H, RBI, 2B, 3B, HR. Lists stats for Red Smith from 1911 to 1919.

Table with columns: Year, Team, G/GS, W-L, SV, ERA, IP, H, BB, SO. Lists stats for Levale Speigner from 2007 to 2008.

Table with columns: Year, Team, G/GS, W-L, SV, ERA, IP, H, BB, SO. Lists stats for Scott Sullivan from 1995 to 2004.

Table with columns: Year, Team, G/GS, W-L, SV, ERA, IP, H, BB, SO. Lists stats for Stuart Tate from 1989 to 1989.

Table with columns: Year, Team, G, Avg, AB, R, H, RBI, 2B, 3B, HR. Lists stats for Clete Thomas from 2008 to 2013.

Table with columns: Year, Team, G, Avg, AB, R, H, RBI, 2B, 3B, HR. Lists stats for Frank Thomas from 1990 to 2008.

Table with columns: Year, Team, G/GS, W-L, SV, ERA, IP, H, BB, SO. Lists stats for Keegan Thompson from 2021 to 2021.

Table with columns: Year, Team, G/GS, W-L, SV, ERA, IP, H, BB, SO. Lists stats for Taylor Thompson from 2014 to 2015.

Table with columns: Year, Team, G, Avg, AB, R, H, RBI, 2B, 3B, HR. Lists stats for Gabe Gross from 2008 to 2008.

Josh Hancock was on the 25-man roster for the 2006 World Series Champion St. Louis Cardinals but did not make an appearance in any of the games.

Table with columns: Year, Team, G/GS, W-L, SV, ERA, IP, H, BB, SO. Lists stats for Tim Hudson from 2014 to 2014.

Terry Leach was also on the 1986 New York Mets World Series team but did not appear on the post season roster.

MLB HONORS & AWARDS

2014 NATIONAL BASEBALL HALL OF FAME Frank Thomas (first ballot)

1993 MOST VALUABLE PLAYER Frank Thomas, Chicago (AL)
1994 Frank Thomas, Chicago (AL)
2015 Josh Donaldson, Toronto (AL)

1989 ROOKIE OF THE YEAR Gregg Olson, Baltimore (AL)

2010 COMEBACK PLAYER OF THE YEAR Tim Hudson, Atlanta
2019 Josh Donaldson, Atlanta

1989 ALL-STAR GAME MVP Bo Jackson, Kansas City

1989 ALL-STAR GAME PARTICIPANTS BO JACKSON [MVP] Gregg Olson
1990 Frank Thomas
1993 FRANK THOMAS
1994 FRANK THOMAS
1995 FRANK THOMAS
1996 Frank Thomas
1997 Frank Thomas\*
2000 Tim Hudson
2004 Tim Hudson\*
2010 Tim Hudson
2014 JOSH DONALDSON
2015 Tim Hudson
2016 JOSH DONALDSON ^
Josh Donaldson

All CAPS indicates starter / \* Injured, DNP / ^ Leading vote getter

Table with columns: Year, Team, G, Avg, AB, R, H, RBI, 2B, 3B, HR. Lists stats for Cool Veal from 1958 to 1963.

Table with columns: Year, Team, G, Avg, AB, R, H, RBI, 2B, 3B, HR. Lists stats for Johnny Watwood from 1929 to 1932.

Table with columns: Year, Team, G/GS, W-L, SV, ERA, IP, H, BB, SO. Lists stats for Trey Wingerter from 2018 to 2020.

Table with columns: Year, Team, G, Avg, AB, R, H, RBI, 2B, 3B, HR. Lists stats for Gus Niarhos from 1949 to 1949.

Table with columns: Year, Team, G, Avg, AB, R, H, RBI, 2B, 3B, HR. Lists stats for Jimmy Outlaw from 1945 to 1945.

Table with columns: Year, Team, G/GS, W-L, SV, ERA, IP, H, BB, SO. Lists stats for Ray Prim from 1945 to 1945.

Table with columns: Year, Team, G, Avg, AB, R, H, RBI, 2B, 3B, HR. Lists stats for David Ross from 2013 to 2016.

Frank Thomas was a member of the 2005 World Series Champion Chicago White Sox but did not play in the series due to injury.







# AUBURN IN MLB DRAFT

YEAR	PLAYER, POS.	ROUND	CLUB
1965	Monte Sharp, LHP	22	Milwaukee
	Scott Long, SS*	52	Houston
1966	Edward Long, SS*	5	NY Yankees
	Raloh Wells, 3B	40	Atlanta
1967	Ray Cox, C	13	Cleveland
	Q.V. Lowe, RHP	19	Chicago Cubs
	George McKenzie, 2B	33	Detroit
1968	Michael Peden, C	18	Oakland
	Thomas Smith, RHP	2	Oakland
1970	Richard Nance, LHP*	2	Milwaukee
	Rick Eisenacher, RHP*	6	Baltimore
1971	Earl Nance, LHP*	3	Chicago White Sox
	Rick Eisenacher, RHP*	5	Detroit
	Ken Dempsey, OF	3	Minnesota
	Earl Nance, LHP	2	Boston
	Rick Eisenacher, RHP*	5	Minnesota
	Jack Baker, RHP	26	Boston
1975	James Handley, RHP	19	Chicago White Sox
	Davis May, RHP	24	Minnesota
1976	Terry Leach, RHP*	7	Boston
	Joe Beckwith, RHP*	12	Cleveland
	Ritchie Howard, 3B	28	Pittsburgh
1977	Joe Beckwith, RHP	2	Los Angeles
1978	Dom Fucci, 1B-OF*	6	Chicago White Sox
1979	Dom Fucci, 1B	5	Chicago White Sox
	Pat Keedy, 2B	5	California
	Steve Rentroe, OF*	7	California
1980	Phil Deriso, LHP*	10	Montreal
	Mark Shifflett, LHP*	12	San Francisco
1981	John Tutt, OF	8	Baltimore
	Phil Deriso, LHP	18	Cleveland
	Mark Shifflett, LHP	27	New York Yankees
1982	Doug Gilcrease, SS	7	Kansas City
	Darryl Wilks, OF-1B	11	Cincinnati
	John Metasavage, 3B	25	New York Mets
	Dave Heath, C	26	California
1983	Bob Barry, 3B	36	Atlanta
1984	Stu Tate, RHP	8	San Francisco
1985	Tim McLain, RHP	7	Seattle
	Tim Lemons, 1B-RHP	13	Kansas City
	Bo Jackson, OF*	20	California
1986	Bo Jackson, OF	4	Kansas City
	Paul Foster, OF	26	Detroit
	David Plumb, C	26	Atlanta
1987	Mark Chapman, RHP	18	Milwaukee
1988	Gregg Olson, RHP	1	(4th) Baltimore
	Stacy Jones, RHP	3	Baltimore
	Jeff Livesey, C	13	New York Yankees
	David Adams, RHP*	29	St. Louis
	Ed Ohman, RHP	46	Texas
1989	Frank Thomas, 1B	1	(7th) Chicago White Sox
1990	Mike Ferry, RHP	4	Cincinnati
	Chris Hart, OF	5	Oakland
	Tim Edge, C	6	Pittsburgh
	Brad Holman, RHP	35	Detroit
1991	Tommy Carter, LHP	7	New York Yankees
	Andy Albrecht, OF	13	New York Yankees
	Brad Parker, 3B	34	Oakland
	Jeff Leatherman, 1B	47	Pittsburgh
1992	Scott Sullivan, RHP*	39	Milwaukee
1993	Scott Sullivan, RHP	2	Cincinnati
	Chris Christopher, OF	12	St. Louis
	John Powell, RHP*	13	New York Mets
	Jason Johnson, RHP	19	Colorado
	Jon Hebel, RHP	29	Cincinnati
1994	John Powell, RHP	9	Texas
	Frank Sanders, OF*	14	Seattle
	Brandon Moore, SS	17	Chicago White Sox
	Shawn McNally, RHP*	53	NY Mets
1995	Mark Bellhorn, SS	2	Oakland
	Shawn McNally, OF	13	St. Louis
	Jay Waggoner, 1B	23	Detroit
	Chris Morrison, RHP	34	Oakland
1996	Elliot Brown, RHP	6	Tampa Bay
	Kirby Clark, C	33	Philadelphia
1997	Bryan Hebson, RHP	1	& (44th) Montreal
	Patrick Dunham, RHP	3	Seattle
	Tim Hudson, RHP	6	Oakland
	Finley Woodward, RHP	10	St. Louis
	Rob Macrony, 2B	12	St. Louis
1998	Scott Pratt, SS	3	Cleveland
	Heath Kelly, 2B	15	Florida
	Josh Etheredge, OF	17	Colorado
1999	Brent Schoening, RHP	5	Minnesota
	Casey Dunn, C	15	Kansas City
	Chad Wandall, SS	21	Minnesota
	Brad Weis, LHP	28	Minnesota
	Paul Jurca, SS	39	San Francisco
2000	Chris Bootcheck, RHP	1	(20th) Anaheim
	Dominic Rich, 2B	2	Toronto
	Brandon Mayfield, RHP	11	Philadelphia
	Todd Faulkner, 1B*	12	New York Mets
	Mallon Kent, OF*	30	St. Louis
2001	Gabe Gross, OF	1	(15th) Toronto
	Mallon Kent, OF	12	Atlanta
	Todd Faulkner, 1B	22	New York Yankees
	Trent Pratt, C	34	Arizona

YEAR	PLAYER, POS.	ROUND	CLUB
2002	Jonathan Schuerholz, SS	8	Atlanta
	Trent Pratt, C	12	Philadelphia
	Mike Mueller, RHP	16	Atlanta
2003	Javon Moran, OF	5	Philadelphia
	Levale Speigener, RHP	14	Minnesota
	Bobby Huddleston, C	23	Detroit
	Calby Paxton, RHP*	32	Texas
2004	Steven Register, RHP	3	Colorado
	Sean Gamble, OF	6	Philadelphia
	Tug Hulet, 2B	14	Texas
	Chuck Jeroloman, SS	21	Boston
2005	Josh Sullivan, RHP	5	Colorado
	Josh Bell, C	6	Toronto
	Clete Thomas, OF	6	Detroit
	John Madden, RHP	8	San Diego
	Michael Nix, RHP	11	Atlanta
	Arnold Hughey, LHP	13	San Diego
	Karl Amante, 1B	13	New York Yankees
2006	Chris Dennis, RHP*	40	Texas
2007	Josh Donaldson, C	1	& (48th) Chicago Cubs
	Russell Dixon, OF	7	Houston
	Bruce Edwards, OF	15	San Francisco
	Brett Butts, RHP	19	Atlanta
	Mike Bianucci, OF*	23	Anaheim
	Philip Stringer, IF	24	Houston
	Josh Blake, LHP	35	Arizona
2008	Mike Bianucci, OF*	8	Texas
	Evan Crawford, LHP	8	Toronto
	Matt Hall, IF	10	Tampa Bay
	Luke Greinke, UTIL	12	New York Yankees
	Bryan Woodall, RHP	21	Arizona
	Taylor Thompson, RHP*	25	Chicago White Sox
2009	Joseph Sanders, IF	5	Colorado
	Scott Shuman, RHP	19	Tampa Bay
	Paul Burnside, RHP	39	Chicago White Sox
	Taylor Thompson, RHP	44	Chicago White Sox
2010	Trent Mummey, OF	4	Baltimore
	Hunter Morris, IF	4	Milwaukee
	Cole Nelson, LHP	10	Detroit
	Grant Dayton, LHP	11	Florida
	Austin Hubbard, RHP	14	Tampa Bay
	Ryan Jenkins, C	17	Kansas City
	Brian Fletcher, OF	18	Kansas City
	Kevin Patterson, OF/1B*	23	Tampa Bay
	Bradley Hendrix, RHP*	30	Cincinnati
	Justin Fradejas, OF*	35	Colorado
	Stephen Kohlscheen, RHP	45	Seattle
2011	Dan Gamache, IF	6	Pittsburgh
	Casey McElroy, IF	11	San Diego
	Derek Varnadore, RHP*	17	Florida
	Bradley Hendrix, RHP*	22	Tampa Bay
	Tony Caldwell, C	24	Florida
	Kevin Patterson, 1B/DH	30	Toronto
2012	Derek Varnadore, RHP	9	New York Yankees
	Ryan Jella, OF*	11	San Francisco
	Slade Smith, RHP	17	Detroit
	Creede Simmons, IF	25	Baltimore
2013	Garrett Cooper, 1B	6	Milwaukee
	Conner Kendrick, LHP	9	New York Yankees
	Will Kendall, LHP	30	Pittsburgh
	Jay Gonzalez, OF*	39	Texas
2014	Trey Cochran-Gill, RHP	17	Seattle
	Damek Tomscha, IF	17	Philadelphia
	Rocky McCord, RHP*	31	Kansas City
2015	Trey Wingenter, RHP	17	San Diego
	Rocky McCord, RHP	26	Baltimore
2016	Anfernee Grier, OF	1	& (39th) Arizona
	Joshua Palacios, OF	4	Toronto
	Niko Buentello, IF	18	Detroit
	Ben Braymer, LHP	18	Washington
	Keegan Thompson, RHP*	33	Detroit
	Justin Camp, RHP	37	Kansas City
2017	Keegan Thompson, RHP	3	Chicago Cubs
	Jonah Todd, OF	6	Los Angeles
	Daniel Robert, IF	21	Texas
	Gabe Klobosits, RHP	36	Washington
2018	Casey Mize, RHP	1	(1st) Detroit
	Davis Daniel, RHP*	11	Milwaukee
	Brendan Venier, IF	13	Atlanta
	Andrew Mitchell, LHP	14	New York (NL)
	Calvin Coker, RHP	15	Oakland
	Luke Jarvis, IF	25	Miami
	Brett Wright, C	26	Toronto
2019	Will Holland, IF	5	Minnesota
	Davis Daniel, RHP	7	Los Angeles (AL)
	Edouard Julien, IF	18	Minnesota
	Jack Owen, LHP*	21	St. Louis
	Elliott Anderson	23	Kansas City
2020	Tanner Burns, RHP	1	& (36) Cleveland
	Bailey Horn, LHP	5	Chicago (AL)
2021	Ryan Bliss, IF	2	(42) Arizona
	Richard Fitts, RHP	6	New York (AL)
	Tyler Miller, IF	9	Boston
	Steven Williams, C/OF	18	Washington

\* - Did not sign; ^ - January Secondary Phase; % - June Regular Phase; S - June Secondary Phase; Sd - June Secondary Delayed; Sa - June Secondary Active; # - January Regular Phase; & - Supplemental; ( ) - Draft Pick



LETTERWINNERS (1949-PRESENT)

• A-A-A •

Table listing letterwinners for A-A-A: ADAMS, David (1984-85, '87-88), ALBERCHT, Andre (1988-91), ALLEN, Doug (1983-84), ALVORD, Zach (2011-12), ALEYA, Brian (1993), AMONITE, Karl (2003, '05), ANDERSON, Elliott (2017-19), ANDERSON, Jack (1959-61), ANDREWS, Bobby (2011-13), ANTHONY, Josh (2017-18), ARGENTI, Allen (1989), ARIAIL, Gump (1934), ATKINS, Stewart (1990), AUSTIN, Blake (2011-14), AUSTIN, Darren (1989).

• B-B-B •

Table listing letterwinners for B-B-B: BACHUS, Jim (1963-64), BAILEY, Dennis (1974-75), BAKER, Bob (1959-60), BAKER, Drew (2020), BAKER, Ernest (1950, '52), BAKER, Jack (1971), BALDASARE, Frank (1967-69), BANDY, Hugh (1955), BARFIELD, Jimmy (1963-64), BARNETT, Mason (2020-21), BASSO, Jamie (1982-84), BASSO, Sam (1982), BAXTER, Fred (1992), BAYNES, Ronnie (1964-65), BEAN, Colter (1998-00), BECKWITH, Joe (1974-77), BECTON, Dana (1979-81), BEAIRD, Chris (2000), BEISNER, Brooks (2011), BELL, Josh (2003-05), BELLHORN, Mark (1993-95), BENNETT, Andy (2006-07), BERRY, Bob (1981-83), BIANUCCI, Mike (2006-08), BIBB, Otis (1962-64), BIESEL, Andy (1988), BINNING, Brett (2014), BIRCHFIELD, James (1950), BISHOP, Ken (1971-72), BLACK, Jim (1976), BLAKE, Josh (2005, '07), BLAKENEY, Larry (1968-69), BLATT, Zach (2009-12), BLAUSER, Jim (1966-67), BLINKA, Cameron (2012), BLISS, Ryan (2019-21), BLODGETT, David (1971-73), BLOUDWORTH, Jack (1960-61), BOLLINGER, Allan (1978), BOOTCHECK, Chris (1998-00), BOOZER, Roger (1966-68), BOUTWELL, Jeff (2005-06), BOVERT, Paul (1966-68), BOWEN, Caleb (2009-12), BOX, Seth (1953), BOYD, Jim (1960-62), BRADBERRY, Buck (1952-53), BRANDON, Eric (2001-02), BRANSON, Dan (1954), BRAYMER, Ben (2016), BREAKFIELD, Bill (1960-62), BRIGHT, Trace (2020-21), BRISTOW, Justin (2006-07), BROOKS, Robert (2007), BROWN, Brad (1990-91).

Table listing letterwinners for B-B-B (continued): BROWN, Brayton (2020-21), BROWN, Dave (1951-53), BROWN, Elliot (1996), BROWN, J.B. (1976-79), BROWN, Mark (1979), BROWN, Todd (1992), BRYANT, Justin (2010-12), BRYANT, Norman (1987), BRYANT, Ted (2005-07), BUENTELLO, Niko (2016), BURBANK, Bill (1955), BURGEE, Jackson (2013-16), BURKETT, Jackie (1957-59), BURKHALTER, Blake (2020-21), BURNHAM, Brett (2000-01), BURNS, Tanner (2018-20), BURNSIDE, Paul (2006-09), BURROUGHES, Steve (1986-88), BURTON, Peter (1978), BUSH, Garrett (2010), BUTLER, Greg (1971-73), BUTLER, Ron (1987), BUTTS, Brett (2006-07).

• C-C-C •

Table listing letterwinners for C-C-C: CALDWELL, Tony (2008-11), CAMACHO, Christian (2017), CAMERON, Bill (1971-72), CAMERON, Scott (2005), CAMP, Harvey (1950-51), CAMP, Justin (2013-16), CARDENAS, Gordon (2016), CARDWELL, Grant (2005-06), CARLAN, Charlie (1957-59), CARTER, Reid (2013), CARTER, Tommy (1989-91), CASON, Tommy (1969-70), CATCHINGS, Ben (1959-61), CAUTHEN, Dave (1955), CAWTHORNE, Bill (1957-58), CECCOLI, Johnny (2020), CHABOT, Kevin (1993-96), CHAMBERS, Jerry Joe (1983), CHAPMAN, Bruce (1980), CHAPMAN, Mark (1984-87), CHILDERS, Steve (1981-84), CHRISTIAN, Bill (1950), CHRISTIAN, Justin (2001), CHRISTOPHER, Chris (1991-93), CHWALIK, Jay (1977), CIMO, Tanner (2012-13), CLARK, Kirby (1995-96), CLARK, Ryan (2005), CLAYTON, Ken (2002), CLEMENTS, Barry (1981-82), CLEMENTS, Robby (2014-15), COBB, Joe (1953), COCHRAN-GILL, Trey (2012-13), COKER, Calvin (2017-18), COLE, Jimmy (1950), COLEMAN, Travis (2005-06), COLLINS, Gene (1967-69), COLLINS, Ricky (1996), COMER, Don (1968), CONSTAN, Phil (1980-82), COOPER, Garrett (2012-13), COPE, Curt (1973-76), COPPINGER, Ty (1967-69), CORBIN, Ted (1990-91), COTTRELL, Al (1979), COUNTRYMAN, Rick (1967-68), COX, Ray (1966-67), CRAFT, Tony (1972-73), CRAFT, Ben (2015).

Table listing letterwinners for C-C-C (continued): CRAWFORD, Evan (2006-08), CROUCH, Jack (1956-58), CROWE, J.D. (2013), CROWNOVER, Derrick (1988-89), CRYSEL, Jimmy (1963-65), CUNNINGHAM, David (2008), CUNNINGHAM, Jim (1983), CURLEE, Jack (1941-43), CURTIS, Terry (1971-73).

• D-D-D •

Table listing letterwinners for D-D-D: DAILEY, Gary (1972-75), DANIEL, Davis (2017-18), DANIEL, Harry (1959-60), DAVIDSON, Rick (1989), DAVIS, Bo (1959, '61), DAVIS, Bill (1982-83), DAVIS, Conor (2017-20), DAVIS, Joe (1952-54), DAVIS, Kevin (2014-15), DAYTON, Grant (2008-10), DEAN, Jake (1992-93), DEAN, Ray (1950-51), DEAN, Russ (1973-75), DEARTH, Tucker (1996-97, '99), DECKER, Bo (2015, '17), DEDRICK, Terrance (2013-14), DEESE, Kyler (2015-16), DEMPSEY, Ken (1969-71), DEMPSEY, Larry (1961-63), DENNIS, Chris (2003-04, '06-07), DERISO, Phil (1978-81), DICKEY, Doug (1953-55), DILKS, Ed (1986-88), DIXON, Russell (2005-06), DOLLAR, Rodney (1981-82), DOLES, Harry (1964-66), DOLSON, Ben (1953-55), DONALDSON, Don (1969-70), DONALDSON, Duke (1985), DONALDSON, Josh (2005-07), DOUGLAS, Jim (1959-61), CHAMBERS, Jerry Joe (1983), DREADEN, Tom (1987), DUART, Fred (1951), DUEITT, Cory (2001-04), DUFFNER, David (1973-76), DUKE, Mitch (1991, '93), DUKE, Pat (1956-58), DUMAS, Henry (1957-58), DUNHAM, Patrick (1997), DUNN, Casey (1996-99), DYAL, Ryan (2021).

• E-E-E •

Table listing letterwinners for E-E-E: EATON, Jarrett (2019), EBERT, Jordan (2013-16), EDGE, Tim (1988-90), EDWARDS, Bruce (2005-07), EISENACHER, Rick (1969-71), ELLIS, Frank (1934), ELMORE, Verdo (1950), EMBLEAU, Scott (1983), ERWIN, Mugs (1934), ESTES, Jay (2017-18), ETHEREDGE, Josh (1995-98), ETHEREDGE, Judson (1990), EVANS, Cade (2018).

• F-F-F •

Table listing letterwinners for F-F-F: FARQUHAR, Garrett (2020-21), FAULKNER, Scott (2005).

Table listing letterwinners for F-F-F (continued): FAULKNER, Todd (1998-01), FELIX, Mike (2004-05), FERRY, Mike (1988-90), FINLAYSON, Hubert (1949-50), FINNEY, Reuben (1953-55), FITTS, Richard (2019-21), FLAGLER, Andy (1989-90), FLEMMING, Billy (1949-50), FLETCHER, Brian (2008-10), FOSTER, Cole (2021), FOSTER, Jonathan (2016), FOSTER, Paul (1983-86), FOWLER, Paul (1980), FOWLER, Wayne (1961-63), FOXWELL, Steve (1972), FRADEJAS, Justin (2010-11), FRAZIER, Marc (2016), FRAZIER, Mike (1976-77), FREDERICK, Rex (1957-59), FRIEND, DeWayne (1983-84), FROMAN, Russ (1985), FRYER, Frank (1964-66), FUCCI, Bo (1977-79), FUCCI, Dom (1976-79), FULLER, Brooks (2019-21), FULLER, Mark (1989-92).

• G-G-G •

Table listing letterwinners for G-G-G: GAINOUS, Trey (1985-87), GALLAGHER, Garry (1988-89), GAMACHE, Dan (2009-11), GAMBLE, Sean (2002-04), GARRISON, Bob (1961), GATEWOOD, George (1987), GEORGE, Gerald (1957-59), GERALDS, Tandy (1962-64), GILBERT, Charlie (1949-51), GILBERT, Porter (1959, '61-62), GILBERT, Reggie (1963, '65-66), GILCREASE, Doug (1980-82), GILLIKIN, Sam (2013-15, '17), GILMER, Wes (2008-11), GILMORE, Dan (1950), GIVENS, Don (1979), GLAVINE, Peyton (2018-19, '21), GLEVENYAK, Dan (2012-14), GLEMMO, Hayden (1998-01), GOBER, Todd (1995), GOLDEN, Greg (1967-68), GONZALEZ, Jay (2011-12), GONZALEZ, Joseph (2021), GRANT, George (2021-22), GRAY, Kyle (2019), GRAY, Melvin (2015-16), GREENHILL, Cody (2018-21), GREER, Mason (2020), GREINKE, Luke (2006-08), GRIER, Anfernee (2014-16), GROOMS, Matt (2002), GROSS, Gabe (1999-01), GROTE, Jeff (1982-83), GURROSKY, Scott (1990).

• H-H-H •

Table listing letterwinners for H-H-H: HAECKER, Damon (2014-17), HAEFNER, Joe (1969, '71-72), HAHN, Dick (1949), HAIRE, Dink (1963-65), HALL, Bart (1975), HALL, Chase (2019-20), HALL, Josh (2018).





# LETTERWINNERS (1949-PRESENT)

HALL, Matt	2008
HALL, Wayne	1969, '71-72
HALLA, Ryan	1993-96
HAMILTON, Red	1934
HAND, Don	1965
HANDLEY, Jim	1972-75
HANEY, Tony	1985-88
HANSON, John	1980
HARGETT, Justin	2008-11
HARKINS, Jason	1989-91
HARPER, Rus	2009
HART, Chris	1989-90
HARTLEY, Larry	1964-65
HATCHETT, Mark	1972-75
HEBEL, Jon	1990-93
HEBSON, Bryan	1995-97
HEIDEN, Howard	1953
HEMPHILL, Paul	1956-57
HENDERSON, Jackson	2019
HENDRIX, Bradley	2008-11
HENNEN, John	1969
HENRY, Kevin	1984-85, '87-88
HENRY, Al	1978
HERNDON, Corey	2017-18
HESSER, Tim	1984
HILL, Cam	2021
HILL, George	1949-51
HILL, Harrel	1997
HITCHCOCK, Billy	1936-37
HITCHCOCK, Jimmy	1931-33
HNYTKA, Mike	2004-05
HOEHLE, Gene	1950-52
HOERTER, Ryan	2018
HOLLAND, Will	2017-19
HOLLIS, Joe	1968-69
HORN, Bailey	2019-20
HOWARD, Richie	1975-76
HOWELL, Kason	2019-21
HUBBARD, Austin	2007-10
HUDDLESTON, Bobby	2000-03
HUDLOW, Kyle	2002
HUDSON, Jim	1959-61
HUDSON, Robert	1975-77
HUDSON, Tim	1996-97
HUDSON, Trent	1981-83
HUGHEY, Arnold	2002-05
HULETT, Tug	2002-04
HULSEY, Tim	1971-73
HUMPHREYS, Kevin	1994-95
HUMPHRIES, Lynn	1978-79
HURST, Michael	2007-10
HUSKINS, Joey	2005
HUTCHISON, Mark	1983

• I-I-I •

INGALLS, Kyle	1985
INGRAM, Dylan	2017-18

• J-J-J •

JACKSON, Bo	1983, '85-86
JACOBS, Jon Luke	2009-12
JACOBSON, Greg	1984-87
JAMES, Bob	1957-58
JARVIS, Luke	2017-18
JENKINS, George	1934
JENKINS, Ryan	2006-08, '10
JEROLOMAN, Chuck	2002-04
JOHNSON, Ed	2019
JOHNSON, Jason	1991-93
JOHNSON, Jeremy	2017-18
JOHNSON, Terry	1983
JOHNSTON	1952

JOHNSTON, Shot	1958
JOHNSTONE, Tyler	2005-06
JONES, Ben	2006-09
JONES, George	1998
JONES, Jake	1951-52
JONES, Justin	2008
JONES, Sean	2002
JONES, Lynn	1971-73
JONES, Stacy	1986-88
JORDAN, Bobby	1952
JORDAN, Kevin	1983-84
JULIEN, Edouard	2018-19

• K-K-K •

KAIN, Larry	1969-71
KANAKIS, Connie	1955-56
KANAKIS, Peter	1995
KEEDY, Pat	1977-79
KEENER, Harold	1956
KELLEY, Hunter	2013
KELLEY, Ty	2008-10
KELLY, Heath	1997-98
KENDALL, Will	2011-13
KENDRICK, Conner	2013
KENT, Mailon	1963
KENT, Mailon	1998-01
KERSH, Jamie	1996-99
KEY, Ken	1992-95
KILLIMETT, Mike	1991-94
KINLAW, Dennis	1949
KIRKLAND, Randy	1974
KLOBOSITS, Gabe	2016-17
KNIGHT, Billy	1977
KNODEL, Tom	1989-90
KNORST, Kevin	1997-00
KOCH, Alan	1958-60
KOGER, Daniel	2012-13
KOHLSCHEEN, Stephen	2010
KRAFT, Tony	1971
KRONFELD, Turner	1942-43

• L-L-L •

LANIER, L.F.	1954, '56-58
LARUE, Nate	2020-21
LASTER, Jimmy	1956-58
LATHAM, Bill	1978-81
LAU, Everett	2019
LAWRENCE, Bill	1971-74
LAZENBY, Beal	1969
LEACH, Terry	1973-76
LEATHERMAN, Jeff	1988-91
LeBOEUF, Jason	1992-95
LEE, Mack	1953
LEE, Jeff	1986
LEE, Jimmy	1958
LEMMONS, Tim	1984-85
LETCHWORTH, Bill	1949-51
LEWIS, Robert	1991-94
LEWTER, Jerry	1963-65
LIPSCOMB, Cole	2015-17
LITTLE, Danny	1968-69
LIVSEY, Jeff	1985-88
LOCKARD, Jim	1951-52
LOGAN, Bill	1950-51
LOGAN, Blake	2014-17
LOLLEY, Gary	1984
LONG, Bill	1957
LONG, Lance	1982-83
LONG, Scotty	1965-67
LORINO, Tommy	1957-58
LOWE, Martin	1977
LOWE, Q.V.	1966-67

LUCKIE, Cory	2008, '10-12
LUNA, Brandon	2001
LUNDSTROM, Jay	1960

• M-M-M •

MACRORY, Rob	1994-97
MADDEEN, John	2004-05
MAITLAND, Ben	2004-05
MALCZEWSKI, Welby	2018
MARTIN, Jimmy	1962-64
MARTIN, Joey	1968-71
MARTIN, John	1956-58
MARTIN, Mike	1990
MASON, Sam	2015-16
MASTEN, Andy	2006
MATSON, Larry	1966
MAXWELL, Jack	1949
MAY, Davis	1974-75
MAYO, Kyle	2004
MAYFIELD, Brandon	2000
McAfee, Emmett	1949
McCANN, Chezz	2009
McCLAIN, Tim	1982, '84-85
McCLANAHAN, Mark	1974-76
McCLENDON, Tom	1953-55
McCORD, Rocky	2012-15
McCREE, John	1959-61
McDUFFIE, Dennis	1962
McDUFFIE, Fred	1957-58
McELROY, Casey	2009-11
McFATTER, Jon	1984-85
McGUFFIN, Bowen	2017-18
McKENZIE, Pete	1965-67
McMAHAN, Warren	1934
McMILLAN, Gilbert	1934
McMURRY, Bill	1950, '52-53
McMURRY, Dick	1951-52
McNALLY, Shawn	1994-95
KRAFT, Tony	1989
MEDDOWS, Michael	2005
MERCHANT, Andy	1969-72
MEREDITH, John	1950
METASAVAGE, John	1981-82
MIKSIS, Jim	2004
MILLIKER, Geoff	1980
MILLIMAN, Jacob	2014-15
MILLER, Buck	1989
MILLER, David	1983, '85
MILLER, Mickey	1973-76
MILLER, Tyler	2020-21
MIMS, Drew	2005
MITCHELL, Andrew	2016-18
MITCHELL, Neal	1982
MIZE, Casey	2016-18
MOCK, Alan	1979-81
MOCK, Julian	1949-51
MOGENTALE, David	1981-82
MONTE, Sam	1965
MONTGOMERY, Steve	1975-79
MOORE, Bobby	1982
MOORE, Brandon	1991-94
MOORE, Brody	2019-21
MOORE, Chuck	1975-77
MOORER, John	1988-90
MORAN, Javon	2001-02
MORGAN, Malvern	1937-39
MORRIS, Andrew	2011
MORRIS, Hunter	2008-10
MORRIS, Mutt	1934
MORRIS, Tex	1982
MORRISON, Chris	1994-95
MORRISON, Gray	1976-78
MORRISON, Will	2019, '21

MORTON, Miles	2009
MORTON, Tom	1973-76
MOWEN, David	1976
MUELLER, Mike	2002
MUGARDITCHIAN, John	1980
MULLINS, Cliff	2005
MULLINS, Hayden	2020-21
MUMMEY, Trent	2008-10
MURPHY, Austin	2015
MURPHY, Sonny	1971-72

• N-N-N •

NAGEL, Bob	1952-54
NAIR, Earl	1952
NANCE, Earl	1968-71
NEESE, Jordan	2010
NELSON, Cole	2010
NEWI, Alec	1990-93
NICELY, Clarence	2005-06
NICHOLS, George	1962-64
NICHOLS, Larry	1960-62
NIX, Gary	1984
NIX, Lloyd	1957-59
NIX, Mark	1969
NIX, Michael	2004-05
NORTON, Jacko	1949-50
NORTON, John	1978
NOVAK, Rob	1990
NULPH, Cody	2015-16

• O-O-O •

O'BARR, Bill	1934
O'DONNELL, Todd	1989-92
O'HARE, David	1973-76
OHMAN, Ed	1985-88
OLSON, Brett	2018-19
OLSON, Gregg	1986-88
O'NEAL, Michael	2013-14
O'NEIL, Chris	2008-11
ORR, John	1934
ORTMAN, Dillon	2011-14
ORTMAN, Kody	2012-13
OSBORNE, Jay	2005-06
OVERSHEET, Wynton	1954-57
VERTON, Joe	1962-63
OWEN, Jack	2018-21
OWENS, Tommy	1977
OZMANT, Wayne	1962

• P-P-P •

PAIR, Doyle	1956
PALACIOS, Joshua	2016
PANTER, Barry	1978-81
PARKER, Brad	1991
PARSONS, Bill	1953
PATTERSON, Kevin	2008-11
PAXTON, Colby	2001-04
PEARCE, Earl	1950-52
PEARCE, Herbie	1954-57
PEDEN, Mike	1967-68
PEIRCE, Bobby	2021
PENDLETON, Jon	1978
PENRY, Andy	1984
PFAB, Chuck	1976
PHILIPS, Sterling	1979-80
PIRRO, Mike	1987
PLUMB, David	1983-86
PALSTON, Alex	2015
POWELL, Jeff	1989-90
POWELL, John	1990-94
POWELL, Jimmy	1953-56





LETTERWINNERS (1949-PRESENT)

PRATT, Scott.....	1998
PRATT, Trent.....	2001-02
PREBLE, Clark.....	1988-89
PRESCOTT, Trey.....	2005
PRICE, Dexter.....	2009-10
PYBURN, Jim.....	1953-55
PYLE, George.....	1953

• R-R-R •

RAMSEY, Jack.....	1953-55
RANCONT, Pete.....	1970-71
RANDAZZA, Greg.....	1988
RASBERRY, Jonathan.....	2006
RAY, Bradley.....	2008-09
RAY, Sean.....	2008-11
REA, Steve.....	1973-76
REGISTER, Steven.....	2003-04
REID.....	1952
REIF, Derek.....	1997-99
RENFROE, Steve.....	1977-80
RENNER, Scott.....	1987-88-89, '91
RENTZ, Dalton.....	2015
REYNOLDS, Jackson.....	2020
RHODES, Bob.....	1979
RICH, Dominic.....	1998-00
RICKS, Russell.....	1982-83
ROBERSON, Billy Ray.....	1953, '56-57
ROBERT, Daniel.....	2014-17
ROBERTS, Quineth.....	1958
ROBINSON, Keith.....	1985
ROBINSON, Robbie.....	1959
ROBISON, Vince.....	1951
RODENHIZER, Sam.....	1972-74
RODRIGUEZ, Octavio.....	2016
ROGAN, Tom.....	1977
ROGERS.....	1952
ROJAS, Mike.....	2017-18
ROLLIN, Danny.....	1977
RONEY, Reid.....	1981
RONEY, Scott.....	1978-80
ROSENWALD, Matt.....	2005
ROSS, David.....	1996-97
ROSSI, Phil.....	2010
ROWELL, Tim.....	1978-79
RUCH, Dallan.....	1994-96
RUCKER, Jack.....	1949, '51
RUCKER, Rock.....	2013
RUSH, Chuck.....	1971-73
RUSHING, Rondey.....	1977-80
RUSSELL, Erskine.....	1949
RUSSELL, Hamp.....	1971
RYERSON, Jim.....	1986-87

• S-S-S •

SAIA, Paul.....	1975
SAIN, Derek.....	2003-06
SANDERS, Frank.....	1994
SANDERS, Joseph.....	2007-09
SARMIENTO, Steve.....	1985
SAUCEDA, Marc.....	1981-82
SAVAGE, Morris.....	1957-59
SAVAGE, Patrick.....	2010-13
SAYERS, Mark.....	1984-86
SCHADE, Scott.....	2001-02
SCHARDT, Mitch.....	1995
SCHEFFLER, Matt.....	2019-20
SCHILLECI, Blake.....	2018-19
SCHOENING, Brent.....	1997-99
SCHREMSHER, Bob.....	1962
SCHROLL, Greg.....	1979
SCHUERHOLZ, Jonathan.....	2000-02
SCHULTZ, Matt.....	2013

SEAMAN, Richard.....	1962-63
SELF, Mitchell.....	2010-13
SENN, Brian.....	1991-92
SENN, Chris.....	1983-84
SHACKELFORD, Duke.....	1964
SHAFFER, John.....	1968-69
SHAFFER, J.J.....	2014-17
SHALOU, Rob.....	1988
SHANKS, Cliff.....	1993
SHAREK, Vic.....	1973-74
SHARPE, Monty.....	1964-65
SHELL, Alton.....	1955-56
SHENKER, John Samuel.....	2020-21
SHEPHERD, Scott.....	1991
SHERIDAN, Tim.....	1991
SHIFFLET, Mark.....	1978-81
SHIRLEY, Craig.....	2013
SHIRLEY, Jim.....	1958-61
SHOOP, Lynn.....	2001
SHORE, Jared.....	2004-05
SHORR, Adam.....	1989
SHORT, Connor.....	2014
SHUGART, Kim.....	1972-74
SHUMAN, Bennett.....	1971-73
SHUMAN, Scott.....	2007-09
SIMMONS, George.....	1967-68
SIMMONS, Johnny.....	1972
SIMPSON, Creede.....	2010-12
SIWA, Joe.....	1987, '89
SIWA, Ron.....	1986
SKINNER, Andrew.....	2001-02
SKINNER, Eric.....	2007-08
SKINNER, Kent.....	1976
SKIPPER, Carson.....	2019-21
SLATER, Andrew.....	1999-00
SLOCUM, Jake.....	2005
SMITH, Charlie.....	1984-87
SMITH, Dylan.....	2013-15
SMITH, Gary.....	1981-82, 84
SMITH, Jarred.....	2012
SMITH, Mark.....	1990
SMITH, Ross.....	2007
SMITH, Russell.....	1981-83
SMITH, Slade.....	2010-12
SMITH, Tommy.....	1967
SMITH, Tracy.....	1991
SNOW, Ernie.....	1950, '52-53
SNOW, Henry.....	1951
SOKOL, Jack.....	2021
SORRELL, Robert.....	1979-82
SPRAGUE, Ben.....	2004-05
SPRINKLE, Daniel.....	2016-17
SPEIGNER, Brent.....	2000
SPEIGNER, Levale.....	2000-03
SPIVEY, Ben.....	1976-77
SPRUILL, Dustin.....	2007
STACEY, Adam.....	2005
STANLEY, Ryan.....	2006-07
STAPLETON, Josh.....	2006
STAUB, Eddie.....	1974, '76
STERLING, Joe.....	1949-50
STRAITON, Johnny.....	1966-68
STRICKLAND, Bill.....	1974
STRINGER, Philip.....	2005-07
STURKIE, Henry.....	1955
SULLIVAN, Adam.....	1996-97
SULLIVAN, David.....	1974-77
SULLIVAN, Josh.....	2004-05
SULLIVAN, Scott.....	1991-93
SUNSERI, Dean.....	1983
SUSCE, Paul.....	1953-56
SWAIM, Mike.....	1981-82
SVETLAY, Vic.....	1961-63
SWIDERSKI, Jim.....	1978, '80

SWILLING, Carson.....	2021
SWORDSMA, Gordon.....	1955-56

• T-T-T •

TACKETT, Hunter.....	2015
TATE, Stuart.....	1983-84
TAYLOR, Danny.....	1974-75
TELLA, Ryan.....	2012-14
THOMAS, Clete.....	2003-05
THOMAS, Donnie.....	1983-84
THOMAS, Frank.....	1987-89
THOMAS, Seb.....	2020-21
THOMAS, Will.....	2005
THOMPSON, Johnny.....	2006-07
THOMPSON, Keegan.....	2014-15, '17
THOMPSON, Taylor.....	2007-09
THOMPSON, Will.....	2015
THORNLEY, Tim.....	1977
TIDWELL, Travis.....	1949
TIDWELL, Ray.....	1969-70
TILLERY, Scott.....	1983-86
TISDALE, John.....	1950
TODD, Jonah.....	2017
TODD, Josh.....	2002
TOKASEY, Matthew.....	1978
TOMEY, Mickey.....	1989-92
TOMSCHA, Damek.....	2013-14
TRAGESER, John.....	1976-77
TUBBS, Howell.....	1953-56
TUBERVILLE, Bill.....	1963, '65
TUCKER, Bill.....	1950
TUCKER, Ken.....	1961
TURNER, Austin.....	2020
TUTT, Johnny.....	1980-81
TYLER, John.....	1999-2000, '02

• V-V-V •

VAN YPEREN, Jack.....	1971-73
VARNADORE, Derek.....	2011-12
VEAL, Brannen.....	1991-92
VEAL, Inman.....	1952
VENTER, Brendan.....	2018
VINES, Doug.....	2002
VINES, Tim.....	1986
VISINTAINER, Pat.....	1983-84

• W-W-W •

WACKER, Cullen.....	2011-13
WADE, Garrett.....	2019-20
WADE, Jay.....	2011-14
WAGGONER, Jay.....	1992-95
WALKER, Brian.....	1993
WALKER, Russ.....	1968-70
WALL, Hindman.....	1956
WALLEN, Ethan.....	2011-12
WALLER, Matt.....	1972-75
WALLEY, Jim.....	1951-53
STERLING, Joe.....	1967-69
WALSCH, Buz.....	1975
WANDALL, Chad.....	1996-97, '99
WARD, Bill.....	1955
WARD, Judd.....	2018-21
WARE, Bryson.....	2021
WARNER, Devin.....	2019
WARREN, Rob.....	1993
WARREN, Wick.....	1968-69
WATSON, Ryan.....	2017-20
WATTS, Tommy.....	1957-58
WEBB, Bert.....	1960
WEBB, Dick.....	1949-51
WEEKS, Mark.....	1995-96

WEINGARTEN, Dan.....	1977-80
WELLS, Ralph.....	1965-66
WEST, Bill.....	1981
WEST, Kris.....	2008-09
WESTBROOK, Sam.....	1934
WHEELER, George.....	1972
WHIGHAM, Byrd.....	1954-55
WHITE, Bruce.....	1959
WHITE, Ethan.....	1987-88
WHITE, Gayden.....	1961-63
WHITE, Lee.....	2005
WHITESSELL, Jack.....	1986
WHITSETT, Ed.....	1949
WHITTAKER, Mack.....	1959-61
WHITTENBURG, Russell.....	1993-96
WIEHE, Raymond.....	1983
WIGGINS, Peter.....	2006
WILCOXSON, William.....	1934
WILKS, Darryl.....	1980, '82
WILLIAMS, Horace.....	1957, '59
WILLIAMS, Steven.....	2018-21
WILLIAMS, Tim.....	1977-78
WILLIAMSON, Chase.....	2012-13
WILLIAMSON, J.T.....	2004
WILSON, Darryl.....	1964
WILSON, Rock.....	1984-87
WILSON, Stuart.....	1976
WIMBERLY, Mark.....	1976-77
WINGARD, Lee.....	1954-55
WINGENTER, Trey.....	2013-15
WOLEY, Rankin.....	2019-21
WOMACK, Dennis.....	1968-69
WOOD, Eric.....	1998
WOOD, Richard.....	1957
WOODALL, Bryan.....	2006-08
WOODS, Joe.....	1959-60
WOODWARD, Finley.....	1995-97
WOOTTON, Patrick.....	1997
WRIGHT, Brett.....	2018
WYATT, David.....	1980

• Y-Y-Y •

YARBROUGH, Izaac.....	2015-16
YERBY, Ward.....	1982-83
YOUNG, Guy.....	1954-56
YOUNGBLOOD, Tommy.....	1987-90

• Z-Z-Z •

ZANTHOS, Joseph.....	1998-99
ZARBNISKY, Daryl.....	1984

