



# **AUBURN SOFTBALL**

2019 MEDIA GUIDE



**INTRODUCTION ..... 1-5**  
 Gameday Experience and Jane B. Moore Field ..... 3-4  
 2019 Schedule and Quick Facts ..... 5

**MEET THE TEAM ..... 6-29**  
 2019 Roster ..... 7  
 Head Coach Mickey Dean ..... 8  
 Coaching Staff ..... 9  
 Seniors ..... 10-14  
 Juniors ..... 15-20  
 Sophomores ..... 21-26  
 Freshmen ..... 27

**2018 IN REVIEW ..... 28-33**  
 Results ..... 29  
 Statistics ..... 30  
 Hitting Game-by-Game ..... 31  
 Pitching Game-by-Game ..... 32  
 Single-Game Highs and Awards ..... 33

**RECORD BOOK ..... 34-47**  
 Team Single-Season Records ..... 35-36  
 Individual Single-Season Records ..... 37-38  
 Individual Career Records ..... 39-41  
 Yearly Leaders ..... 42-45  
 Game Records ..... 46

**HONORS AND AWARDS ..... 47-49**

**ALL-TIME RESULTS ..... 50-64**  
 Year-by-Year Record and Statistics ..... 51  
 1997-1999 ..... 52  
 2000-2001 ..... 53  
 2002-2004 ..... 54  
 2005-2006 ..... 55  
 2007-2008 ..... 56  
 2009-2011 ..... 57  
 2012-2013 ..... 58  
 2014-2015 ..... 59  
 2016-2017 ..... 60-61

**ALL-TIME SERIES RESULTS ..... 62-82**  
 vs. A-C ..... 62-64  
 vs. C-G ..... 65-67  
 vs. G-M ..... 68-72  
 vs. M-S ..... 73-76  
 vs. T-Z ..... 77-79  
 All-Time Final SEC Standings ..... 80-82

**POSTSEASON HISTORY ..... 83-91**  
 SEC Tournament Results ..... 84  
 SEC Tournament Records ..... 85  
 NCAA Regional Results ..... 86  
 NCAA Regional Records ..... 87  
 NCAA Super Regional Results & Records ..... 88  
 WCWS Results & Records ..... 89

**ALL-TIME LETTERWINNERS ..... 90-92**

**RADIO/TV SPOT CHART ..... 93**



**CREDITS**

The 2019 Auburn Softball Media Guide is published by the Auburn Athletics Communications Office, a division of the Auburn Athletics Department. The guide was edited by Matt Penland and Chris Brown with editorial assistance from Cody Voga. Photography provided by Wade Rackley, Dakota Sumpter and Cat Wofford. For more information on Auburn Athletics, please call the Communications Office at 334-844-9800 or go to [www.AuburnTigers.com](http://www.AuburnTigers.com).



**MEET THE TEAM**

**6**



**2018 REVIEW**

**28**




**RECORD BOOK**

**34**




**HONORS AND AWARDS**

**47**



**ALL-TIME RESULTS**

**50**



**General Information**

First Year.....	1998
Years.....	Entering 20th
Surface.....	Natural Grass
All-Time Record.....	414-177-1 (.700)
Most Wins in a Season.....	32 (2015)
Capacity.....	2,316

**Dimensions**

Left Field.....	201
Center Field.....	220
Right Field.....	201

**Year-by-Year Records**

1998.....	1-7
1999.....	7-12-1
2000.....	21-12
2001.....	12-12
2002.....	21-6
2003.....	11-11
2004.....	17-4
2005.....	26-5
2006.....	19-8
2007.....	14-11
2008.....	19-6
2009.....	14-12
2010.....	17-8
2011.....	23-8
2012.....	18-9
2013.....	19-12
2014.....	28-7
2015.....	32-3
2016.....	31-5
2017.....	31-2
2018.....	29-3

**Top-15 Attendance Records**

Att.	Date	Opponent	Result
2,620	2/25/17	Yale	W, 9-0
2,477	5/26/17	Oklahoma	L, 4-0
2,476	4/8/17	Ole Miss	L, 10-4
2,420	2/18/17	Evansville	W, 5-3
2,420	5/27/17	Oklahoma	L, 5-2
2,414	4/16/18	Tennessee	L, 2-1
2,372	3/4/17	Charleston	W, 14-0
2,331	4/29/17	Mississippi State	W, 6-2
2,305	4/7/17	Ole Miss	W, 3-1
2,289	4/21/18	Arkansas	W, 4-2
2,264	4/8/18	Tennessee	W, 6-0
2,258	3/24/18	Kentucky	W, 1-0
2,233	2/19/17	Mercer	W, 10-1
2,200	4/15/17	Missouri	W, 5-4
2,173	4/9/17	Ole Miss	W, 3-1





**University Information**

City / Zip..... Auburn, Ala. / 36831  
 Founded..... Oct. 1, 1856  
 Enrollment..... 25,469  
 Nickname..... Tigers  
 Colors..... Navy Blue and Burnt Orange  
 Affiliation..... NCAA Division I  
 Conference..... Southeastern Conference  
 Stadium (Capacity)..... Jane B. Moore Field (2,316)  
 President..... Dr. Steven Leath (Penn State, 1979)  
 Athletic Director..... Allen Greene (Notre Dame, 1998)

**Team Information**

Letterwinners Returning/Lost ..... 17/6  
 Starters Returning/Lost ..... 12/3  
 2018 Overall Record..... 41-17  
 2018 Conference Record / Finish..... 11-12 / 9th

**Auburn Program History**

First Year of Softball..... 1997  
 All-Time Record..... 808-529-2 (.604)  
     at Jane B. Moore Field (1999-Present) ..... 414-177-1 (.700)  
     at AU City Complex (1997-98) ..... 19-9 (.679)  
 Total Home Record..... 433-186-1 (.699)  
 All-Time SEC Record..... 291-309 (.485)  
 NCAA Tournament Appearances..... 14  
 NCAA Tournament Record..... 29-29 (.500)  
 SEC Tournament Appearances..... 18  
 SEC Tournament Record..... 19-23 (.452)

**Staff Information**

Head Coach..... Mickey Dean (Elon, 1987)  
 Career Softball Record..... 519-189 (.733) / 13th season  
 Record at Auburn..... 41-17 (.707) / 2nd season  
 Assistant Coach..... Eddy Ketelhut  
 Assistant Coach..... Annie Smith  
 Volunteer Assistant Coach..... Emily Carosone  
 Director of Operations..... Megan Reynolds

**Media Information**

Associate AD/Communications..... Kirk Sampson  
 Communications Assistant/Softball Contact..... Chris Brown  
     Email..... cab0167@auburn.edu  
     Phone..... 334-728-8292  
 Mailing Address..... Auburn Athletics Complex  
     ..... 392 S. Donahue Dr.  
 Website..... AuburnTigers.com  
 Facebook..... Facebook.com/AuburnSoftball  
 Twitter/Instagram..... @AuburnSoftball

Date	Opponent	Location	Time (CT)
Feb. 8	vs. Tennessee State	Gulf Shores, Ala.	2:00 p.m.
Feb. 8	vs. Western Kentucky	Gulf Shores, Ala.	5:00 p.m.
Feb. 9	vs. Missouri State	Gulf Shores, Ala.	2:00 p.m.
Feb. 9	vs. Louisiana Tech	Gulf Shores, Ala.	5:00 p.m.
Feb. 10	vs. Florida A&M	Gulf Shores, Ala.	10:00 a.m.
Feb. 14	UAB	Jane B. Moore Field	6:00 p.m.
Feb. 15	Furman	Jane B. Moore Field	6:00 p.m.
Feb. 16	Drake	Jane B. Moore Field	2:00 p.m.
Feb. 16	Texas Tech	Jane B. Moore Field	4:30 p.m.
Feb. 17	Furman	Jane B. Moore Field	11:30 a.m.
Feb. 17	UAB	Jane B. Moore Field	2:00 p.m.
Feb. 22	Villanova	Jane B. Moore Field	2:00 p.m.
Feb. 22	North Dakota State	Jane B. Moore Field	4:30 p.m.
Feb. 23	Eastern Illinois	Jane B. Moore Field	2:00 p.m.
Feb. 23	North Dakota State	Jane B. Moore Field	4:30 p.m.
Feb. 24	Villanova	Jane B. Moore Field	11:30 a.m.
Feb. 24	Troy	Jane B. Moore Field	2:00 p.m.
Feb. 28	vs. Loyola Marymount	Fullerton, Calif.	5:00 p.m.
Feb. 28	vs. UTSA	Fullerton, Calif.	7:30 p.m.
March 1	vs. Oregon	Fullerton, Calif.	12:00 p.m.
March 1	vs. Washington	Fullerton, Calif.	2:30 p.m.
March 2	vs. UCLA	Fullerton, Calif.	11:30 a.m.
March 7	Michigan State	Jane B. Moore Field	6:00 p.m.
March 8	Radford	Jane B. Moore Field	6:00 p.m.
March 9	Louisville	Jane B. Moore Field	2:00 p.m.
March 9	Radford	Jane B. Moore Field	4:30 p.m.
March 10	Michigan State	Jane B. Moore Field	11:30 a.m.
March 10	Mercer	Jane B. Moore Field	2:00 p.m.
March 13	at Georgia State	Atlanta, Ga.	4:00 p.m.
March 15	* Texas A&M	Jane B. Moore Field	6:00 p.m.
March 16	* Texas A&M	Jane B. Moore Field	6:00 p.m.
March 17	* Texas A&M	Jane B. Moore Field	2:00 p.m.
March 22	* at Mississippi State	Starkville, Miss.	TBA
March 23	* at Mississippi State	Starkville, Miss.	TBA
March 24	* at Mississippi State	Starkville, Miss.	TBA
March 27	Kennesaw State (DH)	Jane B. Moore Field	5:00 p.m.
March 29	* Georgia	Jane B. Moore Field	6:00 p.m.
March 30	* Georgia	Jane B. Moore Field	6:00 p.m.
March 31	* Georgia	Jane B. Moore Field	2:00 p.m.
April 6	* at Tennessee	Knoxville, Tenn.	TBA
April 7	* at Tennessee	Knoxville, Tenn.	TBA
April 8	* at Tennessee	Knoxville, Tenn.	TBA
April 12	* South Carolina	Jane B. Moore Field	6:00 p.m.
April 13	* South Carolina	Jane B. Moore Field	6:00 p.m.
April 14	* South Carolina	Jane B. Moore Field	2:00 p.m.
April 17	Alabama State	Jane B. Moore Field	6:00 p.m.
April 20	* at Kentucky	Lexington, Ky.	TBA
April 21	* at Kentucky	Lexington, Ky.	TBA
April 22	* at Kentucky	Lexington, Ky.	TBA
April 26	* Florida	Jane B. Moore Field	6:00 p.m.
April 27	* Florida	Jane B. Moore Field	6:00 p.m.
April 28	* Florida	Jane B. Moore Field	2:00 p.m.
May 3	* at Arkansas	Fayetteville, Ark.	TBA
May 4	* at Arkansas	Fayetteville, Ark.	TBA
May 5	* at Arkansas	Fayetteville, Ark.	TBA
May 9-12	SEC Tournament	College Station, Texas.	TBA
May 17-20	NCAA Regionals	Campus Sites	TBA
May 24-27	NCAA Super Regionals	Campus Sites	TBA
May 31-June 6	WCWS	Oklahoma City, Okla.	TBA



---

# MEET THE TEAM

---



**BY NUMBER**

No.	Name	Pos.	Ht.	B/T	Year	Hometown (High School/Previous School)
00	Aspyn Godwin	C/OF	5-8	R/R	Fr.	Silverhill, Ala. (Daphne)
2	Taylon Snow	INF	5-5	L/R	So.	Chino Hills, Calif. (Chino Hills)
4	Ashlee Swindle	RHP	5-6	R/R	Jr.	Jasper, Ala. (Curry)
6	Tate Moseley	OF	5-5	L/R	Fr.	Trussville, Ala. (Hewitt-Trussville)
7	Carmyn Greenwood	OF	5-8	L/R	R-So.	Birmingham, Ala. (Oak Mountain)
8	Brittany Maresette	OF	5-4	L/R	Jr.	Snellville, Ga. (Archer)
9	Tannon Snow	INF	5-7	R/R	R-Jr.	Chino Hills, Calif. (Chino Hills/Washington)
11	Casey McCrackin	INF	5-9	R/R	Sr.	Cantonment, Fla. (J.M. Tate)
13	Chardonay Harris	LHP	5-10	L/L	So.	Oak Park, Ill. (Oak Park and River Forest)
15	Bree Fornis	OF	5-4	R/R	Sr.	Tuscaloosa, Ala. (Hillcrest)
17	Morgan Podany	OF	5-4	R/R	Sr.	Ponte Vedra, Fla. (Ponte Vedra)
18	Justus Perry	INF	5-9	R/R	Jr.	Prior Lake, Minn. (Prior Lake)
19	Abby Tissier	C	5-8	R/R	So.	Hoover, Ala. (Hoover)
20	Rachel Cook	OF	5-6	R/R	Jr.	Dadeville, Ala. (Dadeville)
21	Alyssa Rivera	OF	5-9	L/R	Jr.	Eagle Lake, Fla. (Lake Region)
24	Kendall Veach	INF/C	5-9	R/R	Sr.	Selma, Ala. (Morgan Academy)
27	Lexie Handley	LHP	6-1	R/L	R-So.	Mogadore, Ohio (St. Vincent-St. Mary/Akron)
29	Makayla Martin	RHP	5-11	L/R	Sr.	San Diego, Calif. (Scripps Ranch)
32	Makenna Dowell	INF	5-0	L/R	So..	Suwanne, Ga. (North Gwinnett)
43	Haley Nillen	C	5-10	R/R	Fr.	Spring, Texas (Oak Ridge)

**Head Coach:** Mickey Dean (2nd season at Auburn)

**Assistant Coach:** Eddy Ketelhut (2nd season)

**Assistant Coach:** Annie Smith (2nd season)

**Volunteer Assistant Coach:** Emily Carosone (2nd season)

**Director of Operations:** Megan Reynolds (3rd season)

**BY NAME**

No.	Name	Pos.
20	Rachel Cook	OF
32	Makenna Dowell	INF
15	Bree Fornis	OF
00	Aspyn Godwin	C/OF
7	Carmyn Greenwood	OF
27	Lexie Handley	LHP
13	Chardonay Harris	LHP
8	Brittany Maresette	OF
29	Makayla Martin	RHP
11	Casey McCrackin	INF
6	Tate Moseley	OF
43	Haley Nillen	C
18	Justus Perry	INF
17	Morgan Podany	OF
21	Alyssa Rivera	OF
9	Tannon Snow	INF
2	Taylon Snow	INF
14	Ashlee Swindle	RHP
19	Abby Tissier	C
24	Kendall Veach	INF

**BY CLASS**

**Freshmen (3)**

Aspyn Godwin, Haley Nillen, Tate Moseley,

**Sophomores (5)**

Makenna Dowell, Lexie Handley, Chardonay Harris, Taylon Snow, Abby Tissier

**Juniors (7)**

Rachel Cook, Carmyn Greenwood, Brittany Maresette, Justus Perry, Alyssa Rivera, Tannon Snow, Ashlee Swindle

**Seniors (5)**

Bree Fornis, Makayla Martin, Casey McCrackin, Morgan Podany, Kendall Veach

**BY STATE**

**Alabama (8)**

Rachel Cook, Bree Fornis, Aspyn Godwin, Carmyn Greenwood, Tate Moseley, Ashlee Swindle, Abby Tissier, Kendall Veach

**California (3)**

Makayla Martin, Tannon Snow, Taylon Snow

**Florida (3)**

Casey McCrackin, Morgan Podany, Alyssa Rivera

**Georgia (2)**

Makenna Dowell, Brittany Maresette

**Illinois (1)**

Chardonay Harris

**Minnesota (1)**

Justus Perry

**Ohio (1)**

Lexie Handley

**Texas (1)**

Haley Nillen



HEAD COACH MICKEY DEAN

Mickey Dean has been named Auburn's head softball coach, former Auburn Director of Athletics Jay Jacobs announced Sept. 14. Dean comes to Auburn after five seasons as the head coach at James Madison.

Dean is widely regarded as one of the elite coaches in the country for taking programs to unprecedented heights while developing student-athletes to earn national acclaim.

"Coach Dean's accomplishments at JMU are remarkable," Jacobs said. "He's won consistently at every level throughout his career. He's done it the right way, winning with class and integrity while graduating his student-athletes at a high level. Auburn already has a winning program and we're going to get even better. He's a great fit for Auburn."

Dean led Auburn to a 15-0 start to open the 2018 season, which tied the best start in program history and were the most in SEC history among first-year head coaches. He earned his 500th career win during the Wilson/DeMarini Classic when Auburn earned a shutout win over Western Illinois on Mar. 4. He led the Tigers to their 800th win in program history with a 2-1 victory over Kennesaw State on April 4.

In 12 years at the collegiate level, Dean has coached eight NCAA Tournament teams, including one super regional participant, and won nine conference championships.

A native of Elkton, Va., Dean has guided 78 all-conference players, 41 all-region honorees and seven all-Americans, including 2017 National Player of the Year, Megan Good. He has also been touted as the conference coach of the year eight times.

"It is an honor to be named the leader of the Auburn softball program," Dean said. "I want to thank President Leath, Director of Athletics Jay Jacobs and the Board of Trustees for the exciting opportunity to lead this program.

"The future is bright for Auburn softball. We want the fans to be as excited as we are to come out and watch the program represent them in the highest standing."

During his five-year stint at James Madison, Dean compiled a record of 237-56 (.809). He amassed five 40-win seasons, including the final two campaigns with 52 and 50 victories, respectively.

The Dukes broke 104 program records, including over 40 pitching records while boasting one of the nation's top staffs under Dean's guidance.

Prior to his reign in Harrisonburg, Va., Dean spent six seasons as the head coach at Radford where he took the Highlanders to their first-ever NCAA Tournament appearances in 2009 and 2010.

Before taking the position at Radford, Dean served as an assistant coach at Akron (2001-02), Indiana (2002-04) and Longwood (2005-06).

In addition to his collegiate coaching experience, Dean has also worked on the professional and international level.

He was the pitching coach for the Venezuelan National Team (2002-08) and the head coach for the Chicago Bandits (2004-10) that finished as the National Pro Fastpitch regular season champions five times and won the title in 2008.

Dean was named NPF Manager of the Year three times and coached world-renowned pitcher Jennie Finch, who was the NPF's Co-Pitcher of the Year in 2005 and has a gold and silver medal from her two Team USA Olympic appearances.

A 1987 graduate of Elon University, Dean was a pitcher on the baseball team where he was a four-year letterwinner.

Dean and his wife, Liz, have one son, Isaac, and one daughter, Caroline.



COACH DEAN

Hometown.....Elkton, Va.  
College.....Elon '87  
Family..... wife, Liz; son, Isaac; daughter, Caroline

COACHING CAPSULE

Career Record.....519-189 (.733)  
Seasons..... 12 seasons  
NCAA Regionals..... 8 (1 at Auburn)

COACHING RECORD

2007	Radford	44-27
2008	Radford	46-15
2009	Radford	41-15
2010	Radford	38-17
2011	Radford	38-21
2012	Radford	34-21
2013	James Madison	42-17
2014	James Madison	45-15
2015	James Madison	48-10
2016	James Madison	50-6
2017	James Madison	52-8
2018	Auburn	41-17



ELITE PROGRAM BUILDER

Mickey Dean is the only head coach in NCAA Division I softball to win 40 or more games in the last five seasons and improve the win total each season.





Eddy Ketelhut was tabbed as an assistant coach for the Auburn softball program, head coach Mickey Dean announced Jan. 11, 2018.

"Eddy brings a great deal of playing experience," Dean said. "He played men's fastpitch for 15 years, including seven years on the United States national team. He's also coached championship-level ball with his team winning the PGF national championship last summer.

"Eddy is a grinder. He's brings a great deal of knowledge to the game. He's a hard worker and a good family man. I think he fits really well with our staff."

Ketelhut was most recently the head coach of the Beverly Bandits 16U club team that went 68-6 over two seasons and won two titles, including the Triple Crown National Championship.

"I'd like to thank Mickey Dean to be at Auburn University and its heralded tradition," Ketelhut said. "I look forward to the task at hand getting to know the kids, getting to know the university and competing for championships."

Ketelhut also has experience at the collegiate level as he served as the hitting coach at the University of Detroit Mercy in 2013. While with the Titans, he was tasked with analyzing and evaluating swings, scouting reports and practice plans.

Before arriving on The Plains, Ketelhut was the owner and instructor for EK Fastpitch LLC, beginning in 2010. There, he provided lessons and clinics for elite travel teams.

Ketelhut was a two-year letterwinner as a member of the baseball team while attending Central Michigan University. During his time in Mount Pleasant, Mich., Ketelhut and the Chippewas won 59 games, including 37 in the Mid-American Conference.

Before playing at the Division I level, Ketelhut attended Seminole Junior College for two seasons.

Ketelhut and his wife, Sarah, have two children, Kaylee and Easton.



ASSISTANT COACH EDDY KETELHUT



Annie Smith joined the Auburn softball program as an assistant coach, head coach Mickey Dean announced Sept. 21, 2017. Smith was most recently on the staff at LSU prior to coming to The Plains.

"We're excited to have Annie join our program," Dean said. "She's had the experience of coaching in the Southeastern Conference. She's had experience as a head coach and was the coach of the year in her conference multiple times. I think she is a coach that the players will find it easy to relate to."

Smith comes to Auburn after stints at LSU, Georgia Southern, Mississippi State and Missouri where she coached seven All-Americans, 51 All-Conference selections and 38 All-Region honorees. Smith's squads have been equally as impressive in the classroom, garnering 123 NFCA Academic Scholar-Athlete honors.

"I am very excited for this opportunity to work with Coach Dean and Auburn University," Smith said. "He has a great vision for the program. Auburn is a great university with a great softball program and in the best softball conference in the country."

Smith also boasts professional experience, as she was an assistant coach for the Chicago Bandits of the National Pro Fastpitch (NPF) league this past summer, where she guided former Auburn standout Emily Carosone.


Before her brief stint with LSU, Smith served as the head coach at Georgia Southern, where she compiled 176 wins and reached the NCAA Tournament twice. Smith and the Eagles captured the Southern Conference title in 2012 and in 2014. The Eagles also won the conference tournament in 2012 and 2013. For her efforts, Smith was honored as the conference's coach of the year in 2012 and 2014.

Smith joined the Eagles from Mississippi State, where she spent five seasons as an assistant coach before being promoted to associate head coach following the 2007 season.

The Manhattan, Kan. native helped the Bulldogs to 295 victories and six NCAA Regional appearances. Smith's duties at Mississippi State primarily focused on offense and the outfield while also acting as the recruiting coordinator.

Smith received her bachelor's degree in history and psychology from Grinnell College where she was a captain on the softball team. She went on to earn a master's degree from Missouri in health and exercise science with an emphasis in sports psychology.

ASSISTANT COACH ANNIE SMITH

**BREE FORNIS****15**

Outfielder

Sr. | 5-4 | R/R

Tuscaloosa, Ala. | Hillcrest

**HONORS AND AWARDS**

- Academic All-SEC (2016, 2017, 2018)
- NFCA All-America Scholar-Athlete (2016, 2018)

**JUNIOR SEASON (2018)**

- Appeared in 38 games with one start
- Scored 14 runs, second-most among pinch-runners on the team
- Batted .300 lacing three hits in 10 at-bats
- Tied for second on the team with nine stolen bases (9-of-13)
- Was 1-for-3 with a RBI and two runs scored against Alabama State (3/21)
- Scored two runs against Tennessee Tech (2/10)
- Carried a .417 on base percentage
- Appeared in 12 conference contests

**SOPHOMORE SEASON (2017)**

- Made 44 appearances on the season
- Scored 22 runs, the most by a pinch-runner on the team
- Laced two hits and had three RBI
- Was a perfect 4-for-4 in stolen base attempts
- Appeared in 13 conference games and crossed the plate seven times
- Hit .400 with runners in scoring position on the season
- Scored the game-clinching run five times
- Came in as a pinch-runner in the bottom of the eighth and scored the game-winning run against SIUE (2/16)
- Scored a run and tallied an RBI versus UMass-Lowell (2/24)
- Went 1-for-2 with an RBI single in a contest with the College of Charleston (3/4)
- Scored game-clinching run in the bottom of the seventh frame against North Dakota State (3/17)
- Crossed the plate for the game-winner in SEC tilts with Georgia (3/31) and Mississippi State (4/28)
- Drilled an RBI single in the NCAA Regional bout with East Tennessee State (5/19)

**FRESHMAN SEASON (2016)**

- Speedy outfielder that played in 45 games for the Tigers, mostly as a pinch runner
- Finished the season with a .350 batting average after collecting seven hits in 20 at-bats
- Scored 18 runs for the Tigers and closed the season with a .458 on-base percentage and a .550 slugging clip
- Made season debut as a pinch-runner against Appalachian State (2/11)
- Went 2-for-2 with a home run, four RBI and a run scored against Butler (2/13)

- Produced hits in back-to-back contests versus DePaul (2/20) and Fordham (2/21)
- Smacked an RBI double and tallied two putouts at Samford (3/16)
- Earned first start of the season and laced a hit to go along with a run scored against Troy (4/6)
- Scored three runs, had one base knock and tallied a single at Arkansas (4/15-4/17)
- Crossed the plate in three straight contests against Florida State (4/20) and Georgia (4/23-4/24)
- Crossed the plate once in the opening game of the Women's College World Series Championship Series versus Oklahoma (6/6)

**HIGH SCHOOL**

- Varsity starter since freshman year at Hillcrest High School under head coach Ted Swinney
- Batted .412 during junior year with 52 RBI, 50 runs scored, 12 doubles, three triples and seven home runs
- Named to West Alabama Super Nine in 2014, along with a North/South All-Star nod
- Tabbed to 6A All-Tournament Team and 6A All-State Honorable Mention in 2014
- Winner of the High School Heisman award
- North-Central Regional and Alabama 6A Area Nine champions in 2014
- Was a National Merit Achievement Semifinalist and an AP Scholar

**PERSONAL**

- Daughter of Reginald and Niki Fornis
- Has one sister, Sydni
- Enrolled in the Ginn College of Engineering

**CAREER HIGHS**

AB.....	(3x), last vs. Alabama State (3/21/18)
Runs .....	2 (2x), last vs. Alabama State (3/21/18)
Hits .....	2, vs. Butler (2/13/16)
Doubles.....	1, at Samford (3/16/16)
Triples .....	-
Home Runs .....	1, vs. Butler (2/13/16)
RBI .....	4, vs. Butler (2/13/16)
Hit Streak.....	2, (2/20/16-2/21/16)
On-Base Streak .....	4, (2/20/16-3/16/16)

**MULTI-HIT / MULTI-RBI GAMES**

Year	Multi-Hit Games					Total	Year	Multi-RBI Games					Total
	2	3	4	5+	Total			2	3	4	5+	Total	
2016	1	-	-	-	1	1	2016	-	-	1	-	1	
2017	-	-	-	-	-	-	2017	-	-	-	-	-	
2018	-	-	-	-	1	1	2018	-	-	-	-	-	
<b>TOTAL</b>	<b>1</b>	<b>-</b>	<b>-</b>	<b>-</b>	<b>1</b>	<b>1</b>	<b>TOTAL</b>	<b>-</b>	<b>-</b>	<b>1</b>	<b>-</b>	<b>1</b>	

YEAR	AVG	GP-GS	AB	R	H	2B	3B	HR	RBI	TB	SLG%	BB	HBP	SO	GDP	OB%	SAC	SB-ATT
2016	.350	45-1	20	18	7	1	0	1	7	11	.550	3	1	2	0	.458	0	0-2
2017	.250	44-0	8	22	2	0	0	0	3	2	.250	0	0	1	0	.250	1	4-4
2018	.300	38-1	10	14	3	0	0	0	1	3	.300	1	1	0	0	.417	0	9-13
<b>TOTAL</b>	<b>.315</b>	<b>127-2</b>	<b>38</b>	<b>54</b>	<b>12</b>	<b>1</b>	<b>0</b>	<b>1</b>	<b>11</b>	<b>16</b>	<b>.421</b>	<b>4</b>	<b>2</b>	<b>3</b>	<b>0</b>	<b>.409</b>	<b>1</b>	<b>12-18</b>



# MAKAYLA MARTIN 29

Pitcher  
 Sr. | 5-11 | L/R  
 San Diego, Calif. | Scripps Ranch

**HONORS AND AWARDS**

- Preseason All-SEC (2018)
- NFCA Schutt Sports / NFCA Freshman Player of the Year Top 25 List (2016)
- Puerto Vallarta Challenge All-Tournament Team (2017)
- USA Softball Player of the Year Top 50 Watch List (2017)
- WCWS All-Tournament Team (2016)

**JUNIOR SEASON (2018)**

- Paced the Tigers with a 1.36 ERA, tied for 2nd-lowest in program history
- Made 31 appearances in the circle with 24 starts
- Chipped in for 10 combined shutouts, most in single-season school history
- Tabbed a 1.21 ERA in conference play, good for second among SEC pitchers
- Struck out 95 batters while issuing just 33 walks in 134.0 innings
- Held opposing batters to a .202 clip
- Boasted a 15-7 record
- Teamed with Kaylee Carlson to lead the pitching staff to the lowest team ERA in school history (1.37)
- Tossed first-career no-hitter in a five-inning effort against Maryland (2/18)
- Allowed one hit or fewer in 10 appearances
- Tallied the first hit of her batting career against Western Carolina (3/2) with an off-the-wall triple
- Tossed a season-high 126 pitches in a complete-game one-hitter against Tennessee (4/7)
- Did not surrender a run in the first nine appearances of the season
- Struck out five and scattered four hits in complete-game win over Alabama (3/17)
- Struck out nine batters in win over Saint Francis (Pa.) (2/17)
- Allowed just 10 extra-base hits on the season
- Allowed one run or fewer in 24-of-31 outings
- Held right-handed batters to just a .196 average

**SOPHOMORE SEASON (2017)**

- Made 32 appearances in the circle, including 25 starts
- Touted a 1.98 ERA with 105 strikeouts in 155 1/3 innings
- Tossed 10 complete games, including five shutouts
- Had two saves and held hitters to a .231 batting clip
- Boasted a 20-6 record
- Held right-handed hitters to a .195 average
- Allowed one earned run or fewer in 22 appearances on the season
- Started the opening game of the season and earned the win against Oklahoma (2/9)
- Scattered five hits and struck out five in a complete game shutout versus BYU (2/11)
- Notched a season-high 10 strikeouts in a one-hit shutout of Creighton (2/18)
- Combined for a no-hitter after tossing three flawless frames versus Yale (2/25)
- Capped streak of 13 straight appearances of allowing one earned run or fewer in a start against Alabama State (3/8)
- Made first start of SEC play in a tilt with LSU (3/12)
- Hurled complete game and struck out two in a series-clinching victory at Alabama (5/6)
- Tossed complete game, one-hit shutout in NCAA Regional win against East Tennessee State (5/19)

**FRESHMAN SEASON (2016)**

- Paced the staff with a 1.57 ERA in 32 appearances, including 18 starts
- Held a 15-4 record and tossed four complete games
- Won first 10 decisions of the season, threw two shutouts and assisted on a third
- Tossed 116.0 innings and racked up 64 strikeouts and held opponents to hit just .215
- Made career debut and struck out two in an inning of relief against Western Kentucky (2/12)
- Earned first career start and worked around an earned run with three send-downs in 4.0 innings versus Butler (2/13)
- Hurlled a complete-game shutout with four strikeouts versus USF (2/19)
- Struck out a career-best nine in 5.0 innings of work out of the bullpen against Indiana (3/4)
- Went the distance and scattered just four hits while sending down five in a win versus Georgia State (3/6)
- Netted three strikeouts in 4.0 innings and improved record to 10-0 in a start at Arkansas (4/16)
- Struck out two and surrendered just one earned run in 7.0 innings in the NCAA Super Regionals versus Arizona (5/29)
- Worked two appearances without allowing an earned run in the Women's College World Series against Florida State (6/5) and Oklahoma (6/7)
- Got the nod in the final game of the Championship Series and hurled 6.0 innings with one strikeout and did not allow an earned run versus Oklahoma (6/8)

**HIGH SCHOOL**

- Lettered in softball for four years at Scripps Ranch
- In 2013, batted .406 with 41 hits, 10 doubles, two triples, 40 RBI and five home runs
- Tallied a 1.52 ERA in the circle with 111 strikeouts and a 13-4 record
- Named first-team All-Eastern League in 2012
- Followed that up in 2013 with an Eastern League Pitcher of the Year award, another first-team All-Eastern League and named Offensive Player of the Year
- Part of SoCal Athletics travel team that was 2014 PGF 16U national champions, going 5-0 in the circle
- 2012 Triple Crown World Series champion
- 2011 ASA Junior Olympic 14U State Champion
- 2011 Triple Crown SoCal State Champion

**PERSONAL**

- Daughter of Steve and Melinda Martin
- Has two sisters, Stephanie and Alexandra
- Enrolled in the College of Liberal Arts


## CAREER HIGHS

Innings.....	7.0 (15x), vs. Tennessee (4/7/18)
Hits.....	10, vs. Oklahoma (5/26/16)
Runs.....	8, at Tennessee (5/1/16)
Earned Runs.....	7, vs. Ole Miss (4/8/17)
Walks.....	6, vs. Missouri (4/15/17)
Strikeouts.....	10, vs. Creighton (2/18/17)
Pitches.....	132, vs. Georgia State (4/12/17)
Allowed one earned run or fewer.....	72x, last vs. Alabama (3/9/18)

## CAREER RECORD

at Jane B. Moore Field.....	31-6
Road.....	10-6
Neutral.....	9-5
vs. SEC.....	15-9

YEAR	ERA	W-L	APP	GS	CG	SHO	SV	IP	H	R	ER	BB	SO	B/AVG
2016	1.57	15-4	32	18	4	2/3	2	116.0	92	41	26	38	64	.215
2017	1.98	20-6	32	25	10	5/4	2	155.1	133	53	44	50	105	.231
2018	1.36	15-7	31	24	8	4/10	0	134.0	97	30	26	33	95	.202
<b>TOTAL</b>	<b>1.66</b>	<b>50-17</b>	<b>95</b>	<b>67</b>	<b>22</b>	<b>11/17</b>	<b>4</b>	<b>405.1</b>	<b>322</b>	<b>124</b>	<b>96</b>	<b>121</b>	<b>264</b>	<b>.217</b>

**CASEY MCCRACKIN****11**

Infielder

Sr. | 5-9 | R/R

Catonment, Fla. | J.M. Tate

**HONORS AND AWARDS**

- Academic All-SEC (2016, 2017, 2018)
- NFCA All-America Scholar-Athlete (2016, 2018)

**JUNIOR SEASON (2018)**

- Started the last 52 games of the season at second base after missing time at start of the season due to injury
- Finished third on the team in batting average with a .313 clip
- Batted .318 in SEC play to pace the team
- Secured 41 hits and 29 RBI
- Belted eight home runs, good for second on the team
- Crossed home plate on 38 occasions and swiped seven bases
- Batted .394 with runners in scoring position
- Had a team-high .550 slugging percentage and .462 on-base percentage
- Tallied a .983 fielding percentage
- 68-of-101 putouts came in conference play, both lead the infield
- Collected 21 hits in conference play
- Plated the game- and series-clinching run against Alabama on a walk-off RBI single (3/18)
- Tallied three hits and three RBI in game one at Southern Miss (3/12)
- Finished the season with at least one hit in eight of the last 10 contests
- Had seven putouts and six assists vs. Kentucky (3/24)
- Went 2-for-3 at the plate with one home run in win over Tennessee (4/7)

**SOPHOMORE SEASON (2017)**

- Appeared in 45 games with 42 starts at second base and shortstop
- Secured 21 hits, including five for extra bases
- Blasted four home runs and one double
- Crossed the plate 17 times and swiped a base
- Slugged at a .405 clip and held a .357 on-base percentage
- Touted a .945 fielding percentage and was involved in 13 double plays
- Earned 17 appearances and 16 starts in SEC play
- Racked up 30 putouts in conference play to pace the infield
- Produced five hits, including one home run, and five RBI in the Plainsman Invitational (2/23-2/26)
- Drew a career-best three walks in series-opening win at Georgia (3/31)
- Laced game-tying roundtripper in the bottom of the seventh in a comeback win versus Mississippi State (4/29)
- Drilled two hits, including a homer, to key NCAA Regional victory against Cal (5/20)
- Notched two hits and one RBI in NCAA Super Regionals versus Oklahoma (5/26-5/27)

**FRESHMAN SEASON (2016)**

- Started seven games and played in 35
- Finished the season with a .310 batting average after collecting nine hits in 29 at-bats and scoring 14 runs for the Tigers
- Maintained a .487 on-base clip and a .448 slugging percentage
- Made season debut in pinch-hitting role and also saw time at shortstop versus Western Kentucky (2/12)
- Laced a double, had an RBI and scored twice against Butler (2/13)
- Went 2-for-3 with a home run and three RBI against Fordham (2/21)
- Recorded a single and an RBI versus Indiana State (2/28)
- Flared RBI single in pinch-hit spot at Samford (3/16)
- Laced a base knock and scored twice at Arkansas (4/15)
- Pinch-ran and scored versus Texas A&M (5/6)
- Pinch-ran in the Women's College World Series against Florida State (6/5) and Oklahoma (6/6)

**HIGH SCHOOL**

- Played 29 games during junior year for J.M. Tate High School, batting .351 with 34 hits, 10 doubles, three home runs and 16 RBI
- Scored 40 runs during that season also, the highest in Florida 7A division
- During 2014 summer with West Florida Elite, batted .404 with 36 hits, eight doubles and one home run with 15 RBI
- Helped lead high school team to undefeated district seasons in 2013 and 2014, en route to a district and regional championship
- Reached the state final four in 2014
- Part of Tate High School teams that went 21-5 in 2013 and 24-5 in 2014
- Named All-Area Second Team in 2014
- Also played soccer

**PERSONAL**

- Daughter of Randall and Laura McCrackin
- Has two siblings, Barley and Carmen
- Enrolled in the Harbert College of Business


**CAREER HIGHS**

AB.....	6, at LSU (3/9/18)
Runs.....	2 (16x), last vs. Kentucky (3/25/18)
Hits.....	3, at Southern Miss (3/12/18)
Doubles.....	1 (5x), last at Missouri (4/14/18)
Triples.....	1, vs. Arkansas (4/21/18)
Home Runs.....	1 (13x), vs. Alabama (5/9/18)
RBI.....	3 (3x), last at Southern Miss (3/12/18)
Hit Streak.....	6 (4/29-5/19/18)
On-Base Streak.....	13 (4/14-5/19/18)

**MULTI-HIT / MULTI-RBI GAMES**

Year	Multi-Hit Games					Total	Year	Multi-RBI Games					Total
	2	3	4	5+	Total			2	3	4	5+	Total	
2016	1	-	-	-	1	2016	-	1	-	-	1		
2017	2	-	-	-	2	2017	2	1	-	-	3		
2018	7	1	0	0	8	2018	9	1	-	-	10		
<b>TOTAL</b>	<b>10</b>	<b>1</b>	<b>-</b>	<b>-</b>	<b>11</b>	<b>TOTAL</b>	<b>11</b>	<b>3</b>	<b>-</b>	<b>-</b>	<b>14</b>		

YEAR	AVG	GP-GS	AB	R	H	2B	3B	HR	RBI	TB	SLG%	BB	HBP	SO	GDP	OB%	SAC	SB-ATT
2016	.310	35-7	29	14	9	1	0	1	7	13	.448	7	3	11	0	.487	0	0-1
2017	.250	45-42	84	17	21	1	0	4	14	34	.405	12	2	28	0	.357	3	1-1
2018	.313	52-51	131	38	41	3	2	8	29	72	.550	35	3	24	1	.462	3	7-10
<b>TOTAL</b>	<b>.291</b>	<b>132-100</b>	<b>244</b>	<b>69</b>	<b>71</b>	<b>5</b>	<b>2</b>	<b>13</b>	<b>50</b>	<b>119</b>	<b>.488</b>	<b>54</b>	<b>8</b>	<b>63</b>	<b>1</b>	<b>.432</b>	<b>6</b>	<b>8-12</b>



# MORGAN PODANY

17

Outfielder

Sr. | 5-4 | R/R

Ponte Vedra, Fla. | Ponte Vedra

### HONORS AND AWARDS

- Academic All-SEC (2016, 2017, 2018)
- NFCA All-America Scholar-Athlete (2018)

### JUNIOR SEASON (2018)

- Everyday starter in left field making 58 starts
- Tallied 24 hits including four doubles and a home run
- Finished the season with 17 RBI
- Scored 17 runs and finished tied for second on the team with nine stolen bases
- Held a perfect fielding percentage
- Started every game of the SEC slate
- Batted .345 with runners in scoring position
- Went a perfect 3-for-3 with a run scored in win over Western Illinois (3/4)
- Went 2-for-3 with a home run in win over Saint Francis (Pa.) (2/16)
- Tallied a pair of hits against Arkansas (4/21)
- Leaping catch at the wall in the NCAA Regional vs. Florida State was a Sportscenter Top 10 Play
- Scored two runs in the Tallahassee Regional
- Secured two RBI in win over Alabama State (3/21)
- Laced a double and tabbed two RBI in win over Arkansas (4/20)

### SOPHOMORE SEASON (2017)

- Made 52 appearances and started 31 games in the outfield
- Laced 15 hits, including three doubles, and had four RBI
- Scored 18 runs and was a perfect 3-for-3 in stealing bases
- Boasted a .426 on-base percentage, ranking fifth among every day starters
- Touted a perfect fielding percentage and had one outfield assist
- Earned 16 appearances in SEC play, including 10 starts
- Tallied a .300 batting average versus left-handed pitching
- Tied for the fourth-longest on-base streak of the season on the team with a 12-game stint between UMass-Lowell (2/24) and LSU (3/12)
- Made first start of the season and went 2-for-3 with a double against Oklahoma (2/9)
- Combined for five walks and five runs scored versus Mercer (2/19) and UMass-Lowell (2/24)
- Scored game-winning run against BYU (2/11)
- Drilled multi-hit performances in SEC tilts with LSU (3/12) and at Alabama (5/6)
- Went 1-for-1 with a run scored and two walks in NCAA Regional bouts with Cal (5/20 and 5/21)

### FRESHMAN SEASON (2016)

- Appeared in 48 games and made three starts in the outfield
- Scored 14 runs and brought in 11
- Totaled six hits, including one roundtripper
- Slugged .375 and maintained an on-base percentage of .500
- Earned start in the outfield, drew two walks and scored a run in season opener against Appalachian State (2/11)
- Went 2-for-2 with two RBI and scored once against Butler (2/13)
- Secured two RBI in a start against Western Illinois (2/27)
- Drew two walks and scored a run against Bryant (3/5)
- Launched a grand slam as a pinch-hitter at Arkansas (4/15)
- Crossed the plate in NCAA Tournament in contests with USC Upstate (5/21), Arizona (5/29) and Florida State (6/5)

### HIGH SCHOOL

- Lettered in her first three years of high school at Ponte Vedra High School
- Named All-County in 2012, 2013 and 2014 and third-team All-First Coast in 2012
- Capped junior year with All-State selection (2014)
- Batted .455 during junior season with 45 hits, six home runs, 27 RBI and only three strikeouts
- Claimed regional championship in 2012 and 2014, in turn leading to a State Final Four appearance in both years

### PERSONAL

- Daughter of Jon and Julie Podany
- Father, Jon, played football at Miami of Ohio and mother, Julie, played basketball at Vanderbilt
- Has two sisters, Nikki and Kelli
- Enrolled in the College of Liberal Arts


## CAREER HIGHS

AB.....	5, at LSU (3/9/18)
Runs.....	3, vs. UMass-Lowell (2/24/17)
Hits.....	3, vs. Western Illinois (3/4/18)
Doubles.....	1 (7x), vs. Arkansas (4/20/18)
Triples.....	-
Home Runs.....	1 (2x), last vs. Saint Francis (Pa.) (2/17/18)
RBI.....	4, at Arkansas (4/15/16)
Hit Streak.....	3, (3/25-3/31/18)
On-Base Streak.....	13, (2/18-3/4/18)

## MULTI-HIT / MULTI-RBI GAMES

Year	Multi-Hit Games					Total	Year	Multi-RBI Games					Total
	2	3	4	5+				2	3	4	5+		
2016	1	-	-	-	1	2016	2	-	1	-	3		
2017	4	-	-	-	4	2017	-	-	-	-	-		
2018	2	1	-	-	3	2018	3	-	-	-	3		
<b>TOTAL</b>	<b>7</b>	<b>1</b>	<b>-</b>	<b>-</b>	<b>8</b>	<b>TOTAL</b>	<b>5</b>	<b>-</b>	<b>1</b>	<b>-</b>	<b>6</b>		

YEAR	AVG	GP-GS	AB	R	H	2B	3B	HR	RBI	TB	SLG%	BB	HBP	SO	GDP	OB%	SAC	SB-ATT
2016	.250	48-3	24	14	6	0	0	1	11	9	.375	12	0	4	0	.500	0	1-1
2017	.217	52-31	69	18	15	3	0	0	4	18	.261	23	2	19	0	.426	0	3-3
2018	.218	57-57	110	17	24	4	0	1	17	31	.282	25	2	21	0	.367	6	9-11
<b>TOTAL</b>	<b>.222</b>	<b>157-91</b>	<b>203</b>	<b>49</b>	<b>45</b>	<b>7</b>	<b>0</b>	<b>2</b>	<b>32</b>	<b>58</b>	<b>.286</b>	<b>60</b>	<b>4</b>	<b>44</b>	<b>0</b>	<b>.405</b>	<b>6</b>	<b>13-15</b>

**KENDALL VEACH****24**

Infielder

Sr. | 5-9 | R/R

Selma, Ala. | Morgan Academy

**HONORS AND AWARDS**

- Academic All-SEC (2016, 2017, 2018)
- Puerto Vallarta Challenge All-Tournament Team (2017)
- SEC All-Tournament Team (2017)

**JUNIOR SEASON (2018)**

- Made 57 starts at three positions: first base, third base and catcher
- Began the season with 31 starts at third base and eight at catcher before switching to first on April 4, to finish the season
- Touted a .237 batting clip
- Laced 36 hits while driving in 22 runs
- Tallied seven doubles and seven home runs
- Scored 27 runs while holding a .434 batting clip and .348 on-base percentage
- Went 8-for-10 in stolen base attempts
- Made 227 putouts with 85 assists
- Tallied eight multi-hit efforts
- Secured two RBI and scored two runs vs. Tennessee Tech (2/10)
- Drove in three runs vs. Delaware (2/16)
- Had a season-high three hits with four runs scored and a home run vs. Oregon State (2/24)
- Held a seven-game hit streak from March 3-10
- Went 2-for-5 with a run scored at LSU (3/9)
- Went 2-for-3 with two runs scored and a homer at Chattanooga (5/6)
- Drove in a run on a sacrifice fly in the NCAA Regional vs. Florida State (5/19)

**SOPHOMORE SEASON (2017)**

- Started all 61 games and first and third base
- Scorched 42 hits, including 10 doubles and team-highs with 12 home runs and four triples
- Tallied 44 RBI and crossed the plate 34 times
- Slugged at a .542 clip and touted a .355 on-base percentage
- Guided team with 510 putouts and had a .987 fielding percentage
- Laced 15 hits in SEC play, 10 that went for extra bases, including four homers
- Hit .321 against left-handed pitchers on the season
- Touted a .316 average with the bases loaded
- Racked up 14 multi-RBI games and had at least two hits in 11 contests
- Responsible for nine game-winning plays, including seven via RBI
- Blasted career-best two solo home runs in season-opening triumph over Oklahoma (2/9)
- Smashed roundtrippers in both matchups against SIUE (2/16 & 2/17)
- Notched career-high four RBI and added a double versus North Dakota (2/23)
- Crushed a home run, drew two walks and scored twice against Liberty (3/2)
- Went 2-for-2 with three RBI in a tilt with Alabama State (3/8)
- Drilled six hits in three multi-hit games that included two triples, two home runs, seven RBI and four runs in a series sweep of Georgia (3/31-4/2)
- Notched a triple and totaled three RBI in series finale against Missouri (4/16)
- Belted home run and added a double in series-clinching victory at South Carolina (4/22)
- Reached base three times via two walks and a two-run double at Alabama (5/5)
- Clubbed game-winning two-run home run in the bottom of the sixth inning in an SEC Tournament victory versus Kentucky (5/11)

- Totaled four hits, including a triple, three runs and an RBI in NCAA Regional bouts with East Tennessee State (5/19) and Cal (5/21)

**FRESHMAN SEASON (2016)**

- Appeared in 23 games and started one
- Held a .263 batting average and reached base safely at a .548 clip
- Racked up five hits, including a double, and added five RBI
- Scored six runs and drew seven walks, including being hit by five pitches
- Made career debut in a pinch-hitting role against Appalachian State (2/11)
- Roped a single and scored a run in a matchup with Appalachian State (2/14)
- Went 1-for-1 and saw action at third base versus DePaul (2/20)
- Drew two walks and had an RBI in a contest with Indiana State (2/28)
- Scored runs against Tennessee State (3/9) and at Samford (3/16)
- Went 2-for-2 with a double, two RBI and crossed the plate once at Arkansas (4/15-4/16)
- Laced a single in a pinch-hitting spot against Florida State (4/20)
- Drew a walk in a game with Texas A&M (5/6)

**HIGH SCHOOL**

- Lettered five years at John T. Morgan Academy under head coach Ed Miller
- Had the highest batting average and was the team MVP of the varsity team in 2012, 2013 and 2014
- Batted .557 in 2014 with 39 hits, 63 RBI and no strikeouts
- Also hit 14 home runs that year
- Part of 2011 AHSAA 4A State Championship team
- Played travel ball with Birmingham Thunderbolts
- Was also part of the track and field team at Morgan Academy, becoming a state champion in the shot put and breaking the AISA record

**PERSONAL**

- Daughter of Donald and Deborah Veach
- Has one brother, Hunter
- Brother, Hunter, was a manager for the Tigers
- Great uncle, Alvis Veach, played baseball for the Philadelphia Athletics and the New York Giants in the 1940s
- Enrolled in the College of Education


**CAREER HIGHS**

AB	5 (5x), vs. Arkansas (4/21/18)
Runs	4, vs. Oregon State (2/24/18)
Hits	3, vs. Oregon State (2/24/18)
Doubles	1 (17x), last vs. Arkansas (4/20/18)
Triples	2, at Georgia (4/2/17)
Home Runs	2 (2x), last at Georgia (4/1/17)
RBI	4 (2x), last at Georgia (4/1/17)
Hit Streak	7, (3/2-3/9/18)
On-Base Streak	9, (2/24-3/9/18)

**MULTI-HIT / MULTI-RBI GAMES**

Year	Multi-Hit Games					Total	Year	Multi-RBI Games					Total
	2	3	4	5+				2	3	4	5+		
2016	-	-	-	-	-	-	2016	1	-	-	-	-	1
2017	10	-	-	-	-	10	2017	10	2	2	-	-	14
2018	7	1	-	-	-	8	2018	4	1	-	-	-	5
<b>TOTAL</b>	<b>17</b>	<b>1</b>	<b>-</b>	<b>-</b>	<b>-</b>	<b>18</b>	<b>TOTAL</b>	<b>15</b>	<b>3</b>	<b>2</b>	<b>-</b>	<b>-</b>	<b>20</b>

YEAR	AVG	GP-GS	AB	R	H	2B	3B	HR	RBI	TB	SLG%	BB	HBP	SO	GDP	OB%	SAC	SB-ATT
2016	.263	23-1	19	6	5	1	0	0	5	6	.316	7	5	4	0	.548	0	0-0
2017	.237	61-61	177	34	42	10	4	12	44	96	.542	29	4	39	1	.355	1	0-0
2018	.237	57-57	152	27	36	7	1	7	22	66	.434	26	2	26	2	.348	5	8-10
<b>TOTAL</b>	<b>.239</b>	<b>141-119</b>	<b>348</b>	<b>67</b>	<b>83</b>	<b>18</b>	<b>5</b>	<b>19</b>	<b>71</b>	<b>168</b>	<b>.483</b>	<b>62</b>	<b>11</b>	<b>69</b>	<b>3</b>	<b>.366</b>	<b>6</b>	<b>8-10</b>



# ALYSSA RIVERA

21

Outfielder

Jr. | 5-9 | L/R

Eagle Lake, Fla. | Lake Region

### HONORS AND AWARDS

- Academic All-SEC (2017)
- All-SEC Freshman Team (2017)
- All-SEC Second Team (2017)
- NFCA All-Southeast Region Third Team (2017)
- SEC Freshman of the Week (April 10, 2017)

### INTERNATIONAL EXPERIENCE

- Named to United States Junior Women's National Team
- Won gold medal at the World Baseball Softball Confederation Junior Women's World Championship
- Instrumental in USA's perfect 9-0 streak to the top prize
- Laced four hits, scored four runs and added two RBI in five games of action
- Hit .444 with a .546 on-base percentage

### SOPHOMORE SEASON (2018)

- Started 54 games in the outfield
- Paced the team with nine home runs
- Carried a .285 batting clip with 43 hits
- Led the team with 18 extra base hits
- Touted a .536 slugging percentage and .357 on-base percentage
- Tied for second among all SEC batters with six home runs in league play
- Drove in 33 runs while scoring 28
- Notched first career triple in win over Kentucky (3/24)
- Secured 13 RBI in league play
- Tallied 12 multi-hit games
- Laced a pair of doubles in win vs. Tennessee Tech (2/10)
- Went 2-for-3 with two RBI and scored a run at Troy (2/14)
- 2-for-3 with three runs scored and two RBI vs. Maryland (2/17)
- Went 3-for-4 with a RBI in win over San Jose State (2/23)
- Tallied four hits for the series at Ole Miss. Knocked out the game-winning home run to defeat the Rebels in the series opener (3/30)
- Finished 2-for-4 with two RBI in SEC Tournament vs. Alabama (5/9)
- Tallied four hits and four RBI in the Tallahassee Regional
- Finished 2-for-2 with a run scored, two RBI and a home run vs. Jacksonville State (5/19)
- Had a 15-game stretch in while she hit seven home runs (3/18-4/20)

### FRESHMAN SEASON (2017)

- Appeared in 51 games and started 36 in the outfield in first season with the Tigers
- Paced team with a .371 batting average
- Contributed 11 doubles, three home runs and 28 RBI
- Appeared in 19 games with 17 starts in SEC tilts
- Produced .345 batting average, .379 slugging clip and a .397 on-base percentage in

#### SEC-only games

- Tallied a team-high four outfield assists
- Hit .382 with runners on base, including .396 with runners in scoring position

- Notched 13 multi-hit games and eight multi-RBI contests
- Racked up seven game-winning plays, including four against SEC foes
- Only freshman in the SEC to record at least 20 hits in league games
- Secured a hit in 16 of 20 games against SEC foes
- First career appearance came in a contest with Washington (2/9)
- Made first career start against Creighton (2/17)
- Blasted two hits, including first collegiate home run, versus North Dakota (2/24)
- Set season-high with three hits against the College of Charleston (3/4)
- Made two diving catches, threw out the potential game-tying run and tallied four hits in series sweep at Georgia (3/31-4/2)
- Reached base safely six times by way of four hits and two walks in NCAA Regional victories over Cal (5/20 & 5/21)

### HIGH SCHOOL

- Was a three-time district champion while playing at Lake Region High School
- Reached the state championship game twice
- Was a member of the Gold Coast Hurricanes for club coach Marty Cooper
- Also played volleyball and was a captain

### PERSONAL

- Daughter of Christian and Lamona Rivera
- Has a sister, Mallory, and a brother, Jonathan
- Enrolled in the Harbert College of Business


## CAREER HIGHS

AB.....	4 (19x), last vs. Alabama (5/9/18)
Runs.....	3, vs. Maryland (2/17/18)
Hits.....	3 (3x), last vs. San Jose State (2/23/18)
Doubles.....	2 (2x), last vs. Maryland (2/18/18)
Triples.....	1, vs. Kentucky (3/24/18)
Home Runs.....	1 (11x), last vs. Jacksonville State (5/19/18)
RBI.....	3 (3x), last vs. Tennessee (4/8/18)
Hit Streak.....	12, (4/1/17-4/22/17)
On-Base Streak.....	12, (4/1/17-4/22/17)

## MULTI-HIT / MULTI-RBI GAMES

Year	Multi-Hit Games					Total	Year	Multi-RBI Games					Total
	2	3	4	5+				2	3	4	5+		
2017	11	2	-	-		13	2017	6	2	-	-	8	
2018	11	1	-	-		12	2018	8	1	-	-	9	
TOTAL	22	3	-	-		25	TOTAL	14	3	-	-	17	

YEAR	AVG	GP-GS	AB	R	H	2B	3B	HR	RBI	TB	SLG%	BB	HBP	SO	GDP	OB%	SAC	SB-ATT
2017	.371	51-36	124	14	46	11	0	3	28	66	.532	11	3	30	0	.435	0	3-3
2018	.285	54-54	151	28	43	9	1	9	33	81	.536	15	2	33	0	.357	0	4-6
<b>TOTAL</b>	<b>.324</b>	<b>105-90</b>	<b>275</b>	<b>42</b>	<b>89</b>	<b>20</b>	<b>1</b>	<b>12</b>	<b>61</b>	<b>147</b>	<b>.535</b>	<b>26</b>	<b>5</b>	<b>63</b>	<b>0</b>	<b>.392</b>	<b>0</b>	<b>7-9</b>

**TANNON SNOW****9****Infielder****R-Jr. | 5-7 | R/R****Chino Hills, Calif. | Chino Hills****SOPHOMORE SEASON (2018)**

- Made 57 appearances with 46 starts as the designated player
- Tallied 31 RBI with six home runs
- 12-of-28 hits went for extra bases
- Carried a .422 slugging clip and .219 overall batting average
- Ranked fourth among everyday starters with a .233 clip in SEC play
- Paced the team with a .571 average with the bases juiced
- Launched a solo home run in the bottom of the 12th inning to walk-off against Kentucky (3/24)
- Tallied seven multi-hit efforts along with seven multi-RBI games
- Tallied three RBI against Furman (2/10, Alabama State (3/21) and Missouri (4/13)
- Hit first home run of Auburn career as part of 2-for-3, three RBI performances vs. Furman (2/10)
- Went 4-for-9 in the Ole Miss series
- Legged out triples against LSU (3/10) and Alabama State (3/21)

**2017**

- Sat out her first season with the Tigers as a redshirt

**FRESHMAN SEASON AT WASHINGTON (2016)**

- Appeared in 50 games and started 43 for the Huskies
- Was one of only six on Washington's roster to make 50-plus appearances in the lineup
- Laced 28 hits, including five doubles and six homers to go along with 24 RBI
- Capped the year with a .418 slugging percentage and a .365 on-base clip
- Hit a home run in the season opener against Texas Tech (2/12)
- Went 3-for-4 with an RBI versus South Dakota State (2/13)
- Launched a roundtripper against Boise State (3/5)
- Hit a three-run shot in a matchup with UCLA (3/24)
- Went 6-for-8 with one homer and three RBI in series against Oregon State (4/22-4/24)

**HIGH SCHOOL**

- Played softball at Chino Hills High School
- Named the 2015 MaxPreps National Softball Player of the Year
- Set single-season state record with 28 home runs and 89 RBI during senior campaign
- Also set state record with 60 homers and 212 RBI during career
- Tabbed as conference MVP, all-american and all-league during prep career
- Played club softball for the OC Barbusters

**PERSONAL**

- Daughter of Craig and Trista Snow
- Has two sisters, Talee and Taylon
- Sister, Talee, played softball at UCLA
- Sister, Taylon, is a freshman at Auburn
- Enrolled in the College of Human Sciences

**CAREER HIGHS**

AB.....	5 (2x), last vs. Arkansas (4/21/18)
Runs .....	3, vs. Texas Tech (2/12/16)
Hits .....	3 (2x), last at Oregon State (4/24/16)
Doubles.....	1 (9x), last at Chattanooga (5/6/18)
Triples .....	1 (2x), last vs. Alabama State (3/21/18)
Home Runs .....	1 (12x), last at Missouri (4/13/18)
RBI .....	3 (5x), last at Missouri (4/13/18)
Hit Streak.....	6, (5/12-22/16)
On-Base Streak .....	7 (2x), (2/16/18-2/21/18)

**MULTI-HIT / MULTI-RBI GAMES**

Year	Multi-Hit Games					Total	Year	Multi-RBI Games					Total
	2	3	4	5+				2	3	4	5+		
2016*	1	2	-	-		3	2016	4	2	-	-		6
2017							2017						
2018	7	-	-	-		7	2018	4	3	-	-		7
TOTAL	8	2	-	-		10	TOTAL	8	5	-	-		13

YEAR	AVG	GP-GS	AB	R	H	2B	3B	HR	RBI	TB	SLG%	BB	HBP	SO	GDP	OB%	SAC	SB-ATT
2016*	.230	50-43	122	26	28	5	0	6	24	51	.418	22	4	19	0	.365	4	1-1
2017																		
2018	.219	57-46	128	12	28	4	2	6	31	54	.422	22	1	18	3	.333	3	1-1
<b>TOTAL</b>	<b>.224</b>	<b>107-89</b>	<b>250</b>	<b>38</b>	<b>56</b>	<b>9</b>	<b>2</b>	<b>12</b>	<b>55</b>	<b>105</b>	<b>.420</b>	<b>44</b>	<b>5</b>	<b>37</b>	<b>3</b>	<b>.344</b>	<b>7</b>	<b>2-2</b>





# BRITTANY MARESETTE

8

Outfielder

Jr. | 5-4 | L/R

Snellville, Ga. | Archer

### SOPHOMORE SEASON (2018)

- Appeared in 44 games off the bench, primarily as a pinch runner
- Led all Tiger pinch runners with 15 runs scored
- Batted .250 in eight plate appearances
- Tallied a .400 on-base clip
- Stole seven bases on 11 attempts
- Appeared in 20 SEC contests and went 4-for-5 in stolen base attempts in those games
- Scored two runs and notched a double against Alabama State (3/21)
- Was 1-for-1 with a RBI against Maryland (2/17)
- Scored a run in NCAA Regional vs. Jacksonville State (5/19)

### FRESHMAN SEASON (2017)

- Appeared in 19 games in first season on The Plains
- Crossed the plate seven times during season
- Made three appearances during SEC play
- Hit .500 with runners in scoring position and .333 with runners on base
- Successfully advanced runners at a .333 clip
- Made collegiate debut as a pinch-runner against Washington (2/9)
- Crossed the plate once in wins versus Creighton (2/17) and SIUE (2/17)
- Drew first career at-bat against Evansville (2/18)
- Laced an RBI single and scored a run in a contest with the College of Charleston (3/4)
- Appeared in first SEC game as a pinch-runner at Georgia (3/31)
- Scored a run in the NCAA Regional victory against Cal (5/20)

### HIGH SCHOOL

- Outfield starter for Archer High School
- Named 2015 Player of the Year for Gwinnett County
- Tabbed as the Offensive Player of the Year for Gwinnett County in 2014

### PERSONAL

- Daughter of George and Rotricia Maresette
- Has one brother, Tyree
- Enrolled in the College of Liberal Arts


### CAREER HIGHS

AB.....	2 (2x), last vs. Delaware (2/16/18)
Runs .....	2, vs. Alabama State (3/21/18)
Hits.....	1 (3x), last vs. Alabama State (3/21/18)
Doubles.....	1, vs. Alabama State (3/21/18)
Triples .....	-
Home Runs .....	-
RBI .....	1 (2x), last vs. Maryland (2/17/18)
Hit Streak.....	-
On-Base Streak .....	-

### MULTI-HIT / MULTI-RBI GAMES

Year	Multi-Hit Games					Total	Year	Multi-RBI Games					Total
	2	3	4	5+	2			3	4	5+			
2017	-	-	-	-	-	-	2017	-	-	-	-	-	
2018	-	-	-	-	-	-	2018	-	-	-	-	-	
TOTAL	-	-	-	-	-	-	TOTAL	-	-	-	-	-	

YEAR	AVG	GP-GS	AB	R	H	2B	3B	HR	RBI	TB	SLG%	BB	HBP	SO	GDP	OB%	SAC	SB-ATT
2017	.143	19-0	7	7	1	0	0	0	1	1	.143	1	0	1	0	.250	0	0-0
2018	.250	44-0	8	15	2	1	0	0	1	3	.375	2	0	2	0	.400	0	7-11
<b>TOTAL</b>	<b>.200</b>	<b>63-0</b>	<b>15</b>	<b>22</b>	<b>3</b>	<b>1</b>	<b>0</b>	<b>0</b>	<b>2</b>	<b>4</b>	<b>.267</b>	<b>3</b>	<b>0</b>	<b>3</b>	<b>0</b>	<b>.333</b>	<b>0</b>	<b>7-11</b>

**JUSTUS PERRY****18**

Infielder

Jr. | 5-9 | R/R

Prior Lake, Minn. | Prior Lake

**HONORS AND AWARDS**

- NFCA All-America Scholar-Athlete (2018)
- Academic All-SEC (2017)

**SOPHOMORE SEASON (2018)**

- Appeared in 48 games drawing 40 starts at first base
- Touted a .282 batting clip with a slugging percentage of .479
- Drove in 31 runs while tallying 33 hits
- Crossed home plate 18 times
- Finished second on the team with eight doubles while knocking out five roundtrippers
- Became the first player in program history to hit two home runs in the same inning, doing so against Alabama State (3/21)
- Also tied the program record with four runs scored against Alabama State (3/21)
- Notched three hits in three games vs. Furman (2/10), Delaware (2/16) and Western Carolina (3/2)
- Went 2-for-2 with five RBI and two runs scored vs. Tennessee Tech (2/10)
- Secured multi-RBI games in eight contests
- Held a .327 average with runners in scoring position

**FRESHMAN SEASON (2017)**

- Appeared in 26 games in first season with the Tigers
- Touted .250 batting average with .385 on-base clip
- Secured nine RBI and scored one run
- Tallied 18 putouts en route to a perfect fielding percentage
- Made seven appearances off the bench in SEC play
- Hit .308 with runners in scoring position and .429 with the bases loaded
- Notched four multi-hit games
- Made career debut against Oklahoma (2/9)
- Boasted a season-best six-game on-base streak as a pinch-hitter between contests with Creighton (2/17) and UMass-Lowell (2/24)
- Earned first career hit with a two-run single versus Mercer (2/19)
- Laced a hit and scored a run against the College of Charleston (3/4)
- Racked up two RBI and had a hit pinch-hit spot at Georgia (4/1)
- Produced a sacrifice fly in the NCAA Regional victory over East Tennessee State (5/19)

**HIGH SCHOOL**

- Listed as a four-time all-state player through stints at Prior Lake High School (Minn.) and Curry High School (Ala.)
- Tabbed all-conference five times and all-metro in three seasons
- Named a finalist for the Gatorade Player of the Year
- Won the state championship while earning all-region and all-section honors
- Played club ball for the Birmingham Thunderbolts

**PERSONAL**

- Daughter of Michael and Leslie Perry
- Enrolled in the College of Liberal Arts


**CAREER HIGHS**

AB	.....6, at LSU (3/9/18)
Runs	.....4, vs. Alabama State (3/21/18)
Hits	.....3 (3x), last vs. Western Carolina (3/2/18)
Doubles	.....1 (8x), last vs. UNCW (3/4/18)
Triples	.....-
Home Runs	.....2, vs. Alabama State (3/21/18)
RBI	.....5, vs. Tennessee Tech (2/10/18)
Hit Streak	.....5, (2/10/18-2/16/18)
On-Base Streak	.....9, (2/22/18-3/2/18)

**MULTI-HIT / MULTI-RBI GAMES**

Year	Multi-Hit Games					Total	Year	Multi-RBI Games					Total
	2	3	4	5+				2	3	4	5+		
2017	-	-	-	-	-	-	2017	4	-	-	-	-	4
2018	3	3	-	-	6	6	2018	3	2	2	1	8	
<b>TOTAL</b>	<b>3</b>	<b>3</b>	<b>-</b>	<b>-</b>	<b>6</b>	<b>6</b>	<b>TOTAL</b>	<b>7</b>	<b>2</b>	<b>2</b>	<b>1</b>	<b>12</b>	

YEAR	AVG	GP-GS	AB	R	H	2B	3B	HR	RBI	TB	SLG%	BB	HBP	SO	GDP	OB%	SAC	SB-ATT
2017	.250	26-0	20	1	5	0	0	0	9	5	.250	2	3	8	0	.385	1	0-0
2018	.282	48-40	117	18	33	8	0	5	31	56	.479	14	6	15	0	.381	5	1-3
<b>TOTAL</b>	<b>.277</b>	<b>74-40</b>	<b>137</b>	<b>19</b>	<b>38</b>	<b>8</b>	<b>0</b>	<b>5</b>	<b>40</b>	<b>61</b>	<b>.445</b>	<b>16</b>	<b>9</b>	<b>23</b>	<b>0</b>	<b>.382</b>	<b>6</b>	<b>1-3</b>



# ASHLEE SWINDLE

4

Pitcher

Jr. | 5-6 | R/R

Jasper, Ala. | Curry

### HONORS AND AWARDS

- NFCA All-America Scholar-Athlete (2018)

### SOPHOMORE SEASON (2018)

- Made 16 appearances in the circle and pitched in eight combined shutout efforts
- Touted a 1.38 ERA with a 2-1 record
- Tossed 30.1 innings while striking out 16 batters
- Walked just four batters and allowed just six runs in relief duty
- Held opposition to a .280 average
- Held opponent bats to a .246 with runners on
- Allowed two or fewer hits in 12-of-16 appearances
- Picked first win of the season in a four-hit, 3.0 inning effort vs. Western Carolina (3/3)
- Picked up second win in 4.1 innings of relief with season-best four strikeouts at Southern Miss (3/12)
- Tossed season-high 4.2 innings and 60 pitches at Ole Miss (4/1)
- Made four appearances in SEC play
- Tossed 2.1 innings of 1-hit ball at Texas A&M (4/27)

### FRESHMAN SEASON (2017)

- Made 15 appearances and earned three starts in the circle
- Touted a 3.29 ERA with a 2-1 record in first campaign
- Tossed 34 innings and notched 12 strikeouts
- Made five appearances, including two starts in SEC play
- Did not walk a batter in league games
- Held the opposition to hit just .254 with runners on base
- Made collegiate debut and threw a scoreless stanza against Creighton (2/17)
- Notched first career strikeout to highlight spotless frame of work versus SIUE (2/17)
- Set a season-high with four strikeouts and 72 pitches over three innings of work in a win against Evansville (2/18)
- Tossed five-straight scoreless appearances between UMass-Lowell (2/24) and Alabama State (3/8)
- Made SEC debut and hurled two innings against LSU (3/12)
- Earned first start of career and notched first collegiate win in a two-hit start at South Carolina (4/22)
- Tallied victory after allowing only one run at Alabama State (4/26)

### HIGH SCHOOL

- Played softball for Curry High School
- Tabbed the MaxPreps, FloSoftball and American Family Insurance All-USA National Player of the Year
- Named the Alabama Gatorade Softball Player of the Year
- Selected as an all-american by FloSoftball, NFCA, and Premier Girls Fastpitch
- Tabbed the AHSAA 4A Player and Pitcher of the Year
- Also played basketball and was an all-area player while serving as a two-year captain
- National Honor Society member

### PERSONAL

- Daughter of David and Trina Swindle
- Enrolled in the Harbert College of Business


## CAREER HIGHS

Innings.....	5.1, at South Carolina (4/22/17)
Hits.....	8, at Ole Miss (4/1/18)
Runs.....	3 (5x), last at Alabama (5/7/17)
Earned Runs.....	3 (5x), last at Alabama (5/7/17)
Walks.....	1 (7x), last at Texas A&M (4/29/18)
Strikeouts.....	4 (2x), last at Southern Miss (3/12/18)
Pitches.....	70, vs. Evansville (2/18/17)
Allowed one earned run or fewer.....	24x, last vs. Jacksonville State (5/19/18)

## CAREER RECORD

at Jane B. Moore Field.....	1-0
Road.....	3-2
Neutral.....	0-0
vs. SEC.....	1-2

YEAR	ERA	W-L	APP	GS	CG	SHO	SV	IP	H	R	ER	BB	SO	B/AVG
2017	3.29	2-1	15	3	0	0/6	0	34.0	37	16	16	3	12	.272
2018	1.38	2-1	16	0	0	0/8	0	30.1	33	6	6	4	16	.280
<b>TOTAL</b>	<b>2.39</b>	<b>4-2</b>	<b>31</b>	<b>3</b>	<b>0</b>	<b>0/14</b>	<b>0</b>	<b>64.1</b>	<b>70</b>	<b>22</b>	<b>22</b>	<b>7</b>	<b>28</b>	<b>.276</b>



# RACHEL COOK

20

Outfielder

Jr. | 5-6 | R/R


Dadeville, Ala. | Dadeville

## HIGH SCHOOL

- Prepped at Dadeville High School
- Helped the Tigers to the Class 4A South Central Regional tournament as a freshman, sophomore and senior
- Guided Dadeville to the Class 4A, Area 5 tournament championship game as a freshman, sophomore and senior
- Voted most athletic during her senior year

## PERSONAL

- Daughter of Ashley and Amy Jackson
- Has four siblings, Sydney, Jake, Caden and Sarah
- Enrolled in the College of Education



**MAKENNA DOWELL 32**

**Infielder**

**So. | 5-0 | L/R**

**Suwanne, Ga. | North Gwinnett**

**HONORS AND AWARDS**

- SEC Freshman of the Week (3/27/2018)

**FRESHMAN SEASON (2018)**

- Appeared in 42 games with 31 starts, including the last 24 games
- Was named SEC Freshman of the Week following the Alabama State mid-week and Kentucky series, as she paced the team with a .444 batting clip and held a four-game hit streak
- Tallied 15 hits with four doubles
- Posted a .971 fielding percentage in the infield
- Came across for 12 runs
- Three of six hits in SEC play went for doubles
- First collegiate start came on Feb. 9 against Tennessee Tech; she went 1-for-3 with a double
- Scored two runs in the series opening win against Arkansas (4/20)

**HIGH SCHOOL**

- Played at North Gwinnett High School for head coach Randy Black
- Named All-State and All-County all four years of prep career
- Tabbed to Super Six squad
- Scored 100 runs in career and tallied 43 RBI
- Hit over .400 in both freshman and junior seasons
- Touted a .914 fielding percentage as an infielder

**PERSONAL**

- Daughter of Eric and Kim Dowell
- Has a brother, Ethan
- Enrolled in the College of Liberal Arts


**CAREER HIGHS**

AB..... 4 (2x), last vs. Alabama (5/9/18)  
 Runs ..... 2 (4x), last vs. Arkansas (4/20/18)  
 Hits..... 1 (14x), last vs. Kennesaw State (5/18/18)  
 Doubles..... 1 (4x), last at Texas A&M (4/29/18)  
 Triples .....  
 Home Runs .....  
 RBI ..... 2, vs. Alabama State (3/21/18)  
 Hit Streak..... 4 (3/21-3/25/18)  
 On-Base Streak ..... 6 (4/7-4/21/18)

**MULTI-HIT / MULTI-RBI GAMES**

Year	Multi-Hit Games					Total	Year	Multi-RBI Games					Total
	2	3	4	5+	Year			2	3	4	5+		
2018	-	-	-	-	-	-	2018	1	-	-	-	1	
<b>TOTAL</b>	-	-	-	-	-	-	<b>TOTAL</b>	1	-	-	-	1	

YEAR	AVG	GP-GS	AB	R	H	2B	3B	HR	RBI	TB	SLG%	BB	HBP	SO	GDP	OB%	SAC	SB-ATT
2018	.181	42-31	83	12	15	4	0	0	5	19	.229	10	3	20	0	.292	4	3-5
<b>TOTAL</b>	<b>.181</b>	<b>42-31</b>	<b>83</b>	<b>12</b>	<b>15</b>	<b>4</b>	<b>0</b>	<b>0</b>	<b>5</b>	<b>19</b>	<b>.229</b>	<b>10</b>	<b>3</b>	<b>20</b>	<b>0</b>	<b>.292</b>	<b>4</b>	<b>3-5</b>

**CHADDONAY  
HARRIS****13**

Pitcher

So. | 5-10 | L/L

Oak Park, Ill. | Oak Park/River Forest

**FRESHMAN SEASON (2018)**

- Made 18 appearances with four starts in the circle in her debut season
- Tossed 38.1 innings while touting a 1.83 ERA
- Struck out 43 batters, good for third on the team
- Held opposing bats to just a .174 average
- Finished the season with a 3-2 record
- Made collegiate debut and earned first career victory in a shutout 4.0 inning effort against Furman (2/9)
- Also struck out a career-best six batters against Furman
- Made SEC debut at LSU (3/10)
- Made first career SEC start against Kentucky (3/25)
- Picked up wins against Oregon State and Alabama State
- Cracked down to limit opposing teams to just a .177 clip with two outs
- Limited opponents to a team-low .138 mark with the bases empty

**HIGH SCHOOL**

- Played at Oak Park and River Forest High School for head coach Mel Kolbusz
- Named the 2017 Gatorade State Softball Player of the Year for Illinois
- Combined to go 52-5 with 525 strikeouts in 317 innings pitched
- Won the state championship in 2016 and has earned multiple all-state and all-conference honors
- Honor roll student that was active in the community, serving with Opportunity Knocks, Special Olympics, Best Buddies and Hephzibah Children's Shelter

**PERSONAL**

- Daughter of Bill and Leah Leark
- Has two siblings, Christian and Timmy
- Enrolled in the College of Liberal Arts

**CAREER HIGHS**

Innings.....	4.0 (2x), last at Missouri (4/14/18)
Hits.....	4 (2x), last at Missouri (4/14/18)
Runs.....	3, at Missouri (4/14/18)
Earned Runs.....	3, at Missouri (4/14/18)
Walks.....	2 (3x), last at Missouri (4/14/18)
Strikeouts.....	6, vs. Furman (2/9/18)
Pitches.....	67, vs. Furman (2/9/18)
Allowed one earned run or fewer.....	15x, last vs. Arkansas (4/20/18)

**CAREER RECORD**

at Jane B. Moore Field.....	2-0
Road.....	0-1
Neutral.....	1-1
vs. SEC.....	0-1

YEAR	ERA	W-L	APP	GS	CG	SHO	SV	IP	H	R	ER	BB	SO	B/AVG
2018	1.83	3-2	18	4	0	0/7	0	38.1	24	12	10	12	43	.174
<b>TOTAL</b>	<b>1.83</b>	<b>3-2</b>	<b>18</b>	<b>4</b>	<b>0</b>	<b>0/7</b>	<b>0</b>	<b>38.1</b>	<b>24</b>	<b>12</b>	<b>10</b>	<b>12</b>	<b>43</b>	<b>.174</b>



**LEXIE HANDLEY**

**27**

**Pitcher**

**R-So. | 6-1 | R/L**

**Mogadore, Ohio | St. Vincent-St. Mary**

**PREVIOUS SCHOOL (AKRON):**

**SOPHOMORE SEASON (2018)**

- Medical redshirt

**FRESHMAN SEASON (2017)**

- Named Mid-American Conference (MAC) Freshman of the Year
- Selected to the All-MAC second team and All-MAC Freshman team
- NFCA All-Region nominee
- Three-time MAC East Pitcher of the Week
- Tallied a 2.45 ERA while throwing 20 complete games and seven shutouts while allowing 175 hits and 108 runs, 79 earned
- Credited with a 20-17 career record over 44 appearances, including 35 starts
- Ranks seventh in Akron history with 183 strikeouts in a single season
- Tossed her first career no-hitter in a 9-0 win over Eastern Michigan on 4/2/2017
- Struck out a season-high 12 batters in a complete game effort against Oakland on 3/18/2017
- Opponents batted .207 in 226 innings pitched
- Her 20 single-season wins rank fourth in school history

**HIGH SCHOOL**

- Prepped at St. Vincent-St. Mary's High School ... two-time first-team all-state, two-time first-team all-district and two-time first-team all-league selection ... holds school records for most strikeouts in a single game (19), most career strikeouts (788) and single-season strikeouts (228) ... as a junior, hit a career-high .405, while driving in 30 runs ... helped lead the Irish to a district championship and regional runner-up finish in 2014 with a 14-3 record in the pitching circle ... named the 2013 St. Vincent-St. Mary Rookie of the Year ... four-year basketball player ... awarded Mary Jo Chionchio Award

**PERSONAL**

- Daughter of Dale and Kristen Handley ... has three triplet brothers, Connor, Kyle and Cole Handley ... enrolled in the College of Human Sciences

**CAREER RECORD**

Innings ..... 12.0, vs. Central Michigan (4/8/17)  
 Hits ..... 12, vs. Central Michigan (4/8/17)  
 Runs ..... 8, at Jacksonville (2/26/17)  
 Earned Runs ..... 8, at Jacksonville (2/26/17)  
 Walks ..... 6, vs. Kent State (4/21/17)  
 Strikeouts ..... 12, vs. Oakland (3/18/17)  
 Complete games ..... 20x, last at Bowling Green (4/28/17)  
 Struck out multiple batters ..... 32, last vs. Western Michigan (5/12/17)

**CAREER RECORD**

at Jane B. Moore Field ..... 0-0  
 Road ..... 8-4  
 Neutral ..... 7-5  
 vs. MAC ..... 12-10  
 vs. SEC ..... 0-0

YEAR	ERA	W-L	APP	GS	CG	SHO	SV	IP	H	R	ER	BB	SO	B/AVG
2017	2.45	20-17	44	35	20	7	0	226.0	175	108	79	92	183	.207
2018								Redshirted						
<b>TOTAL</b>	<b>2.45</b>	<b>20-17</b>	<b>44</b>	<b>35</b>	<b>20</b>	<b>7</b>	<b>0</b>	<b>226.0</b>	<b>175</b>	<b>108</b>	<b>79</b>	<b>92</b>	<b>183</b>	<b>.207</b>

**TAYLON SNOW****2**

Infielder

So. | 5-5 | L/R

Chino Hills, Calif. | Chino Hills

**HONORS AND AWARDS**

- All-SEC Freshman Team (2018)
- SEC First-Year Academic Honor Roll (2018)

**FRESHMAN SEASON (2018)**

- Made 47 starts at shortstop in her debut season
- Finished second on the team with a .325 batting clip
- Tallied 49 hits to go with 26 runs scored
- Led team with three triples and laced seven doubles
- Finished the season with a .411 slugging clip and .377 on-base percentage
- Made 58 putouts and had 92 assists defensively
- Named to the All-SEC Freshman Team
- Held a .238 batting clip in SEC play
- Had a 60.9% success rate in advancing runners
- Tallied 13 multi-hit and five multi-RBI performances
- Laced four hits in game one win over Southern Miss (3/12)
- Went 3-for-3 with four RBI and her first career double against Tennessee Tech (2/10)
- Went 7-for-11 in the Tiger Invite (2/16-18)
- Scored the game-winning run to defeat Alabama in the series finale to win the series 2-1 (3/18)
- Went 2-for-4 with a run scored to help lift the Tigers over Alabama in game two of the series
- Multi-hit efforts in four SEC contests
- Scored a run in the NCAA Regional win over Kennesaw State (5/18)
- Scored a pair of runs in the SEC Tournament vs. Alabama (5/9)

**INTERNATIONAL EXPERIENCE**

- Named to United States Junior Women's National Team
- Won gold medal at the World Baseball Softball Confederation Junior Women's World Championship
- Played a key role in USA's 9-0 record at the WBSC Championship
- Drilled six hits, crossed the plate seven times and stole a base
- Boasted a .700 on-base clip and a .667 batting average to go along with a spotless 1.000 fielding percentage

**HIGH SCHOOL**

- 2013 California State Freshman of the Year
- Three-time All-American

**PERSONAL**

- Daughter of Craig and Trista Snow
- Has two sisters, Talee and Tannon
- Sister, Tannon is currently on Auburn softball team
- Sister, Talee played softball at UCLA
- Enrolled in the College of Liberal Arts

**CAREER HIGHS**

AB	6, at LSU (3/9/18)
Runs	3, vs. Delaware (2/16/18)
Hits	4, at Southern Miss (3/12/18)
Doubles	1 (6x), last vs. Jacksonville State (5/19/18)
Triples	1 (3x), last vs. Western Carolina (3/2/18)
Home Runs	-
RBI	4, vs. Tennessee Tech (2/10/18)
Hit Streak	7 (2/10-2/17/18)
On-Base Streak	9 (2/10-2/21/18)

**MULTI-HIT / MULTI-RBI GAMES**

Year	Multi-Hit Games					Total	Year	Multi-RBI Games					Total
	2	3	4	5+	2			3	4	5+			
2018	10	2	1	-	13	2018	3	1	1	-	5		
TOTAL	10	2	1	-	13	TOTAL	3	1	1	-	5		

YEAR	AVG	GP-GS	AB	R	H	2B	3B	HR	RBI	TB	SLG%	BB	HBP	SO	GDP	OB%	SAC	SB-ATT
2018	.325	47-47	151	26	49	7	3	0	23	62	.411	13	1	12	0	.377	4	1-2
<b>TOTAL</b>	<b>.325</b>	<b>47-47</b>	<b>151</b>	<b>26</b>	<b>49</b>	<b>7</b>	<b>3</b>	<b>0</b>	<b>23</b>	<b>62</b>	<b>.411</b>	<b>13</b>	<b>1</b>	<b>12</b>	<b>0</b>	<b>.377</b>	<b>4</b>	<b>1-2</b>





# CARMYN GREENWOOD

7

Outfielder

R-So. | 5-8 | L/R

Birmingham, Ala. | Oak Mountain

**2018**

- Received a medical redshirt and sat out the season.

**FRESHMAN SEASON (2017)**

- Made 40 appearances and earned 24 starts in the lineup
- Laced 14 hits, including four doubles, and had three RBI
- Saw action in 13 SEC games, starting 12
- Drilled three doubles in SEC-only contests
- Reached base at a .500 clip when leading off an inning during the campaign
- Made first collegiate appearance in a 3-2 win against Oklahoma (2/9)
- Earned first start of career in victory versus BYU (2/11)
- Laced walk-off single for first career hit against SIUE (2/16)
- Scored season-high two runs in tilts with Creighton (2/18) and North Dakota (2/24)
- Smacked career-high three hits, including a double, versus Ole Miss (4/8)
- Tallied an RBI and a run scored against Georgia State (4/12)
- Went 2-for-3 with a double and a walk versus Alabama State (4/26)

**HIGH SCHOOL**

- Hit .508 as a senior at Oak Mountain High School
- Scored 51 runs and held an on-base percentage of .600 during final season
- Laced 22 doubles, five triples and 12 home runs to go along with 61 RBI in senior year
- Played club for the Birmingham Thunderbolts
- Also played basketball

**PERSONAL**

- Daughter of Ryan and Amy Greenwood
- Has two siblings, Caylor and Cassidy
- Enrolled in the Harbert College of Business


**CAREER HIGHS**

AB.....	4 (3x), last at Alabama (5/5/17)
Runs .....	2 (2x), last vs. North Dakota (2/24/17)
Hits .....	3, vs. Ole Miss (4/8/17)
Doubles.....	1 (4x), last at Alabama State (4/26/17)
Triples .....	
Home Runs .....	
RBI .....	1 (3x), last vs. Georgia State (4/12/17)
Hit Streak.....	2 (2x), last (4/23/17-4/26/17)
On-Base Streak .....	3, (4/23/17-4/28/17)

**MULTI-HIT / MULTI-RBI GAMES**

Year	Multi-Hit Games					Total	Year	Multi-RBI Games					Total
	2	3	4	5+				2	3	4	5+		
2017	3	1	-	-		4	2017	-	-	-	-	-	
2018						Redshirted	2018					Redshirted	
<b>TOTAL</b>	<b>3</b>	<b>1</b>	<b>-</b>	<b>-</b>	<b>4</b>		<b>TOTAL</b>	<b>-</b>	<b>-</b>	<b>-</b>	<b>-</b>	<b>-</b>	

YEAR	AVG	GP-GS	AB	R	H	2B	3B	HR	RBI	TB	SLG%	BB	HBP	SO	GDP	OB%	SAC	SB-ATT
2017	.189	40-24	74	11	14	4	0	0	3	18	.243	11	2	15	1	.307	1	1-2
2018																		
<b>TOTAL</b>	<b>.189</b>	<b>40-24</b>	<b>74</b>	<b>11</b>	<b>14</b>	<b>4</b>	<b>0</b>	<b>0</b>	<b>3</b>	<b>18</b>	<b>.243</b>	<b>11</b>	<b>2</b>	<b>15</b>	<b>1</b>	<b>.307</b>	<b>1</b>	<b>1-2</b>

**ABBY TISSIER****19**

Catcher

So. | 5-8 | R/R

Hoover, Ala. | Hoover

**HONORS AND AWARDS**

- NFCA All-America Scholar-Athlete (2018)
- SEC First-Year Academic Honor Roll (2018)

**FRESHMAN SEASON (2018)**

- Made 12 appearances at catcher and as a pinch hitter
- Batted .222 with three runs scored
- Carried a .364 on-base percentage and a .333 slugging percentage
- Made 22 putouts with one assist defensively
- First hit of career was a double vs. Delaware (2/16)
- Tallied first RBI and scored a run against Maryland (2/18)
- Crossed home plate in contests vs. Southern Miss (3/12) and Alabama State (3/21)

**HIGH SCHOOL**

- 2016 North All-Star Team selection
- Two-time All-Region choice
- Two-time First Team ASWA All-State honoree

**PERSONAL**

- Daughter of Wendy and Jeff Tissier
- Enrolled in the College of Human Sciences


**CAREER HIGHS**

AB	2, at Southern Miss (3/12/18)
Runs	1 (3x), last vs. Alabama State (3/21/18)
Hits	1 (2x), last vs. Maryland (2/18/18)
Doubles	1, vs. Delaware (2/16/18)
Triples	-
Home Runs	-
RBI	1, vs. Maryland (2/18/18)
Hit Streak	2 (2/16-2/18/18)
On-Base Streak	3 (2/10-2/18/18)

**MULTI-HIT / MULTI-RBI GAMES**

Year	Multi-Hit Games					Total	Year	Multi-RBI Games					Total
	2	3	4	5+	Year			2	3	4	5+		
2018	-	-	-	-	-	-	2018	-	-	-	-	-	
TOTAL	-	-	-	-	-	-	TOTAL	-	-	-	-	-	

YEAR	AVG	GP-GS	AB	R	H	2B	3B	HR	RBI	TB	SLG%	BB	HBP	SO	GDP	OB%	SAC	SB-ATT
2018	.222	12-0	9	3	2	1	0	0	1	3	.333	1	1	2	0	.364	0	0-0
<b>TOTAL</b>	<b>.222</b>	<b>12-0</b>	<b>9</b>	<b>3</b>	<b>2</b>	<b>1</b>	<b>0</b>	<b>0</b>	<b>1</b>	<b>3</b>	<b>.333</b>	<b>1</b>	<b>1</b>	<b>2</b>	<b>0</b>	<b>.364</b>	<b>0</b>	<b>0-0</b>



## TATE MOSELEY

6

Outfielder

Fr. | 5-5 | L/R

Trussville, Ala. | Hewitt-Trussville

### HIGH SCHOOL

- Prepped at Hewitt-Trussville High School where she was a four-year starter for the Huskies ... also played on the HTHS varsity softball team while in middle school ... was selected to the Alabama Sports Writers Association All-State second team as a senior after being selected as an honorable mention following her freshman year ... first-team all-region (Birmingham) selection as a senior ... 2018 PGF Regional (Southeast) All-American ... helped the Huskies to the AHSAA Class 7A North Regional championship in addition to the Class 7A, Area 7 title ... helped HTHS win the Hoover Classic over 34 other teams ... finished runner-up in a 68-team Gulf Coast Classic ... batted .416 with 11 home runs, drove in 45 runs with a .526 OBP as a senior at HTHS ... Flo Softball Hot 100 ... Flo Softball 2nd team All-American ... 2015 Birmingham All-Metro selection ... 2015 all-region honoree ... 2015 NFCA High School 3rd team All-American

### PERSONAL

- Daughter of Kyle and Tracy Moseley ... has two siblings, Devin and Brett ... enrolled in the College of Human Sciences



## HALEY NILLEN

43

Catcher

Fr. | 5-10 | R/R

Spring, Texas | Oak Ridge

### HIGH SCHOOL

- Prepped at Oak Ridge High School where she was a four-year varsity starter ... three-time first-team all-district catcher ... four-year all-academic honoree ... two-time district defensive most valuable player ... all-county selection ... helped guide the War Eagles to their first state tournament appearance in school history during her senior year ... led ORHS to a 26-12 record and a UIL Class 6A semifinal berth in her senior season ... 2018 PGF Regional (Southwest) All-American

### PERSONAL

- Daughter of Matt and Val Nillen ... has three siblings, Mattie, Cameron and Rylee ... enrolled in the College of Liberal Arts



## ASPYN GODWIN

00

Catcher/Outfielder

Fr. | 5-8 | R/R

Silverhill, Ala. | Daphne

### HIGH SCHOOL

- Prepped at Daphne High School ... an All-Baldwin County selection from eighth grade through junior year ... three-time Alabama Sports Writers Association All-State catcher ... 2016 Class 6A ASWA Hitter of the Year ... selected to the AHSAA North/South All-Star Game in 2017 ... helped lead the Trojans to the Class 6A state championship game as a junior ... in three years at Daphne, batted .426 with 44 doubles, 41 home runs, 136 runs batted in and 66 stolen bases ... 2018 PGF Regional (Southeast) All-American ... missed her senior season while recovering from an injury

### PERSONAL

- Daughter of Jimmy and Crystal Godwin ... enrolled in the College of Education



---

# 2018 IN REVIEW

---


**OVERALL RECORD: 41-17 // SEC: 11-12 // HOME: 29-3 // AWAY: 8-10 // NEUTRAL: 4-4**

Date	Opponent	W/L	Score	Innings	Overall	SEC	Pitcher of Record	Attendance	Time
Feb. 8, 2018	! Marshall	W	4-0	7	1-0-0	0-0-0	K. Carlson (W, 1-0)	1708	2:05
Feb. 8, 2018	! Wichita State	W	2-0	7	2-0-0	0-0-0	M. Martin (W, 1-0)	1708	1:34
Feb. 9, 2018	! Tennessee Tech	W	3-0	7	3-0-0	0-0-0	K. Carlson (W, 2-0)	1781	1:46
Feb. 9, 2018	! Furman	W	2-0	7	4-0-0	0-0-0	C. Harris (W, 1-0)	1781	2:04
Feb. 10, 2018	! Tennessee Tech	W	18-0	5	5-0-0	0-0-0	M. Martin (W, 2-0)	1843	1:45
Feb. 10, 2018	! Furman	W	9-1	6	6-0-0	0-0-0	K. Carlson (W, 3-0)	1843	1:45
Feb. 14, 2018	at Troy	W	5-0	7	7-0-0	0-0-0	K. Carlson (W, 4-0)	1482	2:00
Feb. 16, 2018	§ Delaware	W	15-0	5	8-0-0	0-0-0	M. Martin (W, 3-0)	1824	1:45
Feb. 16, 2018	§ Saint Francis (Pa.)	W	4-3	7	9-0-0	0-0-0	M. Martin (W, 4-0)	1824	2:00
Feb. 17, 2018	§ Maryland	W	12-1	5	10-0-0	0-0-0	K. Carlson (W, 5-0)	2146	1:48
Feb. 17, 2018	§ Saint Francis (Pa.)	W	5-0	7	11-0-0	0-0-0	M. Martin (W, 5-0)	2146	1:37
Feb. 18, 2018	§ Maryland	W	8-0	5	12-0-0	0-0-0	M. Martin (W, 6-0)	1866	2:00
Feb. 18, 2018	§ Georgia State	W	5-0	7	13-0-0	0-0-0	K. Carlson (W, 6-0)	1866	1:45
Feb. 21, 2018	at CSUN	W	8-0	7	14-0-0	0-0-0	M. Martin (W, 7-0)	167	2:04
Feb. 22, 2018	^ vs. Notre Dame	W	6-2	7	15-0-0	0-0-0	K. Carlson (W, 7-0)	223	2:06
Feb. 22, 2018	^ vs. Wisconsin	L	2-3	7	15-1-0	0-0-0	C. Harris (L, 1-1)	250	1:45
Feb. 23, 2018	^ vs. San Jose State	W	4-0	7	16-1-0	0-0-0	K. Carlson (W, 8-0)	250	1:55
Feb. 24, 2018	^ vs. Oregon State	W	10-7	7	17-1-0	0-0-0	C. Harris (W, 2-1)	707	2:30
Feb. 24, 2018	^ vs. Long Beach State	L	3-6	7	17-2-0	0-0-0	M. Martin (L, 7-1)	300	2:00
Mar. 2, 2018	& UNCW	W	9-0	5	18-2-0	0-0-0	M. Martin (W, 8-1)	1821	1:30
Mar. 2, 2018	& Western Carolina	W	9-0	5	19-2-0	0-0-0	K. Carlson (W, 9-0)	1821	1:30
Mar. 3, 2018	& Western Carolina	W	5-0	7	20-2-0	0-0-0	A. Swindle (W, 1-0)	2050	1:50
Mar. 3, 2018	& Western Illinois	W	6-2	7	21-2-0	0-0-0	K. Carlson (W, 10-0)	2050	1:34
Mar. 4, 2018	& Western Illinois	W	7-0	7	22-2-0	0-0-0	M. Martin (W, 9-1)	1961	2:05
Mar. 4, 2018	& UNCW	W	6-1	7	23-2-0	0-0-0	K. Carlson (W, 11-0)	1961	1:50
Mar. 9, 2018	* LSU	L	2-3	14	23-3-0	0-1-0	M. Martin (L, 9-2)	1543	4:17
Mar. 10, 2018	* LSU	L	2-3	7	23-4-0	0-2-0	C. Harris (L, 2-2)	2198	2:12
Mar. 11, 2018	* LSU	L	0-1	7	23-5-0	0-3-0	M. Martin (L, 9-3)	1784	1:34
Mar. 12, 2018	at Southern Miss	W	9-2	7	24-5-0	0-3-0	A. Swindle (W, 2-0)	996	2:25
Mar. 12, 2018	at Southern Miss	W	5-0	7	25-5-0	0-3-0	K. Carlson (W, 12-0)	996	1:31
Mar. 16, 2018	* Alabama	L	0-2	7	25-6-0	0-4-0	K. Carlson (L, 12-1)	1965	2:18
Mar. 17, 2018	* Alabama	W	3-1	7	26-6-0	1-4-0	M. Martin (W, 10-3)	2128	2:25
Mar. 18, 2018	* Alabama	W	2-1	7	27-6-0	2-4-0	K. Carlson (W, 13-1)	2031	2:11
Mar. 21, 2018	Alabama State	W	22-0	5	28-6-0	2-4-0	C. Harris (W, 3-2)	1686	1:50
Mar. 23, 2018	* Kentucky	W	3-1	7	29-6-0	3-4-0	M. Martin (W, 11-3)	2057	1:58
Mar. 24, 2018	* Kentucky	W	1-0	12	30-6-0	4-4-0	K. Carlson (W, 14-1)	2258	2:50
Mar. 25, 2018	* Kentucky	W	6-4	7	31-6-0	5-4-0	M. Martin (W, 12-3)	2140	2:07
Mar. 30, 2018	* at Ole Miss	W	3-1	7	32-6-0	6-4-0	K. Carlson (W, 15-1)	709	1:52
Mar. 31, 2018	* at Ole Miss	W	5-1	7	33-6-0	7-4-0	M. Martin (W, 13-3)	961	2:09
Apr. 1, 2018	* at Ole Miss	L	2-3	8	33-7-0	7-5-0	A. Swindle (L, 2-1)	583	2:04
Apr. 4, 2018	Kennesaw State	W	2-1	7	34-7-0	7-5-0	K. Carlson (W, 16-1)	1799	1:50
Apr. 6, 2018	* Tennessee	L	1-2	7	34-8-0	7-6-0	K. Carlson (L, 16-2)	2414	1:59
Apr. 7, 2018	* Tennessee	W	2-0	7	35-8-0	8-6-0	M. Martin (W, 14-3)	2097	2:05
Apr. 8, 2018	* Tennessee	W	6-0	7	36-8-0	9-6-0	K. Carlson (W, 17-2)	2264	2:15
Apr. 13, 2018	* at Missouri	L	4-5	7	36-9-0	9-7-0	K. Carlson (L, 17-3)	552	3:13
Apr. 14, 2018	* at Missouri	L	1-5	7	36-10-0	9-8-0	M. Martin (L, 14-4)	1146	2:05
Apr. 20, 2018	* Arkansas	W	11-1	5	37-10-0	10-8-0	K. Carlson (W, 18-3)	1907	1:50
Apr. 21, 2018	* Arkansas	L	2-4	10	37-11-0	10-9-0	K. Carlson (L, 18-4)	2289	2:45
Apr. 21, 2018	* Arkansas	W	4-2	7	38-11-0	11-9-0	K. Carlson (W, 19-4)	2289	1:40
Apr. 27, 2018	* at Texas A&M	L	1-3	7	38-12-0	11-10-0	K. Carlson (L, 19-5)	2194	1:56
Apr. 28, 2018	* at Texas A&M	L	0-1	7	38-13-0	11-11-0	M. Martin (L, 14-5)	2133	1:52
Apr. 29, 2018	* at Texas A&M	L	1-7	7	38-14-0	11-12-0	K. Carlson (L, 19-6)	1995	2:25
May 6, 2018	at Chattanooga	W	7-0	7	39-14-0	11-12-0	K. Carlson (W, 20-6)	2374	2:05
May 6, 2018	at Chattanooga	W	9-0	7	40-14-0	11-12-0	M. Martin (W, 15-5)	2374	2:10
May 9, 2018	+ Alabama	L	4-6	7	40-15-0	11-12-0	M. Martin (L, 15-6)	1527	2:30
May 18, 2018	% Kennesaw State	W	5-2	7	41-15-0	11-12-0	K. Carlson (W, 21-6)	--	1:54
May 19, 2018	% Florida State	L	1-2	8	41-16-0	11-12-0	K. Carlson (L, 21-7)	--	2:10
May 19, 2018	% Jacksonville State	L	2-3	7	41-17-0	11-12-0	M. Martin (L, 15-7)	1102	1:58

! - Plainsman Invite // S Tiger Invite // ^ Mary Nutter Classic // & - Wilson/DeMarini Classic // \* - SEC opponent // + - SEC Tournament // % - NCAA Regional (Tallahassee, Fla.)





Date	Opponent	AB	R	H	RBI	2B	3B	HR	TB	BB	IBB	SB	CS	HBP	SAC	SF	GDP	K	LOB	Avg.
Feb 8, 2018	Marshall	22	4	6	4	0	0	0	6	7	0	2	0	1	0	1	1	1	9	.273
Feb. 8, 2018	Wichita State	21	2	2	2	0	1	0	4	2	0	0	0	0	0	0	0	4	3	.186
Feb. 9, 2018	Tennessee Tech	28	3	12	2	2	0	0	14	2	0	3	2	0	0	0	0	1	9	.282
Feb. 9, 2018	Furman	19	2	4	1	0	0	0	4	5	0	2	2	0	1	0	0	6	5	.267
Feb. 10, 2018	Tennessee Tech	19	18	10	15	5	0	2	21	11	0	4	1	4	1	1	0	4	6	.312
Feb. 10, 2018	Furman	30	9	14	8	1	1	2	23	4	1	1	0	0	0	0	0	1	9	.345
Feb. 14, 2018	at Troy	25	5	9	5	1	0	0	10	3	0	0	1	0	1	1	1	0	5	.348
Feb. 16, 2018	Delaware	25	15	11	12	2	0	1	16	9	0	1	0	1	0	1	0	0	9	.360
Feb. 16, 2018	Saint Francis (Pa.)	23	4	5	3	0	1	1	10	5	0	4	0	0	0	0	1	4	5	.344
Feb. 17, 2018	Maryland	23	12	11	12	2	0	1	16	6	0	3	0	0	0	0	0	3	5	.357
Feb. 17, 2018	Saint Francis (Pa.)	22	5	5	5	0	0	2	11	2	0	3	0	2	1	0	0	4	4	.346
Feb. 18, 2018	Maryland	23	8	8	4	2	0	0	10	5	0	3	0	1	0	0	0	1	8	.346
Feb. 18, 2018	Georgia State	24	5	7	4	1	0	0	8	4	0	2	0	0	0	1	0	1	6	.342
Feb. 21, 2018	at CSUN	30	8	11	7	2	1	2	21	3	0	3	2	0	0	0	0	4	4	.344
Feb. 22, 2018	vs. Notre Dame	25	6	5	4	2	0	0	7	3	0	2	0	1	0	0	0	6	5	.328
Feb. 22, 2018	vs. Wisconsin	25	2	6	2	0	0	0	6	2	0	4	2	0	0	0	0	8	4	.337
Feb. 23, 2018	vs. San Jose State	27	4	8	4	2	0	0	10	4	0	2	0	0	1	0	1	3	7	.326
Feb. 24, 2018	vs. Oregon State	32	10	10	5	2	0	1	15	5	0	4	1	0	0	1	0	8	7	.325
Feb. 24, 2018	vs. Long Beach State	26	3	5	3	0	0	1	8	3	0	2	0	3	0	0	0	8	8	.318
Mar. 2, 2018	UNCW	19	9	9	9	2	0	0	11	5	0	3	1	2	0	1	0	1	6	.324
Mar. 2, 2018	Western Carolina	20	9	10	9	1	2	4	27	7	0	1	1	0	1	0	0	1	7	.331
Mar. 3, 2018	Western Carolina	24	5	6	4	2	0	2	14	8	0	4	0	0	0	0	1	1	9	.327
Mar. 3, 2018	Western Illinois	25	6	11	6	1	0	0	12	1	0	4	1	0	1	2	0	1	5	.332
Mar. 4, 2018	Western Illinois	28	7	13	7	1	0	0	14	5	0	3	1	1	1	0	0	4	10	.338
Mar. 4, 2018	UNCW	24	6	6	6	2	0	0	8	3	0	4	0	0	0	0	1	3	3	.335
Mar. 9, 2018	at LSU	52	2	11	2	1	1	1	17	1	0	2	1	1	0	0	0	16	10	.325
Mar. 10, 2018	at LSU	26	2	4	2	0	0	0	6	0	0	2	0	1	0	0	0	5	4	.319
Mar. 11, 2018	at LSU	23	0	3	0	0	0	0	3	0	0	1	0	1	1	0	0	8	4	.313
Mar. 12, 2018	at Southern Miss	32	9	17	9	1	0	1	21	6	0	0	2	1	1	2	0	1	12	.322
Mar. 12, 2018	at Southern Miss	25	56	5	1	0	2	13	1	0	1	1	0	1	0	1	0	1	1	.319
Mar. 16, 2018	Alabama	21	0	1	0	0	0	0	1	7	0	1	0	0	2	0	1	6	9	.312
Mar. 17, 2018	Alabama	23	2	5	2	0	0	1	8	4	0	2	0	1	2	0	0	4	8	.308
Mar. 18, 2018	Alabama	23	2	5	2	0	0	1	8	4	0	2	0	1	2	0	0	4	8	.308
Mar. 21, 2018	Alabama State	27	22	15	20	2	1	2	25	11	0	3	0	0	0	0	0	2	4	.315
Mar. 23, 2018	Kentucky	22	3	5	3	1	0	1	9	2	0	2	0	0	0	0	1	2	3	.313
Mar. 24, 2018	Kentucky	40	1	6	1	1	1	1	12	1	1	1	1	0	1	0	0	5	7	.306
Mar. 25, 2018	Kentucky	26	6	7	6	1	0	2	14	0	0	1	0	1	1	0	0	2	4	.305
Mar. 30, 2018	at Ole Miss	26	3	7	3	1	0	1	11	1	0	0	1	0	1	0	0	4	4	.304
Mar. 31, 2018	at Ole Miss	29	5	8	4	1	0	0	9	2	0	2	0	0	0	1	0	0	6	.303
Apr. 1, 2018	at Ole Miss	27	2	6	2	0	0	1	9	1	0	1	0	1	1	0	0	8	6	.300
Apr. 4, 2018	Kennesaw State	23	2	6	2	0	0	1	9	1	0	1	0	1	1	0	0	8	6	.300
Apr. 6, 2018	Tennessee	26	1	4	1	0	0	1	7	2	0	1	0	0	2	0	0	5	5	.297
Apr. 7, 2018	Tennessee	19	2	2	2	0	0	1	5	2	0	1	0	1	1	0	0	5	3	.294
Apr. 8, 2018	Tennessee	25	6	7	6	2	0	1	12	2	0	2	0	0	0	1	0	4	4	.293
Apr. 13, 2018	at Missouri	24	4	7	5	0	0	2	13	4	0	1	3	0	0	0	0	3	3	.293
Apr. 14, 2018	at Missouri	25	1	5	1	1	0	1	9	2	0	0	1	0	0	0	0	4	5	.291
Apr. 20, 2018	Arkansas	21	11	9	11	3	0	1	15	6	0	1	0	0	0	1	0	3	5	.294
Apr. 21, 2018	Arkansas	38	2	9	2	0	0	0	9	3	0	2	1	1	0	0	0	10	10	.292
Apr. 21, 2018	Arkansas	23	4	6	4	0	1	1	11	2	0	0	0	1	1	0	0	5	6	.291
Apr. 27, 2018	at Texas A&M	24	1	4	1	1	0	0	5	2	0	0	0	1	1	0	0	2	6	.289
Apr. 28, 2018	at Texas A&M	22	0	1	0	1	0	0	2	1	0	0	0	0	0	0	0	8	2	.285
Apr. 29, 2018	at Texas A&M	28	1	7	1	3	0	0	10	0	0	0	1	0	0	0	0	3	6	.284
May 6, 2018	at Chattanooga	26	7	9	4	1	0	1	13	8	0	3	0	0	0	1	0	0	7	.285
May 6, 2018	at Chattanooga	33	9	13	9	2	0	0	15	4	0	0	0	0	0	1	0	1	8	.288
May 9, 2018	vs. Alabama	26	4	4	4	0	0	1	6	9	1	0	0	1	1	0	0	8	12	.285
May 18, 2018	vs. Kennesaw State	25	5	7	5	1	1	0	10	1	0	1	0	0	0	0	0	2	3	.285
May 19, 2018	vs. Florida State	27	1	3	1	0	0	0	3	1	0	0	0	0	0	1	0	8	4	.282
May 19, 2018	vs. Jacksonville State	26	2	6	2	1	0	1	10	3	0	3	0	0	0	0	0	1	6	.281
<b>Totals</b>		<b>1490</b>	<b>295</b>	<b>419</b>	<b>263</b>	<b>62</b>	<b>12</b>	<b>43</b>	<b>634</b>	<b>215</b>	<b>5</b>	<b>99</b>	<b>30</b>	<b>29</b>	<b>26</b>	<b>17</b>	<b>8</b>	<b>221</b>	<b>349</b>	<b>.281</b>



## 2018 PITCHING GAME-BY-GAME

Date	Opponent	IP	H	R	ER	BB	SO	2B	3B	HR	WP	BK	HBP	DP	IBB	Score	W	L	SV	ERA
Feb 8, 2018	Marshall	7.0	6	0	0	1	9	0	0	0	0	0	0	0	0	4-0	1	0	0	0.00
Feb. 8, 2018	Wichita State	7.0	3	0	0	0	6	0	0	0	0	0	0	1	0	2-0	2	0	0	0.00
Feb. 9, 2018	Tennessee Tech	7.0	2	0	0	0	6	1	0	0	0	0	0	0	0	3-0	3	0	0	0.00
Feb. 9, 2018	Furman	7.0	3	0	0	4	6	1	0	0	0	0	1	1	0	2-0	4	0	0	0.00
Feb. 10, 2018	Tennessee Tech	5.0	3	0	0	0	2	0	0	0	0	0	0	1	0	18-0	5	0	0	0.00
Feb. 10, 2018	Furman	6.0	3	1	0	0	5	1	0	0	0	0	0	2	0	9-1	6	0	0	0.00
Feb. 14, 2018	at Troy	7.0	5	0	0	2	11	0	0	0	0	0	0	1	0	5-0	7	0	0	0.00
Feb. 16, 2018	Delaware	5.0	3	0	0	0	4	0	0	0	0	0	0	0	0	15-0	8	0	0	0.00
Feb. 16, 2018	Saint Francis (Pa.)	7.0	7	3	3	0	8	0	0	2	0	0	1	0	0	4-3	9	0	0	0.36
Feb. 17, 2018	Maryland	5.0	1	1	0	1	9	0	0	0	0	0	0	0	0	12-1	10	0	0	0.33
Feb. 17, 2018	Saint Francis (Pa.)	7.0	2	0	0	0	9	0	0	0	0	0	1	1	0	5-0	11	0	0	0.30
Feb. 18, 2018	Maryland	5.0	0	0	0	1	5	0	0	0	0	0	0	0	0	8-0	12	0	0	0.28
Feb. 18, 2018	Georgia State	7.0	1	0	0	2	8	0	0	0	0	0	0	1	0	5-0	13	0	0	0.26
Feb. 21, 2018	at CSUN	7.0	3	0	0	1	9	0	0	0	0	0	1	0	0	8-0	14	0	0	0.24
Feb. 22, 2018	vs. Notre Dame	7.0	6	2	0	3	4	0	0	0	0	0	0	1	0	6-2	15	0	0	0.34
Feb. 22, 2018	vs. Wisconsin	7.0	3	3	2	1	5	0	0	1	0	0	0	0	0	2-3	15	1	0	0.36
Feb. 23, 2018	vs. San Jose State	7.0	5	0	0	0	7	1	0	0	0	0	0	1	0	4-0	16	1	0	0.32
Feb. 24, 2018	vs. Oregon State	7.0	11	7	6	1	7	0	0	3	1	0	0	0	0	10-7	17	1	1	0.66
Feb. 24, 2018	vs. Long Beach State	6.0	9	6	5	3	1	9	9	9	2	9	9	1	9	3-6	17	2	1	0.91
Mar. 2, 2018	UNCW	5.0	3	0	0	0	6	0	1	0	0	0	0	0	0	9-0	18	2	1	0.88
Mar. 2, 2018	Western Carolina	5.0	3	0	0	1	3	0	0	0	1	0	0	0	0	9-0	19	2	1	0.84
Mar. 3, 2018	Western Carolina	7.0	7	2	1	1	3	2	1	0	1	0	0	0	0	5-0	20	2	1	0.80
Mar. 3, 2018	Western Illinois	7.0	7	2	1	1	3	2	1	0	1	0	0	0	0	6-2	21	2	1	0.81
Mar. 4, 2018	Western Illinois	7.0	4	0	0	1	9	0	0	0	0	0	0	0	0	7-0	22	2	1	0.77
Mar. 4, 2018	UNCW	7.0	4	1	1	2	4	1	0	0	0	0	0	0	0	6-1	23	2	1	0.78
Mar. 9, 2018	at LSU	13.2	14	3	2	4	9	0	1	0	0	0	1	0	0	2-3	23	3	1	0.80
Mar. 10, 2018	at LSU	6.2	8	3	1	2	2	1	0	0	1	0	0	0	0	2-3	23	4	1	0.81
Mar. 11, 2018	at LSU	6.0	5	1	1	2	5	0	0	0	0	0	0	1	2	0-1	23	5	1	0.82
Mar. 12, 2018	at Southern Miss	7.0	8	2	2	1	6	0	1	0	0	0	0	0	0	9-2	24	5	1	0.86
Mar. 12, 2018	at Southern Miss	7.0	4	0	0	0	6	0	0	0	1	0	0	0	0	5-0	25	5	1	0.83
Mar. 16, 2018	Alabama	7.0	7	2	2	2	3	0	0	1	0	0	0	1	0	0-2	25	6	1	0.87
Mar. 17, 2018	Alabama	7.0	4	1	0	2	5	0	0	0	1	0	0	1	0	3-1	26	6	1	0.85
Mar. 18, 2018	Alabama	7.0	3	1	1	2	4	1	0	0	0	0	0	0	0	2-1	27	6	1	0.85
Mar. 21, 2018	Alabama State	5.0	1	0	0	1	8	0	0	0	0	0	0	0	0	22-0	28	6	1	0.83
Mar. 23, 2018	Kentucky	7.0	6	1	1	3	1	0	0	0	0	0	0	1	0	3-1	29	6	2	0.84
Mar. 24, 2018	Kentucky	12.0	5	0	0	1	5	0	0	0	0	0	0	0	0	1-0	30	6	2	0.80
Mar. 25, 2018	Kentucky	7.0	8	4	4	2	6	0	0	1	0	0	0	0	0	6-4	31	6	2	0.88
Mar. 30, 2018	at Ole Miss	7.0	6	1	1	0	1	2	0	0	0	0	0	0	0	3-1	32	6	2	0.89
Mar. 31, 2018	at Ole Miss	7.0	8	1	1	2	2	2	0	0	0	0	1	0	0	5-1	33	6	2	0.89
Apr. 1, 2018	at Ole Miss	7.2	12	3	3	0	4	1	0	1	0	0	0	1	0	2-3	33	7	2	0.94
Apr. 4, 2018	Kennesaw State	7.0	5	1	1	0	8	1	0	1	0	0	1	1	0	2-1	34	7	2	0.94
Apr. 6, 2018	Tennessee	8.0	7	2	2	1	3	2	0	0	0	0	0	1	0	1-2	34	8	2	0.97
Apr. 7, 2018	Tennessee	7.0	1	0	0	3	6	0	0	0	0	0	0	0	0	2-0	35	8	2	0.94
Apr. 8, 2018	Tennessee	7.0	3	0	0	2	5	0	0	0	0	0	0	0	0	6-0	36	8	2	0.92
Apr. 13, 2018	at Missouri	6.2	7	5	5	2	3	0	0	3	0	0	0	1	0	4-5	36	9	2	1.01
Apr. 14, 2018	at Missouri	6.0	5	5	5	5	3	1	0	1	0	0	1	0	0	1-5	36	10	2	1.11
Apr. 20, 2018	Arkansas	5.0	3	1	1	2	5	1	0	0	0	0	0	0	0	11-1	37	10	2	1.11
Apr. 21, 2018	Arkansas	10.0	9	4	3	5	2	2	0	1	1	0	0	1	0	2-4	37	11	2	1.14
Apr. 21, 2018	Arkansas	7.0	6	2	1	0	1	0	0	1	0	0	0	0	0	4-2	38	11	2	1.14
Apr. 27, 2018	at Texas A&M	6.0	5	3	3	1	2	1	0	0	0	0	0	1	0	1-3	38	12	2	1.18
Apr. 28, 2018	at Texas A&M	6.2	5	1	1	2	1	0	0	0	0	0	0	1	0	0-1	38	13	2	1.18
Apr. 29, 2018	at Texas A&M	6.0	11	7	7	4	3	2	0	2	1	0	0	0	0	1-7	38	14	2	1.29
May 6, 2018	at Chattanooga	7.0	3	0	0	2	3	0	0	0	0	0	0	2	0	7-0	39	14	2	1.27
May 6, 2018	at Chattanooga	7.0	2	0	0	1	2	1	0	0	0	0	0	0	0	9-0	40	14	2	1.24
May 9, 2018	vs. Alabama	6.0	6	6	5	3	2	2	0	1	1	0	1	0	1	4-6	40	15	2	1.32
May 18, 2018	vs. Kennesaw State	7.0	6	2	2	1	4	0	0	0	0	0	0	1	0	5-2	41	15	2	1.33
May 19, 2018	vs. Florida State	7.0	5	2	2	2	7	1	0	1	0	0	1	0	0	1-2	41	16	2	1.34
May 19, 2018	vs. Jacksonville State	6.0	6	3	3	1	6	1	0	0	0	0	0	0	0	2-3	41	17	2	1.37
<b>Totals</b>		<b>397.1</b>	<b>295</b>	<b>93</b>	<b>78</b>	<b>87</b>	<b>287</b>	<b>30</b>	<b>4</b>	<b>20</b>	<b>12</b>	<b>0</b>	<b>10</b>	<b>25</b>	<b>3</b>	<b>295-93</b>	<b>41</b>	<b>17</b>	<b>2</b>	<b>1.37</b>





**TEAM BATTING**

At bats ..... 52, at LSU (Mar. 9, 2018)  
 Runs scored ..... 22, vs. Alabama State (Mar. 21, 2018)  
 Hits ..... 17, at Southern Miss (Mar. 12, 2018)  
 RBI ..... 20, vs. Alabama State (Mar. 21, 2018)  
 Doubles ..... 5, vs. Tennessee Tech (Feb. 10, 2018)  
 Triples ..... 2, vs. Western Carolina (Mar. 2, 2018)  
 Home runs ..... 4, vs. Western Carolina (Mar. 2, 2018)  
 Total bases ..... 27, vs. Western Carolina (Mar. 2, 2018)  
 Walks ..... 11, vs. Tennessee Tech (Feb. 10, 2018) // vs. Alabama State (Mar. 21, 2018)  
 Strikeouts ..... 16, at LSU (Mar. 9, 2018)  
 Sacrifice hits ..... 2, three times  
 Stolen bases ..... 4, seven times  
 Hit by pitch ..... 4, vs. Tennessee Tech (Feb. 10, 2018)  
 Caught stealing ..... 3, at Missouri (Apr. 13, 2018)  
 Runners LOB ..... 12, at Southern Miss (Mar. 12, 2018) // vs. Alabama (May 9, 2018)  
 Hit into DP ..... 2, at Southern Miss (Mar. 12, 2018)

**TEAM PITCHING**

Innings pitched ..... 13.2, at LSU (Mar. 9, 2018)  
 Runs allowed ..... 7, vs. Oregon State (Feb. 24, 2018) // at Texas A&M (Apr. 29, 2018)  
 Earned runs ..... 7, at Texas A&M (Apr. 29, 2018)  
 Walks allowed ..... 5, at Missouri (Apr. 14, 2018) // vs. Arkansas (Apr. 21, 2018)  
 Strikeouts ..... 11, at Troy (Feb. 14, 2018)  
 Hits allowed ..... 14, at LSU (Mar. 9, 2018)  
 Doubles allowed ..... 2, seven times  
 Triples allowed ..... 1, four times  
 Homers allowed ..... 3, vs. Oregon State (Feb. 23, 2018) // at Missouri (Apr. 13, 2018)  
 Wild pitches ..... 2, vs. Long Beach State (Feb. 24, 2018)  
 Hit batters ..... 1, 10 times

**INDIVIDUAL BATTING**

At bats ..... 6, five times  
 Runs scored ..... 4, Kendall Veach vs. Oregon State (Feb. 24) // Justus Perry vs. Alabama State (Mar. 21)  
 Hits ..... 4, Taylon Snow at Southern Miss (Mar. 12) // Victoria Draper at Chattanooga (May, 6)  
 RBI ..... 5, Justus Perry vs. Tennessee Tech (Feb. 10, 2018)  
 Doubles ..... 2, Alyssa Rivera vs. Tennessee Tech (Feb. 10) and Maryland (Feb. 18)  
 Triples ..... 1, 12 times  
 Home runs ..... 2, Justus Perry vs. Alabama State (Mar. 21, 2018)  
 Total bases ..... 8, Justus Perry vs. Alabama State (Mar. 21, 2018)  
 Walks ..... 3, Casey McCrackin vs. WCU (Mar.3) // Tannon Snow vs. Alabama (May 9)  
 Strikeouts ..... 3, four times  
 Sacrifice hits ..... 1, 26 times  
 Sacrifice flies ..... 1, 17 times  
 Stolen bases ..... 2, 16 times  
 Hit by pitch ..... 2, Victoria Draper vs. SFU (Pa.) (Feb. 17) // Justus Perry vs. LBSU (Feb. 24)  
 Caught stealing ..... 1, 30 times  
 Runners LOB ..... 5, three times

**INDIVIDUAL PITCHING**

Innings pitched ..... 12.0, Kaylee Carlson vs. Kentucky (Mar. 24, 2018)  
 Runs allowed ..... 6, Makayla Martin vs. Long Beach State (Feb. 24, 2018)  
 Earned runs ..... 5, three times  
 Walks allowed ..... 4, Kaylee Carlson at LSU (Mar. 9, 2018)  
 Strikeouts ..... 9, Kaylee Carlson vs. Marshall (Feb. 8) // Makayla Martin vs. Saint Francis (Pa.) (Feb. 17)  
 Hits allowed ..... 8, Makayla Martin at Ole Miss (Mar. 31) // Ashlee Swindle at Ole Miss (Apr. 1)  
 Doubles allowed ..... 2, four times  
 Triples allowed ..... 1, four times  
 Homers allowed ..... 3, Kaylee Carlson at Missouri (Apr. 13, 2018)  
 Wild pitches ..... 2, Makayla Martin vs. Long Beach State (Feb. 24, 2018)  
 Hit batters ..... 1, 10 times

**All-SEC Second Team**

Kaylee Carlson

**All-SEC Freshman Team**

Taylon Snow

**NFCA All-Region First Team**

Victoria Draper

**NFCA All-Region Second Team**

Kaylee Carlson

**Preseason All-SEC**

Kaylee Carlson, Alyssa Rivera

**SEC All-Defensive Team**

Kaylee Carlson

**SEC Community Service Team**

Victoria Draper

**SEC Freshman of the Week**

Makenna Dowell

**SEC Player of the Week**

Victoria Draper

**Senior CLASS Award Candidate**

Kaylee Carlson

**Senior CLASS Award Finalist**

Kaylee Carlson

**Senior CLASS Award Second Team All-American**

Kaylee Carlson

**Top 50 for USA Softball Player of the Year**

Kaylee Carlson



---

# RECORD BOOK

---



**BATTING AVERAGE**

1.	2015	339
2.	2016	317
3.	2005	308
4.	2014	305
5.	1999	287
6.	2000	286
7.	2018	281
8.	2006	280
9.	2013	279
	2011	279

**AT-BATS**

1.	2016	1,888
2.	1997	1,828
3.	2015	1,788
4.	2005	1,729
5.	2000	1,721
6.	2001	1,706
7.	2002	1,601
8.	2014	1,585
9.	2017	1,577
10.	1999	1,564

**RUNS**

1.	2016	556
2.	2015	526
3.	2014	440
4.	2005	375
5.	2017	334
6.	2018	295
7.	2001	284
	1999	284
9.	2002	276
10.	2013	273

**HITS**

1.	2015	606
2.	2016	599
3.	2005	532
4.	2000	492
5.	2014	484
6.	2001	473
7.	1997	470
8.	1999	449
9.	2017	437
10.	2002	436

**DOUBLES**

1.	2000	106
2.	2016	99
3.	2015	97
	2011	97
5.	2001	95
6.	2005	94
7.	2014	87
8.	2002	84
9.	2017	75
10.	2004	74

**TRIPLES**

1.	2005	16
2.	2017	15
3.	2016	13
4.	2008	12
	2018	12
6.	2015	11
7.	2012	10
	2006	10
9.	2013	9
10.	2011	8

**HOME RUNS**

1.	2015	99
2.	2016	89
3.	2014	83
4.	2005	68
5.	2017	51
6.	2002	48
7.	2001	47
8.	2012	46
9.	2018	43
10.	2006	42

**RBI**

1.	2016	499
2.	2015	474
3.	2014	411
4.	2005	318
5.	2017	303
6.	2018	263
7.	2001	246
8.	2000	238
9.	2011	236
10.	2002	235

**TOTAL BASES**

1.	2015	1,022
2.	2016	991
3.	2005	862
4.	2014	822
5.	2000	724
6.	2001	717
7.	2017	695
8.	2002	672
9.	2011	644
10.	2006	639

**SLUGGING PERCENTAGE**

1.	2015	.572
2.	2016	.525
3.	2014	.519
4.	2005	.499
5.	2017	.441
6.	2011	.428
7.	2018	.426
8.	2006	.421
	2000	.421
10.	2002	.420
	2001	.420

**WALKS**

1.	2015	356
2.	2016	349
3.	2017	286
4.	2014	270
5.	2018	215
6.	2005	201
7.	2013	177
8.	2011	160
9.	2009	158
10.	2002	156

**HIT-BY-PITCHES**

1.	2016	68
2.	2015	66
	2014	66
4.	2008	63
5.	2012	53
6.	2007	49
7.	2000	44
8.	2009	43
9.	2017	42
10.	1999	40

**ON-BASE PERCENTAGE**

1.	2015	460
2.	2016	437
3.	2014	423
4.	2017	399
5.	2005	384
6.	2013	379
	2018	379
8.	2006	359
9.	2011	358
10.	2000	350

**STOLEN BASES**

1.	2004	106
2.	2018	99
3.	1999	87
4.	2005	78
5.	2013	74
6.	2002	72
7.	2009	70
	1997	70
9.	1998	62
10.	2011	61



## TEAM SINGLE-SEASON PITCHING RECORDS

**ERA**

1.	2018	1.37
2.	2004	1.40
3.	2017	1.74
4.	2006	1.78
5.	2008	2.01
6.	2016	2.19
7.	2005	2.21
8.	2010	2.23
9.	2001	2.31
10.	2002	2.34

**WINS**

1.	2016	58
2.	2015	56
3.	2005	50
4.	2017	49
5.	2014	42
	2004	42
7.	2018	41
8.	2011	40
9.	2008	38
	2002	38

**COMPLETE GAMES**

1.	2005	40
2.	2014	35
3.	2004	34
4.	2002	33
5.	2009	32
	2006	32
7.	2017	31
	1997	31
9.	2011	28
10.	2003	27
	1999	27

**SHUTOUTS**

1.	2004	24
2.	2018	23
3.	2017	20
4.	2016	19
	2008	19
6.	2005	17
7.	2006	14
	2002	14
9.	2014	13
	2012	13
	1999	13

**SAVES**

1.	2008	9
	2005	9
	2000	9
4.	2016	7
	2010	7
	2006	7
	1998	7
8.	2017	6
	2014	6
10.	2011	5
	2001	5

**INNINGS PITCHED**

1.	1997	483.1
2.	2016	454.1
3.	2000	442.1
4.	2005	437.2
5.	2015	431.0
6.	2002	427.2
7.	2001	425.0
8.	2009	418.0
9.	2008	411.1
10.	2004	409.2

**HITS ALLOWED**

1.	2004	226
2.	2012	282
	2007	282
4.	2018	295
5.	2006	300
6.	2010	310
7.	2011	323
8.	2008	326
9.	2009	337
10.	2005	339

**RUNS ALLOWED**

1.	2018	93
2.	2004	108
3.	2017	127
4.	2012	144
5.	2008	160
	2007	160
7.	2006	162
8.	2011	171
	2010	171
10.	2016	179
	2005	179

**EARNED RUNS ALLOWED**

1.	2018	78
2.	2004	82
3.	2006	100
4.	2017	101
5.	2012	108
6.	2008	118
7.	2010	123
8.	2007	127
9.	2005	138
10.	2011	139

**WALKS ALLOWED**

1.	2018	87
2.	2017	95
3.	2012	100
4.	2008	124
5.	2000	128
6.	2010	132
7.	2013	133
8.	2011	135
9.	2001	137
10.	1999	146

**STRIKEOUTS**

1.	2008	499
2.	2007	492
3.	2004	467
4.	2009	456
5.	2006	432
	2005	432
7.	2010	431
8.	2011	388
9.	2002	368
10.	2003	348

**DOUBLES ALLOWED**

1.	2018	30
2.	2007	38
3.	1998	42
4.	2016	43
5.	2006	44
6.	2010	45
	2009	45
	2004	45
9.	2012	46
	2005	46

**TRIPLES ALLOWED**

1.	2015	2
2.	2013	3
3.	2018	4
	2016	4
	2006	4
	2005	4
7.	2017	5
	2012	5
	2004	5
10.	2014	6
	2007	6

**HOME RUNS ALLOWED**

1.	1998	11
2.	1997	12
3.	2017	17
	2004	17
5.	2000	19
6.	2018	20
7.	2006	25
	2002	25
9.	2012	28
10.	2008	29
	2007	29
	1999	29

**OPPONENT BATTING AVERAGE**

1.	2004	.160
2.	2012	.204
	2018	.204
4.	2006	.208
5.	2008	.209
6.	2007	.211
	2005	.211
8.	2009	.215
9.	2010	.218
10.	2011	.222



**BATTING AVERAGE (MIN. 70 AB)**

1. Mary Petrie (2000).....	454
2. Emily Carosone (2015).....	438
3. Kasey Cooper (2016).....	422
4. Kasey Cooper (2014).....	418
5. Tiffany Howard (2015).....	415
6. Brannndi Melero (2014).....	404
7. Emily Carosone (2016).....	399
8. Holly Currie (2005).....	394
9. Emily Carosone (2014).....	392
10. Kasey Cooper (2015).....	391

**AT-BATS**

1. Tiffany Howard (2016).....	246
2. Kim Blair (1997).....	236
3. Ashley Griffin (2005).....	213
Ashley Moore (2000).....	213
Ashley Moore (2001).....	209
5. Tiffany Howard (2015).....	207
Michelle Martin (2000).....	207
8. Ashley Camp (1997).....	202
9. Brannndi Melero (2015).....	201
10. Kyndall White (2009).....	200

**HITS**

1. Tiffany Howard (2016).....	96
2. Tiffany Howard (2015).....	86
3. Emily Carosone (2015).....	85
4. Kim Blair (1997).....	81
5. Ashley Moore (2001).....	80
6. Kasey Cooper (2016).....	79
7. Emily Carosone (2016).....	77
8. Holly Currie (2005).....	76
9. Kasey Cooper (2015).....	75
10. Kasey Cooper (2014).....	74

**RUNS**

1. Emily Carosone (2015).....	88
2. Tiffany Howard (2016).....	78
3. Emily Carosone (2016).....	73
4. Tiffany Howard (2015).....	72
5. Emily Carosone (2014).....	70
Kasey Cooper (2014).....	70
7. Kasey Cooper (2016).....	69
8. Morgan Estell (2014).....	64
9. Morgan Estell (2013).....	60
10. Haley Fagan (2015).....	58

**RBI**

1. Kasey Cooper (2016).....	83
2. Emily Carosone (2015).....	80
3. Brannndi Melero (2014).....	78
4. Kasey Cooper (2014).....	77
5. Jade Rhodes (2016).....	74
6. Emily Carosone (2016).....	67
7. Holly Currie (2005).....	65
8. Kasey Cooper (2015).....	64
Brannndi Melero (2015).....	64
10. Jade Rhodes (2015).....	58

**DOUBLES**

1. Ashley Moore (2001).....	22
2. Ashley Camp (1997).....	21
3. Carlee Wallace (2017).....	20
Holly Currie (2005).....	20
5. Kasey Cooper (2016).....	19
Morgan Estell (2014).....	19
7. Emily Carosone (2015).....	18
Morgan Estell (2011).....	18
9. Ashley Griffin (2003).....	17
Jen Kraemer (2000).....	17
Ashley Moore (2000).....	17

**TRIPLES**

1. Tiffany Howard (2015).....	6
2. Kendall Veach (2017).....	4
Tiffany Howard (2016).....	4
Sara Dean (2005).....	4
5. Taylon Snow (2018).....	3
Kasey Cooper (2017).....	3
Carlee Wallace (2017).....	3
Whitney Jordan (2016).....	3
Carlee Wallace (2016).....	3
Morgan Estell (2013).....	3
Lauren Guzman (2012).....	3
Lauren Guzman (2011).....	3
Brittany Scott (2008).....	3
Myesha Finney (2006).....	3
Lolani Alvarez (2005).....	3
Lauren Walton (2005).....	3
Amy Shaw (2005).....	3
Ashley Camp (1997).....	3

**HOME RUNS**

1. Kasey Cooper (2016).....	21
2. Jade Rhodes (2016).....	20
3. Jade Rhodes (2015).....	19
4. Kasey Cooper (2014).....	18
Emily Carosone (2015).....	18
Kasey Cooper (2015).....	18
7. Holly Currie (2005).....	17
Ashley Moore (2002).....	17
9. Brannndi Melero (2014).....	15
10. Kyndall White (2010).....	14

**WALKS**

1. Kasey Cooper (2016).....	71
2. Kasey Cooper (2017).....	49
Kasey Cooper (2015).....	49
4. Carlee Wallace (2016).....	46
5. Morgan Estell (2014).....	45
6. Tiffany Howard (2015).....	43
Kasey Cooper (2014).....	43
8. Carlee Wallace (2017).....	42
9. Emily Carosone (2016).....	41
Morgan Estell (2015).....	41

**HIT-BY-PITCH**

1. Emily Carosone (2014).....	33
2. Emily Carosone (2016).....	25
3. Myesha Finney (2009).....	21
4. Myesha Finney (2007).....	19
Emily Carosone (2015).....	19
6. Myesha Finney (2008).....	18
7. Baylee Stephens (2012).....	17
8. Sarah Orozco (2000).....	14
9. Caitlin Jordan (2012).....	12
Starr Dorsey (2008).....	12

**ON-BASE PERCENTAGE (MIN. 70 AB)**

1. Kasey Cooper (2016).....	581
2. Emily Carosone (2014).....	560
3. Emily Carosone (2015).....	552
4. Emily Carosone (2016).....	544
5. Mary Petrie (2000).....	531
6. Kasey Cooper (2015).....	524
Tiffany Howard (2015).....	525
Kasey Cooper (2014).....	527
9. Brannndi Melero (2014).....	518
10. Morgan Estell (2015).....	495
Morgan Estell (2014).....	496

**SLUGGING PERCENTAGE (MIN. 70 AB)**

1. Emily Carosone (2015).....	809
2. Mary Petrie (2000).....	782
3. Kasey Cooper (2014).....	780
4. Holly Currie (2005).....	772
5. Kyndall White (2010).....	758
Kasey Cooper (2015).....	745
7. Brannndi Melero (2014).....	737
8. Ashley Moore (2002).....	697
9. Mary Petrie (2001).....	685
10. Ashley Moore (2001).....	656

**TOTAL BASES**

1. Kasey Cooper (2016).....	163
2. Emily Carosone (2015).....	157
3. Holly Currie (2005).....	149
4. Kasey Cooper (2015).....	143
5. Kasey Cooper (2014).....	138
6. Jade Rhodes (2016).....	137
Ashley Moore (2001).....	137
8. Emily Carosone (2016).....	129
9. Brannndi Melero (2014).....	126
10. Mary Petrie (2001).....	124

**STOLEN BASES**

1. Victoria Draper (2018).....	38
2. Shannon Anderson (2004).....	33
3. Shannon Anderson (2002).....	21
4. Shannon Anderson (2003).....	19
5. Kim Blair (1998).....	19
6. Chris Steiner (1999).....	18
7. Kristina McCain (2005).....	16
8. Ashley Griffin (2005).....	15
9. Kim Blair (1997).....	14
10. Emily Carosone (2013).....	13
Marcella Passarelli (2000).....	13
Sara Dean (2004).....	13

**ERA (MIN. 100 IP)**

1.	Kristen Keyes (2004)	1.06
2.	Makayla Martin (2018)	1.36
	Kaylee Carlson (2017)	1.36
4.	Kaylee Carlson (2018)	1.37
5.	Anna Thompson (2010)	1.46
6.	Angel Bunner (2011)	1.53
7.	Makayla Martin (2016)	1.57
8.	Jen Lofton (2001)	1.62
9.	Anna Thompson (2007)	1.72
10.	Kristen Keyes (2002)	1.78

**WINS**

1.	Kaylee Carlson (2017)	27
	Kristen Keyes (2004)	27
3.	Lexi Davis (2015)	26
4.	Holly Currie (2005)	24
5.	Beth DiPietro (2005)	23
6.	Lexi Davis (2014)	22
7.	Kaylee Carlson (2018)	21
	Kristen Keyes (2002)	21
9.	Kaylee Carlson (2016)	19
	Holly Currie (2006)	19

**COMPLETE GAMES**

1.	Lexi Davis (2014)	24
2.	Kristen Keyes (2004)	23
	Kristen Keyes (2002)	23
4.	Kaylee Carlson (2017)	21
5.	Holly Currie (2006)	20
	Holly Currie (2005)	20
7.	Beth DiPietro (2005)	18
8.	Anna Thompson (2009)	16
	Kristen Keyes (2003)	16
10.	Marcy Harper (2013)	14
	Anna Thompson (2007)	14

**SHUTOUTS**

1.	Kristen Keyes (2004)	13
2.	Holly Currie (2006)	9
	Holly Currie (2005)	9
4.	Beth DiPietro (2005)	7
5.	Kaylee Carlson (2017)	7
	Lexi Davis (2014)	6
	Anna Thompson (2010)	6
	Kristen Keyes (2002)	6
9.	Makayla Martin (2017)	5
	Angel Bunner (2012)	5
	Anna Thompson (2007)	5
	Anna Thompson (2007)	5
	Janet Spivey (2003)	5

**SAVES**

1.	Kristen Keyes (2002)	9
2.	Jen Lofton (2000)	6
3.	Anna Thompson (2008)	5
	Holly Currie (2006)	5
	Holly Currie (2005)	5
6.	Kaylee Carlson (2017)	5
	Rachael Walters (2015)	4
	Lexi Davis (2014)	4
	Anna Thompson (2010)	4
	Beth DiPietro (2005)	4
	Mary Petrie (1998)	4

**INNINGS PITCHED**

1.	Kristen Keyes (2004)	243.1
2.	Lexi Davis (2014)	225.1
3.	Kristen Keyes (2002)	220.2
4.	Holly Currie (2006)	219.0
5.	Holly Currie (2005)	208.1
6.	Kaylee Carlson (2017)	206.1
7.	Beth DiPietro (2005)	200.2
8.	Anna Thompson (2009)	199.1
9.	Anna Thompson (2007)	187.0
10.	Kaylee Carlson (2018)	183.2

**MOST APPEARANCES**

1.	Kristen Keyes (2002)	50
2.	Rachael Walters (2015)	47
3.	Holly Currie (2005)	46
4.	Lexi Davis (2014)	45
	Jen Lofton (2000)	45
6.	Beth DiPietro (2005)	44
7.	Lexi Davis (2015)	43
	Kristen Keyes (2004)	43
9.	Holly Currie (2006)	42
10.	Kaylee Carlson (2017)	41

**GAMES STARTED**

1.	Lexi Davis (2014)	34
2.	Kaylee Carlson (2017)	33
	Holly Currie (2005)	33
4.	Holly Currie (2006)	32
	Brenda Espinoza (1997)	32
6.	Beth DiPietro (2005)	31
7.	Kaylee Carlson (2018)	30
	Kristen Keyes (2004)	30
	Kristen Keyes (2002)	30
	Jaime Rasmussen (2000)	30

**WALKS ALLOWED (MIN. 100 IP)**

1.	Angel Bunner (2012)	22
2.	Lauren Schmalz (2012)	30
3.	Renee Sease (1997)	31
4.	Makayla Martin (2018)	33
	Kaylee Carlson (2018)	33
6.	Jen Lofton (2001)	35
7.	Janet Spivey (2003)	36
8.	Makayla Martin (2016)	38
9.	Lauren Schmalz (2011)	40
10.	Kaylee Carlson (2017)	41
	Anna Thompson (2008)	41

**STRIKEOUTS**

1.	Kristen Keyes (2004)	320
2.	Anna Thompson (2007)	291
3.	Holly Currie (2006)	286
4.	Anna Thompson (2010)	282
5.	Anna Thompson (2009)	269
6.	Holly Currie (2005)	250
7.	Anna Thompson (2008)	236
8.	Kristen Keyes (2002)	211
9.	Kristen Keyes (2003)	196
10.	Jenee Loree (2009)	170

**STRIKEOUTS PER 7 IP (MIN. 100 IP)**

1.	Anna Thompson (2010)	11.8
2.	Anna Thompson (2007)	10.9
3.	Anna Thompson (2008)	10.4
4.	Anna Thompson (2009)	9.5
5.	Kristen Keyes (2004)	9.2
6.	Holly Currie (2006)	9.1
7.	Holly Currie (2007)	8.7
8.	Brittany Day (2008)	8.5
9.	Holly Currie (2005)	8.4
10.	Lauren Schmalz (2011)	8.0

**OPPONENT BATTING AVERAGE (MIN. 100 IP)**

1.	Kristen Keyes (2004)	.134
2.	Anna Thompson (2010)	.148
3.	Anna Thompson (2007)	.169
4.	Jenee Loree (2012)	.174
5.	Anna Thompson (2009)	.181
6.	Holly Currie (2006)	.183
7.	Holly Currie (2005)	.184
8.	Anna Thompson (2008)	.187
9.	Kristen Keyes (2002)	.201
10.	Makayla Martin (2018)	.202

**CAUGHT STEALING PERCENTAGE**

1.	Elizabeth Eisterhold (2009)	.474 (18-38)
2.	Sara Dean (2004)	.407 (22-54)
	Tatiana Fernandez (2006)	.407 (24-59)
4.	Sara Dean (2005)	.404 (19-47)
5.	Elizabeth Eisterhold (2010)	.393 (13-33)

**RUNNERS CAUGHT STEALING**

1.	Tatiana Fernandez (2006)	24-59
2.	Deni Zeigler (2002)	23-61
3.	Elizabeth Eisterhold (2009)	22-61
	Sara Dean (2004)	22-54
5.	Sara Dean (2005)	19-47



**BATTING AVERAGE (MIN. 250 AB)**

1.	Emily Carosone (2013-16)	406
2.	Kasey Cooper (2014-17)	387
3.	Morgan Estell (2011-15)	367
4.	Mary Petrie (1998-2001)	365
5.	Tiffany Howard (2013-16)	362
6.	Victoria Draper (2014-18)	348
7.	Kim Blair (1997-99)	345
8.	Branndi Melero (2012-15)	340
9.	Ashley Moore (1999-2002)	341
10.	Jen Kraemer (1999-2001)	327

**HITS**

1.	Emily Carosone (2013-16)	285
2.	Kasey Cooper (2014-17)	280
3.	Morgan Estell (2011-15)	261
	Ashley Moore (1999-2002)	261
5.	Tiffany Howard (2013-16)	260
6.	Branndi Melero (2012-15)	228
	Mary Petrie (1998-2001)	228
8.	Sara Dean (2002-05)	226
9.	Ashley Griffin (2003-06)	212
10.	Holly Currie (2004-07)	205

**RUNS**

1.	Emily Carosone (2013-16)	267
2.	Morgan Estell (2011-15)	261
3.	Kasey Cooper (2014-17)	232
4.	Tiffany Howard (2013-16)	223
5.	Ashley Moore (1999-2002)	171
6.	Branndi Melero (2012-15)	165
7.	Victoria Draper (2014-18)	155
8.	Ashley Griffin (2003-06)	147
9.	Kristina McCain (2004-06)	129
10.	Jade Rhodes (2013-16)	124

**RBI**

1.	Kasey Cooper (2014-17)	270
2.	Emily Carosone (2013-16)	218
3.	Branndi Melero (2012-15)	208
4.	Jade Rhodes (2013-16)	179
5.	Mary Petrie (1998-2001)	157
6.	Holly Currie (2004-07)	151
7.	Morgan Estell (2011-15)	145
8.	Ashley Moore (1999-2002)	128
9.	Sara Dean (2002-05)	124
10.	Carlee Wallace (2015-17)	123
	Tatiana Fernandez (2006-09)	123

**DOUBLES**

1.	Morgan Estell (2011-15)	61
2.	Ashley Moore (1999-2002)	58
3.	Emily Carosone (2013-16)	56
4.	Kasey Cooper (2014-17)	52
5.	Ashley Griffin (2003-06)	46
	Holly Currie (2004-07)	43
	Sara Dean (2002-05)	43
8.	Carlee Wallace (2015-17)	41
	Kyndall White (2008-2011)	41
9.	Tatiana Fernandez (2006-09)	40
	Mary Petrie (1998-2001)	40

**TRIPLES**

1.	Tiffany Howard (2013-16)	11
2.	Sara Dean (2002-05)	8
3.	Carlee Wallace (2015-17)	6
	Lauren Guzman (2009-12)	6
5.	<b>Kendall Veach (2016-P)</b>	<b>5</b>
	Branndi Melero (2012-15)	5
	Kyndall White (2008-11)	5
	Myesha Finney (2006-09)	5
	Brittany Scott (2005-08)	5
	Ashley Griffin (2003-06)	5

**HOME RUNS**

1.	Kasey Cooper (2014-17)	67
2.	Jade Rhodes (2013-16)	46
3.	Emily Carosone (2013-16)	44
4.	Mary Petrie (1998-2001)	42
5.	Branndi Melero (2012-15)	40
	Ashley Moore (1999-2002)	40
7.	Holly Currie (2004-07)	36
8.	Elizabeth Eisterhold (2009-12)	34
9.	Kyndall White (2008-11)	28
10.	Haley Fagan (2014-17)	23
	Morgan Estell (2011-15)	23
	Tatiana Fernandez (2006-09)	23
	Ashley Griffin (2003-06)	23
	Sara Dean (2002-05)	23

**HIT-BY-PITCH**

1.	Emily Carosone (2013-16)	85
2.	Myesha Finney (2006-09)	67
3.	Morgan Estell (2011-15)	27
4.	Ashley Moore (1999-2002)	26
5.	Branndi Melero (2012-15)	24
	Sarah Orozco (1999-2000)	24
7.	Baylee Stephens (2010-13)	23
8.	Tiffany Howard (2013-16)	21
9.	Starr Dorsey (2005-08)	20
10.	Lindsey Chitwood (2001-04)	19

**ON-BASE PERCENTAGE (MIN. 250 AB)**

1.	Emily Carosone (2013-16)	534
2.	Kasey Cooper (2014-17)	530
3.	Morgan Estell (2011-15)	490
4.	Mary Petrie (1998-2001)	446
5.	Carlee Wallace (2015-17)	441
	Tiffany Howard (2013-16)	441
7.	Branndi Melero (2012-15)	440
	Kristina McCain (2004-06)	440
9.	Victoria Draper (2014-18)	423
10.	Ashley Moore (1999-2002)	422

**SLUGGING PERCENTAGE (MIN. 250 AB)**

1.	Kasey Cooper (2014-17)	748
2.	Emily Carosone (2013-16)	679
3.	Mary Petrie (1998-2001)	634
4.	Branndi Melero (2012-15)	584
5.	Ashley Moore (1999-2002)	582
6.	Jade Rhodes (2013-16)	575
7.	Morgan Estell (2011-15)	560
	Holly Currie (2004-07)	560
9.	Haley Fagan (2014-17)	556
10.	Carlee Wallace (2015-17)	533

**GAMES PLAYED**

1.	Kasey Cooper (2014-17)	257
2.	Emily Carosone (2013-16)	251
3.	Morgan Estell (2011-15)	250
4.	Tiffany Howard (2013-16)	249
	Sara Dean (2002-05)	249
6.	Ashley Moore (1999-2002)	247
7.	Sara Ghezzi (2004-07)	242
8.	Ashley Griffin (2003-06)	241
9.	Branndi Melero (2012-15)	236
	Deni Zeigler (2000-03)	236

**GAMES STARTED**

1.	Kasey Cooper (2014-17)	256
2.	Emily Carosone (2013-16)	251
3.	Morgan Estell (2011-15)	250
4.	Tiffany Howard (2013-16)	246
5.	Sara Dean (2002-05)	244
	Ashley Moore (1999-2002)	244
7.	Sara Ghezzi (2004-07)	240
	Ashley Griffin (2003-06)	240
9.	Deni Zeigler (2000-03)	232
10.	Lauren Guzman (2009-12)	231

**STOLEN BASES**

1.	Shannon Anderson (2002-04)	73
2.	Victoria Draper (2014-18)	56
2.	Ashley Griffin (2003-06)	42
3.	Chris Steiner (1997-99)	37
4.	Kim Blair (1997-99)	35
5.	Lauren Walton (2004-07)	34
6.	Lauren Guzman (2009-12)	32
	Ashley Moore (1999-2002)	32
	Marcella Passarelli (1998-2001)	32
9.	Kristina McCain (2004-06)	30
10.	Morgan Estell (2011-15)	27
	Kyndall White (2008-11)	27
	Sara Dean (2002-05)	27

**ERA (MIN. 400 IP)**

1.	Kaylee Carlson (2016-18)	1.61
2.	<b>Makayla Martin (2016-P)</b>	<b>1.66</b>
3.	Kristen Keyes (2002-04)	1.77
4.	Anna Thompson (2007-10)	1.87
5.	Beth DiPietro (2004-06)	1.96
6.	Holly Currie (2004-07)	2.01
7.	Angel Bunner (2008-12)	2.24
8.	Jenee Loree (2009-12)	2.32
9.	Lexi Davis (2013-16)	3.35
10.	Marcy Harper (2013-16)	3.49

**WINS**

1.	Kaylee Carlson (2016-18)	67
2.	Lexi Davis (2013-16)	62
3.	Holly Currie (2004-07)	60
	Kristen Keyes (2002-04)	60
5.	Anna Thompson (2007-10)	59
6.	Marcy Harper (2013-16)	52
7.	<b>Makayla Martin (2016-P)</b>	<b>50</b>
8.	Beth DiPietro (2004-06)	45
9.	Angel Bunner (2008-12)	44
10.	Jenee Loree (2009-12)	36

**COMPLETE GAMES**

1.	Kristen Keyes (2002-04)	64
2.	Anna Thompson (2007-10)	54
3.	Holly Currie (2004-07)	50
4.	Kaylee Carlson (2016-18)	44
5.	Lexi Davis (2013-16)	37
6.	Beth DiPietro (2004-06)	35
7.	Jenee Loree (2009-12)	32
8.	Marcy Harper (2013-16)	30
9.	Denisse Montalvo (1997-99)	29
10.	Jaime Rasmussen (1999-2001)	26

**SHUTOUTS**

1.	Holly Currie (2004-07)	23
	Kristen Keyes (2004-07)	23
3.	Anna Thompson (2007-10)	18
4.	Kaylee Carlson	14
5.	Beth DiPietro (2004-06)	13
6.	<b>Makayla Martin (2016-P)</b>	<b>11</b>
	Lexi Davis (2013-16)	11
	Jenee Loree (2009-12)	11
9.	Angel Bunner (2008-12)	10
10.	Lauren Schmalz (2008-12)	7

**SAVES**

1.	Anna Thompson (2007-10)	13
2.	Holly Currie (2004-07)	11
	Kristen Keyes (2002-04)	11
4.	Kaylee Carlson (2016-18)	8
	Lauren Schmalz (2008-12)	8
	Beth DiPietro (2004-06)	8
7.	Mary Petrie (1998-2001)	7
8.	Rachael Walters (2015-16)	6
	Angel Bunner (2008-12)	6
	Jen Lofton (2000-02)	6

**INNINGS PITCHED**

1.	Anna Thompson (2007-10)	713.0
2.	Holly Currie (2004-07)	644.0
3.	Kristen Keyes (2002-04)	637.0
4.	Lexi Davis (2013-16)	545.2
5.	Kaylee Carlson (2016-18)	520.2
6.	Jenee Loree (2009-12)	480.2
7.	Marcy Harper (2013-16)	469.0
8.	Angel Bunner (2008-12)	459.0
9.	Jen Lofton (2000-02)	420.2
10.	Beth DiPietro (2004-06)	418.0

**MOST APPEARANCES**

1.	Anna Thompson (2007-10)	151
2.	Holly Currie (2004-07)	143
3.	Lexi Davis (2013-16)	134
4.	Kristen Keyes (2002-04)	125
5.	Angel Bunner (2008-12)	118
6.	Marcy Harper (2013-16)	117
	Jenee Loree (2009-12)	117
8.	Kaylee Carlson (2016-18)	106
9.	Beth DiPietro (2004-06)	100
10.	Jen Lofton (2000-02)	97

**GAMES STARTED**

1.	Holly Currie (2004-07)	105
2.	Anna Thompson (2007-10)	94
3.	Lexi Davis (2013-16)	90
4.	Kristen Keyes (2002-04)	88
5.	Kaylee Carlson (2016-18)	85
6.	Marcy Harper (2013-16)	83
	Jenee Loree (2009-12)	83
8.	Denisse Montalvo (1997-99)	67
	<b>Makayla Martin (2016-P)</b>	<b>67</b>
10.	Beth DiPietro (2004-06)	63

**WALKS ALLOWED**

1.	Holly Currie (2004-07)	333
2.	Anna Thompson (2007-10)	239
3.	Lexi Davis (2013-16)	229
4.	Kristen Keyes (2002-04)	226
5.	Marcy Harper (2013-16)	217
6.	Jenee Loree (2009-12)	189
7.	Beth DiPietro (2004-06)	180
8.	Kaylee Carlson (2016-18)	122
9.	<b>Makayla Martin (2016-P)</b>	<b>121</b>
10.	Lauren Schmalz (2008-12)	106

**STRIKEOUTS**

1.	Anna Thompson (2007-10)	1,078
2.	Holly Currie (2004-07)	782
3.	Kristen Keyes (2002-04)	727
4.	Jenee Loree (2009-12)	480
5.	Lauren Schmalz (2008-12)	364
6.	Marcy Harper (2013-16)	359
7.	Beth DiPietro (2004-06)	348
8.	Lexi Davis (2013-16)	347
9.	Denisse Montalvo (1997-99)	341
10.	Angel Bunner (2008-12)	326

**STRIKEOUTS PER 7 IP (MIN. 150 IP)**

1.	Anna Thompson (2007-10)	10.6
2.	Holly Currie (2004-07)	8.5
3.	Kristen Keyes (2002-04)	8.0
4.	Lauren Schmalz (2008-12)	7.3
5.	Jenee Loree (2009-12)	6.9
6.	Brittany Day (2005-08)	6.7
7.	Denisse Montalvo (1997-99)	5.8
	Beth DiPietro (2004-06)	5.8
8.	Rachael Walters (2015-16)	5.5
9.	Marcy Harper (2013-16)	5.4
10.	Jen Lofton (2000-02)	5.0

**OPPONENT BATTING AVERAGE (MIN. 400 IP)**

1.	Anna Thompson (2007-10)	.172
2.	Kristen Keyes (2002-04)	.181
3.	Holly Currie (2004-07)	.191
4.	Jenee Loree (2009-12)	.211
5.	Kaylee Carlson (2016-18)	.215
6.	<b>Makayla Martin (2016-P)</b>	<b>.217</b>
7.	Angel Bunner (2008-12)	.226
8.	Beth DiPietro (2004-06)	.227
9.	Marcy Harper (2013-16)	.233
10.	Lexi Davis (2013-16)	.256

**CAUGHT STEALING PERCENTAGE**

1.	Sara Dean (2002-05)	402 (41-102)
2.	Elizabeth Eisterhold (2009-12)	378 (70-185)
3.	Carlee Wallace (2015-17)	343 (23-44)
4.	Tatiana Fernandez (2006-09)	324 (55-170)
5.	Deni Zeigler (2000-03)	301 (40-133)

**RUNNERS CAUGHT STEALING**

1.	Elizabeth Eisterhold (2009-12)	70-185
2.	Tatiana Fernandez (2006-09)	55-170
3.	Michelle Martin (1998-01)	41-237
	Sara Dean (2002-05)	41-102
5.	Deni Zeigler (2000-03)	40-133





**PERFECT GAMES**

1. Holly Currie vs. College of Charleston.....2/11/05
2. Kaylee Carlson vs. Ohio State.....3/18/17

**NO-HITTERS**

1. Brenda Espinoza vs. Jacksonville State.....2/26/97
2. Denisse Montalvo/Mary Petrie vs. AA&M...2/14/99
3. Kristen Keyes vs. Georgia Tech.....4/23/03
4. Holly Currie vs. College of Charleston.....2/11/05
5. Holly Currie vs. Mercer .....2/18/06
6. Holly Currie vs. Missouri .....2/24/06
7. Beth DiPietro vs. Florida.....3/28/06
8. Holly Currie vs. Tennessee Tech.....4/3/06
9. Holly Currie vs. Ole Miss.....5/6/06
10. Holly Currie vs. Marist .....5/19/06
11. Holly Currie vs. Georgia State.....2/14/07
12. Jenee Loree vs. Texas A&M-CC.....2/6/09
13. Jenee Loree vs. Austin Peay .....2/21/09
14. Anna Thompson vs. Louisiana Tech .....3/5/10
15. Jenee Loree vs. IPFW .....2/11/12
16. Jenee Loree vs. Presbyterian.....3/11/12
17. Marcy Harper vs. Savannah State .....3/14/13
18. Marcy Harper vs. Radford.....3/14/14
19. Lexi Davis vs. IPFW .....3/14/14
20. Marcy Harper vs. Savannah State .....3/15/14
21. Marcy Harper vs. Appalachian State.....2/11/16
22. Rachel Walters vs. Samford.....3/16/16
23. Makayla Martin/Ashlee Swindle vs. Yale...2/25/17
24. Kaylee Carlson vs. Ohio State.....3/18/17
25. Makayla Martin vs. Maryland.....2/18/18



Kaylee Carlson tossed just the second perfect game in program history on March 18, 2017 against Ohio State.



Marcy Harper pitched back-to-back no-hitters on March 14 and 15, 2014. Her latter vs. Savannah State was the third-straight no-hitter for the team. Harper finished her collegiate career with four no-hitters.



Holly Currie holds the program record with seven career no-hitters. Five alone came in her 2006 campaign, also a school record for a single season.

**BATTING AVERAGE (MIN. 100 AB)**

1997	Kim Blair	343
1998	Mary Petrie	346
1999	Marcella Passarelli	331
2000	Mary Petrie	454
2001	Ashley Moore	383
2002	Ashley Moore	343
2003	Ashley Griffin	291
2004	Sara Dean	333
2005	Holly Currie	394
2006	Sara Ghezzi	357
2007	Holly Currie	321
2008	Brittany Scott	283
2009	Myesha Finney	333
2010	Kyndall White	356
2011	Morgan Estell	376
2012	Lauren Guzman	333
2013	Emily Carosone	389
2014	Kasey Cooper	418
2015	Emily Carosone	438
2016	Kasey Cooper	422
2017	Alyssa Rivera	371
2018	Victoria Draper	373

**HITS**

1997	Kim Blair	81
1998	Kim Blair/Mary Petrie	56
1999	Michelle Martin/Ashley Moore	55
2000	Jen Kraemer	70
2001	Ashley Moore	80
2002	Kasey Angulo	64
2003	Ashley Griffin	51
2004	Sara Dean	58
2005	Holly Currie	76
2006	Kristina McCain	61
2007	Holly Currie	52
2008	Brittany Scott	52
2009	Kyndall White	55
2010	Amber Harrison	48
2011	Morgan Estell	62
2012	Lauren Guzman	61
2013	Emily Carosone	61
2014	Kasey Cooper	74
2015	Tiffany Howard	86
2016	Tiffany Howard	96
2017	Carlee Wallace	57
2018	Victoria Draper	60

**RUNS**

1997	Kim Blair	43
1998	Mary Petrie	22
1999	Marcella Passarelli	39
2000	Ashley Moore	40
2001	Ashley Moore	50
2002	Ashley Moore	50
2003	Ashley Griffin	22
2004	Ashley Griffin	34
2005	Kristina McCain	55
2006	Kristina McCain	43
2007	Sara Ghezzi	22
2008	Brittany Scott	28
2009	Myesha Finney/Kyndall White	26
2010	Caitlin Stangl	26
2011	Morgan Estell	38
2012	Brooke Lathan	34

2013	Morgan Estell	60
2014	Emily Carosone/Kasey Cooper	70
2015	Emily Carosone	88
2016	Tiffany Howard	78
2017	Victoria Draper	44
2018	Victoria Draper	40

**RBI**

1997	Chris Steiner	28
1998	Mary Petrie	35
1999	Mary Petrie	40
2000	Mary Petrie	43
2001	Ashley Moore	40
2002	Kasey Angulo	41
2003	Paige Jones/Deni Zeigler	18
2004	Sara Dean	30
2005	Holly Currie	65
2006	Tatiana Fernandez	41
2007	Holly Currie	32
2008	Tatiana Fernandez	34
2009	Myesha Finney/Tatiana Fernandez	24
2010	Kyndall White	34
2011	Kelsey Cartwright/Lauren Guzman	31
2012	Elizabeth Eisterhold	41
2013	Branndi Melero	46
2014	Branndi Melero	78
2015	Emily Carosone	80
2016	Kasey Cooper	83
2017	Carlee Wallace	52
2018	Courtney Shea/Alyssa Rivera	33

**DOUBLES**

1997	Ashley Camp	21
1998	Mary Petrie	10
1999	4 tied	8
2000	Jen Kraemer/Ashley Moore	17
2001	Ashley Moore	22
2002	Kasey Angulo	16
2003	Ashley Griffin	17
2004	Sara Dean	14
2005	Holly Currie	20
2006	Tatiana Fernandez/Kristina McCain	12
2007	Ashley Arcuri	11
2008	Tatiana Fernandez	13
2009	Tatiana Fernandez/Kyndall White	11
2010	Amber Harrison/Kyndall White	11
2011	Morgan Estell	18
2012	Lauren Guzman/Brooke Lathan	10
2013	Emily Carosone	14
2014	Morgan Estell	19
2015	Emily Carosone	18
2016	Kasey Cooper	19
2017	Carlee Wallace	20
2018	Courtney Shea	10

**TRIPLES**

1997	Ashley Camp	3
1998	Ashley Camp/Marcella Passarelli	1
1999	Chris Steiner	2
2000	Jen Kraemer	2
2001	4 tied	4
2002	4 tied	1
2003	Shannon Anderson	2
2004	Sara Dean/Ashley Griffin	2
2005	Sara Dean	4
2006	Myesha Finney	3
2007	Brittany Scott	2
2008	Brittany Scott	3
2009	Amber Harrison/Kyndall White	1
2010	Krista Clyde/Megan Mitchell	1
2011	Lauren Guzman	3
2012	Lauren Guzman	3
2013	Morgan Estell	3
2014	Emily Carosone	1
2015	Tiffany Howard	6
2016	Tiffany Howard	4
2017	Kendall Veach	4
2018	Taylor Snow	3

**HOME RUNS**

1997	Chris Steiner	2
1998	Mary Petrie	7
1999	Mary Petrie	12
2000	Mary Petrie	10
2001	Mary Petrie	13
2002	Ashley Moore	17
2003	Kasey Angulo	5
2004	Ashley Griffin	6
2005	Holly Currie	17
2006	Tatiana Fernandez/Sara Ghezzi/Ashley Griffin	8
2007	Holly Currie	9
2008	Jorja Bell/Tatiana Fernandez	7
2009	Elizabeth Eisterhold/Myesha Finney	7
2010	Kyndall White	14
2011	Morgan Estell/Amber Harrison/Kyndall White	6
2012	Elizabeth Eisterhold	12
2013	Branndi Melero	10
2014	Kasey Cooper	18
2015	Jade Rhodes	19
2016	Kasey Cooper	21
2017	Kendall Veach	12
2018	Alyssa Rivera	9

**HIT-BY-PITCH**

1997	Ashley Camp	8
1998	Kim Blair	3
1999	Sarah Orozco	12
2000	Sarah Orozco	14
2001	Ashley Moore	10
2002	Lindsey Chitwood	7
2003	Ashley Griffin	7
2004	5 tied	3
2005	Lolani Alvarez	7
2006	Myesha Finney	9
2007	Myesha Finney	19
2008	Myesha Finney	18
2009	Myesha Finney	21
2010	Katie Colton	10
2011	Kelsey Cartwright	11
2012	Caitlin Jordan	12
2013	Emily Carosone	8
2014	Emily Carosone	33
2015	Emily Carosone	19
2016	Emily Carosone	25
2017	Kasey Cooper	7
2018	Justus Perry	6

**ON-BASE PERCENTAGE (MIN. 100 AB)**

1997	Kim Blair	370
1998	Mary Petrie	398
1999	Marcella Passarelli/Mary Petrie	392
2000	Mary Petrie	431
2001	Mary Petrie	475
2002	Ashley Moore	463
2003	Sara Dean	339
2004	Sara Dean	403
2005	Holly Currie	464
2006	Kristina McCain	481
2007	Tatiana Fernandez	414
2008	Tatiana Fernandez	423
2009	Myesha Finney	467
2010	Kyndall White	418
2011	Morgan Estell	478
2012	Caitlin Jordan	385
2013	Morgan Estell	482
2014	Emily Carosone	560
2015	Tiffany Howard	525
2016	Kasey Cooper	581
2017	Kasey Cooper	480
2018	Victoria Draper	460

**SLUGGING PERCENTAGE (MIN. 100 AB)**

1997	Ashley Camp	.446
1998	Mary Petrie	.537
1999	Mary Petrie	.564
2000	Mary Petrie	.782
2001	Mary Petrie	.685
2002	Ashley Moore	.697
2003	Ashley Griffin	.451
2004	Sara Dean	.523
2005	Holly Currie	.772
2006	Sara Ghezzi	.594
2007	Holly Currie	.543
2008	Tatiana Fernandez	.500
2009	Myesha Finney	.526
2010	Kyndall White	.758
2011	Morgan Estell	.594
2012	Brooke Lathan	.548
2013	Brannndi Melero	.654
2014	Kasey Cooper	.780
2015	Emily Carosone	.809
2016	Kasey Cooper	.872
2017	Carlee Wallace	.599
2018	Casey McCrackin	.550

**STOLEN BASES**

1997	Kim Blair	14
1998	Kim Blair	19
1999	Chris Steiner	18
2000	Ashley Moore	10
2001	Kim Freeland/Jennifer Hammock	6
2002	Shannon Anderson	21
2003	Shannon Anderson	19
2004	Shannon Anderson	33
2005	Kristina McCain	16
2006	Lauren Walton	9
2007	Lauren Walton	8
2008	Brittany Scott	7
2009	Myesha Finney/Amber Harrison	10
2010	Kelsey Cartwright	8
2011	Caitlin Stangl	13
2012	Lauren Guzman	7
2013	Emily Carosone	13
2014	Emily Carosone/Morgan Estell/Tiffany Howard	3
2015	Kasey Cooper	7
2016	Tiffany Howard	11
2017	Victoria Draper	9
2018	Victoria Draper	38

**ERA (MIN. 50 IP)**

1997	Renee Sease.....	1.93
1998	Mary Petrie.....	1.62
1999	Nicole Groves.....	2.04
2000	Jennifer Lofton.....	2.78
2001	Jennifer Lofton.....	1.62
2002	Kristen Keyes.....	1.74
2003	Kristen Keyes.....	2.75
2004	Kristen Keyes.....	1.06
2005	Holly Currie.....	1.98
2006	Holly Currie.....	1.79
2007	Anna Thompson.....	1.72
2008	Brittany Day.....	1.85
2009	Anna Thompson.....	2.28
2010	Anna Thompson.....	1.46
2011	Angel Bunner.....	1.53
2012	Lauren Schmalz.....	1.80
2013	Marcy Harper.....	2.96
2014	Lexi Davis.....	2.89
2015	Rachael Walters.....	2.91
2016	Makayla Martin.....	1.57
2017	Kaylee Carlson.....	1.36
2018	Makayla Martin.....	1.36

**WINS**

1997	Brenda Espinoza.....	13
1998	Erika Koivula.....	6
1999	Nicole Groves/Denisse Montalvo.....	11
2000	Jennifer Lofton.....	14
2001	Lily DuBois/Jennifer Lofton/Jaime Rasmussen.....	9
2002	Kristen Keyes.....	21
2003	Kristen Keyes.....	12
2004	Kristen Keyes.....	27
2005	Holly Currie.....	24
2006	Holly Currie.....	19
2007	Anna Thompson.....	15
2008	Anna Thompson.....	12
2009	Anna Thompson.....	15
2010	Anna Thompson.....	17
2011	Angel Bunner.....	16
2012	Angel Bunner.....	13
2013	Marcy Harper.....	16
2014	Lexi Davis.....	22
2015	Lexi Davis.....	26
2016	Kaylee Carlson.....	19
2017	Kaylee Carlson.....	27
2018	Kaylee Carlson.....	21

**COMPLETE GAMES**

1997	Denisse Montalvo.....	13
1998	Erika Koivula/Denisse Montalvo.....	6
1999	Nicole Groves.....	13
2000	Jaime Rasmussen.....	12
2001	Jaime Rasmussen.....	10
2002	Kristen Keyes.....	30
2003	Kristen Keyes.....	16
2004	Kristen Keyes.....	25
2005	Holly Currie.....	20
2006	Holly Currie.....	20

2007	Anna Thompson.....	14
2008	Anna Thompson.....	13
2009	Anna Thompson.....	16
2010	Anna Thompson.....	11
2011	Lauren Schmalz.....	11
2012	Angel Bunner.....	11
2013	Marcy Harper.....	14
2014	Lexi Davis.....	24
2015	Rachael Walters.....	8
2016	Kaylee Carlson.....	16
2017	Kaylee Carlson.....	21
2018	Kaylee Carlson.....	13

**SHUTOUTS**

1997	Brenda Espinoza.....	6
1998	Erika Koivula.....	1
1999	Nicole Groves/Denisse Montalvo.....	4
2000	Jaime Rasmussen.....	4
2001	Jennifer Lofton.....	3
2002	Kristen Keyes.....	6
2003	Janet Spivey.....	5
2004	Kristen Keyes.....	13
2005	Holly Currie.....	9
2006	Holly Currie.....	9
2007	Anna Thompson.....	5
2008	Anna Thompson.....	236
2009	Jenee Loree.....	3
2010	Anna Thompson.....	6
2011	Angel Bunner.....	4
2012	Angel Bunner.....	5
2013	Lexi Davis.....	2
2014	Lexi Davis.....	6
2015	Lexi Davis/Marcy Harper/Rachael Walters.....	1
2016	Kaylee Carlson.....	4
2017	Kaylee Carlson.....	6
2018	Kaylee Carlson.....	4

**SAVES**

1997	Renee Sease.....	3
1998	Mary Petrie.....	4
1999	Nicole Groves.....	3
2000	Jennifer Lofton.....	6
2001	Jaime Rasmussen.....	3
2002	Kristen Keyes.....	9
2003	Kristen Keyes.....	1
2004	Beth DiPietro.....	2
2005	Holly Currie.....	5
2006	Holly Currie.....	5
2007	Anna Thompson.....	3
2008	Anna Thompson.....	5
2009	Jenee Loree/Anna Thompson.....	1
2010	Anna Thompson.....	4
2011	Angel Bunner/Lauren Schmalz.....	2
2012	Lauren Schmalz.....	3
2013	Marcy Harper/Hilary Mavromat.....	2
2014	Lexi Davis.....	4
2015	Rachael Walters.....	4
2016	Kaylee Carlson/Makayla Martin/Rachel Walters.....	2
2017	Kaylee Carlson.....	4
2018	Kaylee Carlson.....	2

**INNINGS PITCHED**

1997	Brenda Espinoza.....	176.0
1998	Denisse Montalvo.....	115.2
1999	Nicole Groves.....	164.2
2000	Jennifer Lofton.....	173.2
2001	Jaime Rasmussen.....	142.0
2002	Kristen Keyes.....	220.2
2003	Kristen Keyes.....	173.0
2004	Kristen Keyes.....	243.1
2005	Holly Currie.....	208.1
2006	Holly Currie.....	219.0
2007	Anna Thompson.....	187.0
2008	Anna Thompson.....	159.1
2009	Anna Thompson.....	199.1
2010	Anna Thompson.....	167.1
2011	Angel Bunner.....	156.0
2012	Jenee Loree.....	131.1
2013	Marcy Harper.....	161.0
2014	Lexi Davis.....	225.1
2015	Lexi Davis.....	152.1
2016	Kaylee Carlson.....	130.2
2017	Kaylee Carlson.....	206.1
2018	Kaylee Carlson.....	183.2

**MOST APPEARANCES**

1997	Brenda Espinoza.....	35
1998	Denisse Montalvo/Mary Petrie.....	28
1999	Nicole Groves.....	37
2000	Jennifer Lofton.....	45
2001	Jaime Rasmussen.....	35
2002	Kristen Keyes.....	50
2003	Kristen Keyes.....	32
2004	Kristen Keyes.....	43
2005	Holly Currie.....	46
2006	Holly Currie.....	42
2007	Anna Thompson.....	40
2008	Anna Thompson.....	32
2009	Anna Thompson.....	39
2010	Anna Thompson.....	40
2011	Angel Bunner.....	33
2012	Lauren Schmalz.....	31
2013	Marcy Harper.....	34
2014	Lexi Davis.....	45
2015	Rachael Walters.....	47
2016	Rachael Walters.....	33
2017	Kaylee Carlson.....	41
2018	Kaylee Carlson.....	35



**YEARLY PITCHING LEADERS**

**GAMES STARTED**

1997	Brenda Espinoza	32
1998	Brenda Espinoza	20
1999	Denisse Montalvo	26
2000	Jaime Rasmussen	30
2001	Lily DuBois	24
2002	Kristen Keyes	30
2003	Kristen Keyes	26
2004	Kristen Keyes	32
2005	Holly Currie	33
2006	Holly Currie	20
2007	Anna Thompson	23
2008	Anna Thompson	32
2009	Anna Thompson	28
2010	Anna Thompson	40
2011	Angel Bunner/Jenee Loree	20
2012	Jenee Loree	21
2013	Marcy Harper	23
2014	Lexi Davis	34
2015	Lexi Davis	26
2016	Kaylee Carlson	22
2017	Kaylee Carlson	33
2018	Kaylee Carlson	30

**FEWEST WALKS (MIN. 50 IP)**

1997	Renee Sease	31
1998	Mary Petrie	15
1999	Jaime Rasmussen	31
2000	Jaime Rasmussen	46
2001	Jeffiner Lofton	35
2002	Jennifer Lofton	59
2003	Janet Spivey	36
2004	Beth DiPietro	36
2005	Beth DiPietro	78
2006	Beth DiPietro	66
2007	Brittany Day	23
2008	Angel Bunner	17
2009	Jenee Loree	66
2010	Angel Bunner	22
2011	Jenee Loree	39
2012	Angel Bunner	22
2013	Hilary Mavromat	29
2014	Lexi Davis	71
2015	Marcy Harper	54
2016	Lexi Davis	22
2017	Kaylee Carlson	41
2018	Kaylee Carlson/Makayla Martin	33

**STRIKEOUTS**

1997	Denisse Montalvo	132
1998	Denisse Montalvo	83
1999	Denisse Montalvo	126
2000	Jennifer Lofton	97
2001	Lily DuBois	81
2002	Kristen Keyes	211
2003	Kristen Keyes	196
2004	Kristen Keyes	320
2005	Holly Currie	250
2006	Holly Currie	286
2007	Anna Thompson	291
2008	Anna Thompson	236
2009	Anna Thompson	269
2010	Anna Thompson	282
2011	Lauren Schmalz	147
2012	Jenee Loree	133
2013	Marcy Harper	123
2014	Lexi Davis	145
2015	Rachael Walters	118
2016	Kaylee Carlson	71
2017	Kaylee Carlson	117
2018	Kaylee Carlson	121

**STRIKEOUTS PER 7 IP (MIN. 50 IP)**

1997	Denisse Montalvo	5.7
1998	Denisse Montalvo	5.0
1999	Denisse Montalvo	6.6
2000	Jennifer Lofton	3.9
2001	Jennifer Lofton	5.3
2002	Kristen Keyes	6.7
2003	Kristen Keyes	7.9
2004	Kristen Keyes	9.2
2005	Holly Currie	8.4
2006	Holly Currie	9.1
2007	Anna Thompson	10.9
2008	Anna Thompson	10.4
2009	Anna Thompson	9.4
2010	Anna Thompson	11.8
2011	Jenee Loree	8.1
2012	Jenee Loree	7.1
2013	Marcy Harper	5.3
2014	Marcy Harper	6.7
2015	Rachael Walters	5.5
2016	Rachael Walters	5.6
2017	Makayla Martin	4.7
2018	Makayla Martin	4.9

**OPPONENT BATTING AVERAGE (MIN. 50 IP)**

1997	Renee Sease	.239
1998	Brenda Espinoza	.241
1999	Nicole Groves	.242
2000	Jennifer Lofton	.248
2001	Jennifer Lofton	.241
2002	Kristen Keyes	.199
2003	Kristen Keyes	.218
2004	Kristen Keyes	.134
2005	Holly Currie	.184
2006	Holly Currie	.183
2007	Anna Thompson	.169
2008	Anna Thompson	.187
2009	Anna Thompson	.181
2010	Anna Thompson	.148
2011	Angel Bunner	.205
2012	Jenee Loree	.174
2013	Marcy Harper	.238
2014	Marcy Harper	.210
2015	Rachael Walters	.238
2016	Rachael Walters	.210
2017	Kaylee Carlson	.210
2018	Makayla Martin	.202



## TEAM

**Batting**

Most At-Bats .....	52 (2x), last vs. Ole Miss (3/7/2009)
Most Runs Scored.....	28, vs. Butler (2/13/2016)
Most Hits .....	26, vs. Butler (2/13/2016)
Most RBI.....	28, vs. Butler (2/13/2016)
Most Doubles .....	10, vs. Wichita State (2/19/2000)
Most Triples.....	3, vs. Ole Miss (3/31/2001)
Most Home Runs.....	5 (5x), last vs. Indiana State (2/28/2016)
Most Total Bases .....	47, vs. Butler (2/13/2016)
Most Walks.....	16, vs. Louisiana (5/22/2015)
Most Strikeouts.....	20 (2x), at Tennessee (4/1/2011)
Most Sac Hits.....	5 (6x), last vs. Maryland (3/1/2014)
Most Stolen Bases.....	8, vs. Alabama A&M (2/14/1999)
Most HBP .....	5 (3x), last vs. Marshall (2/14/2014)
Most Runners LOB .....	20, vs. Louisiana (5/22/2015)

**Fielding**

Most Putouts .....	42, at Mississippi State (3/18/2016)
Most Assists .....	21, vs. Arkansas (3/24/2001)
Most Errors.....	7 (2x), last at Alabama State (3/6/2013)
Most Double Plays.....	4, vs. Louisiana (5/23/2015)

**Pitching**

Most Runs Allowed .....	16, vs. Iowa (3/6/2005)
Most Earned Runs Allowed.....	16, vs. Iowa (3/6/2005)
Most Hits Allowed.....	18, vs. LSU (3/19/1999)
Most Strikeouts.....	18 (2x), vs. Illinois State (2/26/2010)
Most Walks Allowed.....	12 (2x), last at Tennessee (4/30/2016)

**Miscellaneous**

Longest Game .....	5:00, vs. Alabama A&M (2/14/1999)
Shortest Game.....	1:05, at Georgia (3/17/2001)
Most Innings .....	14, at Mississippi State (3/18/2016)
Longest Winning Streak.....	17 games, (3/20/2016-4/20/2016)
Longest Home Winning Streak.....	26 games, (4/18/2015-3/9/2016)
Longest Road Winning Streak .....	9 games, (3/20/2016-4/17/2016)
Longest Losing Streak.....	10 games, (4/7/2001-4/21/2001)
Longest Home Losing Streak.....	8 games, (3/29/2005-5/2/2005)
Longest Road Losing Streak .....	7 games, (4/4/1998-4/13/1998)
Largest Winning Margin.....	26 (2x), 26-0 vs. Alabama A&M (2/14/1999)
.....	28-2, vs. Butler (2/13/2016)
Largest Losing Margin.....	15, 16-1 vs. Iowa (3/6/2005)
Highest Attendance, Home.....	2,620, vs. James Madison (2/25/2017)
Highest Attendance, Road.....	4,015 (3x), last at Alabama (5/7/2017)
Highest Attendance, Neutral.....	9,515, vs. UCLA (5/30/2015)

## INDIVIDUAL

**Batting**

Most At-Bats .....	7 (4x), last Tiffany Howard at Mississippi State (3/18/2016)
Most Runs Scored.....	5, Kim Blair vs. Alabama A&M (2/14/2009)
Most Hits .....	5, Jade Rhodes at Arkansas (4/16/2016)
Most RBI.....	10, Holly Currie vs. Alabama State (2/9/2005)
Most Doubles .....	3 (4x), last Brooke Lathan vs. UCLA (3/3/2012)
Most Triples.....	2 (3x), last Kendall Veach at Georgia (4/2/2017)
Most Home Runs.....	3 (2x), last Jade Rhodes at Ole Miss (3/14/2015)
Most Total Bases .....	12 (3x), last Jade Rhodes at Ole Miss (3/14/2015)
Most Walks.....	4 (6x), last Haley Fagan at Georgia (3/31/2017)
Most Strikeouts.....	4 (7x), last Branndi Melero vs. NDSU (5/17/2014)
Most Sac Hits.....	2 (15x), last Maris Medina at Alabama (3/23/2013)
Most Stolen Bases.....	3 (4x), last Morgan Estell at Alabama (3/23/2013)
Most HBP .....	3 (3x), last Emily Carosone vs. Ball State (3/15/2014)

**Fielding**

Most Putouts .....	19 (3x), last Justus Perry at LSU (3/9/2018)
Most Assists .....	8 (2x), last Whitney Jordan vs. Arizona (5/28/2016)
Most Errors.....	3 (4x), last Taylon Snow at LSU (3/9/2018)

**Pitching**

Most Innings .....	13.0, Jen Lofton vs. Florida State (4/15/2000)
Most Runs Allowed .....	12 (2x), last Anna Thompson vs. Georgia (4/19/2009)
Most Earned Runs Allowed.....	11 (3x), last Lexi Davis vs. Alabama (4/18/2015)
Most Hits Allowed.....	16, Holly Ragsdale vs. Georgia (4/18/2009)
Most Strikeouts.....	18, Anna Thompson vs. Middle Tennessee (2/20/2009)
Most Walks Allowed.....	16, Holly Ragsdale vs. Georgia (4/18/2009)

**Auburn Cycles**

3/12/2005.....	Holly Currie vs. Arkansas (4 AB, 4 H, 1B, 2B, 3B, HR, R, 6 RBI)
----------------	---



---

# HONORS & AWARDS

---

**ALL-AMERICA**

2001	Ashley Moore	Second Team
2004	Sara Dean	Third Team
	Kristen Keyes	Third Team
2005	Holly Currie	Second Team
	Paige Jones	Third Team
2014	Brannndi Melero	First Team
	Kasey Cooper	Second Team
	Emily Carosone	Third Team
2015	Emily Carosone	First Team
	Kasey Cooper	First Team
	Tiffany Howard	Third Team
2016	Kasey Cooper	First Team
	Emily Carosone	Second Team
	Jade Rhodes	Third Team
2017	Kaylee Carlson	Third Team

**ALL-REGION**

2000	Jen Kraemer	First Team
2001	Michelle Martin	First Team
	Ashley Moore	First Team
	Jen Kraemer	Second Team
2002	Ashley Moore	First Team
2004	Sara Dean	First Team
	Kristen Keyes	Second Team
2005	Holly Currie	First Team
	Paige Jones	First Team
2014	Brannndi Melero	First Team
	Kasey Cooper	First Team
	Emily Carosone	Third Team
2015	Emily Carosone	First Team
	Kasey Cooper	First Team
	Jade Rhodes	First Team
	Tiffany Howard	First Team
	Brannndi Melero	Second Team
	Morgan Estell	Third Team
2016	Emily Carosone	First Team
	Kasey Cooper	First Team
	Tiffany Howard	First Team
	Jade Rhodes	Second Team
	Carlee Wallace	Second Team
2017	Carlee Wallace	First Team
	Kaylee Carlson	Second Team
	Kasey Cooper	Second Team
	Alyssa Rivera	Third Team
2018	Victoria Draper	First Team
	Kaylee Carlson	Second Team

**ESPNW NATIONAL PLAYER OF THE YEAR**

2016 Kasey Cooper

**NFCA NATIONAL FRESHMAN OF THE YEAR**

2014 Kasey Cooper (Co)

**NFCA ALL-REGION COACHING STAFF OF THE YEAR**

2016 Coaching Staff

**NCAA ELITE 90 WINNER**

2016 Kasey Cooper

**SENIOR CLASS AWARD FINALIST**

2017 Kasey Cooper

**SENIOR CLASS AWARD ALL-AMERICAN**

2017	Kasey Cooper	First Team
2018	Kaylee Carlson	Second Team

**USA SOFTBALL NATIONAL PLAYER OF THE WEEK**

2015 Emily Carosone (March 11)

**ESPN THE MAGAZINE ALL-ACADEMIC**

2005 Paige Jones.....Third

**ESPN THE MAGAZINE ALL-ACADEMIC REGION IV**

2005	Paige Jones	First Team
2008	Anna Thompson	Second Team
2009	Anna Thompson	Second Team
2010	Anna Thompson	First Team
2011	Jenee Loree	Second Team

**CAPITAL ONE COSIDA ACADEMIC ALL-DISTRICT**

2015	Kasey Cooper
	Tiffany Howard
2016	Kasey Cooper
2017	Kasey Cooper
	Victoria Draper

**CAPITAL ONE COSIDA ACADEMIC ALL-AMERICAN**

2015	Kasey Cooper
	Tiffany Howard
2016	Kasey Cooper
2017	Kasey Cooper

**SEC SCHOLAR-ATHLETE OF THE YEAR**

2016	Kasey Cooper
2017	Kasey Cooper

**ALL-SEC**

1997	Kim Blair	Second Team
1998	Mary Petrie	Second Team
2000	Mary Petrie	First Team
2001	Jen Kraemer	First Team
	Ashley Moore	First Team
	Mary Petrie	First Team
2002	Ashley Moore	First Team
	Kasey Angulo	Second Team
2004	Sara Dean	First Team
	Shannon Anderson	Second Team
	Kristen Keyes	Second Team
2005	Sara Dean	First Team
	Sara Ghezzi	First Team
	Paige Jones	First Team
	Holly Currie	Second Team
2006	Sara Ghezzi	Second Team
	Kristina McCain	Second Team
2007	Ashley Arcuri	Second Team
2008	Anna Thompson	Second Team
2009	Myesha Finney	Second Team
2010	Kyndall White	Second Team
2012	Lauren Guzman	Second Team
2013	Brannndi Melero	Second Team
2014	Brannndi Melero	First Team
	Emily Carosone	Second Team
	Kasey Cooper	Second Team

2015	Emily Carosone	First Team
	Kasey Cooper	First Team
	Tiffany Howard	Second Team
	Jade Rhodes	Second Team
2016	Kasey Cooper	First Team
	Jade Rhodes	Second Team
2017	Kaylee Carlson	First Team
	Carlee Wallace	First Team
	Kasey Cooper	Second Team
2018	Kaylee Carlson	Second Team

**SEC ALL-FRESHMAN TEAM**

2004	Sara Ghezzi, Kristina McCain
2006	Tatiana Fernandez
2007	Anna Thompson
2011	Morgan Estell
2012	Brannndi Melero
2013	Emily Carosone, Tiffany Howard
2014	Kasey Cooper
2017	Alyssa Rivera
2018	Taylon Snow

**SEC ALL-TOURNAMENT TEAM**

1997	Ashley Camp, catcher
	Brenda Espinoza, pitcher
2001	Michelle Martin, catcher
2004	Paige Jones, designated player
2005	Amy Shaw, outfielder
2011	Angel Bunner, pitcher
	Lauren Guzman, shortstop
2015	Emily Carosone, second base
	Kasey Cooper, third base
	Haley Fagan, shortstop
	Marcy Harper, pitcher
2016	Kaylee Carlson, pitcher
	Emily Carosone, second base
	Tiffany Howard, outfield
	Carlee Wallace, catcher
2017	Kaylee Carlson, pitcher
	Kendall Veach, first base

**SEC TOURNAMENT MVP**

2015	Emily Carosone
2016	Emily Carosone

**SEC FRESHMAN OF THE YEAR**

2002 Sara Dean (Co)

**SEC COACH OF THE YEAR**

2002	Tina Deese (Co)
2015	Clint Myers





**SEC PITCHER OF THE WEEK**

2002	Kristen Keyes .....	April 22
	Kristen Keyes .....	May 6
2003	Kristen Keyes .....	April 14
2004	Kristen Keyes .....	March 8
	Kristen Keyes .....	April 26
2005	Holly Currie .....	April 25
2006	Holly Currie .....	Feb. 27
2008	Brittany Day .....	March 31
2009	Anna Thompson .....	Feb. 25
2010	Anna Thompson .....	March 8
	Anna Thompson .....	March 15
	Anna Thompson .....	May 10
2011	Lauren Schmalz .....	May 2
2012	Lauren Schmalz .....	Feb. 20
	Jenee Loree .....	Feb. 27
	Jenee Loree .....	March 12
2017	Kaylee Carlson .....	May 8

**SEC PLAYER OF THE WEEK**

1999	Ashley Moore .....	March 2
	Marcella Passarelli .....	March 30
	Wendy Cork .....	April 27
2000	Jen Kraemer .....	March 26
	Marie Petrie .....	May 1
2001	Ashley Moore .....	Feb. 19
	Marie Petrie .....	May 7
2002	Sara Dean .....	April 1
2004	Sara Dean .....	March 29
2005	Sara Dean .....	April 4
	Paige Jones .....	May 2
2010	Kyndall White .....	May 10
2015	Brannndi Melero .....	April 6
	Emily Carosone .....	March 10
2016	Kasey Cooper .....	March 7
	Jade Rhodes .....	April 18
	Emily Carosone .....	April 25
2017	Haley Fagan .....	March 14
	Carlee Wallace .....	April 4
	Kasey Cooper .....	May 2
2018	Victoria Draper .....	March 5

**SEC FRESHMAN OF THE WEEK**

2006	Tatiana Fernandez .....	April 17
2007	Anna Thompson .....	Feb. 19
2007	Anna Thompson .....	April 30
2009	Jenee Loree .....	Feb. 9
2014	Kasey Cooper .....	March 10
	Kasey Cooper .....	April 28
2017	Alyssa Rivera .....	April 10
2018	Makenna Dowell .....	March 27

**SEC ALL-DEFENSIVE TEAM**

2008	Myesha Finney .....	Outfield
2009	Myesha Finney .....	Outfield
2013	Morgan Estell .....	Outfield
2015	Emily Carosone .....	Infield
	Kasey Cooper .....	Infield
	Tiffany Howard .....	Outfield
2016	Emily Carosone .....	Infield
	Kasey Cooper .....	Infield
	Jade Rhodes .....	Infield
2017	Kaylee Carlson .....	Pitcher
	Kasey Cooper .....	Infield
	Carlee Wallace .....	Catcher
2018	Kaylee Carlson .....	Pitcher

**SEC COMMUNITY SERVICE TEAM**

2003	Kim Freeland
2005	Anne Norton
2006	Jorja Bell
2007	Jorja Bell
2008	Jorja Bell
2009	Anna Thompson
2010	Morgan Murphy
2011	Morgan Murphy
2012	Morgan Murphy
2013	Baylee Stephens
2014	Hilary Mavromat
2015	Jordan Rocker
2016	Anna Gibbs
2017	Kasey Cooper
2018	Victoria Draper

**WCWS ALL-TOURNAMENT TEAM**

2016	Emily Carosone .....	Infield
	Kasey Cooper .....	Infield
	Tiffany Howard .....	Outfield
	Makayla Martin .....	Pitcher
	Jade Rhodes .....	Infield

**PUERTO VALLARTA CHALLENGE ALL-TOURNAMENT TEAM**

2017	Kaylee Carlson .....	Pitcher
	Makayla Martin .....	Pitcher
	Kendall Veach .....	Infield
	Carlee Wallace .....	Catcher



---

# ALL-TIME RESULTS

---





**1997**  
**34-35 (15-15 SEC)**

**Head Coach: Tina Deese**

**SEC Tournament (3rd in SEC West)**

Date	Opponent	Result
2/18	at Samford	W, 4-2 (10)
	at Samford	W, 4-3
2/21	# vs. No. 6 Iowa	L, 7-5 (8)
	# vs. Michigan State	L, 5-3
2/22	# vs. Michigan State	L, 4-3
	# vs. No. 21 Notre Dame	L, 4-2
	# vs. Toledo	W, 6-1
2/23	# vs. Wisconsin	L, 8-4
	# vs. Wisconsin	L, 2-0
2/26	JACKSONVILLE STATE	W, 7-0
	JACKSONVILLE STATE	W, 3-0
3/1	\$ at FAU	L, 4-2
	\$ vs. Central Michigan	L, 5-0
	\$ vs. Harvard	W, 6-5
3/2	\$ vs. Central Michigan	W, 2-0
	\$ vs. Harvard	L, 5-4
	\$ at FAU	W, 3-1
3/3	\$ vs. Harvard	L, 9-4
	\$ at FAU	L, 7-0
3/7	at Charleston Southern	W, 5-0
	at Charleston Southern	W, 9-1
3/8	% at Coastal Carolina	W, 6-3
	% vs. Charlotte	W, 7-3
3/9	% vs. Radford	L, 5-4
	% at Coastal Carolina	W, 6-5
3/11	at Jacksonville State	W, 5-1
	at Jacksonville State	L, 2-0
3/15	* LSU	L, 5-0
	* LSU	L, 4-1
3/16	* LSU	L, 5-4
	* LSU	L, 8-2
3/21	* TENNESSEE	L, 6-2
	* TENNESSEE	L, 8-2
3/23	* KENTUCKY	W, 5-4 (9)
	* KENTUCKY	W, 5-0
3/28	^ vs. Canisius	L, 3-1
	^ vs. Middle Tennessee	L, 10-5
3/29	^ at Georgia Tech	L, 4-0
	^ vs. Youngstown State	W, 9-8
4/2	* at Alabama	W, 1-0 (9)
	* at Alabama	L, 4-3
4/5	* ARKANSAS	W, 7-6 (10)
	* ARKANSAS	W, 2-1 (8)
4/6	* ARKANSAS	W, 2-0
	* ARKANSAS	W, 9-0
4/11	FLORIDA A&M	L, 3-2
	FLORIDA A&M	W, 9-1
4/13	* FLORIDA	L, 3-1
	* FLORIDA	W, 5-2
4/16	* ALABAMA	L, 3-1
	* ALABAMA	W, 3-2 (8)
4/19	* at Ole Miss	W, 7-4
	* at Ole Miss	W, 4-2
4/20	* at Ole Miss	W, 9-4

	* at Ole Miss	L, 5-0
4/25	* at Georgia	L, 1-0
	* at Georgia	W, 6-4 (8)
4/27	* at No. 3 South Carolina	L, 4-0
	* at No. 3 South Carolina	L, 4-2
5/2	No. 17 FLORIDA STATE	L, 2-0 (11)
	No. 17 FLORIDA STATE	W, 2-1 (8)
5/3	* MISSISSIPPI STATE	L, 6-3
	* MISSISSIPPI STATE	L, 4-0
5/4	* MISSISSIPPI STATE	W, 5-4
	* MISSISSIPPI STATE	W, 4-1
5/9	! vs. Tennessee	W, 2-0
	! vs. No. 23 LSU	W, 4-2
5/10	! vs. No. 2 South Carolina	L, 9-0
	! vs. Florida	L, 7-5

# - Arizona State Classic (Tempe, Ariz.)  
\$ - Fla. Atlantic Invitational (Boca Raton, Fla.)  
% - Chanticleer Classic (Conway, S.C.)  
^ - Buzz Classic (Atlanta, Ga.)  
\* - Southeastern Conference game  
! - SEC Tournament (Columbus, Ga.)

**1998**  
**16-40 (6-20 SEC)**  
**Head Coach: Tina Deese**  
**(6th in SEC West)**

Date	Opponent	Result
2/14	LAGRANGE COLLEGE	W, 8-0
	LAGRANGE COLLEGE	W, 9-1
2/20	# vs. No. 24 DePaul	L, 1-0
	# vs. No. 10 USF	L, 7-0
2/21	# vs. No. 9 Kansas	L, 2-0
	# vs. Notre Dame	W, 4-2
2/22	# vs. No. 24 DePaul	L, 4-0
2/25	SAMFORD	W, 8-0
	SAMFORD	L, 5-4
2/27	\$ vs. Nebraska	L, 6-3
	\$ vs. No. 18 Minnesota	L, 8-2
2/28	\$ vs. Notre Dame	L, 1-0
	\$ vs. No. 2 Washington	L, 1-0
3/1	\$ vs. No. 22 Texas A&M	W, 1-0
	\$ vs. UMass	W, 4-2
3/3	TROY	L, 7-3
	TROY	L, 4-1
3/6	* at No. 19 LSU	L, 5-2
	* at No. 19 LSU	L, 6-3
3/8	* at No. 19 LSU	L, 4-3
3/11	SOUTHERN ILLINOIS	W, 1-0
	SOUTHERN ILLINOIS	L, 1-0
3/21	* at Tennessee	L, 6-3
	* at Tennessee	W, 3-2
3/22	* at Kentucky	L, 6-1
	* at Kentucky	W, 9-4
3/23	at Eastern Kentucky	L, 2-1
	at Eastern Kentucky	W, 4-3
3/27	% vs. East Carolina	W, 11-3
	% vs. Virginia	L, 2-1
	% vs. Elon	L, 2-0
3/28	% vs. UMBC	L, 6-2

4/3	* at Arkansas	L, 5-4
	* at Arkansas	W, 4-2
4/4	* at Arkansas	L, 5-4
	* at Arkansas	L, 6-4
4/11	* at Florida	L, 4-0
	* at Florida	L, 12-7
4/12	at No. 15 Florida State	L, 5-1
	at No. 15 Florida State	L, 8-3
4/13	at Florida A&M	L, 5-4
	at Florida A&M	W, 6-5
4/18	* OLE MISS	L, 4-0
	* OLE MISS	W, 8-0
4/19	* OLE MISS	L, 4-3
	* OLE MISS	L, 10-2
4/24	* GEORGIA	L, 4-1
	* GEORGIA	L, 3-0
4/26	* SOUTH CAROLINA	L, 4-2
	* SOUTH CAROLINA	L, 5-3
4/29	* at Alabama	W, 6-2
5/1	* MISSISSIPPI STATE	W, 2-0
	* MISSISSIPPI STATE	L, 1-0
5/2	* MISSISSIPPI STATE	L, 6-2
	* MISSISSIPPI STATE	L, 3-2

# - South Florida Tournament (Tampa, Fla.)  
\$ - NFCA Leadoff Classic (Columbus, Ga.)  
% - Sportsplus Tournament (Midlothian, Va.)  
\* - Southeastern Conference game

**1999**  
**27-32-1 (11-19 SEC)**  
**Head Coach: Tina Deese**  
**(5th in SEC West)**

Date	Opponent	Result
2/14	ALABAMA A&M	W, 23-0
	ALABAMA A&M	W, 26-0
2/16	GEORGIA STATE	L, 8-0
	GEORGIA STATE	W, 8-0
2/19	# vs. Penn State	W, 7-3
	# at Texas A&M	L, 3-0
2/20	# vs. Penn State	W, 3-0
	# vs. New Mexico	L, 3-0
2/21	# at Texas A&M	W, 4-0
	# vs. New Mexico	L, 10-1
2/23	No. 21 FLORIDA STATE	L, 4-2
	No. 21 FLORIDA STATE	T, 0-0
2/26	\$ vs. Middle Tennessee	W, 3-2
	\$ vs. Coastal Carolina	W, 10-1
2/27	\$ at Georgia Southern	L, 5-3
	\$ vs. Stetson	W, 4-0
2/28	\$ vs. Middle Tennessee	W, 2-1
	\$ Coastal Carolina	W, 15-3
3/5	% vs. No. 9 Stanford	L, 9-0
	% vs. No. 4 Washington	L, 5-3
3/6	% vs. Portland State	W, 8-0
	% vs. Pacific	L, 6-2
3/7	% vs. No. 15 Oregon	L, 6-2
	% vs. Illinois State	L, 7-4
3/19	* No. 13 LSU	L, 12-3



YEAR-BY-YEAR RESULTS

3/20	*	No. 13 LSU	L, 4-2
	*	No. 13 LSU	L, 9-1
	*	No. 13 LSU	L, 10-1
3/21		at Alabama A&M	W, 14-1
		at Alabama A&M	W, 13-1
3/26	*	TENNESSEE	L, 7-4
	*	TENNESSEE	W, 4-0
3/28	*	KENTUCKY	L, 7-6
	*	KENTUCKY	W, 9-1
3/30		at Georgia State	L, 2-1
		at Georgia State	L, 7-6
4/2	*	at Alabama	W, 5-1
	*	at Alabama	W, 7-0
4/3	*	at Alabama	L, 3-1
	*	at Alabama	L, 8-3
4/7		at Troy	W, 5-4
		at Troy	W, 7-0
4/9	*	ARKANSAS	L, 1-0
	*	ARKANSAS	L, 3-1
4/10	*	ARKANSAS	L, 4-0
	*	ARKANSAS	L, 4-0
4/18	*	FLORIDA	W, 11-6
	*	FLORIDA	W, 10-2
4/23	*	at Ole Miss	W, 7-6
	*	at Ole Miss	W, 5-0
4/24	*	at Ole Miss	W, 6-5
	*	at Ole Miss	W, 5-2
5/1	*	at Georgia	L, 4-2
	*	at Georgia	W, 8-0
5/2	*	at South Carolina	L, 4-0
	*	at South Carolina	L, 2-1
5/7	*	at Mississippi State	L, 4-3
	*	at Mississippi State	L, 8-0
5/8	*	at Mississippi State	L, 8-0
	*	at Mississippi State	L, 4-3

# - Texas A&M Tournament (College Station, Texas)  
 \$ - Georgia Southern Tournament (Statesboro, Ga.)  
 % - Easton Showcase (Fullerton, Calif.)  
 \* - Southeastern Conference game

**2000**  
**34-31 (10-19 SEC)**  
**Head Coach: Tina Deese**  
**SEC Tournament (5th in West)**

Date	Opponent	Result
2/8	UAB	W, 7-3
2/11	# vs. Oklahoma State	W, 6-3
	# vs. UTSA	W, 5-0
	# vs. Louisiana Tech	W, 6-0
2/12	# vs. Arkansas	L, 7-4
	# vs. Tulsa	L, 3-2 (8)
2/15	GEORGIA TECH	W, 3-1
2/18	\$ INDIANA STATE	W, 11-3
	\$ UAB	L, 5-4
2/19	\$ WICHITA STATE	W, 7-0
	\$ JACKSONVILLE STATE	W, 2-0
2/20	\$ WICHITA STATE	W, 7-3
	\$ JACKSONVILLE STATE	W, 6-0
2/22	TROY	W, 8-0

2/23		SAMFORD	L, 1-0 (8)
		SAMFORD	L, 4-3
2/25	%	INDIANA	W, 4-3
	%	No. 9 MICHIGAN	L, 10-3
2/26	%	No. 22 SOUTH CAROLINA	W, 4-2
	%	USF	L, 6-1 (9)
2/27	%	KENT STATE	L, 1-0
3/1		LOUISIANA TECH	W, 4-3
		LOUISIANA TECH	W, 3-0
3/4	*	No. 18 SOUTH CAROLINA	L, 5-3
	*	No. 18 SOUTH CAROLINA	W, 4-3
3/10	^	vs. Creighton	W, 6-2
	^	vs. Miami (Ohio)	W, 3-2
3/12	^	vs. Akron	W, 4-1
	^	vs. Indiana	W, 5-3
3/17	*	at No. 8 LSU	L, 6-5
	*	at No. 8 LSU	W, 2-1
3/18	*	at No. 8 LSU	L, 9-1
	*	at No. 8 LSU	L, 9-1
3/20		at SE Louisiana	W, 8-1
3/24	*	at Kentucky	L, 4-3
	*	at Kentucky	L, 10-6
3/25	*	at Tennessee	L, 8-7 (9)
	*	at Tennessee	W, 18-5
3/31	*	No. 14 ALABAMA	L, 9-0
	*	No. 14 ALABAMA	L, 4-1 (8)
4/1	*	No. 14 ALABAMA	L, 7-1
	*	No. 14 ALABAMA	L, 14-5
4/5		MERCER	W, 11-2
		MERCER	W, 11-3
4/7	*	at Arkansas	L, 2-0
	*	at Arkansas	L, 6-2
4/8	*	at Arkansas	W, 3-1
	*	at Arkansas	L, 4-2
4/11		at Georgia Tech	L, 4-3 (8)
4/14	*	at Florida	W, 2-0
4/15		at Florida State	L, 7-0
		at Florida State	W, 5-4 (13)
4/18		at UAB	W, 7-3
4/21	*	OLE MISS	L, 2-1 (9)
	*	OLE MISS	W, 4-2
4/22	*	OLE MISS	W, 6-0
	*	OLE MISS	L, 6-2
4/28	*	GEORGIA	W, 3-2
4/28	*	GEORGIA	W, 7-5
4/30	*	No. 21 MISSISSIPPI STATE	L, 3-2
	*	No. 21 MISSISSIPPI STATE	L, 9-4
5/1	*	No. 21 MISSISSIPPI STATE	W, 5-2
	*	No. 21 MISSISSIPPI STATE	L, 10-2
5/11	!	vs. No. 7 LSU	L, 8-0
5/12	!	vs. No. 22 Mississippi State	L, 9-3

# - UTA Tournament (Grand Prairie, Texas)  
 \$ - Tiger Invitational (Auburn, Ala.)  
 % - War Eagle Classic (Auburn, Ala.)  
 ^ - USE/Gladstone Tournament (Tampa, Fla.)  
 \* - Southeastern Conference game  
 ! - SEC Tournament (Columbus, Ga.)

**2001**  
**31-32 (10-20 SEC)**  
**Head Coach: Tina Deese**  
**SEC Tournament (5th in West)**

Date	Opponent	Result
2/7	at Samford	W, 2-1
	at Samford	W, 9-1
2/9	# PURDUE	W, 7-2
	# SYRACUSE	W, 7-0
2/10	# OHIO STATE	W, 3-2
	# NORTHERN ILLINOIS	W, 7-2
2/11	# OHIO STATE	L, 4-0 (9)
2/15	\$ vs. UCSB	W, 3-2
	\$ at Hawaii	W, 3-2
2/16	\$ vs. Centenary	W, 15-1
	\$ vs. No. 14 Cal State Fullerton	L, 4-3 (10)
2/17	\$ at Hawaii	L, 5-0
	\$ vs. Centenary	W, 8-2
2/18	\$ vs. UCSB	L, 5-0
2/22	% at UCSB	W, 2-1
2/23	% vs. Utah	L, 4-3
	% vs. No. 21 Texas A&M	L, 4-3
3/6	BALL STATE	L, 2-1
	BALL STATE	W, 3-0
3/9	^ vs. UAB	W, 6-2
	^ vs. Alabama A&M	W, 18-2
3/10	^ vs. Ball State	W, 8-3
	^ vs. Austin Peay	W, 10-2
	^ at Samford	L, 3-2
3/11	^ vs. Ball State	W, 9-1
	^ at Samford	L, 3-2
3/14	* at Troy	L, 3-1
3/17	* at Georgia	W, 4-0
	* at Georgia	L, 1-0
3/18	* at Georgia	W, 8-2
3/24	* ARKANSAS	L, 6-0
	* ARKANSAS	L, 5-2
3/25	* ARKANSAS	L, 4-3
3/31	* at Ole Miss	W, 4-0
	* at Ole Miss	W, 13-7 (10)
4/1	* at Ole Miss	L, 3-2
4/4	* FLORIDA	W, 9-1
	* FLORIDA	L, 9-3 (8)
4/5	* FLORIDA	W, 6-5
4/7	* No. 19 SOUTH CAROLINA	L, 5-3 (10)
	* No. 19 SOUTH CAROLINA	L, 10-0
4/8	* No. 19 SOUTH CAROLINA	L, 4-3
4/14	* at Mississippi State	L, 5-4
	* at Mississippi State	L, 7-2
4/15	* at Mississippi State	L, 4-3
4/18	* at No. 7 Alabama	L, 8-0
	* at No. 7 Alabama	L, 6-4
4/19	* at No. 7 Alabama	L, 5-1
4/21	* TENNESSEE	L, 7-2
	* TENNESSEE	W, 5-3
4/22	* TENNESSEE	W, 12-1
4/25	MERCER	W, 7-3
	MERCER	W, 12-0
4/28	* at Kentucky	W, 6-3



	*	at Kentucky	L, 8-5
4/29	*	at Kentucky	L, 7-6
5/5	*	No. 4 LSU	L, 9-0
	*	No. 4 LSU	L, 6-3
5/6	*	No. 4 LSU	W, 7-3
5/10	!	vs. No. 3 LSU	L, 6-0
5/11	!	vs. Florida	W, 4-1
5/12	!	vs. No. 7 Alabama	W, 5-3
	!	vs. No. 4 LSU	L, 4-1

- # - Tiger Invitational (Auburn, Ala.)
- \$ - Chevron Paradise Classic (Honolulu, Hawaii)
- % - UCSB Tournament (Santa Barbara, Calif.)
- ^ - Samford Invitational (Birmingham, Ala.)
- \* - Southeastern Conference game
- ! - SEC Tournament (Chattanooga, Tenn.)

**2002**  
**37-28 (15-15 SEC)**  
**Head Coach: Tina Deese**  
**SEC Tournament (3rd in West)**  
**NCAA Tallahassee Regional**

Date		Opponent	Result
2/1	#	AUSTIN PEAY	W, 12-0
	#	SE LOUISIANA	W, 2-1 (8)
2/2	#	CHARLESTON SOUTHERN	W, 8-0
	#	MERCER	W, 7-0
2/3	#	SE LOUISIANA	W, 1-0
	#	MERCER	W, 5-1
2/9		at Mercer	W, 3-2
		at Mercer	W, 7-3
2/15	\$	vs. No. 25 USF	W, 7-2
	\$	vs. Notre Dame	L, 3-2 (10)
2/16	\$	at No. 1 Arizona	L, 4-0
	\$	vs. New Mexico State	W, 2-0
2/19		SAMFORD	W, 4-3
		SAMFORD	W, 9-1
3/1	%	vs. No. 7 Oklahoma	L, 6-2
	%	at FIU	W, 3-1
3/2	%	vs. No. 20 FAU	L, 4-1
	%	vs. Wichita State	W, 4-2
3/3	%	at FIU	W, 5-3
3/6		TROY	W, 4-0
3/8	^	vs. Middle Tennessee	L, 9-3
	^	vs. Iowa State	L, 4-3
3/9	^	at No. 20 Florida State	L, 5-4
	^	vs. UMKC	W, 4-2
3/10	^	vs. Providence	W, 9-0
	^	vs. Middle Tennessee	W, 6-0
3/13		BALL STATE	W, 9-0
3/16	*	No. 21 GEORGIA	L, 5-3
	*	No. 21 GEORGIA	L, 12-2
3/17	*	No. 21 GEORGIA	L, 8-1
3/19		GEORGIA TECH	L, 9-1
		GEORGIA TECH	L, 2-1
3/23	*	at Arkansas	L, 6-3
	*	at Arkansas	L, 4-0
3/24	*	at Arkansas	L, 3-2
3/26	*	at Florida	W, 8-3
	*	at Florida	W, 3-2

3/27	*	at Florida	L, 8-0
3/30	*	OLE MISS	W, 4-0
	*	OLE MISS	W, 3-0
3/31	*	OLE MISS	W, 4-0
4/6	*	at South Carolina	L, 4-2
	*	at South Carolina	L, 3-1
4/7	*	at South Carolina	L, 3-2
4/13	*	MISSISSIPPI STATE	L, 2-1
	*	MISSISSIPPI STATE	W, 6-4
4/14	*	MISSISSIPPI STATE	L, 3-1
4/20	*	at Tennessee	L, 9-6
	*	at Tennessee	W, 9-0
4/21	*	at Tennessee	W, 8-0
4/22		at Middle Tennessee	W, 10-4 (8)
4/27	*	KENTUCKY	L, 8-5
	*	KENTUCKY	W, 6-1
4/28	*	KENTUCKY	W, 17-1
5/1	*	at No. 3 LSU	L, 8-0
	*	at No. 3 LSU	W, 2-1
5/2	*	at No. 3 LSU	L, 5-0
5/4	*	No. 15 ALABAMA	W, 3-1
	*	No. 15 ALABAMA	W, 6-4
5/5	*	No. 15 ALABAMA	W, 3-2
5/9	!	vs. No. 25 Georgia	L, 4-3
5/10	!	vs. Florida	W, 7-1
5/11	!	vs. No. 18 Alabama	L, 5-4
5/16	+	at No. 21 Florida State	L, 2-1
5/17	+	vs. No. 12 FAU	L, 4-2

- # - Tiger Invitational (Auburn, Ala.)
- \$ - Arizona Pepsi Classic (Tucson, Ariz.)
- % - Golden Panther Invitational (Miami, Fla.)
- ^ - Seminole Invitational (Tallahassee, Fla.)
- \* - Southeastern Conference Game
- ! - SEC Tournament (Chattanooga, Tenn.)
- + - NCAA Regional (Tallahassee, Fla.)

**2003**  
**26-31 (13-16 SEC)**  
**Head Coach: Tina Deese**  
**SEC Tournament (3rd in West)**

Date		Opponent	Result
1/31	#	vs. Northwestern	L, 6-1
	#	vs. FAU	W, 5-3
2/1	#	vs. No. 2 Arizona	L, 6-0
	#	vs. USF	L, 6-4
2/2	#	vs. Sam Houston State	W, 6-5
2/4		at No. 9 Florida State	L, 8-0
		at No. 9 Florida State	L, 3-2
2/7	\$	MERCER	W, 9-2
	\$	UT-CHATTANOOGA	W, 4-1
2/8	\$	MISSOURI	L, 8-3
	\$	MERCER	W, 3-0
2/9	\$	MISSOURI	W, 3-2
2/11		at Samford	L, 1-0
2/14	%	vs. SE Louisiana	W, 3-2
2/16	%	vs. Tulsa	L, 5-0
	%	vs. UL-Lafayette	L, 9-1
2/18		at Troy	L, 4-3
2/21	^	vs. Wright State	W, 8-0

	^	vs. Lipscomb	L, 1-0
2/22	^	at Mercer	W, 5-4
2/23	^	vs. Birmingham-Southern	W, 16-0
	^	vs. Alabama A&M	W, 12-1
2/25		UAB	L, 4-0
3/4	*	FLORIDA	L, 4-0
	*	FLORIDA	L, 9-1
3/5	*	FLORIDA	W, 3-0
3/8	*	at No. 10 Georgia	L, 7-1
	*	at No. 10 Georgia	L, 10-0
3/9	*	at No. 10 Georgia	L, 9-4
3/15	*	ARKANSAS	L, 4-1
3/16	*	ARKANSAS	W, 2-0
	*	ARKANSAS	W, 3-2
3/22	*	at Ole Miss	W, 3-0
	*	at Ole Miss	W, 2-0
3/23	*	at Ole Miss	W, 4-0
3/26		at UAB	W, 5-2
3/29	*	No. 15 SOUTH CAROLINA	L, 12-1
	*	No. 15 SOUTH CAROLINA	W, 2-1
3/30	*	No. 15 SOUTH CAROLINA	L, 4-0
4/2	*	at No. 18 Alabama	L, 2-1
	*	at No. 18 Alabama	L, 4-0
4/3	*	at No. 18 Alabama	L, 4-0
4/5	*	at Mississippi State	W, 7-3
	*	at Mississippi State	L, 7-1
4/12	*	TENNESSEE	L, 2-0
	*	TENNESSEE	W, 1-0
4/13	*	TENNESSEE	W, 4-1
4/18	*	at Kentucky	W, 9-1
	*	at Kentucky	W, 5-4
4/19	*	at Kentucky	W, 1-0
4/23		GEORGIA TECH	W, 1-0
4/26	*	No. 11 LSU	L, 2-0
	*	No. 11 LSU	L, 5-4
4/27	*	No. 11 LSU	L, 10-1
5/2		at Georgia Tech	L, 2-0
5/8	!	vs. No. 16 Alabama	L, 4-0
5/9	!	vs. Tennessee	L, 4-3 (9)

- # - USF/Louisville Slugger Tournament (Tampa, Fla.)
- \$ - Tiger Invitational (Auburn, Ala.)
- % - Mardi Gras Tournament (Monroe, La.)
- ^ - Holiday Inn Invitational (Macon, Ga.)
- \* - Southeastern Conference Game
- ! - SEC Tournament (Plant City, Fla.)

**2004**  
**42-18, 19-10 SEC**  
**Head Coach: Tina Deese**  
**SEC Tournament (2nd in West)**  
**NCAA Stanford Regional**

Date		Opponent	Result
1/30	#	vs. Florida A&M	W, 6-1
	#	vs. Illinois State	W, 2-0
2/6	\$	vs. Northwestern State	W, 2-0
	\$	vs. North Texas	W, 7-2
2/7	\$	vs. Wichita State	W, 15-0
	\$	vs. Baylor	L, 2-0
2/8	\$	vs. Pacific	L, 2-1



YEAR-BY-YEAR RESULTS

2/11		at Alabama State	W, 13-0
2/13	%	EVANSVILLE	W, 7-0
	%	AUSTIN PEAY	W, 6-2
2/14	%	FURMAN	W, 9-1
	%	FURMAN	W, 3-1
2/15	%	EVANSVILLE	W, 8-0
2/17		at UAB	W, 4-3
2/20	^	vs. Cal State Northridge	L, 3-2
	^	vs. Sacramento State	W, 6-2
2/21	^	vs. San Diego State	W, 1-0
2/24		SAMFORD	W, 4-0
2/28		at Birmingham-Southern	W, 6-0
		at Birmingham-Southern	W, 3-1
3/2		TROY	W, 2-0
3/13	*	at Arkansas	W, 1-0
3/14	*	at Arkansas	W, 9-0
	*	at Arkansas	W, 3-0
3/20	*	OLE MISS	W, 5-0
	*	OLE MISS	W, 9-0
3/21	*	OLE MISS	L, 3-1
3/27	*	at No. 15 South Carolina	W, 1-0
	*	at No. 15 South Carolina	W, 5-1
3/28	*	at No. 15 South Carolina	W, 6-5
3/30	*	at No. 19 Florida	L, 2-1
	*	at No. 19 Florida	L, 3-0
3/31	*	at No. 13 Florida	L, 11-3
4/2	*	MISSISSIPPI STATE	W, 3-2
4/3	*	MISSISSIPPI STATE	W, 7-3
	*	MISSISSIPPI STATE	L, 3-2
4/7		at Troy	W, 1-0
4/9	*	at No. 12 Tennessee	L, 3-0
	*	at No. 12 Tennessee	W, 6-1
4/10	*	at No. 12 Tennessee	L, 4-0
4/17	*	No. 7 GEORGIA	W, 1-0
	*	No. 7 GEORGIA	L, 5-3
4/18	*	No. 7 GEORGIA	W, 4-2
4/20	*	No. 13 ALABAMA	W, 4-0
	*	No. 13 ALABAMA	W, 3-2
4/21	*	No. 14 ALABAMA	L, 6-3
4/24	*	at No. 6 LSU	W, 2-1
	*	at No. 6 LSU	L, 11-0
5/1	*	KENTUCKY	W, 6-1
	*	KENTUCKY	W, 1-0
5/2	*	KENTUCKY	W, 6-0
5/3		No. 2 FLORIDA STATE	W, 1-0
		No. 2 FLORIDA STATE	L, 4-0
5/13	!	vs. No. 15 Alabama	L, 7-1
5/14	!	vs. South Carolina	W, 2-0
5/15	!	vs. Mississippi State	W, 4-3
	!	vs. No. 3 LSU	W, 2-0
5/16	!	vs. No. 3 LSU	L, 1-0
5/20	+	vs. Hofstra	L, 1-0
	+	vs. No. 16 Fresno State	L, 3-1 (10)

- # - Diamond Sports Fun and Sun Classic (Miami, Fla.)
- \$ - Gettermann Classic (Waco, Texas)
- % - Tiger Invitational (Auburn, Ala.)
- ^ - Campbell/Cartier Classic (San Diego, Calif.)
- \* - Southeastern Conference Game
- ! - SEC Tournament Game (Tuscaloosa, Ala.)
- + - NCAA Regional (Stanford, Calif.)

2005  
50-18 (21-8 SEC)  
Head Coach: Tina Deese  
SEC Tournament (2nd in West)  
NCAA Auburn Regional

Date	Opponent	Result
2/4	# vs. No. 21 USF	W, 6-4
	# vs. Illinois State	L, 3-2 (8)
2/5	# vs. Kentucky	W, 9-1
	# at FIU	W, 6-1
2/6	# at FIU	L, 4-0
2/9	ALABAMA STATE	W, 19-2
2/11	\$ COLLEGE OF CHARLESTON	W, 9-0
	\$ MARSHALL	W, 8-0
2/12	\$ NORTHWESTERN STATE	L, 2-0
	\$ COLLEGE OF CHARLESTON	W, 2-1
2/13	\$ MARSHALL	W, 8-0
2/16	UAB	W, 14-0
2/18	% GARDNER-WEBB	W, 4-0
	% BOSTON COLLEGE	L, 4-2
2/19	% AUSTIN PEAY	W, 6-0
	% BIRMINGHAM-SOUTHERN	W, 8-2
2/20	% GARDNER-WEBB	W, 3-0
	% BOSTON COLLEGE	W, 7-6
2/25	^ vs. Sacramento State	W, 2-1
	^ vs. Texas Tech	W, 4-1
2/26	^ vs. UC Davis	W, 3-0
	^ at No. 4 Stanford	L, 9-0
2/27	^ vs. UAB	W, 8-1
3/2	at Troy	W, 3-2
3/4	+ vs. Middle Tennessee	W, 13-1
	+ vs. Middle Tennessee	W, 7-0
3/5	+ vs. Georgia Southern	W, 10-0
	+ vs. Iowa	W, 2-1
3/6	+ vs. Iowa	L, 16-1
3/12	* ARKANSAS	W, 4-0
	* ARKANSAS	W, 10-1
3/13	* ARKANSAS	W, 10-2
3/19	* at Ole Miss	L, 2-0
	* at Ole Miss	W, 4-0
3/20	* at Ole Miss	W, 4-3
3/22	* at No. 9 Alabama	W, 4-2
3/23	* at No. 9 Alabama	L, 6-4
	* at No. 9 Alabama	L, 4-3
3/26	* SOUTH CAROLINA	W, 10-8
	* SOUTH CAROLINA	W, 11-2
3/29	GEORGIA STATE	W, 4-2
3/30	at Jacksonville State	W, 7-2
4/2	* at Mississippi State	W, 10-2
	* at Mississippi State	L, 4-3
4/3	* at Mississippi State	W, 6-4
4/9	* No. 4 TENNESSEE	L, 5-0
	* No. 4 TENNESSEE	L, 3-1
4/10	* No. 4 TENNESSEE	W, 6-1
4/16	* at No. 11 Georgia	L, 5-4
	* at No. 11 Georgia	L, 4-3 (8)
4/17	* at No. 11 Georgia	W, 8-4
4/23	* LSU	W, 7-4
	* LSU	W, 8-0

4/24	*	LSU	W, 2-0
4/26	*	No. 16 FLORIDA	W, 5-3
	*	No. 16 FLORIDA	W, 6-4
4/27	*	No. 16 FLORIDA	W, 6-5
4/30	*	at Kentucky	L, 5-2
	*	at Kentucky	W, 8-0
5/1	*	at Kentucky	W, 10-0
5/12	!	vs. South Carolina	W, 8-0
5/13	!	vs. No. 9 Alabama	L, 9-5
5/14	!	vs. No. 8 Georgia	L, 7-3
5/20	@	vs. Florida State	L, 5-0
5/21	@	vs. Florida A&M	W, 11-2
	@	vs. Florida State	L, 2-0

- # - Diamond Sports Fun and Sun Classic (Miami, Fla.)
- \$ - Tiger Invitational (Auburn, Ala.)
- % - War Eagle Classic (Auburn, Ala.)
- ^ - Stanford Invitational (Palo Alto, Calif.)
- + - Buzz Classic (Marietta, Ga.)
- \* - Southeastern Conference Game
- ! - SEC Tournament (Gainesville, Fla.)
- @ - NCAA Regional (Auburn, Ala.)

2006  
36-22 (21-8 SEC)  
Head Coach: Tina Deese  
SEC Tournament (2nd in West)  
NCAA Tucson Regional

Date	Opponent	Result
2/10	# MINNESOTA	W, 7-0
	# MIAMI (OHIO)	W, 15-1 (5)
2/11	# EVANSVILLE	W, 12-7
	# NC STATE	W, 2-0
2/12	# CENTENARY	L, 9-6
2/14	at Georgia State	W, 3-2 (9)
2/17	\$ MIDDLE TENNESSEE	W, 5-2
	\$ JACKSONVILLE STATE	W, 7-1
2/18	\$ MERCER	W, 19-0 (5)
2/19	\$ LIPSCOMB	W, 10-0 (5)
2/21	at UAB	W, 8-0
2/24	% vs. No. 16 Arizona State	L, 1-0 (8)
	% vs. No. 24 Missouri	W, 2-0
2/28	No. 7 MICHIGAN	L, 1-0
3/1	= vs. Southern Miss	W, 4-1
3/4	^ vs. Boston College	W, 10-2 (6)
	^ at FAU	W, 4-1
3/5	^ vs. Boston College	W, 9-3
	^ at FAU	L, 5-3
3/8	SAMFORD	W, 1-0
3/11	* KENTUCKY	W, 2-1
	* KENTUCKY	W, 3-0
3/12	* KENTUCKY	W, 7-6 (8)
3/14	TROY	W, 4-3
3/18	* at No. 2 Tennessee	L, 2-0
	* at No. 2 Tennessee	W, 3-1
3/19	* at No. 2 Tennessee	L, 8-0 (5)
3/25	* No. 11 GEORGIA	L, 4-1
	* No. 11 GEORGIA	L, 8-5
3/26	* No. 11 GEORGIA	W, 6-2
3/28	* at Florida	W, 2-1



	*	at Florida	L, 5-4 (9)
3/29	*	at Florida	L, 5-0
3/30		at Florida State	W, 7-2
4/4	+	vs. Tennessee Tech	W, 4-0
4/8	*	at No. 11 LSU	L, 4-0
	*	at No. 11 LSU	L, 6-5
4/9	*	at No. 11 LSU	W, 1-0
4/14	*	MISSISSIPPI STATE	W, 4-1
4/15	*	MISSISSIPPI STATE	W, 6-5
	*	MISSISSIPPI STATE	W, 5-3
4/22	*	at Arkansas	W, 5-4
	*	at Arkansas	L, 2-0
4/23	*	at Arkansas	W, 2-1
4/25	*	No. 4 ALABAMA	L, 9-1 (5)
	*	No. 4 ALABAMA	W, 4-2
4/26	*	No. 4 ALABAMA	L, 9-0 (6)
4/29	*	at South Carolina	L, 5-2
	*	at South Carolina	W, 4-0
4/30	*	at South Carolina	L, 7-1
5/6	*	OLE MISS	W, 2-0
	*	OLE MISS	L, 5-4
5/7	*	OLE MISS	L, 6-5
5/11	!	vs. No. 11 LSU	L, 4-1
5/18	@	vs. Ohio State	L, 1-0 (10)
5/19	@	vs. Marist	W, 14-0 (5)
5/20	@	at Arizona	L, 4-2

# - Tiger Invitational (Auburn, Ala.)

\$ - War Eagle Classic (Auburn, Ala.)

% - NFCA Leadoff Classic (Columbus, Ga.)

^ - Florida Atlantic Tournament (Boca Raton, Fla.)

\* - Southeastern Conference Game

! - SEC Tournament (Athens, Ga.)

@ - NCAA Regional (Tucson, Ariz.)

+ - Game played in Pensacola, Fla.

= - Game played in Huntsville, Ala.

## 2007

## 26-30 (10-18 SEC)

Head Coach: Tina Deese

5th in SEC West

Date	Opponent	Result
2/8	# vs. DePaul	L, 7-0
	# vs. No. 15 Nebraska	L, 1-0 (8)
2/9	# vs. Portland State	W, 2-0
	# at Hawaii	L, 2-1
2/10	# vs. DePaul	L, 5-4 (8)
2/11	# vs. No. 15 Nebraska	L, 1-0
2/14	GEORGIA STATE	W, 8-0 (6)
2/16	\$ TENNESSEE TECH	W, 6-3
	\$ NOTRE DAME	L, 3-2
2/17	\$ VIRGINIA TECH	L, 1-0
	\$ TULSA	W, 9-1 (6)
2/18	\$ UAB	W, 5-1
2/23	% vs. North Carolina	W, 3-0 (8)
	% vs. No. 13 Michigan	L, 5-1 (8)
2/24	% vs. Southern Illinois	L, 3-2 (9)
	% vs. Hofstra	W, 4-2
2/27	at Jacksonville State	W, 1-0
3/2	^ vs. Utah	W, 9-1 (5)

	^	at USF	W, 9-0 (6)
3/3	^	vs. Central Michigan	L, 2-1
3/4	^	vs. Maryland	L, 5-4
	^	vs. New Mexico State	W, 4-2
3/7		at Troy	L, 3-1
3/10	*	at Kentucky	W, 10-1 (5)
	*	at Kentucky	W, 9-4 (8)
3/11	*	at Kentucky	L, 2-1
3/14	*	GEORGIA	L, 4-0
	*	GEORGIA	L, 5-2
3/17	*	OLE MISS	L, 4-2
	*	OLE MISS	L, 3-2
3/18	*	OLE MISS	W, 3-1
3/24	*	at Mississippi State	L, 3-1
	*	at Mississippi State	L, 4-1
3/25	*	at Mississippi State	W, 2-1
3/27	*	at Arkansas	W, 5-0
	*	at Arkansas	W, 3-2
3/31	*	No. 6 LSU	L, 9-0 (5)
	*	No. 6 LSU	L, 4-1
4/1	*	No. 6 LSU	L, 5-2
4/4		FAU	W, 4-3
4/6	*	at No. 3 Alabama	L, 10-0 (5)
	*	at No. 3 Alabama	L, 5-3
4/7	*	at No. 3 Alabama	L, 12-4 (5)
4/10		SOUTH ALABAMA	W, 3-0
4/14	*	FLORIDA	L, 3-0
4/15	*	FLORIDA	W, 6-5
	*	FLORIDA	L, 2-0 (8)
4/18		ALABAMA A&M	W, 9-1 (5)
		ALABAMA A&M	W, 17-0 (5)
4/21	*	at No. 1 Tennessee	L, 10-0 (5)
	*	at No. 1 Tennessee	L, 2-1 (8)
4/22	*	at No. 1 Tennessee	L, 5-1
4/28	*	SOUTH CAROLINA	W, 8-0 (5)
	*	SOUTH CAROLINA	W, 1-0
4/29	*	SOUTH CAROLINA	W, 3-0
5/6		FLORIDA STATE	W, 7-2

# - Oceanic TWC Hawaii Paradise Classic (Honolulu, Hawaii)

\$ - Tiger Invitational (Auburn, Ala.)

% - NFCA Leadoff Classic (Columbus, Ga.)

^ - USF Louisville Slugger Tournament (Tampa, Fla.)

\* - Southeastern Conference Game

## 2008

## 38-22 (13-14 SEC)

Head Coach: Tina Deese

SEC Tournament (3rd in West)

NCAA College Station Regional

Date	Opponent	Result
2/15	# EVANSVILLE	W, 4-0
	# MCNEESE STATE	W, 7-6
2/16	# GARDNER WEBB	W, 2-1
	# MARSHALL	W, 7-2
2/17	# FURMAN	W, 5-0
2/20	at South Alabama	W, 4-3
2/22	\$ at UCF	W, 1-0

	\$	vs. George Mason	W, 3-1
2/23	\$	vs. Drake	W, 1-0 (9)
2/24	\$	vs. No. 12 Michigan	L, 9-0 (5)
	\$	vs. Birmingham-Southern	W, 8-0
2/26		at Alabama A&M	W, 4-0
		at Alabama A&M	W, 6-0
2/29	%	vs. Georgia Tech	W, 3-2
	%	vs. Winthrop	L, 1-0
3/1	%	vs. Charlotte	W, 4-0
	%	vs. UMass	L, 6-3
3/2	%	vs. Syracuse	W, 6-0
3/5		at Samford	W, 7-3
3/7	^	BOWLING GREEN	W, 3-1
	^	GEORGIA SOUTHERN	W, 3-0
3/9	^	TENNESSEE TECH	W, 2-0
	^	LIPSCOMB	W, 6-1
3/11	*	No. 15 MISSISSIPPI STATE	L, 8-3
	*	No. 15 MISSISSIPPI STATE	W, 5-4 (9)
3/12	*	No. 15 MISSISSIPPI STATE	W, 8-0 (5)
3/15	*	at Ole Miss	W, 3-1
	*	at Ole Miss	W, 5-0
3/16	*	at Ole Miss	W, 3-2 (11)
3/18	*	ARKANSAS	W, 9-6
	*	ARKANSAS	W, 5-3
3/21	*	at No. 10 LSU	L, 8-1
	*	at No. 10 LSU	L, 5-3 (10)
3/22	*	at No. 10 LSU	L, 10-0 (6)
3/25		at Mercer	L, 1-0
		at Mercer	W, 10-0 (5)
3/29	*	No. 9 TENNESSEE	L, 8-4
	*	No. 9 TENNESSEE	W, 1-0
3/30	*	No. 9 TENNESSEE	W, 2-1 (8)
4/2		JACKSONVILLE STATE	W, 8-0 (6)
4/6	*	at South Carolina	L, 2-0
	*	at South Carolina	L, 3-2
4/9		at Georgia State	W, 1-0
		at Georgia State	W, 3-0
4/12	*	No. 2 ALABAMA	L, 5-4 (8)
	*	No. 2 ALABAMA	L, 12-1
4/13	*	No. 2 ALABAMA	L, 4-2
4/16	*	at No. 21 Georgia	L, 3-2
	*	at No. 21 Georgia	W, 2-1
4/23		TROY	L, 3-0
4/26	*	at No. 1 Florida	L, 3-1
	*	at No. 1 Florida	L, 7-2
4/27	*	at No. 1 Florida	L, 10-1 (5)
5/3	*	KENTUCKY	W, 14-1 (5)
	*	KENTUCKY	W, 3-2
5/4	*	KENTUCKY	W, 5-4
5/8	!	vs. No. 15 LSU	L, 4-0
5/16	@	vs. Louisiana Tech	L, 1-0 (12)
5/17	@	vs. Stephen F. Austin	W, 2-0
	@	vs. Louisiana Tech	L, 2-1

# - Tiger Invitational (Auburn, Ala.)

\$ - UCF Tournament (Orlando, Fla.)

% - NFCA Leadoff Classic (Columbus, Ga.)

^ - War Eagle Classic (Auburn, Ala.)

\* - Southeastern Conference Game

! - SEC Tournament (Baton Rouge, La.)

@ - NCAA Regional (College Station, Texas)





**2009**  
**30-29 (9-19 SEC)**  
**Head Coach: Tina Deese**  
**SEC Tournament (4th in West)**  
**NCAA Atlanta Regional**

Date	Opponent	Result
2/5	# vs. Evansville	W, 4-0
2/6	# vs. Jacksonville	W, 5-0
	# vs. Texas A&M-CC	W, 2-0
2/7	# at FIU	W, 2-1 (9)
	# vs. No. 18 North Carolina	W, 6-5
2/8	# vs. Louisville	L, 5-3
2/10	at Jacksonville State	W, 5-2
2/11	GEORGIA STATE	W, 6-0
2/13	\$ EASTERN KENTUCKY	W, 7-1
	\$ UMKC	W, 11-3
2/14	\$ WESTERN KENTUCKY	W, 5-3 (8)
2/15	\$ MOREHEAD STATE	W, 2-0
2/17	at Troy	W, 3-2 (9)
2/20	% WINTHROP	W, 1-0
	% MIDDLE TENNESSEE	W, 4-0
2/21	% AUSTIN PEAY	W, 5-0
2/22	% PURDUE	L, 3-1
2/27	^ vs. Nevada	L, 5-1
	^ vs. No. 11 Cal	W, 4-1
2/28	^ vs. Cal-Poly	L, 6-0
	^ vs. Indiana	W, 2-1
3/1	^ at Cal State Fullerton	W, 6-1
3/3	MERCER	L, 7-6 (9)
	MERCER	L, 1-0
3/7	* OLE MISS	W, 9-8 (13)
	* OLE MISS	W, 4-3
3/8	* OLE MISS	W, 8-5
3/14	* at Kentucky	L, 4-3
	* at Kentucky	L, 8-0 (5)
3/15	* at Kentucky	L, 8-0 (5)
3/17	at Lipscomb	W, 5-1
3/18	at Tennessee State	W, 10-0 (5)
	vs. Alabama State	W, 4-0
3/28	* SOUTH CAROLINA	W, 3-2
3/29	* SOUTH CAROLINA	W, 12-4 (6)
	* SOUTH CAROLINA	L, 5-0
4/1	* No. 1 FLORIDA	L, 3-0
	* No. 1 FLORIDA	L, 7-1
4/4	* at Arkansas	W, 4-3 (8)
	* at Arkansas	L, 4-2
4/5	* at Arkansas	W, 5-4
4/10	* at No. 12 Tennessee	L, 5-2
4/11	* at No. 12 Tennessee	L, 2-1 (11)
	* at No. 12 Tennessee	L, 3-2
4/14	SOUTH ALABAMA	L, 3-1 (10)
4/18	* No. 6 GEORGIA	L, 7-2
	* No. 6 GEORGIA	L, 10-0
4/19	* No. 6 GEORGIA	L, 12-6
4/22	* at Mississippi State	L, 2-1 (10)
	* at Mississippi State	W, 8-3
4/25	* at No. 6 Alabama	L, 8-0 (6)
	* at No. 6 Alabama	L, 4-2 (8)

4/26	* at No. 6 Alabama	L, 6-0
5/2	* No. 20 LSU	L, 3-2
	* No. 20 LSU	W, 6-1
5/3	* No. 20 LSU	L, 4-1
5/6	! vs. No. 1 Florida	L, 3-0
5/15	@ vs. Iowa	W, 1-0
5/16	@ at Georgia Tech	L, 4-1
5/17	@ vs. Boston	L, 5-0

# - FIU Tournament (Miami, Fla.)  
 \$ - Tiger Invitational (Auburn, Ala.)  
 % - War Eagle Classic (Auburn, Ala.)  
 ^ - DeMarini Invitational (Fullerton, Calif.)  
 \* - Southeastern Conference Game  
 ! - SEC Tournament Game (Knoxville, Tenn.)  
 @ - NCAA Regional (Atlanta, Ga.)

**2010**  
**31-26 (11-17 SEC)**  
**Head Coach: Tina Deese**  
**SEC Tournament (3rd in West)**  
**NCAA Atlanta Regional**

Date	Opponent	Result
2/11	# vs. No. 1 Washington	L, 5-0
2/12	# at No. 5 Arizona State	L, 14-2 (5)
2/13	# vs. Texas Tech	W, 6-1
	# vs. Notre Dame	W, 5-2
2/14	# vs. Wisconsin	W, 7-0
2/17	at Georgia State	L, 6-5 (8)
2/19	\$ OHIO	W, 6-0
2/20	\$ NEBRASKA	W, 2-1
	\$ CENTRAL MICHIGAN	W, 6-2
2/21	\$ SIUE	W, 7-0
2/26	% vs. Kent State	L, 1-0 (8)
	% vs. Illinois State	L, 5-4 (9)
2/27	% vs. Virginia Tech	W, 2-0
	% vs. Southern Illinois	L, 1-0
2/28	% vs. N.C. State	W, 2-1
3/5	^ LOUISIANA TECH	W, 1-0
	^ TENNESSEE TECH	W, 9-1
3/6	^ GARDNER-WEBB	W, 8-0 (5)
3/7	^ VALPARAISO	W, 6-3 (9)
3/13	* KENTUCKY	W, 3-2
3/14	* KENTUCKY	L, 5-3
3/15	* KENTUCKY	W, 1-0 (9)
3/17	* at No. 6 Florida	L, 7-0
	* at No. 6 Florida	L, 5-4
3/18	at No. 19 Florida State	W, 1-0 (9)
3/20	* at No. 14 LSU	L, 7-0
	* at No. 14 LSU	L, 4-3
3/21	* at No. 14 LSU	L, 4-0
3/27	* at South Carolina	W, 4-1
	* at South Carolina	W, 5-3
3/28	* at South Carolina	W, 11-3 (5)
3/31	TROY	W, 3-1
4/2	* No. 8 ALABAMA	L, 5-1
4/3	* No. 8 ALABAMA	L, 9-1
	* No. 8 ALABAMA	L, 10-2
4/7	SAMFORD	W, 13-0 (5)
4/10	* No. 16 TENNESSEE	W, 2-1

4/11	* No. 16 TENNESSEE	L, 2-1
	* No. 16 TENNESSEE	L, 5-3
4/13	at Mercer	W, 4-0
4/17	* at No. 13 Georgia	L, 7-0
	* at No. 13 Georgia	L, 7-5
4/18	* at No. 13 Georgia	L, 1-0
4/21	* MISSISSIPPI STATE	L, 3-2
	* MISSISSIPPI STATE	L, 2-1
4/24	* at Ole Miss	W, 3-2
	* at Ole Miss	W, 3-0
4/25	* at Ole Miss	L, 6-5
4/27	JACKSONVILLE STATE	W, 8-5
4/28	MIDDLE TENNESSEE	W, 8-0 (5)
5/8	* ARKANSAS	W, 4-3
	* ARKANSAS	W, 3-2 (8)
5/9	* ARKANSAS	W, 2-1
5/13	! vs. No. 5 Florida	L, 9-1 (5)
5/21	@ vs. Oregon	L, 1-0
5/22	@ vs. Jacksonville State	W, 15-1
	@ at No. 8 Georgia Tech	L, 4-1

# - Kajikawa Classic (Tempe, Ariz.)  
 \$ - Tiger Invitational (Auburn, Ala.)  
 % - NFCA Leadoff Classic (Columbus, Ga.)  
 ^ - War Eagle Classic (Auburn, Ala.)  
 \* - Southeastern Conference Game  
 ! - SEC Tournament Game (Knoxville, Tenn.)  
 @ - NCAA Regional (Atlanta, Ga.)

**2011**  
**40-19 (15-13 SEC)**  
**Head Coach: Tina Deese**  
**SEC Tournament (3rd in West)**  
**NCAA Seattle Regional**

Date	Opponent	Result
2/12	# ALABAMA STATE	W, 12-1 (5)
	# TROY	W, 2-1
2/13	# JACKSONVILLE STATE	W, 6-3
	# SAMFORD	W, 5-0
2/17	MCNEESE STATE	W, 7-5
2/18	\$ SOUTHERN MISS	W, 3-0
	\$ CAMPBELL	W, 3-1
2/19	\$ WESTERN ILLINOIS	W, 8-1
2/20	\$ WESTERN CAROLINA	W, 7-2
2/23	GEORGIA STATE	W, 4-2
2/25	% GEORGIA SOUTHERN	W, 9-1 (5)
	% BELMONT	W, 8-5
2/26	% MARSHALL	W, 8-1
	% MURRAY STATE	W, 14-2 (6)
2/27	% MIDDLE TENNESSEE	W, 10-0 (5)
3/4	^ at No. 14 Oklahoma	L, 6-0
3/5	^ vs. UIC	W, 3-2
	^ vs. No. 19 Oklahoma State	W, 4-3
3/6	^ at No. 14 Oklahoma State	L, 3-2
3/8	UCONN	W, 8-0 (6)
	FLORIDA STATE	W, 5-3
3/11	* at Arkansas	W, 5-1
3/12	* at Arkansas	W, 9-1 (6)
3/13	* at Arkansas	W, 2-0
3/16	* at No. 3 Alabama	L, 6-1



	*	at No. 3 Alabama	L, 8-2
3/18	*	SOUTH CAROLINA	W, 9-1 (5)
3/19	*	SOUTH CAROLINA	W, 3-0
3/20	*	SOUTH CAROLINA	W, 3-2 (9)
3/23		at South Alabama	W, 3-1
3/25	*	OLE MISS	W, 4-1
3/26	*	OLE MISS	L, 2-1
3/27	*	OLE MISS	W, 8-0 (5)
4/1	*	at No. 11 Tennessee	L, 2-1 (10)
4/2	*	at No. 11 Tennessee	W, 9-1
4/3	*	at No. 11 Tennessee	L, 8-0 (6)
4/6		MERCER	L, 3-0
		MERCER	W, 5-0
4/8	*	at Mississippi State	L, 4-3
4/9	*	at Mississippi State	W, 5-3
4/10	*	at Mississippi State	W, 5-4 (8)
4/16	*	No. 10 FLORIDA	L, 14-4
	*	No. 10 FLORIDA	L, 8-2
4/17	*	No. 10 FLORIDA	L, 13-4 (6)
4/20	*	No. 23 LSU	L, 7-3
	*	No. 23 LSU	L, 1-0
4/23		MISSISSIPPI VALLEY STATE	W, 11-3 (6)
		MISSISSIPPI VALLEY STATE	W, 14-1 (5)
4/29	*	No. 4 GEORGIA	L, 6-1
4/30	*	No. 4 GEORGIA	W, 3-1
5/1	*	No. 4 GEORGIA	W, 3-2
5/6	*	at No. 18 Kentucky	W, 5-3 (8)
5/7	*	at No. 18 Kentucky	L, 10-2 (6)
5/8	*	at No. 18 Kentucky	W, 2-1
5/12	!	vs. No. 3 Florida	W, 6-2
5/13	!	vs. No. 7 Tennessee	L, 2-1
5/19	&	vs. BYU	L, 2-1
5/20	&	vs. Portland State	W, 2-1
	&	vs. BYU	L, 4-3

# - All Alabama Classic (Birmingham, Ala.)  
 \$ - Tiger Invitational (Auburn, Ala.)  
 % - War Eagle Classic (Auburn, Ala.)  
 ^ - Oklahoma Classic (Norman, Okla., Oklahoma City, Okla., Stillwater, Okla.)  
 \* - Southeastern Conference Game  
 ! - SEC Tournament (Oxford, Miss.)  
 & - NCAA Regional (Seattle, Wash.)

**2012  
 33-23 (12-16 SEC)  
 Head Coach: Tina Deese  
 SEC Tournament (3rd in West)  
 NCAA Austin Regional**

Date	Opponent	Result
2/9	ALABAMA STATE	W, 6-0
2/10	# BOWLING GREEN	W, 10-2 (5)
	# WRIGHT STATE	W, 12-4
2/11	# IPFW	W, 2-0
2/12	# APPALACHIAN STATE	W, 6-2
2/17	\$ No. 15 OKLAHOMA STATE	W, 8-0 (5)
2/19	\$ VIRGINIA TECH	W, 1-0
	\$ No. 23 GEORGIA TECH	W, 12-5
2/22	at Georgia State	W, 9-1 (5)
2/24	% vs. Florida A&M	W, 9-0 (5)

	%	at FAU	W, 6-1
2/25	%	vs. Michigan State	W, 4-1
	%	vs. FIU	W, 2-1
2/26	%	vs. Loyola Marymount	W, 10-2 (6)
3/2	^	vs. Syracuse	W, 5-0
	^	vs. No. 16 Michigan	L, 4-0
3/3	^	vs. No. 24 North Carolina	L, 1-0 (8)
	^	vs. No. 14 UCLA	W, 11-1
3/4	^	vs. Penn State	L, 3-2
3/9	&	LOUISIANA TECH	W, 3-0
	&	GEORGE WASHINGTON	W, 3-0
3/10	&	DREXEL	W, 13-0 (5)
	&	EVANSVILLE	W, 3-1
3/11	&	PRESBYTERIAN	W, 8-0 (5)
3/14	*	at LSU	L, 4-1
	*	at LSU	W, 2-0
3/16	*	at No. 8 Georgia	W, 2-0
3/17	*	at No. 8 Georgia	L, 6-3
3/18	*	at No. 8 Georgia	L, 4-2
3/21		at Troy	L, 7-1
3/23	*	KENTUCKY	L, 8-4 (8)
3/24	*	KENTUCKY	L, 5-2
3/25	*	KENTUCKY	W, 2-1
3/27	*	No. 2 ALABAMA	L, 4-2
	*	No. 2 ALABAMA	L, 5-2
3/30	*	at Ole Miss	W, 9-5 (10)
3/31	*	at Ole Miss	W, 7-4
4/1	*	at Ole Miss	L, 6-1
4/6	*	No. 10 TENNESSEE	L, 9-1 (5)
4/7	*	No. 10 TENNESSEE	L, 5-3 (10)
4/8	*	No. 10 TENNESSEE	L, 6-2
4/13	*	at No. 3 Florida	L, 3-2
4/14	*	at No. 3 Florida	L, 3-1
4/15	*	at No. 3 Florida	L, 5-2
4/20	*	ARKANSAS	W, 3-2 (8)
4/21	*	ARKANSAS	W, 5-1
4/22	*	ARKANSAS	L, 5-1
4/27	*	at South Carolina	W, 1-0
4/28	*	at South Carolina	W, 3-2
4/29	*	at South Carolina	W, 4-1
5/4	*	MISSISSIPPI STATE	L, 3-1
5/5	*	MISSISSIPPI STATE	W, 4-1
5/6	*	MISSISSIPPI STATE	W, 2-1
5/10	!	vs. No. 5 Tennessee	L, 2-1
5/18	@	vs. Houston	L, 2-1
5/19	@	at No. 8 Texas	L, 6-1

# - Tiger Invitational (Auburn, Ala.)  
 \$ - SEC/ACC/Big 12 Challenge (Auburn, Ala.)  
 % - Florida Atlantic Tournament (Boca Raton, Fla.)  
 ^ - Diamond 9 Citrus Classic (Orlando, Fla.)  
 & - War Eagle Classic (Auburn, Ala.)  
 \* - Southeastern Conference Game  
 ! - SEC Tournament (Tuscaloosa, Ala.)  
 @ - NCAA Regional (Austin, Texas)

**2013  
 30-23 (7-17 SEC)  
 (6th in West)  
 Head Coach: Tina Deese**

Date	Opponent	Result
2/8	# FURMAN	W, 9-1
	# ETSU	W, 11-3
2/9	# KENT STATE	W, 5-3
2/10	# ARMY	W, 8-0
	# AUSTIN PEAY	W, 9-1 (5)
2/13	SAMFORD	W, 2-1
2/14	INDIANA STATE	W, 7-1
2/15	\$ TENNESSEE STATE	W, 3-2
	\$ BRYANT	W, 10-0 (5)
2/16	\$ KANSAS	W, 8-5
2/17	\$ UT-CHATTANOOGA	L, 6-4
2/20	GEORGIA STATE	L, 4-1
2/22	% vs. Kansas	L, 11-10
	% at Texas A&M-CC	W, 6-4 (5)
2/23	% vs. Southern	W, 7-1
	% vs. New Mexico	L, 2-1
3/1	^ MIDDLE TENNESSEE	W, 7-3
	^ GARDNER-WEBB	W, 10-0 (5)
3/2	^ CHARLOTTE	W, 2-1
	^ MINNESOTA	L, 4-3 (8)
3/3	SOUTHERN	W, 14-0 (5)
3/6	at Alabama State	W, 9-6
3/8	* No. 4 FLORIDA	L, 13-0 (5)
3/9	* No. 4 FLORIDA	W, 5-4
3/10	* No. 4 FLORIDA	L, 2-0
3/12	at Tennessee State	W, 6-1
3/13	at Middle Tennessee	W, 5-2
3/15	* No. 25 GEORGIA	L, 9-3
3/16	* No. 25 GEORGIA	L, 2-0
3/17	* No. 25 GEORGIA	L, 9-8
3/19	FLORIDA STATE	L, 6-3
3/22	* at No. 4 Alabama	L, 8-0 (6)
3/23	* at No. 4 Alabama	W, 7-4
3/24	* at No. 4 Alabama	L, 13-1 (5)
3/29	* at Mississippi State	W, 8-3
	* at Mississippi State	W, 7-5
	* at Mississippi State	L, 4-3
4/5	* OLE MISS	W, 9-0 (6)
4/6	* OLE MISS	W, 2-1
4/7	* OLE MISS	L, 11-9
4/9	SOUTHERN MISS	W, 3-1
4/10	TROY	W, 6-1
4/12	* at No. 3 Tennessee	L, 5-3
4/13	* at No. 3 Tennessee	L, 6-1
4/14	* at No. 3 Tennessee	L, 6-0
4/19	* SOUTH CAROLINA	L, 8-4
4/20	* SOUTH CAROLINA	W, 7-1
4/21	* SOUTH CAROLINA	L, 3-1
4/27	APPALACHIAN STATE	W, 9-0 (5)
	APPALACHIAN STATE	W, 10-0 (5)
5/3	* at Arkansas	L, 6-0
5/4	* at Arkansas	L, 8-7 (8)
5/5	* at Arkansas	L, 5-0



- # - Plainsman Invitational (Auburn, Ala.)
- \$ - Tiger Invitational (Auburn, Ala.)
- % - Texas A&M-CC Tournament (Corpus Christi, Texas)
- ^ - War Eagle Classic (Auburn, Ala.)
- \* - Southeastern Conference Game

**2014**  
**42-19-1 (11-13 SEC)**  
**Head Coach: Clint Myers**  
**SEC Tournament (T-8th)**  
**NCAA Minneapolis Regional**

Date	Opponent	Result
2/6	at Troy	T, 5-5 (6)
2/7	# NORTH DAKOTA STATE	W, 11-3 (6)
2/8	# MOREHEAD STATE	W, 12-0 (5)
	# ULM	W, 9-2
2/9	# NOTRE DAME	L, 3-2 (8)
	# TENNESSEE TECH	W, 8-4
2/14	\$ MARSHALL	W, 19-5 (5)
	\$ LOYOLA	W, 11-2 (5)
2/15	\$ NEBRASKA-OMAHA	W, 4-2
	\$ WESTERN ILLINOIS	W, 6-0
2/16	\$ WINTHROP	W, 16-0 (5)
2/21	% JACKSONVILLE STATE	W, 6-5 (9)
	% SAMFORD	W, 3-0
2/22	% JACKSONVILLE STATE	W, 13-3 (5)
2/23	% PURDUE	W, 8-0 (5)
2/26	No. 9 FLORIDA STATE	L, 5-4
2/28	^ vs. No. 4 Oregon	L, 3-0
	^ vs. Illinois State	W, 3-2
3/1	^ vs. Syracuse	W, 10-1
	^ vs. Maryland	W, 16-3 (5)
3/2	^ vs. Radford	W, 8-0 (5)
3/7	* No. 24 LSU	L, 4-1
3/8	* No. 24 LSU	W, 6-4
3/9	* No. 24 LSU	W, 7-0
3/12	TROY	W, 13-5 (5)
3/14	& RADFORD	W, 9-0 (5)
	& IPFW	W, 10-0 (5)
3/15	& SAVANNAH STATE	W, 22-0 (5)
	& BALL STATE	W, 15-3 (5)
3/19	MURRAY STATE	W, 10-0 (5)
	MURRAY STATE	W, 11-7
3/21	* MISSISSIPPI STATE	W, 11-3 (6)
3/22	* MISSISSIPPI STATE	W, 5-2
3/23	* MISSISSIPPI STATE	L, 5-2
3/26	at Georgia State	W, 16-1 (5)
3/28	* at No. 10 Kentucky	W, 7-6
3/30	* at No. 10 Kentucky	W, 6-4
	* at No. 10 Kentucky	L, 2-1
4/4	* at No. 6 Florida	L, 4-2
4/5	* at No. 6 Florida	L, 7-6
4/6	* at No. 6 Florida	L, 1-0 (8)
4/11	* No. 16 MISSOURI	L, 4-2
4/12	* No. 16 MISSOURI	L, 8-7
4/13	* No. 16 MISSOURI	L, 7-6
4/16	+ vs. No. 6 Alabama	W, 6-2
4/19	* at No. 15 Georgia	L, 11-2 (5)

4/20	* at No. 15 Georgia	L, 8-4
4/23	* at No. 15 Georgia	W, 8-1
	ALABAMA STATE	W, 5-3
4/25	* No. 23 TEXAS A&M	W, 7-6
4/26	* No. 23 TEXAS A&M	W, 6-0
4/27	* No. 23 TEXAS A&M	W, 9-1
5/2	* at South Carolina	W, 5-3
5/3	* at South Carolina	L, 7-4
5/4	* at South Carolina	L, 4-2
5/7	! at South Carolina	W, 7-5
5/8	! vs. No. 6 Alabama	L, 8-4
5/16	~ vs. North Dakota State	L, 5-2
5/17	~ vs. Green Bay	W, 9-1 (5)
	~ vs. North Dakota State	W, 1-0
5/18	~ at No. 14 Minnesota	W, 4-3 (8)
	~ at No. 14 Minnesota	L, 8-6

- # - Plainsman Invite (Auburn, Ala.)
- \$ - Tiger Invitational (Auburn, Ala.)
- % - Wilson/DeMarini Classic (Auburn, Ala.)
- ^ - Diamond 9 Citrus Classic (Orlando, Fla.)
- & - War Eagle Classic (Auburn, Ala.)
- \* - Southeastern Conference Game
- + - Played at Lagoon Park (Montgomery, Ala.)
- ! - SEC Tournament (Columbia, S.C.)
- ~ - NCAA Regional (Minneapolis, Minn.)

**2015**  
**56-11 (18-6 SEC)**  
**Head Coach: Clint Myers**  
**SEC Tournament (Champions)**  
**NCAA Auburn Regional**  
**NCAA Auburn Super Regional**  
**WCWS (Oklahoma City, Okla.) (T-3rd)**

Date	Opponent	Result
2/5	@ TROY	W, 15-5 (5)
2/6	@ UAB	W, 11-2 (5)
2/7	@ EVANSVILLE	W, 12-0 (5)
	@ GEORGE WASHINGTON	W, 8-0 (5)
2/8	@ APPALACHIAN STATE	W, 9-0 (5)
	@ UT-CHATTANOOGA	W, 12-1 (5)
2/12	# MERCER	W, 7-3
	# GEORGIA STATE	W, 20-8 (5)
2/13	# BALL STATE	W, 12-1 (5)
2/14	# MERCER	W, 9-1 (5)
	# EASTERN ILLINOIS	W, 9-1 (5)
2/15	# WINTHROP	W, 15-4 (5)
2/18	GEORGIA STATE	W, 10-0 (5)
2/20	\$ vs. Dartmouth	L, 4-2
	\$ at USF	W, 6-2
2/21	\$ vs. Marshall	W, 5-4
	\$ vs. Dartmouth	W, 6-3
2/22	\$ at USF	W, 8-0
2/26	% TEXAS STATE	W, 6-2
2/27	% OHIO STATE	W, 14-2 (5)
2/28	% SIUE	W, 8-5
3/1	% SAMFORD	W, 13-0 (5)
3/5	^ vs. Long Beach State	W, 8-7 (8)
	^ vs. Pacific	W, 4-1

3/6	^ vs. No. 13 Arizona	W, 20-2 (5)
	^ at Cal State Fullerton	L, 3-2
3/7	^ vs. No. 22 Arizona State	W, 7-4
3/11	at Troy	W, 2-0
3/14	* at Ole Miss	W, 14-3 (5)
3/15	* at Ole Miss	W, 7-3
3/16	* at Ole Miss	W, 10-2 (6)
3/20	* No. 12 KENTUCKY	W, 5-0
3/21	* No. 12 KENTUCKY	W, 4-1
	* No. 12 KENTUCKY	W, 9-7
3/25	at No. 11 Florida State	L, 10-7
	at No. 11 Florida State	W, 10-4
3/27	* at No. 20 Missouri	W, 14-6
3/28	* at No. 20 Missouri	L, 5-4 (8)
3/29	* at No. 20 Missouri	W, 10-8
4/2	* No. 11 TENNESSEE	W, 6-2
4/3	* No. 11 TENNESSEE	L, 8-6
4/4	* No. 11 TENNESSEE	W, 12-9
4/8	UAB	W, 10-6
4/10	* at No. 23 Texas A&M	W, 8-1
4/11	* at No. 23 Texas A&M	L, 12-4 (5)
4/11	* at No. 23 Texas A&M	W, 12-4
4/17	* No. 6 ALABAMA	L, 6-0
4/18	* No. 6 ALABAMA	L, 13-3
	* No. 6 ALABAMA	W, 13-12 (8)
4/24	* ARKANSAS	W, 9-1 (6)
4/25	* ARKANSAS	W, 9-1 (5)
4/26	* ARKANSAS	W, 10-2 (5)
5/1	* No. 6 LSU	W, 2-1
5/2	* No. 6 LSU	W, 1-0
5/3	* No. 6 LSU	L, 7-1
5/7	! vs. No. 13 Missouri	W, 5-2
5/8	! vs. No. 4 Alabama	W, 7-1
5/9	! vs. No. 11 Tennessee	W, 6-5 (9)
5/15	+ TENNESSEE TECH	W, 4-1
5/16	+ SOUTH ALABAMA	W, 1-0
5/17	+ SOUTH ALABAMA	W, 7-4
5/22	& No. 11 UL-LAFAYETTE	W, 12-11 (8)
5/23	& No. 11 UL-LAFAYETTE	W, 6-3
5/28	? vs. No. 5 LSU	L, 6-1
5/30	? vs. No. 8 Tennessee	W, 4-2
	? vs. No. 7 UCLA	W, 11-10 (10)
5/31	? vs. No. 1 Florida	L, 3-2 (9)

- @ - Plainsman Invite (Auburn, Ala.)
- # - Tiger Invitational (Auburn, Ala.)
- \$ - USF Wilson/DeMarini Classic (Tampa, Fla.)
- % - Wilson/DeMarini Classic (Auburn, Ala.)
- ^ - Judi Garman Classic (Fullerton, Calif.)
- \* - Southeastern Conference Game
- ! - SEC Tournament (Baton Rouge, La.)
- + - NCAA Regional (Auburn, Ala.)
- & - NCAA Super Regional (Auburn, Ala.)
- ? - Women's College World Series (Oklahoma City, Okla.)



**2016**  
**58-12 (16-7 SEC)**  
**Head Coach: Clint Myers**  
**SEC Tournament (Champions)**  
**NCAA Auburn Regional**  
**NCAA Auburn Super Regional**  
**WCWS (Oklahoma City, Okla.) (2nd)**

Date	Opponent	Result
2/11	APPALACHIAN STATE	W, 9-0 (5)
2/12	# WESTERN KENTUCKY	W, 19-1 (5)
2/13	# BUTLER	W, 28-2 (5)
	# FURMAN	W, 9-2
2/14	# APPALACHIAN STATE	W, 22-5 (5)
2/17	at No. 15 UCF	W, 2-0
2/19	\$ vs. Oklahoma State	W, 6-1
	\$ vs. USF	W, 6-0
2/20	\$ vs. No. 19 James Madison	L, 3-2
	\$ vs. DePaul	W, 18-0 (5)
2/21	\$ vs. Fordham	W, 18-1 (5)
2/25	BOSTON COLLEGE	W, 5-1
2/26	% BOSTON COLLEGE	W, 6-0
2/27	% ST. JOHN'S	W, 9-0 (5)
	% WESTERN ILLINOIS	W, 14-1 (5)
2/28	% INDIANA STATE	W, 21-0 (5)
3/4	^ INDIANA	W, 8-7 (8)
3/5	^ MURRAY STATE	W, 10-0 (5)
	^ BRYANT	W, 10-0 (6)
3/6	^ GEORGIA STATE	W, 7-0
	^ GEORGIA STATE	W, 9-0 (6)
3/9	TENNESSEE STATE	W, 7-0
	TENNESSEE STATE	W, 8-0 (5)
3/12	* No. 1 FLORIDA	L, 6-3
3/13	* No. 1 FLORIDA	L, 8-5
3/14	* No. 1 FLORIDA	W, 5-4
3/16	at Samford	W, 18-1 (5)
3/18	* at Mississippi State	W, 3-2 (14)
3/19	* at Mississippi State	L, 6-3
3/20	* at Mississippi State	W, 2-0
3/23	at Georgia State	W, 8-4
3/25	* SOUTH CAROLINA	W, 10-0 (5)
3/26	* SOUTH CAROLINA	W, 5-2
	* SOUTH CAROLINA	W, 4-3
4/1	* at No. 12 Kentucky	W, 9-0 (5)
4/2	* at No. 12 Kentucky	W, 6-5
4/3	* at No. 12 Kentucky	W, 3-1 (9)
4/6	TROY	W, 8-1
4/8	LONGWOOD	W, 2-1
4/9	LONGWOOD	W, 5-2
4/10	LONGWOOD	W, 6-5
4/13	at UAB	W, 8-1
4/15	* at Arkansas	W, 21-0 (5)
4/16	* at Arkansas	W, 23-0 (5)
4/17	* at Arkansas	W, 10-0 (5)
4/20	No. 8 FLORIDA STATE	W, 9-6
	No. 8 FLORIDA STATE	L, 4-3
4/22	* No. 13 GEORGIA	W, 4-3
4/23	* No. 13 GEORGIA	W, 13-2 (5)
4/24	* No. 13 GEORGIA	W, 2-1

5/1	* at No. 13 Tennessee	L, 10-2 (5)
	* at No. 13 Tennessee	L, 12-1 (5)
5/6	* No. 17 TEXAS A&M	L, 6-5 (8)
5/7	* No. 17 TEXAS A&M	L, 13-6
5/8	* No. 17 TEXAS A&M	W, 5-4
5/13	! vs. No. 4 Alabama	W, 6-4
	! vs. No. 1 Florida	W, 2-1
5/14	! vs. No. 13 LSU	W, 7-1
5/20	& JACKSONVILLE STATE	W, 2-1
5/21	& USC UPSTATE	W, 6-1
5/22	& JACKSONVILLE STATE	W, 14-2 (5)
5/28	@ No. 18 ARIZONA	L, 5-3
5/29	@ No. 18 ARIZONA	W, 4-1
	@ No. 18 ARIZONA	W, 6-1
6/2	? vs. No. 12 UCLA	W, 10-3
6/4	? vs. No. 16 Georgia	W, 4-3
6/5	? vs. No. 8 Florida State	W, 8-7 (8)
6/6	? vs. No. 3 Oklahoma	L, 3-2
6/7	? vs. No. 3 Oklahoma	W, 11-7
6/8	? vs. No. 3 Oklahoma	L, 2-1

# - Plainsman Invite (Auburn, Ala.)  
 \$ - Michele Smith PCF Invitational (Clearwater, Fla.)  
 % - Tiger Invitational (Auburn, Ala.)  
 ^ - Wilson/DeMarini Classic (Auburn, Ala.)  
 \* - Southeastern Conference Game  
 ! - SEC Tournament (Starkville, Miss.)  
 & - NCAA Regional (Auburn, Ala.)  
 @ - NCAA Super Regional (Auburn, Ala.)  
 ? - Women's College World Series (Oklahoma City, Okla.)

**2017**  
**49-12 (17-7 SEC)**  
**Head Coach: Clint Myers**  
**NCAA Auburn Regional**  
**NCAA Auburn Super Regional**

Date	Opponent	Result
2/9	# vs. No. 1 Oklahoma	W, 3-2
	# vs. No. 13 Washington	L, 2-1 (10)
2/10	# vs. Nebraska	W, 3-2
2/11	# vs. BYU	W, 3-0
2/16	SIUE	W, 4-3 (8)
2/17	\$ CREIGHTON	W, 8-0 (5)
	\$ SIUE	W, 8-1
2/18	\$ EVANSVILLE	W, 5-3
	\$ CREIGHTON	W, 9-0 (5)
2/19	\$ MERCER	W, 10-1 (5)
2/23	NORTH DAKOTA	W, 6-0
2/24	% UMASS-LOWELL	W, 13-0 (5)
	% NORTH DAKOTA	W, 8-0 (6)
2/25	% YALE	W, 9-0 (5)
	% No. 13 JAMES MADISON	W, 4-0
2/26	% No. 13 JAMES MADISON	L, 1-0
3/2	LIBERTY	W, 15-0 (5)
3/3	^ LIBERTY	W, 9-1 (6)
3/4	^ COLLEGE OF CHARLESTON	W, 14-0 (5)
	^ TEXAS STATE	W, 8-1
3/5	^ COLLEGE OF CHARLESTON	W, 8-0 (5)
3/8	ALABAMA STATE	W, 14-0 (5)
3/10	* No. 12 LSU	W, 5-4

3/12	* No. 12 LSU	L, 8-0 (6)
	* No. 12 LSU	W, 5-4
3/17	? vs. North Dakota State	W, 2-1
	? at USF	W, 4-0
2/18	? vs. Illinois	W, 6-2
	? vs. Ohio State	W, 8-0 (6)
2/19	? vs. LIU Brooklyn	W, 9-4
3/25	* at No. 2 Florida	L, 4-3
3/26	* at No. 2 Florida	L, 7-0
3/27	* at No. 2 Florida	W, 1-0
3/31	* at No. 16 Georgia	W, 7-5
4/1	* at No. 16 Georgia	W, 13-4
4/2	* at No. 16 Georgia	W, 4-3
4/7	* No. 21 OLE MISS	W, 3-1
4/8	* No. 21 OLE MISS	L, 10-4
4/9	* No. 21 OLE MISS	W, 3-1
4/12	GEORGIA STATE	W, 6-3
4/14	* MISSOURI	L, 6-1
4/15	* MISSOURI	W, 5-4
4/16	* MISSOURI	W, 6-1
4/19	KENNESAW STATE	W, 7-3
4/21	* at South Carolina	W, 2-0
4/22	* at South Carolina	W, 2-0
4/23	* at South Carolina	L, 3-0
4/26	* at Alabama State	W, 14-1 (6)
4/28	* MISSISSIPPI STATE	W, 4-2
4/29	* MISSISSIPPI STATE	W, 6-2
4/30	* MISSISSIPPI STATE	W, 6-3
5/5	* at No. 14 Alabama	W, 3-0 (9)
5/6	* at No. 14 Alabama	W, 4-1
5/7	* at No. 14 Alabama	L, 3-2
5/11	! vs. No. 18 Kentucky	W, 2-0
5/13	! vs. No. 21 LSU	L, 6-0
5/19	& ETSU	W, 11-0 (5)
5/20	& CAL	W, 4-3 (9)
5/21	& CAL	W, 8-2
5/26	@ No. 6 OKLAHOMA	L, 4-0
5/27	@ No. 6 OKLAHOMA	L, 5-2

# - Triple Crown Tournament (Puerto Vallarta, Mexico)  
 \$ - Plainsman Invitational (Auburn, Ala.)  
 % - Tiger Invitational (Auburn, Ala.)  
 ^ - Wilson/DeMarini Classic (Auburn, Ala.)  
 ? - USF Tournament (Clearwater, Fla.)  
 \* - Southeastern Conference Game  
 ! - SEC Tournament (Starkville, Miss.)  
 & - NCAA Regional (Auburn, Ala.)  
 @ - NCAA Super Regional (Auburn, Ala.)

**2018**  
**41-17 (11-12 SEC)**  
**Head Coach: Mickey Dean**  
**NCAA Tallahassee Regional**

Date	Opponent	Result
2/8	! MARSHALL	W, 4-0
	! WICHITA STATE	W, 2-0
2/9	! TENNESSEE TECH	W, 3-0
	! FURMAN	W, 2-0
2/10	! TENNESSEE TECH	W, 18-0 (5)
	! FURMAN	W, 9-1 (6)



2/14		at Troy	W, 5-0
2/16	#	DELAWARE	W, 15-0
	#	SAINT FRANCIS (PA.)	W, 4-3
2/17	#	MARYLAND	W, 12-1 (5)
	#	SAINT FRANCIS (PA.)	W, 5-0
2/18	#	MARYLAND	W, 8-0 (5)
	#	GEORGIA STATE	W, 5-0
2/21		at CSUN	W, 8-0
2/22	\$	vs. Notre Dame	W, 6-2
	\$	vs. Wisconsin	L, 3-2
2/23	\$	vs. San Jose State	W, 4-0
2/24	\$	vs. Oregon State	W, 10-7
	\$	vs. Long Beach State	L, 6-3
3/2	%	UNC-WILMINGTON	W, 9-0 (5)
	%	WESTERN CAROLINA	W, 9-0 (5)
3/3	%	WESTERN CAROLINA	W, 5-0
	%	WESTERN ILLINOIS	W, 6-2
3/4	%	WESTERN ILLINOIS	W, 7-0
	%	UNC-WILMINGTON	W, 6-1
3/9	*	at No. 8 LSU	L, 3-2 (14)
3/10	*	at No. 8 LSU	L, 3-2
3/11	*	at No. 8 LSU	L, 1-0
3/12		at Southern Miss	W, 9-2
		at Southern Miss	W, 5-0
3/16	*	No. 12 ALABAMA	L, 2-0
3/17	*	No. 12 ALABAMA	W, 3-1
3/18	*	No. 12 ALABAMA	W, 2-1
3/21		ALABAMA STATE	W, 22-0 (5)
3/23	*	No. 19 KENTUCKY	W, 3-1
3/24	*	No. 19 KENTUCKY	W, 1-0 (12)
3/30	*	at Ole Miss	W, 3-1
3/31	*	at Ole Miss	W, 5-1
4/1	*	at Ole Miss	L, 3-2 (8)
4/4		KENNESAW STATE	W, 2-1
4/6	*	No. 8 TENNESSEE	L, 2-1 (8)
4/7	*	No. 8 TENNESSEE	W, 2-0
4/8	*	No. 8 TENNESSEE	W, 6-0
4/13	*	at Missouri	L, 5-4
4/14	*	at Missouri	L, 5-1
4/20	*	No. 16 ARKANSAS	W, 11-1 (5)
4/21	*	No. 16 ARKANSAS	L, 4-2 (10)
	*	No. 16 ARKANSAS	W, 4-2
4/27	*	at No. 11 Texas A&M	L, 3-1
4/28	*	at No. 11 Texas A&M	L, 1-0
4/29	*	at No. 11 Texas A&M	L, 7-1
5/6		at Chattanooga	W, 7-0
		at Chattanooga	W, 9-0
5/9	^	vs. No. 13 Alabama	L, 6-4
5/18	+	vs. Kennesaw State	W, 5-2
5/19	+	vs. No. 6 Florida State	L, 2-1 (8)
	+	vs. Jacksonville State	L, 3-2

! - Plainsman Invite (Auburn, Ala.)

# - Tiger Invite (Auburn, Ala.)

\$ - Mary Nutter Classic (Cathedral City, Calif.)

% - Wilson/DeMarini Classic (Auburn, Ala.)

\* - Southeastern Conference game

^ - SEC Tournament

+ - NCAA Regional (Tallahassee, Fla.)



## ALL-TIME RESULTS BY OPPONENT

**Akron (1-0)**

March 12, 2000	W	4-1	Tampa, Fla.
----------------	---	-----	-------------

**Alabama (22-47)**

April 2, 1997	W	1-0 (9)	Tuscaloosa, Ala.
April 2, 1997	L	4-3	Tuscaloosa, Ala.
April 16, 1997	L	3-1	Auburn
April 16, 1997	W	3-2 (8)	Auburn
April 29, 1998	W	6-2	Tuscaloosa, Ala.
April 2, 1999	W	5-1	Tuscaloosa, Ala.
April 2, 1999	W	7-0	Tuscaloosa, Ala.
April 3, 1999	L	3-1	Tuscaloosa, Ala.
April 3, 1999	L	8-3	Tuscaloosa, Ala.
March 31, 2000	L	9-0	Auburn
March 31, 2000	L	4-1 (8)	Auburn
April 1, 2000	L	7-1	Auburn
April 1, 2000	L	14-5	Auburn
April 18, 2001	L	8-0	Tuscaloosa, Ala.
April 18, 2001	L	6-4	Tuscaloosa, Ala.
April 18, 2001	L	5-1	Tuscaloosa, Ala.
May 12, 2001	W	5-3	Chattanooga, Tenn.
May 4, 2002	W	3-1	Auburn
May 4, 2002	W	6-4	Auburn
May 5, 2002	W	3-2	Auburn
May 11, 2002	L	5-4	Chattanooga, Tenn.*
April 2, 2003	L	2-1	Tuscaloosa, Ala.
April 2, 2003	L	4-0	Tuscaloosa, Ala.
April 3, 2003	L	4-0	Tuscaloosa, Ala.
May 8, 2003	L	4-0	Plant City, Fla.*
April 20, 2004	W	4-0	Auburn
April 20, 2004	W	3-2	Auburn
April 21, 2004	L	6-3	Auburn
May 13, 2004	L	7-1	Tuscaloosa, Ala.
March 22, 2005	W	4-2	Tuscaloosa, Ala.
March 23, 2005	L	6-4	Tuscaloosa, Ala.
March 23, 2005	L	4-3	Tuscaloosa, Ala.
May 13, 2005	L	9-5	Gainesville, Fla.*
April 25, 2006	L	9-1 (5)	Auburn
April 25, 2006	W	4-2	Auburn
April 26, 2006	L	9-0 (6)	Auburn
April 6, 2007	L	10-0 (5)	Tuscaloosa, Ala.
April 6, 2007	L	5-3	Tuscaloosa, Ala.
April 7, 2007	L	12-4 (5)	Tuscaloosa, Ala.
April 12, 2008	L	5-4 (8)	Auburn
April 12, 2008	L	12-1	Auburn
April 13, 2008	L	4-2	Auburn
April 25, 2009	L	8-0 (6)	Tuscaloosa, Ala.
April 25, 2009	L	4-2 (8)	Tuscaloosa, Ala.
April 26, 2009	L	6-0	Tuscaloosa, Ala.
April 2, 2010	L	5-1	Auburn

April 3, 2010	L	9-1	Auburn
April 3, 2010	L	10-2	Auburn
March 16, 2011	L	6-1	Tuscaloosa, Ala.
March 16, 2011	L	8-2	Tuscaloosa, Ala.
March 27, 2012	L	4-2	Auburn
March 27, 2012	L	5-2	Auburn
March 22, 2013	L	8-0 (6)	Tuscaloosa, Ala.
March 22, 2013	W	7-4	Tuscaloosa, Ala.
March 23, 2013	L	13-1 (5)	Tuscaloosa, Ala.
April 16, 2014	W	6-2	Montgomery, Ala.
May 8, 2014	L	8-4	Columbia, S.C.*
April 17, 2015	L	6-0	Auburn
April 18, 2015	L	13-3	Auburn
April 19, 2015	W	13-12 (8)	Auburn
May 8, 2015	W	7-1	Baton Rouge, La.*
May 13, 2016	W	6-4	Starkville, Miss.*
May 5, 2017	W	3-0 (9)	Tuscaloosa, Ala.
May 6, 2017	W	4-1	Tuscaloosa, Ala.
May 7, 2017	L	3-2	Tuscaloosa, Ala.
March 16, 2018	L	2-0	Auburn
March 17, 2018	W	3-1	Auburn
March 18, 2018	W	2-1	Auburn
May 9, 2018	L	6-4	Columbia, Mo.*

**Alabama A&M (10-0)**

Feb. 14, 1999	W	23-0	Auburn
Feb. 14, 1999	W	26-0	Auburn
March 21, 1999	W	14-1	Normal, Ala.
March 21, 1999	W	13-1	Normal, Ala.
March 9, 2001	W	18-2	Birmingham, Ala.
Feb. 23, 2003	W	12-1	Macon, Ga.
April 18, 2007	W	9-1 (5)	Auburn
April 18, 2007	W	17-0 (5)	Auburn
Feb. 26, 2008	W	4-0	Normal, Ala.
Feb. 26, 2008	W	6-0	Normal, Ala.

**Alabama State (10-0)**

Feb. 11, 2004	W	13-0	Montgomery, Ala.
Feb. 9, 2005	W	19-2	Auburn
March 18, 2009	W	4-0	Nashville, Tenn.
Feb. 12, 2011	W	12-1 (5)	Birmingham, Ala.
Feb. 9, 2012	W	6-0	Auburn
March 6, 2013	W	9-6	Montgomery, Ala.
April 23, 2014	W	5-3	Auburn
March 8, 2017	W	14-0 (5)	Auburn
April 26, 2017	W	14-1 (6)	Montgomery, Ala.
March 21, 2018	W	22-0 (5)	Auburn

**Appalachian State (6-0)**

Feb. 12, 2012	W	6-2	Auburn
April 27, 2013	W	9-0 (5)	Auburn
April 27, 2013	W	10-0 (5)	Auburn
Feb. 8, 2015	W	9-0 (5)	Auburn
Feb. 11, 2016	W	9-0 (5)	Auburn
Feb. 14, 2016	W	22-5 (5)	Auburn

**Arizona (3-4)**

Feb. 16, 2002	L	4-0	Tucson, Ariz.
Feb. 1, 2003	L	6-0	Tampa, Fla.
May 20, 2006	L	4-2	Tucson, Ariz.^
March 6, 2015	W	20-2 (5)	Fullerton, Calif.
May 28, 2016	L	5-3	Auburn^
May 29, 2016	W	4-1	Auburn^
May 29, 2016	W	6-1	Auburn^

**Arizona State (1-2)**

Feb. 24, 2006	L	1-0 (8)	Auburn
Feb. 12, 2010	L	14-2 (5)	Tempe, Ariz.
March 7, 2015	W	7-4	Fullerton, Calif.

**Arkansas (38-25)**

April 5, 1997	W	7-6 (10)	Auburn
April 5, 1997	W	2-1 (8)	Auburn
April 6, 1997	W	2-0	Auburn
April 6, 1997	W	9-0	Auburn
April 3, 1998	L	5-4	Fayetteville, Ark.
April 3, 1998	W	4-2	Fayetteville, Ark.
April 4, 1998	L	5-4	Fayetteville, Ark.
April 4, 1998	L	6-4	Fayetteville, Ark.
April 9, 1999	L	1-0	Auburn
April 9, 1999	L	3-1	Auburn
April 10, 1999	L	4-0	Auburn
April 10, 1999	L	4-0	Auburn
Feb. 12, 2000	L	7-4	Grand Prairie, Texas
April 7, 2000	L	2-0	Fayetteville, Ark.
April 7, 2000	L	6-2	Fayetteville, Ark.
April 8, 2000	W	3-1	Fayetteville, Ark.
April 8, 2000	L	4-2	Fayetteville, Ark.
March 24, 2001	L	6-0	Auburn
March 24, 2001	L	5-2	Auburn
March 25, 2001	L	4-3	Auburn
March 23, 2002	L	6-3	Fayetteville, Ark.
March 23, 2002	L	4-0	Fayetteville, Ark.
March 24, 2002	L	3-2	Fayetteville, Ark.
March 15, 2003	L	4-1	Auburn
March 16, 2003	W	2-0	Auburn
March 16, 2003	W	3-2	Auburn

March 13, 2004	W	1-0	Fayetteville, Ark.
March 14, 2004	W	9-0	Fayetteville, Ark.
March 14, 2004	W	3-0	Fayetteville, Ark.
March 12, 2005	W	4-0	Auburn
March 12, 2005	W	10-1	Auburn
March 13, 2005	W	10-2	Auburn
April 22, 2006	W	5-4	Fayetteville, Ark.
April 22, 2006	L	2-0	Fayetteville, Ark.
April 23, 2006	W	2-1	Fayetteville, Ark.
March 27, 2007	W	5-0	Fayetteville, Ark.
March 27, 2007	W	3-2	Fayetteville, Ark.
March 18, 2008	W	9-6	Auburn
March 18, 2008	W	5-3	Auburn
April 4, 2009	W	4-3 (8)	Fayetteville, Ark.
April 4, 2009	L	4-2	Fayetteville, Ark.
April 5, 2009	W	5-4	Fayetteville, Ark.
May 8, 2010	W	4-3	Auburn
May 8, 2010	W	3-2 (8)	Auburn
May 9, 2010	W	2-1	Auburn
March 11, 2011	W	5-1	Fayetteville, Ark.
March 12, 2011	W	9-1 (6)	Fayetteville, Ark.
March 13, 2011	W	2-0	Fayetteville, Ark.
April 20, 2012	W	3-2 (8)	Auburn
April 21, 2012	W	5-1	Auburn
April 22, 2012	L	5-1	Auburn
May 3, 2013	L	6-0	Fayetteville, Ark.
May 4, 2013	L	8-7 (8)	Fayetteville, Ark.
May 5, 2013	L	5-0	Fayetteville, Ark.
April 24, 2015	W	9-1 (6)	Auburn
April 25, 2015	W	9-1 (5)	Auburn
April 26, 2015	W	10-2 (5)	Auburn
April 15, 2016	W	21-0 (5)	Fayetteville, Ark.
April 16, 2016	W	23-0 (5)	Fayetteville, Ark.
April 17, 2016	W	10-0 (5)	Fayetteville, Ark.
April 20, 2018	W	11-1 (5)	Auburn
April 21, 2018	L	4-2 (10)	Auburn
April 21, 2018	W	4-2	Auburn

**Army (1-0)**

Feb. 10, 2013	W	8-0	Auburn
---------------	---	-----	--------

**Austin Peay (6-0)**

March 10, 2001	W	10-2	Birmingham, Ala.
Feb. 1, 2002	W	12-0	Auburn
Feb. 13, 2004	W	6-2	Auburn
Feb. 19, 2005	W	6-0	Auburn
Feb. 21, 2009	W	5-0	Auburn
Feb. 10, 2013	W	9-1 (5)	Auburn

**Ball State (6-1)**

March 6, 2001	L	2-1	Auburn
March 6, 2001	W	3-0	Auburn
March 10, 2001	W	8-3	Birmingham, Ala.
March 11, 2001	W	9-1	Birmingham, Ala.
March 13, 2002	W	9-0	Auburn
March 15, 2014	W	15-3 (5)	Auburn
Feb. 13, 2015	W	12-1 (5)	Auburn

**Baylor (0-1)**

Feb. 7, 2004	L	2-0	Waco, Texas
--------------	---	-----	-------------

**Belmont (1-0)**

Feb. 25, 2011	W	8-5	Auburn
---------------	---	-----	--------

**Birmingham-Southern (5-0)**

Feb. 23, 2003	W	16-0	Macon, Ga.
Feb. 28, 2004	W	6-0	Birmingham, Ala.
Feb. 28, 2004	W	3-1	Birmingham, Ala.
Feb. 19, 2005	W	8-2	Auburn
Feb. 24, 2008	W	8-0	Orlando, Fla.

**Boston (0-1)**

May 17, 2009	L	5-0	Atlanta, Ga. ^
--------------	---	-----	----------------

**Boston College (5-1)**

Feb. 18, 2005	L	4-2	Auburn
Feb. 20, 2005	W	7-6	Auburn
March 4, 2006	W	10-2 (6)	Boca Raton, Fla.
March 5, 2006	W	9-3	Boca Raton, Fla.
Feb. 25, 2016	W	5-1	Auburn
Feb. 26, 2016	W	6-0	Auburn

**Bowling Green (2-0)**

March 7, 2008	W	3-1	Auburn
Feb. 10, 2012	W	10-2 (5)	Auburn

**Bryant (2-0)**

Feb. 15, 2013	W	10-0 (5)	Auburn
March 5, 2016	W	10-0 (6)	Auburn

**Butler (1-0)**

Feb. 13, 2016	W	28-2 (5)	Auburn
---------------	---	----------	--------

**BYU (1-2)**

May 19, 2011	L	2-1	Auburn ^
May 20, 2011	L	4-3	Auburn ^
Feb. 11, 2017	W	3-0	Puerto Vallarta, Mexico

**California (3-0)**

Feb. 27, 2009	W	4-1	Fullerton, Calif.
May 20, 2017	W	4-3	Auburn ^
May 21, 2017	W	8-2	Auburn ^

**Cal Poly (0-1)**

Feb. 28, 2009	L	6-0	Fullerton, Calif.
---------------	---	-----	-------------------

**Cal State Fullerton (1-2)**

Feb. 16, 2001	L	4-3 (10)	Honolulu, Hawaii
March 1, 2009	W	6-1	Fullerton, Calif.
March 6, 2015	L	3-2	Fullerton, Calif.

**Cal State Northridge (1-1)**

Feb. 20, 2004	L	3-2	San Diego, Calif.
Feb. 21, 2018	W	8-0	Northridge, Calif.

**Campbell (1-0)**

Feb. 18, 2011	W	3-1	Auburn
---------------	---	-----	--------

**Canisius (0-1)**

March 28, 1997	L	3-1	Atlanta, Ga.
----------------	---	-----	--------------

**Centenary (2-1)**

Feb. 16, 2001	W	15-1	Honolulu, Hawaii
Feb. 17, 2001	W	8-2	Honolulu, Hawaii
Feb. 12, 2006	L	9-6	Auburn

**Central Michigan (2-2)**

March 1, 1997	L	5-0	Boca Raton, Fla.
March 2, 1997	W	2-0	Boca Raton, Fla.
March 3, 2007	L	2-1	Tampa, Fla.
Feb. 20, 2010	W	6-2	Auburn

**Chattanooga (4-1)**

Feb. 7, 2003	W	4-1	Auburn
Feb. 17, 2013	L	6-4	Auburn
Feb. 8, 2015	W	12-1 (5)	Auburn
May 6, 2018	W	7-0	Chattanooga, Tenn.
May 6, 2018	W	9-0	Chattanooga, Tenn.

**Charleston Southern (3-0)**

March 7, 1997	W	5-0	Charleston, S.C.
March 7, 1997	W	9-1	Charleston, S.C.
Feb. 2, 2002	W	8-0	Auburn



**Charlotte (3-0)**

March 8, 1997	W	7-3	Conway, S.C.
March 1, 2008	W	4-0	Columbus, Ga.
March 2, 2013	W	2-1	Auburn

**Coastal Carolina (4-0)**

March 8, 1997	W	6-3	Conway, S.C.
March 9, 1997	W	6-5	Conway, S.C.
Feb. 26, 1999	W	10-1	Statesboro, Ga.
Feb. 28, 1999	W	15-3	Statesboro, Ga.

**College of Charleston (4-0)**

Feb. 11, 2005	W	9-0	Auburn
Feb. 12, 2005	W	2-1	Auburn
March 4, 2017	W	14-0 (5)	Auburn
March 5, 2017	W	8-0 (5)	Auburn

**Connecticut (1-0)**

March 8, 2011	W	8-0 (6)	Auburn
---------------	---	---------	--------

**Creighton (3-0)**

March 10, 2000	W	6-2	Tampa, Fla.
Feb. 17, 2017	W	8-0 (5)	Auburn
Feb. 18, 2017	W	9-0 (5)	Auburn

**Dartmouth (1-1)**

Feb. 20, 2015	L	4-2	Tampa, Fla.
Feb. 21, 2015	W	6-3	Tampa, Fla.

**Delaware (1-0)**

Feb. 16, 2018	W	15-0 (5)	Auburn
---------------	---	----------	--------

**DePaul (1-4)**

Feb. 20, 1998	L	1-0	Tampa, Fla.
Feb. 22, 1998	L	4-0	Tampa, Fla.
Feb. 8, 2007	L	7-0	Honolulu, Hawaii
Feb. 10, 2007	L	5-4 (8)	Honolulu, Hawaii
Feb. 20, 2016	W	18-0 (5)	Clearwater, Fla.

**Drake (1-0)**

Feb. 23, 2008	W	1-0 (9)	Orlando, Fla.
---------------	---	---------	---------------

**Drexel (1-0)**

March 10, 2012	W	13-0 (5)	Auburn
----------------	---	----------	--------

**East Carolina (1-0)**

March 27, 1998	W	11-3	Midlothian, Va.
----------------	---	------	-----------------

**Eastern Illinois (1-0)**

Feb. 14, 2015	W	9-1 (5)	Auburn
---------------	---	---------	--------

**Eastern Kentucky (2-1)**

March 23, 1998	L	2-1	Richmond, Ky.
March 23, 1998	W	4-3	Richmond, Ky.
Feb. 13, 2009	W	7-1	Auburn

**East Tennessee State (2-0)**

Feb. 8, 2013	W	11-3	Auburn
May 19, 2017	W	11-0 (5)	Auburn^

**Elon (0-1)**

March 27, 1998	L	2-0	Midlothian, Va.
----------------	---	-----	-----------------

**Evansville (8-0)**

Feb. 13, 2004	W	7-0	Auburn
Feb. 15, 2004	W	8-0	Auburn
Feb. 11, 2006	W	12-7	Auburn
Feb. 15, 2008	W	4-0	Auburn
Feb. 5, 2009	W	4-0	Auburn
March 10, 2012	W	3-1	Auburn
Feb. 7, 2015	W	12-0 (5)	Auburn
Feb. 18, 2017	W	5-3	Auburn

**Florida (21-40)**

April 13, 1997	L	3-1	Auburn
April 13, 1997	W	5-2	Auburn
May 10, 1997	L	7-5	Columbus, Ga.*
April 11, 1998	L	4-0	Gainesville, Fla.
April 11, 1998	L	12-7	Gainesville, Fla.
April 18, 1999	W	11-6	Auburn
April 18, 1999	W	10-2	Auburn
April 14, 2000	W	2-0	Gainesville, Fla.
April 4, 2001	W	9-1	Auburn
April 4, 2001	L	9-3 (8)	Auburn
April 5, 2001	W	6-5	Auburn
May 11, 2001	W	4-1	Chattanooga, Tenn.*
March 26, 2002	W	8-3	Gainesville, Fla.
March 26, 2002	W	3-2	Gainesville, Fla.
March 27, 2002	L	8-0	Gainesville, Fla.
May 10, 2002	W	7-1	Chattanooga, Tenn.*
March 4, 2003	L	4-0	Auburn
March 4, 2003	L	9-1	Auburn
March 5, 2003	W	3-0	Auburn
March 30, 2004	L	2-1	Gainesville, Fla.
March 30, 2004	L	3-0	Gainesville, Fla.
March 31, 2004	L	11-3	Gainesville, Fla.
April 26, 2005	W	5-3	Auburn



## ALL-TIME RESULTS BY OPPONENT

April 26, 2005	W	6-4	Auburn
April 27, 2005	W	6-5	Auburn
March 28, 2006	W	2-1	Gainesville, Fla.
March 28, 2006	L	5-4 (9)	Gainesville, Fla.
March 29, 2006	L	5-0	Gainesville, Fla.
April 14, 2007	L	3-0	Auburn
April 15, 2007	W	6-5	Auburn
April 15, 2007	L	2-0 (8)	Auburn
April 26, 2008	L	3-1	Gainesville, Fla.
April 26, 2008	L	7-2	Gainesville, Fla.
April 27, 2008	L	10-1 (5)	Gainesville, Fla.
April 1, 2009	L	3-0	Auburn
April 1, 2009	L	7-1	Auburn
May 6, 2009	L	3-0	Knoxville, Tenn.*
March 17, 2010	L	7-0	Gainesville, Fla.
March 17, 2010	L	5-4	Gainesville, Fla.
May 13, 2010	L	9-1 (5)	Knoxville, Tenn.*
April 16, 2011	L	14-4	Auburn
April 16, 2011	L	8-2	Auburn
April 17, 2011	L	13-4 (6)	Auburn
May 12, 2011	W	6-2	Oxford, Miss.
April 13, 2012	L	3-2	Gainesville, Fla.
April 14, 2012	L	3-1	Gainesville, Fla.
April 15, 2012	L	5-2	Gainesville, Fla.
March 8, 2013	L	13-0 (5)	Auburn
March 9, 2013	W	5-4	Auburn
March 10, 2013	L	2-0	Auburn
April 4, 2014	L	4-2	Gainesville, Fla.
April 5, 2014	L	7-6	Gainesville, Fla.
April 6, 2014	L	1-0 (8)	Gainesville, Fla.
May 31, 2015	L	3-2 (9)	Oklahoma City, Okla.^
March 12, 2016	L	6-3	Auburn
March 13, 2016	L	8-5	Auburn
March 14, 2016	W	5-4	Auburn
May 13, 2016	W	2-1	Starkville, Miss.*
March 25, 2017	L	4-3	Gainesville, Fla.
March 26, 2017	L	7-0	Gainesville, Fla.
March 27, 2017	W	1-0	Gainesville, Fla.

**Florida A&M (5-2)**

April 11, 1997	L	3-2	Auburn
April 11, 1997	W	9-1	Auburn
April 13, 1998	L	5-4	Tallahassee, Fla.
April 13, 1998	W	6-5	Tallahassee, Fla.
Jan. 30, 2004	W	6-1	Miami, Fla.
May 21, 2005	W	11-2	Auburn^
Feb. 24, 2012	W	9-0 (5)	Boca Raton, Fla.

**Florida Atlantic (5-5)**

March 1, 1997	L	4-2	Boca Raton, Fla.
March 2, 1997	W	3-1	Boca Raton, Fla.
March 3, 1997	L	7-0	Boca Raton, Fla.
March 2, 2002	L	4-1	Miami, Fla.
May 17, 2002	L	4-2	Boca Raton, Fla.
Jan. 31, 2003	W	5-3	Tampa, Fla.
March 4, 2006	W	4-1	Boca Raton, Fla.
March 5, 2006	L	5-3	Boca Raton, Fla.
April 4, 2007	W	4-3	Auburn
Feb. 24, 2012	W	6-1	Boca Raton, Fla.

**Florida International (5-1)**

March 1, 2002	W	3-1	Miami, Fla.
March 3, 2002	W	5-3	Miami, Fla.
Feb. 5, 2005	W	6-1	Miami, Fla.
Feb. 6, 2005	L	4-0	Miami, Fla.
Feb. 7, 2009	W	2-1 (9)	Miami, Fla.
Feb. 25, 2012	W	2-1	Boca Raton, Fla.

**Florida State (10-17-1)**

May 2, 1997	L	2-0 (11)	Auburn
May 2, 1997	W	2-1 (8)	Auburn
April 12, 1998	L	5-1	Tallahassee, Fla.
April 12, 1998	L	8-3	Tallahassee, Fla.
Feb. 23, 1999	L	4-2	Auburn
Feb. 23, 1999	T	0-0	Auburn
April 15, 2000	L	7-0	Tallahassee, Fla.
April 15, 2000	W	5-4 (13)	Tallahassee, Fla.
March 9, 2002	L	5-4	Tallahassee, Fla.
May 16, 2002	L	2-1	Tallahassee, Fla.^
Feb. 4, 2003	L	8-0	Tallahassee, Fla.
Feb. 4, 2003	L	3-2	Tallahassee, Fla.
May 3, 2004	W	1-0	Auburn
May 3, 2004	L	4-0	Auburn
May 20, 2005	L	5-0	Auburn^
May 21, 2005	L	2-0	Auburn^
March 30, 2006	W	7-2	Tallahassee, Fla.
May 6, 2007	W	7-2	Auburn
March 18, 2010	W	1-0 (9)	Tallahassee, Fla.
March 8, 2011	W	5-3	Auburn
March 19, 2013	L	6-3	Auburn
Feb. 26, 2014	L	5-4	Auburn
March 25, 2015	L	10-7	Tallahassee, Fla.
March 25, 2015	W	10-4	Tallahassee, Fla.
April 20, 2016	W	9-6	Auburn
April 20, 2016	L	4-3	Auburn
June 5, 2016	W	8-7 (8)	Auburn
May 19, 2018	L	2-1 (8)	Tallahassee, Fla.^

**Fresno State (0-1)**

May 20, 2004	L	3-1 (10)	Stanford, Calif.
--------------	---	----------	------------------

**Fordham (1-0)**

Feb. 21, 2016	W	18-1 (5)	Clearwater, Fla.
---------------	---	----------	------------------

**Furman (7-0)**

Feb. 14, 2004	W	9-1	Auburn
Feb. 14, 2004	W	3-1	Auburn
Feb. 17, 2008	W	5-0	Auburn
Feb. 8, 2013	W	9-1	Auburn
Feb. 13, 2016	W	9-2	Auburn
Feb. 9, 2018	W	2-0	Auburn
Feb. 10, 2018	W	9-1 (6)	Auburn

**Gardner-Webb (5-0)**

Feb. 18, 2005	W	4-0	Auburn
Feb. 20, 2005	W	3-0	Auburn
Feb. 16, 2008	W	2-1	Auburn
March 6, 2010	W	8-0 (5)	Auburn
March 1, 2013	W	10-0 (5)	Auburn

**George Mason (1-0)**

Feb. 22, 2008	W	3-1	Orlando, Fla.
---------------	---	-----	---------------

**George Washington (2-0)**

March 9, 2012	W	3-0	Auburn
Feb. 7, 2015	W	8-0 (5)	Auburn

**Georgia (22-35)**

April 25, 1997	L	1-0	Athens, Ga.
April 25, 1997	W	6-4 (8)	Athens, Ga.
April 24, 1998	L	4-1	Auburn
April 24, 1998	L	3-0	Auburn
May 1, 1999	L	4-2	Athens, Ga.
May 1, 1999	W	8-0	Athens, Ga.
April 28, 2000	W	3-2	Auburn
April 28, 2000	W	7-5	Auburn
March 17, 2001	W	4-0	Athens, Ga.
March 17, 2001	L	1-0	Athens, Ga.
March 18, 2001	W	8-2	Athens, Ga.
March 16, 2002	L	5-3	Auburn
March 16, 2002	L	12-2	Auburn
March 17, 2002	L	8-1	Auburn
May 9, 2002	L	4-3	Chattanooga, Tenn.*
March 8, 2003	L	7-1	Athens, Ga.
March 8, 2003	L	10-0	Athens, Ga.
March 9, 2003	L	9-4	Athens, Ga.
April 17, 2004	W	1-0	Auburn

April 17, 2004	L	5-3	Auburn
April 18, 2004	W	4-2	Auburn
April 16, 2005	L	5-4	Athens, Ga.
April 16, 2005	L	4-3 (8)	Athens, Ga.
April 17, 2005	W	8-4	Athens, Ga.
May 14, 2005	L	7-3	Gainesville, Fla.*
March 25, 2006	L	4-1	Auburn
March 25, 2006	L	8-5	Auburn
March 26, 2006	W	6-2	Auburn
March 14, 2007	L	4-0	Auburn
March 14, 2007	L	5-2	Auburn
April 16, 2008	L	3-2	Athens, Ga.
April 16, 2008	W	2-1	Athens, Ga.
April 18, 2009	L	7-2	Auburn
April 18, 2009	L	10-0	Auburn
April 19, 2009	L	12-6	Auburn
April 17, 2010	L	7-0	Athens, Ga.
April 17, 2010	L	7-5	Athens, Ga.
April 18, 2010	L	1-0	Athens, Ga.
April 29, 2011	L	6-1	Auburn
April 30, 2011	W	3-1	Auburn
May 1, 2011	W	3-2	Auburn
March 16, 2012	W	2-0	Athens, Ga.
March 17, 2012	L	6-3	Athens, Ga.
March 18, 2012	L	4-2	Athens, Ga.
March 15, 2013	L	9-3	Auburn
March 16, 2013	L	2-0	Auburn
March 17, 2013	L	9-8	Auburn
April 19, 2014	L	11-2 (5)	Athens, Ga.
April 19, 2014	L	8-4	Athens, Ga.
April 20, 2014	W	8-1	Athens, Ga.
April 22, 2016	W	4-3	Auburn
April 23, 2016	W	13-2 (5)	Auburn
April 24, 2016	W	2-1	Auburn
June 4, 2016	W	4-3	Oklahoma City, Okla.^
March 31, 2017	W	7-5	Athens, Ga.
April 1, 2017	W	13-4	Athens, Ga.
April 2, 2017	W	4-3	Athens, Ga.

**Georgia Southern (3-1)**

Feb. 27, 1999	L	5-3	Statesboro, Ga.
March 5, 2005	W	10-0	Marietta, Ga.
March 7, 2008	W	3-0	Auburn
Feb. 25, 2011	W	9-1 (5)	Auburn



## ALL-TIME RESULTS BY OPPONENT

**Georgia State (17-5)**

Feb. 16, 1999	L	8-0	Auburn
Feb. 16, 1999	W	8-0	Auburn
March 30, 1999	L	2-1	Auburn
March 30, 1999	L	7-6	Auburn
March 29, 2005	W	4-2	Auburn
Feb. 14, 2006	W	3-2 (9)	Atlanta, Ga.
Feb. 14, 2007	W	8-0 (6)	Auburn
April 9, 2008	W	1-0	Atlanta, Ga.
April 9, 2008	W	3-0	Atlanta, Ga.
Feb. 11, 2009	W	6-0	Auburn
Feb. 17, 2010	L	6-5 (8)	Atlanta, Ga.
Feb. 23, 2011	W	4-2	Auburn
Feb. 22, 2012	W	9-1 (5)	Atlanta, Ga.
Feb. 20, 2013	L	4-1	Auburn
March 26, 2014	W	16-1 (5)	Atlanta, Ga.
Feb. 12, 2015	W	20-8 (5)	Auburn
Feb. 18, 2015	W	10-0 (5)	Auburn
March 6, 2016	W	7-0	Auburn
March 6, 2016	W	9-0 (6)	Auburn
March 23, 2016	W	8-4	Atlanta, Ga.
April 12, 2017	W	6-3	Auburn
Feb. 18, 2018	W	5-0	Auburn

**Georgia Tech (4-7)**

March 29, 1997	L	4-0	Atlanta, Ga.
Feb. 15, 2000	W	3-1	Auburn
April 11, 2000	L	4-3 (8)	Atlanta, Ga.
March 19, 2002	L	9-1	Auburn
March 19, 2002	L	2-1	Auburn
April 23, 2003	W	1-0	Auburn
May 2, 2003	L	2-0	Atlanta, Ga.
Feb. 29, 2008	W	3-2	Columbus, Ga.
May 16, 2009	L	4-1	Atlanta, Ga.^
May 22, 2010	L	4-1	Atlanta, Ga.^
Feb. 19, 2012	W	12-5	Auburn

**Green Bay (1-0)**

May 17, 2014	W	9-1	Minneapolis, Minn.^
--------------	---	-----	---------------------

**Harvard (1-2)**

March 1, 1997	W	6-5	Boca Raton, Fla.
March 2, 1997	L	5-4	Boca Raton, Fla.
March 3, 1997	L	9-4	Boca Raton, Fla.

**Hawaii (1-2)**

Feb. 15, 2001	W	3-2	Honolulu, Hawaii
Feb. 17, 2001	L	5-0	Honolulu, Hawaii
Feb. 9, 2007	L	2-1	Honolulu, Hawaii

**Hofstra (1-1)**

May 20, 2004	L	1-0	Stanford, Calif.
Feb. 24, 2007	W	4-2	Columbus, Ga.

**Houston (0-1)**

May 18, 2012	L	2-1	Austin, Texas^
--------------	---	-----	----------------

**Illinois (1-0)**

March 18, 2017	W	6-2	Clearwater, Fla.
----------------	---	-----	------------------

**Illinois-Chicago (1-0)**

March 5, 2011	W	3-2	Norman, Okla.
---------------	---	-----	---------------

**Illinois State (2-3)**

March 7, 1999	L	7-4	Fullerton, Calif.
Jan 30, 2004	W	2-0	Miami, Fla.
Feb. 4, 2005	L	3-2 (8)	Miami, Fla.
Feb. 26, 2010	L	5-4 (8)	Columbus, Ga.
Feb. 28, 2014	W	3-2	Kissimmee, Fla.

**Indiana (4-0)**

Feb. 25, 2000	W	4-3	Auburn
March 12, 2000	W	5-3	Tampa, Fla.
Feb. 28, 2009	W	2-1	Fullerton, Calif.
March 4, 2016	W	8-7 (8)	Auburn

**Indiana State (3-0)**

Feb. 18, 2000	W	11-3	Auburn
Feb. 14, 2013	W	7-1	Auburn
Feb. 28, 2016	W	21-0 (5)	Auburn

**IPFW (2-0)**

Feb. 11, 2012	W	2-0	Auburn
March 14, 2014	W	10-0 (5)	Auburn

**Iowa (2-2)**

Feb. 21, 1997	L	7-5 (8)	Tempe, Ariz.
March 5, 2005	W	2-1	Marietta, Ga.
March 6, 2005	L	16-1	Marietta, Ga.
May 15, 2009	W	1-0	Atlanta, Ga.^

**Iowa State (0-1)**

March 8, 2002	L	4-3	Tallahassee, Fla.
---------------	---	-----	-------------------

**James Madison (1-2)**

Feb. 20, 2016	L	3-2	Clearwater, Fla.
Feb. 25, 2017	W	4-0	Auburn
Feb. 26, 2017	L	1-0	Auburn

**Jacksonville (1-0)**

Feb. 6, 2009	W	5-0	Miami, Fla.
--------------	---	-----	-------------

**Jacksonville State (17-2)**

Feb. 26, 1997	W	7-0	Auburn
Feb. 26, 1997	W	3-0	Auburn
March 11, 1997	W	5-1	Jacksonville, Ala.
March 11, 1997	L	2-0	Jacksonville, Ala.
Feb. 19, 2000	W	2-0	Auburn
Feb. 20, 2000	W	6-0	Auburn
March 30, 2005	W	7-2	Jacksonville, Ala.
Feb. 17, 2006	W	7-1	Auburn
Feb. 27, 2007	W	1-0	Jacksonville, Ala.
April 2, 2008	W	8-0 (6)	Auburn
Feb. 10, 2009	W	5-2	Jacksonville, Ala.
April 27, 2010	W	8-5	Auburn
May 22, 2010	W	15-1	Atlanta, Ga. ^
Feb. 13, 2011	W	6-3	Birmingham, Ala.
Feb. 21, 2014	W	6-5 (9)	Auburn
Feb. 22, 2014	W	13-3 (5)	Auburn
May 20, 2016	W	2-1	Auburn ^
May 22, 2016	W	14-2 (5)	Auburn ^
May 19, 2018	L	3-2	Tallahassee, Fla. ^

**Kansas (1-2)**

Feb. 21, 1998	L	2-0	Tampa, Fla.
Feb. 16, 2013	W	8-5	Auburn
Feb. 22, 2013	L	11-10	Corpus Christi, Texas

**Kennesaw State (3-0)**

April 19, 2017	W	7-3	Auburn
April 4, 2018	W	2-1	Auburn
May 18, 2018	W	5-2	Tallahassee, Fla. ^

**Kent State (1-2)**

Feb. 27, 2000	L	1-0	Auburn
Feb. 26, 2010	L	1-0 (8)	Columbus, Ga.
Feb. 9, 2013	W	5-3	Auburn

**Kentucky (41-17)**

March 23, 1997	W	5-4 (9)	Auburn
March 23, 1997	W	5-0	Auburn
March 22, 1998	L	6-1	Lexington, Ky.
March 22, 1998	W	9-4	Lexington, Ky.
March 28, 1999	L	7-6	Auburn
March 28, 1999	W	9-1	Auburn
March 24, 2000	L	4-3	Lexington, Ky.
March 24, 2000	L	10-6	Lexington, Ky.
April 28, 2001	W	6-3	Lexington, Ky.

April 28, 2001	L	8-5	Lexington, Ky.
April 29, 2001	L	7-6	Lexington, Ky.
April 27, 2002	L	8-5	Auburn
April 27, 2002	W	6-1	Auburn
April 28, 2002	W	17-1	Auburn
April 18, 2003	W	9-1	Lexington, Ky.
April 18, 2003	W	5-4	Lexington, Ky.
April 19, 2003	W	1-0	Lexington, Ky.
May 1, 2004	W	6-1	Auburn
May 1, 2004	W	1-0	Auburn
May 2, 2004	W	6-0	Auburn
Feb. 5, 2005	W	9-1	Miami, Fla.
April 30, 2005	L	5-2	Lexington, Ky.
April 30, 2005	W	8-0	Lexington, Ky.
May 1, 2005	W	10-0	Lexington, Ky.
March 11, 2006	W	2-1	Auburn
March 11, 2006	W	3-0	Auburn
March 12, 2006	W	7-6 (8)	Auburn
March 10, 2007	W	10-1 (5)	Lexington, Ky.
March 10, 2007	W	9-4 (8)	Lexington, Ky.
March 11, 2007	L	2-1	Lexington, Ky.
May 3, 2008	W	14-1 (5)	Auburn
May 3, 2008	W	3-2	Auburn
May 4, 2008	W	5-4	Auburn
March 14, 2009	L	4-3	Lexington, Ky.
March 14, 2009	L	8-0 (5)	Lexington, Ky.
March 15, 2009	L	8-0 (5)	Lexington, Ky.
March 13, 2010	W	3-2	Auburn
March 14, 2010	L	5-3	Auburn
March 15, 2010	W	1-0 (9)	Auburn
May 6, 2011	W	5-3 (8)	Lexington, Ky.
May 7, 2011	L	10-2 (6)	Lexington, Ky.
May 8, 2011	W	2-1	Lexington, Ky.
March 23, 2012	L	8-4 (8)	Auburn
March 24, 2012	L	5-2	Auburn
March 25, 2012	W	2-1	Auburn
March 28, 2014	W	7-6	Lexington, Ky.
March 30, 2014	W	6-4	Lexington, Ky.
March 30, 2014	L	2-1	Lexington, Ky.
March 20, 2015	W	5-0	Auburn
March 21, 2015	W	4-1	Auburn
March 22, 2015	W	9-7	Auburn
April 1, 2016	W	9-0 (5)	Lexington, Ky.
April 2, 2016	W	6-5	Lexington, Ky.
April 3, 2016	W	3-1 (9)	Lexington, Ky.
May 11, 2017	W	2-0	Knoxville, Tenn. *
March 23, 2018	W	3-1	Auburn
March 24, 2018	W	1-0 (12)	Auburn
March 25, 2018	W	6-4	Auburn



## ALL-TIME RESULTS BY OPPONENT

**LaGrange (2-0)**

Feb. 14, 1998	W	8-0	Auburn
Feb. 14, 1998	W	9-1	Auburn

**Liberty (2-0)**

March 2, 2017	W	15-0 (5)	Auburn
March 3, 2017	W	9-1 (6)	Auburn

**Lipscomb (3-1)**

Feb. 21, 2003	L	1-0	Macon, Ga.
Feb. 19, 2006	W	10-0 (5)	Auburn
March 9, 2008	W	6-1	Auburn
March 17, 2009	W	5-1	Nashville, Tenn.

**LIU Brooklyn (1-0)**

March 19, 2017	W	9-4	Clearwater, Fla.
----------------	---	-----	------------------

**Long Beach State (1-1)**

March 5, 2015	W	8-7 (8)	Fullerton, Calif.
Feb. 24, 2018	L	6-3	Cathedral City, Calif.

**Longwood (3-0)**

April 8, 2016	W	2-1	Auburn
April 9, 2016	W	5-2	Auburn
April 10, 2016	W	6-5	Auburn

**Louisiana-Lafayette (2-1)**

Feb. 16, 2003	L	9-1	Monroe, La.
May 22, 2015	W	12-11 (8)	Auburn^
May 23, 2015	W	6-3	Auburn^

**Louisiana-Monroe (1-0)**

Feb. 8, 2014	W	9-2	Auburn
--------------	---	-----	--------

**Louisiana Tech (5-0)**

Feb. 11, 2000	W	6-0	Grand Prairie, Texas
March 1, 2000	W	4-3	Auburn
March 1, 2000	W	3-0	Auburn
March 5, 2010	W	1-0	Auburn
March 9, 2012	W	3-0	Auburn

**Louisville (0-1)**

Feb. 8, 2009	L	5-3	Miami, Fla.
--------------	---	-----	-------------

**Loyola (1-0)**

Feb. 14, 2014	W	11-2 (5)	Auburn
---------------	---	----------	--------

**Loyola Marymount (1-0)**

Feb. 26, 2012	W	10-2 (6)	Boca Raton, Fla.
---------------	---	----------	------------------

**LSU (19-52)**

March 15, 1997	L	5-0	Auburn
March 15, 1997	L	4-1	Auburn
March 16, 1997	L	5-4	Auburn
March 16, 1997	L	8-2	Auburn
May 9, 1997	W	4-2	Columbus, Ga.*
March 6, 1998	L	5-2	Baton Rouge, La.
March 6, 1998	L	6-3	Baton Rouge, La.
March 8, 1998	L	4-3	Baton Rouge, La.
March 19, 1999	L	12-3	Auburn
March 19, 1999	L	4-2	Auburn
March 20, 1999	L	9-1	Auburn
March 20, 1999	L	10-1	Auburn
March 17, 2000	L	6-5	Baton Rouge, La.
March 17, 2000	W	2-1	Baton Rouge, La.
March 18, 2000	L	9-1	Baton Rouge, La.
March 18, 2000	L	9-1	Baton Rouge, La.
May 11, 2000	L	8-0	Columbus, Ga.*
May 5, 2001	L	9-0	Auburn
May 5, 2001	L	6-3	Auburn
May 6, 2001	W	7-3	Auburn
May 10, 2001	L	6-0	Chattanooga, Tenn.*
May 12, 2001	L	4-1	Chattanooga, Tenn.*
May 1, 2002	L	8-0	Baton Rouge, La.
May 1, 2002	W	2-1	Baton Rouge, La.
May 2, 2002	L	5-0	Baton Rouge, La.
April 26, 2003	L	2-0	Auburn
April 26, 2003	L	5-4	Auburn
April 27, 2003	L	10-1	Auburn
April 24, 2004	W	2-1	Baton Rouge, La.
April 24, 2004	L	11-0	Baton Rouge, La.
May 15, 2004	W	2-0	Tuscaloosa, Ala.*
May 16, 2004	L	1-0	Tuscaloosa, Ala.*
April 23, 2005	W	7-4	Auburn
April 23, 2005	W	8-0	Auburn
April 24, 2005	W	2-0	Auburn
April 8, 2006	L	4-0	Baton Rouge, La.
April 8, 2006	L	6-5	Baton Rouge, La.
April 9, 2006	W	1-0	Baton Rouge, La.
May 11, 2006	L	4-1	Athens, Ga.*
March 31, 2007	L	9-0 (5)	Auburn
March 31, 2007	L	4-1	Auburn
April 1, 2007	L	5-2	Auburn
March 21, 2008	L	8-1	Baton Rouge, La.
March 21, 2008	L	5-3 (10)	Baton Rouge, La.
March 22, 2008	L	10-0 (6)	Baton Rouge, La.
May 8, 2008	L	4-0	Baton Rouge, La.*



May 2, 2009	L	3-2	Auburn
May 2, 2009	W	6-1	Auburn
May 3, 2009	L	4-1	Auburn
March 20, 2010	L	7-0	Baton Rouge, La.
March 20, 2010	L	4-3	Baton Rouge, La.
March 21, 2010	L	4-0	Baton Rouge, La.
April 20, 2011	L	7-3	Auburn
April 20, 2011	L	1-0	Auburn
March 14, 2012	L	4-1	Baton Rouge, La.
March 14, 2012	W	2-0	Baton Rouge, La.
March 7, 2014	L	4-1	Auburn
March 8, 2014	W	6-4	Auburn
March 9, 2014	W	7-0	Auburn
May 1, 2015	W	2-1	Baton Rouge, La.
May 2, 2015	W	1-0	Baton Rouge, La.
May 3, 2015	L	7-1	Baton Rouge, La.
May 28, 2015	L	6-1	Oklahoma City, Okla.^
May 14, 2016	W	7-1	Starkville, Miss.*
March 10, 2017	W	5-4	Auburn
March 12, 2017	L	8-0 (6)	Auburn
March 12, 2017	W	5-4	Auburn
May 13, 2017	L	6-0	Knoxville, Tenn.*
March 9, 2018	L	3-2 (14)	Baton Rouge, La.
March 10, 2018	L	3-2	Baton Rouge, La.
March 11, 2018	L	1-0	Baton Rouge, La.

**Marist (1-0)**

May 19, 2006	W	14-0 (5)	Tucson, Ariz.^
--------------	---	----------	----------------

**Marshall (7-0)**

Feb. 11, 2005	W	8-0	Auburn
Feb. 13, 2005	W	8-0	Auburn
Feb. 16, 2008	W	7-2	Auburn
Feb. 26, 2011	W	8-1	Auburn
Feb. 14, 2014	W	19-5 (5)	Auburn
Feb. 21, 2015	W	5-4	Tampa, Fla.
Feb. 8, 2018	W	4-0	Auburn

**Maryland (3-1)**

March 4, 2007	L	5-4	Tampa, Fla.
March 1, 2014	W	16-3 (5)	Kissimmee, Fla.
Feb. 17, 2018	W	12-1 (5)	Auburn
Feb. 18, 2018	W	8-0 (5)	Auburn

**Massachusetts (1-1)**

March 1, 1998	W	4-2	Columbus, Ga.
March 1, 2008	L	6-3	Columbus, Ga.

**McNeese State (2-0)**

Feb. 15, 2008	W	7-6	Auburn
Feb. 17, 2011	W	7-5	Auburn

**Mercer (18-4)**

April 5, 2000	W	11-2	Auburn
April 5, 2000	W	11-3	Auburn
April 25, 2001	W	7-3	Auburn
April 25, 2001	W	12-0	Auburn
Feb. 2, 2002	W	7-0	Auburn
Feb. 3, 2002	W	5-1	Auburn
Feb. 9, 2002	W	3-2	Macon, Ga.
Feb. 9, 2002	W	7-3	Macon, Ga.
Feb. 7, 2003	W	9-2	Auburn
Feb. 8, 2003	W	3-0	Auburn
Feb. 22, 2003	W	5-4	Macon, Ga.
Feb. 18, 2006	W	19-0 (5)	Auburn
March 25, 2008	L	1-0	Macon, Ga.
March 25, 2008	W	10-0 (5)	Macon, Ga.
March 3, 2009	L	7-6 (9)	Auburn
March 3, 2009	L	1-0	Auburn
April 13, 2010	W	4-0	Macon, Ga.
April 6, 2011	L	3-0	Auburn
April 6, 2011	W	5-0	Auburn
Feb. 12, 2015	W	7-3	Auburn
Feb. 14, 2015	W	9-1 (5)	Auburn
Feb. 19, 2017	W	10-1 (5)	Auburn

**Miami (Ohio) (2-0)**

March 10, 2000	W	3-2	Tampa, Fla.
Feb. 10, 2006	W	15-1 (5)	Auburn

**Michigan (0-5)**

Feb. 25, 2000	L	10-3	Auburn
Feb. 28, 2006	L	1-0	Auburn
Feb. 23, 2007	L	5-1 (8)	Columbus, Ga.
Feb. 24, 2008	L	9-0 (5)	Orlando, Fla.
March 2, 2012	L	4-0	Orlando, Fla.

**Michigan State (1-2)**

Feb. 21, 1997	L	5-3	Tempe, Ariz.
Feb. 22, 1997	L	4-3	Tempe, Ariz.
Feb. 25, 2012	W	4-1	Boca Raton, Fla.



## ALL-TIME RESULTS BY OPPONENT

**Middle Tennessee (12-2)**

March 28, 1997	L	10-5	Atlanta, Ga.
Feb. 26, 1999	W	3-2	Statesboro, Ga.
Feb. 28, 1999	W	2-1	Statesboro, Ga.
March 8, 2002	L	9-3	Tallahassee, Fla.
March 10, 2002	W	6-0	Tallahassee, Fla.
April 22, 2002	W	10-4 (8)	Murfreesboro, Tenn.
March 4, 2005	W	13-1	Marietta, Ga.
March 4, 2005	W	7-0	Marietta, Ga.
Feb. 17, 2006	W	5-2	Auburn
Feb 20, 2009	W	4-0	Auburn
April 28, 2010	W	8-0 (5)	Auburn
Feb. 27, 2011	W	10-0 (5)	Auburn
March 1, 2013	W	7-3	Auburn
March 13, 2013	W	5-2	Murfreesboro, Tenn.

**Minnesota (2-3)**

Feb. 27, 1998	L	8-2	Columbus, Ga.
Feb. 10, 2006	W	7-0	Auburn
March 2, 2013	L	4-3 (8)	Auburn
May 18, 2014	W	4-3 (8)	Minneapolis, Minn.^
May 18, 2014	L	8-6	Minneapolis, Minn.^

**Mississippi State (31-32)**

May 3, 1997	L	6-3	Auburn
May 3, 1997	L	4-0	Auburn
May 4, 1997	W	5-4	Auburn
May 4, 1997	W	4-1	Auburn
May 1, 1998	W	2-0	Auburn
May 1, 1998	L	1-0	Auburn
May 2, 1998	L	6-2	Auburn
May 2, 1998	L	3-2	Auburn
May 7, 1999	L	4-3	Starkville, Miss.
May 7, 1999	L	8-0	Starkville, Miss.
May 8, 1999	L	8-0	Starkville, Miss.
May 8, 1999	L	4-3	Starkville, Miss.
April 30, 2000	L	3-2	Auburn
April 30, 2000	L	9-4	Auburn
May 1, 2000	W	5-2	Auburn
May 1, 2000	L	10-2	Auburn
May 12, 2000	L	9-3	Columbus, Ga.*
April 14, 2001	L	5-4	Starkville, Miss.
April 14, 2001	L	7-2	Starkville, Miss.
April 15, 2001	L	4-3	Starkville, Miss.
April 13, 2002	L	2-1	Auburn
April 13, 2002	W	6-4	Auburn
April 14, 2002	L	3-1	Auburn
April 5, 2003	W	7-3	Starkville, Miss.
April 5, 2003	L	7-1	Starkville, Miss.

April 2, 2004	W	3-2	Auburn
April 3, 2004	W	7-3	Auburn
April 3, 2004	L	3-2	Auburn
May 15, 2004	W	4-3	Tuscaloosa, Ala.*
April 2, 2005	W	10-2	Starkville, Miss.
April 2, 2005	L	4-3	Starkville, Miss.
April 3, 2005	W	6-4	Starkville, Miss.
April 14, 2006	W	4-1	Auburn
April 15, 2006	W	6-5	Auburn
April 15, 2006	W	5-3	Auburn
March 24, 2007	L	3-1	Starkville, Miss.
March 24, 2007	L	4-1	Starkville, Miss.
March 25, 2007	W	2-1	Starkville, Miss.
March 11, 2008	L	8-3	Auburn
March 11, 2008	W	5-4 (9)	Auburn
March 12, 2008	W	8-0 (5)	Auburn
April 22, 2009	L	2-1 (10)	Starkville, Miss.
April 22, 2009	W	8-3	Starkville, Miss.
April 21, 2010	L	3-2	Auburn
April 21, 2010	L	2-1	Auburn
April 8, 2011	L	4-3	Starkville, Miss.
April 9, 2011	W	5-3	Starkville, Miss.
April 10, 2011	W	5-4 (8)	Starkville, Miss.
May 4, 2012	L	3-1	Auburn
May 5, 2012	W	4-1	Auburn
May 6, 2012	W	2-1	Auburn
March 29, 2013	W	8-3	Starkville, Miss.
March 29, 2013	W	7-5	Starkville, Miss.
March 30, 2013	L	4-3	Starkville, Miss.
March 21, 2014	W	11-3 (6)	Auburn
March 22, 2014	W	5-2	Auburn
March 23, 2014	L	5-2	Auburn
March 18, 2016	W	3-2 (14)	Starkville, Miss.
March 19, 2016	L	6-3	Starkville, Miss.
March 20, 2016	W	2-0	Starkville, Miss.
April 28, 2017	W	4-2	Auburn
April 29, 2017	W	6-2	Auburn
April 30, 2017	W	6-3	Auburn

**Mississippi Valley State (2-0)**

April 23, 2011	W	11-3 (6)	Auburn
April 23, 2011	W	14-1 (5)	Auburn

**Missouri (7-8)**

Feb. 8, 2003	L	8-3	Auburn
Feb. 9, 2003	W	3-2	Auburn
Feb. 24, 2006	W	2-0	Santa Barbara, Calif.
April 11, 2014	L	4-2	Auburn
April 12, 2014	L	8-7	Auburn
April 13, 2014	L	7-6	Auburn





March 27, 2015	W	14-6 (5)	Columbia, Mo.
March 28, 2015	L	5-4 (8)	Columbia, Mo.
March 29, 2015	W	10-8	Columbia, Mo.
May 7, 2015	W	5-2	Baton Rouge, La.*
April 14, 2017	L	6-1	Auburn
April 15, 2017	W	5-4	Auburn
April 16, 2017	W	6-1	Auburn
April 13, 2018	L	5-4	Columbia, Mo.
April 14, 2018	L	5-1	Columbia, Mo.

**Missouri-Kansas City (2-0)**

March 9, 2002	W	4-2	Auburn
Feb 13, 2009	W	11-3	Auburn

**Morehead State (2-0)**

Feb. 15, 2009	W	2-0	Auburn
Feb. 8, 2014	W	12-0 (5)	Auburn

**Murray State (4-0)**

Feb. 26, 2011	W	14-2 (6)	Auburn
March 19, 2014	W	10-0 (5)	Auburn
March 19, 2014	W	11-7	Auburn
March 5, 2016	W	10-0 (5)	Auburn

**Nebraska (2-3)**

Feb. 27, 1998	L	6-3	Columbus, Ga.
Feb. 8, 2007	L	1-0 (8)	Honolulu, Hawaii
Feb. 11, 2007	L	1-0	Honolulu, Hawaii
Feb. 20, 2010	W	2-1	Auburn
Feb. 10, 2017	W	3-1	Puerto Vallarta, Mexico

**Nebraska-Omaha (1-0)**

Feb. 15, 2014	W	4-2	Auburn
---------------	---	-----	--------

**New Mexico (0-3)**

Feb. 20, 1999	L	3-0	College Station, Texas
Feb. 21, 1999	L	10-1	College Station, Texas
Feb. 23, 2013	L	2-1	Corpus Christi, Texas

**New Mexico State (1-0)**

Feb. 16, 2002	W	2-0	Tucson, Ariz.
---------------	---	-----	---------------

**Nevada (0-1)**

Feb. 27, 2009	L	5-1	Fullerton, Calif.
---------------	---	-----	-------------------

**North Carolina (2-1)**

Feb. 23, 2007	W	3-0 (8)	Columbus, Ga.
Feb. 7, 2009	W	6-5	Miami, Fla.
March 3, 2012	L	1-0 (8)	Orlando, Fla.

**North Carolina State (1-0)**

Feb. 28, 2010	W	2-1	Columbus, Ga.
---------------	---	-----	---------------

**North Dakota (2-0)**

Feb. 23, 2017	W	6-0	Auburn
Feb. 24, 2017	W	8-0 (6)	Auburn

**North Dakota State (3-1)**

Feb. 7, 2014	W	11-3 (6)	Auburn
May 16, 2014	L	5-2	Minneapolis, Minn.^
May 17, 2014	W	1-0	Minneapolis, Minn.^
March 17, 2017	W	2-1	Tampa, Fla.

**Northern Illinois (1-0)**

Feb. 10, 2001	W	7-2	Auburn
---------------	---	-----	--------

**North Texas (1-0)**

Feb. 6, 2004	W	7-2	Waco, Texas
--------------	---	-----	-------------

**Northwestern (0-1)**

Jan. 31, 2003	L	6-1	Tampa, Fla.
---------------	---	-----	-------------

**Northwestern State (1-0)**

Feb. 6, 2004	W	2-0	Waco, Texas
--------------	---	-----	-------------

**Notre Dame (3-5)**

Feb. 22, 1997	L	4-2	Tempe, Ariz.
Feb. 21, 1998	W	2-0	Tampa, Fla.
Feb. 28, 1998	L	1-0	Columbus, Ga.
Feb. 15, 2002	L	3-2 (10)	Tucson, Ariz.
Feb. 16, 2007	L	3-2	Auburn
Feb. 13, 2010	W	5-2	Tempe, Ariz.
Feb. 9, 2014	L	3-2 (8)	Auburn
Feb. 22, 2018	W	6-2	Cathedral City, Calif.

**Ohio (1-0)**

Feb. 19, 2010	W	6-0	Auburn
---------------	---	-----	--------



## ALL-TIME RESULTS BY OPPONENT

**Ohio State (3-2)**

Feb. 10, 2001	W	3-2	Auburn
Feb. 11, 2001	L	4-0 (9)	Auburn
May 18, 2006	L	1-0 (10)	Tucson, Ariz.^
Feb. 27, 2015	W	14-2 (5)	Auburn
March 18, 2017	W	8-0 (6)	Clearwater, Fla.

**Oklahoma (2-6)**

March 1, 2002	L	6-2	Miami, Fla.
March 4, 2011	L	6-0	Norman, Okla.
June 6, 2016	L	3-2	Oklahoma City, Okla.^
June 7, 2016	W	11-7	Oklahoma City, Okla.^
June 8, 2016	L	2-1	Oklahoma City, Okla.^
Feb. 9, 2017	W	3-2	Puerto Vallarta, Mexico
May 26, 2017	L	4-0	Auburn^
May 27, 2017	L	5-2	Auburn^

**Oklahoma State (4-1)**

Feb. 11, 2000	W	6-3	Grand Prairie, Texas
March 5, 2011	W	4-3	Stillwater, Okla.
March 6, 2011	L	3-2	Stillwater, Okla.
Feb. 17, 2012	W	8-0 (5)	Auburn
Feb. 19, 2016	W	6-1	Clearwater, Fla.

**Ole Miss (45-18)**

April 19, 1997	W	7-4	Oxford, Miss.
April 19, 1997	W	4-2	Oxford, Miss.
April 20, 1997	W	9-4	Oxford, Miss.
April 20, 1997	L	5-0	Oxford, Miss.
April 18, 1998	L	4-0	Auburn
April 18, 1998	W	8-0	Auburn
April 19, 1998	L	4-3	Auburn
April 19, 1998	L	10-2	Auburn
April 23, 1999	W	7-6	Oxford, Miss.
April 23, 1999	W	5-0	Oxford, Miss.
April 24, 1999	W	6-5	Oxford, Miss.
April 24, 1999	W	5-2	Oxford, Miss.
April 21, 2000	L	2-1 (9)	Auburn
April 21, 2000	W	4-2	Auburn
April 22, 2000	W	6-0	Auburn
April 22, 2000	L	6-2	Auburn
March 31, 2001	W	4-0	Oxford, Miss.
March 31, 2001	W	13-7 (10)	Oxford, Miss.
April 1, 2001	L	3-2	Oxford, Miss.
March 30, 2002	W	4-0	Auburn
March 30, 2002	W	3-0	Auburn
March 31, 2002	W	4-0	Auburn
March 22, 2003	W	3-0	Oxford, Miss.

March 22, 2003	W	2-0	Oxford, Miss.
March 23, 2003	W	4-0	Oxford, Miss.
March 20, 2004	W	5-0	Auburn
March 20, 2004	W	9-0	Auburn
March 21, 2004	L	3-1	Auburn
March 19, 2005	L	2-0	Oxford, Miss.
March 19, 2005	W	4-0	Oxford, Miss.
March 20, 2005	W	4-3	Oxford, Miss.
May 6, 2006	W	2-0	Auburn
May 6, 2006	L	5-4	Auburn
May 7, 2006	L	6-5	Auburn
March 17, 2007	L	4-2	Auburn
March 17, 2007	L	3-2	Auburn
March 18, 2007	W	3-1	Auburn
March 15, 2008	W	3-1	Oxford, Miss.
March 15, 2008	W	5-0	Oxford, Miss.
March 16, 2008	W	3-2 (11)	Oxford, Miss.
March 7, 2009	W	9-8 (13)	Auburn
March 7, 2009	W	4-3	Auburn
March 8, 2009	W	8-5	Auburn
April 24, 2010	W	3-2	Oxford, Miss.
April 24, 2010	W	3-0	Oxford, Miss.
April 25, 2010	L	6-5	Oxford, Miss.
March 25, 2011	W	4-1	Auburn
March 26, 2011	L	2-1	Auburn
March 27, 2011	W	8-0 (5)	Auburn
March 30, 2012	W	9-5 (10)	Oxford, Miss.
March 31, 2012	W	7-4	Oxford, Miss.
April 1, 2012	L	6-1	Oxford, Miss.
April 5, 2013	W	9-0 (6)	Auburn
April 6, 2013	W	2-1	Auburn
April 7, 2013	L	11-9	Auburn
March 14, 2015	W	14-3 (5)	Oxford, Miss.
March 15, 2015	W	7-3	Oxford, Miss.
March 16, 2015	W	10-2 (6)	Oxford, Miss.
April 7, 2017	W	3-1	Auburn
April 8, 2017	L	10-4	Auburn
April 9, 2017	W	3-1	Auburn
March 30, 2018	W	3-1	Oxford, Miss.
March 31, 2018	W	5-1	Oxford, Miss.
April 1, 2018	L	3-2 (8)	Oxford, Miss.

**Oregon (0-3)**

March 7, 1999	L	6-2	Fullerton, Calif
May 21, 2010	L	1-0	Atlanta, Ga.^
Feb. 28, 2014	L	3-0	Kissimmee, Fla.

**Oregon State (1-0)**

Feb. 24, 2018	W	10-7	Cathedral City, Calif.
---------------	---	------	------------------------

**Pacific (1-2)**

March 6, 1999	L	6-2	Fullerton, Calif.
Feb. 8, 2004	L	2-1	Waco, Texas
March 5, 2015	W	4-1	Fullerton, Calif.

**Penn State (2-1)**

Feb. 19, 1999	W	7-3	College Station, Texas
Feb. 20, 1999	W	3-0	College Station, Texas
March 4, 2012	L	3-2	Orlando, Fla.

**Portland State (3-0)**

March 6, 1999	W	8-0	Fullerton, Calif.
Feb. 9, 2007	W	2-0	Honolulu, Hawaii
May 20, 2011	W	2-1	Seattle, Wash.^

**Presbyterian (1-0)**

March 11, 2012	W	8-0 (5)	Auburn
----------------	---	---------	--------

**Purdue (2-1)**

Feb. 9, 2001	W	7-2	Auburn
Feb. 22, 2009	L	3-1	Auburn
Feb. 23, 2014	W	8-0 (5)	Auburn

**Radford (2-1)**

March 9, 1997	L	5-4	Auburn
March 2, 2014	W	8-0 (5)	Kissimmee, Fla.
March 14, 2014	W	9-0 (5)	Auburn

**Sacramento State (2-0)**

Feb. 20, 2004	W	6-2	San Diego, Calif.
Feb. 25, 2005	W	2-1	Palo Alto, Calif.

**Saint Francis (Pa.) (2-0)**

Feb. 16, 2018	W	4-3	Auburn
Feb. 17, 2018	W	5-0	Auburn

**Samford (16-6)**

Feb. 18, 1997	W	4-2 (10)	Birmingham, Ala.
Feb. 18, 1997	W	4-3	Birmingham, Ala.
Feb. 25, 1998	W	8-0	Auburn
Feb. 25, 1998	L	5-4	Auburn
Feb. 23, 2000	L	1-0 (8)	Auburn
Feb. 23, 2000	L	4-3	Auburn
Feb. 7, 2001	W	2-1	Birmingham, Ala.
Feb. 7, 2001	W	9-1	Birmingham, Ala.
March 10, 2001	L	3-2	Birmingham, Ala.
March 11, 2001	L	3-2	Birmingham, Ala.
Feb. 19, 2002	W	4-3	Auburn
Feb. 19, 2002	W	9-1	Auburn
Feb. 11, 2003	L	1-0	Birmingham, Ala.
Feb. 24, 2004	W	4-0	Auburn
March 8, 2006	W	1-0	Auburn
March 5, 2008	W	7-3	Birmingham, Ala.
April 7, 2010	W	13-0 (5)	Auburn
Feb. 13, 2011	W	5-0	Auburn
Feb. 13, 2013	W	2-1	Auburn
Feb. 21, 2014	W	3-0	Auburn
March 1, 2015	W	13-0 (5)	Auburn
March 16, 2016	W	18-1 (5)	Birmingham, Ala.

**Sam Houston State (1-0)**

Feb. 2, 2003	W	6-5	Tampa, Fla.
--------------	---	-----	-------------

**San Diego State (1-0)**

Feb. 21, 2004	W	1-0	San Diego, Calif.
---------------	---	-----	-------------------

**San Jose State (1-0)**

Feb. 23, 2018	W	4-0	Cathedral City, Calif.
---------------	---	-----	------------------------

**Savannah State (1-0)**

March 15, 2014	W	22-0 (5)	Auburn
----------------	---	----------	--------

**SIU-Edwardsville (4-0)**

Feb. 21, 2010	W	7-0	Auburn
Feb. 28, 2015	W	8-5	Auburn
Feb. 16, 2017	W	4-3 (8)	Auburn
Feb. 17, 2017	W	8-1	Auburn

**South Alabama (5-1)**

April 10, 2007	W	3-0	Auburn
Feb. 20, 2008	W	4-3	Mobile, Ala.
April 14, 2009	L	3-1 (10)	Auburn
March 23, 2011	W	3-1	Mobile, Ala.
May 16, 2015	W	1-0	Auburn^
May 17, 2015	W	7-4	Auburn^



## ALL-TIME RESULTS BY OPPONENT

**South Carolina (33-26)**

April 27, 1997	L	4-0	Columbia, S.C.
April 27, 1997	L	4-2	Columbia, S.C.
May 10, 1997	L	9-0	Columbus, Ga.*
April 26, 1998	L	4-2	Auburn
April 26, 1998	L	5-3	Auburn
May 2, 1999	L	4-0	Columbia, S.C.
May 2, 1999	L	2-1	Columbia, S.C.
Feb. 26, 2000	W	4-2	Auburn
March 4, 2000	L	5-3	Auburn
March 4, 2000	W	4-3	Auburn
April 7, 2001	L	5-3 (10)	Auburn
April 7, 2001	L	10-0	Auburn
April 8, 2001	L	4-3	Auburn
April 6, 2002	L	4-2	Columbia, S.C.
April 6, 2002	L	3-1	Columbia, S.C.
April 7, 2002	L	3-2	Columbia, S.C.
March 29, 2003	L	12-1	Auburn
March 29, 2003	W	2-1	Auburn
March 30, 2003	L	4-0	Auburn
March 27, 2004	W	1-0	Columbia, S.C.
March 27, 2004	W	5-1	Columbia, S.C.
March 28, 2004	W	6-5	Columbia, S.C.
May 14, 2004	W	2-0	Tuscaloosa, Ala.*
March 26, 2005	W	10-8	Auburn
March 26, 2005	W	11-2	Auburn
May 12, 2005	W	8-0	Gainesville, Fla.*
April 29, 2006	L	5-2	Columbia, S.C.
April 29, 2006	W	4-0	Columbia, S.C.
April 30, 2006	L	7-1	Columbia, S.C.
April 28, 2007	W	8-0 (5)	Auburn
April 28, 2007	W	1-0	Auburn
April 29, 2007	W	3-0	Auburn
April 6, 2008	L	2-0	Columbia, S.C.
April 6, 2008	L	3-2	Columbia, S.C.
March 28, 2009	W	3-2	Auburn
March 29, 2009	W	12-4 (6)	Auburn
March 29, 2009	L	5-0	Auburn
March 27, 2010	W	4-1	Columbia, S.C.
March 27, 2010	W	5-3	Columbia, S.C.
March 28, 2010	W	11-3 (5)	Columbia, S.C.
March 18, 2011	W	9-1 (5)	Auburn
March 19, 2011	W	3-0	Auburn
March 20, 2011	W	3-2 (9)	Auburn
April 27, 2012	W	1-0	Columbia, S.C.
April 28, 2012	W	3-2	Columbia, S.C.
April 29, 2012	W	4-1	Columbia, S.C.

April 19, 2013	L	8-4	Auburn
April 20, 2013	W	7-1	Auburn
April 21, 2013	L	3-1	Auburn
May 2, 2014	W	5-3 (8)	Columbia, S.C.
May 3, 2014	L	7-4	Columbia, S.C.
May 4, 2014	L	4-2	Columbia, S.C.
May 7, 2014	W	7-5	Columbia, S.C.*
March 25, 2016	W	10-0 (5)	Auburn
March 26, 2016	W	5-2	Auburn
March 26, 2016	W	4-3	Auburn
April 21, 2017	W	2-0	Columbia, S.C.
April 22, 2017	W	2-0	Columbia, S.C.
April 23, 2017	L	3-0	Columbia, S.C.

**Southern Miss (5-0)**

March 1, 2006	W	4-1	Huntsville, Ala.
Feb. 18, 2011	W	3-0	Auburn
April 9, 2013	W	3-1	Auburn
March 12, 2018	W	9-2	Hattiesburg, Miss.
March 12, 2018	W	5-0	Hattiesburg, Miss.

**SE Louisiana (4-0)**

March 20, 2000	W	8-1	Hammond, La.
Feb. 1, 2002	W	2-1 (8)	Auburn
Feb. 3, 2002	W	1-0	Auburn
Feb. 14, 2003	W	3-2	Monroe, La.

**Southern (2-0)**

Feb. 23, 2013	W	7-1	Corpus Christi, Texas
March 3, 2013	W	14-0 (5)	Auburn

**Southern Illinois (1-3)**

March 11, 1998	W	1-0	Auburn
March 11, 1998	L	1-0	Auburn
Feb. 24, 2007	L	3-2 (9)	Columbus, Ga.
Feb. 27, 2010	L	1-0	Columbus, Ga.

**St. John's (1-0)**

Feb. 27, 2016	W	9-0 (5)	Auburn
---------------	---	---------	--------

**Stanford (0-2)**

March 5, 1999	L	9-0	Fullerton, Calif.
Feb. 26, 2005	L	9-0	Palo Alto, Calif.

**Stephen F. Austin (1-0)**

May 17, 2008	W	2-0	College Station, Texas^
--------------	---	-----	-------------------------

**Stetson (1-0)**

Feb. 27, 1999	W	4-0	Statesboro, Ga.
---------------	---	-----	-----------------

**Syracuse (4-0)**

Feb. 9, 2001	W	7-0	Auburn
March 2, 2008	W	6-0	Columbus, Ga.
March 2, 2012	W	5-0	Orlando, Fla.
March 1, 2014	W	10-1	Kissimmee, Fla.

**Tennessee (24-37)**

March 21, 1997	L	6-2	Auburn
March 21, 1997	L	8-2	Auburn
May 9, 1997	W	2-0	Columbus, Ga.*
March 21, 1998	L	6-3	Knoxville, Tenn.
March 21, 1998	W	3-2	Knoxville, Tenn.
March 26, 1999	L	7-4	Auburn
March 26, 1999	W	4-0	Auburn
March 25, 2000	L	8-7 (9)	Knoxville, Tenn.
March 25, 2000	W	18-5	Knoxville, Tenn.
April 21, 2001	L	7-2	Auburn
April 21, 2001	W	5-3	Auburn
April 22, 2001	W	12-1	Auburn
April 20, 2002	L	9-6	Knoxville, Tenn.
April 20, 2002	W	9-0	Knoxville, Tenn.
April 21, 2002	W	8-0	Knoxville, Tenn.
April 12, 2003	L	2-0	Auburn
April 12, 2003	W	1-0	Auburn
April 13, 2003	W	4-1	Auburn
May 9, 2003	L	4-3 (9)	Plant City, Fla.*
April 9, 2004	L	3-0	Knoxville, Tenn.
April 9, 2004	W	6-1	Knoxville, Tenn.
April 10, 2004	L	4-0	Knoxville, Tenn.
April 9, 2005	L	5-0	Auburn
April 9, 2005	W	3-1	Auburn
April 10, 2005	W	6-1	Auburn
March 18, 2006	L	2-0	Knoxville, Tenn.
March 18, 2006	W	3-1	Knoxville, Tenn.
March 19, 2006	L	8-0 (5)	Knoxville, Tenn.
April 21, 2007	L	10-0 (5)	Knoxville, Tenn.
April 21, 2007	L	2-1 (8)	Knoxville, Tenn.
April 22, 2007	L	5-1	Knoxville, Tenn.
March 29, 2008	L	8-4	Auburn
March 29, 2008	W	1-0	Auburn
March 30, 2008	W	2-1 (8)	Auburn
April 10, 2009	L	5-2	Knoxville, Tenn.
April 11, 2009	L	2-1 (11)	Knoxville, Tenn.
April 11, 2009	L	3-2	Knoxville, Tenn.
April 10, 2010	W	2-1	Auburn
April 10, 2010	L	2-1	Auburn
April 11, 2010	L	5-3	Auburn
April 1, 2011	L	2-1 (10)	Knoxville, Tenn.
April 2, 2011	W	9-1	Knoxville, Tenn.

April 3, 2011	L	8-0 (6)	Knoxville, Tenn.
May 13, 2011	L	2-1	Oxford, Miss.*
April 6, 2012	L	9-1 (5)	Auburn
April 7, 2012	L	5-3 (10)	Auburn
April 8, 2012	L	6-2	Auburn
May 10, 2012	L	2-1	Tuscaloosa, Ala.*
April 12, 2013	L	5-3	Knoxville, Tenn.
April 13, 2013	L	6-1	Knoxville, Tenn.
April 14, 2013	L	6-0	Knoxville, Tenn.
April 2, 2015	W	6-2	Auburn
April 3, 2015	L	8-6	Auburn
April 4, 2015	W	12-9	Auburn
May 9, 2015	W	6-5 (9)	Baton Rouge, La.*
May 30, 2015	W	4-2	Oklahoma City, Okla.^
May 1, 2016	L	10-2 (5)	Knoxville, Tenn.
May 1, 2016	L	12-1 (5)	Knoxville, Tenn.
April 6, 2018	L	2-1 (8)	Auburn
April 7, 2018	W	2-0	Auburn
April 8, 2018	W	6-0	Auburn

**Tennessee State (5-0)**

March 18, 2009	W	10-0 (5)	Nashville, Tenn.
Feb. 15, 2013	W	3-2	Auburn
March 12, 2013	W	6-1	Nashville, Tenn.
March 9, 2016	W	7-0	Auburn
March 9, 2016	W	8-0 (5)	Auburn

**Tennessee Tech (8-0)**

April 4, 2006	W	4-0	Pensacola, Fla.
Feb. 16, 2007	W	6-3	Auburn
March 9, 2008	W	2-0	Auburn
March 5, 2010	W	9-1	Auburn
Feb. 9, 2014	W	8-4	Auburn
May 15, 2015	W	4-1	Auburn^
Feb. 9, 2018	W	3-0	Auburn
Feb. 10, 2018	W	18-0 (5)	Auburn

**Texas (0-1)**

May 19, 2012	L	6-1	Austin, Texas^
--------------	---	-----	----------------

**Texas A&M (8-8)**

March 1, 1998	W	1-0	Columbus, Ga.
Feb. 19, 1999	L	3-0	College Station, Texas
Feb. 21, 1999	W	4-0	College Station, Texas
Feb. 23, 2001	L	4-3	Santa Barbara, Calif.
April 25, 2014	W	7-6	Auburn
April 26, 2014	W	6-0	Auburn
April 27, 2014	W	9-1 (5)	Auburn



## ALL-TIME RESULTS BY OPPONENT

April 10, 2015	W	8-1	College Station, Texas
April 11, 2015	L	12-4 (5)	College Station, Texas
April 12, 2015	W	12-4	College Station, Texas
May 6, 2016	L	6-5 (8)	Auburn
May 7, 2016	L	13-6	Auburn
May 8, 2016	W	5-4	Auburn
April 27, 2018	L	3-1	College Station, Texas
April 28, 2018	L	1-0	College Station, Texas
April 29, 2018	L	7-1	College Station, Texas

**Texas A&M CC (2-0)**

Feb. 6, 2009	W	2-0	Miami, Fla.
Feb. 22, 2013	W	6-4 (5)	Corpus Christi, Texas

**Texas State (2-0)**

Feb. 26, 2015	W	6-2	Auburn
March 4, 2017	W	8-1	Auburn

**Texas Tech (2-0)**

Feb. 25, 2005	W	4-1	Palo Alto, Calif.
Feb. 13, 2010	W	6-1	Tempe, Ariz.

**Toledo (1-0)**

Feb. 22, 1997	W	6-1	Tempe, Ariz.
---------------	---	-----	--------------

**Troy (17-7-1)**

March 3, 1998	L	7-3	Auburn
March 3, 1998	L	4-1	Auburn
April 7, 1999	W	5-4	Troy, Ala.
April 7, 1999	W	7-0	Troy, Ala.
Feb. 22, 2000	W	8-0	Auburn
March 14, 2001	L	3-1	Troy, Ala.
March 6, 2002	W	4-0	Auburn
Feb. 18, 2003	L	4-3	Troy, Ala.
March 2, 2004	W	2-0	Auburn
April 7, 2004	W	1-0	Troy, Ala.
March 2, 2005	W	3-2	Troy, Ala.
March 14, 2006	W	4-3	Auburn
March 7, 2007	L	3-1	Troy, Ala.
April 23, 2008	L	3-0	Auburn
Feb. 17, 2009	W	3-2 (9)	Troy, Ala.
March 31, 2010	W	3-1	Auburn
Feb. 12, 2011	W	2-1	Auburn
March 21, 2012	L	7-1	Troy, Ala.

April 10, 2013	W	6-1	Auburn
Feb. 6, 2014	T	5-5	Troy, Ala.
March 12, 2014	W	13-5 (5)	Auburn
Feb. 5, 2015	W	15-5 (5)	Auburn
March 11, 2015	W	2-0	Troy, Ala.
April 6, 2016	W	8-1	Auburn
Feb. 14, 2018	W	5-0	Troy, Ala.

**Tulsa (1-2)**

Feb. 12, 2000	L	3-2 (8)	Grand Prairie, Texas
Feb. 16, 2003	L	5-0	Monroe, La.
Feb. 17, 2007	W	9-1 (6)	Auburn

**UAB (12-2)**

Feb. 8, 2000	W	7-3	Auburn
Feb. 18, 2000	L	5-4	Auburn
April 18, 2000	W	7-3	Auburn
March 9, 2001	W	6-2	Auburn
Feb. 25, 2003	L	4-0	Auburn
March 26, 2003	W	5-2	Auburn
Feb. 17, 2004	W	4-3	Birmingham, Ala.
Feb. 16, 2005	W	14-0	Auburn
Feb. 27, 2005	W	8-1	Auburn
Feb. 21, 2006	W	8-0	Birmingham, Ala.
Feb. 18, 2007	W	5-1	Auburn
Feb. 6, 2015	W	11-2 (5)	Auburn
April 8, 2015	W	10-6	Auburn
April 13, 2016	W	8-1	Birmingham, Ala.

**UCF (2-0)**

Feb. 22, 2008	W	1-0	Orlando, Fla.
Feb. 17, 2016	W	2-0	Orlando, Fla.

**UC Davis (1-0)**

Feb. 26, 2005	W	3-0	Palo Alto, Calif.
---------------	---	-----	-------------------

**UCLA (3-0)**

March 3, 2012	W	11-1	Orlando, Fla.
May 30, 2015	W	11-10 (10)	Oklahoma City, Okla. ^
June 2, 2016	W	10-3	Oklahoma City, Okla. ^

**UC Santa Barbara (2-1)**

Feb. 15, 2001	W	3-2	Honolulu, Hawaii
Feb. 18, 2001	L	5-0	Honolulu, Hawaii
Feb. 22, 2001	W	2-1	Santa Barbara, Calif.

**UMass-Lowell (1-0)**

Feb. 24, 2017 W 13-0 (5) Auburn

**UMBC (0-1)**

March 28, 1998 L 6-2 Midlothian, Va.

**UNCW (2-0)**

March 2, 2018 W 9-0 (5) Auburn

March 4, 2018 W 6-1 Auburn

**USC Upstate (1-0)**

May 21, 2016 W 6-1 Auburn^

**UTSA (1-0)**

Feb. 11, 2000 W 5-0 Grand Prairie, Texas

**USF (7-3)**

Feb. 20, 1998 L 7-0 Tampa, Fla.

Feb. 26, 2000 L 6-1 (9) Auburn

Feb. 15, 2002 W 7-2 Tucson, Ariz.

Feb. 1, 2003 L 6-4 Tampa, Fla.

Feb. 4, 2005 W 6-4 Auburn

March 2, 2007 W 9-0 (6) Tampa, Fla.

Feb. 20, 2015 W 6-2 Tampa, Fla.

Feb. 22, 2015 W 8-0 (5) Tampa, Fla.

Feb. 19, 2016 W 6-0 Clearwater, Fla.

March 17, 2017 W 4-0 Tampa, Fla.

**Utah (1-1)**

Feb. 23, 2001 L 4-3 Santa Barbara, Calif.

March 2, 2007 W 9-1 (5) Tampa, Fla.

**Valparaiso (1-0)**

March 7, 2010 W 6-3 (9) Auburn

**Virginia (0-1)**

March 27, 1998 L 2-1 Midlothian, Va.

**Virginia Tech (2-1)**

Feb. 17, 2007 L 1-0 Auburn

Feb. 27, 2010 W 2-0 Auburn

Feb. 19, 2012 W 1-0 Auburn

**Washington (0-4)**

Feb. 28, 1998 L 1-0 Columbus, Ga.

March 5, 1999 L 5-3 Fullerton, Calif.

Feb. 11, 2010 L 5-0 Tempe, Ariz.

Feb. 9, 2017 L 1-2 (10) Puerto Vallarta, Mexico

**Western Carolina (3-0)**

Feb. 20, 2011 W 7-2 Auburn

March 2, 2018 W 9-0 (5) Auburn

March 3, 2018 W 5-0 Auburn

**Western Illinois (5-0)**

Feb. 19, 2011 W 8-1 Auburn

Feb. 15, 2014 W 6-0 Auburn

Feb. 27, 2016 W 14-1 (5) Auburn

March 3, 2018 W 6-2 Auburn

March 4, 2018 W 7-0 Auburn

**Western Kentucky (2-0)**

Feb. 14, 2009 W 5-3 (8) Auburn

Feb. 12, 2016 W 19-1 (5) Auburn

**Wichita St. (5-0)**

Feb. 19, 2000 W 7-0 Auburn

Feb. 20, 2000 W 7-3 Auburn

March 2, 2002 W 4-2 Miami, Fla.

Feb. 7, 2004 W 7-0 Waco, Texas

Feb. 8, 2018 W 2-0 Auburn

**Winthrop (3-1)**

Feb. 29, 2008 L 1-0 Auburn

Feb. 20, 2009 W 1-0 Auburn

Feb. 16, 2014 W 16-0 (5) Auburn

Feb. 15, 2015 W 15-4 (5) Auburn

**Wisconsin (1-3)**

Feb. 23, 1997 L 8-4 Tempe, Ariz.

Feb. 23, 1997 L 2-0 Tempe, Ariz.

Feb. 14, 2010 W 7-0 Tempe, Ariz.

Feb. 22, 2018 L 3-2 Cathedral City, Calif.

**Wright State (2-0)**

Feb. 21, 2003 W 8-0 Macon, Ga.

Feb. 10, 2012 W 12-4 Auburn

**Yale (1-0)**

Feb. 25, 2017 W 9-0 (5) Auburn

**Youngstown St. (1-0)**

March 29, 1997 W 9-8 Atlanta, Ga.



## 1997

## Eastern Division

Team	SEC	Overall
South Carolina *^!	25-1	63-5
Tennessee	20-7	45-22
Florida	16-8	42-25
Georgia	7-21	25-33
Kentucky	2-23	11-44

## Western Division

LSU ^	18-6	44-14
Alabama	16-14	39-29
Auburn	15-15	34-35
Arkansas	12-16	16-42
Mississippi State	11-17	29-27
Ole Miss	7-21	22-41

## 1998

## Eastern Division

Team	SEC	Overall
Florida *^	23-5	47-22
South Carolina	15-11	36-21
Tennessee	13-15	37-31
Georgia	11-17	34-26
Kentucky	6-22	19-43

## Western Division

LSU ^	23-6	58-14
Alabama !	19-7	49-18
Mississippi State	15-11	36-21
Arkansas	13-17	21-38
Ole Miss	9-21	26-40
Auburn	6-21	16-40

## 1999

## Eastern Division

Team	SEC	Overall
Tennessee ^	17-11	44-27
South Carolina ^	17-11	49-21
Florida	13-15	34-29
Georgia	11-17	28-31
Kentucky	6-22	23-44

## Western Division

LSU *^!	27-3	56-10
Alabama	19-11	39-26
Arkansas	17-13	46-29
Mississippi State	15-15	38-29
Auburn	11-19	27-32-1
Ole Miss	7-23	25-36

## 2000

## Eastern Division

Team	SEC	Overall
Kentucky ^	15-13	36-29
Florida	13-14	46-30
South Carolina !	11-16	41-28
Georgia	9-19	28-33
Tennessee	5-22	29-34

## Western Division

LSU *^	26-4	59-13
Alabama	25-5	66-14
Arkansas	19-11	44-31
Mississippi State	17-13	44-27
Auburn	10-19	34-31
Ole Miss	8-22	21-42

## 2001

## Eastern Division

Team	SEC	Overall
South Carolina ^	18-8	40-20-1
Florida	14-15	37-28
Kentucky	10-18	27-34
Georgia	9-18	33-26
Tennessee	9-20	24-35

## Western Division

LSU *^!	26-4	59-11
Alabama	24-6	50-11
Mississippi State	19-11	36-26
Arkansas	14-16	36-30
Auburn	10-20	31-32
Ole Miss	5-22	18-40

## 2002

## Eastern Division

Team	SEC	Overall
South Carolina ^	20-10	46-20
Georgia	18-12	59-17
Florida	12-18	32-35
Tennessee	8-17	35-25-1
Kentucky	6-21	24-32

## Western Division

LSU ^	18-6	44-14
Alabama	16-14	39-29
Auburn	15-15	34-35
Arkansas	12-16	16-42
Mississippi State	11-17	29-27
Ole Miss	7-23	25-29

## 2003

## Eastern Division

Team	SEC	Overall
Georgia *^	23-6	57-14
South Carolina	18-10	41-20
Florida	19-11	41-25
Tennessee	14-15	45-25
Kentucky	3-26	16-40

## Western Division

Alabama ^!	22-8	49-21
LSU	20-9	50-18
Auburn	13-16	26-31
Mississippi State	13-16	34-30
Arkansas	8-22	24-36
Ole Miss	8-22	19-34

## 2004

## Eastern Division

Team	SEC	Overall
Tennessee ^	20-8	53-14
Georgia	20-10	55-17
Florida	16-13	40-18
South Carolina	12-18	27-22
Kentucky	6-24	25-31-1

## Western Division

LSU *^!	22-6	57-12
Auburn	19-10	42-18
Alabama	18-12	42-18
Mississippi State	14-15	38-24
Ole Miss	8-21	15-37
Arkansas	6-24	18-40

## 2005

## Eastern Division

Team	SEC	Overall
Georgia *^	26-4	55-15
Tennessee	20-8	67-15
Florida	18-12	41-23
South Carolina	11-16	28-28-1
Kentucky	4-25	20-41

## Western Division

Alabama ^!	23-7	63-15
Auburn	21-8	50-18
Mississippi State	12-18	31-23
LSU	12-18	31-23
Ole Miss	10-20	30-28
Arkansas	4-25	19-43





## 2006

### Eastern Division

Team	SEC	Overall
Georgia ^	24-6	54-15
Tennessee !	21-9	61-12
Florida	17-13	43-25
South Carolina	8-21	28-30
Kentucky	4-26	21-36

### Western Division

Alabama *^	25-4	54-11
LSU	22-8	55-14
Auburn	15-15	36-22
Arkansas	10-19	26-35
Ole Miss	10-20	24-36
Mississippi State	7-22	33-28

## 2007

### Eastern Division

Team	SEC	Overall
Tennessee *^	23-4	63-8
Florida	17-11	50-22
Georgia	13-15	46-28
South Carolina	12-16	38-26
Kentucky	4-24	20-31

### Western Division

LSU ^!	22-6	55-12
Alabama	21-6	55-10
Mississippi State	14-14	35-27
Ole Miss	11-17	24-34
Auburn	10-18	26-30
Arkansas	6-22	21-43

## 2008

### Eastern Division

Team	SEC	Overall
Florida *^!	27-1	70-5
Tennessee	14-12	50-16
Georgia	14-14	46-24
South Carolina	8-18	21-26
Kentucky	3-25	17-37

### Western Division

Alabama ^	25-3	58-8
LSU	17-11	44-12
Auburn	13-14	38-22
Mississippi State	13-14	41-22
Ole Miss	9-19	26-28
Arkansas	8-20	37-29

## 2009

### Eastern Division

Team	SEC	Overall
Florida *^!	26-1	63-5
Georgia	18-7	47-12
Tennessee	12-12-1	40-18-1
Kentucky	13-14	34-23
South Carolina	6-21	21-24

### Western Division

Alabama ^	21-6	54-11
LSU	15-10-1	34-18
Arkansas	10-16	27-29
Auburn	9-19	30-29
Mississippi State	8-19	28-28
Ole Miss	7-20	23-29

## 2010

### Eastern Division

Team	SEC	Overall
Florida ^	20-4	49-10
Georgia	18-8	50-13
Tennessee	17-8	49-15
Kentucky	13-15	32-27
South Carolina	1-27	11-40

### Western Division

Alabama *^!	23-4	52-11
LSU	20-8	45-16
Auburn	11-17	31-26
Arkansas	10-18	28-29
Ole Miss	8-19	29-27
Mississippi State	7-20	26-29

## 2011

### Eastern Division

Team	SEC	Overall
Florida *^	21-7	56-13
Tennessee !	20-8	49-12
Georgia	17-9	51-14
Kentucky	14-9	40-16
South Carolina	6-22	26-30

### Western Division

Alabama ^	19-6	53-11
LSU	19-9	40-18
Auburn	15-13	40-19
Mississippi State	10-18	24-32
Ole Miss	3-23	14-39
Arkansas	3-23	13-39

## 2012

### Eastern Division

Team	SEC	Overall
Tennessee ^	22-6	52-14
Florida	21-7	48-13
Georgia	17-11	45-17
Kentucky	15-13	30-30
South Carolina	3-25	23-32

### Western Division

Alabama *^!	23-5	60-8
LSU	15-13	40-25
Auburn	12-16	33-23
Mississippi State	12-16	33-24
Ole Miss	7-21	22-32
Arkansas	7-21	29-28

## 2013

### Eastern Division

Team	SEC	Overall
Florida *^!	18-6	58-12
Tennessee	16-6	52-12
Missouri	15-8	34-14
Georgia	14-9	40-21
Kentucky	13-11	41-21
South Carolina	8-16	34-25

### Western Division

LSU	15-8	42-16
Arkansas	12-10	36-20
Alabama	13-11	45-15
Texas A&M	10-13	42-18
Mississippi State	8-16	32-23
Auburn	7-17	30-23
Ole Miss	3-21	35-31

## 2014

Team	SEC	Overall
Alabama !	19-5	53-13
Tennessee	17-7	46-12
Missouri	15-9	43-18
Florida	15-9	55-12
Georgia *	15-9	49-15
LSU	13-11	38-24
Kentucky	13-11	50-19
South Carolina	11-13	36-22
Auburn	11-13	42-19-1
Mississippi State	10-14	39-21
Texas A&M	9-15	37-21
Arkansas	5-19	27-28
Ole Miss	3-21	22-31



## ALL-TIME SEC STANDINGS

## 2015

Team	SEC	Overall
Florida !	18-5	60-7
Auburn *	18-6	56-11
Alabama	17-7	48-15
LSU	15-9	52-14
Tennessee	15-9	47-17
Georgia	14-9	44-17
Missouri	14-10	42-16
Texas A&M	12-12	40-20
South Carolina	10-14	38-22
Mississippi State	10-14	36-21
Ole Miss	6-18	30-25
Kentucky	5-19	32-26
Arkansas	1-23	16-37

## 2016

Team	SEC	Overall
Florida !	20-4	56-7
Kentucky	17-7	46-14
Tennessee	16-7	43-16
Auburn *	16-7	58-12
Alabama	16-8	51-14
Missouri	14-10	42-16
LSU	13-11	52-18
Georgia	12-12	46-20
Ole Miss	11-13	41-22
Texas A&M	9-15	39-20
South Carolina	7-17	38-23
Mississippi State	3-21	26-31
Arkansas	1-23	17-39

## 2017

Team	SEC	Overall
Florida !	20-3	58-10
Auburn	17-7	49-12
Tennessee	16-7	48-12
Texas A&M	16-7	47-13
Alabama	12-11	46-18
LSU	12-12	48-22
Kentucky	12-12	39-19
Ole Miss *	10-14	43-20
Mississippi State	10-14	36-22
South Carolina	8-15	34-25
Missouri	7-16	29-28
Arkansas	7-17	31-24
Georgia	6-18	35-23

## 2018

Team	SEC	Overall
Florida !*	20-4	56-11
Georgia	16-8	48-13
South Carolina	15-9	49-17
Tennessee	14-10	48-14
LSU	13-10	45-17
Texas A&M	13-11	44-18
Arkansas	12-12	42-17
Alabama	12-12	36-20
Auburn	11-12	41-17
Kentucky	8-15	35-21
Mississippi State	7-17	38-23
Ole Miss	7-17	32-25
Missouri	6-17	30-29

\* - SEC Tournament Champion

^ - Division Champion

! - SEC Champion

## AUBURN ALL-TIME FINISHES IN FINAL SEC STANDINGS

**1st (0 times)****2nd (2 time)**

2015

2017

**3rd (1 time)**

2005

**4th (2 times)**

2004

2016

**5th (1 time)**

2002

**6th (4 times)**

1997

2006

2008

2011

**7th (3 times)**

2003

2010

2012

**8th (3 times)**

2000

2001

2009

**9th (4 times)**

1999

2007

2014

2018

**10th (1 time)**

1998

**11th (0 times)****12th (1 time)**

2013

**13th (0 times)****14th (0 times)**



---

# POSTSEASON HISTORY

---

**1997 • COLUMBUS, GA. • NO. 6 SEED**

Date	Opponent	Result	Auburn Pitcher (Record)
5/9	(3) Tennessee	W, 2-0	Espinoza (12-12)
5/9	(2) LSU	W, 4-2	Espinoza (13-12)
5/10	(1) South Carolina	L, 9-0	Espinoza (13-13)
5/10	(5) Florida	L, 5-7	Sease (12-11)

**2000 • COLUMBUS, GA. • NO. 8 SEED**

Date	Opponent	Result	Auburn Pitcher (Record)
5/11	(1) LSU	L, 8-0	Rasmussen (13-7)
5/12	(5) Mississippi State	L, 9-3	Lofton (14-16)

**2001 • CHATTANOOGA, TENN. • NO. 8 SEED**

Date	Opponent	Result	Auburn Pitcher (Record)
5/10	(1) LSU	L, 6-0	DuBois (8-8)
5/11	(5) Florida	W, 4-1	DuBois (9-8)
5/12	(3) Alabama	W, 5-3	Petrie (3-2)
5/13	(1) LSU	L, 4-1	Petrie (3-3)

**2002 • CHATTANOOGA, TENN. • NO. 5 SEED**

Date	Opponent	Result	Auburn Pitcher (Record)
5/9	(4) Georgia	L, 4-3	Lofton (11-13)
5/10	(8) Florida	W, 7-1	Lofton (12-13)
5/11	(3) Alabama	L, 5-4	Lofton (12-14)

**2003 • PLANT CITY, FLA. • NO. 7 SEED**

Date	Opponent	Result	Auburn Pitcher (Record)
5/8	(2) Alabama	L, 4-0	Keyes (12-15)
5/9	(6) Tennessee	L, 4-3 (9)	Keyes (12-16)

**2004 • TUSCALOOSA, ALA. • NO. 4 SEED**

Date	Opponent	Result	Auburn Pitcher (Record)
5/13	(5) Alabama	L, 7-1	Keyes (24-10)
5/14	(8) South Carolina	W, 2-0	Keyes (25-10)
5/15	(7) Mississippi State	W, 4-3	Keyes (26-10)
5/15	(1) LSU	W, 2-0	Keyes (27-10)
5/16	(1) LSU	L, 1-0	DiPietro (6-3)

**2005 • GAINESVILLE, FLA. • NO. 3 SEED**

Date	Opponent	Result	Auburn Pitcher (Record)
5/12	(6) South Carolina	W, 8-0	Currie (23-8)
5/13	(2) Alabama	L, 9-5	Currie (23-9)
5/14	(8) LSU	W, 4-3	Currie (24-9)
5/14	(1) Georgia	L, 7-3	DiPietro (22-7)

**2006 • ATHENS, GA. • NO. 6 SEED**

Date	Opponent	Result	Auburn Pitcher (Record)
5/11	(3) LSU	L, 4-1	Currie (18-12)

**2008 • BATON ROUGE, LA. • NO. 6 SEED**

Date	Opponent	Result	Auburn Pitcher (Record)
5/8	(3) LSU	L, 4-0	Thompson (12-11)

**2009 • KNOXVILLE, TENN. • NO. 8 SEED**

Date	Opponent	Result	Auburn Pitcher (Record)
5/7	(1) Florida	L, 3-0	Thompson (14-15)

**2010 • FAYETTEVILLE, ARK. • NO. 7 SEED**

Date	Opponent	Result	Auburn Pitcher (Record)
5/13	(2) Florida	L, 9-1	Thompson (17-9)

**2011 • OXFORD, MISS. • NO. 7 SEED**

Date	Opponent	Result	Auburn Pitcher (Record)
5/12	(2) Florida	W, 6-2	Bunner (16-6)
5/13	(3) Tennessee	L, 2-1	Loree (9-5)

**2012 • TUSCALOOSA, ALA. • NO. 7 SEED**

Date	Opponent	Result	Auburn Pitcher (Record)
5/10	(2) Tennessee	L, 2-1	Loree (11-9)

**2014 • COLUMBIA, S.C. • NO. 9 SEED**

Date	Opponent	Result	Auburn Pitcher (Record)
5/7	(8) South Carolina	W, 7-5	Davis (20-10)
5/8	(1) Alabama	L, 8-4	Harper (17-5)

**2015 • BATON ROUGE, LA. • NO. 2 SEED**

Date	Opponent	Result	Auburn Pitcher (Record)
5/7	(7) Missouri	W, 5-2	Davis (21-2)
5/8	(3) Alabama	W, 7-1	Harper (11-4)
5/9	(5) Tennessee	W, 6-5 (9)	Walters (17-3)

**2016 • STARKVILLE, MISS. • NO. 4 SEED**

Date	Opponent	Result	Auburn Pitcher (Record)
5/13	(5) Alabama	W, 6-4	Martin (12-3)
5/13	(1) Florida	W, 2-1	Carlson (15-1)
5/14	(7) LSU	W, 7-1	Martin (13-3)

**2017 • KNOXVILLE, TENN. • NO. 2 SEED**

Date	Opponent	Result	Auburn Pitcher (Record)
5/7	(7) Kentucky	W, 2-0	Carlson (26-3)
5/9	(6) LSU	L, 6-0	Carlson (26-4)

**2018 • COLUMBIA, MO. • NO. 9 SEED**

Date	Opponent	Result	Auburn Pitcher (Record)
5/9	(8) Alabama	L, 6-4	Martin (15-6)



**TEAM**

HITTING

AB.....	37, vs. Tennessee (5/9/15)
Runs.....	8, vs. South Carolina (5/12/05)
Hits.....	14, vs. Alabama (5/11/02)
RBI.....	7 (2x), last vs. Alabama (5/8/02)
Doubles.....	4, vs. Alabama (5/11/02)
Triples.....	-
Home Runs.....	2 (2x), last vs. Alabama (5/8/14)
Sacrifice Hits.....	5, vs. Tennessee (5/9/03)
Sacrifice Flies.....	1 (5x), vs. LSU (5/15/04)

PITCHING

Innings.....	9.0, vs. Tennessee (5/9/15)
Strikeouts.....	8, vs. Alabama (5/13/04)
Hits.....	13, vs. Alabama (5/13/05)
Runs.....	9 (3x) last vs. Florida (5/13/10)
Earned Runs.....	7, vs. Alabama (5/13/05)
Walks.....	6, vs. Alabama (5/13/05)

**INDIVIDUAL**

HITTING

At Bats.....	5 (5x), last Carlee Wallace vs. Tennessee (5/9/15)
Runs.....	3 (2x), last Emily Carosone vs. Alabama (5/8/15)
Hits.....	4 (2x), last Emily Carosone vs. Tennessee (5/9/15)
RBI.....	4, Michelle Martin vs. Alabama (5/12/01)
Doubles.....	1 (32x), last Alyssa Rivera vs. Kentucky (5/11/17)
Triples.....	-
Home Runs.....	1 (17x), last Casey McCrackin vs. Alabama (5/9/18)
Sacrifice Hits.....	2 (2x), Martha Phillips vs. Tennessee (5/9/03)
Sacrifice Flies.....	1 (5x), last Carlee Wallace vs. Alabama (5/8/15)
Stolen Bases.....	1 (19x), last Whitney Jordan vs. LSU (5/14/16)

PITCHING

Innings.....	8.2, Kristen Keyes vs. Tennessee (5/9/03)
Strikeouts.....	7, Anna Thompson vs. Florida (5/7/09)
Hits Allowed.....	13, Jamie Rasmussen vs. LSU (5/11/00)
Runs Allowed.....	8, Jamie Rasmussen vs. LSU (5/11/00)
Earned Runs Allowed.....	7, Jamie Rasmussen vs. LSU (5/11/00)
Walks Allowed.....	5, Jamie Rasmussen vs. LSU (5/11/00)

**AUBURN VS. TEAMS**

Alabama.....	3-6
Arkansas.....	0-0
Florida.....	4-3
Georgia.....	0-2
Kentucky.....	1-0
LSU.....	4-7
Mississippi State.....	1-1
Missouri.....	1-0
Ole Miss.....	0-0
South Carolina.....	3-1
Tennessee.....	2-3
Texas A&M.....	0-0
Total.....	19-22

**AUBURN VS. SEEDS**

No. 1.....	2-8
No. 2.....	2-4
No. 3.....	3-4
No. 4.....	0-1
No. 5.....	3-2
No. 6.....	1-2
No. 7.....	4-0
No. 8.....	4-1
No. 9.....	0-0
No. 10.....	0-0
No. 11.....	0-0
No. 12.....	0-0

**AUBURN AS SEEDS**

No. 1.....	0-0
No. 2.....	4-1
No. 3.....	2-2
No. 4.....	6-2
No. 5.....	1-2
No. 6.....	2-4
No. 7.....	1-5
No. 8.....	2-5
No. 9.....	1-2
No. 10.....	0-0
No. 11.....	0-0
No. 12.....	0-0

**2002 • TALLAHASSEE, FLA. • NO. 4 SEED**

Date	Opponent	Result	Auburn Pitcher (Record)
5/16	Florida State	L, 2-1	Keyes (21-11)
5/17	FAU	L, 4-2	Keyes (21-12)

**2004 • STANFORD, CALIF. • NO. 2 SEED**

Date	Opponent	Result	Auburn Pitcher (Record)
5/20	Hofstra	L, 1-0 (9)	Keyes (27-11)
5/20	Fresno State	L, 3-1 (10)	Keyes (27-12)

**2005 • AUBURN, ALA. • NO. 2 SEED**

Date	Opponent	Result	Auburn Pitcher (Record)
5/20	Florida State	L, 5-0	Currie (24-10)
5/21	Florida A&M	W, 11-2 (6)	DiPietro (23-7)
5/21	Florida State	L, 2-0	Currie (24-11)

**2006 • TUCSON, ARIZ. • NO. 2 SEED**

Date	Opponent	Result	Auburn Pitcher (Record)
5/18	Ohio State	L, 1-0 (10)	Currie (18-13)
5/19	Marist	W, 14-0 (5)	Currie (19-13)
5/19	Ohio State	W, 4-0	DiPietro (16-7)
5/20	Arizona	L, 4-2	Currie (19-14)

**2008 • COLLEGE STATION, TEXAS • NO. 2 SEED**

Date	Opponent	Result	Auburn Pitcher (Record)
5/16	Louisiana Tech	L, 1-0 (12)	Thompson (12-12)
5/17	Stephen F. Austin	W, 2-0	Schmalz (8-3)
5/17	Louisiana Tech	L, 2-1	Schmalz (8-4)

**2009 • ATLANTA, GA. • NO. 3 SEED**

Date	Opponent	Result	Auburn Pitcher (Record)
5/15	Iowa	W, 1-0	Thompson (15-15)
5/16	Georgia Tech	L, 1-4	Thompson (15-16)
5/17	Boston University	L, 0-5	Thompson (15-17)

**2010 • ATLANTA, GA. • NO. 3 SEED**

Date	Opponent	Result	Auburn Pitcher (Record)
5/21	Oregon	L, 1-0	Thompson (17-10)
5/22	Jacksonville State	W, 15-1	Loree (4-5)
5/22	Georgia Tech	L, 4-1	Bunner (7-9)

**2011 • SEATTLE, WASH. • NO. 2 SEED**

Date	Opponent	Result	Auburn Pitcher (Record)
5/19	BYU	L, 2-1	Bunner (16-7)
5/20	Portland State	W, 2-1	Schmalz (15-6)
5/20	BYU	L, 4-3	Loree (9-7)

**2012 • AUSTIN, TEXAS • NO. 2 SEED**

Date	Opponent	Result	Auburn Pitcher (Record)
5/18	Houston	L, 2-1	Schmalz (9-8)
5/19	Texas	L, 6-1	Schmalz (9-9)

**2014 • MINNEAPOLIS, MINN. • NO. 2 SEED**

Date	Opponent	Result	Auburn Pitcher (Record)
5/16	North Dakota St.	L, 5-2	Davis (20-11)
5/17	Green Bay	W, 9-1 (5)	Mavromat (3-2)
5/17	North Dakota St.	W, 1-0	Davis (21-11)
5/18	Minnesota	W, 4-3 (8)	Davis (22-11)
5/18	Minnesota	L, 8-6	Davis (22-12)

**2015 • AUBURN, ALA. • NO. 1 SEED**

Date	Opponent	Result	Auburn Pitcher (Record)
5/15	Tennessee Tech	W, 4-1	Davis (22-2)
5/16	South Alabama	W, 1-0	Harper (12-4)
5/17	South Alabama	W, 7-4	Walters (18-3)

**2016 • AUBURN, ALA. • NO. 1 SEED**

Date	Opponent	Result	Auburn Pitcher (Record)
5/20	Jacksonville State	W, 2-1	Walters (10-3)
5/21	USC Upstate	W, 6-1	Carlson (16-1)
5/22	Jacksonville State	W, 14-2 (5)	Harper (7-2)

**2017 • AUBURN, ALA. • NO. 1 SEED**

Date	Opponent	Result	Auburn Pitcher (Record)
5/19	ETSU	W, 11-0 (5)	Martin (19-5)
5/20	Cal	W, 4-3 (9)	Martin (20-5)
5/21	Cal	W, 8-2	Carlson (27-4)

**2018 • TALLAHASSEE, FLA. • NO. 2 SEED**

Date	Opponent	Result	Auburn Pitcher (Record)
5/18	Kennesaw State	W, 5-2	Carlson (21-6)
5/19	Florida State	L, 2-1 (8)	Carlson (21-7)
5/19	Jacksonville State	L, 3-2	Martin (15-7)



**TEAM**

HITTING

At Bats.....	38, vs. Cal (5/20/17)
Runs.....	15, vs. Jacksonville State (5/22/10)
Hits.....	18, vs. Jacksonville State (5/22/10)
RBI.....	14, vs. Marist (5/19/06)
Doubles.....	4 (2x), last vs. Green Bay (5/17/14)
Triples.....	1 (5x), last vs. ETSU (5/19/17)
Home Runs.....	3, vs. Jacksonville State (5/22/10)
Sacrifice Hits.....	3, vs. Portland State (5/20/11)
Sacrifice Flies.....	1 (6x), last vs. Florida State (5/19/18)
Stolen Bases.....	3, vs. Iowa (5/15/09)

PITCHING

Innings.....	10, vs. Ohio State (10/18/06)
Strikeouts.....	17, vs. Fresno State (5/20/04)
.....	17, vs. Hofstra (5/20/04)
Hits.....	11, vs. Minnesota (5/18/14)
Runs.....	8, vs. Minnesota (5/18/14)
Earned Runs.....	7, vs. Minnesota (5/18/14)

**INDIVIDUAL**

HITTING

At Bats.....	5 (10x), last Kasey Cooper vs. Cal (5/21/17)
Runs.....	3 (4x), last Kasey Cooper vs. Cal (5/21/17)
Hits.....	4 (4x), last Kasey Cooper vs. Cal (5/21/17)
RBI.....	4 (4x), last Tiffany Howard vs. Jacksonville State (5/22/16)
Doubles.....	2, Kelsey Cartwright vs. Jacksonville State (5/22/10)
Triples.....	1 (5x), last Kendall Veach vs. ETSU (5/19/17)
Home Runs.....	1 (19x), last Kasey Cooper vs. Cal (5/20/17)
Sacrifice Hits.....	2 (2x), Ashley Griffin vs. Ohio State (5/19/06)
Sacrifice Flies.....	1 (5x), last Kendall Veach vs. Florida State (5/19/18)
Stolen Bases.....	2 (2x), last Kyndall White vs. Jacksonville State (5/22/10)

PITCHING

Innings.....	10, Holly Currie vs. Ohio State (5/18/06)
Strikeouts.....	17, Kristen Keyes vs. Fresno State (5/20/04)
.....	17, Kristen Keyes vs. Hofstra (5/20/04)
Hits Allowed.....	10, Lexi Davis vs. Minnesota (5/18/14)
Runs Allowed.....	8, Lexi Davis vs. Minnesota (5/18/14)
Earned Runs Allowed.....	7, Lexi Davis vs. Minnesota (5/18/14)
Walks Allowed.....	4 (2x), last Lexi Davis vs. South Alabama (5/16/15)

**AUBURN VS. TEAMS**

Arizona.....	0-1
Boston University.....	0-1
BYU.....	0-2
Cal.....	2-0
ETSU.....	1-0
Florida Atlantic.....	0-1
Florida A&M.....	1-0
Florida State.....	0-4
Fresno State.....	0-1
Georgia Tech.....	0-2
Green Bay.....	1-0
Hofstra.....	0-1
Houston.....	0-1
Iowa.....	1-0
Jacksonville State.....	3-1
Kennesaw State.....	1-0
Louisiana Tech.....	0-2
Marist.....	1-0
Minnesota.....	1-1
North Dakota State.....	1-1
Ohio State.....	1-1
Oregon.....	0-1
Portland State.....	1-0
South Alabama.....	2-0
Stephen F. Austin.....	1-0
Tennessee Tech.....	1-0
Texas.....	0-1
USC Upstate.....	1-0
Total.....	19-20

**AUBURN AS SEEDS**

No. 1.....	9-0
No. 2.....	9-16
No. 3.....	2-4
No. 4.....	0-2



**2015 • AUBURN, ALA. • NO. 1 SEED**

Date	Opponent	Result	Auburn Pitcher (Record)
5/22	UL-Lafayette	W, 12-11 (8)	Davis (23-2)
5/23	UL-Lafayette	W, 6-3	Davis (24-2)

**2016 • AUBURN, ALA. • NO. 1 SEED**

Date	Opponent	Result	Auburn Pitcher (Record)
5/28	Arizona	L, 5-3	Carlson (16-2)
5/29	Arizona	W, 4-1	Martin (14-3)
5/29	Arizona	W, 6-1	Carlson (17-2)

**2017 • AUBURN, ALA. • NO. 1 SEED**

Date	Opponent	Result	Auburn Pitcher (Record)
5/26	Oklahoma	L, 4-0	Martin (20-6)
5/27	Oklahoma	L, 5-2	Carlson (27-5)

**AUBURN VS. TEAMS**

Arizona.....	2-1
Oklahoma .....	0-2
UL-Lafayette.....	2-0
Total.....	4-3

**AUBURN AS SEEDS**

No. 1 .....	4-3
No. 2 .....	0-0
No. 3 .....	0-0
No. 4 .....	0-0

**TEAM**

HITTING

At Bats.....	36, vs. UL-Lafayette (5/22/15)
Runs .....	12, vs. UL-Lafayette (5/22/15)
Hits.....	11, vs. UL-Lafayette (5/22/15)
RBI .....	12, vs. UL-Lafayette (5/22/15)
Doubles.....	2 (2x), last vs. Oklahoma (5/26/17)
Triples .....	1, vs. Oklahoma (5/26/17)
Home Runs .....	2, vs. UL-Lafayette (5/22/15)
Sacrifice Hits .....	1, vs. Arizona (5/28/16)
Sacrifice Flies .....	1, vs. Arizona (5/30/16)
Stolen Bases.....	1, vs. UL-Lafayette (5/23/15)

PITCHING

Innings.....	8.0, vs. UL-Lafayette (5/22/15)
Strikeouts .....	5, vs. UL-Lafayette (5/22/15)
Hits.....	12, vs. UL-Lafayette (5/22/15)
Runs .....	11, vs. UL-Lafayette (5/22/15)
Earned Runs .....	11, vs. UL-Lafayette (5/22/15)

**INDIVIDUAL**

HITTING

At Bats.....	6, Branndi Melero vs. UL-Lafayette (5/22/15)
Runs .....	2 (6x), last Kasey Cooper/Tiffany Howard vs. Arizona (5/30/16)
Hits.....	3 (2x), last Morgan Estell vs. UL-Lafayette (5/23/15)
RBI .....	3 (2x), last Kasey Cooper vs. UL-Lafayette (5/23/15)
Doubles.....	1 (7x), last Alyssa Rivera vs. Oklahoma (5/26/17)
Triples .....	1, Kasey Cooper vs. Oklahoma (5/26/17)
Home Runs .....	1 (6x), last Casey McCrackin vs. Oklahoma (5/27/17)
Sacrifice Hits .....	1, Victoria Draper vs. Arizona (5/28/16)
Sacrifice Flies .....	1, Carlee Wallace vs. Arizona (5/30/16)
Stolen Bases.....	1, Branndi Melero vs. UL-Lafayette (5/23/15)

PITCHING

Innings.....	7.0 (3x), last vs. Arizona (5/30/16)
Strikeouts .....	4, Rachael Walters vs. UL-Lafayette (5/22/15)
Hits Allowed .....	9 (2x), last Kaylee Carlson vs. Arizona (5/30/16)
Runs Allowed.....	7, Marcy Harper vs. UL-Lafayette (5/22/15)
Earned Runs Allowed .....	7, Marcy Harper vs. UL-Lafayette (5/22/15)
Walks Allowed .....	8, Lexi Davis vs. UL-Lafayette (5/23/15)





**2015 • OKLAHOMA CITY, OKLA. • NO. 4 OVERALL SEED**

Date	Opponent	Result	Auburn Pitcher (Record)
5/28	(5) LSU	L, 6-1	Harper (12-5)
5/30	(8) Tennessee	W, 4-2	Davis (25-2)
5/30	(7) UCLA	W, 11-10 (10)	Davis (26-2)
5/31	(1) Florida	L, 3-2 (9)	Davis (26-3)

**2016 • OKLAHOMA CITY, OKLA. • NO. 4 OVERALL SEED**

Date	Opponent	Result	Auburn Pitcher (Record)
6/2	(12) UCLA	W, 10-3	Carlson (18-2)
6/4	(16) Georgia	W, 4-3	Walters (11-3)
6/5	(8) Florida State	W, 8-7 (8)	Carlson (19-2)
6/6	(3) Oklahoma	L, 3-2	Davis (6-1)
6/7	(3) Oklahoma	W, 11-7	Martin (15-3)
6/8	(3) Oklahoma	L, 2-1	Martin (15-4)

**AUBURN VS. TEAMS**

Florida.....	0-1
Florida State.....	1-0
Georgia.....	1-0
LSU.....	0-1
Oklahoma.....	1-2
Tennessee.....	1-0
<u>UCLA.....</u>	<u>2-0</u>
Total.....	6-4

**AUBURN AS SEEDS**

No. 1.....	0-0
No. 2.....	0-0
No. 3.....	0-0
No. 4.....	6-4
No. 5.....	0-0
No. 6.....	0-0
No. 7.....	0-0
No. 8.....	0-0

**TEAM**

HITTING

At Bats.....	37, vs. Florida (5/31/15)
Runs.....	11 (2x), last vs. Oklahoma (6/7/16)
Hits.....	13, vs. Oklahoma (6/7/16)
RBI.....	11, vs. Oklahoma (6/7/16)
Doubles.....	3, vs. UCLA (6/2/16)
Triples.....	1, vs. Oklahoma (6/7/16)
Home Runs.....	3 (2x), vs. Oklahoma (6/7/16)
Sacrifice Hits.....	1 (x6), last vs. Florida State (6/5/16)
Sacrifice Flies.....	1 (3x), vs. Georgia (6/4/16)
Stolen Bases.....	-

PITCHING

Innings.....	10.0, vs. UCLA (5/30/15)
Strikeouts.....	6 (2x), vs. Florida State (6/5/16)
Hits.....	17, vs. UCLA (5/30/15)
Runs.....	10, vs. UCLA (5/30/15)
Earned Runs.....	9, vs. UCLA (5/30/15)

**INDIVIDUAL**

HITTING

At Bats.....	6, Tiffany Howard vs. UCLA (5/30/15)
Runs.....	3 (3x), Tiffany Howard vs. Oklahoma (6/7/16)
Hits.....	4, Tiffany Howard vs. Oklahoma (6/7/16)
RBI.....	4 (x3), last Emily Carosone vs. Oklahoma (6/7/16)
Doubles.....	2, Kasey Cooper vs. UCLA (6/2/16)
Triples.....	1, Tiffany Howard vs. Oklahoma (6/7/16)
Home Runs.....	1 (9x), Jade Rhodes vs. Oklahoma (6/8/16)
Sacrifice Hits.....	1 (5x), last Victoria Draper vs. UCLA (6/2/16)
Sacrifice Flies.....	1 (3x), last Emily Carosone vs. Georgia (6/4/16)
Stolen Bases.....	-

PITCHING

Innings.....	7.1, Lexi Davis vs. Florida (5/31/15)
Strikeouts.....	5 (2x), last Kaylee Carlson vs. Florida State (6/5/16)
Hits Allowed.....	10, Marcy Harper vs. UCLA (5/30/15)
Runs Allowed.....	5 (3x), last Kaylee Carlson vs. Oklahoma (6/7/16)
Earned Runs Allowed.....	5, Marcy Harper vs. LSU (5/28/15)
Walks Allowed.....	9, Lexi Davis vs. Florida (5/31/15)



---

# ALL-TIME LETTERWINNERS

---

**- A -**

Jenna Abbott.....	2014, 15, 16, 17
Lolani Alvarez.....	2004, 05
Shannon Anderson.....	2002, 03, 04
Kasey Angulo.....	2002, 03
Ashley Arcuri.....	2006, 07

**- B -**

Liza Baker.....	1999
Krista Barts.....	2004, 05, 06
Jorja Bell.....	2006, 07, 08
Amy Bellanca.....	1997
Kim Blair.....	1997, 98, 99
Kelsey Bogaards.....	2013, 14, 15, 16
Angel Bunner.....	2008, 10, 11, 12
Lindsay Burke.....	1997

**- C -**

Ashley Camp.....	1997, 98
Kaylee Carlson.....	2016, 17, 18
Emily Carosone.....	2013, 14, 15, 16
Kelsey Cartwright.....	2010, 11
Lindsey Chitwood.....	2001, 02, 03, 04
Becky Cleary.....	1997, 98, 99, 2000
Krista Clyde.....	2008, 10
Arin Cobb.....	2001
Katie Colton.....	2008, 09, 10, 11
Kasey Cooper.....	2014, 15, 16, 17
Wendy Cork.....	1997, 98, 99
KK Crocker.....	2017, 18
Amy Crotts.....	1997, 98, 99
Holly Currie.....	2004, 05, 06, 07

**- D -**

Amy Dalsing.....	1997, 98, 99
Lexi Davis.....	2013, 14, 15, 16
Brittany Day.....	2005, 06, 07, 08
Sara Dean.....	2002, 03, 04, 05
Jenny Diaz.....	2003, 04
Madison Dickey.....	2015, 16
Beth DiPietro.....	2004, 05, 06
Tara Donaldson.....	2006
Starr Dorsey.....	2005, 06, 08
Makenna Dowell.....	2018
Victoria Draper.....	2015, 16, 17, 18
Lily DuBois.....	2000, 01, 02

**- E -**

Elizabeth Eisterhold.....	2009, 10, 11, 12
Brenda Espinoza.....	1997, 98
Morgan Estell.....	2011, 12, 13, 14, 15

**- F -**

Haley Fagan.....	2015, 16, 17
Cami Fenn.....	2001, 02, 03, 04
Tatiana Fernandez.....	2006, 07, 08, 09
Myesha Finney.....	2006, 07, 08, 09
Bree Fornis.....	2016, 17, 18
Kim Freeland.....	2000, 01, 02, 03
Tyanne Fries.....	2002, 03

**- G -**

Heather Garrison.....	2006
Sara Ghezzi.....	2004, 05, 06, 07
Anna Gibbs.....	2014, 15, 16
Madi Gipson.....	2014, 16, 17
Taryn Gray.....	2006, 07, 08, 09
Carmyn Greenwood.....	2017, 18
Ashley Griffin.....	2003, 04, 05, 06
Nicole Groves.....	1999
Breanna Gutierrez.....	2018
Lauren Guzman.....	2009, 10, 11, 12

**- H -**

Rasheedah Hameed.....	2000, 01, 02
Jennifer Hammock.....	2000, 01, 02, 03
Marcy Harper.....	2013, 14, 15, 16
Lindsey Harrelson.....	2007, 09, 10
Chardonay Harris.....	2018
Amber Harrison.....	2009, 10, 11, 12
Kris Heneghan.....	1997, 98, 99
Tiffany Howard.....	2013, 14, 15, 16
Alicia Hunolt.....	2007, 08

**- J -**

Jennifer Joiner.....	2000
Paige Jones.....	2002, 03, 04, 05
Caitlin Jordan.....	2012, 13
Whitney Jordan.....	2015, 16, 17

**- K -**

Kristen Keyes.....	2002, 03, 04
McKenzie Kilpatrick.....	2012, 13, 14, 15
Krista Klein.....	2007, 08
Erika Koivula.....	1998
Jen Kraemer.....	1999, 2000, 01

**- L -**

Brooke Lathan.....	2012, 13
--------------------	----------



## ALL-TIME LETTERWINNERS

Jennifer Lofton ..... 2000, 01, 02  
 Jenee Loree ..... 2009, 10, 11, 12

**- M -**

Brittany Maresette ..... 2017, 18  
 Jessica Martin ..... 2007, 08  
 Makayla Martin ..... 2016, 17, 18  
 Michelle Martin ..... 1998, 99, 2000, 01  
 Robin Martin ..... 2003, 04, 05, 06  
 Alexa Martinez ..... 2009  
 Hilary Mavromat ..... 2011, 12, 13, 14  
 Kristina McCain ..... 2004, 05, 06  
 Casey McCrackin ..... 2016, 17, 18  
 Maris Medina ..... 2011, 12, 13, 14  
 Brandi Melero ..... 2012, 13, 14, 15  
 Maria Mitchell ..... 2014, 15, 16  
 Megan Mitchell ..... 2008, 09, 10  
 Denisse Montalvo ..... 1997, 98, 99  
 Ashley Moore ..... 1999, 2000, 01, 02  
 Dakota Morrow ..... 2018  
 Tracy Murdock ..... 2002  
 Morgan Murphy ..... 2009, 11, 12  
 Kimberlee Myers ..... 2015, 16

**- N -**

Anne Norton ..... 2003, 04, 05  
 Jill Nunnally ..... 1997

**- O -**

Sarah Orozco ..... 1999, 2000, 01

**- P -**

Jennifer Page ..... 1997, 98  
 Alyssia Palomino ..... 2011  
 Marcella Passarelli ..... 1998, 99, 2000, 01  
 Justus Perry ..... 2017, 18  
 Mary Petrie ..... 1998, 99, 2000, 01  
 Morgan Podany ..... 2016, 17  
 Martha Phillips ..... 2001, 02, 03, 04  
 Morgan Podany ..... 2016, 17, 18  
 Kimball Pratt ..... 1998, 99, 2000, 01

**- R -**

Holly Ragsdale ..... 2009, 10  
 Jamie Rasmussen ..... 1999, 2000, 01  
 Jade Rhodes ..... 2013, 14, 15, 16  
 Kristyn Richards ..... 2012, 13, 14

Alyssa Rivera ..... 2017, 18  
 Jordan Rocker ..... 2013, 14, 15  
 Nicole Russo ..... 2005, 06, 07

**- S -**

Aurora Salter ..... 2009, 10  
 Lauren Schmalz ..... 2008, 10, 11, 12  
 Caitlin Schultze ..... 2010, 11, 12, 13  
 Brittany Scott ..... 2005, 06, 07, 08  
 Renee Sease ..... 1997  
 Amy Shaw ..... 2005, 06  
 Courtney Shea ..... 2015, 16, 17, 18  
 Elizabeth Slator ..... 1999  
 Kelley Smiley ..... 2010, 11  
 Emily Spain ..... 2015, 16  
 Janet Spivey ..... 2003  
 Tannon Snow ..... 2018  
 Taylon Snow ..... 2018  
 Caitlin Stangl ..... 2010, 11  
 Chris Steiner ..... 1997, 98, 99  
 Baylee Stephens ..... 2010, 11, 12, 13  
 Kelly Sutton ..... 2001, 02  
 Ashlee Swindle ..... 2017, 18

**- T -**

Abby Tissier ..... 2018  
 Anna Thompson ..... 2007, 08, 09, 10  
 Robin Thornburg ..... 2001, 02, 03  
 Cassie Troclair ..... 2008, 09

**- V -**

Jodie Van Ooyen ..... 2000, 01, 02, 03  
 Kendall Veach ..... 2016, 17, 18

**- W -**

Sydne Waldrop ..... 2014, 15, 16, 17  
 Carlee Wallace ..... 2015, 16, 17  
 Rachael Walters ..... 2015, 16  
 Lauren Walton ..... 2004, 05, 06, 07  
 Austyn West ..... 2013, 14  
 Kyndall White ..... 2008, 09, 10, 11  
 Angela Williams ..... 1997  
 Karie Williams ..... 2001, 02  
 Liana Wuchte ..... 2010, 11, 12, 13  
 Whitney Wyatt ..... 2007

**- Z -**

Deni Zeigler ..... 2000, 01, 02, 03



**00**  
Aspyn  
**GODWIN**  
C/OF » Fr.



**2**  
Taylon  
**SNOW**  
INF » So.



**4**  
Ashlee  
**SWINDLE**  
RHP » Jr.



**6**  
Tate  
**MOSELEY**  
OF » Fr.



**7**  
Carmyn  
**GREENWOOD**  
OF » R-Jr.



**8**  
Brittany  
**MARESETTE**  
OF » Jr.



**9**  
Tannon  
**SNOW**  
INF » Jr.



**11**  
Casey  
**MCCRACKIN**  
INF » Sr.



**13**  
Chardonary  
**HARRIS**  
LHP » So.



**15**  
Bree  
**FORNIS**  
OF » Sr.



**17**  
Morgan  
**PODANY**  
OF » Sr.



**18**  
Justus  
**PERRY**  
INF » Jr.



**19**  
Abby  
**TISSIER**  
C » So.



**20**  
Rachel  
**COOK**  
OF » Jr.



**21**  
Alyssa  
**RIVERA**  
OF » Jr.



**24**  
Kendall  
**VEACH**  
INF/C » Sr.



**27**  
Lexie  
**HANDLEY**  
LHP » R-So.



**29**  
Makayla  
**MARTIN**  
RHP » Sr.



**32**  
Makenna  
**DOWELL**  
INF » So.



**43**  
Haley  
**NILLEN**  
C » Fr.



**HC**  
Mickey  
**DEAN**  
2nd season




**AC**  
Eddy  
**KETELHUT**  
2nd season



**AC**  
Annie  
**SMITH**  
2nd season



**VC**  
Emily  
**CAROSONE**  
2nd season



**DO**  
Megan  
**REYNOLDS**  
3rd season