



2017 AUBURN FOOTBALL

AUBURN ATHLETICS COMMUNICATIONS: 392 SOUTH DONAHUE DRIVE || AUBURN, AL 36830 || AUBURNTIGERS.COM || @AUBURNTIGERS

2017 SCHEDULE/RESULTS

10-4, 7-1 SEC

DATE OPPONENT

Sept. 2	GEORGIA SOUTHERN	W, 41-7	SECN
Sept. 9	at #3 Clemson	L, 14-6	ESPN
Sept. 16	MERCER	W, 24-10	SECN
Sept. 23	at Missouri*	W, 51-14	ESPNU
Sept. 30	#24 MISSISSIPPI ST*	W, 49-10	ESPN
Oct. 7	OLE MISS*	W, 44-23	SECN
Oct. 14	at LSU*	L, 27-23	CBS
Oct. 21	at Arkansas *	W, 52-20	SECN
Nov. 4	at Texas A&M*	W, 42-27	ESPN
Nov. 11	#2 GEORGIA*	W, 40-17	CBS
Nov. 18	ULM	W, 42-14	ESPNU
Nov. 25	#1 ALABAMA*	W, 26-14	CBS
Dec. 2	vs. #6 Georgia (SEC)	L, 28-7	CBS
Jan. 1	vs. #10 UCF (Peach)	L, 34-27	ESPN

All times Central - home games in **CAPS** - * SEC game

ALL-AMERICA

1st team: Daniel Carlson, Carlton Davis, Jeff Holland, Braden Smith
2nd team: Kerryon Johnson
3rd team: Ike Powell

ACADEMIC ALL-AMERICA

1st team: Tyler Stovall

ALL-SEC

1st team: Daniel Carlson, Carlton Davis, Jeff Holland, Kerryon Johnson, Braden Smith,
2nd team: Jarrett Stidham, Tre' Williams
All-freshman: Big Kat Bryant, Nick Coe

A-Day is April 7, 2018

AUBURN ATHLETICS COMMUNICATIONS

KIRK SAMPSON Associate AD
.....kirk@auburn.edu
SHELLY POE Assistant AD/Primary Contact
.....slp0019@auburn.edu
DAN FROELICH Assoc. Director
.....danf@auburn.edu
CODY VOGA Assistant Director
.....cjb0011@auburn.edu
Office Phone (334) 844-9800

SOCIAL: #WAREAGLE

» Official Twitter..... @AuburnFootball
..... @CoachGusMalzahn
..... @AuburnTigers
» Official Website AuburnTigers.com



2017 Season Recap

Record 10-4, SEC West champions (7-1)
Home: 7-0, Away: 3-2, Neutral: 0-2

2017 SEASON RECAP

» Auburn finished the 2017 season at 10-4 overall and 7-1 in the SEC, winning the SEC West championship for the sixth time. The Tigers ranked 10th in the final Associated Press media poll, 12th in the final USA Today coaches' poll and seventh in the final College Football Playoff rankings. Auburn faced UCF in the 50th anniversary Chick-fil-A Peach Bowl January 1 at Mercedes-Benz Stadium in Atlanta.

» In 2017, 23 Auburn players concluded their college careers: Wilson Bell, Pete Bberryman, Daniel Carlson, Tyler Carter, Carlton Davis, Casey Dunn, Austin Golson, Jeff Holland, Darius James, Kerryon Johnson, Caleb King, Tray Matthews, Kamryn Pettway, Ike Powell, Chase Rutter, Stephen Roberts, Nick Ruffin, Josh Shockley, Braden Smith, Jason Smith, Tyler Stovall, Keenan Sweeney and Tre' Williams.

» Auburn made its 42nd bowl appearance all-time, and its fifth straight under Gus Malzahn, the most consecutive seasons in a bowl for the Tigers since going bowling eight straight seasons from 2000-07. Auburn is 23-17-2 in bowl games.

» Auburn was the first team to defeat two CFP No. 1-ranked teams in the same season: 40-17 over Georgia and 26-14 over Alabama. Auburn was the first team ever to defeat a CFP No. 1 team by double digits, and the Tigers have done it twice this season. Auburn was the ninth team in the history of the AP poll to defeat multiple Top 2-ranked teams by double digits in the same season.

» The Tigers played nine games against eventual bowl teams, five against New Year's Six bowl participants, four against teams in the College Football Playoff field and five against teams ranked in the AP top 10 at the time of the game.

TOTAL OFFENSE

» Auburn is just the eighth team in SEC history to both rush and pass for more than 3,000 yards in a season (3,267 pass/3,056 rush). The Tigers also reached that mark in 2010 and are one of only two SEC schools (along with Alabama 2012 and 2016) to achieve that total twice.

» This was just the second season Auburn had a player throw for 15 touchdowns and a player rush for 15 scores; Jarrett Stidham (18 pass) and Kerryon Johnson (18 rush) (also Cam Newton, 2010).

KICKOFF COVERAGE

» Auburn played five games against teams that finished in the AP top six, three more than any other team played vs. the AP top six

» Auburn, Appalachian State, Louisville, Oklahoma, South Florida and Ohio State were the only FBS teams to average more than 225 yards rushing and 225 yards passing

» Kerryon Johnson's 17 touchdowns in SEC play were three more than any other SEC player. A Doak Walker Award semifinalist, Johnson was the ninth different Auburn player to rush for 1,000 yards in a season since 2009

» Auburn was one of only nine teams ranked in the top 25 in both scoring offense and scoring defense

» Auburn set a school record for most SEC wins in a season scoring 40 points or more with six such victories this season














» Auburn's 327 points scored in SEC regular season action were a program best, and just the second time an Auburn team has topped 300 points in SEC play (306 points in 2010)

» Senior kicker Daniel Carlson, the first-ever three-time Lou Groza Award finalist, is the SEC career leader in scoring (480), FG made (92) and consecutive PAT made (198)

» Kerryon Johnson was seventh in the FBS averaging 10.0 points per game (120 total points). He and Daniel Carlson (126 total points) were the only teammates ranked in the Top 25 nationally in total points scored

» Quarterback Jarrett Stidham led the SEC and ranked ninth nationally in completion percentage (.665)

» Auburn was one of only six FBS teams with both a 3,100-yard passer and a 1,300-yard rusher this season

	vs. Ga. Southern Sept. 2 Auburn, Ala. W, 41-7 SECN	Auburn opens its 125th season of football with 750th all-time win ... 78 yards total defense, fewest since 1985 ... Tre' Williams 10 tackles, 2 sacks ... Marlon Davidson 2 sacks ... Kerryon Johnson, Kam Martin each with 136 yards rushing, 1 TD ... QB Jarrett Stidham 2 TD pass, 1 TD rush, 202 total offense yds in his debut
	at #3 Clemson Sept. 9 Clemson, S.C. L, 14-6 ESPN	2017 road opener ... defense held Clemson to 96 yards rushing ... sacks by Montavious Atkinson, Nick Coe, Derrick Brown, Jeff Holland ... Holland, Marlon Davidson forced fumbles recovered by Jeremiah Dinson, Tray Matthews ... Carlton Davis 11 tackles ... Daniel Carlson 2-2 FG ... Kamryn Pettway 74 yards rushing
	vs. Mercer Sept. 16 Auburn, Ala. W, 24-10 SECN	Homecoming 2017 ... Jarrett Stidham 32-37 for 364 yards (2nd best % in SEC history) ... Kamryn Pettway 128 yards rushing, 3 TD (tied career scoring high) ... Ryan Davis 9 catches, 68 yards; Will Hastings 3 catches, 71 yards ... leading tacklers Tre' Williams (6) and Jeremiah Dinson (6) ... 7 TFL by eight players on defense
	at Missouri Sept. 23 Columbia, Mo. W, 51-14 ESPNU	Kerryon Johnson 5 rushing TD ... Jarrett Stidham 13-17 passing, 218 yds, 57-yd TD to Nate Craig-Myers ... Daniel Carlson FG 41, 52, 56 yds ... Carlton Davis interception ... Jeff Holland, Jordyn Peters, Montavious Atkinson forced fumbles ... Marlon Davidson, Daniel Thomas, Tyrone Truesdell fumble recoveries ... SEC opener
	vs. #24 Miss. St. Sept. 30 Auburn, Ala. W, 49-10 ESPN	511 yds total offense with 7 plays of 30+ yds ... Kerryon Johnson 116 rush, 3 TD ... Jarrett Stidham 13-16, 264 pass with TD to Ryan Davis (6) and Will Hastings (47) ... Javaris Davis 37-yard INT TD ... Tray Matthews INT ... Deshaun Davis team-top 10 tackles ... Daniel Carlson 7 PAT makes him SEC all-time consecutive PAT leader
	vs. Ole Miss Oct. 7 Auburn, Ala. W, 44-23 SECN	Kerryon Johnson 204 rushing, 3 TD ... Daniel Carlson 5-5 PAT, 3-3 FG becomes SEC career scoring leader ... Jarrett Stidham 14-21 pass, 235 yds, 2 TD ... 75-yd TD pass to Ryan Davis longest play of season ... Jamel Dean, Nick Ruffin, Deshaun Davis (7) leading tacklers... Buddy Davidson's 700th consecutive Auburn game
	at LSU Oct. 14 Baton Rouge, La. L, 27-23 CBS	Kerryon Johnson 156 yds rushing, 1 TD ... Will Hastings 49-yd TD reception from Jarrett Stidham 9-26, 165 yds ... leading tacklers Deshaun Davis, Darrell Williams, Stephen Roberts, Dontavious Russell with 7 each ... Roberts forced fumble and Carlton Davis 12-yd fumble recovery ... Daniel Carlson 3-3 field goals, 2-2 PAT
	at Arkansas Oct. 21 Fayetteville, Ark. W, 52-20 SECN	629 total off yards ... Kamryn Pettway 90 rush yds, 3 TD; Kerryon Johnson 63 yds, 1 TD; Malik Willis 62 yds ... Darius Slayton 4 rec., 146 yds, 62-yd TD from Ryan Davis ... Jarrett Stidham 19-28-1, 218 yds ... 6 team sacks, 8 TFL ... Jeff Holland 2 FF, 1 FR, 1.5 sacks ... Dontavious Russell, Darrell Williams, Nick Coe each 6 tackles
	at Texas A&M Nov. 4 College Station, Tx W, 42-27 ESPN	Road team wins sixth straight game in series ... Kerryon Johnson 145 rushing, 1 rush TD, 1 rec TD ... Jarrett Stidham 268 passing yds, 3 TD ... Darius Slayton 99 yds receiving, 53-yd TD ... Ryan Davis 7 catches, 80 yds, 4-yd TD ... blocked punt by Nick Ruffin recovered by Malik Miller for TD ... Derrick Brown with team-best 7 tackles
	vs. #2 Georgia Nov. 11 Auburn, Ala. W, 40-17 CBS	Kerryon Johnson 55-yd TD catch, 167 yds rushing to cross the 1000-yd rush mark for season ... Jarrett Stidham 16-23 pass for 214 yds, 3 TD and also a rush TD ... Darius Slayton, Ryan Davis with TD receptions ... sacks by Jeff Holland, Dontavious Russell (FF), Deshaun Davis, Derrick Brown (0.5), Marlon Davidson (0.5)
	vs. ULM Nov. 18 Auburn, Ala. W, 42-14 ESPN2	552 yards total offense ... Jarrett Stidham 18-24 for 235 yards passing, 2 TD to Darius Slayton (50), Kam Martin (41) ... Kerryon Johnson 137 yds rushing, 1 TD ... Kam Martin and Malik Miller rush TD ... Nick Ruffin 45-yard interception TD ... Javaris Davis interception ... Deshaun Davis team-best 9 tackles, 2 TFL, sack
	vs. Alabama Nov. 25 Auburn, Ala. W, 26-14 CBS	The 82nd Iron Bowl ... Kerryon Johnson 104 yards rushing, 1-yard TD run, 3-yard TD pass to Nate Craig-Myers ... Jarrett Stidham 21-28 passing, 237 yards, 16-yard TD run ... Derrick Brown forced fumble, Tre' Williams recovery ... Tray Matthews, Deshaun Davis leading tacklers (7) ... sacks by Deshaun Davis and Nick Coe
	vs. Georgia/SEC Dec. 2 Atlanta, Ga. L, 28-7 CBS	Auburn's sixth SEC championship appearance in Atlanta ... 6-yard TD pass from Jarrett Stidham to Nate Craig-Myers on game's opening drive ... Stidham 8 straight completions to start the game ... Ryan Davis 7 receptions ... Deshaun Davis career-high 10 tackles, TFL ... QB sacks by Tray Matthews and Dontavious Russell
	vs. UCF/Peach Jan. 1 Atlanta, Ga. L, 34-27 ESPN	The 50th anniversary Chick-fil-A Peach Bowl ... Jarrett Stidham 331 yds passing ... Will Hastings 6 catches, 117 yds, TD ... Ryan Davis 8 catches ... Kerryon Johnson 71 yds rushing, TD ... Eli Stove 7-yd TD run ... top tacklers Jordyn Peters (8), Derrick Brown (7), Deshaun Davis (7 and fumble recovery) ... Jeff Holland sack



STUDENT-ATHLETE EXPERIENCE: ACADEMICS

THE GRADUATES

» Sixteen Auburn players on the Chick-fil-A Bowl roster had received bachelor's degrees: Wilson Bell (FSU), Brock Campbell, Daniel Carlson, Deshaun Davis, Casey Dunn (JSU), Austin Golson, Darius James, Jaylen McGriff, Tray Matthews, Ike Powell, Chase Ritter, Stephen Roberts, Braden Smith, Jason Smith, Tyler Stovall and Tre' Williams.

COSIDA ACADEMIC ALL-AMERICA

» Senior Tyler Stovall was named first team CoSIDA Academic All-America as a special teams player. Seniors Daniel Carlson, Casey Dunn and Braden Smith were also nominees for 2017 academic all-district recognition.

NFF CAMPBELL TROPHY

» Daniel Carlson, a graduate student in business, is one of 181 semifinalists for the National Football Foundation's Campbell Trophy, presented to the top student-athlete from all divisions of college football.

SEC HONOR ROLL

» There were 30 Auburn representatives on the SEC Academic Honor Roll for the 2016 season, including current team members Daniel Carlson, Marquel Harrell, Jalen Harris, Kerryon Johnson, Caleb King, Ryan Meneely, Ike Powell, Dontavious Russell, Ian Shannon, Bailey Sharp, Braden Smith, Jason Smith, Tyler Stovall, Keenan Sweeney and Prince Tega Wanogho. Team members had a 3.0 GPA for the previous school year or a cumulative 3.0 GPA or higher.

ACADEMIC TOP TIGERS

» Academic Top Tigers are student-athletes who post a 3.0 GPA or higher in either semester of a school year. The 2016-17 list recognized 56 members of the football team, including Pete Berryman, Derrick Brown, Daniel Carlson, Nick Coe, Nate Craig-Myers, Marlon Davidson, Brodarious Hamm, Marquel Harrell, Jalen Harris, Kerryon Johnson, Caleb King, Sage Ledbetter, Kam Martin, Marquis McClain, Jaylen McGriff, Ryan Meneely, Jayvaughn Myers, Spencer Nigh, James Owens Moss, Pace Ozmint, Kamryn Pettway, Ike Powell, Stephen Roberts, Jacob Rogers, Dontavious Russell, Prince Micheal Sammons, Ian Shannon, Bailey Sharp, Braden Smith, Clarke Smith, Jason Smith, Tyler Stovall, Keenan Sweeney and Prince Tega Wanogho from the current squad.

SEC FIRST-YEAR ACADEMIC HONOR ROLL

» Auburn football had 13 members on the 2016-17 SEC First-Year Academic Honor Roll, recognizing freshmen and transfers with a cumulative 3.0 GPA or higher. Current team members honored included Derrick Brown, Nate Craig-Myers, Sage Ledbetter, Spencer Nigh, James Owens Moss, Pace Ozmint, Jacob Rogers, Prince Micheal Sammons, Sam Sherrod and Clarke Smith.

» Auburn scored first in 12 of 14 games this year and in 16 of the last 18 games. The Tigers are 34-11 under Coach Gus Malzahn when scoring first. Auburn scored on its opening drive in 10 games this season.

» Against Missouri, Mississippi State and Ole Miss, Auburn scored 40+ points in three straight games for the first time since 2013 (62 Western Carolina, 45 Texas A&M, 45 Florida Atlantic).

Auburn scored 40+ points against three straight SEC opponents for the first time since the 2013-14 seasons: 59 vs. Missouri (2013), 45 vs. Arkansas and 41 vs. LSU (2014).

» Auburn's 327 points scored in SEC regular season action were a program best, and just the second time an Auburn team has scored more than 300 points in SEC play in a season (306 points in 2010).

» Auburn scored on 52 of its 59 trips into the red zone this season with 38 TDs, including 35-37 with 26 TD in SEC regular season play. The Tigers' 88.14 red zone scoring percentage ranked 36th nationally.

» Auburn's offense produced 27 plays from scrimmage of at least 40 yards, tied for seventh nationally.

» Auburn's 629 total offense yards (354 rush/284 pass) at Arkansas were the 12th-best total in Auburn history, the sixth-best ever by Auburn in an SEC contest and the seventh-best outing under Malzahn.

The Tigers gained 535 yards total offense (351 rush/184 pass) in the opener against Georgia Southern, 510 total yards (146 rush, 364 pass) against Mercer, 511 total yards (244 rush, 272 pass) against Mississippi State, 561 against Ole Miss (326 rush/235 pass) and 552 vs. ULM (317 rush/235 pass).

There have been nine 600-yard total offense games and 22 500-yard games during Malzahn's tenure as head coach at Auburn.

» Auburn has gained at least 200 yards total offense in a quarter 15 times under Gus Malzahn (once in 2017), eight against SEC teams.

	Opponent	Yds	Qtr
2016	ULM	309	3
2016	Arkansas State	250	2
2014	LSU	247	1
2013	Florida Atlantic	244	2
2013	Texas A&M	242	1
2014	Alabama	242	2
2017	Arkansas	239	3
2013	Western Carolina	229	2
2014	Arkansas	228	1
2013	Texas A&M	227	4
2014	San José State	224	1
2013	Missouri	220	3
2013	Tennessee	211	2
2016	Alabama A&M	210	3
2016	Arkansas State	202	1

» Auburn's eight 40-point games this season were the most in program history, and its six 40-point totals in SEC play were the most in school history, passing the 2010, 2013 and 2014 Tigers (four games).

It's also the 14th time the Tigers have had multiple 50-point games in a season. This is only the fourth time Auburn has scored 50+ points in multiple SEC games (3 in 2010 and 2 in 2017, 2013 and 1970).

FIRST DOWNS

» The Tigers posted 28 first downs vs. UCF, 26 at Arkansas and against Mercer and 25 in the wins over Georgia Southern, Ole Miss, Georgia, ULM and Alabama.

The Tigers gained 20+ first downs in nine games this year and totaled 312 first downs for the season (22.3 per game).

» Under Malzahn, the Tigers have gained 20 or more first downs in 49-67 games, with 30 games with 25+ first downs. Auburn averages 22.3 first downs per game under Malzahn.

ON THE RUN

» Only two schools have had at least one 1,000-yard rusher per season from 2009-17: Auburn (11) and Boise State (9). Auburn's 1,000-yard rushers during that span: Ben Tate (2009),

AUBURN BY THE NUMBERS

Category	2017	Under Malzahn
Record	10-4	45-22
SEC	7-1	25-15
West	5-1	18-12
East	2-0	7-3
Non-Conf	3-2	20-6
Home	7-0	30-7
Away	3-2	12-10
Neutral	0-2	3-5
Day	6-3	22-13
Night	4-1	23-9
TV Games	10-4	44-22
CBS	2-2	7-9
ESPN	2-2	12-10
ESPN2	1-0	4-2
ESPNU	1-0	4-0
FSN	0-0	2-0
SEC Network	4-0	15-1

Scoring first	8-4	34-11
Opp scoring first	2-0	11-11
Leading at half	10-1	36-6
Trailing at half	0-3	6-15
Tied at half	0-0	3-1
Leading after 3Q	10-1	39-3
Trailing after 3Q	0-2	4-16
Tied after 3Q	0-1	2-3
Overtime Games	0-0	1-2

Scoring <20 pts	0-2	1-12
Scoring 20+ pts	10-2	44-10
Scoring 30+ pts	8-0	37-5
Scoring 40+ pts	8-0	25-2
Allowing <20 pts	7-1	25-4
Allowing 20+ pts	3-3	20-18
Allowing 30+ pts	0-1	6-12

Rushing for <100 yds	0-2	0-5
Rushing for 100+ yds	10-2	45-17
Rushing for 200+ yds	8-0	37-8
Rushing for 300+ yds	4-0	20-1
Passing for 200+ yds	9-1	26-9
Passing for 300+ yds	1-1	2-3

Totaling <300 yds	0-2	0-9
Totaling 300+ yds	10-2	45-13
Totaling 400+ yds	10-1	35-9
Totaling 500+ yds	6-0	20-2
Allowing <100 yds	1-0	1-0
Allowing <300 yds	3-1	13-2
Allowing 300+ yds	7-3	32-20

Having 100-yd rusher	8-1	37-10
Having 2 100-yd rushers	1-0	11-0
Having 100-yd receiver	2-1	12-5
Opp 100-yd rusher	1-1	11-12
Opp 100-yd receiver	1-1	11-8

No turnovers	4-2	13-4
<3 turnovers	8-3	39-15
3+ turnovers	2-1	6-7
No takeaways	3-1	7-7
<3 takeaways	7-3	33-18
3+ takeaways	3-0	12-3
Win turnover battle	4-2	23-7
Lose turnover battle	2-2	11-11
Turnovers even	4-0	11-4
30:00+ possession	7-3	24-9
<30:00 possession	3-1	21-13

STUDENT-ATHLETE EXPERIENCE: COMMUNITY SERVICE

» In May, 15 members of the Auburn football team participated in a Fellowship of Christian Athletes mission trip to the Dominican Republic, helping distribute clean water filters and solar light packets while ministering to the people of Puerto Plata and the surrounding province in conjunction with Until They Know ministries



NATIONAL POLLS

ASSOCIATED PRESS POLL (final)

Rk.	School	Record	Points
1.	Alabama	13-1	1,521
2.	Georgia	13-2	1,454
3.	Oklahoma	12-2	1,374
4.	Clemson	12-2	1,292
5.	Ohio State	12-2	1,286
6.	UCF	13-0	1,248
7.	Wisconsin	13-1	1,194
8.	Penn State	11-2	1,120
9.	TCU	11-3	974
10.	Auburn	10-4	917
11.	Notre Dame	10-3	857
12.	Southern Cal	11-3	839
13.	Miami	10-3	769
14.	Oklahoma State	10-3	758
15.	Michigan State	10-3	705
16.	Washington	10-3	668
17.	Northwestern	10-3	528
18.	LSU	9-4	368
19.	Mississippi State	9-4	359
20.	Stanford	9-5	336
21.	South Florida	10-2	267
22.	Boise State	11-3	251
23.	North Carolina State	9-4	232
24.	Virginia Tech	9-4	126
25.	Memphis	10-3	119

Also receiving votes: Washington State 84, South Carolina 46, Iowa State 36, Army 33, Florida Atlantic 32, Troy 14, Fresno State 13, San Diego State 3, Iowa 2

USA TODAY COACHES POLL (final)

Rk.	School	Record	Points
1.	Alabama	13-1	1,550
2.	Georgia	13-2	1,485
3.	Oklahoma	12-2	1,414
4.	Clemson	12-2	1,329
5.	Ohio State	12-2	1,304
6.	Wisconsin	13-1	1,223
7.	UCF	13-0	1,202
8.	Penn State	11-2	1,134
9.	TCU	11-3	1,013
10.	Southern Cal	11-3	904
11.	Notre Dame	10-3	888
12.	Auburn	10-4	885
13.	Miami	10-3	769
14.	Oklahoma State	10-3	757
15.	Washington	10-3	706
16.	Michigan State	10-3	682
17.	Northwestern	10-3	543
18.	LSU	9-4	424
19.	Stanford	9-5	354
20.	Mississippi State	9-4	349
21.	South Florida	10-2	285
22.	Boise State	11-3	242
23.	North Carolina State	9-4	198
24.	Memphis	10-3	149
25.	Virginia Tech	9-4	96

Also receiving votes: Washington State 71, Troy 40, South Carolina 35, Florida Atlantic 35, Fresno State 35, Army 25, Iowa State 8, Utah 6, Wake Forest 3, Iowa 3, Appalachian State 2, Ohio 1, San Diego State 1

Cam Newton (2010), Michael Dyer (2010 and 2011), Tre Mason (2012 and 2013), Nick Marshall (2013), Cameron Artis-Payne (2014), Peyton Barber (2015), Kamryn Pettway (2016), Kerryon Johnson (2017).

Johnson joined that list with a 167-yard performance against Georgia, and finished with 1,391 yards for the season.

» In the final NCAA statistics, Johnson led the SEC in rushing yards per game (115.9), scoring (10.0 ppg) and all-purpose yards per game (132.08).

Johnson is the fifth Auburn player to lead the SEC in rushing during Malzahn's eight years at Auburn (2010/Cam Newton, 2013/Tre Mason, 2014/Cameron Artis-Payne, 2016/Kamryn Pettway).

» Johnson tied for ninth nationally with 18 rushing TD and tied for sixth with 20 total TD in 2017. In league play, his 17 total TD were three more than any other SEC player and he led the SEC with 15 rushing TD in league action. **His 18 rushing TD were more than 40 FBS teams had this season.**

» With five rushing touchdowns against Missouri, three versus Mississippi State and three TD against Ole Miss, Johnson was the first Auburn player to rush for 11 total TD in a three-game span since Peyton Barber in 2015, the only Auburn players to reach that mark.

» A Doak Walker Award semifinalist, Johnson was the first Auburn player to rush for a touchdown in seven consecutive games since Nick Marshall during the 2013-14 seasons.

» All-time Auburn leaders in rushing touchdowns in a season in SEC games:

- 15 Cam Newton (2010)
- 15 **Kerryon Johnson (2017)**
- 13 Tre Mason (2013)

» Against Alabama, Johnson rushed for 104 yards and a score, and threw a 3-yard touchdown pass to Nate Craig-Myers.

Johnson's 204 rushing yards on 28 carries against Ole Miss was a career high for the junior, and the 29th 200-yard rushing game in Auburn history.

After rushing for 156 yards on a career-best 31 carries at LSU and gaining 63 yards in the first half at Arkansas, he added another 100-yard performance at Texas A&M with 145 yards gained on 29 carries, scoring on a 2-yard run and a 2-yard reception. With five catches in the game, he finished with 174 all-purpose yards. He rushed for 167 yards and scored on a 55-yard TD catch (career long reception) against Georgia.

» Johnson ranks 11th on Auburn's career rushing list with 2,494 yards, 11 career 100-yard games, 32 career rushing touchdowns and seven career multiple-score games.

» Johnson's five rushing touchdowns at Missouri were the most by an Auburn player since Peyton Barber had five rushing TD vs.

San José State in 2015, and just one shy of the Auburn record of six touchdowns set by Carnell Williams vs. Mississippi State in 2003.

» Auburn got 100-yard rushing performances vs. Georgia Southern from Johnson (136 yards, 1 TD) and Kam Martin (136 yards, 1 TD), the first Auburn duo to rush for 130+ yards in a game since Carnell Williams (161) and Brandon Jacobs (182) vs. Mississippi State in 2003.

Johnson's 60-yard touchdown run in the first quarter was his longest career run and his 15th career TD (all rushing). Martin's third carry of the game went for 36 yards and his fourth career rushing touchdown. Martin broke off a 61-yard run in the fourth quarter, the longest of his career.

Kamryn Pettway rushed for 128 yards and three touchdowns against Mercer, his eighth career 100-yard rushing game and his third career multiple-touchdown game.

At Arkansas, Pettway rushed for 90 yards and three scores in the second half, including 86 yards rushing and three touchdowns in the third quarter.

» Current players with 100-yard rushing performances:

- Kerryon Johnson (11)
- Kamryn Pettway (8)
- Kam Martin (2)

» Auburn has produced a 100-yard rusher in 47 of 67 games under head coach Gus Malzahn. Ten different Tigers have rushed for 100 yards in a game under Malzahn (58 100-yr performances).

Auburn's record with a 100-yard rusher during the Malzahn era is 37-10; with two 100-yard rushers in the same game, it's 11-0.

» Johnson's career 100-yard performances:

- 204 Ole Miss (2017)
- 167 Georgia (2017)
- 156 at LSU (2017)
- 146 ULM (2016)
- 145 at Texas A&M (2017)
- 137 ULM (2017)
- 136 Georgia Southern (2017)
- 124 Arkansas State (2016)
- 116 Mississippi State (2017)
- 108 Alabama A&M (2016)
- 104 Alabama (2017)

» Pettway finished 30th in Auburn career rushing with 1,529 yards; his 1,224 yards in 2016 were the 13th-best season ever by an Auburn rusher. Pettway averaged 138.7 ypg against SEC opponents in 2016 with five 100-yard games and seven touchdowns.

» Pettway's career 100-yard performances:

- 236 Ole Miss (2016)
- 192 Arkansas (2016)
- 173 Vanderbilt (2016)
- 169 Mississippi State (2016)
- 152 Arkansas State (2016)
- 128 Mercer (2017)
- 123 Texas A&M (2016)
- 101 Oklahoma (2016)

QB JARRETT STIDHAM

» Sophomore Jarrett Stidham led the SEC and ranked ninth nationally in completion percentage (.665, 246-370) and ranked fourth in the league and 19th nationally in passing efficiency (151.0).

Averaging 225.6 passing yards per game with 18 touchdown passes for the season, his long completion was a 75-yard touchdown toss to Ryan Davis vs. Ole Miss.

» Stidham ranks second in passing yardage (3,158), first in completions (246) and tied for sixth in touchdown passes (18) among Auburn single-season all-time leaders.

» In SEC regular season games, Stidham had a pass efficiency rating of 169.56. He was 125-186 (.672) in SEC action, passing for 1,819 yards and 12 scores. In SEC games only, Stidham led the conference in yards per attempt (9.8) and passing efficiency.

» Stidham ranked seventh nationally with 17 passes of at least 40 yards and is fifth with 10 50+-yard passes this season. He tied for 20th with 23 30+-yard passes this season.

» Stidham's long completions at Auburn:

- 75/TD Ryan Davis (Ole Miss)
- 58 Kyle Davis (at Missouri)
- 57/TD Nate Craig-Myers (at Missouri)
- 57 Eli Stove (Miss St)
- 55/TD Kerryon Johnson (Georgia)
- 53/TD Darius Slayton (at Texas A&M)
- 52 Kyle Davis (Miss St)
- 52 Ryan Davis (at LSU)
- 50/TD Darius Slayton (ULM)
- 50 Darius Slayton (at Arkansas)
- 49/TD Will Hastings (at LSU)
- 49 Darius Slayton (Miss St)
- 47/TD Will Hastings (Miss St)
- 46 Will Hastings (at Missouri)
- 46 Darius Slayton (at Texas A&M)
- 42/TD Darius Slayton (Georgia)
- 41/TD Kam Martin (ULM)

» At Texas A&M, Stidham was 20-27 for 268 yards passing, with touchdown passes of 53, 4 and 2 yards, his first three-TD game at Auburn. He added three more TD passes against Georgia, where he was 16-23 for 214 yards, and also scored on a 7-yard run. That made him the first Auburn QB since Cam Newton (2010) to throw three scores in consecutive games.

» At Missouri, he was 13-17 for 218 yards and a touchdown. Against Mississippi State, Stidham was 13-16 for 264 yards and pair of scores, earning SEC player of the week and Earl Campbell Tyler Rose player of the week honors.

He was 14-21 against Ole Miss for 235 yards and touchdowns of 75 and 19 yards, and passed for 165 yards at LSU with a 49-yard TD and 218 yards at Arkansas.

» Stidham finished 32-37 for 364 yards passing against Mercer. His 32 completions were the second-most in a game in Auburn history (Patrick Nix, 34 vs. Arkansas in 1995).

At 86.5%, Stidham had the second best single-game completion percentage in SEC history [minimum 30 completions] (record: 88.6%, Tim Tebow, 31-35 vs. Cincinnati, 2009).

Stidham had a stretch of 18 consecutive completions from midway through the first quarter through early in the third quarter, setting an Auburn record (previous: 16, Stan White vs. New Mexico State, 1993).

Stidham's 364 passing yards were the 11th-most in a single game in Auburn history, and marked the second 300-yard passing game of his career and Auburn's first individual 300-yard passer since Nick Marshall threw for a school-record 456 yards at Alabama in 2014.

» Against Georgia Southern in his Auburn debut, Stidham rushed for a 14-yard touchdown and notched his first passing TD, a 19-yard strike to Ryan Davis, then another in the fourth quarter, another 19-yard scoring pass to Will Hastings.

SEC STANDINGS

WEST STANDINGS

	SEC	Pct.	Overall	Pct.
Auburn	7-1	.875	10-4	.714
Alabama	7-1	.875	12-1	.923
LSU	6-2	.750	9-4	.692
Mississippi State	4-4	.500	9-4	.692
Texas A&M	4-4	.500	7-6	.538
Ole Miss	3-5	.375	6-6	.500
Arkansas	1-7	.125	4-8	.333

EAST STANDINGS

	SEC	Pct.	Overall	Pct.
Georgia	7-1	.875	13-1	.929
South Carolina	5-3	.625	9-4	.692
Kentucky	4-4	.500	7-6	.538
Missouri	4-4	.500	7-6	.538
Florida	3-5	.375	4-7	.364
Vanderbilt	1-7	.125	5-7	.417
Tennessee	0-8	.000	4-8	.333

SEC Bowl Games

Alabama 26, Georgia 23/OT (CFP final/Atlanta/Jan. 8)
 UCF 34, Auburn 27 (Atlanta/Jan. 1)
 Notre Dame 21, LSU 17 (Orlando/Jan. 1)
 Georgia 54, Oklahoma 48/2OT (Pasadena/Jan. 1)
 Alabama 24, Clemson 6 (New Orleans/Jan. 1)
 South Carolina 26, Michigan 19 (Tampa/Jan. 1)
 Mississippi State 31, Louisville 27 (Jacksonville/Dec. 30)
 Wake Forest 55, Texas A&M 52 (Charlotte/Dec. 29)
 Northwestern 24, Kentucky 23 (Nashville/Dec. 29)
 Texas 33, Missouri 16 (Houston/Dec. 27)

SEC Player of the Year/

Offense: Kerryon Johnson
 Special Teams: Daniel Carlson
 Jacobs Blocking Trophy: Braden Smith

All-SEC/first team

PK Daniel Carlson
 CB Carlton Davis
 DE Jeff Holland
 RB Kerryon Johnson
 OG Braden Smith

All-SEC/second team

QB Jarrett Stidham

STUDENT-ATHLETE EXPERIENCE: WELLNESS KITCHEN

» Auburn's Wellness Kitchen offers all-you-care-to-eat dining, featuring various action stations, a pizza oven, a carving station, a hot line with fresh meats and vegetables, a salad bar and a smoothie station.



FIRSTS IN 2017

Made first Auburn start (11): Derrick Brown, Sal Cannella, Nick Coe, Jamel Dean, Casey Dunn, Marquel Harrell, Will Hastings, Jeff Holland, Mike Horton, Jarrett Stidham, Prince Tega Wanogho

Saw first Auburn action (24):

True freshmen (11): Devan Barrett, K.J. Britt, Big Kat Bryant, Noah Igbinoghene, Traivon Leonard, Aidan Marshall, T.D. Moultry, Jordyn Peters, Tyrone Truesdell, Malik Willis, Chandler Wooten

Redshirt freshmen (6): Nick Coe, Devin Guice, Sage Ledbetter, Marquis McClain, Prince Micheal Sammons

Others: Devin Adams, Wilson Bell, Sal Cannella, Jamel Dean, Casey Dunn, Jaunta'vius Johnson, Jarrett Stidham, C.J. Tolbert

TIGERS IN THE NFL

Name	Pos.	Team
Montravius Adams	DT	Green Bay Packers
Cameron Artis-Payne	RB	Carolina Panthers
Peyton Barber	RB	Tampa Bay Buccaneers
Daren Bates	LB	Tennessee Titans
Angelo Blackson	DL	Houston Texans
Josh Bynes	LB	Arizona Cardinals
Sammie Coates	WR	Cleveland Browns
Shon Coleman	OL	Cleveland Browns
Blake Countess	DB	Los Angeles Rams
Karlos Dansby	LB	Arizona Cardinals
Nick Fairley	DT	New Orleans Saints
Dee Ford	DE	Kansas City Chiefs
Rudy Ford	DB	Arizona Cardinals
Corey Grant	RB	Jacksonville Jaguars
Josh Harris	LS	Atlanta Falcons
Joshua Holsey	DB	Washington Redskins
Jonathan Jones	DB	New England Patriots
Brandon King	DB	New England Patriots
DaVonte Lambert	DL	Tampa Bay Buccaneers
Devaroe Lawrence	DT	New Orleans Saints
Carl Lawson	DE	Cincinnati Bengals
Ricardo Louis	WR	Cleveland Browns
Cam Newton	QB	Carolina Panthers
Cody Parkey	PK	Miami Dolphins
Jay Prosch	FB	Houston Texans
Greg Robinson	OL	Detroit Lions
Pat Sims	DT	Cincinnati Bengals
Neiko Thorpe	DB	Seattle Seahawks
C.J. Uzomah	TE	Cincinnati Bengals
Christian Westerman	OL	Cincinnati Bengals
Jermaine Whitehead	DB	Green Bay Packers
Gabe Wright	DL	Miami Dolphins

» Auburn has 32 former lettermen on NFL team rosters, representing 18 different NFL teams

» Auburn players on NFL practice squads: Quan Bray (Bills), Cassanova McKinzy (Rams), Chad Slade (Texans), Gimel President (Texans), Robenson Therezie (Bengals)

» Auburn has had 29 players taken in the first round and four No. 1 overall draft picks: Cam Newton (Carolina, '11), Aundray Bruce (Atlanta, '88), Bo Jackson (Tampa, '86) and Tucker Frederickson (NY Giants, '65)

» At least one former Tiger has been selected to 16 of the last 19 Pro Bowls

» Auburn has had at least one former player in 10 of the last 13 Super Bowls, including Brandon King and Jonathan Jones (New England) in Super Bowl LII

Stidham was the first QB to throw and run for a TD in his Auburn debut since Cam Newton vs. Arkansas State in 2010. Two other QBs threw and rushed for a TD in their Auburn debuts: Pat Sullivan vs. Wake Forest (1969) and Patrick Nix vs. Ole Miss (1994).

» Stidham was 75-109 passing for 1,265 yards and 12 touchdowns as a true freshman at Baylor during the 2015 season. He appeared in 10 games, starting three games (Kansas State, Oklahoma, Oklahoma State).

THE TARGETS

» Ryan Davis set the Auburn single-season record for receptions with 84; he ranked second in the SEC in receptions per game with 6.0 catches per contest.

The junior had 84 receptions for 815 yards and five scores in 2017. His first career 100-yard game came against Alabama, where he had 11 receptions for 139 yards.

Davis had nine games this season with six or more receptions; he caught 26 passes for 251 yards in the final three games of the season.

His 84 catches were 14th-most in a season in SEC history and Davis' 14-game reception streak is the longest at Auburn since Ricardo Louis (24 games) from 2013-15.

» With 149 receiving yards on four catches at Arkansas, Darius Slayton recorded his first career 100-yard game and the 124th 100-yard receiving game in Auburn history (16th under Malzahn).

It was the most receiving yards by a Tiger since Ricardo Louis caught seven passes for 154 yards at Kentucky in 2015.

Slayton's 62-yard touchdown reception at Arkansas from Ryan Davis was a career long and also the longest TD completion by a non-quarterback in Auburn records.

Slayton followed up with 99 receiving yards on just two catches at Texas A&M, with a 53-yard TD from Stidham, and added a 42-yard score against Georgia and a 50-yard touchdown against ULM.

» Slayton was the first AU receiver to catch a TD pass in four straight games since Emory Blake (seven games in 2010-11). His 404 yards receiving over the last five regular season games surpassed his career total of 292 yards entering this season.

» Slayton led the team averaging 22.2 yards per reception on 29 catches, fifth best nationally; he was followed by Hastings (20.2 ypc on 26 receptions). They were just the second pair of Tigers to average 20.0 yards per reception for a season in program history (Alvin Bresler 23.04 and Terry Beasley 20.21 in 1970).

Davis (5), Slayton (5), Hastings (4) and Nate Craig-Myers (3) led the team in touchdown catches.

» Will Hastings recorded his first career 100-yard receiving game in the Peach Bowl vs. UCF, gaining 117 yards on six receptions, including a 26-yard TD catch.

» Auburn tied for seventh nationally with 11 passes of 50 or more yards and tied for 10th with 18 pass plays of 40+ yards.

» This season, 17 different Auburn receivers caught at least one pass. Nine Auburn players caught at least one pass of 35 yards or longer this year.

DEFENSIVE DOMINATION

» Auburn ranked 14th nationally in total defense and 12th in scoring defense, allowing 319.4 yards and 18.5 points per game.

» Auburn allowed 319.4 total yards per game, the fewest the Tigers have allowed in a season since 2007 (297.9).

» Auburn allowed negative/no yards on 344 of 957 (35.9%) plays defended this season.

» Auburn tied for eighth nationally allowing just 4.67 yards per play, the Tigers' best season mark since 2007 (4.53).

» Georgia Southern was held without a third-down conversion (0-15); the last time an Auburn defense held an opponent to 0 third-down conversions was vs. LSU (0-13) in 2014.

» Auburn held Georgia Southern to 78 yards total offense, the fewest by an Auburn opponent since Ole Miss had 9 total yards in 1985 and tied for the fewest yards allowed in an FBS vs. FBS game this season.

That tied the fewest yards by an opponent in a season opener since UT-Chattanooga had 78 yards in 1967 and was the first time an opponent was held under 100 yards since Ball State had 92 yards in 2001.

» The Tigers held Georgia Southern (70) and Clemson (96) to fewer than 100 yards rushing, the first time the Auburn defense did that in back-to-back games since 2014. Ole Miss gained only 83 yards on the ground.

In 27 games under Kevin Steele as defensive coordinator, Auburn has held eight different opponents to 100 yards rushing or fewer, the latest being Georgia (46 rushing yards).

» Auburn's defense has allowed only three touchdowns in the first quarter in the last 19 games, and only two in the opening period during 2017. The Tigers allowed an average 50.1 yards first-quarter total offense this season.

» Auburn registered 66 three-and-outs on 171 drives this season, averaging 4.71 per game, 13th-best nationally.

» The last time Auburn allowed 266 yards rushing or fewer in the first three games of a season was 2014 (258: Arkansas/153, San Jose State/65, at Kansas State/40).

The last time Auburn surrendered 100-or-fewer yards in three straight games was at the start of the 2008 season (ULM/84, Southern Miss/37, at Mississippi State/38).

» Auburn has allowed only 17.7 points per game since the start of the 2016 season.

» In 27 games under Steele, the Auburn defense has recorded 62 sacks (2.29 per game) and has been held without a sack only four times. Auburn has recorded at least 6.0 TFL in 17 of those games.

Those 62 sacks are the most in consecutive seasons at Auburn since recording 63 sacks in 2009-10. The Tigers' 37 sacks this season were their most since 2005 (39).

The Tigers have forced 36 turnovers (17 INT, 19 FR) and allowed only 19 rushing touchdowns during that stretch.

» Auburn tied for 18th nationally having allowed only four plays from scrimmage of at least 50 yards this season.

» Auburn is third nationally having allowed just 19 rushing TD since the start of the 2016 season; the Tigers are tied for fifth allowing only 54 total TD during that span.

» The Tigers ranked ninth nationally, allowing only 146 plays of 10 yards or more (10.4/game).

» The Tigers ranked tenth nationally and second in the SEC recovering 13 fumbles this season.

Against Clemson, Auburn forced and recovered two opponent fumbles for the first time since last season's Mississippi State game. Forcing the fumbles were Jeff Holland and Marlon Davidson, with Jeremiah Dinson and Tray Matthews on the recoveries.

At Missouri, Holland, Montavious Atkinson and Jordyn Peters forced fumbles that were recovered by Davidson, Daniel Thomas and Tyrone Truesdell. Stephen Roberts forced an LSU fumble recovered by Carlton Davis.

At Arkansas, Jeff Holland forced two fumbles and recovered one; another fumble was forced by Derrick Brown and Deshaun Davis and Darrell Williams had recoveries.

Darrell Williams also recovered a Georgia fumble. Carlton Davis had a fumble recovery vs. ULM and and Tre' Williams recovered an Alabama fumble. Deshaun Davis had a fumble recovery vs. UCF in the Peach Bowl.

DEFENDING THE PASS

» Auburn ranked 19th nationally in defensive pass efficiency (113.84) and 18th in passing yards allowed per game, giving up just 182.4 yards per contest. The Tigers allowed 6.0 yards per pass attempt, tied for seventh nationally.

» Auburn allowed only 2,553 passing yards this season, giving up 182.4 passing yards per game, the Tigers' best mark since allowing 173.2 yards per game in 2007.

» Against ULM, Javaris Davis recorded his second interception of the season and Nick Ruffin scored on a 45-yard interception return. It's the first time since 2011 Auburn has had multiple interception scores in a season.

» Sophomore Daniel Thomas grabbed Auburn's first interception of 2017 with a pick in the endzone on the final play of the win against Georgia Southern. Carlton Davis had an interception at Missouri, the fourth of his career.

Against Mississippi State, Tray Matthews recorded his fourth interception at Auburn and Javaris Davis recorded his first career pick six with a 37-yard return. That was Auburn's first interception touchdown since 2015 and its first in an SEC game since 2014.

» Georgia Southern's eight passing yards were the fewest by an Auburn opponent since Vanderbilt had just seven yards passing against the Tigers in 1993.

» The Auburn defense has 66 interceptions in 67 games since the beginning of 2013. Five members of the current squad have multiple career interceptions.

CAREER INT ON CURRENT SQUAD:

- Tray Matthews (5; 1 at Georgia)
- Carlton Davis (4)
- Javaris Davis (4)
- Daniel Thomas (3)
- Stephen Roberts (2)
- Nick Ruffin (1)

TOP TACKLERS

» Seven current players totaled more than 100 career tackles each at Auburn: Tre' Williams (188), Tray Matthews (180), Deshaun Davis (150), Carlton Davis (138), Stephen Roberts (136), Dontavious Russell (118) and Darrell Williams (109).

» Senior linebacker Tre' Williams led Auburn with a career-best 10 tackles, 2.0 sacks, 2.0 TFL and a QB hurry against Georgia Southern, Williams' third career double-figure tackle game and the seventh game he has been Auburn's leading tackler during his career.

Carlton Davis, with a career-best 11 tackles and two PBU, was the top tackler at Clemson.

Tre' Williams and Jeremiah Dinson led the Tigers with six tackles each against Mercer. Tray Matthews and Montavious Atkinson each had a team-best six tackles at Missouri.

Deshaun Davis tied a career high with a team-best 10 tackles against Mississippi State. Davis, Nick Ruffin and Jamel Dean led Auburn with seven tackles each vs. Ole Miss.

At LSU, Deshaun Davis, Darrell Williams, Roberts and Dontavious Russell each had seven stops. At Arkansas, Russell, Darrell Williams and Nick Coe led Auburn with six tackles each.

Derrick Brown was the tackle leader at Texas A&M with a career-best seven stops. Stephen Roberts, Carlton Davis and Jeremiah Dinson had six tackles each vs. Georgia to lead the Tigers.

Deshaun Davis had nine tackles, two TFL and a sack against ULM, and led Auburn with 10 tackles in the SEC championship game. Jordyn Peters had a team-best eight tackles in the Peach Bowl vs. UCF.

CAREER PARTICIPATION

No.	Name	GP/GS
16	Devin Adams, QB	1/0
48	Montavious Atkinson, DB	36/7
5	Devan Barrett, RB	14/0
74	Wilson Bell, OL	34/18*
82	Pete Berryman, TE	2/0
33	K.J. Britt, LB	14/0
22	John Broussard Jr., DB	17/0
5	Derrick Brown, DL	27/14
86	Tucker Brown, TE	28/0
1	Big Kat Bryant, DL	13/0
80	Sal Cannella, TE	11/1
38	Daniel Carlson, K	53/-
67	Tyler Carr, OL	24/0
93	Tyler Carter, DL	6/0
43	Cedric Chambers, RB	1/0
91	Nick Coe, DL	14/1
27	Chandler Cox, FB	39/30
3	Nate Craig-Myers, WR	25/14
3	Marlon Davidson, DL	26/26
6	Carlton Davis, DB	38/32
57	Deshaun Davis, LB	39/23
13	Javaris Davis, DB	24/13
23	Ryan Davis, WR	35/19
12	Jamel Dean, DB	14/11
20	Jeremiah Dinson, DB	23/12
50	Casey Dunn, OL	48/37* (36/27)
73	Austin Golson, OL	50/39* (12/0)
40	Eugene Govan, RB	2/0
46	Devin Guice, DB	3/0
77	Marquel Harrell, OL	17/6
85	Jalen Harris, TE	39/6
33	Will Hastings, WR	27/1
4	Jeff Holland, OLB	40/14
64	Mike Horton, OL	24/7
4	Noah Igbinioghene, WR	14/0
78	Darius James, OL	32/22* (6/2)
10	Paul James III, LB	16/0* (4/0)
62	Jaunta'vius Johnson, DL	1/0
21	Kerryon Johnson, RB	37/19
54	Kaleb Kim, OL	10/0
46	Caleb King, TE	2/0
89	Griffin King, WR	16/0
31	Sage Ledbetter, K	1/-
21	Traivon Leonard, DB	7/0
41	Aidan Marshall, P	10/-
9	Kam Martin, RB	24/0
28	Tray Matthews, DB	44/39* (10/7)
51	Richard McBryde, LB	23/0
17	Marquis McClain, WR	14/0
29	Jalen McGriff, DB	10/0* (10/0)
61	Ryan Meneely, OL	2/0
32	Malik Miller, RB	15/0
55	T.D. Moultry, LB	13/0
39	Robert Muschamp, LB	1/0
99	Spencer Nigh, FB	13/0
15	Jordyn Peters, DB	14/0
36	Kamryn Pettway, FB	27/10
69	Ike Powell, LS	44/-
50	Chase Ritter, LB	1/0
14	Stephen Roberts, DB	51/26
19	Nick Ruffin, DB	47/7
95	Dontavious Russell, DL	40/37
72	Prince Sammons, OL	1/0
43	Ian Shannon, K/P	9/-
66	Bailey Sharp, OL	6/0
58	Josh Shockley, LB	17/0
81	Darius Slayton, WR	26/21
71	Braden Smith, OL	53/41
25	Jason Smith, DB/WR	32/2
8	Jarrett Stidham, QB	24/17* (10/3)
29	Tyler Stovall, H	53/-
12	Eli Stove, WR	26/14
42	Keenan Sweeney, FB	10/0
24	Daniel Thomas, DB	25/2
18	Tre' Threat, TE	17/0
37	C.J. Tolbert, RB	4/0
94	Tyrone Truesdell, DL	8/0
97	Gary Walker, DL	9/0
76	Prince Tega Wanogho, OL	24/7
79	Andrew Williams, DL	40/0
49	Darrell Williams, LB	36/15
30	Tre' Williams, LB	47/20
14	Malik Willis, QB	7/0
31	Chandler Wooten, LB	8/0

*includes previous school (previous school total)

» Six current players have at least one career double-figure tackle game at Auburn:

Deshaun Davis (4)
Tré Williams (3)
Carlton Davis (2)
Tray Matthews (1)
Nick Ruffin (1)
Darrell Williams(1)

» Marlon Davidson was the SEC defensive lineman of the week vs. Missouri with four tackles, a TFL and a 33-yard fumble return.

Nick Coe was the SEC defensive freshman of the week vs. Mississippi State with six tackles, four QB hurries and two third-down and a fourth-down stop. Coe repeated that honor with six tackles and a sack at Arkansas.

Jeff Holland was named SEC defensive player of the week at Arkansas, forcing two fumbles, recovering one, and recording 1.5 sacks and three tackles.

» The number of career games current players have led the team in tackles:

Deshaun Davis (9)
Tre' Williams (8)
Tray Matthews (5)
Darrell Williams (3)
Carlton Davis (3)
Stephen Roberts (3)
Nick Ruffin (2)
Dontavius Russell (2)
Jeremiah Dinson (2)
Montavious Atkinson (1)
Derrick Brown (1)
Nick Coe (1)
Jamel Dean (1)
Jordyn Peters (1)
Daniel Thomas (1)

» Auburn's 37 sacks were its most in a season since 2005 (39). The Tigers were 25th nationally this season in total sacks (2.64 per game). Auburn's 81 TFL ranked 70th nationally (5.8/gm).

» Jeff Holland was fourth in the SEC and ranked 18th nationally averaging 0.71 sacks per game (10.0 total for the season), tied for sixth among Auburn's all-time single-season leaders.

» Auburn's 12 TFL and six sacks vs. Georgia Southern were the most by the Tigers since 14 TFL and six sacks vs. Ole Miss in 2013.

Four players collected the six sacks: Tre' Williams (2), Marlon Davidson (2), Derrick Brown and Jeff Holland. Williams, Davidson, Brown, Holland and Stephen Roberts had multiple TFL against the Eagles.

At Clemson, Brown, Holland, Nick Coe, Montavious Atkinson, Tre' Williams and Dontavius Russell had a hand in sacks, and Davidson, Roberts, Jamel Dean and Darrell Williams added TFL.

Auburn totaled seven TFL against Mercer, six at Missouri and at LSU, five vs. Mississippi State and four vs. Georgia.

At Arkansas, Auburn's six sacks came from Holland (1.5), Jeremiah Dinson, Brown, Big Kat Bryant, Coe (0.5), Davidson (0.5) and T.D. Moultry (0.5), part of eight TFL that game. Those six sacks were the most by Auburn in an SEC game since six against Ole Miss in 2013.

LEGATRON

» The first-ever three-time Lou Groza finalist, Daniel Carlson holds 13 Auburn kicking records. The All-American holds the SEC records for career scoring (480 points), field goals made (92) and consecutive PAT made (198).

Carlson was also a member of the 2017 AFCA Good Works Team, a Senior CLASS Award and Pop Warner Award finalist and a Wuerffel Trophy semifinalist.

» Carlson made 198 consecutive PAT kicks, the longest string in Auburn history. He broke the SEC consecutive PAT record against Mississippi State (previous: John Becksvoort, Tennessee, 1991-94, 161 PAT).

He is the leader in Auburn career PAT made and one of just six SEC kickers to convert 100% of more than 100 PAT attempts.

» Carlson is second all-time in NCAA records for most field goals made (92); Zane Gonzalez (Arizona State, 2013-16) holds the NCAA record with 96.

With 480 points, Carlson is also second in career points scored by a kicker (behind Gonzalez/494) in NCAA records.

Carlson is fifth in NCAA records in career points scored; the recordholder is Keenan Reynolds (530, Navy, 2012-15).

» In NCAA history, Carlson finished second in career FG percentage on 50-yard kicks (61.9, 13-21) behind Max Zendejas (Arizona, 1982-85, 14-23, 60.9%). Carlson holds the NCAA record with seven games of four or more field goals made, and tied with Zane Gonzalez for the most career games with three or more field goals made (15).

» The leading scorer in SEC history, Carlson scored 474 points kicking (92-114 FG, 198-198 PAT) during his four-year career, best all-time among Auburn kickers.

Just the ninth Auburn player ever to score 100+ points in a season, his overall scoring total of 480 points (including one TD) was the best in Auburn and SEC history.

» Carlson is the Tigers' career leader for FG of 50 yards or longer with 13, surpassing Neil O'Donoghue (five from 1975-76). He was 13-21 on career FG of at least 50 yards.

Carlson's 52- and 56-yard field goals made at Missouri were the first time an Auburn kicker made two 50+ yard FG in a game since 1987. Carlson's 50+-yard kicks:

56 vs. Louisville (2015)
56 at Missouri (2017)
54 Georgia (2017)
53 Clemson (2016)
53 Vanderbilt (2016)
52 at Kentucky (2014)
52 Ole Miss (2015)
52 at Alabama (2016)
52 at Missouri (2017)
51 vs. Wisconsin (2014)
51 Mississippi State (2015)
51 LSU (2016)
50 Georgia Southern (2017)

» Carlson is Auburn's all-time leader in field goals made (92, best in SEC history) and FG percentage (.807, 92-114, 11th in SEC history).

» Carlson had 12 career games with three or more FG made:

6 LSU (2016)
5 at Alabama (2014)
4 Ole Miss (2015)
4 at Texas A&M (2015)
4 at Ole Miss (2016)
4 at Alabama (2016)
4 Georgia (2017)
3 at Mississippi State (2014)
3 Mississippi State (2015)
3 at Kentucky (2015)
3 Arkansas State (2016)
3 Vanderbilt (2016)
3 at Missouri (2017)
3 Ole Miss (2017)
3 at LSU (2017)

» His 28 field goals made in 2016 were the most in Auburn history. Carlson had four of the top six years in FG made in Auburn history:

1. 28 (2016)
2. 23 (2015 and 2017)
6. 18 (2014)

» For Carlson's career, 221 of 315 kickoffs (70.2%) went for touchbacks.

» Against Arkansas State in 2016, Carlson set an Auburn record for most points scored by a kicker (21), making three field goals, six PAT and scoring a 20-yard rushing touchdown on a fake field goal attempt (the first Auburn TD on a fake FG since 2000). Carlson broke the record of 18 points scored in a game he (at Alabama, 2014) shared with Al Del Greco (1982).

MORE SPECIAL TEAMS

» Auburn kickers have converted 225 consecutive PAT attempts back to the 2013 Tennessee game, the longest active streak in the FBS.

» Senior Tyler Stovall was a semifinalist for the Mortell Holder of the Year Award. Stovall was the holder for all of Daniel Carlson's SEC-record 472 kick points scored.

» Auburn is two games ahead of Hawai'i for the longest current span of games without having a punt blocked (117 games). The Tigers last had a punt blocked vs. Mississippi State in 2009.

» Auburn's blocked punt recovered for a touchdown at Texas A&M was the first blocked punt by the Tigers since 2013 (vs. Alabama) and the first recovered for a score since 2006 (Florida). Nick Ruffin had the block and Malik Miller the recovery for the touchdown.

RANKINGS

» During the Gus Malzahn era, Auburn has been part of 22 matchups of AP-ranked teams. The Tigers are 11-11 in those meetings between ranked teams, including a 7-0 mark in Jordan-Hare Stadium.

» Auburn is 20-1 at home as an AP-ranked team under head coach Gus Malzahn.

» Auburn is 22-19-2 in Top 10 matchups all-time, including a 9-7-1 record at Jordan-Hare Stadium.

» Auburn's record as a ranked team all-time is 314-112-6. Ranked Auburn teams at home are 176-30-2; away from Auburn, ranked Tiger squads are 138-82-4 all-time.

» Auburn is 108-156-6 all-time facing ranked opponents. The Tigers are 50-40-2 at home against ranked teams, 27-66-2 on the road and 31-50-2 vs. ranked teams on a neutral field.

» When a ranked Auburn team faces a ranked opponent, the Tigers' all-time record is 76-70-4 (33-12-1 at home, 21-36-1 away and 22-22-2 on a neutral field).

» The Tigers are 86-125-5 all-time when facing ranked SEC opponents (40-31-2 at home, 27-59-2 away, 19-35-1 neutral). Ranked Auburn teams vs. ranked SEC teams are 56-47-3 overall (27-8-1 at home, 18-29-1 at the opponent's home field and 11-10-1 on a neutral field).

AVERAGE PER DOWN

» Here's a breakdown of Auburn's offensive production on first, second, third and fourth down, in terms of the plays run, yards gained and average gain:

1st: 447 att, 2,923 yds, 6.5 avg
2nd: 344 att, 1,986 yds, 5.8 avg
3rd: 212 att, 1,433 yds, 6.8 avg
4th: 13 att, 23 yds, 1.8 avg

» Auburn's offensive TDs came 26 times on first down (18 rush, 8 pass), 15 times on second (8 rush, 7 pass), 12 times on third down (6 rush, 6 pass) and once on fourth down (1 rush).

MORE TIGER STRIPES...

» 2017 team captains were offensive linemen Austin Golson and Braden Smith and linebacker Tre' Williams.

» Auburn outscored its opponents 119-33 (+86) in the first quarter and 241-114 (+127) in the first half this season.

» Auburn has won 12 straight home games for the 10th time in program history. The current streak started with a 2016 win over LSU.

» On the 2017 team, 40 players had at least one college start, 23 on offense and 17 defense.

» Auburn was 17th nationally averaging only 4.5 penalties per game, best in the SEC, and 13th in fewest penalty yards per game (38.36), second-best in the SEC.

» Since 2001, Auburn is 132-23 (.852) when scoring 20 or more points in a game. Dating back to 1993, Auburn is 188-31-1 (.857) when scoring 20 or more points. All-time, Auburn is 527-51-9 (.905) when scoring 20 points.

All-time, Auburn is 331-9 (.973) when scoring 30 points, 165-3 (.982) when scoring 40 points, 74-0 when scoring 50 points and 25-0 when scoring 60 points.

» Auburn rushed and threw for at least 200 yards in six SEC games in a season for the first time in program history.

» Auburn secured its 14th 10-win season all-time and its first since 2013 with its 26-14 win over No. 1 Alabama.

Gus Malzahn became the sixth head coach to lead the Tigers to a 10-win season when he led Auburn to a 12-2 record and a BCS Championship appearance in 2013; Malzahn joins Pat Dye (4), Shug Jordan (3), Terry Bowden (2) and Tommy Tuberville (2) as the only coaches to lead the Tigers to multiple 10-win seasons.

Malzahn is just the second coach (Terry Bowden) to lead Auburn to two 10-win campaigns in his first five seasons at Auburn.

» In all-time SEC play, Auburn holds a 316-245-18 mark back through 1933. In SEC games played in Auburn, the Tigers are 132-57-6 all-time; away from Auburn, the Tigers are 184-188-12 overall. The Tigers are 25-15 in SEC action under Coach Gus Malzahn.

» All-star game invitations:
 Reese's Senior Bowl: Daniel Carlson, Austin Golson, Tray Matthews, Ike Powell, Tre' Williams
 East-West Shrine Game: Austin Golson
 Tropical Bowl: Wilson Bell

» During the last five seasons, only seven FBS teams have not lost a game to a team that finished with a losing record: Alabama, Auburn, Florida, LSU, Michigan, Navy and Ohio State. Since a 2012 loss to Arkansas, Auburn has won 17 straight games against teams that ended the year with a losing record.

2018 SCHEDULE

Sept. 1 vs. Washington (Atlanta)
 Sept. 8 ALABAMA STATE
 Sept. 15 LSU
 Sept. 22 ARKANSAS
 Sept. 29 SOUTHERN MISS
 Oct. 6 at Mississippi State
 Oct. 13 TENNESSEE
 Oct. 20 at Ole Miss
 Nov. 3 TEXAS A&M
 Nov. 10 at Georgia
 Nov. 17 LIBERTY
 Nov. 24 at Alabama

AUBURN 2017 HONORS

BIG KAT BRYANT: SEC all-freshman team

DANIEL CARLSON: Lou Groza Award finalist
 1st team All-America (Walter Camp, AFCA, CBS, PFF)
 2nd team All-America (FWAA, AP, SI.com, Sporting News, Phil Steele)
 SEC special teams player of the year
 1st team all-SEC (coaches, AP, Phil Steele)
 SEC special teams player/wk (Ole Miss, Georgia)
 Lou Groza star/wk (Missouri, Ole Miss, Georgia)
 AFCA Good Works Team
 SEC Community Service Team
 Senior CLASS, Pop Warner College awards finalist
 Wuerffel Trophy, NFF Campbell Trophy semifinalist

NICK COE: SEC all-freshman team
 SEC freshman of week (Miss St, Arkansas)
 SEC DL of week (Alabama)

MARLON DAVIDSON: SEC DL of week (Missouri)

CARLTON DAVIS: 1st team All-America (SI.com)
 2nd team All-America (Walter Camp, AP, AFCA)
 1st team all-SEC (coaches)
 2nd team all-SEC (AP, Phil Steele)

RYAN DAVIS: 3rd team all-SEC (Phil Steele)

CASEY DUNN: SEC OL of week (Georgia)

AUSTIN GOLSON: 3rd team all-SEC (Phil Steele)

WILL HASTINGS: Burlsworth Trophy nominee

JEFF HOLLAND: 1st team All-America (SI.com)
 2nd team All-America (SB Nation, CBS)
 3rd team All-America (Phil Steele)
 1st team all-SEC (coaches, AP, Phil Steele)
 SEC defensive player of week (Arkansas)

KERRYON JOHNSON: 2nd team All-America (FWAA, AP, SI.com, AFCA, Sporting News, Phil Steele)
 SEC offensive player of the year
 1st team all-SEC (coaches, AP, Phil Steele)
 Doak Walker Award semifinalist
 SEC offensive player of week (Ole Miss, Georgia)
 Maxwell Award player of week (Georgia)

AIDAN MARSHALL: SEC freshman/wk (Texas A&M)

IKE POWELL: 3rd team All-America (Phil Steele)
 1st team all-SEC (Phil Steele)

BRADEN SMITH: 1st team All-America (AP, CBS, SB Nation)
 2nd team All-America (Walter Camp, FWAA, SI.com, PFF, AFCA, Sporting News, Phil Steele)
 SEC Jacobs Blocking Trophy
 1st team all-SEC (coaches, AP, Phil Steele)
 SEC OL of the week (Texas A&M)

JARRETT STIDHAM: Earl Campbell Tyler Rose finalist
 Manning Award finalist
 SEC newcomer of the year (AP)
 1st team all-SEC (Phil Steele)
 2nd team all-SEC (coaches, AP)
 SEC offensive player of week (Miss St, Alabama)
 Manning Award weekly star (Miss St, Alabama)
 Earl Campbell Tyler Rose player/wk (Miss St, Ala)

TYLER STOVALL: CoSIDA Academic All-America
 Mortell Award semifinalist

TRE' WILLIAMS: 2nd team all-SEC (coaches)

COACH GUS MALZAHN: Bear Bryant Coach of Yr finalist
 George Munger semifinalist
 Bobby Dodd Coach of the Week (Georgia)

ALPHABETICAL ROSTER

NO.	NAME	POS.	HT.	WT.	YR.	HOMETOWN	NO.	NAME	POS.	HT.	WT.	YR.	HOMETOWN
16	Devin Adams	QB	6-3	244	Jr.	Mobile, AL	31	Sage Ledbetter	K	6-0	181	RFr.	Auburn, AL
15	Wil Appleton	QB	5-11	196	Fr.	Albertville, AL	21	Traivon Leonard	DB	6-0	191	Fr.	West Palm Beach, FL
70	Calvin Ashley	OL	6-6	350	Fr.	Orlando, FL	56	Tashawn Manning	DL	6-3	320	Fr.	Apopka, FL
16	Malcolm Askew	DB	5-11	182	Fr.	McCalla, AL	41	Aidan Marshall	P	5-11	163	Fr.	Winchester, VA
48	Montavious Atkinson	LB	6-1	218	Jr.	Fairburn, GA	9	Kam Martin	RB	5-10	182	So.	Port Arthur, TX
5	Devan Barrett	RB	6-0	185	Fr.	Tampa, FL	28	Tray Matthews	DB	6-1	209	Sr.	Newnan, GA
74	Wilson Bell	OL	6-5	355	Sr.	Mobile, AL	51	Richard McBryde	LB	6-1	237	So.	Troy, AL
82	Pete Berryman	TE	6-3	221	Sr.	Birmingham, AL	17	Marquis McClain	WR	6-2	226	RFr.	Crestview, FL
52	Nick Brahms	OL	6-3	276	Fr.	Navarre, FL	29	Jaylen McGriff	DB	6-0	207	Jr.	Brentwood, TN
33	K.J. Britt	LB	6-0	239	Fr.	Oxford, AL	25	Alex Medary	FB	6-0	186	Fr.	Orlando, FL
22	John Broussard Jr.	DB	5-11	172	So.	Phenix City, AL	61	Ryan Meneely	OL	6-2	322	So.	McDonough, GA
5	Derrick Brown	DL	6-5	316	So.	Sugar Hill, GA	32	Malik Miller	RB	5-11	225	RFr.	Huntsville, AL
86	Tucker Brown	TE	6-3	288	Jr.	Trussville, AL	35	James Owens Moss	WR	5-9	184	RFr.	Opelika, AL
1	Big Kat Bryant	Buck	6-5	224	Fr.	Cordele, GA	55	T.D. Moultry	LB	6-2	240	Fr.	Birmingham, AL
37	Brock Campbell	DB	6-0	195	Sr.	Birmingham, AL	39	Robert Muschamp	LB	6-1	244	So.	Rome, GA
80	Sal Cannella	TE	6-5	228	So.	Schaumburg, IL	18	Jayvaughn Myers	DB	6-1	192	RFr.	Dade City, FL
26	Anders Carlson	K	6-5	200	Fr.	Colorado Springs, CO	63	Peyton Nance	OL	5-11	318	Fr.	Attalla, AL
38	Daniel Carlson	K	6-4	223	Sr.	Colorado Springs, CO	99	Spencer Nigh	FB	6-0	270	So.	Magnolia, TX
67	Tyler Carr	OL	6-5	316	So.	Southside, AL	87	Pace Ozmint	WR	6-1	181	RFr.	Glencoe, AL
47	Craig Carter	LB	5-11	198	So.	Milton, GA	15	Jordyn Peters	DB	6-1	185	Fr.	Muscle Shoals, AL
93	Tyler Carter	DL	6-1	270	Sr.	Decatur, AL	36	Kamryn Pettway	RB	6-0	235	Jr.	Montgomery, AL
43	Cedric Chambers	RB	5-7	187	So.	Valley, AL	69	Ike Powell	LS	6-3	267	Sr.	Tifton, GA
91	Nick Coe	DL	6-5	270	RFr.	Asheboro, NC	50	Chase Ritter	LB	5-10	205	Sr.	Wetumpka, AL
27	Chandler Cox	FB	6-1	239	Jr.	Apopka, FL	14	Stephen Roberts	DB	5-11	189	Sr.	Opelika, AL
3	Nate Craig-Myers	WR	6-2	213	So.	Dade City, FL	45	Jacob Rogers	DB	5-11	205	RFr.	Goodwater, AL
45	Chase Cramer	FB	5-10	205	So.	Orlando, FL	19	Nick Ruffin	DB	6-0	202	Sr.	Duluth, GA
3	Marlon Davidson	DL	6-3	282	So.	Greenville, AL	95	Dontavious Russell	DL	6-3	310	Jr.	Carrollton, GA
6	Carlton Davis	DB	6-1	203	Jr.	Miami, FL	72	Prince M. Sammons	OL	6-7	292	RFr.	Blanchester, OH
57	Dashaun Davis	LB	5-11	246	Jr.	Prichard, AL	43	Ian Shannon	K/P	6-3	222	So.	Marietta, GA
13	Javaris Davis	DB	5-10	186	So.	Jacksonville, FL	66	Bailey Sharp	OL	6-5	300	So.	Marietta, GA
23	Ryan Davis	WR	5-9	175	Jr.	St. Petersburg, FL	47	John Samuel Shenker	TE	6-3	235	Fr.	Albany, GA
12	Jamel Dean	DB	6-2	215	So.	Cocoa, FL	32	Sam Sherrod	DB	5-11	198	RFr.	Birmingham, AL
35	Tanner Dean	LB	6-3	202	Fr.	Birmingham, AL	58	Josh Shockley	LB	5-10	224	Sr.	Locust Grove, GA
20	Jeremiah Dinson	DB	6-0	186	So.	Miami, FL	81	Darius Slayton	WR	6-2	190	So.	Norcross, GA
50	Casey Dunn	OL	6-4	292	Sr.	Trussville, AL	71	Braden Smith	OL	6-6	303	Sr.	Olathe, KS
41	Josh French	LB	5-11	209	RFr.	Birmingham, AL	53	Clarke Smith	LS	6-3	226	RFr.	Leeds, AL
53	Phelps Gambill	OL	6-5	282	Fr.	Nashville, TN	25	Jason Smith	DB	6-1	186	Sr.	Mobile, AL
73	Austin Golson	OL	6-5	312	Sr.	Prattville, AL	8	Jarrett Stidham	QB	6-3	214	So.	Stephenville, TX
40	Eugene Govan	RB	5-7	186	So.	Grovetown, GA	29	Tyler Stovall	H	6-0	213	Sr.	Hokes Bluff, AL
46	Devin Guice	DB	5-8	160	RFr.	Opelika, AL	12	Eli Stove	WR	6-0	183	So.	Niceville, FL
59	Brodarious Hamm	OL	6-5	344	Fr.	Griffin, GA	42	Keenan Sweeney	FB	6-0	237	Sr.	Snellville, GA
77	Marquel Harrell	OL	6-3	308	So.	Fairburn, GA	60	Bill Taylor	LS	6-3	227	Fr.	Northport, AL
85	Jalen Harris	TE	6-4	252	Jr.	Montgomery, AL	24	Daniel Thomas	DB	5-11	203	So.	Montgomery, AL
33	Will Hastings	WR	5-10	167	Jr.	Little Rock, AR	18	Tre' Threat	TE	6-1	244	So.	Mobile, AL
4	Jeff Holland	OLB	6-2	249	Jr.	Jacksonville, FL	44	Barrett Tindall	LB	6-0	202	Fr.	Birmingham, AL
40	Beau Horn	K/P	5-9	192	Fr.	Mobile, AL	37	C.J. Tolbert	RB	5-7	187	Jr.	Dadeville, AL
64	Mike Horton	OL	6-4	318	So.	Atlanta, GA	68	Austin Troxell	OL	6-6	292	Fr.	Gurley, AL
4	Noah Igbinoehene	WR	5-11	186	Fr.	Trussville, AL	94	Tyrone Truesdell	DL	6-2	338	Fr.	Augusta, GA
92	Alec Jackson	DL	6-5	280	Fr.	Montgomery, AL	97	Gary Walker	DL	5-11	270	So.	Toccoa, GA
78	Darius James	OL	6-4	324	Sr.	Killeen, TX	76	Prince Tega Wanogho	OL	6-7	301	So.	Montgomery, AL
10	Paul James III	DL	6-3	260	Jr.	Miami, FL	28	JaTarvious Whitlow	WR	6-0	216	Fr.	LaFayette, AL
62	Jaunta'vius Johnson	DL	6-2	324	So.	Lincoln, AL	79	Andrew Williams	DL	6-4	286	Jr.	McDonough, GA
21	Kerryon Johnson	RB	6-0	212	Jr.	Huntsville, AL	49	Darrell Williams	LB	6-2	244	Jr.	Hoover, AL
75	Trent Kelley	OL	6-5	280	Fr.	Phenix City, AL	30	Tre' Williams	LB	6-2	225	Sr.	Mobile, AL
54	Kaleb Kim	OL	6-4	293	So.	Buford, GA	14	Malik Willis	QB	6-1	202	Fr.	Atlanta, GA
46	Caleb King	TE	6-3	218	Sr.	Huntsville, AL	31	Chandler Wooten	LB	6-2	237	Fr.	Acworth, GA
89	Griffin King	WR	5-10	180	So.	Atlanta, GA							

NUMERICAL ROSTER

NO.	NAME	POS.	HT.	WT.	YR.	HOMETOWN
1	Big Kat Bryant	Buck	6-5	224	Fr.	Cordele, GA
3	Marlon Davidson	DL	6-3	282	So.	Greenville, AL
3	Nate Craig-Myers	WR	6-2	213	So.	Dade City, FL
4	Jeff Holland	OLB	6-2	249	Jr.	Jacksonville, FL
4	Noah Igbingohene	WR	5-11	186	Fr.	Trussville, AL
5	Derrick Brown	DL	6-5	316	So.	Sugar Hill, GA
5	Devan Barrett	RB	6-0	185	Fr.	Tampa, FL
6	Carlton Davis	DB	6-1	203	Jr.	Miami, FL
8	Jarrett Stidham	QB	6-3	214	So.	Stephenville, TX
9	Kam Martin	RB	5-10	182	So.	Port Arthur, TX
10	Paul James III	DL	6-3	260	Jr.	Miami, FL
12	Eli Stove	WR	6-0	183	So.	Niceville, FL
12	Jamel Dean	DB	6-2	215	So.	Cocoa, FL
13	Javaris Davis	DB	5-10	186	So.	Jacksonville, FL
14	Stephen Roberts	DB	5-11	189	Sr.	Opelika, AL
14	Malik Willis	QB	6-1	202	Fr.	Atlanta, GA
15	Jordyn Peters	DB	6-1	185	Fr.	Muscle Shoals, AL
15	Wil Appleton	QB	5-11	196	Fr.	Albertville, AL
16	Devin Adams	QB	6-3	244	Jr.	Mobile, AL
16	Malcolm Askew	DB	5-11	182	Fr.	McCalla, AL
17	Marquis McClain	WR	6-2	226	RFr.	Crestview, FL
18	Tre' Threat	TE	6-1	244	So.	Mobile, AL
18	Jayvaughn Myers	DB	6-1	192	RFr.	Dade City, FL
19	Nick Ruffin	DB	6-0	202	Sr.	Duluth, GA
20	Jeremiah Dinson	DB	6-0	186	So.	Miami, FL
21	Kerryon Johnson	RB	6-0	212	Jr.	Huntsville, AL
21	Traivon Leonard	DB	6-0	191	Fr.	West Palm Beach, FL
22	John Broussard Jr.	DB	5-11	172	So.	Phenix City, AL
23	Ryan Davis	WR	5-9	175	Jr.	St. Petersburg, FL
24	Daniel Thomas	DB	5-11	203	So.	Montgomery, AL
25	Jason Smith	DB	6-1	186	Sr.	Mobile, AL
25	Alex Medary	FB	6-0	186	Fr.	Orlando, FL
26	Anders Carlson	K	6-5	200	Fr.	Colorado Springs, CO
27	Chandler Cox	FB	6-1	239	Jr.	Apopka, FL
28	Tray Matthews	DB	6-1	209	Sr.	Newnan, GA
28	JaTarvious Whitlow	WR	6-0	216	Fr.	LaFayette, AL
29	Tyler Stovall	H	6-0	213	Sr.	Hokes Bluff, AL
29	Jaylen McGriff	DB	6-0	207	Jr.	Brentwood, TN
30	Tre' Williams	LB	6-2	225	Sr.	Mobile, AL
31	Chandler Wooten	LB	6-2	237	Fr.	Acworth, GA
31	Sage Ledbetter	K	6-0	181	RFr.	Auburn, AL
32	Malik Miller	RB	5-11	225	RFr.	Huntsville, AL
32	Sam Sherrad	DB	5-11	198	RFr.	Birmingham, AL
33	Will Hastings	WR	5-10	167	Jr.	Little Rock, AR
33	K.J. Britt	LB	6-0	239	Fr.	Oxford, AL
35	James Owens Moss	WR	5-9	184	RFr.	Opelika, AL
35	Tanner Dean	LB	6-3	202	Fr.	Birmingham, AL
36	Kamryn Pettway	RB	6-0	235	Jr.	Montgomery, AL
37	C.J. Tolbert	RB	5-7	187	Jr.	Dadeville, AL
37	Brock Campbell	DB	6-0	195	Sr.	Birmingham, AL
38	Daniel Carlson	K	6-4	223	Sr.	Colorado Springs, CO
39	Robert Muschamp	LB	6-1	244	So.	Rome, GA
40	Eugene Govan	RB	5-7	186	So.	Grovetown, GA
40	Beau Horn	K/P	5-9	192	Fr.	Mobile, AL
41	Josh French	LB	5-11	209	RFr.	Birmingham, AL
41	Aidan Marshall	P	5-11	163	Fr.	Winchester, VA
42	Keenan Sweeney	FB	6-0	237	Sr.	Snellville, GA

NO.	NAME	POS.	HT.	WT.	YR.	HOMETOWN
43	Ian Shannon	K/P	6-3	222	So.	Marietta, GA
43	Cedric Chambers	RB	5-7	187	So.	Valley, AL
44	Barrett Tindall	LB	6-0	202	Fr.	Birmingham, AL
45	Chase Cramer	FB	5-10	205	So.	Orlando, FL
45	Jacob Rogers	DB	5-11	205	RFr.	Goodwater, AL
46	Caleb King	TE	6-3	218	Sr.	Huntsville, AL
46	Devin Guice	DB	5-8	160	RFr.	Opelika, AL
47	John Samuel Shenker	TE	6-3	235	Fr.	Albany, GA
47	Craig Carter	LB	5-11	198	So.	Milton, GA
48	Montavious Atkinson	LB	6-1	218	Jr.	Fairburn, AL
49	Darrell Williams	LB	6-2	244	Jr.	Hoover, AL
50	Casey Dunn	OL	6-4	292	Sr.	Trussville, AL
50	Chase Ritter	LB	5-10	205	Sr.	Wetumpka, AL
51	Richard McBryde	LB	6-1	237	So.	Troy, AL
52	Nick Brahms	OL	6-3	276	Fr.	Navarre, FL
53	Clarke Smith	LS	6-3	226	RFr.	Leeds, AL
53	Phelps Gambill	OL	6-5	282	Fr.	Nashville, TN
54	Kaleb Kim	OL	6-4	293	So.	Buford, GA
55	T.D. Moultry	LB	6-2	240	Fr.	Birmingham, AL
56	Tashawn Manning	DL	6-3	320	Fr.	Apopka, FL
57	Deshaun Davis	LB	5-11	246	Jr.	Prichard, AL
58	Josh Shockley	LB	5-10	224	Sr.	Locust Grove, GA
59	Brodarious Hamm	OL	6-5	344	Fr.	Griffin, GA
60	Bill Taylor	LS	6-3	227	Fr.	Northport, AL
61	Ryan Meneely	OL	6-2	322	So.	McDonough, GA
62	Jaunta'vius Johnson	DL	6-2	324	So.	Lincoln, AL
63	Peyton Nance	OL	5-11	318	Fr.	Attalla, AL
64	Mike Horton	OL	6-4	318	So.	Atlanta, GA
66	Bailey Sharp	OL	6-5	300	So.	Marietta, GA
67	Tyler Carr	OL	6-5	316	So.	Southside, AL
68	Austin Troxell	OL	6-6	292	Fr.	Gurley, AL
69	Ike Powell	LS	6-3	267	Sr.	Tifton, GA
70	Calvin Ashley	OL	6-6	350	Fr.	Orlando, FL
71	Braden Smith	OL	6-6	303	Sr.	Olathe, KS
72	Prince M. Sammons	OL	6-7	292	RFr.	Blanchester, OH
73	Austin Golson	OL	6-5	312	Sr.	Prattville, AL
74	Wilson Bell	OL	6-5	355	Sr.	Mobile, AL
75	Trent Kelley	OL	6-5	280	Fr.	Phenix City, AL
76	Prince Tega Wanogho	OL	6-7	301	So.	Montgomery, AL
77	Marquel Harrell	OL	6-3	308	So.	Fairburn, GA
78	Darius James	OL	6-4	324	Sr.	Killeen, TX
79	Andrew Williams	DL	6-4	286	Jr.	McDonough, GA
80	Sal Cannella	TE	6-5	228	So.	Schaumburg, IL
81	Darius Slayton	WR	6-2	190	So.	Norcross, GA
82	Pete Berryman	TE	6-3	221	Sr.	Birmingham, AL
85	Jalen Harris	TE	6-4	252	Jr.	Montgomery, AL
86	Tucker Brown	TE	6-3	288	Jr.	Trussville, AL
87	Pace Ozmint	WR	6-1	181	RFr.	Glencoe, AL
89	Griffin King	WR	5-10	180	So.	Atlanta, GA
91	Nick Coe	DL	6-5	270	RFr.	Asheboro, NC
92	Alec Jackson	DL	6-5	280	Fr.	Montgomery, AL
93	Tyler Carter	DL	6-1	270	Sr.	Decatur, AL
94	Tyrone Truesdell	DL	6-2	338	Fr.	Augusta, GA
95	Dontavious Russell	DL	6-3	310	Jr.	Carrollton, GA
97	Gary Walker	DL	5-11	270	So.	Toccoa, GA
99	Spencer Nigh	FB	6-0	270	So.	Magnolia, TX

PRONUNCIATION GUIDE

NO.	NAME	PRONUNCIATION
48	MONTAVIOUS Atkinson	mon-TAY-vee-us
22	John BROUSSARD	brew-SARD
80	Sal CANNELLA	can-NELL-lah
26	ANDERS Carlson	ON-durs
31	JAVARIS Davis	ja-VAR-is
12	JAMEL Dean	ja-MELL
40	Eugene GOVAN	GO-van
46	Devin GUICE	gice (sounds like ice)
59	BRODARIOUS Hamm	bro-DARE-ree-us
77	Marquel HARRELL	hah-RELL
4	Noah IGBINGOHENE	IG-bin-NOG-gah-nee
62	JAUNTA'VIUS Johnson	jon-TAY-vee-us

NO.	NAME	PRONUNCIATION
21	KERRYON Johnson	carry-on
56	TASHAWN Manning	TAY-shawn
17	MARQUIS McClain	mar-KEESE
32	MALIK Miller	muh-LEAK
25	Alex MEDARY	MEDD-err-ree
18	JAYVAUGHN Myers	JAY-von
19	Nick RUFFIN	ROUGH-fin
95	DONTAVIOUS Russell	don-TAY-vee-us
43	IAN Shannon	EE-un
71	BRADEN Smith	BRAY-den
98	Prince TEGA WANOGHO	TAY-ga wah-NAH-go

CAREER STATS VS. UCF

PASSING

Player	C-A-I	TD	Yds.	Yds/Gm
NONE				

RUSHING

Player	No.	Yds.	Avg/Carry	TD
NONE				

RECEIVING

Player	No.	Yds.	Avg/Catch	TD
NONE				

PUNT RETURNS

Player	No.	Yds.	Avg/Return	TD
NONE				

KICK RETURNS

Player	No.	Yds.	Avg/Return	TD
NONE				

DEFENSIVE

Player	UA	A	Total	Misc.
NONE				

PUNTING

Player	No.	Yds.	Avg/Punt	Long
NONE				

KICKING

Player	PAT	FGA-FGM	Long FG	Total Points
NONE				

ALABAMA (13-1, 7-1 SEC)

Sept 2	vs Florida St (ABC)	W, 24-7
Sept 9	FRESNO ST (ESPN2)	W, 41-10
Sept 16	COLO ST (ESPN2)	W, 41-23
Sept 23	at Vanderbilt* (CBS)	W, 59-0
Sept 30	OLE MISS* (ESPN)	W, 66-3
Oct 7	at Texas A&M* (ESPN)	W, 27-19
Oct 14	ARKANSAS* (ESPN)	W, 41-9
Oct 21	TENNESSEE* (CBS)	W, 45-7
Nov 4	LSU* (CBS)	W, 24-10
Nov 11	at Mississippi State* (ESPN)	W, 31-24
Nov 18	MERCER (SECN)	W, 56-0
Nov 25	at Auburn* (CBS)	L, 26-14
Jan. 1	vs. Clemson (CFP Semi) (ESPN)	W, 24-6
Jan. 8	vs. Georgia (Nat'l Champ) (ESPN)	W, 26-23

ARKANSAS (4-8, 1-7 SEC)

Aug 31	FLORIDA A&M (SECN)	W, 49-7
Sept 9	TCU (CBS)	L, 28-7
Sept 23	TEXAS A&M* (ESPN)	L, 50-43
Sept 30	NEW MEXICO STATE (SECN)	W, 42-24
Oct 7	at South Carolina* (SECN)	L, 48-22
Oct 14	at Alabama* (ESPN)	L, 41-9
Oct 21	AUBURN* (SECN)	L, 52-20
Oct 28	at Ole Miss* (SECN)	W, 38-37
Nov 4	COASTAL CARO (SECN)	W, 39-38
Nov 11	at LSU* (ESPN)	L, 33-10
Nov 18	MISSISSIPPI STATE* (CBS)	L, 28-21
Nov 24	MISSOURI* (CBS)	L, 48-45

GEORGIA (13-2, 7-1 SEC)

Sept 2	APP ST (ESPN)	W, 31-10
Sept 9	at Notre Dame (NBC)	W, 20-19
Sept 16	SAMFORD (SECN)	W, 42-14
Sept 23	MISSISSIPPI STATE* (ESPN)	W, 31-3
Sept 30	at Tennessee* (CBS)	W, 41-0
Oct 7	at Vanderbilt* (ESPN)	W, 45-14
Oct 14	MISSOURI* (SECN)	W, 53-28
Oct 28	vs Florida* (CBS)	W, 42-7
Nov 4	SOUTH CAROLINA* (CBS)	W, 24-10
Nov 11	at Auburn* (CBS)	L, 40-17
Nov 18	KENTUCKY* (CBS)	W, 42-13
Nov 25	at Georgia Tech (ABC)	W, 38-7
Dec. 2	vs. Auburn (SEC Champ.) (CBS)	W, 28-7
Jan. 1	vs. Oklahoma (CFP Semi) (ESPN)	W, 54-48
Jan. 8	vs. Alabama (Nat'l Champ) (ESPN)	L, 26-23

LSU (9-4, 6-2 SEC)

Sept 2	vs BYU (ESPN)	W, 27-0
Sept 9	CHATTANOOGA (SECN)	W, 45-10
Sept 16	at Mississippi State* (ESPN)	L, 37-7
Sept 23	SYRACUSE (ESPN2)	W, 35-26
Sept 30	TROY (ESPN)	L, 24-21
Oct 7	at Florida* (CBS)	W, 17-16
Oct 14	AUBURN* (CBS)	W, 27-23
Oct 21	at Ole Miss* (ESPN)	W, 40-24
Nov 4	at Alabama* (CBS)	L, 24-10
Nov 11	ARKANSAS* (ESPN)	W, 33-10
Nov 18	at Tennessee*	W, 30-10
Nov 25	TEXAS A&M*(SECN)	W, 45-21
Jan. 1	vs. Notre Dame (ABC)	L, 21-17

OLE MISS (6-6, 3-5 SEC)

Sept 2	SOUTH ALABAMA (ESPNU)	W, 47-27
Sept 9	UT-MARTIN (SECN)	W, 45-23
Sept 16	at California (ESPN)	L, 27-16
Sept 30	at Alabama* (ESPN)	L, 66-3
Oct 7	at Auburn* (SECN)	L, 44-23
Oct 14	VANDERBILT* (SECN)	W, 57-35
Oct 21	LSU* (ESPN)	L, 40-24
Oct 28	ARKANSAS*(SECN)	L, 38-37
Nov 4	at Kentucky*(SECN)	W, 37-34
Nov 11	LA-LAFAYETTE (SECN)	W, 50-22
Nov 18	TEXAS A&M*(ESPN2)	L, 31-24
Nov 23	at Mississippi State* (ESPN)	W, 31-28

MISSISSIPPI STATE (9-4, 4-4 SEC)

Sept 2	CHAS SOUTHERN (SECN)	W, 49-0
Sept 9	at La Tech (CBSSN)	W, 57-21
Sept 16	LSU* (ESPN)	W, 37-7
Sept 23	at Georgia* (ESPN)	L, 31-3
Sept 30	at Auburn* (ESPN)	L, 49-10
Oct 14	BYU (SECN)	W, 35-10
Oct 21	KENTUCKY* (SECN)	W, 45-7
Oct 28	at Texas A&M*(ESPN)	W, 35-14
Nov 4	UMASS (SECN)	W, 34-23
Nov 11	ALABAMA* (ESPN)	L, 31-24
Nov 18	at Arkansas* (CBS)	W, 28-21
Nov 23	OLE MISS* (ESPN)	L, 31-28
Dec. 30	vs. Louisville (ESPN)	W, 31-27

MISSOURI (7-6, 4-4 SEC)

Sept 2	MISSOURI ST (SECN)	W, 72-43
Sept 9	SOUTH CAROLINA* (ESPN2)	L, 31-13
Sept 16	PURDUE (SECN)	L, 35-3
Sept 23	AUBURN* (ESPNU)	L, 51-14

Oct 7	at Kentucky* (SECN)	L, 40-34
Oct 14	at Georgia* (SECN)	L, 53-28
Oct 21	IDAHO (SECN)	W, 68-21
Oct 28	at Connecticut (CBSSN)	W, 52-12
Nov 4	FLORIDA* (ESPN2)	W, 45-16
Nov 11	TENNESSEE* (SECN)	W, 50-17
Nov 18	at Vanderbilt* (SECN)	W, 45-17
Nov 24	at Arkansas* (CBS)	W, 48-45
Dec. 27	vs. Texas (ESPN)	L, 33-16

TEXAS A&M (7-6, 4-4 SEC)

Sept 3	at UCLA (FOX)	L, 45-44
Sept 9	NICHOLLS ST (ESPN)	W, 24-14
Sept 16	LA-LAFAYETTE (SECN)	W, 45-21
Sept 23	ARKANSAS* (ESPN)	W, 50-43
Sept 30	SOUTH CAROLINA* (SECN)	W, 24-17
Oct 7	ALABAMA* (ESPN)	L, 27-19
Oct 14	at Florida* (ESPN2)	W, 19-17
Oct 28	MISSISSIPPI STATE* (ESPN)	L, 35-14
Nov 4	AUBURN* (ESPN)	L, 42-27
Nov 11	NEW MEXICO (ESPNU)	W, 55-14
Nov 18	at Ole Miss* (ESPN2)	W, 31-24
Nov 25	at LSU* (SECN)	L, 45-21
Dec. 29	vs. Wake Forest (ESPN)	L, 55-52

CENTRAL FLORIDA (13-0, 8-0 AAC)

Aug. 31	FIU (CBSSN)	W, 61-17
Sept. 23	at Maryland (FS1)	W, 38-10
Sept. 30	MEMPHIS* (ESPN2)	W, 40-13
Oct. 7	at Cincinnati* (ESPNU)	W, 51-23
Oct. 14	EAST CAROLINA* (CBSSN)	W, 63-21
Oct. 21	at Navy* (CBSSN)	W, 31-21
Oct. 28	AUSTIN PEAY (ESPN3)	W, 73-33
Nov. 4	at SMU* (ESPN2)	W, 31-24
Nov. 11	UCONN* (ESPN)	W, 49-24
Nov. 18	at Temple* (ESPN)	W, 45-19
Nov. 24	SOUTH FLORIDA* (ABC)	W, 49-42
Dec. 2	MEMPHIS (ABC)	W, 62-55(OT)
Jan. 1	vs. Auburn (ESPN)	W, 34-27

CLEMSON (12-2, 7-1 ACC)

Sept 2	KENT STATE (ESPN)	W, 56-3
Sept 9	AUBURN (ESPN)	W, 14-6
Sept 16	at Louisville* (ABC)	W, 47-21
Sept 23	BOSTON COLLEGE* (ESPN2)	W, 34-7
Sept 30	at Virginia Tech* (ABC)	W, 31-17
Oct 7	WAKE FOREST* (ESPN2)	W, 28-14
Oct 13	at Syracuse* (ESPN)	L, 27-24
Oct 28	GEORGIA TECH*(ABC)	W, 24-10
Nov 4	at NC State* (ABC)	W, 38-31
Nov 11	FLORIDA ST* (ESPN)	W, 31-14
Nov 18	CITADEL (ACCNE)	W, 61-3
Nov 25	at South Carolina (ESPN)	W, 34-10
Dec. 2	vs. Miami (ACC Champ) (ABC)	W, 38-3
Jan. 1	vs. Alabama (CFP Semi) (ESPN)	L, 24-6

GEORGIA SOUTHERN (2-10, 2-6 SBC)

Sept 2	at Auburn (SECN)	L, 41-7
Sept 9	NEW HAMPSHIRE	L, 22-12
Sept 23	at Indiana	L, 52-17
Oct 4	ARKANSAS ST*	L, 43-25
Oct 14	NM STATE*	L, 35-27
Oct 21	at UMass	L, 20-55
Oct 28	at Troy*	L, 38-16
Nov 4	GEORGIA ST*	L, 21-17
Nov 9	at Appalachian State*	L, 27-6
Nov 18	SOUTH ALABAMA*	W, 52-0
Nov 25	at La-Lafayette*	W, 34-24
Dec 1	at Coastal Caro*	L, 28-17

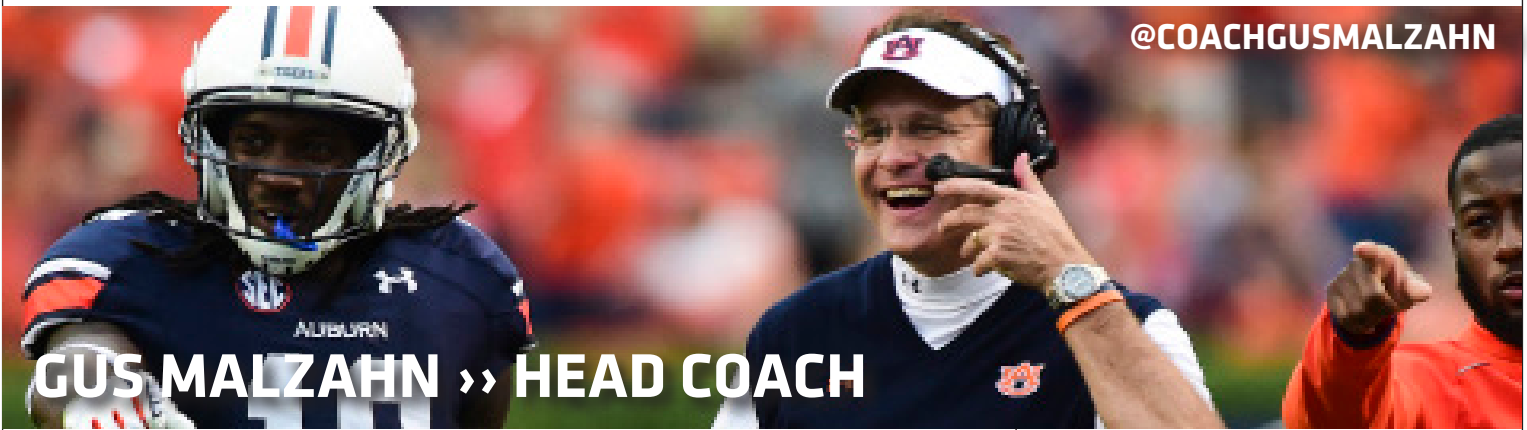
ULM (4-8, 4-4 SBC)

Aug 31	at Memphis (CBSSN)	L, 37-29
Sept 16	SOUTHERN MISS	L, 28-17
Sept 23	at La-Lafayette* (ESPN3)	W, 56-50
Sept 30	COASTAL CARO*	W, 51-43
Oct 7	at Texas State* (ESPN3)	W, 45-27
Oct 14	GEORGIA ST*	L, 47-37
Oct 21	at South Alabama* (ESPN3)	L, 33-23
Oct 28	at Idaho*	W, 52-45
Nov 4	APPALACHIAN ST*	W, 52-45
Nov 18	at Auburn (ESPN2)	L, 42-14
Nov 25	ARKANSAS ST*	L, 67-50
Dec. 2	Florida State (ACCNE)	L, 42-10

MERCER (5-6, 4-4 SOCON)

Aug 31	JACKSONVILLE (ESPN3)	W, 48-7
Sept 9	WOFFORD* (ESPN3)	L, 28-27
Sept 16	at Auburn (SECN)	L, 24-10
Sept 23	at East Tenn St* (ESPN3)	L, 26-23
Sept 30	VM1* (ESPN3)	W, 49-14
Oct 7	at Citadel* (ESPN3)	W, 24-14
Oct 14	CHATTANOOGA* (Stadium)	W, 49-10
Oct 21	at Furman* (ESPN3)	L, 28-21
Nov 4	SAMFORD* (ESPN3)	L, 20-3
Nov 11	at W Carolina* (ESPN3)	W, 35-33
Nov 18	at Alabama (SECN)	L, 56-0

@COACHGUSMALZAHN



GUS MALZAHN » HEAD COACH

FAST FACTS

» Gus Malzahn has won or played for a conference title in seven of his 11 seasons as a collegiate coach.

» Malzahn had 35 victories in his first four seasons as Auburn head coach, the second-most in Auburn history behind only Terry Bowden.

» His 20-7 record was the second-best start in Auburn history, only behind Terry Bowden, who started 20-1-1 in 1993-94.

» Malzahn's teams have won their conference championships in three of the last seven seasons - with Auburn in 2010 and 2013 and Arkansas State in 2012.

» In his fifth season, Malzahn is seventh among Auburn football coaches all-time in total wins.

The leaders (and seasons coached): **176**, Ralph "Shug" Jordan (25); **99**, Pat Dye (12) and Mike Donahue (18); **85**, Tommy Tuberville (10); **48**, Jack Meagher (9); **47**, Terry Bowden (6); **45**, **Gus Malzahn (5)**; **33**, Gene Chizik (4); **32**, 29, Doug Barfield (5); **22**, Chet Wynne (4).

» Two of the four most productive offenses in SEC history were Malzahn concoctions: Auburn 2013 (7,018) and Auburn 2010 (6,989).

» Since 2000, in the seven seasons Malzahn has been at Auburn, the Tigers have posted 19 50-point games; in the 10 seasons without Malzahn, Auburn recorded just seven 50-point games. The Tigers have recorded three 50-point games in a season twice since Malzahn took over as Auburn head coach (2013 and 2016).

» Just the third coach in SEC history to win an SEC title in his first year at a school, joining Bernie Moore (LSU, 1935) and John Vaught (Ole Miss, 1947).

» Malzahn is 35-8 (.814) at home as a collegiate head coach (5-1 in 2012 at Arkansas State; 8-0 in 2013, 6-1 in 2014, 3-4 in 2015, 6-2 in 2016 and 7-0 in 2017 at Auburn). He started his Auburn tenure with 13 consecutive home victories.

» In eight seasons at Auburn as an assistant or head coach, Malzahn's teams have had at least one first-team all-SEC selection each year.

» Malzahn's Auburn teams scored at least 20 points in his first 23 games as head coach; his Auburn teams have scored 20 points or more in 54 of 67 games.

» Has produced 16 1,000-yard rushers in 12 years as a college head coach/offensive coordinator, at least one each season. Malzahn has coached five 1,000-yard receivers and four 3,000-yard passers.

» 2013 national coach of the year awards: Eddie Robinson, Bobby Bowden, Bear Bryant, Home Depot, Associated Press, Liberty Mutual, Sporting News, SB Nation, USSA Amos Alonzo Stagg.

» In 14 seasons as a high school head coach in Arkansas, Malzahn led seven teams to the state championship game and won three titles. In July 2013, he was inducted into the Arkansas High School Sports Hall of Fame.

» Auburn has produced a rusher with 100 or more yards in 47 of 67 games under Malzahn.

ONE-SCORE GAMES

» Malzahn is 17-12 in one-score games as a college head coach (14-12 at Auburn).

0-3 in 2017: L, 14-6 vs. Clemson; L, 27-23 at LSU; L, 34-27 vs. UCF

2-1 in 2016: L, 19-13 vs. Clemson; W, 18-13 vs. LSU; W, 23-16 vs. Vanderbilt; L, 13-7 at Georgia

3-4 in 2015: W, 31-25 vs. Louisville; W, 27-20 (OT) vs. Jacksonville State; L, 17-9 vs. Mississippi State; W, 30-27 at Kentucky; L, 54-46 (4OT) at Arkansas; L 27-19 vs. Ole Miss; L 20-13 vs. Georgia

3-2 in 2014: W, 20-14 at No. 20 Kansas State; W, 42-35 vs. South Carolina; W, 35-31 at No. 7 Ole Miss; L, 38-41 vs. Texas A&M; L, 31-34 (OT) vs. Wisconsin

6-1 in 2013: W, 31-24 vs. Washington State; W, 24-20 vs. Mississippi State; W, 30-22 vs. No. 24 Ole Miss; W, 45-41 at No. 7 Texas A&M; W, 43-38 vs. No. 25 Georgia; W, 34-28 vs. No. 1 Alabama; L, 31-34 vs. No. 1 Florida State

3-0 at Arkansas State (2012): W, 33-28 vs. Memphis; W, 36-29 vs. South Alabama; W, 41-34 at Troy

MALZAHN FILE

COACHING CAREER

Year	School	Position
2013-	Auburn	Head Coach
2012	Arkansas State	Head Coach
2009-11	Auburn	Offensive Coordinator/QB
2007-08	Tulsa	Asst. HC/Co-Off. Coordinator
2006	Arkansas	Offensive Coordinator
2001-05	Springdale (Ark.)	Head Coach
1996-00	Shiloh Christian (Ark.)	Head Coach
1992-95	Hughes (Ark.)	Head Coach

CHAMPIONSHIPS

Year	School	Championship
2013	Auburn	SEC
2013	Auburn	SEC West
2012	Arkansas State	Sun Belt
2010	Auburn	BCS
2010	Auburn	SEC
2010	Auburn	SEC West
2008	Tulsa	CUSA West
2007	Tulsa	CUSA West
2006	Arkansas	SEC West

BOWLS COACHED IN

Year	School	Bowl
2018	Auburn	Peach
2017	Auburn	Sugar
2015	Auburn	Birmingham
2015	Auburn	Outback
2014	Auburn	BCS National Championship
2011	Auburn	Chick-fil-A
2011	Auburn	BCS National Championship
2010	Auburn	Outback
2009	Tulsa	GMAC
2008	Tulsa	GMAC
2007	Arkansas	Capital One

MALZAHN'S HEAD COACHING RECORD

YEAR	SCHOOL	REC.	CONF.	NOTES
2012	Arkansas State	9-3	7-1	Sun Belt Champion
2013	Auburn	12-2	7-1	SEC Champion/BCS Champ. Game
2014	Auburn	8-5	4-4	
2015	Auburn	7-6	2-6	Birmingham Bowl Champion
2016	Auburn	8-5	5-3	Sugar Bowl
2017	Auburn	10-4	7-1	SEC West Champion / Peach Bowl
TOTAL	(6 years)	54-25 (.684)	32-16 (.667)	

2012	9-3, 7-1 SUN BELT ARKANSAS STATE
SUN BELT CHAMPIONS	

9/1	at Oregon	Eugene, OR	NR/5	34-57	L	56,144
9/8	MEMPHIS	JONESBORO	NR/NR	33-28	W	28,041
9/15	at Nebraska	Lincoln, NE	NR/24	13-42	L	85,290
9/22	ALCORN STATE	JONESBORO	NR/NR	56-0	W	21,559
9/29	* W. KENTUCKY	JONESBORO	NR/NR	13-26	L	25,160
10/4	* at FIU	Miami, FL	NR/NR	34-20	W	13,612
10/13	* SOUTH ALABAMA	JONESBORO	NR/NR	36-29	W	22,143
10/23	* at La.-Lafayette	Lafayette, LA	NR/NR	50-27	W	19,873
11/3	* at North Texas	Denton, TX	NR/NR	37-19	W	17,534
11/8	* ULM	JONESBORO	NR/NR	45-23	W	30,243
11/17	* at Troy	Troy, AL	NR/NR	41-34	W	20,614
12/1	* MIDDLE TENN.	JONESBORO	NR/NR	45-0	W	31,243

Note: Arkansas State accepted a bid to the GoDaddy.com Bowl, but Malzahn did not coach in the game, having already been named Auburn Head Coach

2013	12-2, 7-1 SEC AUBURN
2nd AP, 2nd USA Today	

SEC CHAMPIONS						
BCS NATIONAL CHAMPIONSHIP RUNNER-UP						
8/31	WASHINGTON STATE	AUBURN	NR/NR	31-24	W	85,095
9/7	ARKANSAS STATE	AUBURN	NR/NR	38-9	W	83,246
9/14	* MISSISSIPPI STATE	AUBURN	NR/NR	24-20	W	85,817
9/21	* at LSU	Baton Rouge, LA	NR/6	21-35	L	92,638
10/5	* OLE MISS	AUBURN	NR/24	30-22	W	86,504
10/12	WESTERN CAROLINA(HC)	AUBURN	NR/NR	62-3	W	84,171
10/19	* at Texas A&M	College Station, TX	24/7	45-41	W	87,165
10/26	FLORIDA ATLANTIC	AUBURN	11/NR	45-10	W	85,517
11/2	* at Arkansas	Fayetteville, AR	8/NR	35-17	W	66,835
11/9	* at Tennessee	Knoxville, TN	7/NR	55-23	W	102,455
11/16	* GEORGIA	AUBURN	7/25	43-38	W	87,451
11/30	* ALABAMA	AUBURN	4/1	34-28	W	87,451
SEC CHAMPIONSHIP GAME						
12/7	vs. Missouri	Atlanta, GA	3/5	59-42	W	75,632
VIZIO BCS NATIONAL CHAMPIONSHIP GAME						
1/6	vs. Florida State	Pasadena, CA	2/1	31-34	L	92,542

2014	8-5, 4-4 SEC AUBURN
22nd AP, 23rd USA Today	

8/30	* ARKANSAS	AUBURN	5/NR	45-21	W	87,451
9/6	SAN JOSE' STATE	AUBURN	5/NR	59-13	W	87,451
9/18	at Kansas State	Manhattan, KS	5/20	20-14	W	53,046
9/27	LOUISIANA TECH	AUBURN	5/NR	45-17	W	87,451
10/4	* LSU	AUBURN	5/14	41-7	W	87,451
10/11	* at Mississippi State	Starkville, MS	2/3	23-38	L	62,945
10/25	* SOUTH CAROLINA	AUBURN	5/NR	42-35	W	87,451
11/1	* at Ole Miss	Oxford, MS	4/7	35-31	W	62,090
11/8	* TEXAS A&M	AUBURN	3/NR	38-41	L	87,451
11/15	* at Georgia	Athens, GA	9/16	7-34	L	92,746
11/22	SAMFORD	AUBURN	16/NR	31-7	W	87,451
11/29	* at Alabama	Tuscaloosa	15/2	44-55	L	101,821
OUTBACK BOWL						
1/1	vs. Wisconsin [OT]	Tampa, FL	19/17	31-34	L	92,542

2015	7-6, 2-6 SEC AUBURN																																	
<table border="0"> <tr><td>9/5</td><td>vs. Louisville</td><td>Atlanta, GA</td><td>6/NR</td><td>31-24</td><td>W</td><td>73,927</td></tr> <tr><td>9/12</td><td>JACKSONVILLE ST [OT]</td><td>AUBURN</td><td>6/NR</td><td>27-20</td><td>W</td><td>87,451</td></tr> <tr><td>9/19</td><td>* at LSU</td><td>Baton Rouge, LA</td><td>18/13</td><td>21-45</td><td>L</td><td>102,321</td></tr> <tr><td>9/26</td><td>* MISSISSIPPI STATE</td><td>AUBURN</td><td>NR/NR</td><td>9-17</td><td>L</td><td>87,451</td></tr> </table>							9/5	vs. Louisville	Atlanta, GA	6/NR	31-24	W	73,927	9/12	JACKSONVILLE ST [OT]	AUBURN	6/NR	27-20	W	87,451	9/19	* at LSU	Baton Rouge, LA	18/13	21-45	L	102,321	9/26	* MISSISSIPPI STATE	AUBURN	NR/NR	9-17	L	87,451
9/5	vs. Louisville	Atlanta, GA	6/NR	31-24	W	73,927																												
9/12	JACKSONVILLE ST [OT]	AUBURN	6/NR	27-20	W	87,451																												
9/19	* at LSU	Baton Rouge, LA	18/13	21-45	L	102,321																												
9/26	* MISSISSIPPI STATE	AUBURN	NR/NR	9-17	L	87,451																												

10/3	SAN JOSE' STATE	AUBURN	NR/NR	35-21	W	87,451
10/15	* at Kentucky	Lexington, KY	NR/NR	30-27	W	63,407
10/24	* at Arkansas [4OT]	Fayetteville, AR	NR/NR	46-54	L	72,008
10/31	* OLE MISS	AUBURN	NR/19	19-27	L	87,451
11/7	* at Texas A&M	College Station, TX	NR/25	26-10	W	104,625
11/14	* GEORGIA	AUBURN	NR/NR	13-20	L	87,451
11/21	IDAHO	AUBURN	NR/NR	56-34	W	87,451
11/28	* ALABAMA	AUBURN	NR/2	13-29	L	87,451
BIRMINGHAM BOWL						
12/30	vs. Memphis	Birmingham, AL	NR/NR	31-10	W	59,430

2016	8-5, 5-3 SEC AUBURN
24th AP, 22nd USA Today	

9/3	CLEMSON	AUBURN	NR/2	13-19	L	87,451
9/10	ARKANSAS STATE	AUBURN	NR/NR	51-14	W	86,825
9/17	* TEXAS A&M	AUBURN	NR/17	16-29	L	87,175
9/24	* LSU	AUBURN	NR/18	18-13	W	87,451
10/1	ULM	AUBURN	NR/NR	58-7	W	84,243
10/8	* at Mississippi State	Starkville, MS	NR/NR	38-14	W	60,102
10/22	* ARKANSAS	AUBURN	21/17	56-3	W	87,451
10/29	* at Ole Miss	Oxford, MS	15/NR	40-29	W	65,927
11/5	* VANDERBILT	AUBURN	11/NR	23-16	W	87,451
11/12	* at Georgia	Athens, GA	9/NR	7-13	L	92,746
11/19	ALABAMA A&M	AUBURN	15/NR	55-0	W	87,451
11/26	* at Alabama	Tuscaloosa	13/1	12-30	L	101,821
ALLSTATE SUGAR BOWL						
1/2	vs. Oklahoma	New Orleans, LA	14/7	19-35	L	54,077

2017	10-3, 7-1 SEC AUBURN
SEC WEST CHAMPIONS	

9/2	GA. SOUTHERN	AUBURN	12/NR	41-7	W	87,451
9/9	at Clemson	Clemson, SC	13/3	6-14	L	81,799
9/16	MERCER	AUBURN	15/NR	24-10	W	87,033
9/23	* at Missouri	Columbia, MO	15/NR	51-14	W	54,574
9/30	* MISSISSIPPI STATE	AUBURN	13/24	49-10	W	86,901
10/7	* OLE MISS	AUBURN	12/NR	44-23	W	86,700
10/14	* at LSU	Baton Rouge, LA	10/NR	23-27	L	101,601
10/21	* at Arkansas	Fayetteville, AR	21/NR	52-20	W	71,961
11/4	* at Texas A&M	College Station, TX	16/NR	42-27	W	100,257
11/4	* GEORGIA	AUBURN	10/2	40-17	W	87,451
11/18	ULM	AUBURN	6/NR	42-14	W	82,133
11/25	* ALABAMA	AUBURN	6/1	26-14	W	87,451
12/2	vs. Georgia	Atlanta, Ga.	4/6	7-28	L	76,534
Chick-fil-A Peach BOWL						
1/1	vs. UCF	Atlanta, Ga.	7/10	27-34	L	71,109

Note: Middle column denotes Auburn/Opponent AP ranking at time of game ... attendance listed in far right column

MALZAHN VS. ALL OPPONENTS

Alabama.....	2-3	Middle Tennessee.....	1-0
Alabama A&M.....	1-0	Ole Miss.....	4-1
Alcorn State.....	1-0	Mississippi State.....	3-2
Arkansas.....	4-1	Missouri.....	2-0
Arkansas State.....	2-0	Nebraska.....	0-1
Clemson.....	0-2	North Texas.....	1-0
Florida Atlantic.....	1-0	Oklahoma.....	0-1
Florida International.....	1-0	Oregon.....	0-1
Florida State.....	0-1	Samford.....	1-0
Georgia.....	2-4	San Jose State.....	2-0
Georgia Southern.....	1-0	South Alabama.....	1-0
Idaho.....	1-0	South Carolina.....	1-0
Jacksonville State.....	1-0	Tennessee.....	1-0
Kansas State.....	1-0	Texas A&M.....	3-2
Kentucky.....	1-0	Troy.....	1-0
LSU.....	2-3	UCF.....	0-1
Louisiana-Lafayette.....	1-0	Vanderbilt.....	1-0
Louisiana-Monroe.....	3-0	Washington State.....	1-0
Louisiana Tech.....	1-0	Western Carolina.....	1-0
Louisville.....	1-0	Western Kentucky.....	0-1
Memphis.....	2-0	Wisconsin.....	0-1
Mercer.....	1-0	TOTALS.....	54-25

SUPERLATIVES UNDER MALZAHN

TEAM OFFENSE

Longest Scoring Drive
 BY PLAYS: 16 - at Arkansas (96 yards in 6:03), 10/24/15; vs. #25 Georgia (56 yards in 6:45), 11/16/2013
 BY TIME: 8:35 - at Mississippi State (67 yards in 14 plays), 10/8/2016
BY YARDS: 99 - vs. Mississippi State (7 plays in 3:20), 9/30/17; at #3 Mississippi State (10 plays in 3:55), 10/11/2014
 Most Plays: 90 plays at #2 Alabama (630 yards), 11/29/2014
 Fewest Plays: 45 plays at #1 Alabama (182 yards), 11/26/2016
 Most Time of Possession: 36:10 vs. Mississippi State, 9/26/2015
 Least Time of Possession: 19:31 at #1 Alabama, 11/26/2016
 Most Points Scored: 62 vs. Western Carolina, 10/12/2013
 Most Points Scored vs. an SEC Opponent: 59 vs. #5 Missouri [SECCG], 12/7/2013
Fewest Points Scored: 6 at #3 Clemson, 9/9/2017
Fewest Points Scored vs. an SEC Opponent: 7 at #16 Georgia, 11/15/2014; at Georgia, 11/12/2016; vs. #6 Georgia, 12/2/2017 [SECCG]
 Most Total Yards: 712 vs. Western Carolina, 10/12/2013
 Most Total Yards vs. an SEC Opponent: 677 vs. #5 Missouri [SECCG], 12/7/2013
 Most Total Yards in a Quarter: 309 in 3rd vs. ULM, 10/1/2016
 Most Total Yards in a Quarter vs. an SEC Opponent: 247 in 1st vs. LSU, 10/4/2014
Fewest Total Yards: 117 at #3 Clemson, 9/9/2017
 Fewest Total Yards vs. an SEC Opponent: 164 at Georgia, 11/12/2016
 Most Passing Yards: 456 at #2 Alabama, 11/29/2014
 Fewest Passing Yards: 35 at Tennessee, 11/9/2013
Most Pass Attempts: 43 at #2 Alabama, 11/29/2014; vs. #10 UCF [Peach], 1/1/2018
 Fewest Pass Attempts: 7 at Tennessee, 11/9/2013
Most Completions: 32 vs. Mercer, 9/16/2017
 Most Completions vs. an SEC Opponent: 27 at #2 Alabama, 11/29/2014
 Fewest Completions: 3 at Tennessee, 11/9/2013
 Most Rushing Yards: 545 vs. #5 Missouri [SECCG], 12/7/2013
Fewest Rushing Yards: 38 at #3 Clemson, 9/9/2017
 Fewest Rushing Yards vs. an SEC Opponent: 66 at #1 Alabama, 11/26/2016
 Most Rushing Attempts: 74 vs. #5 Missouri [SECCG], 12/7/2013
 Fewest Rushing Attempts: 26 at #1 Alabama, 11/26/2016
 Most First Downs: 36 vs. ULM, 10/1/2016
 Most First Downs vs. an SEC Opponent: 31 vs. Texas A&M, 11/8/2014
 Fewest First Downs: 7 at #1 Alabama, 11/26/2016
 Most Punts: 9 vs. #17 Texas A&M, 9/17/2016
Most Sacks Allowed: 11 at #3 Clemson, 9/9/2017
 Most Sacks Allowed vs. an SEC Opponent: 5 at #13 LSU, 9/19/2015

TEAM DEFENSE

Most Plays Against: 91 vs. #19 Ole Miss, (558 yards), 10/31/2015
 Fewest Plays Against: 48 vs. Western Carolina, 10/12/2013
 Fewest Plays Against in an SEC Game: 59 by #18 LSU, 9/24/2016
Fewest Passing Yards Allowed: 8 vs. Georgia Southern, 9/2/2017
 Fewest Passing Yards Allowed vs. an SEC Opponent: 74 at #13 LSU, 9/19/2015
 Most Passing Yards Allowed: 469 at #7 Texas A&M, 10/19/2013
Fewest Passes Completed by an Opponent: 4 vs. Georgia Southern, 9/2/2017
 Fewest Passes Completed by an SEC Opponent: 8 vs. #14 LSU, 10/4/2014
 Most Passes Completed by an Opponent: 36 by Ole Miss, 10/29/2016
Fewest Pass Attempts by an Opponent: 9 vs. Georgia Southern, 9/2/2017
 Fewest Pass Attempts by an SEC Opponent: 17 at #13 LSU, 9/19/2015; vs. Georgia 11/14/2015
 Most Pass Attempts by an Opponent: 65 vs. Washington State, 8/31/2013
 Most Pass Attempts by an SEC Opponent: 59 by Ole Miss, 10/29/2016
 Fewest Rushing Yards Allowed: 25 vs. #17 Arkansas, 10/22/2016
 Most Rushing Yards Allowed: 411 at #13 LSU, 9/19/2015
 Fewest Rushing Attempts by an Opponent: 21 vs. Mississippi State, 9/26/2015
 Most Rushing Attempts by an Opponent: 54 vs. #17 Wisconsin, 1/1/2015
 Most Rushing Attempts by an SEC Opponent: 52 by #16 Georgia, 11/15/2014
 Fewest First Downs Allowed: 6 by Western Carolina, 10/12/2013
Fewest First Downs by an SEC Opponent: 13 by #14 LSU, 10/4/2014; at Texas A&M, 11/4/17; vs. #1 Georgia, 11/11/2017
 Most First Downs by an Opponent: 32 at Ole Miss, 10/29/2016
 Fewest Points Allowed: 0 vs. Alabama A&M, 11/19/2016
 Fewest Points Allowed vs. an SEC Opponent: 3 vs. #17 Arkansas, 10/22/2016
 Most Points Allowed: 55 at #2 Alabama, 11/29/2014
Fewest Total Yards Allowed: 78 vs. Georgia Southern, 9/2/2017
 Fewest Total Yards Allowed vs. an SEC Opponent: 215 vs. #17 Arkansas, 10/22/2016
 Most Total Yards Allowed: 602 at #7 Texas A&M, 10/19/2013
Most Sacks: 6 vs. Ole Miss, 10/5/2013 and vs. Georgia Southern, 9/2/2017

INDIVIDUAL OFFENSE

Most Rushing Attempts: 46 by Tre Mason vs. #5 Missouri [SECCG], 12/7/2013
 Most Rushing Yards: 304 by Tre Mason vs. #5 Missouri [SECCG], 12/7/2013
Most Rushing Touchdowns: 5 by Peyton Barber vs. San Jose State, 10/3/2015; by Kerryon Johnson at Missouri, 9/23/2017
Most Rushing Touchdowns in an SEC Game: 5 by Kerryon Johnson at Missouri, 9/23/2017
 Longest Rush: 80 yards by John Franklin III vs. ULM, 10/1/2016
 Longest Rush in an SEC Game: 78 by Eli Stove vs. #17 Arkansas, 10/22/2016
Most Pass Attempts: 43 by Nick Marshall at #2 Alabama, 11/29/2014; by Jarrett Stidham vs. #10 UCF [Peach], 1/1/2018
Most Completions: 32 by Jarrett Stidham vs. Mercer, 9/16/2017
 Most Completions in an SEC Game: 27 by Nick Marshall at #2 Alabama, 11/29/2014
 Most Touchdown Passes: 4 by Jeremy Johnson vs. Western Carolina, 10/12/2013
Most Touchdown Passes in an SEC Game: 3 by Nick Marshall at #2 Alabama, 11/29/2014; by Jarrett Stidham at Texas A&M, 11/4/17; by Jarrett Stidham vs. #1 Georgia, 11/11/2017
 Longest Pass: 88 yards Nick Marshall to Sammie Coates at Arkansas, 11/2/2013
 Longest Scoring Play From Scrimmage: 88-yard pass by Nick Marshall to Sammie Coates at Arkansas, 11/2/2013
Most Receptions: 11 by Ryan Davis vs. #1 Alabama, 11/25/2017
Most Receptions in an SEC Game: 11 by Ryan Davis vs. #1 Alabama, 11/25/2017
 Most Receiving Yards: 206 yards by Sammie Coates at #2 Alabama, 11/29/2014
 Most Touchdown Receptions: 2 by D'haquille Williams at #3 Mississippi State, 10/11/2014, Quan Bray vs. Louisiana Tech, 9/27/2014, Sammie Coates vs. Florida Atlantic, 10/26/2013 and at #2 Alabama, 11/29/2014 and Tony Stevens vs. Arkansas State, 9/10/2016
 Most Total Offense: 505 yards (456 passing, 49 rushing) by Nick Marshall at #2 Alabama, 11/29/2014

INDIVIDUAL DEFENSE

Most Tackles: 14 by Kris Frost vs. South Carolina, 10/25/2014 and Johnathan Ford vs. San Jose State, 10/3/2015, at Kentucky, 10/15/2015 and vs. #19 Ole Miss, 10/31/2015
Most Sacks: 2.0 by Dee Ford vs. #24 Ole Miss, 10/5/2013, at #7 Texas A&M, 10/19/2013 and vs. #1 Florida State, 1/6/2014, Carl Lawson vs. #24 Ole Miss, 10/5/2013, #18 LSU, 9/24/16 and at Mississippi State, 10/8/2016, Gabe Wright vs. #24 Ole Miss, 10/5/2013, Kris Frost at #20 Kansas State, 9/18/2014 and Cassanova McKinzy vs. Jacksonville State, 9/12/2015, Tre' Williams and Marlon Davidson vs. Georgia Southern, 9/2/2017, Jeff Holland at LSU, 10/14/2017
 Most Interceptions: 2 by Robenson Therezie vs. Washington State, 8/31/2013, Jonathan Jones at #3 Mississippi State, 10/11/2014 and vs. South Carolina, 10/25/2014, Jermaine Whitehead vs. #17 Wisconsin, 1/1/2015 and Daniel Thomas at #1 Alabama, 11/26/2016
 Most Interception Return Yards: 78 yards by Robenson Therezie vs. #24 Ole Miss (1 INT), 10/5/2013
Most Interceptions Returned for a TD: 1, by Robenson Therezie vs. #24 Ole Miss (78 yards), 10/5/2013; Jermaine Whitehead vs. Arkansas (33 yards), 8/30/2014; Johnathan Ford vs. Idaho (48 yards), 11/21/2015; Javaris Davis vs. #24 Mississippi State (37 yards), 9/30/2017; Nick Ruffin vs. ULM (45 yards), 11/18/2017
 Longest Interception Return: 78 yards by Robenson Therezie vs. #24 Ole Miss, 10/5/2013
Most Forced Fumbles: 2 by Jeff Holland at Arkansas, 10/21/2017
 Most Fumble Recoveries: 2, Montravius Adams at Mississippi State, 10/8/2016
 Longest Fumble Return: 82 yards by Justin Garrett vs. Louisville, 9/5/2015
Longest Fumble Return in an SEC Game: 33 yards by Marlon Davidson at Missouri, 9/23/2017

INDIVIDUAL SPECIAL TEAMS

Longest Missed Field Goal Return: 100 yards by Chris Davis vs. #1 Alabama, 11/30/2013
Most Punts: 8: Kevin Phillips at Georgia, 11/12/2016; Ian Shannon at #3 Clemson, 9/9/2017
 Highest Punting Average: 53.3 vs. Arkansas, 3 Punts, 8/30/2014
 Most Field Goals: 6 by Daniel Carlson vs. #18 LSU, 9/24/2016
 Most Field Goal Attempts: 6 by Daniel Carlson vs. #18 LSU, 9/24/2016
 Longest Field Goal: 56 yards by Daniel Carlson vs. Louisville, 9/5/2015
Longest Field Goal in an SEC Game: 54 yards by Daniel Carlson at Missouri, 9/23/2017; by Daniel Carlson vs. #1 Georgia, 11/11/17
 Most Made PATs: 8, 6 times, last: by Daniel Carlson vs. #17 Arkansas, 10/22/2016
 Most PAT Attempts: 8, 7 times, last: by Daniel Carlson vs. #17 Arkansas, 10/22/2016
Longest Punt: 70 yards by Aidan Marshall at Texas A&M, 11/4/17
Longest Punt in an SEC Game: 70 yards by Aidan Marshall at Texas A&M, 11/4/17
 Most Punt Returns: 6 for 94 yards by Marcus Davis vs. Memphis, 12/30/2015
 Most Punt Returns in an SEC Game: 5 for 5 yards by Quan Bray at #6 LSU, 9/21/2013
 Most Punt Return Yards: 127 (2 returns) by Chris Davis at Tennessee, 11/9/2013
 Longest Punt Return: 85 by Chris Davis at Tennessee, 11/9/2013
Most Kickoffs: 10 by Daniel Carlson at Missouri, 9/23/2017, & Cody Parkey vs. Western Carolina, 10/12/2013
Most Kickoffs in an SEC Game: 10 by Daniel Carlson at Missouri, 9/23/2017
Most Touchbacks: 9 by Daniel Carlson at Missouri, 9/23/2017 & by Cody Parkey vs. Western Carolina, 10/12/2013 and vs. #25 Georgia, 11/16/2013
Most Kickoff Returns: 6, Noah Igbinoghene (174 yards) vs. #10 UCF [Peach], 1/1/2018
Most Kickoff Return Yards: 174 (6 returns) by Noah Igbinoghene vs. #10 UCF [Peach], 1/1/2018
 Most Kickoff Return Yards in an SEC Game: 111 (4 returns) by Kerryon Johnson at Kentucky, 10/15/2015
 Longest Kickoff Return: 100 yards by Tre Mason vs. Washington State, 8/31/2013
 Longest Kickoff Return in an SEC Game: 90 yards by Corey Grant at Tennessee, 11/9/2013



JORDAN-HARE STADIUM » 87,451

Jordan-Hare Stadium is Auburn's showcase football stadium, which seats 87,451, with 70 luxury suites located between the lower level and upper deck on the east side and college football's largest videoboard - debuted in 2015 - spanning the south end.

Pat Dye Field at Jordan-Hare Stadium is the nation's 11th-largest on-campus stadium with a capacity of 87,451. It is the seventh-largest in the SEC.

The Tigers have won 79.2 percent of their games in Jordan-Hare Stadium since its 1939 dedication and hold an overall record of 319-81-7 there.

The 2014 season was the 75th anniversary of Jordan-Hare Stadium and the 2016 finale against Alabama A&M was the 400th game played there.

The stadium was dedicated Nov. 30, 1939, with 7,500 seats. Ten years later, 14,000 more seats were added, and the stadium was named Cliff Hare Stadium (after a member of Auburn's first football team and eventual dean of the School of Chemistry), although only 12 home games were played there over that 10-year span.

Additional seats were added in 1955, 1960 and 1970. The West upper deck was completed in 1980; the East upper deck and suites were finished for the 1987 season.

The facility was renamed Jordan-Hare Stadium in 1973, recognizing Hall of Fame coach Ralph "Shug" Jordan. The turf at Jordan-Hare Stadium was officially named after Pat Dye, Auburn's Hall of Fame coach and athletics director, prior to the 2005 Iron Bowl.

The Tigers posted a 99-39-4 record in 12 seasons under Dye from 1981-92, and won four SEC championships. Auburn's home games are now played at Pat Dye Field at Jordan-Hare Stadium.

On game days, Auburn's Pat Dye Field at Jordan-Hare Stadium becomes the sixth-largest city in the state of Alabama as Auburn has averaged at least 80,000 fans per game for the last 24 seasons.

Since Jordan-Hare Stadium expanded to its current capacity prior to the 2004 season, the Tigers have tallied 52 sell-out games.

JHS QUICK FACTS

ATTENDANCE AVERAGE

1993	81,062
1994	81,287
1995	81,181
1996	82,468
1997	83,545
1998	81,105
1999	80,905
2000	82,435
2001	85,448
2002	82,943
2003	85,203
2004	83,085
2005	84,161
2006	85,063
2007	84,689
2008	86,915
2009	84,614
2010	86,087
2011	85,792
2012	82,646
2013	85,656
2014	87,451
2015	87,451
2016	86,937
2017	86,446

ALL-TIME WINNING PERCENTAGE BY STADIUM

Year	Record	Winning Pct.
1. Marshall: Joan C. Edwards Stadium (1991)	155-32	.829
2. Boise State: Albertsons Stadium (1970)	259-54	.82747
3. Georgia Southern: Paulson Stadium (1984)	187-39	.82743
4. Alabama: Bryant-Denny Stadium (1929)	259-53-3	.8269
5. Houston: TDECU Stadium (2014)	22-5	.815
6. Oklahoma: Gaylord Family-Okla. Memorial (1923)	390-86-15	.810
7. Penn State: Beaver Stadium (1960)	285-72	.798
8. Auburn: Jordan-Hare Stadium (1939)	319-81-7	.792
9. Ohio State: Ohio Stadium (1922)	436-112-20	.785
10. Tennessee: Neyland Stadium (1921)	463-128-17	.775

LARGEST ON-CAMPUS STADIUMS

1. Michigan Stadium (Michigan)	107,601
2. Beaver Stadium (Penn State)	106,572
3. Ohio Stadium (Ohio State)	104,944
4. Kyle Field (Texas A&M)	102,733
5. Neyland Stadium (Tennessee)	102,455
6. Tiger Stadium (LSU)	102,321
7. Bryant-Denny Stadium (Alabama)	101,821
8. Darrell K. Royal-Texas Memorial Stadium (Texas)	100,119
9. Sanford Stadium (Georgia)	92,746
10. Ben Hill Griffin Stadium (Florida)	88,548
11. Jordan-Hare Stadium (Auburn)	87,451
12. Memorial (Nebraska)	86,047
13. Gaylord Family Oklahoma Memorial Stadium (Oklahoma)	83,489
14. Memorial (Clemson)	81,500
15. Bobby Bowden Field at Doak Campbell Stadium (Florida State)	79,560

2017 STATISTICS

RECORD	OVERALL	HOME	AWAY	NEUTRAL
ALL GAMES	10-4	7-0	3-2	0-2
CONFERENCE	7-1	4-0	3-1	0-0
NON-CONFERENCE	3-3	3-0	0-1	0-2

DATE	OPPONENT	W/L	SCORE	ATTEND
9/2/2017	Georgia Southern	W	41-7	87,451
9/9/2017	at #3 Clemson	L	14-6	81,799
9/16/2017	Mercer	W	24-10	87,033
9/23/2017	* at Missouri	W	51-14	54,574
9/30/2017	* #24 Mississippi State	W	49-10	86,901
10/7/2017	* Ole Miss	W	44-23	86,700
10/14/2017	* at LSU	L	27-23	101,601
10/21/2017	* at Arkansas	W	52-20	71,961
11/4/2017	* at Texas A&M	W	42-27	100,257
11/11/2017	* #2 Georgia	W	40-17	87,451
11/18/2017	ULM	W	42-14	82,133
11/25/2017	* #1 Alabama	W	26-14	87,451
12/02/2017	vs. #6 Georgia	L	28-7	76,534
01/08/2018	vs. #12 UCF	L	34-27	71,109
*SEC game				

TEAM STATISTICS	AU	OPP
SCORING	474	259
Points Per Game	33.9	18.5
Points Off Turnovers	79	49
FIRST DOWNS	312	233
Rushing	161	100
Passing	126	111
Penalty	25	22
RUSHING YARDAGE	3056	1918
Yards gained rushing	3406	2269
Yards lost rushing	350	351
Rushing Attempts	642	529
Average Per Rush	4.8	3.6
Average Per Game	218.3	137.0
TDs Rushing	34	11
PASSING YARDAGE	3267	2553
Comp-Att-Int	255-382-6232	428-6
Average Per Pass	8.6	6.0
Average Per Catch	12.8	11.0
Average Per Game	233.4	182.4
TDs Passing	21	16
TOTAL OFFENSE	6323	4471
Total Plays	1024	957
Average Per Play	6.2	4.7
Average Per Game	451.6	319.4
KICK RETURNS: #-Yards	27-627	25-680
PUNT RETURNS: #-Yards	21-179	14-160
INT RETURNS: #-Yards	6-82	6-52
KICK RETURN AVERAGE	23.2	27.2
PUNT RETURN AVERAGE	8.5	11.4
INT RETURN AVERAGE	13.7	8.7
FUMBLES-LOST	21-14	24-13
PENALTIES-Yards	63-537	84-679
Average Per Game	38.4	48.5
PUNTS-Yards	57-2250	89-3755
Average Per Punt	39.5	42.2
Net punt average	35.6	38.6
KICKOFFS-Yards	94-5938	56-3533
Average Per Kick	63.2	63.1
Net kick average	38.6	39.4
TIME OF POSSESSION/Game	31:22	28:38
3RD-DOWN Conversions	95/209	73/222
3rd-Down Pct	45%	33%
4TH-DOWN Conversions	7/15	14/30
4th-Down Pct	47%	47%
SACKS BY-Yards	37-236	36-224
MISC YARDS	0	34
TOUCHDOWNS SCORED	58	31
FIELD GOALS-ATTEMPTS	23-31	14-20
ON-SIDE KICKS	0-0	0-2
RED-ZONE SCORES	(52-59) 88%	(30-36) 83%
RED-ZONE TOUCHDOWNS	(38-59) 64%	(20-36) 56%
PAT-ATTEMPTS	(57-57) 100%	(29-29) 100%
ATTENDANCE	605120	410192
Games/Avg Per Game	7/86446	5/82038
Neutral Site Games	2/73822	

SCORE BY QUARTERS	1st	2nd	3rd	4th	Total
Auburn	119	122	141	92	474
Opponents	33	81	48	97	259

RUSHING	GP	Att	Gain	Loss	Net	Avg	TD	Long	Avg/G
Kerryon Johnson	12	285	1455	64	1391	4.9	18	60	115.9
Kam Martin	14	74	460	7	453	6.1	2	61	32.4
Eli Stove	14	30	318	3	315	10.5	2	45	22.5
Kamryn Pettway	5	76	313	8	305	4.0	6	38	61.0
Malik Willis	7	16	239	18	221	13.8	1	67	31.6
Jarrett Stidham	14	103	383	230	153	1.5	4	24	10.9
Malik Miller	12	34	137	2	135	4.0	1	9	11.2
Devan Barrett	14	14	84	5	79	5.6	0	14	5.6
Noah Igbinoghene	14	1	11	0	11	11.0	0	11	0.8
Devin Adams	1	2	6	0	6	3.0	0	5	6.0
Chandler Cox	14	1	0	0	0	0.0	0	0	0.0
TEAM	8	6	0	13	-13	-2.2	0	0	-1.6
Total	14	642	3406	350	3056	4.8	34	67	218.3
Opponents	14	529	2269	351	1918	3.6	11	70	137.0

PASSING	G	Effic	Comp-Att-Int	Pct	Yds	TD	Lng	Avg/G
Jarrett Stidham	14	150.99	246-370-6	66.5	3158	18	75	225.6
Malik Willis	7	186.86	6-7-0	85.7	45	1	37	6.4
Ryan Davis	14	475.40	1-2-0	50.0	62	1	62	4.4
Devin Adams	1	45.80	1-2-0	50.0	-1	0	0	-1.0
Kerryon Johnson	12	455.20	1-1-0	100.0	3	1	3	0.2
Total	14	153.59	255-382-6	66.8	3267	21	75	233.4
Opponents	14	113.84	232-428-6	54.2	2553	16	70	182.4

RECEIVING	G	No.	Yds	Avg	TD	Long	Avg/G
Ryan Davis	14	84	815	9.7	5	75	58.2
Darius Slayton	13	29	643	22.2	5	62	49.5
Eli Stove	14	29	265	9.1	0	57	18.9
Will Hastings	14	26	525	20.2	4	49	37.5
Kerryon Johnson	12	24	194	8.1	2	55	16.2
Nate Craig-Myers	14	16	285	17.8	3	57	20.4
Devan Barrett	14	10	33	3.3	1	9	2.4
Chandler Cox	14	8	78	9.8	0	21	5.6
Kyle Davis	5	7	210	30.0	0	58	42.0
Noah Igbinoghene	14	6	24	4.0	0	14	1.7
Kam Martin	14	3	56	18.7	1	41	4.0
Kamryn Pettway	5	3	32	10.7	0	16	6.4
Sal Cannella	11	3	31	10.3	0	19	2.8
Malik Miller	12	3	24	8.0	0	11	2.0
Marquis McClain	14	2	47	23.5	0	37	3.4
Jalen Harris	14	1	5	5.0	0	5	0.4
Griffin King	13	1	0	0.0	0	0	0.0
Total	14	255	3267	12.8	21	75	233.4
Opponents	14	232	2553	11.0	16	70	182.4

PUNT RETURNS	No.	Yds	Avg	TD	Long
Stephen Roberts	17	115	6.8	0	25
Ryan Davis	2	42	21.0	0	26
TEAM	1	-4	-4.0	0	0
Nick Ruffin	1	26	26.0	0	0
Malik Miller	0	0	0.0	1	0
Total	21	179	8.5	1	26
Opponents	14	160	11.4	1	75

INTERCEPTIONS	No.	Yds	Avg	TD	Long
Javaris Davis	2	37	18.5	1	37
Tray Matthews	1	0	0.0	0	0
Nick Ruffin	1	45	45.0	1	45
Carlton Davis	1	0	0.0	0	0
Daniel Thomas	1	0	0.0	0	0
Total	6	82	13.7	2	45
Opponents	6	52	8.7	1	45

KICK RETURNS	No.	Yds	Avg	TD	Long
Noah Igbinoghene	24	571	23.8	0	72
Kam Martin	1	19	19.0	0	19
Spencer Nigh	1	8	8.0	0	8
Javaris Davis	1	29	29.0	0	29
Total	27	627	23.2	0	72
Opponents	25	680	27.2	1	100

FUMBLE RETURNS	No.	Yds	Avg	TD	Long
Marlon Davidson	1	33	33.0	0	33
Tray Matthews	1	13	13.0	0	13
Dashaun Davis	1	1	1.0	0	1
Carlton Davis	1	12	12.0	0	12
Total	4	59	14.8	0	33
Opponents	3	67	22.3	1	36

2017 STATISTICS

SCORING	TD	FGs	PATs					DXP	Saf	Points
			Kick	Rush	Rcv	Pass				
Daniel Carlson	0	23-31	57-57	0-0	0	0-0	0	0	126	
Kerryon Johnson	20	0-0	0-0	0-0	0	0-0	0	0	120	
Kamryn Pettway	6	0-0	0-0	0-0	0	0-0	0	0	36	
Darius Slayton	5	0-0	0-0	0-0	0	0-0	0	0	30	
Ryan Davis	5	0-0	0-0	0-0	0	0-0	0	0	30	
Will Hastings	4	0-0	0-0	0-0	0	0-0	0	0	24	
Jarrett Stidham	4	0-0	0-0	0-0	0	0-1	0	0	24	
Nate Craig-Myers	3	0-0	0-0	0-0	0	0-0	0	0	18	
Kam Martin	3	0-0	0-0	0-0	0	0-0	0	0	18	
Eli Stove	2	0-0	0-0	0-0	0	0-0	0	0	12	
Malik Miller	2	0-0	0-0	0-0	0	0-0	0	0	12	
Javaris Davis	1	0-0	0-0	0-0	0	0-0	0	0	6	
Malik Willis	1	0-0	0-0	0-0	0	0-0	0	0	6	
Nick Ruffin	1	0-0	0-0	0-0	0	0-0	0	0	6	
Devan Barrett	1	0-0	0-0	0-0	0	0-0	0	0	6	
Total	58	23-31	57-57	0-0	0	0-1	0	0	474	
Opponents	31	14-20	29-29	0-0	1	1-2	0	0	259	

TOTAL OFFENSE	G	Plays	Rush	Pass	Total	Avg/G
Jarrett Stidham	14	473	153	3158	3311	236.5
Kerryon Johnson	12	286	1391	3	1394	116.2
Kam Martin	14	74	453	0	453	32.4
Eli Stove	14	30	315	0	315	22.5
Kamryn Pettway	5	76	305	0	305	61.0
Malik Willis	7	23	221	45	266	38.0
Malik Miller	12	34	135	0	135	11.2
Devan Barrett	14	14	79	0	79	5.6
Ryan Davis	14	2	0	62	62	4.4
Noah Igbinoghene	14	1	11	0	11	0.8
Devin Adams	1	4	6	-1	5	5.0
TEAM	8	6	-13	0	-13	-1.6
Total	14	1024	3056	3267	6323	451.6
Opponents	14	957	1918	2553	4471	319.4

FIELD GOALS	FGM-FGA	Pct	01-19	20-29	30-39	40-49	50-99	Lg	Blk
Daniel Carlson	23-31	74.2	0-0	7-8	6-7	6-8	4-8	54	3

FG SEQUENCE	Auburn	Opponents
Georgia Southern	(50),53,46,(37)	44
Clemson	(24),(28)	46
Mercer	(29),26	(21)
Mizzou	(41),(52),(54)	-
Mississippi State	51	(40)
Ole Miss	(49),(25),(35)	43,(27)
LSU	(46),(48),(26)	(42),(36)
Arkansas	(21)	(34),(38)
Texas A&M	48,52	(39),(25)
Georgia	(54),(37),(30),(37)	42,(47)
Louisiana-Monroe	-	-
Alabama	(33),(44)	-
Georgia	31	(27),(35)
UCF	(25),53,(46)	(33),(45),25,38

Numbers in (parentheses) indicate field goal was made.

PUNTING	No.	Yds	Avg	Long	TB	FC	l20	50+	Blkd
Aidan Marshall	43	1693	39.4	70	3	18	8	3	0
Ian Shannon	14	557	39.8	49	0	6	5	0	0
Total	57	2250	39.5	70	3	24	13	3	0
Opponents	89	3755	42.2	64	7	33	36	19	1

KICKOFFS	No.	Yds	Avg	TB	OB	Retn	Net	YdLn
Daniel Carlson	93	5895	63.4	65	1			
Sage Ledbetter	1	43	43.0	0	0			
Total	94	5938	63.2	65	1	680	38.6	26
Opponents	56	3533	63.1	28	1	627	39.4	25

ALL PURPOSE	G	Rush	Rec	PR	KOR	IR	Tot	Avg/G
Kerryon Johnson	12	1391	194	0	0	0	1585	132.1
Ryan Davis	14	0	815	42	0	0	857	61.2
Darius Slayton	13	0	643	0	0	0	643	49.5
Noah Igbinoghene	14	11	24	0	571	0	606	43.3
Eli Stove	14	315	265	0	0	0	580	41.4
Kam Martin	14	453	56	0	19	0	528	37.7
Will Hastings	14	0	525	0	18	0	525	37.5
Kamryn Pettway	5	305	32	0	0	0	337	67.4
Nate Craig-Myers	14	0	285	0	0	0	285	20.4
Malik Willis	7	221	0	0	0	0	221	31.6
Kyle Davis	5	0	210	0	0	0	210	42.0
Malik Miller	12	135	24	0	0	0	15913.2	Jarrett
Stidham	14	153	0	0	0	0	153	10.9
Stephen Roberts	14	0	0	115	0	0	115	8.2
Devan Barrett	14	79	33	0	0	0	112	8.0
Chandler Cox	14	0	78	0	0	0	78	5.6
Nick Ruffin	14	0	0	26	0	45	71	5.1
Javaris Davis	11	0	0	0	29	37	66	6.0
Marquis McClain	14	0	47	0	0	0	47	3.4
Sal Cannella	11	0	31	0	0	0	31	2.8
Spencer Nigh	11	0	0	0	8	0	8	0.7
Devin Adams	1	6	0	0	0	0	6	6.0
Jalen Harris	14	0	5	0	0	0	5	0.4
TEAM	8	-13	0	-4	0	0	-17	-2.1
Total	14	3056	3267	179	627	82	7211	515.1
Opponents	14	1918	2553	160	680	52	5363	383.1

2017 DEFENSIVE STATISTICS

DEFENSIVE LEADERS	GP-S	-----Tackles-----			TFL/Yds	-Sacks-	-----Pass Def-----			---Fumbles---		Blkd Kick	Saf
		Solo	Ast	Total			No-Yards	Int-Yds	BrUp	QBH	Rcv-Yds		
57 Deshaun Davis	14	37	45	82	6.5-26	3.5-18	.	1	1	2-1	.	.	.
28 Tray Matthews	13	36	23	59	2.0-8	1.0-7	1-0	2	.	1-13	.	.	.
49 Darrell Williams	14	28	29	57	4.0-6	0.5-1	.	.	5	2-0	.	.	.
5 Derrick Brown	14	28	28	56	9.0-26	3.5-16	.	1	3	.	2	1	.
14 Stephen Roberts	14	30	20	50	6.0-15	.	.	7	.	.	1	.	.
30 Tre' Williams	11	24	26	50	2.5-14	2.5-14	.	.	1	1-0	.	.	.
20 Jeremiah Dinson	14	32	15	47	2.5-12	1.0-8	.	4	.	1-0	.	.	.
95 Dontavius Russell	14	21	25	46	6.5-23	3.0-17	.	2	5	.	1	.	.
4 Jeff Holland	14	27	18	45	13.0-80	10.0-67	.	1	22	1-0	4	.	.
48 Montavious Atkinson	14	17	26	43	1.5-12	1.0-10	.	1	4	.	1	.	.
3 Marlon Davidson	13	18	25	43	6.5-37	3.5-29	.	1	5	1-33	1	.	.
12 Jamel Dean	14	23	20	43	2.5-5	.	.	8
79 Andrew Williams	14	13	25	38	1.5-10	.	.	.	2
6 Carlton Davis	13	27	9	36	0.5-1	.	1-0	11	.	1-12	1	.	.
24 Daniel Thomas	14	19	16	35	.	.	1-0	3	2	1-0	.	.	.
91 Nick Coe	14	15	14	29	4.5-23	2.0-14	.	1	6
13 Javaris Davis	11	19	10	29	1.0-1	.	2-37	6	1	.	1	.	.
19 Nick Ruffin	14	17	10	27	.	.	1-45	1	1	1-0	.	1	.
15 Jordyn Peters	14	11	13	24	1.5-10	1.0-9	.	2	1	.	1	.	.
55 T.D. Moultry	13	11	4	15	2.5-10	1.5-6	.	.	2
Total	14	504	424	928	81-341	37-236	6-82	53	65	13-59	14	2	.
Opponents	14	622	466	1088	89.0-342	36-224	6-52	30	50	14-67	15	3	.

SPECIAL TEAMS TACKLES

SPECIAL TEAMS	-----Tackles-----			SPECIAL TEAMS	-----Tackles-----		
	Total	KO	Punt		Total	KO	Punt
Montavious Atkinson	3	3	0	Richard McBryde	1	1	0
Devan Barrett	1	1	0	T.D. Moultry	1	1	0
Nate Craig Myers	1	1	0	Jordyn Peters	3	3	0
Carlton Davis	2	0	2	Ike Powell	1	0	1
KJ Britt	3	3	0	Nick Ruffin	2	2	0
Marlon Davidson	1	1	0	Jason Smith	2	2	0
Deshaun Davis	3	1	2	Darrell Williams	4	2	2
Javaris Davis	2	1	1	Tre' Williams	1	1	0
Jamel Dean	4	2	2	Marquis McClain	2	2	0
Jeremiah Dinson	4	4	0	Jordyn Peters	2	1	1
				Tray Matthews	1	1	0
				TOTALS	36	26	10

2017 SCORING DRIVES

	Plays	Yards	TOP	Qtr	Scoring Play
GEORGIA SOUTHERN					
	8	38	2:59	1	Daniel Carlson 50 yd FG
	1	60	0:11	1	Kerryon Johnson 60 yd run (Carlson kick)
	6	58	2:17	2	Jarrett Stidham 14 yd run (Carlson kick)
	4	54	1:26	2	Kam Martin 36 yd run (Carlson kick)
	9	61	2:43	3	Ryan Davis 19 yd pass from Stidham (Carlson kick)
	9	30	3:33	3	Daniel Carlson 37 yd FG
	6	95	2:06	4	Will Hastings 19 yd pass from Stidham (Carlson kick)
Total	43	396	15:15		(7 scoring drives)
Avg.	6.1	56.5	2:10		(Season: 7 scoring drives, 43 plays, 396 yards)
CLEMSON					
	15	69	7:47	1	Daniel Carlson 24 yd FG
	4	1	1:56	1	Daniel Carlson 28 yd FG
Total	19	70	9:43		(2 scoring drives)
Avg.	9.5	35	4:51		(Season: 9 scoring drives, 62 plays, 466 yards)
MERCER					
	10	85	3:35	1	Kamryn Pettway 4 yd run (Carlson kick)
	6	44	0:50	2	Daniel Carlson 29 yd FG
	10	78	2:58	3	Kamryn Pettway 9 yd run (Carlson kick)
	7	41	3:00	4	Kamryn Pettway 4 yd run (Carlson kick)
Total	33	248	9:33		(4 scoring drives)
Avg.	8.3	62	2:23		(Season: 13 scoring drives, 95 plays, 714 yards)
MISSOURI					
	6	80	2:10	1	Kerryon Johnson 1 yd run (Carlson kick)
	7	32	2:25	1	Kerryon Johnson 2 yd run (Carlson kick)
	9	90	3:34	2	Kerryon Johnson 1 yd run (Carlson kick)
	4	20	1:37	2	Kerryon Johnson 7 yd run (Carlson kick)
	6	51	2:21	2	Daniel Carlson 41 yd FG
	2	22	0:24	3	Kerryon Johnson 1 yd run (Carlson kick)
	1	57	0:10	3	Nate Craig-Myers 57 yd pass from Stidham (Carlson kick)
	8	56	3:50	3	Daniel Carlson 52 yd FG
	6	25	2:37	4	Daniel Carlson 54 yd FG
Total	49	433	19:08		(9 scoring drives)
Avg.	5.4	48.1	2:08		(Season: 22 scoring drives, 144 plays, 1,147 yards)
MISSISSIPPI STATE					
	7	75	3:00	1	Kerryon Johnson 1 yd run (Carlson kick)
	5	77	1:41	1	Ryan Davis 7 yd pass from Stidham (Carlson kick)
	1	47	0:08	2	Will Hastings 47 yd pass from Stidham (Carlson kick)
	7	99	3:20	3	Kerryon Johnson 2 yd run (Carlson kick)
	5	60	2:18	4	Kerryon Johnson 1 yd run (Carlson kick)
	5	87	2:58	4	Malik Willis 67 yd run (Carlson kick)
Total	30	445	13:25		(6 scoring drives)
Avg.	5.0	74.2	2:14		(Season: 28 scoring drives, 174 plays, 1,592 yards)
OLE MISS					
	10	74	5:06	1	Kerryon Johnson 17 yd run (Carlson kick)
	1	75	0:15	1	Ryan Davis 75 yd pass from Stidham (Carlson kick)
	9	74	2:38	2	Darius Slayton 19 yd pass from Stidham (Carlson kick)
	3	57	1:18	2	Kerryon Johnson 48 yd run (Carlson kick)
	6	74	2:16	2	Kerryon Johnson 5 yd run (Carlson kick)
	4	-1	0:55	3	Daniel Carlson 49 yd FG
	14	77	5:49	3	Daniel Carlson 25 yd FG
	10	65	5:50	4	Daniel Carlson 35 yd FG
Total	57	495	24:07		(8 scoring drives)
Avg.	7.1	61.9	3:53		(Season: 36 scoring drives, 231 plays, 2,087 yards)
LSU					
	6	46	1:53	1	Daniel Carlson 46 yd FG
	2	52	0:36	1	Will Hastings 49 yd pass from Stidham (Carlson kick)
	8	81	4:46	1	Kerryon Johnson 4 yd run (Carlson kick)
	11	46	3:37	2	Daniel Carlson 48 yd FG
	10	62	4:05	2	Daniel Carlson 26 yd FG
Total	37	287	14:57		(5 scoring drives)
Avg.	7.4	57.4	2:59		(Season: 41 scoring drives, 268 plays, 2,374 yards)

	Plays	Yards	TOP	Qtr	Scoring Play
ARKANSAS					
	7	80	2:32	1	Stidham 15 yd run (Carlson kick)
	15	67	6:53	1	Daniel Carlson 21 yd FG
	7	41	2:08	2	Kerryon Johnson 2 yd run (Carlson kick)
	10	75	2:50	3	Kamryn Pettway 2 yd run (Carlson kick)
	4	70	1:35	3	Kamryn Pettway 38 yd run (Carlson kick)
	1	62	0:11	3	Darius Slayton 62 yd pass from Ryan Davis (Carlson kick)
	3	23	1:02	3	Kamryn Pettway 11 yd run (Carlson kick)
	6	80	2:54	4	Devan Barrett 4 yd pass from Malik Willis (Carlson kick)
Total	53	498	22:05		(8 scoring drives)
Avg.	6.6	62.3	2:46		(Season: 49 scoring drives, 321 plays, 2,872 yards)
TEXAS A&M					
	12	75	3:54	2	Kerryon Johnson 2 yd pass from Stidham (Carlson kick)
	4	75	1:03	2	Darius Slayton 53 yd pass from Stidham (Carlson kick)
	5	64	1:51	3	Ryan Davis 4 yd pass from Stidham (Carlson kick)
	3	47	0:53	3	Kerryon Johnson 2 yd run (Carlson kick)
	13	96	8:17	4	Eli Stove 4 yd run (Carlson kick)
Total	37	357	15:58		(5 scoring drives)
Avg.	7.4	71.4	3:12		(Season: 54 scoring drives, 358 plays, 3,229 yards)
GEORGIA					
	8	41	2:56	1	Daniel Carlson 54 yd FG
	12	41	3:35	1	Daniel Carlson 37 yd FG
	8	78	2:41	2	Daniel Carlson 30 yd FG
	6	70	2:03	2	Darius Slayton 42 yd pass from Stidham (Carlson kick)
	4	23	1:25	3	Jarrett Stidham 7 yd run (Carlson kick)
	2	49	0:34	3	Ryan Davis 32 yd pass from Stidham (Carlson kick)
	13	77	6:59	4	Daniel Carlson 37 yd FG
	5	74	3:00	4	Kerryon Johnson 55 yd pass from Stidham (Carlson kick)
Total	58	453	23:13		(8 scoring drives)
Avg.	7.3	56.6	2:54		(Season: 62 scoring drives, 416 plays, 3,682 yards)
ULM					
	9	80	2:52	1	Kerryon Johnson 8 yd run (Carlson kick)
	4	96	0:34	2	Darius Slayton 50 yd pass from Stidham (Carlson kick)
	10	95	3:28	3	Kam Martin 1 yd run (Carlson kick)
	2	43	0:43	3	Kam Martin 41 yd pass from Stidham (Carlson kick)
	5	74	2:35	4	Malik Miller 1 yd run (Carlson kick)
Total	30	388	10:12		(5 scoring drives)
Avg.	6.0	77.6	2:02		(Season: 67 scoring drives, 446 plays, 4,070 yards)
ALABAMA					
	12	94	4:54	1	Nate Craig-Myers 3 yd pass from K. Johnson (Carlson kick)
	7	33	2:53	2	Daniel Carlson 33 yd FG
	9	52	3:03	3	Daniel Carlson 44 yd FG
	12	69	5:06	3	Kerryon Johnson 1 yd run (Carlson kick)
	7	74	3:04	4	Jarrett Stidham 16 yd run (Stidham pass failed)
Total	47	322	19:00		(5 scoring drives)
Avg.	9.4	64.4	3:48		(Season: 72 scoring drives, 493 plays, 4,392 yards)
GEORGIA (SEC)					
	10	75	5:06	1	Nate Craig-Myers 6 yd pass from Stidham (Carlson kick)
Total	10	75	5:06		(1 scoring drive)
Avg.	10.0	75.0	5:06		(Season: 73 scoring drives, 503 plays, 4,467 yards)
UCF (Peach)					
	9	43	3:51	1	Daniel Carlson 25 yd FG
	15	62	4:16	2	Daniel Carlson 46 yd FG
	2	26	0:43	3	Will Hastings 26 yd pass from Stidham (Carlson kick)
	10	82	3:37	3	Kerryon Johnson 4 yd run (Carlson kick)
	6	79	1:39	4	Eli Stove 7 yd run (Carlson kick)
Total	42	292	14:06		(5 scoring drives)
Avg.	8.4	58.4	2:49		(Season: 78 scoring drives, 545 plays, 4,759 yards)

Average Scoring Drive: Plays: 6.9 • Yards: 61.0 • Time: 2:46

MISCELLANEOUS STATISTICS

Average Time of Possession (by Quarter)

	1	2	3	4	Total
AUBURN.....	124:42 (8:54)	100:32 (7:10)	104:17 (7:26)	109:32 (7:49)	439:03 (31:21)
Opponents.....	85:18 (6:05)	109:29 (7:49)	105:43 (7:33)	100:28 (7:10)	400:57 (28:38)

Third Down Conversions (by Quarter)

	1	2	3	4	OT	Total
AUBURN.....	35-59	15-51	24-50	21-49	--	95-209
Pct.....	59.3%	29.4%	48.0%	42.9%	--	45.5%
Opponents.....	10-43	25-70	17-55	21-54	--	72-222
Pct.....	23.3%	35.7%	30.9%	38.9%	--	32.9%

Third Down Conversions (by Yardage)

	Yards to go	1-3	4-6	7-9	10+	Total
AUBURN.....	52-62	26-62	11-33	6-53	95-210	
Pct.....	83.8%	41.9%	33.3%	11.3%	45.2%	
Opponents.....	25-54	21-55	18-59	9-54	73-222	
Pct.....	46.3%	38.2%	30.5%	16.7%	32.9%	

Red Zone

AU Scores/Times in Red Zone: 52/59 (88.1)
 AU TDs/Times in Red Zone: 38/59 (64.4)
 Scores (52): 38 TD, 14 FG
 Non-Scores (7): 1 Downs, 2 FG, 4 Fumbles
 Opp. Scores/Times in Red Zone: 30/36 (83.3)
 Opp. TDs/Times in Red Zone: 20/36 (55.5)
 Scores (30): 20 TD, 10 FG
 Non-Scores (6): 5 Downs, 1 FG

Turnovers

Takeaways – 19, Giveaways – 20
 Difference – (-1)
 Points Off TOs – AU 79, Opp. 49
 Points Off TOs/Game – AU 5.6, Opp. 3.5

Kickoffs

Kickoffs – 94 for 5,938 yards (63.2 avg.)
 Carlson – 93 KO, 65 TB, 1 OB, 25 Ret
 On-side kicks – 0-for-0
 Opp. Returns – 25 for 680 yards (27.2 avg.)

2017 GAME-BY-GAME TEAM STATISTICS

Game	Score	First Downs		Rushing	Passing			Total Off.	Punts	Fum.	Penalties	3rd	Time of
		Tot	Ru-Pa-Pe	No-Yds-TD	C-A-I	Yds	TD	Pl-Yds	No-Avg	F-L	No-Yds	Downs	Poss
Georgia Southern	7	8	5-0-3	47-70-0	4-9-1	8	0	56-78	11-38.9	0-0	3-15	0-of-15	29:28
at Auburn	41	25	15-10-0	53-351-3	15-26-1	184	2	79-535	1-42.0	4-2	4-42	6-of-16	30:32
Auburn	6	13	9-2-2	42-38-0	13-24-0	79	0	66-117	8-40.5	1-0	5-43	6-of-17	32:25
at Clemson (#3)	14	19	6-10-2	36-99-2	20-31-0	185	0	67-284	6-42.7	2-2	8-60	9-of-16	27:35
Mercer	10	12	5-5-2	35-100-0	20-32-0	146	1	67-246	8-41.5	0-0	2-30	6-of-18	32:08
at Auburn	24	26	8-16-2	43-146-3	32-37-1	364	0	80-510	2-36.5	5-4	6-65	12-of-17	27:52
Auburn	51	22	12-7-3	53-263-5	16-21-0	219	1	74-482	3-39.3	0-0	5-50	7-of-15	34:20
at Missouri	14	21	7-12-2	31-124-0	23-39-1	216	2	70-340	6-38.3	3-3	7-55	4-of-13	25:40
Mississippi State (#24)	10	18	12-5-1	47-194-0	13-37-2	157	1	84-351	5-44.6	1-0	10-39	7-of-21	34:20
at Auburn	49	14	8-5-1	39-244-4	14-17-0	267	2	56-511	3-36.3	2-2	1-15	6-of-12	25:40
Ole Miss	23	23	6-16-1	30-83-1	34-51-0	346	2	81-429	6-44.5	2-0	4-30	8-of-18	27:52
at Auburn	44	25	15-8-2	51-326-3	14-21-0	235	2	72-561	3-41.0	0-0	3-30	9-of-16	32:08
Auburn	23	17	9-5-3	44-189-1	9-26-0	165	1	70-354	6-40.0	0-0	6-26	3-of-14	30:30
at LSU	27	14	6-8-0	39-157-1	13-25-0	206	1	64-363	7-39.7	1-1	7-61	6-of-17	29:30
Auburn	52	26	17-8-1	47-345-5	21-30-1	284	2	77-629	2-36.5	1-1	3-25	9-of-15	31:10
at Arkansas	20	19	10-7-2	42-171-1	15-26-0	163	0	68-334	6-45.0	4-3	7-50	5-of-16	28:50
Auburn	42	23	14-8-1	52-228-2	20-27-0	268	3	79-496	5-47.4	0-0	3-34	6-of-14	35:44
at Texas A&M	27	13	4-8-1	34-143-1	16-33-0	200	2	67-343	6-43.2	1-0	2-20	6-of-18	24:16
Georgia (#2)	17	13	4-8-1	32-46-1	13-29-0	184	1	61-230	8-44.6	2-1	7-75	3-of-14	26:54
at Auburn	40	25	14-8-3	46-237-1	17-25-0	251	3	71-488	4-39.5	1-0	5-29	4-of-13	33:06
ULM	14	16	3-11-2	41-116-1	16-36-1	217	1	77-333	7-41.9	2-1	3-14	8-of-20	31:39
at Auburn	42	25	15-10-0	48-317-3	18-24-1	235	2	72-552	4-33.5	3-1	5-41	5-of-10	28:21
Alabama (#1)	14	18	12-4-2	38-211-1	13-23-0	103	1	61-314	4-46.0	3-1	9-65	3-of-11	23:58
at Auburn	26	25	8-15-2	49-168-2	22-29-0	240	2	78-408	5-35.8	1-1	4-40	9-of-18	36:02
Georgia (#6)	28	20	11-6-3	41-238-1	16-22-0	183	2	63-421	4-44.0	1-0	7-91	2-of-11	33:02
vs. Auburn	7	18	9-7-2	31-114-0	16-32-0	145	1	63-259	6-40.7	2-2	5-39	4-of-13	26:58
UCF (#10)	34	20	9-11-0	36-169-1	16-35-0	242	2	71-411	5-40.2	2-1	8-74	6-of-14	25:45
vs. Auburn	27	28	8-17-3	44-90-2	28-43-2	331	1	87-421	5-39.2	1-1	8-61	9-of-18	34:15

STARTING LINEUPS

OFFENSE	QB	RB	HB/WR/TE	WR	WR	WR	LT	LG	C	RG	RT
GEORGIA SOUTHERN	Stidham	K. Johnson	Cox (HB)	Slayton	Craig-Myers	Stove	Wanogho	Horton	Golson	B. Smith	D. James
at Clemson (#3)	Stidham	Pettway	Stove (WR)	K. Davis	Craig-Myers	R. Davis	Wanogho	Horton	Golson	B. Smith	D. James
MERCER	Stidham	Pettway	Cox (HB)	K. Davis	Craig-Myers	R. Davis	Wanogho	Horton	Golson	B. Smith	D. James
at Missouri	Stidham	K. Johnson	Cox (HB)	K. Davis	Craig-Myers	R. Davis	Wanogho	Horton	Dunn	B. Smith	Golson
MISSISSIPPI STATE (#24)	Stidham	K. Johnson	Cox (HB)	K. Davis	Craig-Myers	R. Davis	Golson	Horton	Dunn	B. Smith	D. James
OLE MISS	Stidham	K. Johnson	Cox (HB)	K. Davis	Craig-Myers	Stove	Golson	Horton	Dunn	B. Smith	D. James
at LSU	Stidham	K. Johnson	Cox (HB)	Slayton	Hastings	Canella	Wanogho	Golson	Dunn	B. Smith	D. James
at Arkansas	Stidham	K. Johnson	Harris (TE)	Slayton	Craig-Myers	R. Davis	Wanogho	Harrell	Golson	B. Smith	D. James
at Texas A&M	Stidham	K. Johnson	Cox (HB)	Slayton	Craig-Myers	R. Davis	Golson	Horton	Dunn	B. Smith	D. James
GEORGIA (#2)	Stidham	K. Johnson	Stove (WR)	Slayton	Craig-Myers	R. Davis	Golson	Harrell	Dunn	B. Smith	D. James
ULM	Stidham	K. Johnson	Cox (HB)	Slayton	Craig-Myers	Stove	Wanogho	Harrell	Dunn	B. Smith	Golson
ALABAMA (#1)	Stidham	K. Johnson	Cox (HB)	Slayton	Craig-Myers	R. Davis	Golson	Harrell	Dunn	B. Smith	D. James
vs. Georgia (#6)	Stidham	K. Johnson	Cox (HB)	Slayton	Craig-Myers	Stove	Golson	Harrell	Dunn	B. Smith	D. James
vs. UCF (#10)	Stidham	K. Johnson	Cox (HB)	Slayton	Craig-Myers	R. Davis	Golson	Harrell	Dunn	B. Smith	D. James

DEFENSE	BUCK	DT	DT	DE	MLB	SLB	WLB/Nickel/CB	CB	CB	SAF	SAF
GEORGIA SOUTHERN	Holland	Russell	D. Brown	M. Davidson	T. Williams	M. Atkinson	Dinson (Nick)	J. Davis	C. Davis	Matthews	Roberts
at Clemson	Holland	Russell	D. Brown	M. Davidson	T. Williams	D. Williams	Dinson (Nick)	J. Davis	C. Davis	Matthews	Roberts
MERCER	Holland	Russell	D. Brown	Coe	T. Williams	D. Williams	Dinson (Nick)	J. Davis	C. Davis	Matthews	Roberts
at Missouri	Holland	Russell	D. Brown	M. Davidson	D. Davis	M. Atkinson	Dinson (Nick)	Dean	C. Davis	Matthews	Roberts
MISSISSIPPI STATE	Holland	Russell	D. Brown	M. Davidson	D. Davis	M. Atkinson	Dinson (Nick)	Dean	C. Davis	Matthews	Roberts
OLE MISS	Holland	Russell	D. Brown	M. Davidson	D. Davis	M. Atkinson	Dinson (Nick)	Dean	C. Davis	Matthews	Roberts
at LSU	Holland	Russell	D. Brown	M. Davidson	D. Davis	D. Williams	Atkinson (WLB)	Dean	C. Davis	Matthews	Roberts
at Arkansas	Holland	Russell	D. Brown	M. Davidson	D. Davis	D. Williams	Dinson (Nick)	Dean	C. Davis	D. Thomas	Roberts
at Texas A&M	Holland	Russell	D. Brown	M. Davidson	D. Davis	D. Williams	Dinson (Nick)	Dean	C. Davis	Matthews	Roberts
GEORGIA (#2)	Holland	Russell	D. Brown	M. Davidson	D. Davis	T. Williams	Dinson (Nick)	Dean	C. Davis	Matthews	Roberts
ULM	Holland	Russell	D. Brown	M. Davidson	T. Williams	D. Williams	Dinson (Nick)	Dean	C. Davis	Matthews	Roberts
ALABAMA (#1)	Holland	Russell	D. Brown	M. Davidson	D. Davis	T. Williams	Dinson (Nick)	Dean	C. Davis	Matthews	Roberts
vs. Georgia (#6)	Holland	Russell	D. Brown	M. Davidson	D. Davis	T. Williams	J. Davis (Nick)	Dean	C. Davis	Matthews	Roberts
vs. UCF (#10)	Holland	Russell	D. Brown	M. Davidson	D. Davis	T. Williams	J. Dinson (Nick)	Dean	J. Davis	Matthews	Roberts

2017 GAME-BY-GAME INDIVIDUAL STATISTICS

Passing			Field Goals			Punting		
C-A-Yds-Int, TD	#8 Stidham	#14 Willis	Made, (Missed)	#38 Carlson	No.-Avg, In 20	#43 Shannon	#41 Marshall	
GEORGIA SOUTHERN	14-24-185-1, 2	DNP	GEORGIA SOUTHERN	50, (53), (46), 37	GEORGIA SOUTHERN	1-42.0, 0	DNP	
at Clemson (#3)	13-24-79-0, 0	DNP	at Clemson (#3)	24, 28	at Clemson (#3)	8-40.5, 3	DNP	
MERCER	32-37-364-1, 0	DNP	MERCER	29, (26)	MERCER	2-36.5, 1	DNP	
at Missouri	13-17-218-0, 1	3-4-1-0, 0	at Missouri	41, 52, 54	at Missouri	3-39.3, 1	DNP	
MISSISSIPPI STATE (#24)	13-16-264-0, 2	1-1-3-0, 0	MISSISSIPPI STATE (#24)	(51)	MISSISSIPPI STATE (#24)	DNP	3-36.3, 2	
OLE MISS	14-21-235-0, 2	0-0-0-0, 0	OLE MISS	49, 25, 35	OLE MISS	DNP	3-41.0, 1	
at LSU	9-26-165-0, 1	DNP	at LSU	46, 48, 26	at LSU	DNP	6-40.0, 0	
at Arkansas	19-28-218-1, 0	1-1-4-0, 1	at Arkansas	21	at Arkansas	DNP	2-36.5, 0	
at Texas A&M	20-27-268-0, 3	DNP	at Texas A&M	(48), (52)	at Texas A&M	DNP	5-47.4, 1	
GEORGIA (#2)	16-23-214-0, 3	1-1-37-0, 0	GEORGIA (#2)	54, 37, 30, 37	GEORGIA (#2)	DNP	4-39.5, 0	
ULM	18-24-235-1, 2	0-0-0-0, 0	ULM	-	ULM	DNP	4-33.5, 1	
ALABAMA (#1)	21-28-237-0, 0	0-0-0-0, 0	ALABAMA (#1)	33, 44	ALABAMA (#1)	DNP	5-35.8, 3	
vs. Georgia (#6)	16-31-145-0, 1	DNP	vs. Georgia (#6)	(31)	vs. Georgia (#6)	DNP	6-40.7, 1	
vs. UCF (#10)	28-43-331-2, 1	DNP	vs. UCF (#10)	25, (53), 46	vs. UCF (#10)	DNP	5-39.2, 0	

Rushing

No.-Yds, TD	#21 Johnson	#36 Pettway	#9 Martin	#5 Barrett	#8 Stidham	#14 Willis	#32 Miller	#12 Stove	#4 Igbinoghene
GEORGIA SOUTHERN	13-136, 1	DNP	16-136, 1	5-28, 0	9-17, 1	DNP	3-15, 0	2-7, 0	1-11, 0
at Clemson (#3)	DNP	22-74, 0	0-0, 0	0-0, 0	18-(-42), 0	DNP	0-0, 0	1-6, 0	0-0, 0
MERCER	DNP	34-128, 3	0-0, 0	0-0, 0	7-23, 0	DNP	0-0, 0	0-0, 0	0-0, 0
at Missouri	18-48, 5	DNP	9-74, 0	1-0, 0	5-35, 0	7-11, 0	9-41, 0	3-56, 0	0-0, 0
MISSISSIPPI STATE (#24)	23-116, 3	5-6, 0	0-0, 0	2-20, 0	4-(-12), 0	1-67, 1	3-17, 0	1-30, 0	0-0, 0
OLE MISS	28-204, 3	DNP	9-50, 0	1-5, 0	1-(-6), 0	2-16, 0	8-21, 0	2-36, 0	0-0, 0
at LSU	31-156, 1	4-7, 0	0-0, 0	0-0, 0	6-11, 0	DNP	0-0, 0	3-15, 0	0-0, 0
at Arkansas	21-63, 1	11-90, 3	1-4, 0	2-10, 0	4-49, 1	2-62, 0	5-22, 0	1-45, 0	0-0, 0
at Texas A&M	29-145, 1	DNP	13-46, 0	0-0, 0	7-27, 0	DNP	0-0, 0	3-10, 1	0-0, 0
GEORGIA (#2)	32-167, 0	DNP	2-7, 0	0-0, 0	7-15, 1	1-5, 0	DNP	4-55, 0	0-0, 0
ULM	22-137, 1	DNP	12-83, 1	2-21, 0	2-(-3), 0	2-64, 0	4-14, 1	2-5, 0	0-0, 0
ALABAMA (#1)	30-104, 1	DNP	4-9, 0	0-0, 0	12-51, 1	1-(-4), 0	DNP	2-8, 0	0-0, 0
vs. Georgia (#6)	13-44, 0	DNP	4-20, 0	0-0, 0	9-25, 0	DNP	0-0, 0	3-19, 0	0-0, 0
vs. UCF (#10)	22-71, 1	DNP	6-24, 0	1--3, 0	12--25, 0	DNP	DNP	3-23, 1	0-0, 0

Receiving

No.-Yds, TD	#33 Hastings	#81 Slayton	#12 Stove	#23 R. Davis	#80 Cannella	#9 Martin	#4 Igbinoghene	#21 Johnson
GEORGIA SOUTHERN	4-68, 1	3-43, 0	3-22, 0	2-23, 1	1-19, 0	1-10, 0	1-(-1), 0	0-0, 0
at Clemson (#3)	2-12, 0	0-0, 0	0-0, 0	8-32, 0	0-0, 0	1-5, 0	0-0, 0	DNP
MERCER	3-71, 0	0-0, 0	4-45, 0	9-68, 0	1-5, 0	0-0, 0	3-24, 0	DNP
at Missouri	2-59, 0	0-0, 0	1-3, 0	4-21, 0	0-0, 0	0-0, 0	1-(-2), 0	2-15, 0
MISSISSIPPI STATE (#24)	1-47, 1	1-49, 0	2-75, 0	6-32, 1	DNP	0-0, 0	1-3, 0	1-3, 0
OLE MISS	1-13, 0	2-39, 1	3-17, 0	2-75, 1	0-0, 0	0-0, 0	0-0, 0	2-23, 0
at LSU	3-65, 1	1-25, 0	0-0, 0	2-67, 0	1-7, 0	0-0, 0	0-0, 0	1-1, 0
at Arkansas	1-22, 0	4-146, 1	3-6, 0	8-63, 0	0-0, 0	0-0, 0	0-0, 0	2-15, 0
at Texas A&M	1-14, 0	2-99, 1	4-40, 0	7-80, 1	0-0, 0	0-0, 0	0-0, 0	5-29, 1
GEORGIA (#2)	0-0, 0	2-43, 1	4-14, 0	4-51, 1	0-0, 0	0-0, 0	0-0, 0	2-66, 1
ULM	1-17, 0	4-89, 1	2-16, 0	6-48, 0	0-0, 0	1-41, 1	0-0, 0	3-14, 0
ALABAMA (#1)	1-20, 0	3-27, 0	1-0, 0	11-139, 0	0-0, 0	0-0, 0	0-0, 0	3-21, 0
vs. Georgia (#6)	0-0, 0	2-14, 0	1-26, 0	7-65, 0	0-0, 0	0-0, 0	0-0, 0	2-1, 0
vs. UCF (#10)	6-117, 1	5-69, 0	1-1, 0	8-47, 0	0-0, 0	0-0, 0	0-0, 0	1-6, 0

No.-Yds, TD	#3 Craig-Myers	#11 K. Davis	#36 Pettway	#27 Cox	#32 M. Miller	#5 Barrett	#17 McClain
GEORGIA SOUTHERN	0-0, 0	DNP	DNP	0-0, 0	0-0, 0	0-0, 0	0-0, 0
at Clemson (#3)	1-23, 0	1-7, 0	0-0, 0	0-0, 0	0-0, 0	0-0, 0	0-0, 0
MERCER	3-40, 0	3-62, 0	3-32, 0	0-0, 0	0-0, 0	3-17, 0	0-0, 0
at Missouri	2-61, 1	1-58, 0	DNP	0-0, 0	1-3, 0	1-1, 0	0-0, 0
MISSISSIPPI STATE (#24)	0-0, 0	1-52, 0	0-0, 0	1-6, 0	0-0, 0	0-0, 0	0-0, 0
OLE MISS	2-34, 0	1-31, 0	DNP	1-3, 0	0-0, 0	0-0, 0	0-0, 0
at LSU	0-0, 0	DNP	0-0, 0	0-0, 0	0-0, 0	1-0, 0	0-0, 0
at Arkansas	1-26, 0	DNP	0-0, 0	1-2, 0	0-0, 0	1-4, 1	0-0, 0
at Texas A&M	0-0, 0	DNP	DNP	1-6, 0	0-0, 0	0-0, 0	0-0, 0
GEORGIA (#2)	1-13, 0	DNP	DNP	1-17, 0	DNP	2-6, 0	1-37, 0
ULM	0-0, 0	DNP	DNP	0-0, 0	1-10, 0	0-0, 0	0-0, 0
ALABAMA (#1)	2-28, 1	DNP	DNP	0-0, 0	DNP	0-0, 0	0-0, 0
vs. Georgia (#6)	1-6, 1	DNP	DNP	1-21, 0	1-11, 0	1-1, 0	0-0, 0
vs. UCF (#10)	3-54, 0	DNP	DNP	2-23, 0	DNP	1-4, 0	1-10, 0

2017 GAME-BY-GAME INDIVIDUAL STATISTICS

Defensive Linemen

Solo+Ast=Total	#1 Bryant	#3 M. Davidson	#4 Holland	#5 D. Brown	#10 P. James	#79 A. Williams	#91 Coe	#95 D. Russell
GEORGIA SOUTHERN	0+0=0	3+1=4	4+1=5	1+5=6	1+1=2	1+2=3	2+2=4	2+1=3
at Clemson (#3)	0+0=0	2+1=3	2+2=4	3+0=3	0+0=0	1+1=2	0+2=2	1+0=1
MERCER	1+1=2	DNP	2+0=2	3+0=3	0+0=0	0+2=2	1+0=1	1+0=1
at Missouri	0+0=0	2+2=4	1+0=1	0+0=0	0+0=0	0+0=0	1+0=1	1+1=2
MISSISSIPPI STATE (#24)	2+0=2	1+4=5	2+0=2	2+1=3	1+1=2	1+2=3	2+4=6	0+1=1
OLE MISS	0+0=0	0+0=0	2+0=2	3+2=5	0+2=2	0+0=0	1+0=1	0+1=1
at LSU	0+0=0	0+4=4	3+1=4	0+6=6	0+0=0	0+2=2	1+0=1	0+7=7
at Arkansas	1+0=1	0+1=1	2+1=3	2+0=2	1+1=2	1+3=4	3+3=6	5+1=6
at Texas A&M	0+0=0	3+1=4	3+3=6	4+3=7	DNP	2+1=3	0+1=1	2+2=4
GEORGIA (#2)	DNP	0+3=3	1+4=5	2+2=4	DNP	2+2=4	0+0=0	4+0=4
ULM	0+0=0	3+3=6	2+3=5	3+2=5	1+0=1	1+3=4	1+0=1	3+2=5
ALABAMA (#1)	0+0=0	1+2=3	1+1=2	1+0=1	DNP	2+3=5	3+2=5	1+3=4
vs. Georgia (#6)	0+0=0	2+0=2	1+1=2	3+1=4	DNP	1+1=2	0+0=0	1+1=2
vs. UCF (#10)	0+0=0	1+2=3	1+1=2	2+5=7	DNP	0+3=3	0+0=0	0+5=5

Solo+Ast=Total

	#94 Truesdell	#97 G. Walker
GEORGIA SOUTHERN	1+0=1	0+0=0
at Clemson (#3)	DNP	DNP
MERCER	0+0=0	0+0=0
at Missouri	1+0=1	0+0=0
MISSISSIPPI STATE (#24)	0+0=0	0+0=0
OLE MISS	1+0=1	0+0=0
at LSU	0+0=0	DNP
at Arkansas	0+1=1	DNP
at Texas A&M	0+0=0	DNP
GEORGIA (#2)	DNP	DNP
ULM	1+0=1	DNP
ALABAMA (#1)	DNP	DNP
vs. Georgia (#6)	DNP	DNP
vs. UCF (#10)	DNP	DNP

Linebackers

Solo+Ast=Total	#30 T. Williams	#49 D. Williams	#57 D. Davis	#48 M. Atkinson	#55 Moultry	#51 McBryde	#33 Britt
GEORGIA SOUTHERN	6+4=10	2+1=3	0+0=0	1+1=2	1+0=1	0+0=0	1+0=1
at Clemson (#3)	3+6=9	1+5=6	2+2=4	1+0=1	DNP	DNP	0+0=0
MERCER	4+2=6	4+1=5	4+1=5	2+0=2	1+0=1	0+0=0	0+0=0
at Missouri	DNP	2+0=2	1+2=3	4+2=6	1+0=1	4+0=4	0+0=0
MISSISSIPPI STATE (#24)	DNP	2+5=7	3+7=10	2+5=7	0+1=1	1+0=1	0+0=0
OLE MISS	3+1=4	0+2=2	4+3=7	1+2=3	1+0=1	1+0=1	0+1=1
at LSU	DNP	2+5=7	3+4=7	1+5=6	0+0=0	1+0=1	DNP
at Arkansas	0+0=0	4+2=6	2+2=4	0+0=0	0+1=1	1+0=1	0+0=0
at Texas A&M	2+2=4	0+2=2	2+2=4	1+1=2	3+0=3	0+0=0	0+0=0
GEORGIA (#2)	2+2=4	1+1=2	3+2=5	1+0=1	0+0=0	0+0=0	1+0=1
ULM	0+3=3	2+0=2	5+4=9	1+5=6	1+0=1	2+0=2	1+0=1
ALABAMA (#1)	2+3=5	1+0=1	3+4=7	1+1=2	2+1=3	0+0=0	0+0=0
vs. Georgia (#6)	0+1=1	4+3=7	4+6=10	0+1=1	1+1=2	1+1=2	0+0=0
vs. UCF (#10)	2+2=4	3+2=5	2+5=7	1+3=4	0+0=0	1+0=1	0+0=0

Defensive Backs

Solo+Ast=Total	#6 C. Davis	#19 N. Ruffin	#28 T. Matthews	#13 J. Davis	#14 S. Roberts	#12 Dean	#15 Peters	#20 Dinson
GEORGIA SOUTHERN	1+0=1	1+1=2	0+1=1	0+2=2	1+3=4	1+0=1	0+2=2	0+1=1
at Clemson (#3)	1+0=1	0+0=0	5+0=5	4+0=4	3+0=3	4+0=4	0+0=0	1+1=2
MERCER	1+0=1	0+1=1	4+0=4	3+0=3	3+0=3	1+0=1	1+0=1	5+1=6
at Missouri	1+0=1	1+0=1	4+2=6	DNP	3+1=4	1+0=1	1+1=2	4+1=5
MISSISSIPPI STATE (#24)	1+0=1	1+2=3	1+2=3	2+1=3	2+3=5	1+3=4	0+0=0	3+0=3
OLE MISS	1+0=1	6+1=7	1+4=5	DNP	2+1=3	5+2=7	3+1=4	2+0=2
at LSU	0+1=1	1+2=3	1+1=2	1+0=1	2+5=7	1+3=4	0+0=0	4+1=5
at Arkansas	1+1=2	4+1=5	DNP	DNP	2+1=3	2+0=2	1+2=3	2+2=4
at Texas A&M	0+1=1	0+0=0	3+3=6	1+1=2	2+2=4	2+1=3	0+1=1	0+5=5
GEORGIA (#2)	4+2=6	2+0=2	3+0=3	1+0=1	5+1=6	0+1=1	1+1=2	5+1=6
ULM	2+1=3	1+1=2	2+1=3	1+1=2	0+0=0	1+1=2	0+0=0	3+0=3
ALABAMA (#1)	1+2=3	0+0=0	4+3=7	1+2=3	4+1=5	1+1=2	0+1=1	2+0=2
vs. Georgia (#6)	3+1=4	0+0=0	5+3=8	3+2=5	1+2=3	1+4=5	0+0=0	1+2=3
vs. UCF (#10)	DNP	0+1=1	3+3=6	2+1=3	0+0=0	2+4=6	4+4=8	0+0=0

Solo+Ast=Total

	#22 J. Broussard	#24 D. Thomas	#21 Leonard	#25 J. Smith
GEORGIA SOUTHERN	1+0=1	1+1=2	0+0=0	0+0=0
at Clemson (#3)	0+0=0	0+0=0	DNP	0+0=0
MERCER	1+0=1	2+1=3	0+1=1	0+0=0
at Missouri	2+0=2	2+2=4	0+0=0	0+2=2
MISSISSIPPI STATE (#24)	0+0=0	4+1=5	0+0=0	0+0=0
OLE MISS	0+0=0	3+2=5	2+0=2	0+0=0
at LSU	0+0=0	4+2=6	DNP	0+1=1
at Arkansas	2+0=0	2+2=4	0+1=1	0+0=0
at Texas A&M	DNP	0+0=0	DNP	DNP
GEORGIA (#2)	DNP	0+0=0	DNP	DNP
ULM	0+0=0	0+1=1	0+1=1	DNP
ALABAMA (#1)	DNP	0+1=1	DNP	DNP
vs. Georgia (#6)	DNP	0+1=1	DNP	DNP
vs. UCF (#10)	DNP	1+2=3	DNP	DNP

2017 SUPERLATIVES

Auburn Team Superlatives

Rushes	53	vs Georgia Southern (Sep 02, 2017)
.....		at Mizzou (Sep 23, 2017)
Yards Rushing	351	vs Georgia Southern (Sep 02, 2017)
Yards Per Rush	7.3	at Arkansas (Oct 21, 2017)
TD Rushes	5	at Mizzou (Sep 23, 2017)
.....		at Arkansas (Oct 21, 2017)
Pass attempts	43	vs UCF (Jan 1, 2018)
Pass completions	32	vs Mercer (Sep 16, 2017)
Yards Passing	364	vs Mercer (Sep 16, 2017)
Yards Per Pass	15.7	vs Mississippi State (Sep 30, 2017)
TD Passes	3	at Texas A&M (Nov 04, 2017)
.....		vs Georgia (Nov 11, 2017)
Total Plays	87	vs UCF (Jan 1, 2018)
Total Offense	629	at Arkansas (Oct 21, 2017)
Yards Per Play	9.1	vs Mississippi State (Sep 30, 2017)
Points	52	at Arkansas (Oct 21, 2017)
Sacks By	6	vs Georgia Southern (Sep 02, 2017)
.....		at Arkansas (Oct 21, 2017)
First Downs	28	vs UCF (Jan 1, 2018)
.....		at Arkansas (Oct 21, 2017)
Penalties	8	vs UCF (Jan 1, 2018)
.....		at LSU (Oct 14, 2017)
Penalty Yards	65	vs Mercer (Sep 16, 2017)
Turnovers	5	vs Mercer (Sep 16, 2017)
Interceptions By	2	vs Mississippi State (Sep 30, 2017)
.....		vs Louisiana-Monroe (Nov 18, 2017)
Punts	8	at Clemson (Sep 09, 2017)
Punting Avg.	47.4	at Texas A&M (Nov 04, 2017)
Long Punt	70	at Texas A&M (Nov 04, 2017)
Punts inside 20	3	at Clemson (Sep 09, 2017)
.....		vs Alabama (Nov 25, 2017)
Long Punt Return	26	vs Georgia (Nov 11, 2017)

Auburn Individual Superlatives

Rushes	34	Kamryn Pettway vs Mercer (Sep 16, 2017)
Yards Rushing	204	Kerryon Johnson vs Ole Miss (Oct 07, 2017)
TD Rushes	5	Kerryon Johnson at Mizzou (Sep 23, 2017)
Long Rush	67	Malik Willis vs Mississippi State (Sep 30, 2017)
Pass attempts	37	Jarrett Stidham vs Mercer (Sep 16, 2017)
Pass completions	32	Jarrett Stidham vs Mercer (Sep 16, 2017)
Yards Passing	364	Jarrett Stidham vs Mercer (Sep 16, 2017)
TD Passes	3	Jarrett Stidham at Texas A&M (Nov 04, 2017)
.....		Jarrett Stidham vs Georgia (Nov 11, 2017)
Long Pass	75	Jarrett Stidham vs Ole Miss (Oct 07, 2017)
Receptions	11	Ryan Davis vs Alabama (Nov 25, 2017)
Yards Receiving	146	Darius Slayton at Arkansas (Oct 21, 2017)
TD Receptions	1	Will Hastings vs Georgia Southern (Sep 02, 2017)
.....		Ryan Davis vs Georgia Southern (Sep 02, 2017)
.....		Nate Craig-Myers at Mizzou (Sep 23, 2017)
.....		Ryan Davis vs Mississippi State (Sep 30, 2017)
.....		Will Hastings vs Mississippi State (Sep 30, 2017)
.....		Ryan Davis vs Ole Miss (Oct 07, 2017)
.....		Darius Slayton vs Ole Miss (Oct 07, 2017)
.....		Will Hastings at LSU (Oct 14, 2017)
.....		Darius Slayton at Arkansas (Oct 21, 2017)
.....		Devan Barrett at Arkansas (Oct 21, 2017)
.....		Ryan Davis at Texas A&M (Nov 04, 2017)
.....		Kerryon Johnson at Texas A&M (Nov 04, 2017)
.....		Darius Slayton at Texas A&M (Nov 04, 2017)
.....		Ryan Davis vs Georgia (Nov 11, 2017)
.....		Kerryon Johnson vs Georgia (Nov 11, 2017)
.....		Darius Slayton vs Georgia (Nov 11, 2017)
.....		Darius Slayton vs Louisiana-Monroe (Nov 18, 2017)
.....		Kam Martin vs Louisiana-Monroe (Nov 18, 2017)
.....		Nate Craig-Myers vs Alabama (Nov 25, 2017)
.....		Nate Craig-Myers vs Georgia (Dec 2, 2017)
.....		Will Hastings vs UCF (Jan 1, 2018)
.....		Ryan Davis vs Ole Miss (Oct 07, 2017)
Field Goals	4	Daniel Carlson vs Georgia (Nov 11, 2017)
Long Field Goal	54	Daniel Carlson at Mizzou (Sep 23, 2017)
.....		Daniel Carlson vs Georgia (Nov 11, 2017)
Punts	8	Ian Shannon at Clemson (Sep 09, 2017)
Punting Avg.	47.4	Aidan Marshall at Texas A&M (Nov 04, 2017)
Long Punt	70	Aidan Marshall at Texas A&M (Nov 04, 2017)
Punts inside 20	3	Ian Shannon at Clemson (Sep 09, 2017)
.....		Aidan Marshall vs Alabama (Nov 25, 2017)
Long Punt Return	26	Ryan Davis vs Georgia (Nov 11, 2017)
Long Kickoff Return	70	Noah Igbiginoghene vs Ole Miss (Oct 07, 2017)
Tackles	11	Carlton Davis at Clemson (Sep 09, 2017)
Sacks	2.0	Marlon Davidson vs Georgia Southern (Sep 02, 2017)
.....		Tre' Williams vs Georgia Southern (Sep 02, 2017)
.....		Jeff Holland at LSU (Oct 14, 2017)

Tackles For Loss	3.5	Dontavius Russell vs Louisiana-Monroe (Nov 18, 2017)
Interceptions	1	Daniel Thomas vs Georgia Southern (Sep 02, 2017)
.....		Carlton Davis at Mizzou (Sep 23, 2017)
.....		Javaris Davis & Tray Matthews vs Miss St (Sep 30, 2017)
.....		Tray Matthews vs Mississippi State (Sep 30, 2017)
.....		Javaris Davis & Nick Ruffin vs ULM (Nov 18, 2017)

Opponent Team Superlatives

Rushes	47	vs Georgia Southern (Sep 02, 2017)
.....		vs Mississippi State (Sep 30, 2017)
Yards Rushing	238	vs Georgia (Dec 2, 2017)
Yards Per Rush	5.8	vs Georgia (Dec 2, 2017)
TD Rushes	2	at Clemson (Sep 09, 2017)
Pass attempts	51	vs Ole Miss (Oct 07, 2017)
Pass completions	34	vs Ole Miss (Oct 07, 2017)
Yards Passing	346	vs Ole Miss (Oct 07, 2017)
Yards Per Pass	8.3	vs Georgia (Dec 2, 2017)
TD Passes	2	at Mizzou (Sep 23, 2017)
.....		vs Ole Miss (Oct 07, 2017)
.....		at Texas A&M (Nov 04, 2017)
.....		vs Georgia (Dec 2, 2017)
.....		vs UCF (Jan 1, 2018)
Total Plays	84	vs Mississippi State (Sep 30, 2017)
Total Offense	429	vs Ole Miss (Oct 07, 2017)
Yards Per Play	6.7	vs Georgia (Dec 2, 2017)
Points	34	vs UCF (Jan 1, 2018)
Sacks By	11	at Clemson (Sep 09, 2017)
First Downs	23	vs Ole Miss (Oct 07, 2017)
Penalties	10	vs Mississippi State (Sep 30, 2017)
Penalty Yards	91	vs Georgia (Dec 2, 2017)
Turnovers	4	at Mizzou (Sep 23, 2017)
Interceptions By	1	vs Georgia Southern (Sep 02, 2017)
.....		vs Mercer (Sep 16, 2017)
.....		at Arkansas (Oct 21, 2017)
.....		vs Louisiana-Monroe (Nov 18, 2017)
.....		vs Georgia Southern (Sep 02, 2017)
Punting Avg.	46.0	vs Alabama (Nov 25, 2017)
Long Punt	64	vs Alabama (Nov 25, 2017)
Punts inside 20	4	at Clemson (Sep 09, 2017)
.....		at Mizzou (Sep 23, 2017)
.....		vs Georgia (Nov 11, 2017)
.....		vs Louisiana-Monroe (Nov 18, 2017)
Long Punt Return	75	at LSU (Oct 14, 2017)

Opponent Individual Superlatives

Rushes	23	S. Werts, vs Georgia Southern (Sep 02, 2017)
Yards Rushing	116	Milton, M., vs UCF (Jan 1, 2018)
TD Rushes	2	K. Bryant, at Clemson (Sep 09, 2017)
Long Rush	70	Russell Gage, at LSU (Oct 14, 2017)
Pass attempts	51	Shea Patterson, vs Ole Miss (Oct 07, 2017)
Pass completions	34	Shea Patterson, vs Ole Miss (Oct 07, 2017)
Yards Passing	346	Shea Patterson, vs Ole Miss (Oct 07, 2017)
TD Passes	2	Lock, Drew, at Mizzou (Sep 23, 2017)
.....		Shea Patterson, vs Ole Miss (Oct 07, 2017)
.....		Nick Starkel, at Texas A&M (Nov 04, 2017)
.....		Jake Fromm, vs Georgia (Dec 2, 2017)
Long Pass	70	Garrett Smith, vs Louisiana-Monroe (Nov 18, 2017)
Receptions	10	Johnson, Johnathan, at Mizzou (Sep 23, 2017)
.....		A.J. Brown, vs Ole Miss (Oct 07, 2017)
Yards Receiving	150	DJ Chark, at LSU (Oct 14, 2017)
TD Receptions	2	D.K. Metcalf, vs Ole Miss (Oct 07, 2017)
.....		Damion Ratley, at Texas A&M (Nov 04, 2017)
Long Reception	70	Brian Williams, vs Louisiana-Monroe (Nov 18, 2017)
Field Goals	2	Connor Culp, at LSU (Oct 14, 2017)
.....		Connor Limpert, at Arkansas (Oct 21, 2017)
.....		Daniel LaCamera, at Texas A&M (Nov 04, 2017)
.....		R. Blankenship, vs Georgia (Dec 2, 2017)
.....		Wright, Matthew, vs UCF (Jan 1, 2018)
Long Field Goal	47	R. Blankenship, vs Georgia (Nov 11, 2017)
Punts	11	M. Flynn, vs Georgia Southern (Sep 02, 2017)
Punting Avg.	46.0	JK Scott, vs Alabama (Nov 25, 2017)
Long Punt	64	JK Scott, vs Alabama (Nov 25, 2017)
Punts inside 20	4	Spiers, at Clemson (Sep 09, 2017)
.....		Fatony, Corey, at Mizzou (Sep 23, 2017)
.....		C. Nizialek, vs Georgia (Nov 11, 2017)
.....		Harrison Heim, vs Louisiana-Monroe (Nov 18, 2017)
Long Punt Return	75	DJ Chark, at LSU (Oct 14, 2017)
Long Kickoff Return	100	De'Vion Warren, at Arkansas (Oct 21, 2017)
Tackles	15	Devin White, at LSU (Oct 14, 2017)
Sacks	4.0	A. Bryant, at Clemson (Sep 09, 2017)
Tackles For Loss	4.0	A. Bryant, at Clemson (Sep 09, 2017)
Interceptions	1	by 6 players

2017 PLAYS OF 20+ YARDS

Yards	Type	Player(s)	Opponent	Qtr.
75*	Pass	Ryan Davis from Jarrett Stidham	Ole Miss	1
72	KOR	Noah Igbino ghene	UCF (Peach)	3
70	KOR	Noah Igbino ghene	Ole Miss	3
67*	Rush	Malik Willis	Mississippi State	4
62	Rush	Malik Willis	ULM	4
62*	Pass	Darius Slayton from Ryan Davis	Arkansas	3
61	Rush	Kam Martin	Georgia Southern	4
60*	Rush	Kerryon Johnson	Georgia Southern	1
59	Rush	Kerryon Johnson	Mississippi State	1
58	Pass	Kyle Davis from Jarrett Stidham	Missouri	1
57*	Pass	Nate Craig Myers from Jarrett Stidham	Missouri	3
57	Pass	Eli Stove from Jarrett Stidham	Mississippi State	3
55*	Pass	Kerryon Johnson from Jarrett Stidham	Georgia	4
53*	Pass	Darius Slayton from Jarrett Stidham	Texas A&M	2
52	Pass	Ryan Davis from Jarrett Stidham	LSU	1
52	Pass	Kyle Davis from Jarrett Stidham	Mississippi State	4
50*	Pass	Darius Slayton from Jarrett Stidham	ULM	2
50	Pass	Darius Slayton from Jarrett Stidham	Arkansas	1
49*	Pass	Will Hastings from Jarrett Stidham	LSU	1
49	Pass	Darius Slayton from Jarrett Stidham	Mississippi State	1
48	Rush	Malik Willis	Arkansas	4
48*	Rush	Kerryon Johnson	Ole Miss	2
47*	Pass	Will Hastings from Jarrett Stidham	Mississippi State	2
47	Rush	Kam Martin	Missouri	2
46	Pass	Darius Slayton from Jarrett Stidham	Texas A&M	3
46	Pass	Will Hastings from Jarrett Stidham	Missouri	1
45*	INT	Nick Ruffin	ULM	4
45	Rush	Eli Stove	Arkansas	2
42*	Pass	Darius Slayton from Jarrett Stidham	Georgia	2
41*	Pass	Kam Martin from Jarrett Stidham	ULM	3
38*	Rush	Kamryn Pettway	Arkansas	3
38	Pass	Kyle Davis from Jarrett Stidham	Mercer	4
38	Pass	Will Hastings from Jarrett Stidham	Mercer	2
37	Pass	Marquis McClain	Georgia	4
37*	INT	Javaris Davis	Mississippi State	4
36*	Rush	Kam Martin	Georgia Southern	2
35	Pass	Ryan Davis from Jarrett Stidham	Texas A&M	1
34	Rush	Kerryon Johnson	Georgia Southern	2
33	Fumble	Marlon Davidson	Missouri	2
32*	Pass	Ryan Davis from Jarrett Stidham	Georgia	3
31	Rush	Kam Martin	ULM	3
31	Pass	Kyle Davis from Jarrett Stidham	Ole Miss	2
31	Rush	Eli Stove	Missouri	3
31	KOR	Noah Igbino ghene	UCF (Peach)	3
30	Rush	Eli Stove	Georgia	3
30	Rush	Eli Stove	Mississippi State	3
30	Pass	Will Hastings from Jarrett Stidham	UCF (Peach)	4
29	Pass	Ryan Davis from Jarrett Stidham	Georgia	3
29	Pass	Eli Stove from Jarrett Stidham	Texas A&M	3
29	KOR	Noah Igbino ghene	Arkansas	1
29	KOR	Javaris Davis	Georgia Southern	1
29	Pass	Darius Slayton from Jarrett Stidham	UCF (Peach)	3
27	Pass	Will Hastings from Jarrett Stidham	Mercer	1
26	Pass	Eli Stove from Jarrett Stidham	Georgia	1
26	PR	Ryan Davis	Georgia	3
26	Pass	Darius Slayton from Jarrett Stidham	Arkansas	3
26	Pass	Nate Craig-Myers from Jarrett Stidham	Arkansas	2
26	Rush	Kerryon Johnson	Ole Miss	1
26	Rush	Kerryon Johnson	Ole Miss	3
26	Rush	Eli Stove	Ole Miss	4
26	KOR	Noah Igbino ghene	Mississippi State	1
26	Pass	Nate Craig-Myers from Jarrett Stidham	UCF (Peach)	1
26*	Pass	Will Hastings from Jarrett Stidham	UCF (Peach)	3
25	Pass	Nate Craig-Myers from Jarrett Stidham	Alabama	1
25	Pass	Ryan Davis from Jarrett Stidham	Alabama	3
25	Pass	Ryan Davis from Jarrett Stidham	Alabama	3
25	Pass	Darius Slayton from Jarrett Stidham	LSU	1
25	PR	Stephen Roberts	Clemson	4
24	KOR	Noah Igbino ghene	ULM	4
24	Rush	Jarrett Stidham	Texas A&M	3
24	Pass	Darius Slayton from Jarrett Stidham	UCF (Peach)	1
23	Pass	Darius Slayton from Jarrett Stidham	Alabama	1
23	Pass	Ryan Davis from Jarrett Stidham	Alabama	2
23	KOR	Noah Igbino ghene	LSU	4
23	KOR	Noah Igbino ghene	Mississippi State	1
23	Pass	Nate Craig-Myers from Jarrett Stidham	Clemson	1
23	Pass	Ryan Davis from Jarrett Stidham	Mercer	3
23	KOR	Noah Igbino ghene	UCF (Peach)	2
22	Rush	Kerryon Johnson	ULM	3
22	Rush	Kerryon Johnson	Texas A&M	4
22	Pass	Will Hastings from Jarrett Stidham	Arkansas	1
22	Rush	Kamryn Pettway	Mercer	4
21	Pass	Chandler Cox from Jarrett Stidham	Georgia	1
21	KOR	Noah Igbino ghene	Alabama	3
21	Pass	Darius Slayton from Jarrett Stidham	ULM	1
21	KOR	Noah Igbino ghene	Texas A&M	2
21	KOR	Noah Igbino ghene	Missouri	4
21	Rush	Eli Stove	Missouri	3
20	KOR	Noah Igbino ghene	Georgia	3
20	Pass	Will Hastings from Jarrett Stidham	Alabama	3
20	Rush	Kerryon Johnson	LSU	1
20	Pass	Darius Slayton from Jarrett Stidham	Ole Miss	2
20	Pass	Kerryon Johnson from Jarrett Stidham	Ole Miss	3
20	Pass	Eli Stove from Jarrett Stidham	Mercer	3

PLAY BREAKDOWN

BY PLAY

Rush	25
Kickoff Return	15
Pass	50
Punt Return	2
Interception Return	2
Fumble Return	1
Missed Field Goal Return	0

BY GAME

Georgia Southern	5
at Clemson	2
Mercer	6
at Missouri	8
Mississippi State	10
Ole Miss	9
at LSU	5
at Arkansas	9
at Texas A&M	7
Georgia	6
ULM	8
Alabama	7
vs. Georgia (SEC)	4
vs. UCF (Peach)	9

BY QUARTER

1st	27
2nd	17
3rd	32
4th	19

RUSHING

Kerryon Johnson	9
Kam Martin	4
Kamryn Pettway	2
Jarrett Stidham	1
Eli Stove	6
Malik Willis	3

PASSING

Jarrett Stidham	48
Ryan Davis	1
Malik Willis	1

RECEIVING

Nate Craig-Myers	5
Chandler Cox	1
Kyle Davis	4
Ryan Davis	9
Will Hastings	9
Kerryon Johnson	2
Kam Martin	1
Marquis McClain	1
Darius Slayton	13
Eli Stove	4

KICKOFF RETURN

Javaris Davis	1
Noah Igbino ghene	14

PUNT RETURN

Ryan Davis	1
Stephen Roberts	1

INTERCEPTION RETURN

Javaris Davis	1
Nick Ruffin	1

FUMBLE RETURN

Marlon Davidson	1
-----------------	---

CAREER RECORDS UPDATE

NCAA FBS Career Field Goals Made

Player	Seasons	Pct	FGA	FGM
1. Zane Gonzalez, Arizona State	2013-16	.828	116	96
2. Daniel Carlson, Auburn	2014-17	.807	114	92

NCAA FBS Career Points (Kicker)

Player	Seasons	Pts
1. Zane Gonzalez, Arizona State	2013-16	494
2. Daniel Carlson, Auburn	2014-17	480

NCAA FBS Career Points (All Players)

Player	Seasons	Pts
1. Keenan Reynolds, Navy	2012-15	530
2. Kenneth Dixon, Louisiana Tech	2012-15	522
3. Montee Ball, Wisconsin	2009-12	500
4. Zane Gonzalez, Arizona State	2013-16	494
5. Daniel Carlson, Auburn	2014-17	480

NCAA FBS Most Games with 3-plus Field Goals

Player	Seasons	Games
1. Daniel Carlson, Auburn	2014-17	15
Zane Gonzalez, Arizona State	2013-16	15

SEC Career Scoring

Player	Seasons	TD	FG	PAT	Pts
1. Daniel Carlson, Auburn	2014-17	1	92	198	480
2. Blair Walsh, Georgia	2008-11	0	76	184	412
3. Billy Bennett, Georgia	2000-03	0	87	148	409
4. Marshall Morgan, Georgia	2012-15	0	64	215	407
5. Leigh Tiffin, Alabama	2006-09	0	83	136	385

SEC Career Field Goals Made

Player	Seasons	Pct	FGA	FGM
1. Daniel Carlson, Auburn	2014-17	.807	114	92
2. Billy Bennett, Georgia	2000-03	.791	110	87
3. Leigh Tiffin, Alabama	2006-09	.748	111	83

SEC Career Field Goals Attempted

Player	Seasons	Pct	FGA	FGM
1. Daniel Carlson, Auburn	2014-17	.807	114	92
2. Leigh Tiffin, Alabama	2006-09	.748	111	83
3. Billy Bennett, Georgia	2000-03	.791	110	87

SEC Career PAT Made

Player	Seasons	Pct	Att	Made
1. Marshall Morgan, Georgia	2012-15	.977	220	215
2. Colt David, LSU	2005-08	.985	204	201
3. Daniel Carlson, Auburn	2014-17	1.000	198	198

Scoring

Player	Seasons	TD	FG	PAT	Pts
1. Daniel Carlson	2014-17	1	92	198	480
2. Wes Byrum	2007-10	0	60	183	363

Most Points Kicking

Player	Seasons	FG	PAT	Pts
1. Daniel Carlson	2014-17	92	198	474
2. Wes Byrum	2007-10	60	183	363

Field Goals Made

Player	Seasons	Pct	FGA	FGM
1. Daniel Carlson	2014-17	.807	114	92

Field Goals Attempted

Player	Seasons	FGM	FGA
1. Daniel Carlson	2014-17	92	114

Field Goal Percentage (Min. 10 Made)

Player	Seasons	FGM	FGA	Pct
1. Daniel Carlson	2014-17	92	114	.807
2. Scott Etheridge	1992-93	34	43	.791
3. Matt Hawkins	1994-95	26	33	.788

PAT Made

Player	Seasons	Pct	Att	Made
1. Daniel Carlson	2014-17	1.000	198	198
2. Wes Byrum	2007-10	.984	186	183
3. John Vaughn	2003-06	.994	163	162

PAT Attempted

Player	Seasons	Made	Pct	Att
1. Daniel Carlson	2014-17	198	1.000	198
2. Wes Byrum	2007-10	183	.984	186
3. John Vaughn	2003-06	162	.994	163

PAT Percentage (Min. 30 made)

Player	Seasons	Made	Att	Pct
1. Daniel Carlson	2014-17	198	198	1.000
Damon Duval	1999-02	125	125	1.000
Scott Etheridge	1992-93	65	65	1.000

All-Purpose Yards

Player	Seasons	Rush	Rec	KR	PR	Yards
1. James Brooks	1977-80	3523	219	1726	128	5596
2. Carnell Williams	2001-04	3831	342	609	302	5084
3. Bo Jackson	1982-85	4303	272	317	0	4892
4. Onterio McCalebb	2009-12	2586	620	1360	0	4566
5. Joe Cribbs	1976-79	3368	268	597	328	4561
6. Tre Mason	2011-13	2979	249	1107	0	4335
7. Thomas Bailey	1991-94	-5	1243	1520	1170	3928
8. Ben Tate	2006-09	3321	336	186	0	3843
9. Brent Fullwood	1983-86	2789	77	892	0	3758
10. Kerryon Johnson	2015-17	2494	478	653	0	3625

Rushing Yardage

Player	Seasons	Att	Avg	Yards
1. Bo Jackson	1982-85	650	6.62	4303
2. Carnell Williams	2001-04	741	5.17	3831
3. James Brooks	1977-80	621	5.67	3523
4. Joe Cribbs	1976-79	657	5.13	3368
5. Ben Tate	2006-09	678	4.90	3321
6. Tre Mason	2011-13	516	5.77	2979
7. Stephen Davis	1993-95	488	5.76	2811
8. Brent Fullwood	1983-86	390	7.15	2789
9. Ronnie Brown	2000-04	513	5.28	2707
10. Onterio McCalebb	2009-12	406	6.37	2586
11. Kerryon Johnson	2015-17	519	4.81	2494
12. Stacy Danley	1987-90	526	4.61	2427

Rushing Touchdowns

Player	Seasons	Att	Yards	Avg	TD
1. Carnell Williams	2001-04	741	3831	5.17	45
2. Bo Jackson	1982-85	650	4303	6.62	43
3. Joe Cribbs	1976-79	657	3368	5.13	34
4. Tre Mason	2011-13	516	2979	5.77	32
Kerryon Johnson	2015-17	519	2494	4.81	32

CAREER RECORDS UPDATE

Total Touchdowns Scored

Player	Seasons	Rush/Rec/KR/PR	Tot
1. Carnell Williams	2001-04	45/1/0/0	46
2. Bo Jackson	1982-85	43/2/0/0	45
3. Joe Cribbs	1976-79	34/1/0/0	35
Tre Mason	2011-13	32/1/2/0	35
5. Stephen Davis	1993-95	30/4/0/0	34
Kerryon Johnson	2015-17	32/2/0/0	34

Rushing Attempts

Player	Seasons	Yards	Avg	Att
1. Carnell Williams	2001-04	3831	5.31	741
2. Ben Tate	2006-09	3321	4.90	678
3. Joe Cribbs	1976-79	3368	5.13	657
4. Bo Jackson	1982-85	4303	6.62	650
5. James Brooks	1977-80	3523	5.67	621
6. Stacy Danley	1987-90	2427	4.61	526
7. Kerryon Johnson	2015-17	2494	4.81	519
8. Tre Mason	2011-13	2979	5.77	516
9. Stephen Davis	1993-95	2811	5.76	488

Receptions

Player	Seasons	Yards	Avg	Rec
1. Courtney Taylor	2003-06	2098	13.71	153
2. Karsten Bailey	1995-98	2174	14.49	150
3. Terry Beasley	1969-71	2507	17.78	141
4. Tyrone Goodson	1993-97	2283	16.79	136
5. Emory Blake	2009-12	2022	15.80	128
6. Frank Sanders	1991-94	1998	16.51	121
7. Darvin Adams	2008-10	1978	17.20	115
8. Rodgeriquus Smith	2004-08	1598	14.02	114
9. Ryan Davis	2015-17	1009	9.26	109
10. Greg Taylor	1987-90	1217	11.93	102
11. Freddy Weygand	1984-88	1946	19.66	99
12. Ricardo Louis	2012-15	1338	13.65	98
13. Ben Obomanu	2002-05	1313	13.54	97

Receptions (Running Back)

Player	Seasons	Yards	Avg	Rec
1. Mario Fannin	2007-10	985	10.15	97
2. James Joseph	1986-90	725	10.51	69
3. Onterio McCalebb	2009-12	620	9.84	63
4. Ronnie Brown	2001-04	667	11.70	57
5. Kerryon Johnson	2015-17	478	8.69	55

Receiving Yardage (Running Back)

Player	Seasons	Rec	Yards
1. Mario Fannin	2007-10	97	985
2. James Joseph	1986-90	69	725
3. Ronnie Brown	2001-04	57	667
4. Onterio McCalebb	2009-12	63	620
5. Carl Stewart	2004-07	39	612
6. Carnell Williams	2001-04	43	492
7. Kerryon Johnson	2015-17	55	478

Touchdown Receptions (Running Back)

Player	Seasons	Rec	TD
1. Mario Fannin	2007-10	97	9
2. James Brooks	1978-80	18	4
3. Onterio McCalebb	2009-12	45	3
Brad Lester	2005-08	26	3
Tre Smith	2002-06	26	3
Fred Beasley	1995-97	31	3
Stephen Davis	1994-95	22	3
Harold Morrow	1994-95	46	3
Tommie Agee	1983-86	28	3
Mickey Zofko	1970	34	3
-- Kerryon Johnson	2015-17	54	2

SINGLE SEASON RECORDS UPDATE

All-Purpose Yards

Player	Season	Rush	Rec	KR	PR	Yards
1. Tre Mason	2013	1816	163	395	0	2374
2. Bo Jackson	1985	1786	73	0	0	1859
3. James Brooks	1979	1208	15	577	0	1800
4. Cameron Artis-Payne	2014	1608	147	0	0	1755
5. Carnell Williams	2004	1165	152	150	251	1718
6. James Brooks	1980	1314	63	226	56	1659
7. Carnell Williams	2003	1307	20	269	51	1647
8. Rudi Johnson	2000	1567	70	0	0	1637
9. Ben Tate	2009	1362	105	139	0	1606
10. Kerryon Johnson	2017	1391	194	0	0	1585

Rushing Yardage

Player	Year	Att	Avg	Yards
1. Tre Mason	2013	317	5.73	1816
2. Bo Jackson	1985	278	6.42	1786
3. Cameron Artis-Payne	2014	303	5.31	1608
4. Rudi Johnson	2000	324	4.84	1567
5. Cam Newton	2010	264	5.62	1473
6. Brent Fullwood	1986	167	8.33	1391
Kerryon Johnson	2017	285	4.88	1391
8. Ben Tate	2009	263	5.18	1362
9. James Brooks	1980	261	5.03	1314
10. Carnell Williams	2003	241	5.42	1307

Rushing Touchdowns

Player	Season	Att	Yards	Avg	TD
1. Tre Mason	2013	172	1068	6.21	23
2. Cam Newton	2010	264	1473	5.62	20
3. Kerryon Johnson	2017	285	1391	4.88	18
4. Bo Jackson	1985	278	1786	6.42	17
Carnell Williams	2003	241	1307	5.42	17

Rushing Yards Per Game

Player	Year	GP	Yards	Yds/Game
1. Bo Jackson	1985	11	1786	162.4
2. Rudi Johnson	2000	12	1567	130.6
3. Tre Mason	2013	14	1816	129.7
4. Brent Fullwood	1986	11	1391	126.5
5. Cameron Artis-Payne	2014	13	1608	123.7
6. Kamryn Pettway	2016	10	1224	122.4
7. Joe Cribbs	1978	10	1205	120.5
8. James Brooks	1980	11	1314	119.5
9. Kerryon Johnson	2017	12	1391	115.9

Passing Yardage

Player	Year	Att	Comp	Pct	Yards
1. Dameyune Craig	1997	403	216	.536	3277
2. Jarrett Stidham	2017	370	246	.665	3158
3. Cam Newton	2010	280	185	.661	2854
4. Jason Campbell	2004	270	188	.696	2700

Passing Yardage Per Game

Player	Year	Yards	Games	Yds/Gm
1. Dameyune Craig	1997	3277	12	273.1
2. Pat Sullivan	1970	2586	10	258.6
3. Patrick Nix	1995	2574	11	234.0
4. Jarrett Stidham	2017	3158	14	225.6
5. Brandon Cox	2005	2324	11	211.3
6. Dameyune Craig	1996	2296	11	208.7

Yards Per Attempt (min. 150 Attempts)

Player	Year	Att	Yards	Yds/Att
1. Cam Newton	2010	280	2854	10.193
2. Jason Campbell	2004	270	2700	10.000
3. Pat Sullivan	1970	281	2586	9.203
4. Ben Leard	1999	157	1423	9.064
5. Nick Marshall	2014	293	2532	8.642
6. Jarrett Stidham	2017	370	3158	8.535

Completion Percentage (Min. 100 Attempts)

Player	Year	Att	Comp	Pct
1. Ben Leard	1999	157	111	.707
2. Jason Campbell	2004	270	188	.696
3. Jeff Burger	1987	267	178	.667
4. Jarrett Stidham	2017	370	246	.665
5. Cam Newton	2010	280	185	.661
6. Sean White	2016	208	133	.639
7. Jason Campbell	2002	149	94	.631

Pass Completions

Player	Year	Att	Yards	Comp
1. Jarrett Stidham	2017	370	3158	246
2. Dameyune Craig	1997	403	3277	216

Pass Completions Per Game

Player	Year	Comp	Games	Comp/Gm
1. Patrick Nix	1995	201	11	18.273
2. Dameyune Craig	1997	216	12	18.000
3. Jeff Burger	1987	178	10	17.800
4. Jarrett Stidham	2017	246	14	17.571
5. Pat Sullivan	1970	167	10	16.700
6. Stan White	1990	180	11	16.364
7. Pat Sullivan	1971	162	10	16.200

Touchdown Passes

Player	Year	Att	Comp	Yards	TD
1. Cam Newton	2010	280	185	2854	30
2. Chris Todd	2009	328	198	2612	22
3. Nick Marshall	2014	293	178	2532	20
Jason Campbell	2004	270	188	2700	20
Pat Sullivan	1971	281	162	2012	20
6. Dameyune Craig	1997	403	216	3277	18
Jarrett Stidham	2017	370	246	3158	18
8. Pat Sullivan	1970	281	167	2586	17
9. Dameyune Craig	1996	310	169	2296	16
Pat Sullivan	1969	257	123	1686	16

Highest TD/Interception Ratio (Min. 150 Att.)

Player	Year	TD	Int	Ratio
1. Ben Leard	1999	12	1	12.000
2. Cam Newton	2010	30	7	4.286
3. Chris Todd	2009	22	6	3.667
4. Randy Campbell	1982	7	2	3.500
5. Sean White	2016	9	3	3.000
Jarrett Stidham	2017	18	6	3.000
7. Nick Marshall	2014	20	7	2.857
Jason Campbell	2004	20	7	2.857
9. Nick Marshall	2013	14	6	2.333

Passing Efficiency (Min. 100 Attempts)

Player	Year	Comp	Att	Pct	Yards	TD	Int	Rating
1. Cam Newton	2010	185	280	.661	2854	30	7	182.05
2. Jason Campbell	2004	188	270	.696	2700	20	7	172.89
3. Ben Leard	1999	111	157	.707	1423	12	1	170.78
4. Sean White	2016	133	208	.639	1679	9	3	152.60
5. Nick Marshall	2014	178	293	.608	2532	20	7	151.09
6. Jarrett Stidham	2017	246	370	.665	3158	18	6	150.99

Receptions

Player	Year	Yards	Avg	Rec
1. Ryan Davis	2017	815	9.70	84
2. Darvin Adams	2009	997	16.62	60

SINGLE SEASON RECORDS UPDATE

Receptions (Running Back)

Player	Year	Yards	Avg	Rec
1. Mario Fannin	2009	413	9.83	42
2. Ronnie Brown	2004	313	9.21	34
Mickey Zofko	1970	443	13.03	34
4. Onterio McCalebb	2011	344	10.75	32
5. Harold Morrow	1995	262	8.45	31
6. Tony Richardson	1993	273	9.75	28
7. James Joseph	1989	227	8.73	26
8. Kerryon Johnson	2017	194	8.08	24
9. James Joseph	1990	234	10.64	22
Wallace Clark	1970	211	9.59	22

Most Points Kicking

Player	Year	FG	PAT	Pts
1. Daniel Carlson	2016	28	44	128
2. Daniel Carlson	2017	23	51	126
3. Wes Byrum	2010	17	72	123
4. Daniel Carlson	2014	18	57	111
Cody Parkey	2013	15	66	111
6. Daniel Carlson	2015	23	40	109
7. Wes Byrum	2009	15	54	99

Field Goals Made

Player	Year	Pct	FGA	FGM
1. Daniel Carlson	2016	.875	32	28
2. Daniel Carlson	2015	.852	27	23
3. Daniel Carlson	2017	.742	31	23
4. Scott Etheridge	1992	.786	28	22
5. John Vaughn	2006	.833	24	20
6. Daniel Carlson	2014	.750	24	18

Field Goals Attempted

Player	Year	FGM	Pct	FGA
1. Daniel Carlson	2016	28	.875	32
2. Daniel Carlson	2017	23	.742	31
3. Scott Etheridge	1992	22	.786	28
4. Daniel Carlson	2015	23	.852	27

PATs Made

Player	Year	Pct	Att	Made
1. Wes Byrum	2010	.986	73	72
2. Cody Parkey	2013	.985	67	66
3. Daniel Carlson	2014	1.000	57	57
Daniel Carlson	2017	1.000	57	57
5. Wes Byrum	2009	1.000	54	54

PATs Attempted

Player	Year	Made	Pct	Att
1. Wes Byrum	2010	72	.986	73
2. Cody Parkey	2013	66	.985	67
3. Daniel Carlson	2014	57	1.000	57
Daniel Carlson	2017	57	1.000	57
5. Wes Byrum	2009	54	1.000	54

Scoring

Player	Year	TD	FG	PAT	Pts
1. Tre Mason	2013	25	0	0	150
2. Daniel Carlson	2016	1	28	44	134
3. Cam Newton	2010	21	0	0	126
Daniel Carlson	2017	0	23	57	126
5. Wes Byrum	2010	0	17	72	123
6. Kerryon Johnson	2017	20	0	0	120
7. Daniel Carlson	2014	0	18	57	111
Cody Parkey	2013	0	15	66	111

Total Offense

Player	Season	Plays	Rush	Pass	Total
1. Cam Newton	2010	544	1473	2854	4327
2. Nick Marshall	2014	446	798	2532	3330
3. Jarrett Stidham	2017	473	153	3158	3311
4. Dameyune Craig	1997	499	0	3277	3277
5. Nick Marshall	2013	411	1068	1976	3044

Sacks (starting 1981)

Player	Year	Sacks	Total Yds.
1. Nick Fairley	2010	11.5	74
2. Gary Walker	1994	11.0	69
Kevin Greene	1984	11.0	64
Craig Olgetree	1989	11.0	62
5. Dee Ford	2013	10.5	96
6. Antonio Coleman	2009	10.0	60
Gerald Robinson	1985	10.0	71
Mike Pelton	1994	10.0	61
Jeff Holland	2017	10.0	67
10. Corey Lemonier	2011	9.5	66
Quentin Groves	2006	9.5	62
Reggie Torbor	2003	9.5	64

Passing Yardage

- 3282 (1997)
- 3267 (2017)**
- 3086 (2004)
- 3002 (2010)
- 2984 (2014)

Passing Touchdowns

- 31 (2010)
- 25 (2009)
- 25 (2004)
- 24 (1971)
- 23 (2014)
- 21 (2017)**
- 20 (2013)
- 19 (2005)
- 19 (1996)
- 19 (1995)
- 19 (1999)

Pass Completions

- 255 (2017)**
- 233 (1995)
- 218 (2009)
- 217 (1997)
- 211 (2004)

Pass Completion Pct.

- 68.5 (2004)
- 66.8 (2017)**

Total Offensive Plays

- 1024 (2017)**
- 1014 (2013)
- 948 (2010)
- 939 (2014)
- 934 (2016)

Total Offensive Yards

- 7018 (2013)
- 6989 (2010)
- 6323 (2017)**
- 6305 (2014)
- 5730 (2016)

Total Offense/Game

- 501.3 (2013)
- 499.2 (2010)
- 485.0 (2014)
- 485.0 (1970)
- 451.6 (2017)**

Rushing Yards

- 4596 (2013)
- 3987 (2010)
- 3527 (2016)
- 3438 (1985)
- 3321 (2014)
- 3279 (1979)
- 3231 (1983)
- 3087 (1974)
- 3086 (1984)
- 3056 (2017)**

Rushing Touchdowns

- 48 (2013)
- 41 (2010)
- 36 (1985)
- 35 (1995)
- 35 (1986)
- 33 (2016)
- 33 (1984)
- 33 (2017)**
- 32 (2014)
- 32 (2003)
- 32 (2002)

Points Scored

- 577 (2010)
- 553 (2013)
- 474 (2017)**
- 461 (2014)

First Downs

- 344 (2010)
- 334 (2013)
- 314 (2014)
- 312 (2017)**
- 286 (2016)

Sept. 2, 2017 • SECN • Jordan-Hare Stadium (87,451) • Auburn, Ala.

Sept. 9, 2017 • ESPN • Memorial Stadium (81,799) • Clemson, S.C.

GEORGIA SOUTHERN 7

#12 AUBURN 41

GAME 1

Relying on a smothering defense that allowed only 78 yards and a powerful ground game that produced 351, Auburn beat Georgia Southern 41-7 Saturday in the Tigers 2017 season opener.

Facing a triple option offense, Kevin Steele's unit provided three options of its own: tackles for loss (12), sacks (5), and scant passing yards (8).

"I thought it was a very good win," Auburn coach Gus Malzahn said. "What stands out to me right now is our defense. Our defense was unbelievable. They were outstanding. The triple option scares you to death. Our defense got a chance to play a lot of young guys."

Kerryon Johnson and Kam Martin each rushed for 136 yards and scored touchdowns. Jarrett Stidham added a 14-yard touchdown run.

"Very pleased with our guys in the run game, and the pass game, made some plays," Malzahn said. "In both of those areas, I feel like we were balanced."

Daniel Carlson scored the season's first points on a 50-yard field goal on Auburn's opening possession.

After back-to-back three-and-outs by Auburn's defense, Johnson scored on a 60-yard run on a one-play drive that made it 10-0 Auburn with 5:11 left in the first quarter.

Georgia Southern scored its only points on a 22-yard fumble return to make it 10-7.

After Johnson's 34-yard gain, his last carry of the night, Stidham's touchdown run gave Auburn a 17-7 lead.

Martin scored from 36 to give Auburn a 24-7 halftime lead.

"When my opportunity comes, I have to make plays," Martin said. "Just keep getting better each and every week."

Stidham's first touchdown pass, a 19-yarder to Ryan Davis, put Auburn up 31-7 early in the third quarter.

Carlson's second field goal, a 37-yarder, made it 34-7 with 5:20 left in the third.

Stidham connected with Will Hastings on a 19-yard touchdown pass with 9:18 remaining for the final score.

Stidham completed 14 or 24 passes for 185 yards, two touchdowns and an interception.

Hastings led Auburn with four receptions for 68 yards and a touchdown.

Auburn averaged 6.6 yards per carry.

Georgia Southern was 0-for-15 on third down. Tre' Williams led Auburn's defense with 10 tackles and two sacks.

Five Tigers made their first starts: Stidham, offensive linemen Prince Tega Wanogho and Mike Horton, and defensive linemen Derrick Brown and Jeff Holland.

#13 AUBURN 6

#3 CLEMSON 14

GAME 2

Auburn's defense recovered two fumbles and Daniel Carlson kicked a pair of fields goals but Clemson quarterback Kelly Bryant ran for two touchdowns in No. 3 Clemson's 14-6 win.

Kamryn Pettway led Auburn with 74 yards on 22 carries. Ryan Davis made 8 receptions for 32 yards.

Jarrett Stidham completed 13-of-24 passes for 79 yards.

Carlson extended his career Auburn scoring record to 371 points, No. 7 all-time in SEC history.

"They have a great defense," Stidham said. "They're defending national champions for a reason. They did a lot of good things on defense. We just have to execute a lot better."

Carlton Davis made 11 solo tackles to lead No. 13 Auburn's defense.

"Our defense, I already knew that they were an outstanding defense," Malzahn said. "That's a very good offense. They held them to 14 points, played their guts out and gave us a chance to win it."

Bryant's 27-yard scoring run on the opening drive of the second half accounted for the final score.

In the third quarter, Marlon Davidson caused a fumble, with Tray Matthews recovering, to give the Tigers an opportunity to close the gap.

In the fourth quarter, Stephen Roberts' 25-yard punt return gave Auburn its best field position of the second half at its 45.

Both defenses limited offenses accustomed to explosive performances, with Auburn holding Clemson to 283 yards while Clemson held Auburn to 117.

Auburn sacked Clemson's quarterbacks three times while Clemson recorded 11 sacks.

The visiting Tigers led 7-6 at the half.

Auburn scored on its opening possession, consuming more than half of the first quarter on a 15-play drive resulting in Daniel Carlson's 24-yard field goal

"I thought we did some really good things that first drive," said Stidham, who connected with Nate Craig-Myers for 23 yards on third-and-14 for the drive's key play. "After that we didn't move the ball very

well, but we're going to regroup and we're going to be a better offense."

Jeremiah Dinson's fumble recovery gave Auburn the ball at Clemson's 11, setting up Carlson's 28-yard field goal with 14:17 left in the first half.

Late in the first half, Clemson drove 88 yards on 12 plays for the go-ahead score. Quarterback Kelly Bryant scored from the 3 with the extra-point giving Clemson a one-point lead at the half.

"We'll get better offensively, and we'll get this thing corrected," Malzahn said. "There's no doubt about that."

SCORING SUMMARY

Georgia Southern .. 7	0	0	0	—	7
#12 Auburn	10	14	10	7	— 41

AU - Carlson 50 yd field goal, 1st, 12:01
 AU - K. Johnson 60 yd run (Carlson kick), 1st, 5:11
 GS - Reese 22 yd fumble return (Bass kick), 1st, 0:36
 AU - Stidham 14 yd run (Carlson kick), 2nd, 8:36
 AU - Martin 36 yd run (Carlson kick), 2nd, 4:52
 AU - R. Davis 19 yd pass from Stidham (Carlson kick), 3rd, 10:56
 AU - Carlson 37 yd field goal, 3rd, 5:20
 AU - Hastings 19 yd pass from Stidham (Carlson kick), 4th, 9:18

TEAM STATISTICS

	GS	AU
First Downs	8	25
Rushes-Yards	47-70	53-351
Passing Yards	8	184
Comp-Att-Int	4-9-1	15-26-1
Total Plays-Yards	56-78	79-535
Punts-Avg.	11-38.9	1-42.0
Fumbles-Lost	0-0	4-2
Penalties-Yards	3-15	4-42
3rd Down Conv.	0-of-15	6-of-16
Time of Possession	29:28	30:32

INDIVIDUAL STATISTICS

RUSHING: (GS) - Ramsby 11-33, Fields 11-21, Werts 23-16, Godfrey 1-1, Campbell 1(-1). (AU) - Martin 14-136 (TD), K. Johnson 16-136 (TD), Barrett 5-26, Stidham 9-17 (TD), Miller 3-15, Igbinoehene 1-11, Stove 2-7, Adams 2-6, TEAM 1(-3).
PASSING: (GS) - Werts 4-8-1-8. (AU) - Stidham 14-24-1-185 (2 TD), Adams 1-2-0(-1).
RECEIVING: (GS) - Fields 2(-4), Fortune 1-7, Richardson 1-5. (AU) - Hastings 4-68 (TD), Slayton 3-43, Stove 3-22, R. Davis 2-23 (TD), Cannella 1-19, Martin 1-10, Igbinoehene 1(-1).

SCORING SUMMARY

#13 Auburn	3	3	0	0	—	6
#3 Clemson	0	7	7	0	—	14

AU - Carlson 24 yd field goal, 1st, 7:13
 AU - Carlson 28 yd field goal, 2nd, 14:17
 CU - Bryant 3 yd run (Huegel kick), 2nd, 0:48
 CU - Bryant 27 yd run (Huegel kick), 3rd, 11:48

TEAM STATISTICS

	AU	CU
First Downs	13	18
Rushes-Yards	42-38	36-96
Passing Yards	79	185
Comp-Att-Int	13-24-0	20-31-0
Total Plays-Yards	66-117	67-281
Punts-Avg.	8-40.5	6-42.7
Fumbles-Lost	1-0	2-2
Penalties-Yards	5-40	8-60
3rd Down Conv.	6-of-18	9-of-16
Time of Possession	32:25	27:35

INDIVIDUAL STATISTICS

RUSHING: (AU) - Pettway 22-74, Stove 1-6, Cox 1-0, Stidham 18(-42). (CU) - Bryant 19-59 (2 TD), Choice 7-17, Feaster 3-15, Fuller 4-9, Cooper 1-0, TEAM 2(-4).
PASSING: (AU) - Stidham 13-24-0-79. (CU) - Bryant 19-29-0-181, Cooper 1-2-0-4.
RECEIVING: (AU) - R. Davis 8-32, Hastings 2-12, Craig Myers 1-23, K. Davis 1-7, Martin 1-5. (CU) - Renfrow 9-62, McCloud 6-81, Cain 2-27, Powell 1-6, Rodgers 1-5, Choice 1-4.

Sept. 16, 2017 • SECN-A • Jordan-Hare Stadium (87,033) • Auburn, Ala.

	MERCER	10
#15	AUBURN	24

GAME 3

Quarterback Jarrett Stidham played easily his best game as an Auburn Tiger. Kamryn Pettway rushed for three touchdowns. But it was the Auburn defense that stood out once again and forced a key three-and-out in the fourth quarter that helped propel the Tigers past Mercer, 24-10, on Saturday.

Mercer had cut the lead to seven and had a chance to tie the game with a touchdown, but the defense was having none of it. On first down, Byron Cowart and Big Kat Bryant stopped the running back for a loss of three. After an incomplete pass on second down, Derrick Brown got pressure on the quarterback and knocked the pass down on third down. And backed up deep in their own territory, the Bears were forced to punt.

"I felt like that was a very big drive for us," Brown said. "Every single drive is big for us, but getting off the field three-and-out, that's a big deal."

When Auburn got the ball back, the offense marched down the field and put the game out of reach with a four-yard touchdown run from Pettway. It was Pettway's third touchdown on the day and second out of the Wildcat position. He finished with 128 yards on the ground and also caught three passes for 32 yards.

It was a signature day for Stidham, too, who went 32 of 37 through the air for 367 yards and connected with nine different receivers.

Auburn outgained Mercer, 510 to 246, but five turnovers by Auburn -- four fumbles and one interception -- allowed the Bears to hang around into the fourth quarter.

"I feel like we moved the football and did some good things," Auburn coach Gus Malzahn said after the game. "I don't remember the last time we had a quarterback [go] 32 for 37. That's a positive sign. But the underlying thing that's really carrying with me is the five turnovers.

"I'm the head coach. We have to solve that. It starts with me. I have to solve that. We're going to get hard on that. It is uncharacteristic, but if you put that aside, there are some good things that you can carry on to conference play."

Defensively, Jeremiah Dinson and Tre' Williams led Auburn with six

SCORING SUMMARY

Mercer	0	3	0	7	—	10
#15 Auburn	7	3	7	7	—	24

AU - Pettway 4 yd run (Carlson kick), 1st, 1:03
 MU - Fisher 21 yd FG, 2nd, 5:09
 AU - Carlson 29 yd FG, 2nd, 0:37
 AU - Pettway 9 yd run (Carlson kick), 3rd, 8:06
 MU - Irvin 7 yd pass from Riley (Fisher kick), 4th, 13:48
 AU - Pettway 4 yd run (Carlson kick), 4th, 4:50

TEAM STATISTICS

	MU	AU
First Downs	12	26
Rushes-Yards	35-100	43-146
Passing Yards	146	364
Comp-Att-Int	20-32-0	32-37-1
Total Plays-Yards	67-246	80-510
Punts-Avg.	8-41.5	2-36.5
Fumbles-Lost	0-0	5-4
Penalties-Yards	2-30	6-65
3rd Down Conv.	6-of-18	12-of-17
Time of Possession	32:08	27:52

INDIVIDUAL STATISTICS

RUSHING: (MU) - Leggett 11-39, Mitchell 11-30, Riley 4-16, Lakes 8-13, Brumby 1-2. (AU) - Pettway 34-128 (3 TD), Stidham 7-23, TEAM 2-(-5).

PASSING: (MU) - Riley 20-32-0-146 (TD). (AU) - Stidham 32-37-1-364.

RECEIVING: (MU) - Irvin 6-65 (TD), Walker 6-33, Mitchell 4-31, Curtis 2-6, Lakes 1-6, Ward 1-5. (AU) - R. Davis 9-68, Stove 4-45, Hastings 3-71, K. Davis 3-62, Craig-Myers 3-40, Pettway 3-32, Igbinoghene 3-24, Barrett 3-17, Cannella 1-5.

tackles apiece, and thanks to seven tackles for loss, the Tigers held Mercer to 3.7 yards per play. Freshman Traivon Leonard made the game-clinching stop on fourth down with less than two minutes remaining.

Fellow freshmen Noah Igbinoghene and Devan Barrett also made contributions on offense. Igbinoghene caught three passes for 24 yards, and Barrett added three grabs for 17 yards. In all, 11 freshmen participated for the Tigers on Saturday.

Sept. 16, 2017 • SECN-A • Jordan-Hare Stadium (87,033) • Auburn, Ala.

#15	AUBURN	51
	MISSOURI	14

GAME 4

Saturday marked Auburn's first trip to Missouri in program history, and after a convincing 51-14 win, it's likely the visiting Tigers can't wait to come back. They dominated in all three phases and secured their first SEC victory of the season.

After struggling at times the past couple weeks, the offense put together its best performance through the first four games. On the first play from scrimmage, Jarrett Stidham connected with Kyle Davis for 58 yards -- the longest pass play of the season for Auburn. The drive was capped by a Kerryon-Johnson touchdown run, a theme for the rest of the night.

Johnson, playing for the first time since the season opener, ran for 48 yards and five touchdowns -- one shy of the Auburn single-game record set by Carnell "Cadillac" Williams in 2003. As a team, the Tigers rushed for 263 yards.

Stidham had another solid day through the air as he went 13 of 17 for 218 yards and threw a 57-yard strike to Nate Craig-Myers for his lone touchdown of the game. Late in the third quarter, he gave way to true freshman Malik Willis, who got his first snaps at quarterback and finished the game for Auburn.

The defense might not have played up to its standard, allowing 340 total yards, but it was still another impressive effort by a unit that came in No. 2 nationally in total defense. The performance was highlighted by six tackles for loss, two sacks and four turnovers.

The first turnover came on Missouri's second drive when Carlton Davis pulled in his first interception of the season. Then early in the second quarter, Jeff Holland hit Drew Lock as he was attempting to throw the ball. Teammate Marlon Davidson picked up the loose football and returned it 33 yards to set up another Auburn touchdown. In the second half, Montavious Atkinson forced a fumble that was recovered by Daniel Thomas. And on Missouri's last drive, true freshmen Jordyn Peters sacked

the quarterback, knocked the ball out and fellow freshmen Tyrone Truesdell pounced on the loose football.

Even the special teams got back on the right track Saturday. Kicker Daniel Carlson, who had missed some kicks to begin the season, looked like the Lou Groza Award finalist from a year ago as he made all three of his field-goal attempts from 41, 52 and 54 yards.

SCORING SUMMARY

#15 Auburn	14	17	3	—	51
Missouri	0	7	0	7	— 14

AU - K. Johnson 1 yd run (Carlson kick), 1st, 10:44
 AU - K. Johnson 2 yd run (Carlson kick), 1st, 8:07
 AU - K. Johnson 1 yd run (Carlson kick), 2nd, 13:32
 AU - K. Johnson 7 yd run (Carlson kick), 2nd, 7:45
 MU - Crockett 19 yd pass from Lock (McCann kick), 2nd, 4:06
 AU - Carlson 41 yd field goal, 2nd, 1:45
 AU - K. Johnson 1 yd run (Carlson kick), 3rd, 10:35
 AU - Craig-Myers 57 yd pass from Stidham (Carlson kick), 3rd, 9:21
 AU - Carlson 52 yd field goal, 3rd, 2:25
 AU - Carlson 54 yd field goal, 4th, 13:24
 MU - Moore 25 yd pass from Lock (McCann kick), 4th, 12:15

TEAM STATISTICS

	AU	MU
First Downs	22	21
Rushes-Yards	53-263	31-124
Passing Yards	219	216
Comp-Att-Int	16-21-0	23-39-1
Total Plays-Yards	74-482	70-340
Punts-Avg.	3-39.3	6-38.5
Fumbles-Lost	0-0	3-3
Penalties-Yards	5-50	7-55
3rd Down Conv.	7-of-15	4-of-13
Time of Possession	34:20	25:40

INDIVIDUAL STATISTICS

RUSHING: (AU) - Martin 9-74, Stove 3-56, K. Johnson 18-48 (5 TD), Miller 9-40, Stidham 5-35, Willis 7-11, Barrett 1-0, Team 1-(-1). (MU) - Crockett 13-57, Rountree 4-32, Witter 7-22, Lock 5-9, Fatony 1-3, Collins 1-1.

PASSING: (AU) - Stidham 13-17-0-218 (TD), Willis 3-4-0-1. (MU) - Lock 23-39-1-216 (2 TD).

RECEIVING: (AU) - R. Davis 4-21, Craig-Myers 2-61 (TD), Hastings 2-59, K. Johnson 2-15, K. Davis 1-58, Stove 1-3, Miller 1-3, Barrett 1-1, King 1-0, Igbinoghene 1-(-2). (MU) - Johnson 10-85, Moore 2-35 (TD), Okwuegbunam 2-26, Mason 2-19, Floyd 2-14, Crocket 1-19 (TD), Reese 1-8, Blanton 1-7, Brown 1-5, Witter 1-(-2).

Sept. 30, 2017 • ESPN • Jordan-Hare Stadium (86,901) • Auburn, Ala.

Oct. 7, 2017 • SECN • Jordan-Hare Stadium (86,700) • Auburn, Ala.

#24	MISSISSIPPI STATE	10
#13	AUBURN	49

#12	OLE MISS	23
#12	AUBURN	44

GAME 5

Dominating defense, a vertical passing game and a trio of Kerryon Johnson touchdowns highlighted No. 13 Auburn's 49-10 win Saturday over No. 24 Mississippi State.

Auburn gained 205 yards on four of Jarrett Stidham's passes, including a 57-yarder to Eli Stove that Stidham launched from deep in Auburn's end zone to begin a 99-yard drive.

While Stidham averaged 20 yards per completion (13-for-16 for 264 yards), Auburn limited MSU's Nick Fitzgerald to 157 passing yards, while forcing 20 incompletions.

Auburn intercepted Fitzgerald twice, with Javaris Davis' 37-yard interception return early in the fourth quarter giving the Tigers a 42-10 lead. Tray Matthews made Auburn's other interception.

Through five games, Auburn has allowed 55 points. The Tigers are the only FBS team to allow 14 or fewer points in each game this season.

Johnson gained 116 yards on 23 carries, scoring three touchdowns, including two in the second half as Auburn pulled away.

Malik Willis scored his first Auburn touchdown, a 67-yarder with 3:04 remaining for the final score.

On the game's third play, Johnson ran 58 yards to MSU's 5. Four plays later, Johnson scored his seventh touchdown of the season on fourth-and-goal from the 1 after Malzahn called a timeout and decided against attempting a field goal.

"When we got off to a good start, our crowd got into it," Auburn coach Gus Malzahn said. "Our crowd was unbelievable. I think they had seven false starts. I've said this before, but I think it's the best home-field advantage there is in college football because of our fans. It was extremely loud. They were a big part of our success tonight. But I'm proud of our team. It's a good step in the right direction.

State kicked a 40-yard field goal after recovering a Stidham fumble.

Auburn responded with razzle dazzle; a 49-yard flea flicker from Stidham to Darius Slayton. After Johnson's 13-yard run, Stidham hit Ryan Davis, who reached for the pylon for a 7-yard TD to put Auburn ahead 14-3 with 4:55 left in the first quarter.

After Auburn's defense forced its second three-and-out, Stidham found a wide open Will Hastings for a 47-yard, one-play drive that made it 21-3 with 13:38 remaining in the second quarter.

Auburn maintained the momentum when Daniel Thomas stopped State's punter 1 yard short of a first down on a fake punt, but a 52-yard field goal attempt hit the upright. The Bulldogs scored on a 5-yard touchdown pulled MSU within 21-10 with 59 seconds left in the half, but Auburn outscored State 28-0 in the second half.

SCORING SUMMARY						
#24 Mississippi St..	3	7	0	0	—	10
#13 Auburn	14	7	7	21	—	49

TEAM STATISTICS		
	MS	AU
First Downs	18	14
Rushes-Yards	47-194	39-244
Passing Yards	157	267
Comp-Att-Int	13-37-2	14-17-0
Total Plays-Yards	84-351	56-511
Punts-Avg.	5-44.6	3-36.3
Fumbles-Lost	1-0	2-2
Penalties-Yards	10-39	1-15
3rd Down Conv.	7-of-21	6-of-12
Time of Possession	34:20	25:40

INDIVIDUAL STATISTICS	
RUSHING: (MS) - Fitzgerald 13-56, A. Williams 15-49, Hill 8-34, K. Thompson 4-28, Gibson 5-22, Cooke 1-3, Mixon 1-2. (AU) - K. Johnson 23-116 (3 TD), Willis 1-67, Stove 1-30, Barrett 2-20, Miller 3-17, Pettway 5-6, Stidham 4-(-12).	
PASSING: (MS) - Fitzgerald 13-33-2-157 (TD), K. Thompson 0-4-0-0. (AU) - Stidham 13-16-0-264 (2 TD), Willis 1-1-0-3.	
RECEIVING: (MS) - J. Johnson 3-9 (TD), Couch 2-60, Jackson 2-17, Todd 2-12, Mixon 1-45, Gray 1-6, Thomas 1-5, A. Williams 1-3. (AU) - R. Davis 6-32 (TD), Stove 2-75, K. Davis 1-52, Slayton 1-49, Hastings 1-47 (TD), Cox 1-6, K. Johnson 1-3, Igbinioghene 1-3.	

GAME 6

The early kickoff did nothing to deter Auburn on Saturday. The Tigers scored touchdowns on each of their first five drives, jumping out to a 35-3 lead in the first half, and finished with a 44-23 win over Ole Miss.

"I'm extremely proud of our team," Auburn coach Gus Malzahn said. "This was a game that a lot of teams could have come out and flopped around in the first half, especially with what happened last week with us and them. I'm really proud of our leadership that we answered the bell. We came out of the gate, playing extremely well on all three phases."

Kerryon Johnson picked up right where he left off the previous two weeks, rushing for a career-high 204 yards and three touchdowns on 28 carries. The junior running back has now rushed for 11 touchdowns over his last three games, and as of the conclusion of Saturday's game, he currently leads the nation with 12 rushing touchdowns on the season.

"It felt great," Johnson said. "I felt so close to normal, and I just couldn't hide it. In the open field, I was making people miss. I was able to get up to a faster speed than last week. And it just felt really good to be close to normal. I know I'm getting better. I just have to keep it going."

Led by Johnson, the Auburn offense piled up a total of 561 yards against Ole Miss. Quarterback Jarrett Stidham went 14 of 21 and threw for 235 yards and two touchdowns.

The longest play of the day came on Auburn's second drive when Stidham threw a short screen pass to Ryan Davis, who took it 75 yards to the house. Davis got key blocks from Austin Golson, Casey Dunn, Nate Craig-Myers, and Will Hastings, as he sprinted up the Auburn sideline before crossing the field and eventually crossing the goal line.

It was Auburn's longest offensive play of the season.

On defense, the Tigers slowed down a potent Ole Miss attack. Sophomore defensive tackle Derrick Brown led the way with six tackles, two tackles for loss, and he combined with teammate Jeff Holland on a sack.

It was also a memorable day for Auburn kicker Daniel Carlson, who

went 3 of 3 on field goals (49, 25, 35) and was a perfect 5 of 5 on extra points. The senior's last field goal gave him 413 career points, making him the all-time leading scorer in SEC history.

"Daniel's one of our team leaders," Malzahn said. "He's earned that. He's got respect from both sides of the football, from the coaches. He's not looked at just as a kicker on our team.

Auburn (5-1, 3-0) has now scored at least 40 points in three straight SEC games for the first time in school history.

SCORING SUMMARY						
Ole Miss.....	3	0	7	13	—	23
#12 Auburn	14	21	6	3	—	44

TEAM STATISTICS		
	OM	AU
First Downs	23	25
Rushes-Yards	30-83	51-326
Passing Yards	346	235
Comp-Att-Int	34-51-0	14-21-0
Total Plays-Yards	81-429	72-561
Punts-Avg.	6-44.5	3-41.0
Fumbles-Lost	2-0	0-0
Penalties-Yards	4-30	3-30
3rd Down Conv.	8-of-18	9-of-16
Time of Possession	27:52	32:08

INDIVIDUAL STATISTICS	
RUSHING: (OM) - Wilkins 13-65 (TD), Pennamon 11-19, Swinney 2-9, Patterson 4-(-10). (AU) - K. Johnson 28-204 (3 TD), Martin 9-50, Stove 2-36, Miller 8-21, Willis 2-16, Barrett 1-5, Stidham 1-(-6).	
PASSING: (OM) - Patterson 34-51-0-346 (2 TD). (AU) - Stidham 14-21-0-235 (2 TD).	
RECEIVING: (OM) - Brown 10-109, Jefferson 8-89, Wilkins 5-66, Metcalf 4-28 (2 TD), Pennamon 3-14, Knox 2-32, Lodge 2-8. (AU) - Stove 3-17, R. Davis 2-75 (TD), Slayton 2-39 (TD), Craig-Myers 2-34, K. Johnson 2-23, K. Davis 1-31, Hastings 1-13, Cox 1-3.	

Oct. 13, 2017 • CBS • Tiger Stadium (101,601) • Baton Rouge, La.

#10	AUBURN	23
	LSU	27

GAME 7

Kerryon Johnson ran for 156 yards and scored his 13th touchdown of the season, but two late LSU field goals gave the Bengal Tigers a 27-23 win over No. 10 Auburn Saturday at Tiger Stadium.

DJ Chark's 75-yard punt return for a touchdown cut Auburn's lead to two points at 23-21 with 14:33 left in the game.

Connor Culp's 42-yard field goal gave LSU its only lead with 2:36 to play. The LSU kicker added a 36-yard kick with 38 seconds remaining.

Auburn's last drive ended at its 33-yard line when LSU sacked Jarrett Stidham on fourth down with two seconds left.

Needing a fast start after falling behind early in recent trips to Baton Rouge, Auburn delivered, getting points on the opening drive courtesy of Daniel Carlson's 46-yard field goal.

On LSU's third play, Stephen Roberts stripped the ball after Chark's 39-yard reception. Carlton Davis recovered, returning 12 yards to Auburn's 48.

One play later, Stidham hit Will Hastings for a 49-yard touchdown and a 10-0 Auburn lead with 11:31 remaining in the first quarter. Hastings had three receptions for 65 yards.

After Nick Coe's tackle for loss forced an LSU punt, Stidham beat a blitz by finding Ryan Davis, who ran 52 yards to the 3, leading to Johnson's 4-yard TD, No. 13 on the season. Johnson logged a career-high 31 carries.

Auburn added to its lead in the second quarter. Stidham's 25-yard pass to a diving Darius Slayton set up Carlson's second field goal, a 48-yarder, giving the visiting Tigers a 20-0 lead at the 12:50 mark.

On a 70-yard LSU run, Marlon Davidson ran down Russell Gage, eventually catching the receiver at the Auburn 7. Stephen Sullivan's 1-yard touchdown run got LSU on the board at 20-7.

Davis laid out for a 15-yard highlight-reel catch, leading to Carlson's third field goal, a 26-yarder that put Auburn up 23-7 with 2:16 left in the half.

LSU scored with 32 second left when Danny Etling hit Gage for from 14 yards, trimming Auburn's halftime lead to 23-14.

Defensively, Jeff Holland led Auburn with two sacks while Stephen Roberts, Darrell Williams, Deshaun Davis and Dontavious Russell each had seven tackles.

SCORING SUMMARY						
#10 Auburn	17	6	0	0	—	23
LSU	0	14	0	13	—	27
AU - Carlson 46 yd FG, 1st, 13:07						
AU - Hastings 49 yd pass from Stidham (Carlson kick), 1st, 11:31						
AU - K. Johnson 4 yd run (Carlson kick), 1st, 3:30						
AU - Carlson 48 yd FG, 2nd, 12:50						
LS - Sullivan 1 yd run (Culp kick), 2nd, 9:19						
AU - Carlson 26 yd FG, 2nd, 2:16						
LS - Gage 14 yd pass from Etling (Culp kick), 2nd, 0:32						
LS - Chark 75 yd punt return (Culp kick), 4th, 14:33						
LS - Culp 42 yd FG, 4th, 2:36						
LS - Culp 36 yd FG, 4th, 0:38						
TEAM STATISTICS		AU	LS			
First Downs		17	14			
Rushes-Yards		44-189	39-157			
Passing Yards		165	206			
Comp-Att-Int		9-26-0	13-25-0			
Total Plays-Yards		70-354	65-363			
Punts-Avg.		6-40.0	7-39.7			
Fumbles-Lost		0-0	1-1			
Penalties-Yards		6-26	7-61			
3rd Down Conv.		3-of-14	6-of-17			
Time of Possession		30:30	29:30			
INDIVIDUAL STATISTICS						
RUSHING: (AU) - K. Johnson 31-156 (TD), Stove 3-15, Stidham 6-11, Pettway 4-7. (LS) - Guice 20-71, Gage 2-71, Williams 6-18, Dillon 2-8, Sullivan 1-1 (TD), McMillan 1-(-1), TEAM 1-(-2), Etling 6-(-9).						
PASSING: (AU) - Stidham 6-26-0-165 (TD). (LS) - Etling 13-24-0-206 (TD), Gage 0-1-0-0.						
RECEIVING: (AU) - Hastings 3-65 (TD), R. Davis 2-67, Slayton 1-25, Cannella 1-7, K. Johnson 1-1, Barrett 1-0. (LS) - Chark 5-150, Gage 3-28 (TD), Moreau 2-7, Dillon 1-14, Guice 1-5, Williams 1-2.						

Oct. 21, 2017 • SECN • Reynolds Razorback Stadium (72,000) • Fayetteville, Ark.

#21	AUBURN	52
	ARKANSAS	20

GAME 8

Establish the running game? Check. Play with tempo? Check. Force turnovers? Check. Play four quarters? Check. Respond after last week's game? Check. Auburn checked all the boxes in a 52-20 win at Arkansas.

The Tigers (6-2, 4-1), who outgained Arkansas, 629 to 334, looked hungry and eager to prove they still belonged in the conversation as one of the contenders in the SEC.

The offense was spearheaded by its rushing attack as Auburn finished with 345 yards on the ground. It was a heavy dose of Kerryon Johnson in the first half, but Kamryn Pettway, who had been battling an injury all season, took over in the second half. The redshirt junior led the Tigers with 90 yards and three touchdowns on just 11 carries.

The quarterbacks also contributed to the ground game Saturday. Starter Jarrett Stidham rushed for 49 yards and a touchdown, and backup Malik Willis added 62 yards on just two carries as he led a scoring drive in the fourth quarter that finished with a four-yard pass from Willis to fellow freshman Devan Barrett. It was Barrett's first career touchdown at Auburn.

The play of the night, though, came midway through the third quarter following a turnover by the defense. It was the first play of the drive, and Auburn ran a reverse to Ryan Davis. But instead of running with it, the former high school quarterback chucked a deep pass on the run to a streaking Darius Slayton, who caught it and ran into the end zone for a 62-yard touchdown. Slayton led the Tigers with 146 yards receiving on four catches.

Not to be outdone, the Auburn defense wreaked havoc all night in the Arkansas backfield and put together another solid performance. The Tigers finished with eight tackles for loss, six sacks, three forced fumbles, and the first string didn't allow a touchdown.

Though six different Auburn players finished with at least half a sack, it was Jeff Holland who was the standout of the group. The junior had 1.5

sacks, two forced fumbles and a fumble recovery. He became the first Auburn player with two forced fumbles in the same game since Corey Lemonier did it against Georgia in 2011, and he now leads the Tigers with eight sacks on the season.

Auburn, which played without a handful of key players Saturday night, moves into a much-needed off week next week, allowing the team to rest up and get healthy.

SCORING SUMMARY						
#21 Auburn	10	7	28	7	—	52
Arkansas	3	3	7	7	—	20
AU - Stidham 15 yd run (Carlson kick), 1st, 11:39						
UA - Limpert 34 yd FG, 1st, 7:57						
AU - Carlson 21 yd FG, 1st, 1:04						
AU - K. Johnson 2 yd run (Carlson kick), 2nd, 3:07						
UA - Limpert 38 yd FG, 2nd, 0:40						
AU - Pettway 2 yd run (Carlson kick), 3rd, 12:10						
AU - Pettway 38 yd run (Carlson kick), 3rd, 7:33						
AU - Slayton 62 yd pass from R. Davis (Carlson kick), 3rd, 4:13						
UA - Warren 100 yd KOR, 3rd, 3:57						
AU - Pettway 11 yd run (Carlson kick), 3rd, 0:28						
AU - Barrett 4 yd pass from Willis (Carlson kick), 4th, 9:44						
UA - Whaley 2 yd run (Limpert kick), 4th, 3:07						
TEAM STATISTICS		AU	ARK			
First Downs		26	19			
Rushes-Yards		47-345	42-171			
Passing Yards		284	163			
Comp-Att-Int		21-30-1	15-26-0			
Total Plays-Yards		77-629	68-334			
Punts-Avg.		2-36.5	6-45.0			
Fumbles-Lost		1-1	4-3			
Penalties-Yards		3-25	7-50			
3rd Down Conv.		9-of-15	5-of-16			
Time of Possession		31:10	28:50			
INDIVIDUAL STATISTICS						
RUSHING: (AU) - Pettway 11-90 (3 TD), Johnson 21-63, (TD), Willis 2-62, Stidham 4-49, Stove 1-45, Miller 5-22, Barrettm 2-10, Martin, 1-4; (ARK) Williams 14-86, Hayden, 2-42, Whaley 9-31 (TD), Kelley 15-14, Stewart 2-(-2).						
PASSING: (AU) - Stidham 19-28-1-218; R. Davis 1-1-0-62 (TD); Willis 1-1-0-4 (TD). (ARK) - Kelley 15-26-0-163.						
RECEIVING: (AU) - R. Davis 8-63, Slayton 4-146 (TD), Stove 3-6, Johnson 2-15, Craig-Myers 1-26, Hastings 1-22, Barrett 1-4 (TD), Cox 1-2; (ARK) O'Grady 3-25, Nance 3-25, Jones 2-33, Martin 2-27, Hayden 1-23, Pettway 1-16, Stewart 1-12, Gragg 1-3, Whaley 1-(-1).						

Nov. 4, 2017 • ESPN • Kyle Field (100,257) • College Station, Texas

#14	AUBURN	42
	TEXAS A&M	27

GAME 9

Auburn blocked a punt for a touchdown to capture momentum, then put away the game with a 96-yard drive that consumed half of the fourth quarter in a 42-27 win Saturday at Texas A&M.

Trailing 13-7 late in the second quarter, Jarrett Stidham hit Darius Slayton for a 53-yard touchdown pass to reclaim the lead for Auburn.

Auburn's defense then forced a punt, which Nick Ruffin blocked and Malik Miller recovered for a touchdown, giving the Tigers 14 points in 1:16 and a 21-13 halftime lead.

After coming close to blocking an earlier punt, Ruffin requested another opportunity.

Auburn scored the first two touchdowns of the second half, taking a 35-13 lead on a 4-yard pass from Stidham to Ryan Davis and a 2-yard Kerryon Johnson run.

The Aggies scored on a long pass, then threatened to pull within one possession, but Auburn's defense stopped Texas A&M at the 4 early in the fourth quarter.

Then came the drive, a 13-play marathon that took 8:17 off the clock and resulted in Eli Stove's 4-yard touchdown run.

Johnson rushed for 145 yards on 29 carries, adding 29 receiving yards on 5 catches, including his first career touchdown reception. Johnson has scored 16 touchdowns this season, 15 in the past six games.

Playing three hours from his home in Stephenville, Texas, Stidham completed 20 of 27 passes for 268 yards and three touchdowns.

Derrick Brown led Auburn with 7 tackles. Jeff Holland and Tray Matthews each recorded six. Freshman T.D. Moultry registered his first full sack.

Auburn improves to 7-2, 5-1 in the SEC. The Tigers host Georgia next in the Deep South's oldest rivalry, Auburn's first home game in more than a month.

SCORING SUMMARY						
#14 Auburn	0	21	14	7	—	42
Texas A&M	3	10	7	7	—	27
TAMU - LaCamera 39 yd FG, 1st, 12:02						
AU - K. Johnson 2 yd pass from Stidham (Carlson kick), 2nd, 10:50						
TAMU - Ford 2 yd run (LaCamera kick), 2nd, 4:01						
TAMU - LaCamera 25 yd FG, 2nd, 2:39						
AU - Slayton 53 yd pass from Stidham (Carlson kick), 2nd, 1:36						
AU - Miller 0 yd blocked punt return (Carlson kick), 2nd, 0:20						
AU - R. Davis 4 yd pass from Stidham (Carlson kick), 3rd, 10:45						
AU - K. Johnson 2 yd run (Carlson kick), 3rd, 8:48						
TAMU - Ratley 62 yd pass from Starkel (LaCamera kick), 3rd, 6:09						
AU - Stove 4 yd run (Carlson kick), 4th, 5:08						
TAMU - Ratley 8 yd pass from Starkel (LaCamera kick), 4th, 3:11						
TEAM STATISTICS				AU	TAMU	
First Downs		23	13			
Rushes-Yards		52-228	34-143			
Passing Yards		268	200			
Comp-Att-Int		20-27-0	16-33-0			
Total Plays-Yards		79-496	67-343			
Punts-Avg.		5-47.4	6-43.2			
Fumbles-Lost		0-0	1-0			
Penalties-Yards		3-34	2-20			
3rd Down Conv.		6-of-14	6-of-18			
Time of Possession		35:44	24:16			
INDIVIDUAL STATISTICS						
RUSHING: (AU) - K. Johnson 29-145 (TD), Martin 13-46, Stidham 7-27, Stove 3-10 (TD). (TAMU) - T. Williams 15-103, Ford 14-45 (TD), Bussey 1-0, Starkel 2-(-2), Mond 2-(-3).						
PASSING: (AU) - Stidham 20-27-0-268 (3 TD). (TAMU) - Starkel 11-22-0-184 (2 TD), Mond 5-11-0-16.						
RECEIVING: (AU) - R. Davis 7-80 (TD), K. Johnson 5-29 (TD), Stove 4-40, Slayton 2-99 (TD), Hastings 1-14, Cox 1-6. (TAMU) - Kirk 8-62, Ratley 4-82 (2 TD), T. Williams 2-41, Ford 1-9, Paul 1-6.						

Nov. 11, 2017 • CBS • Jordan-Hare Stadium (87,451) • Auburn, Ala.

#1	GEORGIA	17
#10	AUBURN	40

GAME 10

In a performance so dominant that another Prayer in Jordan-Hare was not required, No. 10 Auburn easily cleared the first hurdle of Amen Corner, defeating No. 1 Georgia 40-17 Saturday.

Kerryon Johnson ran for 167 yards on 32 carries, more than tripling the combined output of Georgia's top running backs. Johnson's 55-yard screen pass touchdown, No. 17 on the season, culminated the convincing victory, earning Johnson additional Heisman Trophy consideration.

Daniel Carlson kicked four field goals and Jarrett Stidham threw three touchdown passes and ran for a TD.

Auburn's defense delivered as well, holding Georgia to 46 rushing yards on 32 carries and 230 total yards. After the Bulldogs scored a touchdown on the opening drive, Georgia did not reach the end zone again until the final minutes.

Trailing 7-0, Auburn answered on its first possession with Carlson's 54-yarder, the third longest of his career.

Jeff Holland secured a three-and-out for Auburn's defense, recording his ninth sack of the season. Carlson's second field goal pulled Auburn within 7-6 after the first quarter.

Auburn took the lead on Carlson's third field goal with 12:03 remaining in the first half.

A personal foul penalty against Georgia for leaping on Auburn's punt extended a Tiger drive, resulting in Stidham's 42-yard touchdown pass to Darius Slayton, giving Auburn a 16-7 halftime lead.

Darrell Williams recovered a fumbled Georgia punt, giving Auburn the ball on the Bulldogs' 23-yard line. Stidham scored on a 7-yard keeper put Auburn up 23-7.

After a long Ryan Davis punt return and personal foul penalty gave Auburn another short field, the Tigers scored in two plays on a 32-yard screen from Stidham to Davis, marking 30 unanswered points.

After the teams traded field goals, Stidham and Johnson teamed up on their screen to put Auburn up 40-10.

Auburn was awarded National Team of the Week honors by the FWAAs for the victory.

SCORING SUMMARY						
#1 Georgia	7	0	3	7	—	17
#10 Auburn	6	10	14	10	—	40
UG - Chubb 1 yd run (Blankenship kick), 1st, 11:21						
AU - Carlson 54 yd FG, 1st, 8:19						
AU - Carlson 37 yd FG, 1st, 1:20						
AU - Carlson 30 yd FG, 2nd, 12:03						
AU - Slayton 42 yd pass from Stidham (Carlson kick), 2nd, 4:09						
AU - Stidham 7 yd run (Carlson kick), 3rd, 11:57						
AU - R. Davis 32 yd pass from Stidham (Carlson kick), 3rd, 8:12						
UG - Blankenship 47 yd FC, 3rd, 5:23						
AU - Carlson 37 yd FG, 4th, 10:06						
AU - K. Johnson 55 yd pass from Stidham (Carlson kick), 4th, 6:13						
UG - Ridley 14 yd pass from Fromm (Blankenship kick), 4th, 2:19						
TEAM STATISTICS				UGA	AU	
First Downs		13	25			
Rushes-Yards		32-46	46-237			
Passing Yards		184	251			
Comp-Att-Int		13-29-0	17-25-0			
Total Plays-Yards		61-230	71-488			
Punts-Avg.		8-44.6	4-39.5			
Fumbles-Lost		2-1	1-0			
Penalties-Yards		7-75	5-29			
3rd Down Conv.		3-of-14	4-of-13			
Time of Possession		26:54	33:06			
INDIVIDUAL STATISTICS						
RUSHING: (UG) - Chubb 11-27 (TD), Michel 9-21, Swift 4-18, Hardman 1-7, Holyfield 2-6, Fromm 5-(-33). (AU) - K. Johnson 32-167, Stove 4-55, Martin 2-7, Willis 1-5, Stidham 7-3 (TD).						
PASSING: (UG) - Fromm 13-28-0-184 (TD), Team 0-1-0-0. (AU) - Stidham 16-23-0-214 (3 TD), Willis 1-1-0-37, R. Davis 0-1-0-0.						
RECEIVING: (UG) - Godwin 4-54, Wims 3-96, Woerner 2-5, Ridley 1-14 (TD), Hardman 1-11, Holyfield 1-4, Herrien 1-0. (AU) - R. Davis 4-55 (TD), Stove 4-14, K. Johnson 2-66 (TD), Slayton 2-43 (TD), Barrett 2-6, McClain 1-37, Cox 1-17, Craig-Myers 1-13.						

Nov. 18, 2017 • ESPN2 • Jordan-Hare Stadium (82,133) • Auburn, Ala.

ULM **14**

#6 AUBURN **42**

GAME 11

The message from Gus Malzahn was clear all week. Auburn couldn't afford to let up after taking down No. 1 Georgia the week before. His team heard him loud and clear. Despite a slow start, the Tigers found their stride in the second half and cruised to a 42-14 win over Louisiana Monroe on Saturday.

"I'm happy with our ninth win of the season," Malzahn said after the game. "We came out a little slow, which is uncharacteristic of us. At half-time, we really challenged our guys, and they finished like they should have. In the third quarter we played really good football, and we put the team away as we should have."

The key to the putting away the Warhawks? Turnovers.

The Auburn defense forced three turnovers in the second half, which led to 14 points, and it was just the boost the Tigers needed to blow the game open.

Sophomore cornerback Javaris Davis got it started midway through the third quarter when he jumped a slant route and corralled an interception. Two plays later, Jarrett Stidham connected with Kam Martin on a 41-yard touchdown pass to give Auburn a 28-7 lead.

On the very next Louisiana Monroe possession, it was Davis again who ripped the ball out and forced a fumble that was recovered by Nick Ruffin. Though Auburn's offense gave the ball away down inside the red zone, the defense responded its next time out as Ruffin intercepted a pass and returned it 45 yards for a touchdown to put the Tigers up 35-7.

"When I got the ball, the only thing I was thinking was score," Ruffin said. "Instinct kind of kicked in. I had an incredible block - I think it was Daniel Thomas - and my defensive linemen were blocking for me down-field, so I wanted to utilize all their efforts and score for them."

Auburn's offense had its share of highlights Saturday as well. The Tigers marched down the field on the opening drive, and Kerryon Johnson capped a nine-play, 80-yard drive with an 8-yard touchdown run. Johnson, the SEC's rushing leader coming into the game, finished with 137 yards on 22 carries. Martin added 83 yards and a touchdown on the ground.

SCORING SUMMARY

ULM.....	7	0	0	7	—	14
#6 Auburn.....	7	7	14	14	—	42

AU - K. Johnson 8 yd run (Carlson kick), 1st, 12:08
 LM - B. Williams 2 yd run (Ford kick), 1st, 6:36
 AU - Slayton 50 yd pass from Stidham (Carlson kick), 2nd, 1:27
 AU - Martin 1 yd run (Carlson kick), 3rd, 9:33
 AU - Martin 41 yd pass from Stidham (Carlson kick), 3rd, 2:46
 AU - Ruffin 45 yd INT return (Carlson kick), 4th, 7:09
 LM - B. Williams 70 yd pass from G. Smith (Ford kick), 4th, 5:41
 AU - Miller 1 yd run (Carlson kick), 4th, 2:58

TEAM STATISTICS

	ULM	AU
First Downs	16	25
Rushes-Yards	41-116	48-317
Passing Yards	217	235
Comp-Att-Int	16-36-2	18-24-1
Total Plays-Yards	77-333	72-552
Punts-Avg.	7-41.9	4-33.5
Fumbles-Lost	2-1	3-1
Penalties-Yards	3-14	5-41
3rd Down Conv.	8-of-20	5-of-10
Time of Possession	31:39	28:21

INDIVIDUAL STATISTICS

RUSHING: (AU) - K. Johnson 31-156 (TD), Stove 3-15, Stidham 6-11, Pettway 4-7. (LS) - Guice 20-71, Gage 2-71, Williams 6-18, Dillon 2-8, Sullivan 1-1 (TD), McMillan 1-(-1), TEAM 1-(-2), Etling 6-(-9).
PASSING: (AU) - Stidham 6-26-0-165 (TD). (LS) - Etling 13-24-0-206 (TD), Gage 0-1-0-0.
RECEIVING: (AU) - Hastings 3-65 (TD), R. Davis 2-67, Slayton 1-25, Cannella 1-7, K. Johnson 1-1, Barrett 1-0. (LS) - Chark 5-150, Gage 3-28 (TD), Moreau 2-7, Dillon 1-14, Guice 1-5, Williams 1-2.

Later in the first half, Stidham threw a 50-yard touchdown pass to Darius Slayton to give Auburn a 14-7 lead going into halftime. The sophomore quarterback went 18 of 24 for 235 yards with the two touchdowns and one interception.

For the game, the offense finished with 547 total yards -- 312 rushing and 235 passing. Malzahn is now 20-1 in games where Auburn rushes for more than 300 yards.

Auburn (9-2, 6-1) will be at home again next Saturday against No. 1 Alabama. The winner of that game will represent the SEC West the following week in the SEC championship.

Nov. 25, 2017 • CBS • Jordan-Hare Stadium (87,451) • Auburn, Ala.

#1 ALABAMA **14**

#6 AUBURN **26**

GAME 12

For the second time in three weeks, Auburn knocked off No. 1, claiming the SEC Western Division championship with a 26-14 Iron Bowl win.

The Tigers are heading to Atlanta for a rematch with Georgia in the SEC Championship Game. Auburn beat the Bulldogs 40-17 at home on Nov. 11.

"Before the season, we put ourselves out there and we said that's our goal," Malzahn said. "Now we're one game away from that being a reality."

Trailing 14-10 after an Alabama touchdown on the opening drive of the second half, Auburn scored the game's final 16 points on touchdown runs by Kerryon Johnson and Jarrett Stidham, and Daniel Carlson's second field goal.

Johnson put Auburn ahead to stay with a 1-yard touchdown run with 3:02 left in the third quarter.

Stidham gave Auburn a two-score lead with a 16-yard touchdown run with 12:49 remaining in the fourth quarter.

Auburn's defense did the rest, holding Alabama to 314 yards. Auburn held Alabama without a third-down conversion until in the fourth quarter.

"Our defense was outstanding. Our crowd was unbelievable," Malzahn said. "Two weeks in a row, our crowd helped us."

Stidham and Ryan Davis teamed up 11 times for 139 yards, Davis' first 100-yard game. Davis set Auburn's single-season reception record with 69 catches.

Stidham completed 21 of 28 passes for 237 yards, adding 51 rushing yards and a touchdown on 12 carries.

Auburn scored first, driving 94 yards on 12 plays. Stidham began a streak of five straight completions with a 25-yard gain across midfield to Nate Craig-Myers.

On third-and-2 from the Alabama 3, Johnson's jump pass found Craig-Myers uncovered in the end zone for a 7-0 Auburn lead.

After Alabama answered with a 36-yard touchdown pass, Auburn regained the lead at the end of the half.

Auburn's defense forced a three-and-out. Stidham hit Davis on

third-and-6 for 23 yards, setting up Daniel Carlson's 33-yard field goal. Tray Matthews led Auburn with eight tackles. Deshaun Davis added seven, including a sack. Nick Coe also registered a sack among his five tackles. With a robust resume, including two takedowns of top-ranked teams, No. 6 Auburn is poised to break into the top four in the College Football Playoff rankings.

SCORING SUMMARY

#1 Alabama.....	0	7	7	0	—	14
#6 Auburn.....	7	3	10	6	—	26

AU - Craig-Myers 3 yd pass pass from K. Johnson (Carlson kick), 1st, 4:38
 UA - Jedy 36 yd pass from Hurts (Pappanastos kick), 2nd, 8:31
 AU - Carlson 33 yd FG, 2nd, 0:00
 UA - Scarbrough 21 yd run (Pappanastos kick), 3rd, 13:22
 AU - Carlson 33 yd FG, 3rd, 10:12
 AU - K. Johnson 1 yd run (Carlson kick), 3rd, 3:02
 AU - Stidham 16 yr run (Carlson kick), 4th, 12:49

TEAM STATISTICS

	UA	AU
First Downs	18	25
Rushes-Yards	3-211	46-168
Passing Yards	103	240
Comp-Att-Int	13-23-0	22-29-0
Total Plays-Yards	61-314	78-408
Punts-Avg.	4-46.0	5-35.8
Fumbles-Lost	3-1	1-1
Penalties-Yards	9-65	4-40
3rd Down Conv.	3-of-11	9-of-18
Time of Possession	23:58	36:02

INDIVIDUAL STATISTICS

RUSHING: (UA) - Hurts 18-82, Harris 6-51, Scarbrough 6-46 (TD), Jacobs 6-25, Foster 1-12, Team 1-(-5). (AU) - K. Johnson 30-104 (TD), Stidham 12-51 (TD), Martin 4-9, STove 2-8, Willis 1-(-4).
PASSING: (UA) - Hurts 12-22-0-112 (TD), Scott 1-1-0-(-9). (AU) - Stidham 21-28-0-237, K. Johnson 1-1-0-3 (TD).
RECEIVING: (UA) - Ridley 3-38, Harris 2-20, Jacobs 2-6, Scarbrough 2-6, Jedy 1-36 (TD), Foster 1-3, I. Smith Jr. 1-3, Pappanastos 1-(-9). (AU) - R. Davis 11-139, Slayton 3-27, K. Johnson 3-21, Craig-Myers 2-28 (TD), Hastings 1-20, Harris 1-5, Stove 1-0.

Dec. 2, 2017 • CBS • Mercedes-Benz Stadium (76,534) • Atlanta, Ga.

#6	GEORGIA	28
#4	AUBURN	7

GAME 13

After twice beating the No. 1 team to claim the SEC Western Division crown, Auburn came up short in the SEC Championship Game, losing to Georgia 28-7 Saturday at Mercedes-Benz Stadium.

Auburn (10-3), which entered at No. 2 in the College Football Playoff rankings, will learn its bowl destination on Sunday.

Trailing by six points going to the fourth quarter, Auburn drove to mid-field, but Georgia recovered a fumble and scored four plays later to take a 14-point lead. The Bulldogs added a 64-yard touchdown run for the final score.

Auburn scored a touchdown on the game's opening drive, marching 75 yards in 10 plays, 21 yards coming on Jarrett Stidham's pass to Chandler Cox, his longest career reception.

On third-and-goal from the 6, Stidham rifled a touchdown pass to a slanting Nate Craig-Myers for a 7-0 Auburn lead.

Stidham completed his first eight attempts, finishing 16 of 32 for 145 yards and his 17th touchdown pass of the season.

On Georgia's first possession, a blitzing Tray Matthews sacked Georgia's Jake Fromm on first down for a loss of 7, Matthews' first career sack. Two plays later, Dontavius Russell sacked Fromm, forcing a punt.

Early in the second quarter, Auburn drove to Georgia's 14, but Georgia recovered a fumble at the 16. The Bulldogs then drove 84 yards for a tying touchdown, with Fromm finding Isaac Nauta for a 2-yard TD pass.

Georgia added a 27-yard field goal with 4:59 in the second quarter to take a 10-7 halftime lead.

Auburn began the second half with a promising drive, gaining 52 yards on three consecutive plays, including a 24-yard pass from Stidham to Ryan Davis on third-and-6. Kerryon Johnson gained 15 yards on a quick pitch, then Stidham found Davis again for 13.

The drive stalled at the 14-yard-line, with Georgia blocking a 31-yard field goal attempt. The Bulldogs kicked a 35-yard field goal to lead 13-7

with 1:26 left in the third quarter.

Davis made seven receptions for 65 yards, extending his single-season record to 76.

Deshaun Davis led Auburn with a career-high 10 tackles. Tray Matthews added a season-high eight, and Darrell Williams had seven.

SCORING SUMMARY

#6 Georgia.....	10	3	15	—	28
#4 Auburn.....	7	0	0	—	7

AU - Craig-Myers 6 yd pass from Stidham (Carlson kick), 1st, 9:54
 UG - Nauta 2 yd pass from Fromm (Blankenship kick), 2nd, 10:14
 UG - Blankenship 27 yd FG, 2nd, 4:59
 UG - Blankenship 35 yd FG, 3rd, 1:26
 UG - Godwin 7 yd pass from Fromm (Godwin pass from Fromm), 4th, 13:06
 UG - Swift 64 yd run (Blankenship kick), 4th, 10:34

TEAM STATISTICS

	UGA	AU
First Downs	20	18
Rushes-Yards	41-238	31-114
Passing Yards	183	145
Comp-Att-Int	16-22-0	16-32-0
Total Plays-Yards	63-421	63-259
Punts-Avg.	4-44.0	6-40.7
Fumbles-Lost	1-0	2-2
Penalties-Yards	7-91	5-39
3rd Down Conv.	2-of-11	4-of-13
Time of Possession	33:02	26:58

INDIVIDUAL STATISTICS

RUSHING: (UG) - Swift 7-88 (TD), Chubb 13-77, Michel 7-45, Herrien 2-16, Holyfield 5-9, Hardman 1-4, Fromm 3-4, Team 3-(-5). (AU) - K. Johnson 13-44, Stidham 9-25, Martin 4-20, Stove 3-19, Miller 2-6.

PASSING: (UG) - Fromm 16-22-0-183 (2 TD). (AU) - Stidham 16-32-0-145 (TD).

RECEIVING: (UG) - Godwin 5-48 (TD), Hardman 4-67, Swift 3-17, Michel 2-38, Chubb 1-11, Nauta 1-2 (TD). (AU) - R. Davis 7-65, Slayton 2-14, K. Johnson 2-1, Stove 1-26, Cox 1-21, Miller 1-11, Craig-Myers 1-6 (TD), Barrett 1-1.

Jan. 1, 2018 • ESPN • Mercedes-Benz Stadium (71,109) • Atlanta, Ga.

#10	UCF	34
#7	AUBURN	27

GAME 14

Auburn's bid to win 11 games came up short Monday as the Tigers dropped a 34-27 decision to UCF in the Chick-fil-A Peach Bowl.

Despite the loss, it was a game where Auburn never stopped fighting.

"I am proud of our team," Auburn coach Gus Malzahn said. "They fought back in the second half. And hats off to their quarterback. He made a lot of plays in the second half with his feet and he threw the ball very accurately."

After falling behind 13-6 in the first half, the Tigers scored two quick touchdowns in the second half to take back the lead. It began with a 72-yard kickoff return from Noah Igbinoghene that got the crowd at Mercedes-Benz Stadium back in it. Then two plays later, Jarrett Stidham connected with Will Hastings for 26 yards and a touchdown to tie the game.

Hastings finished with six receptions for 117 yards, both career highs.

The next time Auburn got the ball, the offense went 82 yards on 10 plays and scored on a four-yard touchdown run from Kerryon Johnson. It was Johnson's 18th rushing touchdown of the season and his 20th touchdown overall.

Johnson, who finished with 71 yards rushing on 22 carries, passed Stacy Danley for 11th on the Auburn career rushing list.

UCF responded with back-to-back touchdowns, but Auburn defensive tackle Derrick Brown kept the Tigers in it when he blocked a 23-yard field goal to keep it a one-possession game with just less than seven minutes remaining.

Even after Stidham threw an interception that was returned for a touchdown on the following drive, the sophomore quarterback responded with an impressive six-play, 89-yard drive that made it a one-possession game once again. Eli Stove capped the drive with a seven-yard touchdown run, but Stidham completed three straight passes to Hastings for 61 yards.

For the game, Stidham finished 28 of 43 for 331 yards.

Ultimately, Auburn's comeback bid fell short. The Tigers got down to the UCF 21-yard line with a chance to tie the game, but Stidham's last-gasp attempt was intercepted in the end zone.

It was a disappointing end to a season that included 10 wins, wins over Alabama and Georgia, and a division title. It was also the final game for 19 seniors who left a mark both on and off the field during their time at Auburn.

SCORING SUMMARY

#10 UCF.....	0	13	7	14	—	34
#7 Auburn.....	3	3	14	7	—	27

AU - Carlson 25 yd FG, 1st, 7:01
 UCF - Wright 33 yd FG, 2nd, 11:11
 UCF - Milton 18 yd run (Wright kick), 2nd, 8:51
 AU - Carlson 46 yd FG, 2nd, 0:45
 UCF - Wright 45 yd FG, 2nd, 0:00
 AU - Hastings 26 yd pass from Stidham (Carlson kick), 3rd, 14:05
 AU - K. Johnson 4 yd run (Carlson kick), 3rd, 7:55
 UCF - Anderson 12 yd pass from Milton (Wright kick), 3rd, 1:30
 UCF - Snelson 8 yd pass from Milton (Wright kick), 4th, 11:36
 UCF - Burkett 45 yd INT return (Wright kick), 4th, 5:56
 AU - Stove 7 yd run (Carlson kick), 4th, 4:12

TEAM STATISTICS

	UCF	AU
First Downs	20	28
Rushes-Yards	36-169	44-90
Passing Yards	242	331
Comp-Att-Int	16-35-0	28-43-2
Total Plays-Yards	71-411	87-421
Punts-Avg.	5-40.2	5-39.2
Fumbles-Lost	2-1	1-1
Penalties-Yards	8-74	8-61
3rd Down Conv.	6-of-14	9-of-18
Time of Possession	25:45	34:15

INDIVIDUAL STATISTICS

RUSHING: (UCF) - Milton 13-116 (TD), Anderson 11-38, Killins, Jr. - 10-28, Team 2-(-13). (AU) - K. Johnson 2-71 (TD), Martin 6-24, Stove 3-23 (TD), Barrett 1-(-3), Stidham 12-(-25).

PASSING: (UCF) - Milton 16-35-0-242 (2 TD). (AU) - Stidham 28-43-2-331 (TD).

RECEIVING: (UCF) - T. Smith 5-89, Snelson 4-39 (TD), Akins 2-56, G. Davis 2-38, Anderson 2-17 (TD), Killins, Jr. 1-3. (AU) - R. Davis 8-47, Hastings 6-117 (TD), Slayton 5-69, Craig-Myers 3-54, Cox 2-23, McClain 1-10, K. Johnson 1-6, Barrett 1-4, Stove 1-1.

LAST TIME...

An Auburn Team

Had 35 First Downs ... vs. ULM, 2016 (36)
Had 30 First Downs ... vs. ULM, 2016 (36)

Had 545 yards rushing ... vs. #5 Missouri [SECCG], 2013 (545)
Had 500 yards rushing ... vs. #17 Arkansas, 2016 (543)
Had 400 yards rushing ... vs. Alabama A&M, 2016 (451)
Had 300 yards rushing ... vs. ULM, 2017 (317)
Had 300 yards rushing in back-to-back games ... vs. #17 Arkansas (543) and at Ole Miss (307), 2016
Had 300 yards rushing in three straight games ... vs. Western Carolina (511); at #7 Texas A&M (379); vs. FAU (422), 2013
Had 300 yards rushing in six consecutive games ... at Kentucky (311); vs. Arkansas (330); vs. LSU, (440); at Ole Miss (343); vs. Chattanooga (303); vs. Georgia (315), 2010
Had 300 yards rushing in six consecutive SEC games ... vs. South Carolina (334); at Kentucky (311); vs. Arkansas (330); vs. LSU, (440); at Ole Miss (343); vs. Georgia (315), 2010
Had 70 or more rushing attempts ... vs. #5 Missouri [SECCG], 2013 (74)
Had 60 or more rushing attempts ... vs. ULM, 2016 (66)
Had 50 or more rushing attempts ... at Texas A&M, 2017 (52)
Had seven or more rushing TDs ... vs. #17 Arkansas, 2016 (7)
Had six or more rushing TDs ... vs. Alabama A&M, 2016 (6)
Had five or more rushing TDs ... at Arkansas, 2017 (5)
Had four or more rushing TDs ... at Arkansas, 2017 (5)
Had five different players score a rushing TD ... vs. #17 Arkansas, 2016 (5)
Had four different players score a rushing TD ... vs. Alabama A&M, 2016 (4)
Had four or more rushing TDs in six straight games ... vs. Western Carolina (5), at #7 Texas A&M (4), vs. Florida Atlantic (4), at Arkansas (4), at Tennessee (5) & vs. #25 Georgia (4), 2013
Had 3 or more rushing TDs in seven straight games ... vs. #24 Ole Miss (3), vs. Western Carolina (5), at #7 Texas A&M (4), vs. Florida Atlantic (4), at Arkansas (4), at Tennessee (5) & vs. #25 Georgia (4), 2013
Had 3 or more rushing TDs in consecutive games ... at Missouri (5), vs. #24 Mississippi State (4), vs. Ole Miss (3), 2017
Had 3 or more rushing TDs in three consecutive games ... at Missouri (5), vs. #24 Mississippi State (4), vs. Ole Miss (3), 2017
Had 3 or more rushing TDs in four consecutive games ... vs. ULM (5), at Mississippi St. (3), vs. #17 Arkansas (7), at Ole Miss (3), 2016

Had 450 or more yards passing ... at #2 Alabama, 2014 (456)
Had 400 or more yards passing ... at #2 Alabama, 2014 (456)
Had 350 or more yards passing ... vs. Mercer, 2017 (364)
Had 300 or more yards passing ... vs. #10 UCF [Peach], 2018 (331)
Had 50 or more pass attempts ... vs. Mississippi State, 1997 (54)
Had 30 or more pass completions ... vs. Mercer, 2017 (32)
Had fewer than 10 pass attempts ... at Tennessee, 2013 (7)
Had fewer than 10 pass completions ... at LSU, 2017 (9)
Had fewer than 5 pass completions ... at Tennessee, 2013 (3)
Had fewer than 10 pass attempts in consecutive games ... at Arkansas (9) & at Tennessee (7), 2013
Had fewer than 10 pass completions in consecutive games ... at Arkansas (8) & at Tennessee (3), 2013
Had five TDs passing ... vs. Ball State, 2009 (5)
Had four TDs passing ... vs. Louisiana Tech, 2014 (4)
Had three TDs passing ... vs. #1 Georgia, 2017 (3)
Had 10 receivers catch a pass ... at Missouri, 2017 (10)

Had 700 or more yards total offense ... vs. Arkansas State, 2016 (706)
Had 600 or more yards total offense ... at Arkansas, 2017 (629)
Had 600 or more yards total offense and lost ... at #2 Alabama, 2014 (630)
Had 500 or more yards total offense ... vs. LSU, 2017 (552)
Had 500 or more yards total offense in consecutive games ... vs. #24 Mississippi State (511), vs. Ole Miss (561), 2017
Had 500 or more yards total offense in three straight games ... vs. South Carolina, 2014 (551), at #7 Ole Miss, 2014 (507) & vs. Texas A&M (582), 2014
Had 1300 or more yards total offense combined in consecutive games ... vs. Western Carolina (712) & at #7 Texas A&M (615), 2013
Had 90 or more total plays ... at #2 Alabama, 2014 (90)
Had 85 or more total plays ... vs. #11 UCF [Peach], 2018 (87)
Had 80 or more total plays ... vs. #11 UCF [Peach], 2018 (87)

Scored 70 or more points ... vs. ULM, 2003 (73)
Scored 60 or more points ... vs. Western Carolina, 2013 (62)
Scored 50 or more points ... at Arkansas, 2017 (52)
Scored 40 or more points ... vs. ULM, 2017 (42)
Scored 40 or more points in three consecutive games ... at Arkansas (52), at Texas A&M (42), vs. #1 Georgia (40), vs. ULM (42), 2017
Scored 30 or more points in 11 consecutive games ... vs. Western Carolina (62); at No. 7 Texas A&M (45); vs. Florida Atlantic (45); at Arkansas (35); at Tennessee

(55); vs. #25 Georgia (43); vs. #1 Alabama (34); vs. #5 Missouri (59); vs. #1 Florida State (31), 2013; vs. Arkansas (45), vs. San José State (59), 2014
Was held scoreless ... at Alabama, 2012 (0-49)
Was held scoreless at Jordan-Hare Stadium ... vs. Georgia, 2012 (0-38)
Won a game without scoring an offensive touchdown ... #17 LSU, 2016 (18-13)
Won a game without a rushing touchdown ... #17 LSU, 2016 (18-13)
Won a game in the last 25 seconds with a TD ... vs. #1 Alabama, 2013 (CB Chris Davis returns missed field goal 100 yards [109 yds] for a touchdown)

Had 200-yard rusher and 100-yard receiver in a game ... vs. Syracuse, 2002 (Carnell Williams [202 rush] and Marcel Willis [113 receiving])
Had 150-yard rusher and 150-yard receiver in a game ... vs. Arkansas, 2014 (Cameron Artis-Payne [177 rush] and D'haquille Williams [154 receiving])
Had two 100-yard rushers and one 100-yard receiver in a game ... vs. #15 LSU, 2014 (Cameron Artis-Payne [126 rush], Nick Marshall [119 rush], Sammie Coates [144 rec])
Had 100-yard receiver and 100-yard rusher in a game ... vs. #1 Alabama (Kerryon Johnson [104 rush] & Ryan Davis [139 rec])
Had 100-yard receiver and 100-yard rusher in back-to-back games ... vs. #15 LSU (Cameron Artis-Payne [126 rush], Nick Marshall [119 rush], Sammie Coates [144 rec]) & at #3 Mississippi State, 2014 (D'haquille Williams [108 rec], Nick Marshall [100 rush])
Had two 100-yard rushers in back-to-back games ... vs. Louisiana Tech, 2014 (Cameron Artis-Payne [116] and Nick Marshall [105]) & vs. #15 LSU, 2014 (Cameron Artis-Payne [126 rush] and Nick Marshall [119 rush])
Had two 100-yard rushers in a game ... vs. Georgia Southern, 2017 (Kam Martin [136 rush], Kerryon Johnson [136 rush])
Had a 300-yard rusher & 100-yard rusher in a game ... vs. #5 Missouri [SECCG], 2013 (Tre Mason [304] and Nick Marshall [101])
Had a 200-yard rusher & 100-yard rusher in a game ... vs. #5 Missouri [SECCG], 2013 (Tre Mason [304] and Nick Marshall [101])
Had two 150-yard rushers in a game ... vs. Mississippi State, 2003 (Brandon Jacobs [182] and Carnell Williams [164])
Had three 100-yard rushers in a game ... vs. Maryland, 1983 (Tommie Agee [219], Lionel James [115] and Bo Jackson [105])
Had two 100-yard receivers in a game ... at #2 Alabama, 2014 (Sammie Coates [206] and D'haquille Williams [121])
Had a 60-yard run and a 60-yard pass in a game ... vs. Alabama, 2009 (Terrell Zachery 67 rush, Chris Todd to Darvin Adams 72 pass)
Had three players with 2 rushing TDs ... vs. ULM, 2003 (Carnell Williams [2], Brandon Jacobs [2], Tre Smith [2])
Had three players with 2 TDs ... vs. Georgia, 2010 (Onterio McCalebb [3 rush], Cam Newton [2 rush], Philip Lutzenkirchen [2 rec.])
Had two players with seven or more catches in a game ... Courtney Taylor (7) & Silas Daniels vs. Alabama, 2003 (7)
Had quarterback catch a pass from himself ... Nick Marshall vs. Mississippi State, 2013 (37 yards)
Scored a touchdown on offense, defense and special teams ... vs. ULM, 2008 (2 offense [1 pass, 1 rush], 1 defense [fumble return], 1 special team [punt return])
Scored on the first offensive play of the game ... vs. Alabama, 2003 (Carnell Williams, 80-yd run)
Scored on Auburn's first offensive play of the game ... vs. #17 Arkansas, 2016 (Eli Stove, 78-yd run)
Scored on first offensive series ... vs. #6 Georgia [SECCG], 2017 (Nate Craig-Myers 6 yd pass from Jarrett Stidham)
Scored 2 touchdowns in the final 32 seconds ... vs. #1 Alabama, 2013 (Sammie Coates 39 yd pass from Nick Marshall (:32), Chris Davis 100 yd missed field goal return (:00); other time at Georgia Tech, 1987 (records back to 1967)
Returned a kickoff and a punt for a TD in the same game ... at Tennessee, 2013 (kickoff: Corey Grant, 90 yards & punt: Chris Davis, 85 yards) [1st time in Auburn history]
Returned a punt for a TD ... vs. Louisiana Tech, 2014 (Quan Bray) [76 yards]
Returned a kickoff for a TD ... at Tennessee, 2013 (Corey Grant) [90 yards]
Returned a missed FG for a TD ... vs. Alabama, 2013 (Chris Davis) [100 yds]
Returned opening kickoff for a TD ... vs. Tennessee-Martin, 2008 (Tristan Davis) [95 yards]
Returned 2nd half opening KO for TD ... at Tennessee, 2013 (Corey Grant) [90 yds]
Returned three interceptions for TDs ... vs. LSU, 1994 (Ken Alvis, Fred Smith, Brian Robinson)
Returned two interceptions for TDs ... vs. LSU, 1994 (Ken Alvis, Fred Smith, Brian Robinson)
Returned an Interception for a TD ... vs. ULM (Nick Ruffin) [45]
Returned two fumbles for TDs ... vs. Vanderbilt, 2002 (Spencer Johnson, Karlos Dansby)
Returned a fumble for a TD ... at Mississippi St., 2016 (Montravius Adams) [13 yds]
Had five or more fumbles ... vs. Mercer (5), 2017
Did not commit a turnover ... vs. #1 Georgia, 2017
Did not commit a turnover in back-to-back games ... at Texas A&M, vs. #1 Georgia (2017)
Did not commit a turnover in three consecutive games ... San Jose' St., at

LAST TIME...

Kentucky, at Arkansas (2015)

Blocked a punt ... at Texas A&M, 2017 (Nick Ruffin)

Blocked two punts ... vs. Virginia [Chick-fil-A] 2011 (Garrett Harper, Angelo Blackson)

Blocked three punts ... vs. ULM, 2003 (3 - Justin Fetsko [2], Donnay Young)

Returned a blocked punt for a TD ... at Texas A&M, 2017 (Malik Miller)**Blocked a field goal ... vs. #10 UCF [Peach], 2018 (Derrick Brown)**

Returned a blocked field goal for a TD ... vs. Kentucky, 2009 (Neiko Thorpe) [69]

Blocked two field goals in a game ... vs. ULM, 2012 (Angelo Blackson, Corey Lemonier)

Blocked a PAT attempt ... at Ole Miss, 2016 (Montravius Adams)

Blocked two PAT attempts ... vs. LSU, 1998 (Charles Dorsey, 2)

Had a PAT blocked ... at Tennessee, 2013 (Cody Parkey)

Missed a PAT ... at Tennessee, 2013 (Cody Parkey, blocked)

Missed a kicking PAT ... vs. Tennessee-Chattanooga, 2010 (Wes Byrum)

Made 100 straight kicking PATs ... Cody Parkey (2013) & Daniel Carlson, 2014-17 (225)**Made 150 straight kicking PATs ... Cody Parkey (2013) & Daniel Carlson, 2014-17 (225)****Made 200 straight kicking PATs ... Cody Parkey (2013) & Daniel Carlson, 2014-17 (225)**

Had a punt blocked ... at Mississippi State, 2009 (Clinton Durst)

Had a field goal blocked ... vs. #6 Georgia [SECCG], 2017 (Daniel Carlson)

Had a field goal blocked & returned for a TD ... vs. Texas A&M, 2014 (Daniel Carlson 41-yard FGA blocked by Myles Garrett & returned by Deshazor Everett 65 yards)

Had a successful on-side kick ... vs. #5 Missouri [SECCG], 2013 (Cody Parkey)

Scored a safety ... vs. ULM, 2016 (Gary Walker)

Scored on a fake field goal ... vs. Arkansas State, 2016 (Carlson 20 yd run)

Scored an offensive two-point conversion ... at Arkansas, 2015 (Melvin Ray pass from Sean White)

Scored two or more offensive two-point conversions ... vs. Florida, 2002 [2]

Scored a defensive two-pt conversion ... vs. Ole Miss, 2009 (Demond Washington)

Held an opponent scoreless ... vs. Alabama A&M, 2016 (55-0)

Held a SEC opponent scoreless ... at Mississippi State, 2006 (34-0)

Held an opponent scoreless at Jordan-Hare Stadium ... vs. Alabama A&M, 2016 (55-0)

Held a SEC opponent scoreless at Jordan-Hare Stadium ... vs. Mississippi State, 2005 (28-0)

Held an opponent to five or fewer first downs ... vs. Ball State, 2001 (5)

Held an opponent to 10 or fewer first downs ... vs. Georgia Southern, 2017 (8)

Intercepted five or more passes ... vs. Northwestern [Outback], 2009 (5)

Intercepted four or more passes ... vs. Northwestern [Outback], 2009 (5)

Intercepted three or more passes in consecutive games ... at #2 Alabama, 2014 (3) & vs. #17 Wisconsin in Outback Bowl, 2015 (3)

Intercepted three or more passes ... at #25 Texas A&M, 2015 (3)

Sacked an opponent 5 or more times ... at Arkansas, 2017 (6.0)

Sacked an opponent 10 or more times ... vs. Alabama, 2005 (11.0)

Allowed opponent 600 yards total offense and Auburn still won ... at #7 Texas A&M, 2013 (602)

Held an opponent to 300 or less yards total offense ... vs. #1 Georgia, 2017 (230)

Held an opponent to 300 or less yards total offense in consecutive games ... vs. Georgia Southern (78), at #3 Clemson (281), vs. Mercer (246), 2017

Held an opponent to 200 or less yards total offense ... vs. Georgia Southern, 2017 (78)

Held an opponent to 150 or less yards total offense ... vs. Georgia Southern, 2017 (78)

Held an opponent to 100 or less yards total offense ... vs. Georgia Southern, 2017 (78)

Held an opponent to 100 or less yards rushing ... vs. #1 Georgia, 2017 (46)**Held a SEC opponent to 100 or less yards rushing ... vs. #1 Georgia, 2017 (46)****Held consecutive opponents to 100 or less yards rushing ... vs. Georgia Southern (70), at #3 Clemson (96), vs. Mercer (100), 2017****Held an opponent to 50 or less yards rushing ... vs. #1 Georgia, 2016 (46)****Held an SEC opponent to 50 or less yards rushing ... vs. #1 Georgia, 2016 (46)****Held an opponent to negative yards rushing ... vs. Florida, 2001 (-36)****Held an opponent to 100 or less yards passing ... Georgia Southern, 2017 (8)****Held an opponent to 50 or less yards passing ... Georgia Southern, 2017 (8)****Held an opponent to no third down conversions ... vs. Georgia Southern, 2017 (0-of-15)****Held an opponent without an offensive touchdown ... vs. Georgia Southern, 2017**

Held a SEC opponent without an offensive touchdown ... at Georgia, 2016

Held an opponent without a touchdown ... vs. Alabama A&M, 2016

Held a SEC opponent without a touchdown ... vs. #17 Arkansas, 2016

Had 10 or more penalties ... vs. Idaho, 2015 (11)

Had 1 or fewer penalty ... vs. #24 Mississippi State, 2017 (1)

Had 100 or more penalty yards ... vs. Idaho, 2015 (107)

Had 5 or fewer penalty yards ... at Tennessee, 2013 (5)

Had 35 minutes time of possession... vs. #1 Alabama, 2017 (36:02)

Was involved in a game that ended in a tie ... vs. Georgia, 1994 (23-23)

Was involved in an overtime game ... at Arkansas (4 OT), 2015 (54-46 loss)

Was involved in two overtime games in a single season ... vs. Jacksonville St. (27-20 win), at Arkansas (4 OT, 54-46 loss), 2015

An Auburn Player

Rushed 40 times in a game ... Tre Mason (46) vs. #5 Missouri [SECCG], 2013

Rushed 35 times in a game ... Kamryn Pettway (39) at Mississippi St., 2016

Rushed 30 times in a game ... Kerryon Johnson (30) vs. #1 Alabama, 2017

Rushed for 300 yards in a game ... Tre Mason (304) vs. #5 Missouri [SECCG], 2013

Rushed for 200 yards in a game ... Kerryon Johnson (204) vs. Ole Miss, 2017**Rushed for 150 yards in a game ... Kerryon Johnson (167) vs. #1 Georgia, 2017****Rushed for 100 yards in a game ... Kerryon Johnson (104) vs. #1 Alabama, 2017**

Rushed for 100 yards in the first quarter ... Tre Mason (141/6 att.) vs. Alabama A&M, 2012

Rushed for 100 yards in the first quarter of an SEC game ... Casinius Moore (104/7 att.) vs. Mississippi State, 2001

Quarterback rushed for 200 yards in a game ... Nick Marshall (214) at Tennessee, 2013

Quarterback rushed for 100 yards in a game ... Nick Marshall (100) at #3 Mississippi State, 2014

Quarterback rushed for 100 yards in back-to-back SEC games ... Nick Marshall vs. #15 LSU (119) and at #3 Mississippi State (100), 2014

Quarterback rushed for 100 yards in 3 games during a season ... Nick Marshall vs. Louisiana Tech (105), #15 LSU (119) and at #3 Mississippi State (100), 2011

Rushed for 100 yards in six consecutive games ... Tre Mason at Arkansas (168), at Tennessee (117), vs. #25 Georgia (115), vs. #1 Alabama (164), vs. #5 Missouri [SECCG] (304), vs. #1 Florida State [BCSN] (195), 2013

Rushed for 100 yards in four consecutive games ... Kerryon Johnson at Texas A&M (145), vs. #1 Georgia (167), vs. ULM (137), vs. #1 Alabama (104), 2017**Rushed for 100 yards in three consecutive games ... Kerryon Johnson at Texas A&M (145), vs. #1 Georgia (167), vs. ULM (137), vs. #1 Alabama (104), 2017****Rushed for 100 yards in consecutive games ... Kerryon Johnson at Texas A&M (145), vs. #1 Georgia (167), vs. ULM (137), vs. #1 Alabama (104), 2017**

Rushed for 100 yards in four consecutive games vs. ranked opponents ... Tre Mason vs. #25 Georgia (115), vs. #1 Alabama (164), vs. #5 Missouri [SECCG] (304), vs. #1 Florida State [BCSN], 2013

Rushed for 100 yards in three consecutive games vs. ranked opponents ... Tre Mason vs. #25 Georgia (115), vs. #1 Alabama (164), vs. #5 Missouri [SECCG] (304), vs. #1 Florida State [BCSN], 2013

Rushed for 100 yards in consecutive games vs. ranked opponents ... Nick Marshall vs. #15 LSU (119) and at #3 Mississippi State (100), 2014

Rushed for 150 yards in four consecutive games ... Kamryn Pettway at Mississippi State (169), vs. #17 Arkansas (192), at Ole Miss (236), vs. Vanderbilt (173), 2016

Rushed for 150 yards in three consecutive games ... Kamryn Pettway at Mississippi State (169), vs. #17 Arkansas (192), at Ole Miss (236), vs. Vanderbilt (173), 2016

Rushed for 150 yards in consecutive games ... Kerryon Johnson vs. Ole Miss (204), at LSU (156), 2017

Rushed for 6 or more TDs in a game ... Carnell Williams vs. Mississippi St., 2003 (6)

Rushed for 5 or more TDs in a game ... Kerryon Johnson at Missouri, 2017 (5)**Rushed for 4 or more TDs in a game ... Kerryon Johnson at Missouri, 2017 (5)****Rushed for 3 or more TDs in a game ... Kamryn Pettway at Arkansas, 2017 (3)****Rushed for 2 or more TDs in a game ... Kerryon Johnson vs. Ole Miss, 2017 (3)**

2 Players Rushed for 2 or more TDs in a game ... Kam Martin (2) & Jeremy Johnson (2) vs. Alabama A&M, 2016

Rushed for 2 or more TDs in four consecutive games ... Carnell Williams vs. Western Carolina (2), vs. Vanderbilt (2), at Mississippi State (2), vs. Syracuse (2), 2002

Rushed for 2 or more TDs in three consecutive games ... Kerryon Johnson at Missouri (5), vs. #24 Mississippi State (3), vs. Ole Miss (3), 2017**Rushed for 3 TDs or more in consecutive games ... Kerryon Johnson at Missouri (5), vs. #24 Mississippi State (3), vs. Ole Miss (3), 2017**

QB Rushed for 2 or more TDs in a game ... Jeremy Johnson vs. Alabama A&M, 2016

QB Rushed for 2 or more TDs in back-to-back SEC games ... Nick Marshall vs. South Carolina (3), at #7 Ole Miss (2) & vs. Texas A&M (2), 2014

QB Rushed for 2 or more TDs in 3 straight SEC games ... Nick Marshall vs. South Carolina (3), at #7 Ole Miss (2) & vs. Texas A&M (2), 2014

Rushed for a TD in 11 consecutive games ... Tre Mason at #6 LSU (2); vs. #24 Ole Miss (1); vs. WCU (2); at #7 Texas A&M (1); vs. Florida Atlantic (1); at Arkansas (4); at Tennessee (3); vs. #25 Georgia (1); vs. #1 Alabama (1); vs. #5 Missouri [SECCG] (4); vs. #1 Florida State (1), 2013

Rushed for a TD in 10 consecutive games ... Tre Mason at #6 LSU (2); vs. #24 Ole Miss (1); vs. WCU (2); at #7 Texas A&M (1); vs. Florida Atlantic (1); at Arkansas (4); at Tennessee (3); vs. #25 Georgia (1); vs. #1 Alabama (1); vs. #5 Missouri [SECCG] (4); vs. #1 Florida State (1), 2013

Rushed for a combined 11 TDs in 3 straight games ... Kerryon Johnson at Missouri (5), vs. #24 Mississippi State (3), vs. Ole Miss (3), 2017**Rushed for a combined 9 TDs in 3 straight games ... Kerryon Johnson at Missouri (5), vs. #24 Mississippi State (3), vs. Ole Miss (3), 2017****Rushed for a combined 8 TDs in 3 straight games ... Kerryon Johnson at Missouri (5), vs. #24 Mississippi State (3), vs. Ole Miss (3), 2017**

LAST TIME...

Rushed for a combined 7 TDs in 3 straight games ... Kerryon Johnson at Missouri (5), vs. #24 Mississippi State (3), vs. Ole Miss (3), 2017
Rushed for a combined 6 TDs in 3 straight games ... Kerryon Johnson at Missouri (5), vs. #24 Mississippi State (3), vs. Ole Miss (3), 2017
Rushed for a combined 8 TDs in 2 straight games ... Kerryon Johnson at Missouri (5), vs. #24 Mississippi State (3), 2017
 Rushed for a TD on his first career rush ... Jason Smith at Arkansas, 2015 (9 yds)

Passed for 450 yards in a game ... Nick Marshall at #2 Alabama, 2014 (456)
 Passed for 400 yards in a game ... Nick Marshall at #2 Alabama, 2014 (456)
Passed for 300 yards in a game ... Jarrett Stidham vs. #10 UCF [Peach], 2018 (331)
 Attempted 50 passes in a game ... Dameyune Craig vs. Mississippi State, 1997 (54)
Attempted 40 passes in a game ... Jarrett Stidham vs. #10 UCF [Peach], 2018 (43)
 Threw five TDs in a game ... Chris Todd vs. Ball State, 2009 (5)
 Threw four TDs in a game ... Jeremy Johnson vs. Western Carolina, 2013 (4)
Threw three TDs in a game ... Jarrett Stidham vs. #1 Georgia, 2017 (3)
 Threw three or more TDs in three consecutive games ... Loran Carter vs. Miami (3), at Florida (3), vs. Tennessee (3), 1968
 Threw four TDs or more in consecutive games ... Chris Todd vs. West Virginia (4), vs. Ball State (5), 2009
 Threw two TDs or more in five consecutive games ... Cam Newton at Ole Miss (2), vs. Chattanooga (4), vs. Georgia (2), at Alabama (3), vs. South Carolina (4), 2010
 Threw a TD pass on Auburn's 1st pass of an SEC Championship Game ... Nick Marshall vs. #5 Missouri (38-yard TD pass to Sammie Coates in 1st qtr.), 2013

Had 500 yards total offense in a game ... Nick Marshall at #2 Alabama, 2014 (505)
 Had 400 yards total offense in a game ... Nick Marshall at #2 Alabama, 2014 (505)
Had 300 yards total offense in a game ... Jarrett Stidham vs. #10 UCF [Peach], 2018 (306)
Accounted for four or more TDs in a game ... Jarrett Stidham vs. #1 Georgia, 2017 (3 pass, 1 rush)
 Freshman accounted for four or more TDs in a game ... Jeremy Johnson vs. Western Carolina, 2013 (4)
 Two players accounted for three or more TDs in a game ... Tre Mason (3 rush) & Nick Marshall (2 rush, 1 pass) at Tennessee, 2013
Accounted for three or more TDs in a game ... Jarrett Stidham, 2017 (3 pass, 1 rush)
Accounted for three TDs in consecutive games ... Jarrett Stidham at Texas A&M (3 pass), vs. #1 Georgia (3 pass, 1 rush), 2017
Accounted for three TDs in three consecutive games ... Kerryon Johnson at Missouri (5 rush), vs. #24 Mississippi State (3 rush), vs. Ole Miss (3 rush), 2017
 Accounted for three TDs in four consecutive games ... Cam Newton vs. Chattanooga (5), vs. Georgia (4), at Alabama (4), vs. South Carolina (6), 2010

Caught 15 passes in a game... Willie Gosha vs. Arkansas, 1995 (17)
 Caught 12 or more passes in a game ... Darvin Adams vs. Northwestern [Outback], 2009 (12)
Caught 10 or more passes in a game ... Ryan Davis vs. #1 Alabama, 2017 (11)
Caught seven or more passes in a game ... Ryan Davis vs. #10 UCF [Peach], 2018 (8)
 Had 200 or more yards receiving in a game ... Sammie Coates at #2 Alabama, 2014 (206)
Had 150 or more yards receiving in a game ... Darius Slayton at Arkansas, 2017 (146)
 Had 100 yards receiving in three consecutive games ... Sammie Coates at No. 7 Texas A&M (104), vs. Florida Atlantic, 2013 & at Arkansas (102), 2013
 Had 100 yards receiving in consecutive games ... Sammie Coates at No. 7 Texas A&M (104) & vs. Florida Atlantic, 2013 (113)
Had 100 or more yards receiving in a game ... Will Hastings vs. #10 UCF [Peach], 2018 (117)
 Caught four or more TD passes in a game ... Alexander Wright vs. Pacific, 1989 (4)
 Caught three or more TD passes in a game ... Darvin Adams vs. Furman, 2009 (3)
 Caught two or more TD passes in a game ... Tony Stevens vs. Arkansas State, 2016 (2)
Caught a TD pass in consecutive games ... Nate Craig-Myers vs. #1 Alabama, vs. #6 Georgia [SECCG], 2017
Caught a TD pass in three consecutive games ... Darius Slayton at Arkansas, at Texas A&M, vs. #1 Georgia, vs. ULM, 2017
Caught a TD pass in four consecutive games ... Darius Slayton at Arkansas, at Texas A&M, vs. #1 Georgia, vs. ULM, 2017
 Caught a TD pass in six consecutive games ... Emory Blake at Alabama; vs. South Carolina [SECCG], vs. Oregon [BCSNCCG], vs. Utah State, vs. Mississippi State, at Clemson, vs. Florida Atlantic, 2010/11
 Caught a TD pass in seven consecutive games ... Emory Blake at Alabama; vs. South Carolina [SECCG], vs. Oregon [BCSNCCG], vs. Utah State, vs. Mississippi State, at Clemson, vs. Florida Atlantic, 2010/11
Caught 1 TD pass & had a rushing TD in the same game ... Kam Martin (41 yd catch/1 yd rush) vs. ULM, 2017
 Receiver caught 1 TD pass & had a rushing TD in the same game... Stanton Truitt (45 yd catch/20 yd rush/31 yd rush) vs. #17 Arkansas, 2016
Running back caught 1 TD pass & had a rushing TD in the same game... Kam Martin (41 yd catch/1 yd rush) vs. ULM, 2017
 Caught 1 TD pass & had a punt return for a TD in the same game ... Quan Bray (2 TD receptions [44 & 37]) & a 76-yard punt return for a TD, vs. Louisiana Tech, 2014
 Caught a TD pass on his first career catch ... Jalen Harris at Ole Miss, 2016 (15 yds)

Quarterback caught a TD pass ... Kiehl Frazier from Quan Bray vs. ULM, 2012
 Quarterback caught a pass from himself ... Nick Marshall vs. Mississippi State, 2013
 Running back caught two or more TD passes in a game ... Mario Fannin vs. Arkansas St., 2010 (2)
Running back caught a TD pass in consecutive games ... Kerryon Johnson at Texas A&M, vs. #1 Georgia, 2017
Running back threw a TD pass ... Kerryon Johnson vs. #1 Alabama [Nate Craig-Myers 3 yd], 2017
 Tight end caught two or more TD passes in a game ... Philip Lutzenkirchen vs. Ole Miss, 2011 (2)
 Tight end caught a TD pass in consecutive games ... CJ Uzomah vs. LA Tech, vs. LSU, 2014

Scored 18 or more points kicking ... Daniel Carlson vs. #17 LSU, 2016 (18)
Scored 15 or more points kicking ... Daniel Carlson vs. #1 Georgia, 2017 (16)
 Kicked 6 or more field goals in a game ... Daniel Carlson vs. #17 LSU, 2016 (6)
 Kicked five or more field goals in a game ... Daniel Carlson vs. #17 LSU, 2016 (6)
Kicked four or more field goals in a game ... Daniel Carlson vs. #1 Georgia, 2017 (4)
Had 150 kickoff return yards in a game ... Noah Igbinohe vs. #10 UCF [Peach], 2018 (174)
 Had 100 punt return yards in a game ... Chris Davis at Tennessee, 2013 (127)

Had an 80-yard run ... John Franklin III vs. ULM, 2016 (82)
 Had a 70-yard run ... Eli Stove vs. #17 Arkansas, 2016 (78)
Had a 60-yard run ... Malik Willis vs. ULM, 2017 (62)
 Completed an 80-yard pass ... Nick Marshall to Sammie Coates at Arkansas, 2013 (88)
Completed a 70-yard pass ... Jarrett Stidham to Ryan Davis vs. Ole Miss, 2017 (75)
Completed a 60-yard pass ... Ryan Davis to Darius Slayton at Arkansas, 2017 (62)
Kicked a field goal of 50 or more yards ... Daniel Carlson vs. #1 Georgia, 2017 (54)
 Kicked a field goal of 50 or more yards in consecutive games ... Daniel Carlson, 2015; vs. Wisconsin [Outback Bowl] (51), vs. Louisville (56)
Kicked two field goals of 50+ yards in a game ... Daniel Carlson at Missouri, 2017 (52, 54)
Had a 70-yard punt ... Aidan Marshall at Texas A&M, 2017 (70)
Had a 60-yard punt ... Aidan Marshall at Texas A&M, 2017 (70)
 Had four punts of 50+ yards in a game ... Kevin Phillips at #13 LSU, 2015 (56, 50, 51, 52)
 Had three punts of 50+ yards in a game ... Kevin Phillips at #13 LSU, 2015 (56, 50, 51, 52)
 Had two punts of 50+ yards in a game ... Kevin Phillips vs. #7 Oklahoma, 2017 (63, 51)
 Had four or more punts inside the 20 in a game ... Kevin Phillips at Georgia, 2016 (4)

Blocked a field goal in a game ... Derrick Brown vs. #10 UCF [Peach], 2018
 Blocked two field goals in a game ... Alton Moore at Georgia, 2001
 Blocked a PAT attempt ... Montravius Adams at Ole Miss, 2016
 Blocked two PAT attempts ... Charles Dorsey vs. LSU, 1998 (2)
Made 50 straight PAT attempts ... Daniel Carlson, 2014-17 (198)
Blocked a punt in a game... Nick Ruffin at Texas A&M, 2017
 Blocked two punts in a game... Justin Fetsko vs. ULM, 2003 (2)

Had 15 or more tackles in a game... Daren Bates at Ole Miss, 2012 (16)
 Intercepted three or more passes in a game ... Junior Rosegreen at Tennessee, 2004 (4)
 Intercepted two or more passes in a game ... Daniel Thomas at #1 Alabama, 2016 (2)
 Intercepted a pass in consecutive games ... Joshua Holsley at Ole Miss (1) & vs. Vanderbilt (1), 2016
 Intercepted two or more passes in consecutive games ... Jonathan Jones at #13 Mississippi State (2) & vs. South Carolina (2), 2014
 Intercepted a pass in three consecutive games ... Jerraud Powers, vs. Tennessee Tech, at Georgia; vs. Alabama, 2007
 Recovered two fumbles in a game ... Montravius Adams at Mississippi St., 2016 (2)
Forced two fumbles in a game ... Jeff Holland at Arkansas, 2017 (2)
Forced and recovered a fumble ... Jeff Holland at Arkansas, 2017
Intercepted a pass and had a fumble recovery in a game ... Nick Ruffin vs. ULM, 2017
 Had a player play on both offense and defense in the same game ... Johnathan Ford vs. Alabama A&M, 2016
 Was ejected ... Deshaun Davis vs. Vanderbilt, 2016

An Auburn Opponent

Scored 60 or more points ... Texas A&M, 2012 (63)
 Scored 55 or more points ... at Arkansas (4 OT), 2015 (54)
 Scored 40 or more points ... at Arkansas (4 OT), 2015 (54)

Had 400 or more yards rushing ... at #13 LSU, 2015 (411)
 Had 350 or more yards rushing ... at #13 LSU, 2015 (411)
 Had 300 or more yards rushing ... at #13 LSU, 2015 (411)
 Had 250 or more yards rushing ... #2 Alabama, 2015 (286)
 Had 50 or more rushing attempts ... #2 Alabama, 2015 (50)

LAST TIME...

Had five or more rushing TDs ... at #13 LSU, 2015 (5)

Had 500 yards passing ... Northwestern [Outback], 2009 (532)

Had 400 yards passing ... at Ole Miss, 2016 (465)

Had 350 yards passing ... at Ole Miss, 2016 (465)

Had 300 yards passing ... vs. Ole Miss, 2017 (346)

Had 60 or more pass attempts ... Washington State, 2013 (65)

Had 50 or more pass attempts ... vs. Ole Miss, 2017 (51)

Had 40 or more pass attempts ... vs. Ole Miss, 2017 (51)

Had 30 or more pass completions ... vs. Ole Miss, 2017 (34)

Had 25 or more pass completions ... vs. Ole Miss, 2017 (34)

Had five or more TDs passing ... South Carolina, 2014 (5)

Had four or more TDs passing ... at #2 Alabama, 2014 (4)

Had three or more TDs passing ... at Ole Miss, 2016 (3)

Had five passes intercepted ... Northwestern [Outback], 2009 (5)

Had four passes intercepted ... Northwestern [Outback], 2009 (5)

Had 600 yards total offense ... at #7 Texas A&M, 2013 (602)

Had 500 yards total offense ... vs. #7 Oklahoma, 2017 (524)

Had 400 yards total offense ... vs. #10 UCF [Peach], 2018 (411)

Had five or more fumbles ... at Mississippi State, 2016 (5)

Lost four or more fumbles ... Mississippi State, 2002 (4)

Had four or more turnovers ... at Missouri, 2017 (3 fum/1 int)

Returned a punt for a TD ... at LSU, 2017 (DJ Chark, 75 yds)

Returned a kickoff for a TD ... at Arkansas, 2017 (De'Vion Warren, 100)

Returned an interception for a TD ... #10 UCF [Peach], 2018 (Chequan Burkett, 45)

Returned a fumble for a TD ... vs. Georgia Southern, 2017 (Tomarcio Reese, 22)

Returned a blocked punt for a TD ... Mississippi State, 2009 (Robert Elliott, 10)

Returned a blocked field goal for a TD ... Texas A&M, 2014 (Myles Garrett blocked Daniel Carlson's 41-yd FGA & Deshazor Everett returned it 65 yards)

Blocked an Auburn punt ... Mississippi State, 2009

Blocked an Auburn field goal attempt ... vs. #6 Georgia [SECCG], 2017 (D. Hawkins-Muckle blocked a Daniel Carlson 31 yd FG attempt, recovered by Georgia)

Blocked two Auburn field goal attempts ... Texas A&M, 2017 (J. Madubuike blocked a Daniel Carlson 48 yd FG attempt, recovered by Texas A&M; A. Watts blocked a Daniel Carlson 52 yd FG attempt, recovered by Texas A&M)

Blocked an Auburn PAT ... at Tennessee, 2013 (Daniel McCullers)

Had a successful on-side kick ... South Carolina, 2014 (Landon Ard kick, Skai Moore recovery)

Held Auburn to 300 yards total offense ... vs. #6 Georgia [SECCG], 2017 (259)

Held Auburn to 200 yards total offense ... at #3 Clemson, 2017 (117)

Held Auburn to 150 yards total offense ... at #3 Clemson, 2017 (117)

Held Auburn below 100 yards rushing ... vs. #10 UCF [Peach], 2018 (90)

Held Auburn below 50 yards rushing ... at #3 Clemson, 2017 (38)

Held Auburn to negative yards rushing ... Tennessee, 1997 (-15)

Held Auburn below 100 yds. passing ... at #3 Clemson, 2017 (79) (13-24 att)

Held Auburn to 10 or fewer first downs ... at #1 Alabama, 2016 (7)

Sacked Auburn 10 or more times ... at #3 Clemson, 2017 (11)

Had 10 or more penalties ... #24 Mississippi State, 2017 (10)

Had 0 penalties ... at #20 Kansas State, 2014 (0)

Had 100 or more yards in penalties ... #7 Oklahoma, 2017 (100)

Had no third down conversions ... Georgia Southern, 2017 (0-15)

Had three 100-yard receivers in a game ... at #7 Ole Miss, 2014 (Evan Engram, 123; Vince Sanders, 105; Laquon Treadwell, 103)

Had two 100-yard receivers in a game ... Idaho, 2015 (Callen Hightower 161; Trent Cowan, 118)

Had a 200-yard rusher in a game ... #2 Alabama, 2015 (Derrick Henry, 271)

Had a 200-yard receiver in a game ... at #2 Alabama, 2014 (Amari Cooper, 224)

Had a 100-yard rusher and a 100-yard receiver ... #2 Clemson, 2016 (Wayne Gallman, 123 rush; Mike Williams, 174 rec.)

Had a 100-yard rusher and two 100-yard receivers ... Tulane, 2006 (Matt Forte, 117 rush; Preston Brown, 139 rec.; Damarcus Davis, 126 rec.)

Did not have a turnover ... #6 Georgia [SECCG], 2017

Scored a safety ... LSU, 2012

Scored a two-point conversion ... vs. #6 Georgia [SECCG], 2017 (Terry Godwin pass from Jake Fromm)

Had 40 minutes time of possession ... at #1 Alabama, 2016 (40:29)

An Opposing Player

Rushed for 200 yards in a game ... Derrick Henry, #2 Alabama, 2015 (271)

Rushed for 150 yards in a game ... Derrick Henry, #2 Alabama, 2015 (271)

Had two players rush for 100 yards in a game ... Melvin Gordon (251) & Corey Clement (105), #17 Wisconsin [Outback Bowl], 2015 (251)

Rushed for 100 yards in a game ... Mckenzie Milton, #10 UCF [Peach], 2018 (116)
Quarterback rushed for 100 yards in a game ... Mckenzie Milton, #10 UCF [Peach], 2018 (116)

Passed for 500 yards in a game ... Mike Kafka, Northwestern [Outback], 2009 (532)

Passed for 400 yards in a game ... Chad Kelly, at Ole Miss, 2016 (465)

Passed for 350 yards in a game ... Chad Kelly, at Ole Miss, 2016 (465)

Passed for 300 yards in a game ... Shea Patterson, vs. Ole Miss, 2017 (346)

Attempted 70 passes in a game ... Mike Kafka, Northwestern [Outback], 2009 (78)

Attempted 60 passes in a game ... Connor Halliday, Washington State, 2013 (65)

Attempted 50 passes in a game ... Shea Patterson, vs. Ole Miss, 2017 (51)

Attempted 40 passes in a game ... Shea Patterson, vs. Ole Miss, 2017 (51)

Completed 40 passes in a game ... Mike Kafka, Northwestern [Outback], 2009 (47)

Completed 30 passes in a game ... Shea Patterson, vs. Ole Miss, 2017 (34)

Threw five or more TD passes in a game ... Dylan Thompson, South Carolina, 2014 (5)

Threw four or more TD passes in a game ... Blake Sims, at #2 Alabama, 2014 (4)

Threw three or more TD passes in a game ... Chad Kelly, at Ole Miss, 2016 (3)

Had 500 yards total offense ... Chad Kelly, at Ole Miss, 2016 (505)

Had 400 yards total offense ... Chad Kelly, at Ole Miss, 2016 (505)

Had 350 yards total offense ... Mckenzie Milton, #10 UCF [Peach], 2018 (358)

Accounted for 5 or more TDs ... Blake Sims, at #2 Alabama, 2014 (5)

Accounted for 5 or more TDs in back-to-back seasons ... Johnny Manziel, #22 Texas A&M, 2012 (5), and at #7 Texas A&M, 2013 (5)

Threw, Ran and Caught a TD in a game ... Bo Wallace, Ole Miss, 2012 (2 rush, 1 pass, 1 rec.)

Caught 14 or more passes ... Josh Barge, Jacksonville St., 2015 (14)

Three or more players caught seven or more passes ... Laquon Treadwell (10),

Evan Engram (8), Vince Sanders (7), at #7 Ole Miss, 2014

Had 200 yards receiving ... Amari Cooper (224), at #2 Alabama, 2014

Had 100 yards receiving ... DJ Chark, at LSU (150), 2017

Caught four or more TD passes ... Mike Evans, at #7 Texas A&M, 2013 (4)

Caught three or more TD passes ... Amari Cooper, at #2 Alabama, 2014 (3)

Caught two or more TD passes ... Damion Ratley, at Texas A&M, 2017 (2)

Scored four TDs ... James Franklin, at #5 Missouri [SECCG], 2013 (3 pass, 1 rush)

Scored three TDs ... Leonard Fournette, at #13 LSU, 2015 (3 rush)

Had a 90-yard run ... Joe Adams, Arkansas, 2011 (92 [TD])

Had an 80-yard run ... Trayveon Williams, #17 Texas A&M, 2016 (89)

Had a 70-yard run ... Russell Gage, at LSU, 2017 (70)

Had a 60-yard run ... D/Andre Swift, vs. #6 Georgia [SECCG], 2017 (64)

Completed a 99-yard pass ... AJ McCarron to Amari Cooper, #1 Alabama, 2013 (99)

Completed an 80-yard pass ... AJ McCarron to Amari Cooper, #1 Alabama, 2013 (99)

Completed a 70-yard pass ... Garrett Smith to Brian Williams, vs. ULM, 2017 (70)

Completed a 60-yard pass ... Garrett Smith to Brian Williams, vs. ULM, 2017 (70)

Completed a 50-yard pass ... Garrett Smith to Brian Williams, vs. ULM, 2017 (70)

Kicked a 50-yard field goal ... Tommy Openshaw, Vanderbilt, 2016 (52)

Had a 70-yard punt ... JK Scott, at #2 Alabama, 2014 (70)

Had a 60-yard punt ... JK Scott, vs. #1 Alabama, 2017 (64)

Had four or more punts inside the 20 in a game ... Harrison Heim, ULM, 2017 (4)

Made five or more FGs ... Daniel LaCamera, #17 Texas A&M, 2016 (5)

Made four or more FGs ... Daniel LaCamera, #17 Texas A&M, 2016 (5)

Made three or more FGs ... Adam Griffith, #1 Alabama, 2016 (3)

Missed three or more FGs ... Jack Cantele, at #20 Kansas State, 2014 (3)

Had an 80-yard kickoff return ... De'Vion Warren, at Arkansas, 2017 (100, TD)

Both Teams

Had a player return an interception for a touchdown ... Mississippi State, 2011 [AU Demetruce McNeal 43 yds; MSU Johnathan Banks 27 yds]

Combined for 1,217 yards of total offense ... Auburn (615) at #7 Texas A&M (602), 2013 (1,217)

Combined for 1,200 yards of total offense ... Auburn (677) vs. #5 Missouri [SECCG] (534), 2013 (1,211)

Combined for 1,100 yards of total offense ... #15 Auburn (554) at Ole Miss (570), 2016 (1,124)

Combined for 1,000 yards of total offense ... #15 Auburn (554) at Ole Miss (570), 2016 (1,124)

Had both a 100-yard rusher and a 100-yard receiver ... at #6 LSU, 2013 [AU Tre Mason 132 rushing yds & Sammie Coates 139 receiving yds; LSU Jeremy Hill 184 rushing yds & Jarvis Landry 118 receiving yds]

Items in **BOLD** set during 2017 season

AUBURN OFFENSIVE CAREER BESTS

16 • DEVIN ADAMS

Completions 1 Georgia Southern 9/2/17
Pass Attempts... 2 Georgia Southern 9/2/17
Pass Yards.....-1 Georgia Southern 9/2/17
Pass Long.....-1 Georgia Southern 9/2/17
Rush Attempts... 2 Georgia Southern 9/2/17
Rush Yards..... 6 Georgia Southern 9/2/17
Rush Long..... 5 Georgia Southern 9/2/17

5 • DEVAN BARRETT

Rush Attempts... 5 Georgia Southern 9/2/17
Rush Yards.....26 Georgia Southern 9/2/17
Rush Long.....14 ULM 11/18/17
Receptions..... 3 Mercer 9/16/17
Rec. Yards.....17 Mercer 9/16/17
Ret. Long..... 9 Mercer 9/16/17
Rec. TD.....1 at Arkansas 10/21/17
Career Rec. TD... 1

80 • SAL CANNELLA

Receptions..... 1 3x (last: at LSU) 10/14/17
Rec. Yards..... 19 Georgia Southern 9/2/17
Rec. Long..... 19 Georgia Southern 9/2/17

43 • CEDRIC CHAMBERS

Rush Attempts... 4 Ala. A&M 11/19/16
Rush Yards.....20 Ala. A&M 11/19/16
Rush Long..... 7 Ala. A&M 11/19/16

27 • CHANDLER COX

Rush Attempts... 4 Clemson 9/3/16
Rush Yards..... 6 2x (last: at Georgia) 11/12/16
Rush Long..... 6 at Georgia 11/12/16
Rush TDs.....1 vs. Oklahoma 1/2/17
Receptions..... 2 2x (last: UCF [Peach]) 1/1/18
Receiving Yds... 23 UCF [Peach] 1/1/18
Rec. Long..... 21 Georgia [SECCG] 12/2/17
Career Rush TD.. 1

3 • NATE CRAIG-MYERS

Receptions..... 3 2x (last: UCF [Peach]) 1/1/18
Rec. Yards..... 61 at Missouri 9/23/17
Rec. Long..... 57 at Missouri 9/23/17
Rec. TDs.....1 4x (last: Georgia [SECCG])12/2/17
Career Rec. TD... 4

23 • RYAN DAVIS

Receptions.....11 Alabama 11/25/17
Rec. Yards.....139 Alabama 11/25/17
Rec. Long..... 75 Ole Miss 10/7/17
Rec. Tds.....1 6x (last: Georgia) 11/11/17
Career Rec. TD... 6
Rush Attempts... 1 5x (last: vs. Oklahoma) 1/2/17
Rush Yards.....28 at Texas A&M 11/7/15
Rush Long.....28 at Texas A&M 11/7/15
Punt Ret..... 1 3x (last: ULM) 11/18/17
Punt Ret. Yds.. 26 Georgia 11/11/17
Punt Ret. Long 26 Georgia 11/11/17
Pass TD.....1 at Arkansas 10/21/17
Pass Long..... 62 at Arkansas 10/21/17

85 • JALEN HARRIS

Receptions..... 1 3x (last: Alabama) 11/25/17
Rec. Yards..... 15 at Ole Miss 10/29/16
Rec. Long..... 15 at Ole Miss 10/29/16
Rec. TDs.....1 2x (last: vs. Oklahoma) 1/2/17
Career Rec. TD... 2

33 • WILL HASTINGS

Receptions..... 6 UCF [Peach] 1/1/18
Rec. Yards.....117 UCF [Peach] 1/1/18
Rec. Long..... 49 at LSU 10/14/17
Rec. TDs.....1 5x (last: UCF [Peach]) 1/1/18
Career Rec. TD... 5

4 • NOAH IGBINOGENE

Receptions..... 3 Mercer 9/16/17
Rec. Yards.....24 Mercer 9/16/17
Rec. Long.....14 Mercer 9/16/17
Rush Attempts... 1 Georgia Southern 9/2/17
Rush Yards.....11 Georgia Southern 9/2/17
Rush Long.....11 Georgia Southern 9/2/17
Kick Ret..... 6 UCF [Peach] 1/1/18
Kick Ret Yds.. 174 UCF [Peach] 1/1/18
Kick Ret Lg..... 72 UCF [Peach] 1/1/18

21 • KERRYON JOHNSON

Rush Attempts 32 Georgia 11/11/17
Rush Yards.....204 Ole Miss 10/7/17
Rush Long..... 60 Georgia Southern 9/2/17
Rush TD..... 5 at Missouri 9/23/17
Receptions..... 5 at Texas A&M 11/4/17
Receiving Yds.. 68 LSU 9/24/16
Rec. Long..... 55 Georgia 11/11/17
Rec. TD..... 1 2x (last: Georgia) 11/11/17
Kick Ret..... 4 at Kentucky 10/15/15
Kick Ret Yds... 111 at Kentucky 10/15/15
Kick Ret Lg..... 42 Vanderbilt 11/5/16
Pass TD..... 1 2x (last: Alabama) 11/25/17
Pass Long..... 3 Alabama 11/25/17
AP Yards..... 233 Georgia 11/11/17
Career Rush TD 32
Career Rec. TD... 2
Career Rush TD... 2
Career TDs..... 36
100-yd Gm..... 11

89 • GRIFFIN KING

Receptions..... 1 Missouri 9/23/17
Rec. Yards..... 0 Missouri 9/23/17
Rec. Long..... 0 Missouri 9/23/17

9 • KAM MARTIN

Rush Attempts 21 vs. Ala. A&M 11/19/16
Rush Yards.....176 vs. Ala. A&M 11/19/16
Rush Long..... 61 Georgia Southern 9/2/17
Rush TD..... 2 vs. Ala. A&M 11/19/16
Receptions..... 1 5x (last: ULM) 11/18/17
Rec. Yards..... 42 at Mississippi St. 10/8/16
Rec. Long..... 42 at Mississippi St. 10/8/16
Rec. TD..... 1 ULM 11/18/17
Kick Ret..... 1 2x (last: at Clemson) 9/9/17
Kick Ret Yds... 19 at Clemson 9/9/17
Kick Ret Lg..... 19 at Clemson 9/9/17
Career Rush TD.. 5
Career Rec. TD... 1
100-yd Gm..... 2

17 • MARQUIS McLAIN

Receptions..... 1 2x (last: UCF [Peach]) 1/1/18
Rec. Yards..... 37 Georgia 11/11/17
Rec. Long..... 37 Georgia 11/11/17

32 • MALIK MILLER

Rush Attempts... 9 2x (last: at Missouri) 9/23/17
Rush Yards..... 45 ULM 10/1/16
Rush Long..... 14 ULM 10/1/16
Rush TD..... 1 2x (last: ULM) 11/18/17
Receptions..... 1 3x (last: Georgia [SECCG])12/2/17
Rec. Yards..... 11 Georgia [SECCG] 12/2/17
Rec. Long..... 11 Georgia [SECCG] 12/2/17
Career Rush TD.. 2

36 • KAMRYN PETTWAY

Rush Attempts 39 at Mississippi St. 10/8/16
Rush Yards..... 236 at Ole Miss 10/29/16
Rush Long..... 64 Arkansas St. 9/10/16
Rush TD..... 3 3x (last: at Arkansas) 10/21/17
Receptions..... 3 Mercer 9/16/17
Rec. Yards..... 32 Mercer 9/16/17
Rec. Long..... 16 Mercer 9/16/17
Kick Ret..... 1 at LSU 9/19/15
Kick Ret Yds... 8 at LSU 9/19/15
Kick Ret Lg..... 8 at LSU 9/19/15
AP Yards..... 236 at Ole Miss 10/29/16
Career Rush TD 13
100-yd Gm..... 8

81 • DARIUS SLAYTON

Receptions..... 5 UCF [Peach] 1/1/18
Rec. Yards..... 146 at Arkansas 10/21/17
Rec. Long..... 62 at Arkansas 10/21/17
Rec. TDs..... 1 6x (last: ULM) 11/18/17
Career Rec. TD... 6

8 • JARRETT STIDHAM

Completions 32 Mercer 9/16/17
Pass Attempts.. 43 UCF [Peach] 1/1/18
Pass Yards..... 419 at Kansas St. 11/5/15
Pass Yards (quarter)
..... 136 at Kansas St. (2nd Q.) 11/5/15
Pass TDs..... 3 3x (last: Georgia) 11/11/17
Interceptions... 2 2x (last: UCF [Peach]) 1/1/18
Pass Long..... 81 at Kansas St. 11/5/15
Rush Attempts 18 at Clemson 9/9/17
Rush Yards..... 51 Alabama 11/25/17
Rush TDs..... 1 6x (last: Alabama) 11/25/17
Rush Long..... 24 at Texas A&M 11/4/17
150-Yd Pass..... 1 last: UCF [Peach] (331) 1/1/18
300-Yd Pass..... 3 last: UCF [Peach] (331) 1/1/18
Career Pass TD.. 30
AU Pass TD... 18
Career Rush TD... 6
AU Rush TD... 4
Career TDs..... 36
AU Career TD 22

12 • ELI STOVE

Rush Attempts... 4 Georgia 11/11/17
Rush Yards..... 94 Arkansas 10/22/16
Rush Long..... 78 Arkansas 10/22/16
Rush TD..... 1 3x (last: UCF [Peach]) 1/1/18
Receptions..... 5 at Ole Miss 10/29/16
Rec. Yards..... 87 at Alabama 11/26/16
Rec. Long..... 57 Mississippi St. 9/30/17
AP Yards..... 106 Arkansas 10/22/16
Career Rush TD... 3
Career Rec. TD... 3
Career TDs..... 3

14 • MALIK WILLIS

Completions..... 3 Missouri 9/23/17
Pass Attempts... 4 Missouri 9/23/17
Pass Yards..... 37 Georgia 11/11/17
Pass Yards (quarter)
..... 37 Georgia (4th Q.) 11/11/17
Pass TD..... 1 at Arkansas 10/21/17
Interceptions... 0
Pass Long..... 37 Georgia 11/11/17
Rush Attempts... 7 Missouri 9/23/17
Rush Yards..... 67 Mississippi St. 9/30/17
Rush Long..... 67 Mississippi St. 9/30/17
Rush TDs..... 1
Pass TDs..... 1
150-Yd Pass..... 2
Career TDs..... 2

SPECIALISTS

39 • DANIEL CARLSON

FG Attempts..... 6 LSU 9/24/16
FGs Made..... 6 LSU 9/24/16
Career Long..... 56 vs. Louisville 9/5/15
FG Blocked..... 2 at Texas A&M 11/4/17
Touchbacks..... 9 at Missouri 9/23/17
Punts..... 6 at Miss. State 10/11/14
Punt Avg..... 53.3 Arkansas 8/30/14
Long Punt..... 62 Arkansas 8/30/14
Inside 20..... 2 5x (last: Wisconsin) 1/1/15
Rush Attempts... 1 Arkansas St. 9/10/16
Rush Yards..... 20 Arkansas St. 9/10/16
Rush TDs..... 1 Arkansas St. 9/10/16
Rush Long..... 20 Arkansas St. 9/10/16

41 • AIDAN MARSHALL

Punts..... 6 2x (last: Georgia [SECCG])12/2/17
Punt Avg..... 47.4 at Texas A&M 11/4/17
Long Punt..... 70 at Texas A&M 11/4/17
Inside 20..... 3 Alabama 11/25/17

43 • IAN SHANNON

Punts..... 8 at Clemson 9/9/17
Punt Avg..... 42.0 Georgia Southern 9/2/17
Long Punt..... 49 at Clemson 9/9/17
Inside 20..... 3 at Clemson 9/9/17
TB (punting).... 2 ULM 10/1/16
TB (kickoff).... 2 vs. Ala. A&M 11/19/16

AUBURN DEFENSIVE CAREER BESTS

48 • MONTAVIOUS ATKINSON

Tackles 7 Mississippi St. 9/30/17
 TFL 1.5 Arkansas St. 9/10/16
 FF 1 at Missouri 9/23/17
 Sacks 1.0 at Clemson 9/9/17
 PBU 1 Georgia 11/11/17
 Career Tackles 74
 Career TFL 6.0
 Career Sacks 1.0

33 • K.J. BRITT

Tackles 1 4x (last: ULM) 11/18/17
 Career Tackles .. 4

22 • JOHN BROUSSARD JR.

Tackles 2 2x (last: at Arkansas) 10/21/17
 PBU 1 ULM 10/1/16
 Career Tackles .. 8
 Career PBU 1

5 • DERRICK BROWN

Tackles 7 2x (last: UCF [Peach]) 1/1/18
 Sacks 1.0 3x (last: at Clemson) 9/9/17
 TFL 2.0 2x (last: Ole Miss) 10/7/17
 FF 1 2x (last: Arkansas) 11/25/17
 FR 1 Clemson 9/3/16
 PBU 1 2x (last: Mercer) 9/16/17
 Career Tackles .67
 Career TFL 10.5
 Career Sacks .. 4.5
 Career PBU 2
 Career FF 2

1 • BIG KAT BRYANT

Tackles 2 Mercer 9/16/17
 TFL 1.0 2x (last: at Arkansas) 9/30/17
 Sacks 1.0 2x (last: at Arkansas) 10/21/17
 FF 1 Mississippi St. 9/30/17
 Career Tackles .. 5
 Career TFL 2.5
 Career Sacks .. 2.0

93 • TYLER CARTER

Tackles 1 2x (last: Mississippi St.) 9/30/17
 Career Tackles .. 2

91 • NICK COE

Tackles 6 2x (last: at Arkansas) 10/21/17
 TFL 1.0 3x (last: Alabama) 11/25/17
 Sacks 1.0 Alabama 11/25/17
 PBU 1 ULM 11/18/17
 Career Tackles 25
 Career Sacks .. 2.0
 Career TFL 4.5
 Career PBU 1

3 • MARLON DAVIDSON

Tackles 6 ULM 11/18/17
 TFL 2.0 Georgia Southern 9/2/17
 Sacks 2.0 Georgia Southern 9/2/17
 FF 1 2x (last: at Clemson) 9/9/17
 FR 1 2x (last: at Missouri) 9/23/17
 PBU 2 Arkansas 10/22/16
 Career Tackles 50
 Career Sacks .. 5.5
 Career TFL 12.0
 Career PBU 5

6 • CARLTON DAVIS

Tackles 11 2x (last: at Clemson) 9/9/17
 TFL 1.0 4x (last: at Georgia) 11/12/16
 Sacks 0.5 Memphis 12/3/15
 INT 1 4x (last: at Missouri) 9/23/17
 PBU 4 Mississippi St. 9/30/17
 FF 1 3x (last: ULM) 11/18/17
 FR 1 at LSU 10/14/17
 Career Tackles 138
 Career INT 4
 Career TFL 4.5
 Career Sacks .. 0.5
 Career PBU 33
 Career FF 3
 Career FR 1

57 • DESHAUN DAVIS

Tackles 10 4x (last: Georgia [SECCG]) 12/2/17
 TFL 4.0 at Alabama 11/26/16
 Sacks 1.0 4x (last: Alabama) 11/25/17
 PBU 1 4x (last: Mercer) 9/16/17
 FR 1 2x (last: UCF [Peach]) 1/1/18
 Career Tckl 150
 Career TFL 14.5
 Career Sacks .. 4.0
 Career PBU 4
 Career FR 2

13 • JAVARIS DAVIS

Tackles 6 at Alabama 11/26/16
 TFL 3.0 at Alabama 11/26/16
 Sacks 1.0 vs. Ala. A&M 11/19/16
 PBU 2 4x (last: UCF [Peach]) 1/1/18
 INT 1 4x (last: ULM) 11/18/17
 FF 1 ULM 11/18/17
 Career Tackles 66
 Career INT 4
 Career PBU 15
 Career FF 1
 Career Sacks 1.0

12 • JAMEL DEAN

Tackles 7 Ole Miss 10/7/17
 TFL 1.0 2x (last: at Arkansas) 10/21/17
 PBU 3 Mississippi St. 9/30/17
 Career Tackles 43
 Career TFL 3.0
 Career PBU 8

20 • JEREMIAH DINSON

Tackles 6 2x (last: Georgia) 11/11/17
 Sacks 1.0 at Arkansas 10/21/17
 TFL 1.0 2x (last: at Arkansas) 10/21/17
 FR 1 at Clemson 9/9/17
 PBU 1 4x (last: UCF [Peach]) 1/1/18
 Career Tackles 62
 Career TFL 2.5
 Career PBU 4

46 • DEVIN GUICE

Tackles 1 Ole Miss 10/7/17
 Career Tackles .. 1

4 • JEFF HOLLAND

Tackles 6 at Texas A&M 11/4/17
 TFL 2.0 2x (last: at LSU) 10/14/17
 Sacks 2.0 at LSU 10/14/17
 FF 2 at Arkansas 10/21/17
 FR 1 2x (last: at Arkansas) 10/21/17
 PBU 1 at Clemson 9/9/17
 Career Tackles .71
 Career Sacks .. 13.0
 Career TFL 18.5
 Career PBU 1

10 • PAUL JAMES III

Tackles 2 5x (last: at Arkansas) 10/21/17
 TFL 1.0 2x (last: ULM) 11/18/17
 PBU 1 Clemson 9/3/16
 Career Tackles .12
 Career TFL 2.0
 Career PBU 1

21 • TRAVION LEONARD

Tackles 2 Ole Miss 10/7/17
 PBU 1 Mercer 9/16/17
 Career Tackles .. 5
 Career PBU 1

28 • TRAY MATTHEWS

Tackles 12 at Auburn 11/16/13
 TFL 1.0 4x (last: Georgia [SECCG]) 12/2/17
 Sacks 1.0 Georgia [SECCG] 12/2/17
 PBU 2 North Texas 3/21/13
 Interceptions ... 1 5x (last: Mississippi St.) 9/30/17
 FF 1 3x (last: Vanderbilt) 11/5/16
 FR 1 at Clemson 9/9/17
 Career Tckl 217
 AU Tackles 181
 Career PBU 15
 AU PBU 10
 Career TFL 6.0
 AU TFL 4.5
 Career Sacks 1.0
 AU Sacks 1.0
 Career INT 5
 AU INT 4

51 • RICHARD McBRYDE

Tackles 4 at Missouri 9/23/17
 TFL 1.0 2x (last: at LSU) 10/14/17
 PBU 1 vs. Ala. A&M 11/19/16
 Career Tackles .. 16
 Career Sacks .. 0.5
 Career TFL 2.5
 Career PBU 1

55 • T.D. MOULTRY

Tackles 3 2x (last: Alabama) 11/25/17
 Sacks 1.0 at Texas A&M 11/4/17
 TFL 1.0 2x (last: at Texas A&M) 11/4/17
 Career Tackles .15
 Career TFL 2.5
 Career Sacks 1.5

15 • JORDYN PETERS

Tackles 8 UCF [Peach] 1/1/18
 Sacks 1.0 at Missouri 9/23/17
 TFL 1.0 at Missouri 9/23/17
 FF 1 at Missouri 9/23/17
 PBU 1 Alabama 11/25/17
 Career Tackles 24
 Career Sacks 1.0
 Career TFL 1.5
 Career PBU 1

14 • STEPHEN ROBERTS

Tackles 9 at Ole Miss 10/29/16
 TFL 2.0 Georgia Southern 9/2/17
 PBU 2 2x (last: Georgia) 11/11/17
 INT 1 2x (last: vs. Ala. A&M) 11/19/16
 FF 1 at LSU 10/14/17
 Career Tackles 136
 Career INT 2
 Career TFL 7.5
 Career PBU 14
 Career FF 1
 Punt Ret 4 Mercer 9/16/17
 Punt Ret Yds .. 58 at Alabama 11/26/16
 Punt Reg Long 58 at Alabama 11/26/16

19 • NICK RUFFIN

Tackles 10 Clemson 9/3/16
 TFL 1.0 Texas A&M 9/17/16
 PBU 2 2x (last: Texas A&M) 9/17/16
 FR 1 ULM 11/18/17
 INT 1 ULM 11/18/17
 Career Tackles 96
 Career TFL 1.5
 Career PBU 10
 Career FR 1
 Career INT 1

95 • DONTAVIUS RUSSELL

Tackles 7 2x (last: at LSU) 10/14/17
 Sacks 1.5 vs. Louisville 9/5/15
 TFL 3.5 ULM 11/18/17
 FF 1 Georgia 11/11/17
 FR 1 San Jose' St. 10/3/15
 PBU 1 5x (last: UCF [Peach]) 1/1/18
 Career Tackles 117
 Career Sacks .. 4.5
 Career TFL 11.0
 Career PBU 5

25 • JASON SMITH

Tackles 2 at Missouri 9/23/17
 Career Tackles .. 5
 Receptions 2 5x (last: Vanderbilt) 11/5/16
 Rec. Yards 82 Alabama 11/28/15
 Rec. Long 77 Alabama 11/28/15
 Rec. TDs 1 2x (last: Memphis) 12/30/15
 Rush Attempts .. 2 Alabama 11/28/15
 Rush Yards 24 at Texas A&M 11/7/15
 Rush Long 24 at Texas A&M 11/7/15
 Rush TD 1 at Arkansas 10/24/15
 AP Yards 85 Alabama 11/28/15
 Kick Returns 1 at Alabama 11/26/16
 KR Yards 20 at Alabama 11/26/16
 KR Long 20 at Alabama 11/26/16
 Career Rec. TD .. 2
 Career Rush TD .. 1
 Career TDs 3

24 • DANIEL THOMAS

Tackles 6 2x (last: at LSU) 10/14/17
 TFL 1.5 vs. Ala. A&M 11/19/16
 PBU 1 4x (last: at LSU) 10/14/17
 Interceptions ... 2 at Alabama 11/26/16
 FR 1 at Missouri 9/23/17
 Career Tackles .51
 Career INT 3
 Career PBU 7
 Career TFL 1.5

18 • TRE' THREAT

Tackles 3 vs. Ala. A&M 11/19/16
 TFL 1.0 vs. Ala. A&M 11/19/16
 Career Tackles .. 3

94 • TYRONE TRUESDELL

Tackles 1 5x (last: ULM) 11/18/17
 TFL 1.0 at Missouri 9/23/17
 FR 1 at Missouri 9/23/17
 Career Tackles .. 5
 Career TFL 1.0

97 • GARY WALKER

Tackles 1 2x (last: Arkansas) 10/22/16
 TFL 1.0 ULM 10/1/16
 Safety 1 ULM 10/1/16
 Career Tackles .. 2
 Career TFL 1.0

79 • ANDREW WILLIAMS

Tackles 5 Alabama 11/25/17
 Sacks 1.0 3x (last: Arkansas) 10/22/16
 TFL 1.0 4x (last: Alabama) 11/25/16
 Career Tackles 55
 Career Sacks .. 3.0
 Career TFL 4.5

49 • DARRELL WILLIAMS

Tackles 11 Vanderbilt 11/5/16
 TFL 1.0 4x (last: Mercer) 9/16/17
 Sacks 0.5 at Clemson 9/9/17
 FF 1 Clemson 9/3/16
 FR 1 2x (last: Georgia) 11/11/17
 PBU 1 2x (last: vs. Ala. A&M) 11/19/16
 Career Tackles 59
 Career Sacks .. 0.5
 Career TFL 4.0

30 • TRE' WILLIAMS

Tackles 10 3x (last: Ga. Southern) 9/2/17
 TFL 2.0 Georgia Southern 9/2/17
 Sacks 2.0 Georgia Southern 9/2/17
 FR 1 2x (last: Alabama) 11/25/17
 PBU 1 at Ole Miss 10/29/16
 Career Tackles 188
 Career Sacks .. 3.5
 Career TFL 10.0
 Career PBU 2
 Career FR 2

31 • CHANDLER WOOTEN

Tackles 4 Ole Miss 10/7/17
 Career Tackles .. 8