

Reggie Torbor

Monreko Crittenden

Karlos Dansby

DeMarco McNeil

Brandon Johnson


2003

AUBURN UNIVERSITY FOOTBALL

Hard Gilyard

Dontarrious Thomas





AUBURN HEAD COACH TOMMY TUBERVILLE

2003 Auburn Football

In Memory of Jim Fyffe

1945-2003

Auburn Play-by-Play Announcer

Jim Fyffe spent 22 years as Auburn's lead announcer for football and men's basketball. He was known for his signature call, "**TOUCHDOWN AUBURN!**" He called play-by-play for Auburn's Southeastern Conference championship seasons in 1983, 1987, 1988, and 1989 and the Tigers' undefeated season in 1993. He provided the radio call for numerous bowl games and action for such Auburn players as Bo Jackson, Brent Fullwood, Tracy Rocker, Aundray Bruce, Lawyer Tillman, Reggie Slack, Stan White, Takeo Spikes and Rudi Johnson.



The following are a few of Fyffe's greatest football calls:

- 1982** "Bo Over the Top": Bo Jackson's one-yard leap over the Alabama goal line broke a nine-year losing skid to Alabama.
- 1985** "Bye-Bye Bo": Bo Jackson scores on a 76-yard touchdown run against Georgia Tech.
- 1986** The Lawyer Tillman Reverse: Auburn defeats Alabama on a Tillman reverse.
- 1987** "Tillman, Tillman, Tillman!": Lawyer Tillman catches a four-yard pass from Jeff Burger with 22 seconds remaining to give Auburn a 14-10 lead over Georgia Tech.
- 1993** Nix to Sanders: Patrick Nix comes off the bench and hits Frank Sanders down the sideline on a 4th-and-15 play for a touchdown against Alabama. Auburn went on to win 22-14 and finished the season undefeated.
- 1994** Sanders' Catch: Frank Sanders catches a eight-yard pass from Patrick Nix with 34 seconds left as sixth-ranked Auburn upsets top-ranked Florida, 36-33, at The Swamp.



Table of Contents

2003 Auburn Football

2003 Auburn Football

Contents	2-3
Quick Facts	3
Media Information	4-6
Auburn Media Relations	5
Media Outlets	6

Auburn Football 7-40



This is Auburn Football	8-19
Academics	20-21
Jordan-Hare Stadium	22-26
Practice Facilities	26
Athletic Facilities	27
Athletic Complex	28
Loveland Museum	29
Auburn Strength and Conditioning	30-31
Auburn Sports Medicine	32-33
Uniquely Auburn	34-37
The Fable of War Eagle	38
Aubie	39
Tiger	40

2003 Outlook 41-48



Alphabetical Roster	42
Numerical Roster	43
Depth Chart	44
Auburn at a Glance	45
Quoting Tommy Tuberville	46-47
Squad Analysis/Pronunciations	48

2003 Tigers 49-92



2003 Auburn Tigers	50-89
Newcomers	90-92

Coaches 93-112

Tommy Tuberville	94-101
Gene Chizik	102
Don Dunn	103
Steve Enslinger	104
Eddie Gran	105
Greg Knox	106
Phillip Lolley	107
Hugh Nall	108
Terry Price	109
Joe Whitt	110
Support Staff	111-112



Opponents 113-130

Southern Cal	114
Georgia Tech	115
Vanderbilt	116
W. Kentucky	117
Tennessee	118
Arkansas	119
Mississippi State	120
LSU	121
Louisiana-Monroe	122
Homecoming	123
Ole Miss	124
Georgia	125
Deep South's Oldest Rivalry	126
Alabama	127
Auburn-Alabama Rivalry	128
SEC Composite Schedule	129
Opponents Composite Schedule	130



2002 Review 131-154

2002 Game Reviews	132-144
2002 Final Stats	145-146
2002 Defensive Stats	147
2002 Drives/Starting Lineups	148
2002 Team Game-by-Game	149
2002 Offensive Game-by-Game	150
2002 Defensive Game-by-Game	151
2002 Superlatives	152
Tuberville Superlatives	153
2002 Player Honors	154



SEC 155-166

SEC Football	156
2002 Final SEC Standings	157
2002 SEC Individual Stats	158-160
2002 SEC Individual Superlatives	161
2002 SEC Team Stats	162-163
2002 All-SEC Teams	164
SEC Football Champions	165
Schedule Formats/BCS	166



Records 167-210

All-Purpose Records	168
Defensive Records	169-172
Kick Return Records	173-176
Passing Records	177-184
Punting Records	185-186
Receiving Records	187-190
Rushing Records	191-196
Scoring Records	197-201
Total Offense Records	202-204
Career Stat Leaders	205-210



History 211-286

All-Time Results	212-226
Captains	226
Miscellaneous/Final Rankings	228
Yearly Records	229
Records vs. All Opponents	230
Results vs. All Opponents	231-236
Auburn vs. Division I Conferences	237
Auburn on TV	238-239
Lettermen	240-253
All-Time Coaching Records	254
All-Time Assistant Coaches	255
Pat Sullivan, 1971 Heisman	256
Bo Jackson, 1985 Heisman	257
Zeke Smith, 1958 Outland	258
Tracy Rocker, 1988 Outland/Lombardi	259
Auburn All-Americans	260-266
Honors	267-271
Nat. FB Foundation HOF	272-273
Auburn Awards	274-275
Season Awards	276
A-Day Awards	277
Spring Awards	278-279
Auburn's All-Time Teams	280-283
Teams of the Decades	284
The Last Time ...	285-286



CREDITS

The 2003 Auburn Football Media Guide is published by the Auburn Media Relations Office, a division of the Auburn Athletic Department. The guide was edited by Meredith Jenkins and Thomas Stepp. Editorial assistance was provided by Kirk Sampson, Reba Gullledge, Eva Bidgood, Brad Hudson, David Solanas, and Dannah Allen. Cover artwork by John McNutt. Photography provided by AU Photo Services (Jeff Etheridge), Todd Van Emst, David Williams, Cliff Williams, Bettye Garlington, John Reed, Ed Jones, Sam Oliver, Darrell McAllister, and Mike Cortez. The guide was printed by Ebsco Printing.

Table of Contents/Schedules

2003 Auburn Football

Bowls 287-306

Auburn Bowl History
.....288

Auburn Bowl
Records ..279-280

1937 Bacardi/1938 Orange291

1954 Gator/1954 Gator292

1955 Gator/1964 Orange293

1965 Liberty/1968 Sun294

1969 Astro-Bluebonnet/1971 Gator295

1972 Sugar/1972 Gator296

1973 Sun/1974 Gator297

1982 Tangerine/1984 Sugar298

1984 Liberty/1986 Cotton299

1987 Citrus/1988 Sugar300

1989 Sugar/1990 Hall of Fame301

1990 Peach/1996 Outback302

1996 Independence/1998 Peach303

2000 Citrus / 2001 Peach304

2002 Capital One305

2003 Bowl Schedule306



Auburn in the NFL 307-318

Auburn in the NFL ...
.....308-310

Auburn in the NFL Draft311-313

NFL Honors314

Auburn by NFL Team315-318



University 319-336

Auburn University ...
.....320-321

President Dr. William
Walker322

David Houseel323

Athletic Dept. Personnel324-330

Fight Song, Creed, Alma Mater331

Auburn Network332-333

Mission Statement/NCAA334

Tigerettes and Tiger Hosts335

City of Auburn336



2003 Schedule

Aug. 30	SOUTHERN CALAUBURN
Sept. 6	at Georgia TechAtlanta
Sept. 13	at VanderbiltNashville
Sept. 27	WESTERN KENTUCKYAUBURN
Oct. 4	TENNESSEEAUBURN
Oct. 11	at ArkansasFayetteville
Oct. 18	MISSISSIPPI STATEAUBURN
Oct. 25	at LSUBaton Rouge
Nov. 1	LOUISIANA-MONROEAUBURN
Nov. 8	OLE MISSAUBURN
Nov. 15	at GeorgiaAthens
Nov. 22	ALABAMAAUBURN

2004 Schedule

Sept. 4	BALL STATEAUBURN
Sept. 11	at Mississippi StateStarkville
Sept. 18	LSUAUBURN
Sept. 25	BOWLING GREENAUBURN
Oct. 2	at TennesseeKnoxville
Oct. 9	LOUISIANA TECHAUBURN
Oct. 16	ARKANSASAUBURN
Oct. 23	KENTUCKYAUBURN
Oct. 30	at Ole MissOxford
Nov. 13	GEORGIAAUBURN
Nov. 20	at AlabamaTuscaloosa

Subject to Change

2003 Quick Facts

General Information

Location: Auburn, AL
Founded: 1856
Enrollment: 21,775
President: Dr. William Walker
Athletic Director: David Houseel
Faculty Representative:
 Marcia Boosinger
Nickname: Tigers
Colors: Burnt Orange and Navy Blue
Stadium: Jordan-Hare Stadium
 (86,063)
Playing Surface: Natural Grass
Conference: Southeastern
 (West)
First Year of Football: 1892

Football Staff

Head Coach: Tommy Tuberville
Offensive Coordinator/OL:
 Hugh Nall
**Defensive
 Coordinator/Secondary:**
 Gene Chizik
Quarterbacks: Steve Ensminger
**Running Backs/Special
 Teams:** Eddie Gran
**Wide Receivers/Recruiting
 Coord.:** Greg Knox
Defensive Backs: Phillip Lolley
Linebackers: Joe Whitt
Defensive Ends: Terry Price
Defensive Line: Don Dunn



Auburn Media Relations

2003 Auburn Football



Meredith Jenkins



Kirk Sampson



Chuck Gallina



Mendy Nestor



Dan Froehlich



Reba Gullede



Kathy Harker

Auburn Media Relations

MEREDITH JENKINS, Asst. AD/Media Relations(334) 821-6981

Football

heinsml@auburn.edu

KIRK SAMPSON, Associate Director(334) 887-0839

Baseball, Football

sampska@auburn.edu

CHUCK GALLINA, Associate Director(334) 502-0929

Men's Basketball, Golf

gallica@auburn.edu

MENDY NESTOR, Associate Director(334) 704-0979

Women's Basketball, Soccer, Men's Tennis

nestome@auburn.edu

DAN FROELICH, Assistant Director(334) 826-2838

Volleyball, Swimming, Women's Tennis

froehdp@auburn.edu

REBA GULLEDE, Administrative Assistant(334) 887-7621

KATHY HARKER, Coliseum Secretary(334) 887-5532

SCOTT DEAN, Media Relations Asst.Softball, Equestrian, Football

CAROL WHITE, Media Relations Asst.Gymnastics, Track and Field

Home Phone

MAILING ADDRESS

P.O. Box 351
Auburn, AL 36831-0351

OVERNIGHT ADDRESS

Auburn Athletic Complex
Corner of Samford & Donahue
Auburn, AL 36830

INTERNET: www.auburntigers.com

OTHER IMPORTANT NUMBERS

Athletic Department, Complex: (334) 844-4750

Media Relations, Complex: (334) 844-9800

Athletic Department, Coliseum: (334) 844-9750

Media Relations, Coliseum: (334) 844-9701

Media Relations, Fax: (334) 844-9807 (complex); 844-9708 (coliseum)

Athletic Ticket Office: (334) 844-4040, (800) AUB-1957

Auburn Network: (334) 826-2929

Satellite Uplink: (334) 844-5707

SEC Media Relations: (205) 458-3010

Media Relations Working Policies

The Auburn Media Relations staff appreciates your interest in Auburn and constantly strives to assist you in your coverage of the Tigers and to make your job easier and more enjoyable.

We have certain policies and procedures that we ask you to abide by. These policies and procedures are designed to take your needs as well as the needs of our players and coaches into consideration and create a good working situation for all.

As always, we seek your suggestions and will try to handle any special requests you may have.

PLAYER INTERVIEWS

Interviews with our players are encouraged. **All player interviews must be arranged through the Media Relations Office.**

This policy is not intended to limit media access to players. It is intended to ensure to the fullest degree possible that members of the media get needed interviews and that the interviews are conducted at the best time for the media representative and for the player. Players are usually available after the Tuesday press conference, and after practice in most instances.

Players will be available following the Tuesday press conference through prior arrangement with the Media Relations Office. Requests should be made to Meredith Jenkins or Kirk Sampson by 4 p.m. on Mondays prior to the Tuesday press session. **Please do not expect players to be available if you have not made arrangements for them to be there.** In cases of conflicting circulation or coverage areas, priority will be given to media outlets which request in advance.

Post-practice interviews may be arranged by contacting a member of the Media Relations staff. The player will be brought to the press workroom AFTER his football and academic obligations have been completed.

The Media Relations Office will make every effort to arrange telephone interviews, but player telephone numbers will not be given out. Because it would be difficult for players to distinguish legitimate media calls from calls from individuals claiming to represent the media, players are instructed not to conduct a telephone interview unless it is cleared through the Media Relations Office. When conducting telephone interviews, players will return calls at an agreed upon time.

All player interviews must be completed by Wednesday evening on game weeks. Auburn's quarterbacks will not be available after Tuesday on game weeks.

PER SEC REGULATIONS, AUBURN'S PLAYERS ARE NOT PERMITTED TO DO LIVE TELEVISION OR RADIO INTERVIEWS.

DORM ROOMS, APARTMENTS, LOCKER ROOMS AND TRAINING ROOM

Players' rooms, apartments, the locker room and the training room are off-limits to everyone except staff. Interviews should be conducted in the press workroom or at other sites arranged by the Media Relations Office.

FOOTBALL PRACTICE

The first 30 minutes of Auburn football practice will usually be open to the media. If you want to attend practice, contact Meredith Jenkins to be sure that practices will be open on that particular day.

Television and still photographers are welcome to shoot any part of the practice that is open. All media representatives are asked and expected to stay in the area between practice fields for safety reasons.

PRESS CREDENTIALS

Working press and photographer credentials for Auburn's home games will be handled by Auburn Media Relations Director Meredith Jenkins.

All credential requests should be made in writing by Sports Editors or Sports Directors of accredited media outlets on company letterhead. All requests should be made as early as possible and should be **limited to working press only. Requests made within seven days of the game will not be considered.**

Pilots are not considered working media involved in coverage of the game and therefore will not be allowed in the press box. We will not be responsible for pilot tickets.

The credential authorizes the use by an accredited organization for news coverage of the game. Any unauthorized use of credentials subjects the bearer to ejection from the stadium and subjects the accredited organization to revocation of its credentials for future Auburn athletic events. The accredited organization and bearer assume all risk incident to the performance by the bearer.

No online service will be allowed "real-time" transmission of Auburn's home football games. Only the Auburn Athletic Department or the Auburn Network will be allowed "real-time" transmission during home games. This includes any on-line media that provides continual on-line play-by-play, digital images, audio or video of an event.

Media Information

2003 Auburn Football

CREDENTIAL AND ACCESS GUIDELINES FOR MEDIA COVERING AUBURN ATHLETICS

* Auburn's goal is to disseminate information as widely, uniformly and fairly as possible using normally accepted media standards.

* Media must meet the following guidelines in order to be granted credentials. Only media that meet the criteria will be considered for access to Auburn's press conferences and other media opportunities.

* The number of credentials issued is limited by available resources. Due to space and facility restrictions, access, seat assignments on press row as well as sideline or court-side photography will be made on a space available basis. In some situations, pool reporting may be necessary.

PRINT

1. Daily newspapers are eligible to apply for credentials and access to media opportunities. The granting and number of credentials will be based on circulation of the newspaper on a space available basis.

2. Weekly newspapers should contact the Alabama Press Association to request credentials.

3. Speciality publications that cover college football or sports in the host site of the two participating schools are eligible to be granted credentials on a space available basis.

TELEVISION

1. Television stations that have nightly news broadcasts that include sports coverage are eligible to apply for credentials. All other stations will be filled on a space available basis.

2. Student television stations from the two participating schools are eligible to apply for credentials.

RADIO

1. National and regional networks are eligible to apply for credentials.

2. Radio stations that employ a full-time

sports director and regularly air sports news are eligible to apply for credentials. Credentials will be granted on a space available basis.

INTERNET

1. Internet sites of the home and visiting school (as determined by the Media Relations Director) are eligible to apply for credentials.

2. The internet site that is the official online service of the national cable network that is televising the game will receive credentials in accordance with conference contractual obligation.

3. Auburn's policy is to issue credentials only to those online organizations whose primary purpose is gathering news and disseminating it and for which other commercial activities are ancillary (e.g. CNN/SI).

4. Other internet sites must meet each of the following guidelines in addition to meeting the above criteria to be eligible to apply for credentials and access as determined on a space available basis.

*Web site must be a legal, corporate entity.

*Web site must provide daily coverage of Auburn or the visiting team with its own full-time staff of reporters, photographers and equipment.

*Web site must travel to and cover all football away games and all major post-season events.

*Web site must be accredited by home university as working media.

Media Opportunities and Services

TUBERVILLE'S WEEKLY PRESS CONFERENCE

Coach Tuberville will meet with the media on Tuesday preceding a game in the auditorium of the Athletic Complex. The press conference will begin at noon.

Requests for specific interviews with players or assistant coaches should be made to the Media Relations Office by 4 p.m. Monday preceding the press conference.

The Tuesday press conference will be available by teleconference to members who cannot be in Auburn on a particular Tuesday.

TUBERVILLE'S WEEKLY TELECONFERENCE

Coach Tuberville will hold a teleconference each Sunday prior to games beginning Sept. 6. For additional information on the media-only teleconference, contact the Media Relations Office.

MEDIA TEAM LINK, INTERNET

Stats and news releases on Auburn Football and all Auburn athletic programs are available through Media Team Link. The media can access updated statistics, and notes on Auburn's football team via e-mail. All information will be delivered to a registered media representative's e-mail free of charge as soon as it is updated by Auburn's Media Relations Office. Media may register for the service at www.mediateamlink.com or by calling (770) 399-0096. After registering for the service, log on to www.mediateamlink.com and pre-select the documents you want delivered. To view the documents, you will need to use Adobe Acrobat

Reader.

The media can also obtain information by accessing Auburn's web site at www.auburntigers.com.

SATELLITE FEEDS

The Auburn Athletic Department operates a satellite feed on a weekly basis. These feeds include game footage, player and coach sound-bites, and various features material and packages. Contact **Steve Sain** at (334) 844-9809 for specific information regarding the feed.

State-of-the-art satellite technology for media outlets covering the Tigers is available through the Auburn University Satellite Uplink Service. The uplink is connected to Jordan-Hare Stadium, Beard-Eaves-Memorial Coliseum and the Auburn Athletic Complex's studio by fiber optic cables. The Satellite Uplink Service may be reached by calling Deb Taylor at (334) 844-9369.

Gameday Media Facilities & Services

PRESS BOX

Jordan-Hare Stadium is equipped with power outlets at every seat and telephone jacks near each seat. If you want a private telephone line, call (205) 557-6000 in Alabama, or outside of Alabama, 1-800-285-4410, between the hours of 8:30-4:30 Monday through Friday. At the request of the telephone company, please allow two weeks for installation.

FAX service is also available. Quarterly play-by-play, offensive and defensive statistics and quotes from players and coaches of both teams will be passed out as soon as they are compiled.

Stats and play-by-plays of Auburn games will be available on the Media Team Link system and Auburn's web site within minutes after the conclusion of the game.

PHOTOGRAPHIC SERVICES

Working press photography credentials will allow photographers to work from the photo deck or the sideline. Photo credentials will usually be issued only to those newspapers having Sunday editions, specialized publications and television stations.

DARKROOM FACILITIES

Limited darkroom space for developing and printing is available in the Jordan-Hare Stadium press box and in a room adjacent to the media room in the South end zone. Ethernet connections are available in the south end zone darkroom. Those wishing to use the facilities should make arrangements through Media Relations Director Meredith Jenkins or Dave Martin of AP.

Important Dates

Aug. 4Freshmen Report
Aug. 5Upperclassmen Report
Aug. 9Football Fan Day
Aug. 10First Day in Full Pads
Aug. 30Auburn vs. Southern Cal

SEC Media Services

Weekly Coaches Teleconference

The 12 SEC coaches will be featured on a weekly teleconference each Wednesday at 10 a.m.-11:24 a.m. (CT) beginning Aug. 27 through Nov. 26.

Media representatives wishing to participate in the teleconference should consult the SEC's weekly release or contact the SEC Media Relations Department for further details.

Each coach will be on the teleconference for seven minutes, according to the following schedule:

10:00 a.m.	Phillip Fulmer, Tennessee
10:07 a.m.	Nick Saban, LSU
10:14 a.m.	Rich Brooks, Kentucky
10:21 a.m.	Ron Zook, Florida
10:28 a.m.	Lou Holtz, South Carolina
10:35 a.m.	Mark Richt, Georgia
10:42 a.m.	Mike Shula, Alabama
10:49 a.m.	Jackie Sherrill, Miss. State
10:56 a.m.	Bobby Johnson, Vanderbilt
11:03 a.m.	Houston Nutt, Arkansas
11:10 a.m.	David Cutcliffe, Ole Miss
11:17 a.m.	Tommy Tuberville, Auburn

Media Information/Media Outlets

2003 Auburn Football

POST-GAME INTERVIEWS

Coach Tuberville's post-game press conference following games in Jordan-Hare Stadium will be held in the media room adjacent to the Auburn dressing room in the south end zone. Auburn players will be made available to the media in a manner deemed most appropriate by Auburn Media Relations Director Meredith Jenkins, with media needs always a foremost consideration.

Auburn University is committed to a policy of equal access for both male and female reporters and photographers.

All post-game interviews must be requested through Auburn Media Relations.

Coach Tuberville's post-game press conference may be viewed in the press box on Jordan-Hare Television, the stadium's in-house closed-circuit TV system. This may be especially helpful in tight deadline situations.

The visiting locker room and media room are located in the north end zone. Please contact Meredith Jenkins or the visiting SID for information on visiting team interview policies and procedures.

SIDELINE PATROL

In an effort to ensure the best possible working conditions for media photographers, uniformed security personnel will be patrolling the sidelines. Anyone holding a media pass who is not actively involved in coverage of the game will be escorted from the sideline. Similar procedures will be in effect in the press box.

UNAUTHORIZED USE OF CREDENTIALS

Press credentials will be issued to working press only. Press credentials are not transferable and use by anyone other than members of the working press is unauthorized. Press credentials used in an unauthorized manner will be revoked immediately. News organizations allowing unauthorized individuals to use credentials will have their credentials revoked for the remainder of the year.

All press credentials remain the property of the Auburn Athletic Department and must be returned on request.

VISITING RADIO INFORMATION

The official radio broadcast network for the opposing team must be designated in writing by the visiting team's athletic director or sports information director. For information on radio lines, contact Mike Hubbard, President of the Auburn Network (334) 826-2929.

Newspapers

THE BIRMINGHAM NEWS

Charles Goldberg, Beat Writer
goldcrim@hotmail.com
Kevin Scarbinsky, Columnist
(205) 325-2431 • Fax (205) 325-2425

BIRMINGHAM POST-HERALD

Jimmy DeButts, Beat Writer
debutts@aol.com
(205) 325-2421 • Fax (205) 325-3356

MONTGOMERY ADVERTISER

Jay G. Tate, Beat Writer
advertiserjay@yahoo.com
(334) 240-0193 • Fax (334) 261-1548

HUNTSVILLE TIMES

Phillip Marshall, Beat Writer
pmarsh9485@yahoo.com
John Pruet, Sports Editor
pruetj@b@aol.com
(256) 532-4430 • Fax (256) 532-4420

MOBILE PRESS-REGISTER

Brent Schrottenboer, Beat Writer
bschrottenboer@mobileregister.com
Tommy Hicks, Columnist
(800) 239-1340 • Fax (251) 434-8603

ATLANTA JOURNAL-CONSTITUTION

Tony Barnhart, College FB Editor
tbarnhart@ajc.com
(404) 526-5331 • Fax (404) 526-5977

OPELIKA-AUBURN NEWS

Lori Dann, Beat Writer
ldann@oanow.com
Joe McAdory, Sports Editor
jmcadory@oanow.com
(334) 749-6271 • Fax (334) 749-1228

AUBURN PLAINSMAN

Sports Editor
(334) 844-9104 • Fax (334) 844-9114

ANNISTON STAR

Joe Medley, Beat Writer
jmedley@annistonstar.com
(256) 236-1550 • Fax (256) 235-3535

COLUMBUS LEDGER-ENQUIRER

Christa Turner, Beat Writer
turnerc@ledger-enquirer.com
Troy Johnson, Columnist
(706) 571-8500 • Fax (706) 576-6290

DECATUR DAILY

Darrell Ponder, Beat Writer
dpcolumn@aol.com
Steve Kirk, Sports Editor
(256) 353-4612 • Fax (256) 340-2392

DOTHAN EAGLE

Jon Johnson, Sports Editor
(334) 792-3141 • Fax (334) 712-7979

FLORENCE TIMES DAILY

Josh Bean, Sports Editor
josh.bean@timesdaily.com
(256) 766-3434 • Fax (256) 740-4717

GADSDEN TIMES

Jimmy Smothers, Sports Editor
jimmysmothers@yahoo.com

Auburn's Media Outlets

Lorie Johnson, Beat Writer
lmjchnsn@aol.com
(256) 549-2054 • Fax (256) 549-2105

Wire Service

ASSOCIATED PRESS

John Zenor
jzenor@ap.org
(334) 262-5947 • Fax (334) 265-7177

Radio

TIGER COMMUNICATIONS (Auburn)

Andy Burcham, Sports Director
aburcham@aunetwork.com
(334) 887-9999 • Fax (334) 826-9599

WANI (Auburn)

Chad Dorsett, News Director
dorsett@aunetwork.com
(334) 826-2929 • Fax (334) 826-9151

WEGL (Auburn)

(334) 844-4114 • Fax (334) 844-4118

WKKR (Opelika)

Ben Taylor, Sports Director
autaylor7@yahoo.com
(334) 745-4657 • Fax (334) 749-1520

WERC, THE PAUL FINEBAUM RADIO NETWORK (Birmingham)

Pat Smith, Sports Director
patsmith@mindspring.com
(205) 439-9600 • Fax (205) 439-8390

WJOX (Birmingham)

Brent Seale, Sports Director
brent.seale@citcomm.com
(205) 945-4646 • Fax (205) 917-1906

WNSP (FM) (Mobile)

Tim Camp, Sports Director
tim@wnsp.com
(251) 438-5460 • Fax (251) 438-5462

Auburn Radio Crew

Stan White (color)
stancwhite@hotmail.com
(205) 403-0099

Quentin Riggins (sidelines)
qriggins@charter.net
(334) 279-6719

Specialty

INSIDE THE AUBURN TIGERS

Mark Murphy, Editor
mark@autigers.com
(334) 887-7100 • Fax (334) 887-7175

Television

ABC 33/40 (Birmingham)
Mike Raita, Sports Director
miker@abc3340.com
(205) 982-3988 • Fax (205) 982-3942

WBRC (Ch. 6) (Fox) (Birmingham)
Rick Karle, Sports Director
sports@wbrc.com
(205) 583-4345 • Fax (205) 583-4356

WVTM (Ch. 13) (NBC) (Birmingham)
Jim Dunaway, Sports Director
jim.dunaway@nbc.com
(205) 558-7348 • Fax (205) 323-3314

WIAT (Ch. 42) (CBS) (Birmingham)
(205) 322-4200 • Fax (205) 326-3915

WAAY (Ch. 31) (ABC) (Huntsville)
Mark Marcus, Sports Director
marcus@waaytv.com
(256) 533-3131 • Fax (256) 533-5191

WAFF (Ch. 48) (NBC) (Huntsville)
Will Kennedy, Sports Director
sports@waff.com
(256) 533-6397 • Fax (256) 534-4101

WHNT (Ch. 19) (CBS) (Huntsville)
Harold Bugg, Sports Director
harold.bugg@whnt19.com
(256) 535-9287 • Fax (256) 536-9468

WALA (Ch. 10) (NBC) (Mobile)
Don Hawes, Sports Director
dhawes@wala.emmis.com
(251) 434-1065 • Fax (251) 434-1023

WKRG (Ch. 15) (CBS) (Mobile)
Randy Patrick, Sports Director
rpatrick@wkrg.com
(251) 662-3003 • Fax (251) 473-8130

WAKA (Ch. 8) (CBS) (Montgomery)
Dee Jackson, Sports Director
djackson@waka.com
(334) 420-3226 • Fax (334) 244-7859


WNCF-TV (Ch. 32) (ABC) (Montgomery)
Dave Deeley, Sports Director
ddeeley@wnctv.com
(334) 271-6330 • Fax (334) 270-2848

WSFA-TV (Ch. 12) (NBC) (Montgomery)
Jeff Shearer, Sports Director
jshearer@wsfa.com
(334) 613-8299 • Fax (334) 613-8303

WRBL (Ch. 3) (CBS) (Columbus)
Jack Rodgers, Sports Director
jrodgers@wrbl.com
(706) 324-6397 • Fax (706) 323-0841


WTVM (Ch. 9) (ABC) (Columbus)
Dave Platta, Sports Director
thenewsleader@wtvm.com
(706) 322-5734 • Fax (706) 327-0179

NOTE: A number of other media outlets cover Auburn on a regular basis. For a complete mailing list, contact Reba Gulleddge in the Auburn Media Relations Office.



Auburn Football

This is Auburn Football	.8-19
Academics	.20-21
Jordan-Hare Stadium	.22-26
Practice Facilities	.26
Athletic Facilities	.27
Athletic Complex	.28
Lovlace Museum	.29
Auburn Strength and Conditioning	.30-31
Auburn Sports Medicine	.32-33
Uniquely Auburn	.34-37
The Fable of War Eagle	.38
Aubie	.39
Tiger	.40



This is Auburn Football...

G. WILLIAMS

A. WILLIAMS

CITY KITY
BANe!
THE JUNGLE
Western Carolina

**TIGER
IA
WALK**




Auburn's Game Day is ... Tiger Walk through a crowd of thousands and thousands of people ... Jordan-Hare Stadium awash in a sea of orange ... a loud, boisterous crowd of more than 86,000 fans ... the team's entrance amidst a cloud of smoke as "Eye of the Tiger" blasts over the loud speakers ... Rolling Toomer's Corner after Auburn wins ... Experience the tradition and excitement that make Auburn game days such special events ... Experience AUBURN FOOTBALL.



Adrian Karsten, ESPN sideline reporter, interviewed by Andy Burcham and Bill Cameron on "SportsCall" after the Auburn-Georgia game in 2000. Karsten was invited to walk in Tiger Walk prior to the game. "It was my privilege to work the game. When you see men and women shedding tears during Tiger Walk, that is what college football is all about. As I made the turn in Tiger Walk, and the band was there, well, if you can't get yourself up for a football game at that point, then something is wrong. When I walked toward that locker room, it was one of the greatest experiences of my life ... Football in the South is one thing, football at Auburn is something else."

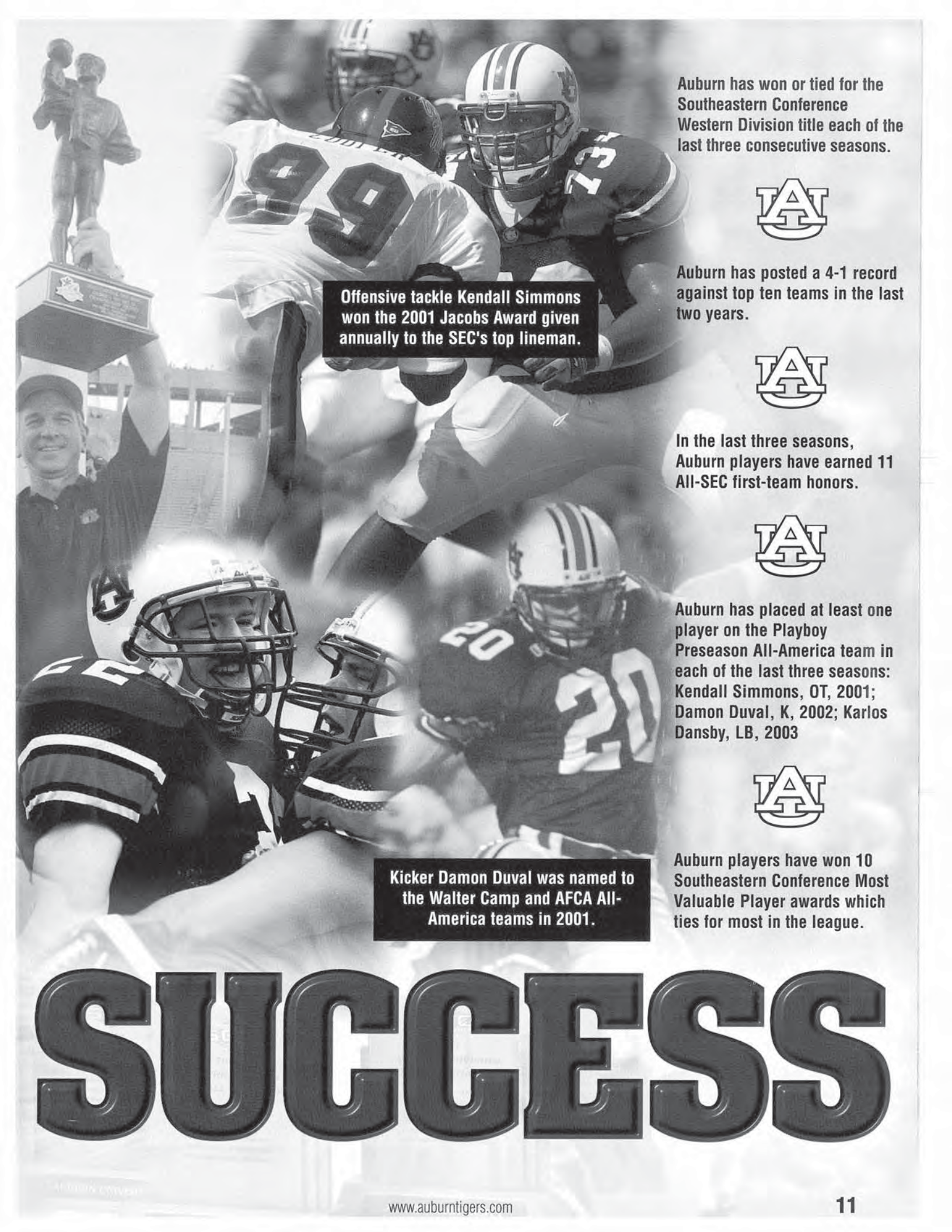
TRADITION

This is 23 Auburn Football...



Running back Ronnie Brown was MVP of the Capital One Bowl

Linebacker Karlos Dansby was named to the 2002 All-SEC team and the 2003 Playboy Preseason All-America team.



Auburn has won or tied for the Southeastern Conference Western Division title each of the last three consecutive seasons.



Auburn has posted a 4-1 record against top ten teams in the last two years.



In the last three seasons, Auburn players have earned 11 All-SEC first-team honors.



Auburn has placed at least one player on the Playboy Preseason All-America team in each of the last three seasons: Kendall Simmons, OT, 2001; Damon Duval, K, 2002; Karlos Dansby, LB, 2003



Auburn players have won 10 Southeastern Conference Most Valuable Player awards which ties for most in the league.

Offensive tackle Kendall Simmons won the 2001 Jacobs Award given annually to the SEC's top lineman.

Kicker Damon Duval was named to the Walter Camp and AFCA All-America teams in 2001.

SUCCESS


This is Auburn Football...

Frank Sanders,
Baltimore Ravens

Takeo Spikes,
Buffalo Bills

Marcus Washington,
Indianapolis Colts

Stephen Davis,
Carolina Panthers



Willie Anderson
Cincinnati Bengals

Kendall Simmons,
Pittsburgh Steelers


Fred Beasley, San
Francisco 49ers


Mike Pucillo,
Buffalo Bills

NFL

Auburn has had at least two players drafted by the National Football League in 12 of the last 14 years.
At least three Auburn players have been drafted in 10 of the last 13 years.

This is Auburn Football...





Auburn has played in three straight bowl games, including two New Year's Day bowl appearances.



Auburn's 15 bowl wins all-time are tied for 14th nationally.



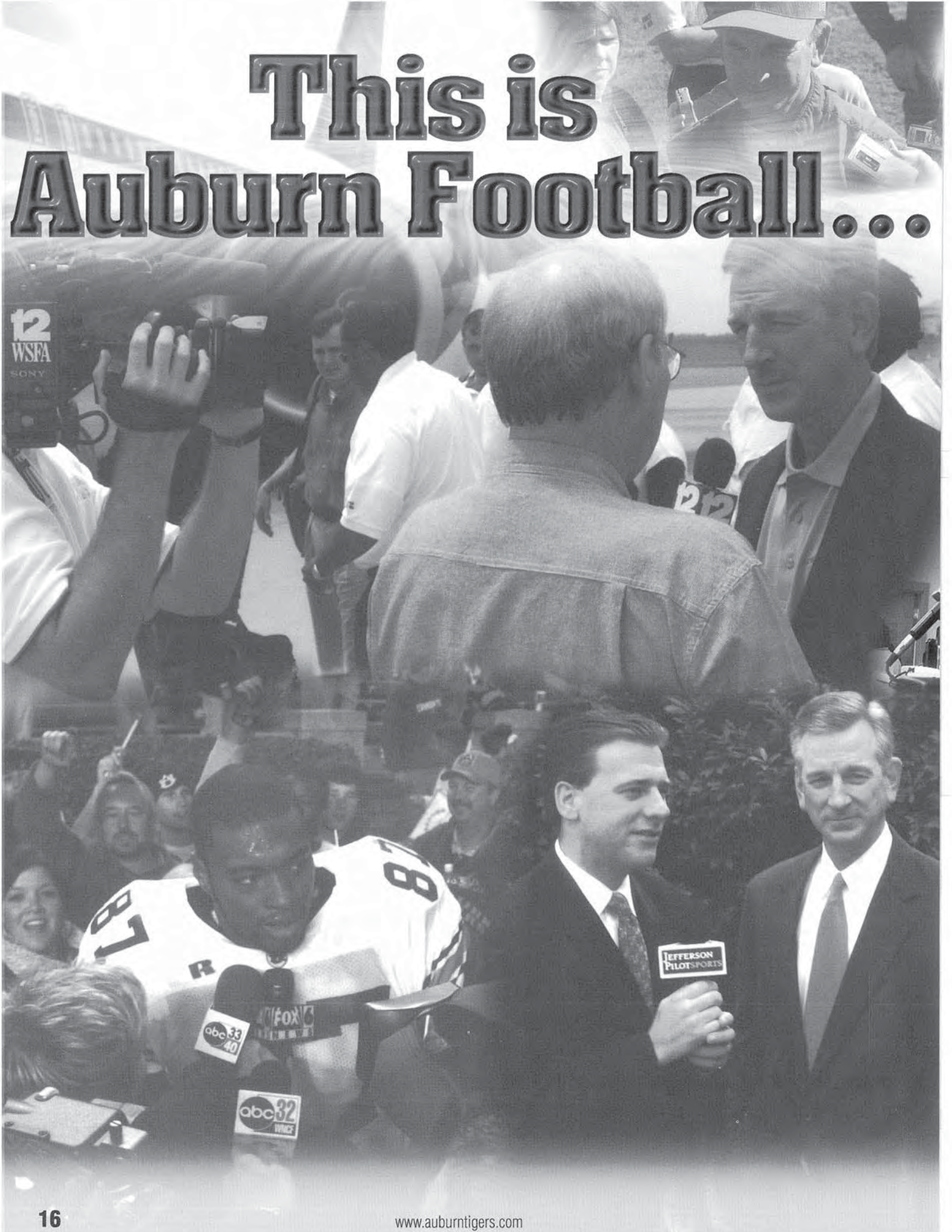
Auburn's Ronnie Brown was the Most Valuable Player of the 2003 Capital One Bowl. The Tigers upset 10th-ranked Penn State, 13-9, in the game.

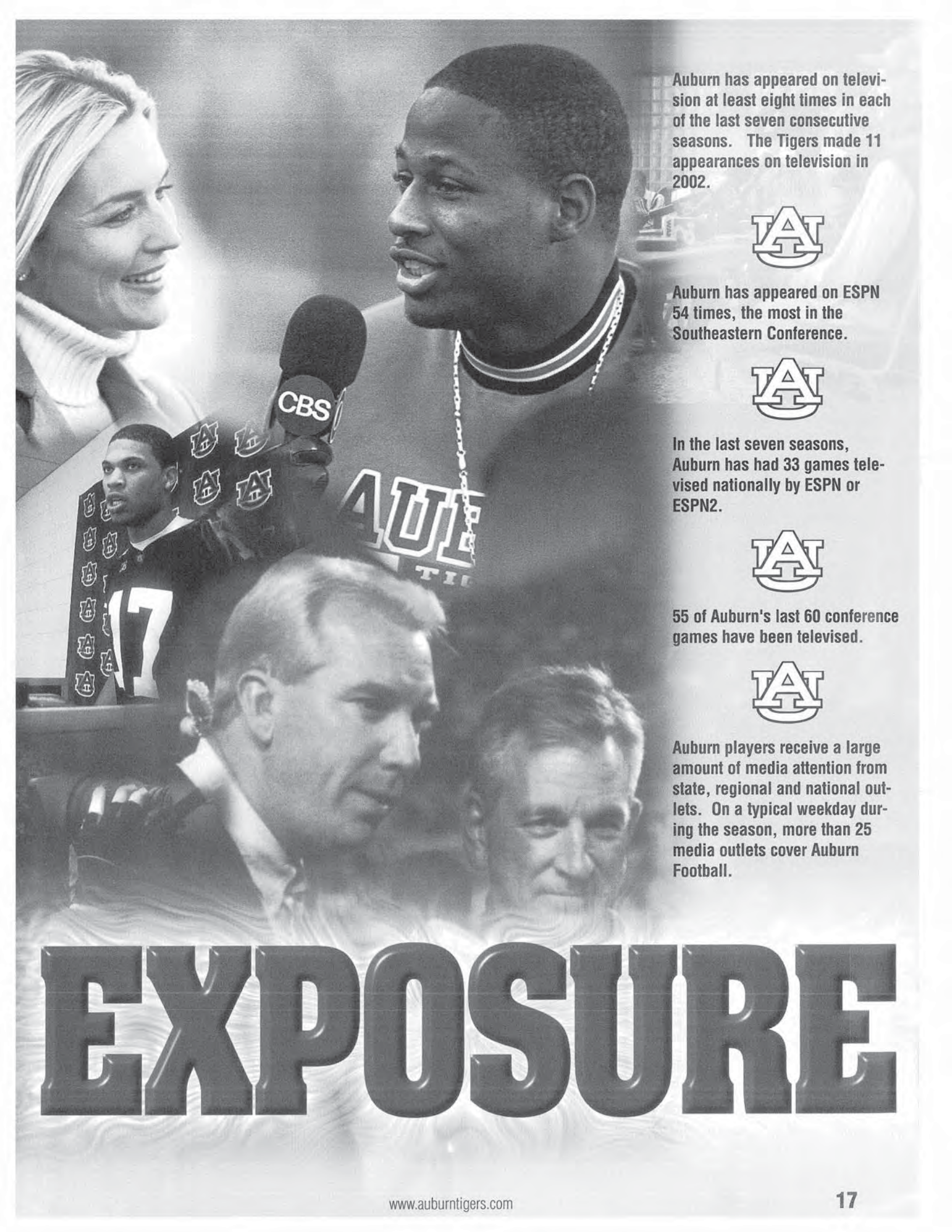


Last season during Capital One bowl week, Auburn's players participated in a variety of activities including trips to Disney World, Universal Orlando, Sea World and a golf outing.

BOWLS

This is Auburn Football...





Auburn has appeared on television at least eight times in each of the last seven consecutive seasons. The Tigers made 11 appearances on television in 2002.



Auburn has appeared on ESPN 54 times, the most in the Southeastern Conference.



In the last seven seasons, Auburn has had 33 games televised nationally by ESPN or ESPN2.



55 of Auburn's last 60 conference games have been televised.



Auburn players receive a large amount of media attention from state, regional and national outlets. On a typical weekday during the season, more than 25 media outlets cover Auburn Football.

EXPOSURE

This is Auburn Football...



**AUBURN
UNIVERSITY**

ESTABLISHED 1827



U.S. News & World Report magazine has ranked Auburn University 43rd among the nation's top public universities in its annual rankings for 2002-2003. Auburn again was the highest ranked Alabama university listed among the magazine's overall top public universities. It is the 10th consecutive year that AU has been ranked by U.S. News & World Report.



Auburn offers degrees in more than 130 areas in 13 schools and colleges.



Auburn University's freshman class last fall was not only the largest in the university's history, it's also one of the smartest, according to new data. The 4,153 new freshmen for 2002-03 had a combined average of 23.8 on their ACT college entrance exams and a combined high school grade point average of 3.4. Total enrollment last fall was a record 23,276.



Auburn's main campus is made up of 200 buildings spread across 1,875 acres.

AUBURN UNIVERSITY

Auburn Academics

2003 Auburn Football

Auburn Athletics

Committed to Academic Excellence



Auburn's Student Services Staff, Back Row From Left to Right: Phyllis Bickers, Michelle Martin, Krin Goodwin, Kristin Wade, Kristen Perkins, Janice Robinson, Jean Walsh, Linda Cochran, Andi Piski, Jane Wallis Turnbull, Jennifer Hill, Cathy Ogletree; Front Row From Left to Right: Elizabeth Alten-Anderson, Troy Smith, Bruce Matthews, Virgil Starks, Derrick Anderson, Carol Smith

Academic Resource Center

In 1994, the Auburn Athletic Department opened an Academic Resource Center. The center, located in the Sewell Hall Annex, houses the Student-Athlete Support Staff along with two computer labs in addition to study rooms, Life Skill classroom, book depository, Operation Follow-through and office space for the Student-Athlete Advisory Committee (SAAC).



Auburn football student-athletes who attended the Tiger Torch Banquet: Front Left to Right: Student Assistant Bert O'Neil, Head Coach Tommy Tuberville; Karibi Dede; Director of Football Operations, Eldon Hawley; Carnell Williams; Director of High School and NFL Relations, Jimmy Perry; Defensive Coordinator Gene Chizik; Justin Fetsko; Back Row Left to Right: Philip Yost; Assistant to the Head Coach, Andy Lutz; Taylor Bourgeois; Defensive Tackles Coach Don Dunn; Danny Lindsey; Ben Obomanu; Will Herring; Jeremy Wells; Defensive Graduate Assistant Patrick Moore

Auburn University is committed to maintaining the highest standard of academic excellence. Auburn's academic curriculum is recognized nationally and internationally by leading education publications for its services in preparing students for challenges of the future.

Auburn student-athletes excel because of one of the top student support service programs in the country. Virgil Starks, Associate Athletic Director for Student-Athlete Support Services (SASS) oversees a staff of seven full-time Academic Counselors, a new Learning Specialist and two Eligibility Specialists. Auburn's SASS program is key on skill building and Life Skills development with an emphasis on helping the transition from high school or junior college to a four year institution and then life after college.

Academic Awards

Several football student-athletes were honored at the **Tiger Torch Banquet** in the spring for posting a **3.0 grade point average** while lettering for the Tigers. The group included:

Taylor Bourgeois	Ben Obomanu
Daniel Cobb	Philip Pate
Karibi Dede	Mark Pera
Damon Duval	Dontarrious Thomas
Justin Fetsko	Rashaud Walker
Will Herring	Jeremy Wells
Danny Lindsey	Carnell Williams
Michael Lindsey	Philip Yost
Benjamin Nowland	

Several other student-athletes earned additional academic honors in 2002-03. Linebacker Dontarrious Thomas was the Auburn recipient of the **Boyd McWhorter Scholarship**. Thomas received **\$5,000** from the Southeastern Conference to continue his education.

Dontarrious Thomas and center Ben Nowland were named **Who's Who** for 2002-03.

Offensive lineman Danny Lindsey was named to the **Alpha Lambda Delta Honor Society**.

Wide receiver Ben Obomanu was named a **Squire** which is part of the **ODK National Honor Society**.

Nine players were named to the **SEC Academic Honor Roll**: Daniel Cobb, Damon Duval, Justin Fetsko, Bret Holliman, Michael Lindsey, Ben Nowland, Mark Pera, Dontarrious Thomas and Philip Yost.

Auburn Academics

2003 Auburn Football

Student-Athlete Support Services

The Tiger CHAMPS/Life Skills program focuses on five commitments that the NCAA has specified as necessary to a holistic approach to student development programming. Auburn University is committed to the growth and development of its student-athletes by promoting the following commitment areas:

- A Commitment to Academic Excellence
- A Commitment to Athletic Excellence
- A Commitment to Personal Development
- A Commitment to Service
- A Commitment to Career Development

The Tiger CHAMPS/Life Skills program at Auburn provides a series of services and workshops that are designed to enhance the total development of student-athletes. The Tiger CHAMPS program is committed to meeting the needs of student-athletes and providing interactive activities which promote and develop skills necessary to compete in the "game" of life. In order to accomplish this, the Student-Athlete Support Services (SASS) department has developed a comprehensive program which includes:

- Academic Counseling
- Tiger Tutor Program
- Specialized Services
- Study Table Program
- Life Skills Classes

Academic Counseling

- All staff member participate in recruiting scholar student-athletes.
- Student-Athlete Support Services maintains a book depository.
- Student-Athlete Support Services assists in advising degree curriculum for student-athletes.

- Student-Athlete Support Services monitors progress towards obtaining a degree.

Tiger Tutor Program

- This program is responsible for assigning tutors to student-athletes for one-on-one and group tutorial assistance.
- The Tiger Tutor Program provides Supplemental Advantage Instruction (SI).

Specialized Services

- Student-Athlete Support Services monitors NCAA Eligibility Standards.
- Student-Athlete Support Services serves as a liaison for the Program for Students with Disabilities.
- Student-Athlete Support Services oversees an Academic Aide Program.

Life Skills Program

- The Student-Athlete Support Services life skills program offers four classes:

• **Life Skills for Student-Athletes** is a freshman/transfer class which provides a variety of Life Skills components and opportunities for the first year student in a university setting. This class offers various activities, discussions, guest speakers and community service opportunities.

• **Career Awareness For Student-Athletes** is a Freshmen/Sophomore class where students learn to research their majors and professional career interest and develop resumes and portfolio resources.

• **Career Success for Student-Athletes** is a Junior/Senior class developed to explore careers based on their majors, skills and interest; students also learn to aggressively market themselves through networking and other job search tactics; students are also actively engaged in enhancing their self-confidence by polishing their job search skills, interviewing and business etiquette.

• **Athletes in Society** is a course designed to help student-athletes with civic involvement and community service through service learning.

Other Life Skills programs include:

- Career Seminars for Student-Athletes
- Tiger Tracks Resume Portfolio

- Drug/Alcohol Education Program
- Adopt a School Program

The Life/Skills program is uniquely structured so that each counselor has the responsibility of planning activities and/or seminars in a given area of expertise. The Life/Skills coordinator directs the implementation of activities and spearheads the development of the Tiger CHAMPS Program.



Spencer Johnson spoke to a group of sixth-graders as one of Auburn's community service activities.

Student-Athlete Advisory Committee


The primary function of the Student-Athlete Advisory Committee (SAAC) is to provide student-athletes with an official voice in the decision-making processes of the athletic department. Auburn's SAAC is comprised of two representatives from each athletic team. These two representatives serve as a liaison between the committee and their teams. Secondary functions of SAAC are the development of leadership skills and to promote citizenship through community service. The SAAC is involved in community service activities such as organizing canned food and clothing drives, visiting patients in area hospitals and nursing homes, and hosting local elementary school children each year for National Student-Athlete Day. The Auburn University SAAC also plans and hosts an annual fall picnic and a spring social for all student-athletes in appreciation of their contributions to Auburn.



Jordan-Hare Stadium

2003 Auburn Football

64 Years at Jordan-Hare Stadium



Jordan-Hare Stadium, the nation's seventh-largest on-campus stadium, is entering its 64th year as home to the Auburn Tigers.

On football Saturdays in Auburn, Jordan-Hare Stadium becomes Alabama's fifth-largest city. More than 75,000 season tickets were sold to Auburn home games in each of the last 10 years.

Named for Ralph "Shug" Jordan, Auburn's all-time winningest football coach, and Clifford Leroy Hare, a member of Auburn's first football team, president of the old Southern Conference and long-time chairman of Auburn's Faculty Athletic Committee, Jordan-Hare Stadium has a capacity of 86,063.

What is now Jordan-Hare Stadium was first opened and dedicated on Nov. 30, 1939, at the Auburn-Florida game. Babe McGehee, now an Auburn resident, scored the first touchdown in what was then called "Auburn Stadium," catching a

pass from Dick McGowen. McGowen, who later coached at Auburn for Jordan, kicked the extra point and Auburn tied Florida, 7-7.

That first stadium held 7,500 seats and consisted of what is now the bottom part of the lower west stands. When the stadium was renamed "Cliff Hare Stadium" in 1949, 14,000 seats—the present lower east stands—had been added, raising capacity to 21,500.

Jordan became head coach in 1951 and the stadium that was to bear his name underwent three major expansions in 15 years. More than 40,000 seats, virtually half of the stadium's present capacity, were added while Jordan was the coach.

Cliff Hare Stadium became Jordan-Hare Stadium in 1973. It was the first stadium in the country to be named for an active coach.

The history of Auburn Football can be seen by standing in the middle of the playing field and looking at various additions. The original stadium consisted of the bottom half of the lower west stands and later the east stands. Jordan teams added the

top half of the lower west stands and the north and south end zone seats.

Players such as William Andrews, Joe Cribbs and James Brooks brought about the west side upper deck in 1980 and the success of Pat Dye-coached teams led to the addition of the east side upper deck and luxury suites in 1987.

A football attendance record for the state of Alabama was set in the very first game of the "new" stadium when 80,000 fans came to see Auburn defeat Texas 31-3 in the season opener. Two more 80,000-plus crowds came to Auburn that season and within two seasons Jordan-Hare Stadium — and Auburn — held every major football attendance record in the state of Alabama.

Overall, Auburn has played 295 games in Jordan-Hare Stadium, winning 231 losing 57 and tying seven for a winning percentage of .795 against some of the nation's best teams in college football. Auburn's longest home winning streak is 30 games covering a period of nine years. It began with a 3-0 win over Clemson in 1952 and ended with a 14-12 upset loss to Kentucky in 1961.

Jordan-Hare Facts

Dedicated: 1939 (7,500)

Stadium Names	Capacity
1939: Auburn Stadium	1949: 21,500
1949: Cliff Hare Stadium	1955: 34,500
1973: Jordan-Hare Stadium	1960: 44,500
	1970: 61,261
	1980: 72,169
	1987: 85,214
	2000: 85,612
	2001: 86,063

Largest On-Campus Stadiums

Rk	Stadium (School)	Capacity
1.	Michigan (Michigan)	107,501
2.	Beaver (Penn State)	106,000
3.	Neyland (Tennessee)	104,079
4.	Ohio (Ohio State)	95,346
5.	Tiger (LSU)	91,600
6.	Sanford (Georgia)	86,520
7.	Jordan-Hare (Auburn)	86,063
8.	Stanford (Stanford)	85,500
9.	Bryant-Denny (Alabama)	83,818
10.	Florida Field (Florida)	83,000

According to 2002 NCAA Football Record Book

Jordan-Hare Stadium

2003 Auburn Football

Jordan-Hare Year-by-Year

Year	Total Attendance	Games	Average Attendance	Auburn Record
1939	15,000	1	15,000	0-0-1
1940	21,000	1	21,000	1-0
1941	20,500	2	10,250	2-0
1942	10,000	1	10,000	1-0
1943	No team because of World War II			
1944	15,000	2	7,500	2-0
1945	17,000	2	8,500	2-0
1946	12,000	1	12,000	1-0
1947	12,000	1	12,000	1-0
1948	12,000	1	12,000	0-0-1
1949	20,000	1	20,000	1-0
1950	44,000	3	14,666	0-3
1951	59,500	3	19,833	3-0
1952	60,500	3	20,167	2-1
1953	41,000	2	20,500	2-0
1954	62,000	3	20,667	3-0
1955	85,322	4	21,333	4-0
1956	98,161	4	24,540	4-0
1957	83,000	3	27,667	3-0
1958	117,000	4	29,250	4-0
1959	122,000	4	30,500	4-0
1960	152,385	5	30,567	5-0
1961	147,530	5	29,506	4-1
1962	119,000	4	29,750	2-1-1
1963	121,600	4	30,400	4-0
1964	151,000	5	30,200	5-0
1965	142,850	5	28,570	3-2
1966	121,068	4	30,267	3-1
1967	150,315	5	30,063	5-0
1968	136,966	3	45,655	1-2
1969	208,686	5	41,737	5-0
1970	235,074	4	58,769	2-2
1971	298,500	6	49,750	6-0
1972	180,874	4	45,219	4-0
1973	337,613	6	56,269	4-2
1974	344,768	6	57,461	6-0
1975	205,712	4	51,428	1-3
1976	236,198	4	59,050	1-3
1977	295,000	6	49,167	4-2
1978	231,106	4	57,777	1-2-1
1979	311,974	6	51,996	6-0
1980	369,669	6	61,612	4-2
1981	352,998	6	58,833	4-2
1982	504,648	8	63,081	6-2
1983	445,428	6	74,238	5-1
1984	375,185	5	75,037	5-0
1985	542,632	7	77,518	6-1
1986	464,499	7	66,357	6-1
1987	475,470	6	79,245	5-1
1988	560,599	8	70,074	8-0
1989	577,554	7	82,508	7-0
1990	569,975	7	81,425	5-1-1
1991	469,024	6	78,171	3-3
1992	510,549	7	72,936	5-1-1
1993	567,436	7	81,062	7-0
1994	569,013	7	81,287	6-0-1
1995	568,226	7	81,181	6-1
1996	577,278	7	82,468	5-2
1997	501,267	6	83,545	4-2
1998	567,733	7	81,105	2-5
1999	566,333	7	80,905	3-4
2000	577,045	7	82,435	7-0
2001	512,691	6	85,448	5-1
2002	580,600	7	82,943	5-2
Totals	16,861,104	295	57,156	231-57-7 (.795)

Jordan-Hare Stadium Compared to Alabama Cities*

1. Birmingham	242,820
3. Montgomery	201,568
2. Mobile	198,915
4. Huntsville	158,216
5. JORDAN-HARE STADIUM	86,063
6. Tuscaloosa	77,906
7. Hoover	62,742
8. Dothan	57,737
9. Decatur	53,929
10. Auburn	42,987

*According to 2000 population estimates. Courtesy of www.census.gov

Jordan-Hare's Top Crowds

Rk	Att.	Opponent	Date	W-L-T	Score
1.	86,063	Georgia	11/16/02	L	21-24
	86,063	Alabama	11/17/01	L	7-31
	86,063	Louisiana Tech	10/20/01	W (OT)	48-41
	86,063	Florida	10/13/01	W	23-20
	86,063	Mississippi St.	10/6/01	W	16-14
	86,063	Ole Miss	9/8/01	W	27-21
6.	85,612	Georgia	11/11/00	W (OT)	29-26
	85,612	LSU	9/16/00	W	34-17
8.	85,319	Alabama	12/2/89	W	30-20
9.	85,244	Florida	10/18/97	L	10-24
10.	85,214	Ole Miss	9/25/99	L (OT)	17-24
	85,214	Florida	10/16/99	L	14-32
	85,214	Alabama	11/20/99	L	17-28
	85,214	LSU	7/19/98	L	19-31
	85,214	Tennessee	10/2/98	L	9-17
	85,214	Georgia	11/14/98	L	17-28
	85,214	Alabama	11/22/97	W	18-17
	85,214	Georgia [4 OT]	11/16/96	L	49-56
	85,214	LSU	9/21/96	L	15-19
	85,214	Alabama	11/18/95	W	31-27
	85,214	Florida	10/14/95	L	38-49
	85,214	Georgia	11/12/94	T	23-23
	85,214	Arkansas	10/29/94	W	31-14
	85,214	Alabama	11/20/93	W	22-14
	85,214	Florida	10/16/93	W	38-35
	85,214	Georgia	11/14/92	L	10-14
	85,214	Georgia	11/17/90	W	33-10
	85,214	Southern Miss	11/10/90	L	12-14
	85,214	Florida State	10/20/90	W	20-17
	85,214	Tennessee	9/29/90	T	26-26
	85,214	Florida	11/4/89	W	10-7
	85,214	LSU	10/14/89	W	10-6
	85,214	Georgia	11/12/88	W	20-10



Jordan-Hare Stadium

2003 Auburn Football

Special Features of Jordan-Hare Stadium

Jordan-Hare Stadium Locker Rooms

Prior to the 2000 season, the locker rooms at Jordan-Hare Stadium were rebuilt, making them some of the finest game-day locker rooms in college football. Auburn's locker room encompasses the entire South end zone, utilizing the space that was once both the Auburn and visitors' dressing areas.

Auburn's locker room increased in size from 1,300 square feet to 3,232 square feet. It houses oak lockers in an open area that is carpeted. The carpet includes a large AU logo in the center of the dressing room which according to tradition started by the 2000 senior class, can not be stepped on by a player or coach. A matching AU hangs from the ceiling. The room is connected to the stadium's CCTV system and has four monitors for viewing.

Adjacent to the main locker room is a renovated and enlarged ceramic tile shower and restroom facilities, an overflow locker room for non-conference games, equipment room and a room that will be used for X-ray equipment in the future.

In addition to the main dressing area, the locker room also contains a state-of-the-art training room, media room, and photographer's dark room.

The Tigers enter the field from the center of the south end zone. While "Eye of the Tiger" is played on the stadium sound system, Auburn takes the field through a cloud of smoke and thunderous cheers from over 86,000 fans.

The visitor's locker room is now in the north end zone and contains a dressing room, coach's locker room, media room and training room. The visiting team enters the field through the northeast corner of the end zone.

Jordan-Hare Stadium Recruiting Lounge and Tiger Walk Plaza

The Tiger Walk Plaza was completed in the summer of 2001. The courtyard serves as the conclusion of Tiger Walk and as the entrance to home locker rooms and a recruit assembly room. The enclosed courtyard is paved with approximately 6,000 inscribed brick pavers purchased by Auburn alumni and friends.

The recruit assembly area is 3,065 square feet and serves as a reception area. This room provides a comfortable atmosphere with direct connections to the field and the stadium. The room houses graphics of past Auburn games and two large screen projection televisions which provide closed circuit televised action of the game. A prep kitchen and restroom facilities also support the functions for this area. During the off-season, the room supports other events tied to athletics.

Jordan-Hare Stadium Murals

Prior to the 1998 season, 10 large murals were placed on the east side exterior of Jordan-Hare Stadium. Artist Michael Taylor created the murals which include pictures of early Auburn football teams and coaches, Heisman winners Pat Sullivan and Bo Jackson and more recent history including pictures from Auburn's 1993 undefeated season. Each mural is 11'x29' and Auburn's football history is displayed in chronological order from south to north.



A large AU logo is featured in the center of the home locker room




Beginning in 2001, Auburn's Tiger Walk ended at the Tiger Walk Plaza



Murals picturing Auburn's storied football history decorate the outside of Jordan-Hare Stadium.

Jordan-Hare Stadium

2003 Auburn Football



Auburn's Largest Winning Margin at Jordan-Hare Stadium

Rk	Margin	Score	Opponent	Date
1.	+66	76-10	UT-Chattanooga	9/9/95
2.	+62	62-0	Fresno State	9/7/96
3.	+60	60-0	Cincinnati	11/10/84
4.	+57	57-0	Wake Forest	9/20/69
	+57	57-0	Presbyterian	11/4/44
6.	+55	55-0	Samford	9/12/92
	+55	55-0	Pacific	9/9/89
8.	+53	60-7	UT-Chattanooga	9/18/71
9.	+52	52-0	UT-Chattanooga	9/21/74
	+52	52-0	Furman	10/22/55

Auburn's Largest Losing Margin at Jordan-Hare Stadium

Rk	Margin	Score	Opponent	Date
1.	-42	0-42	Tennessee	9/27/80
2.	-41	0-41	Clemson	11/25/50
3.	-34	7-41	Nebraska	10/2/82
4.	-28	6-34	Florida State	11/7/87
	-28	0-28	Georgia	11/13/76
	-28	0-28	Tulane	10/28/50
7.	-24	7-31	Alabama	11/17/01
8.	-21	10-31	Florida	11/2/92
9.	-19	0-19	Virginia	9/3/98
10.	-18	10-28	Georgia Tech	10/16/76

Auburn Football Practice Facilities

Auburn boasts some of the top practice facilities in the nation with three natural grass football fields and an indoor practice facility, the John H. Watson Fieldhouse.

The John H. Watson Fieldhouse is a pre-engineered, structural steel, concrete and brick building which houses a 40-yard artificial turf field. The facility, which measures 155 feet by 210 feet, has a heating system and is cooled by large fans.

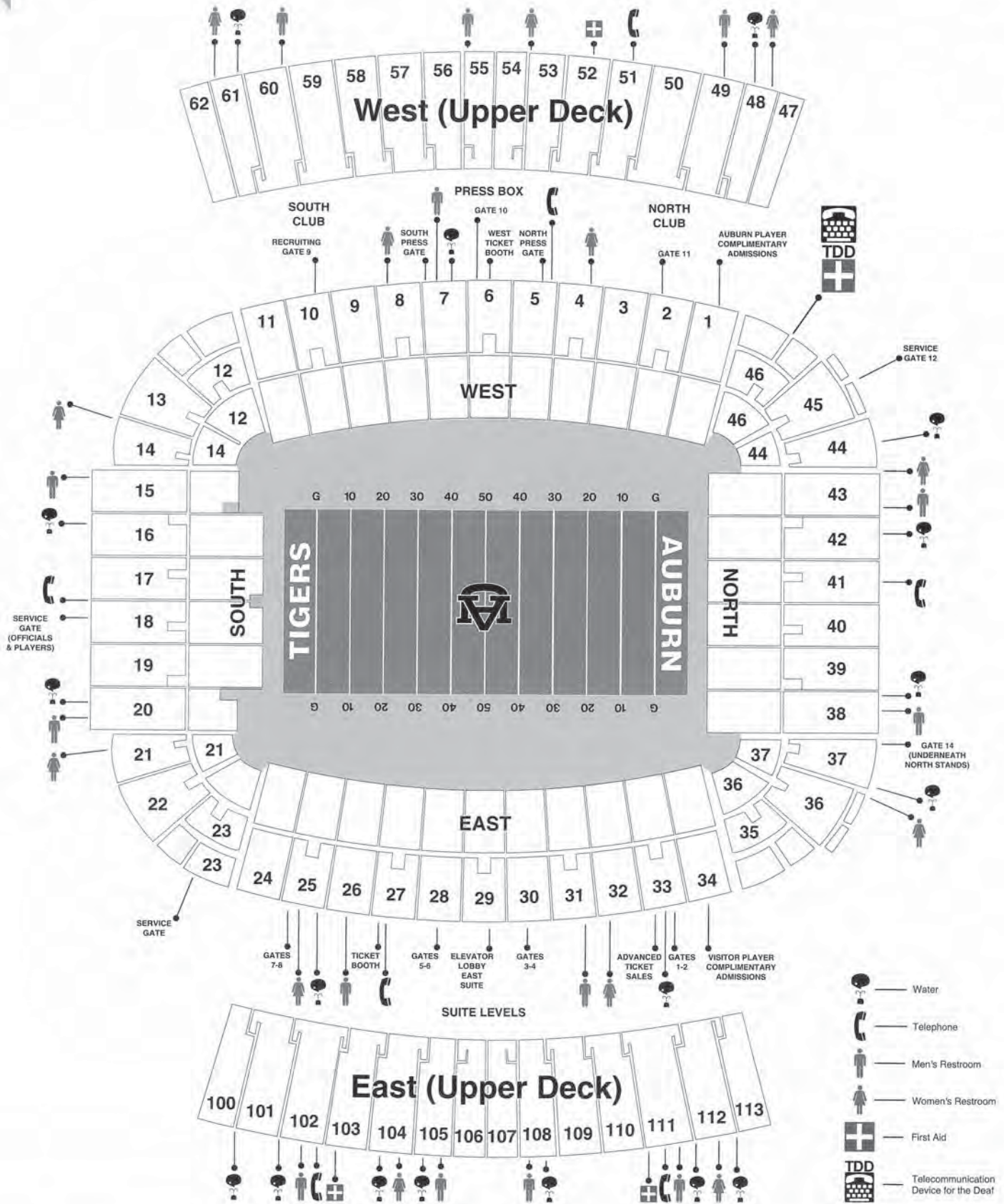
The facility, which has given the football team a place to practice during inclement weather, was dedicated on September 4, 1999.

The construction of the fieldhouse was made possible because of a generous contribution from Dothan businessman John Watson who graduated from Auburn in 1960 with a degree in mechanical engineering.



Jordan-Hare Stadium

2003 Auburn Football



Auburn's Athletic Facilities

2003 Auburn Football




Beard-Eaves-Memorial Coliseum



Auburn Soccer Complex



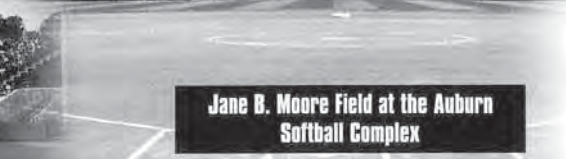
Luther Young Tennis Center




James E. Martin Aquatic Center




Samford Stadium and Hitchcock Field at Plainsman Park



Jane B. Moore Field at the Auburn Softball Complex



McWhorter Center



Wilbur Hutsell Track

Auburn Athletic Complex

2003 Auburn Football

One of the signs of Auburn's athletic success and growth is the Auburn Athletic Complex, a three-story athletic administration and football facility.

The 88,000 square foot facility, which was occupied in June 1989, houses all football operations as well as various administrative offices of the Auburn Athletic Department. The structure is located at the corner of Samford Avenue and Donahue Drive on the Auburn campus, right across the street from Sewell Hall.

The building was designed to be an extremely functional athletic facility providing a quality working environment for Auburn's student-athletes. The complex was completely furnished with new state-of-the-art equipment.

In addition to being a facility for student-athletes, the Auburn Athletic Complex is a showplace for Auburn's illustrious football history. The Lovelace Museum, a 5,035 square foot museum room off the main lobby of the building, provides a proper place to display memorabilia of one of the premier athletic traditions in the country.

Across from the museum is the Rane Reception Room. Several of Auburn's Bowl trophies and Bo Jackson's Heisman Trophy are displayed in this room.

The first level of the building empties onto Auburn's three football practice fields and houses the locker rooms, equipment room and training room. The training room, containing the latest in sports medicine equipment, provides a jacuzzi, sauna and steam room for Auburn players.

The second level contains meeting rooms for all positions and an auditorium. In addition, a video tape editing system for game analysis and scouting are also located on this level.

The third level of the complex houses administrative offices, staff rooms and coaches' offices.

The multi-million dollar Auburn Athletic Complex is one of the finest facilities of its kind in collegiate athletics today. It was designed to serve Auburn's needs and to help keep Auburn's athletic program one of the premier programs in the nation.



AUBURN ATHLETIC COMPLEX FACTS

Project dates: October 1987 - June 1989

Size: 88,000 square feet/67,000 square feet of heated area

Architect: Renneker, Tichansky and Associates, Birmingham, Ala.

Contractor: Doster Construction, Birmingham, Ala.

Cost: \$7.3 million, including furnishings and equipment

The Lovelace Museum

2003 Auburn Football

Celebrating Auburn's Athletic Tradition

The primary goal of the Jonathan Bell Lovelace Athletic Museum and Hall of Honor is to preserve, interpret and exhibit the great athletes, teams, coaches and administrators who embody the true spirit of Auburn University.

Immediately upon entering the museum, visitors see an exciting splash of video images, athletic highlights and events which will stir the spirit and pride shared by Auburn people. Visitors see how the tradition of sports at Auburn has transcended generations of athletes, alumni, faculty and staff. Detailed presentations of all Auburn sports are displayed in the "History of Auburn Athletics" exhibit.

A primary theme of the museum is the celebration of the "Auburn Spirit." The "Traditions Gallery" gives visitors an inside look at the cultures and subcultures of Auburn, the development of its spirit, and the passionate feelings for its history shared by Auburn people.

Visitors begin their exploration of the "Traditions of Auburn" with a trip to Toomer's Corner, a central element in this tradition-rich culture. Across the street from Toomer's, visitors see the "rolled" tree — a rallying point for Auburn people. Visitors are also able to experience the perspective of the Auburn player as they proceed down the Tiger Walk.

Visitors get to know Auburn athletes from the training table to the Olympic games. Emphasis is placed on the long hours of training, studying and preparation it takes to develop a champion athlete and a championship team.

The museum is named after Jonathan Bell Lovelace, who served as a manager on Mike Donahue's undefeated championship football teams of 1913 and 1914. Lovelace organized the Capital Research and Management Company in 1931, which survived the depression to become one of the world's largest investment organizations.



A lifesize replica of Toomer's Corner allows visitors an opportunity to help roll the trees.



The museum showcases the history of each athletic team to ever compete for Auburn University.



Auburn greats like Coach Ralph "Shug" Jordan and Pat Sullivan are honored in the museum.



Baseball great Frank Thomas and basketball great Charles Barkley are featured in the museum.

Auburn Strength and Conditioning

2003 Auburn Football

James T. Tatum Strength and Conditioning Center


Auburn football players benefit from the direction of one of the finest strength and conditioning staffs in the country. Head Strength Coach Kevin Yoxall has implemented an extensive program for Auburn's football team which has improved the team's overall strength and conditioning levels.

The James T. Tatum, Jr., Strength and Conditioning Center stands as a testament to Auburn's commitment to providing state-of-the-art training facilities for its student-athletes. The center, which opened in January, 2002, encompasses over 14,000 square feet which is triple the size of the previous facility.

The first floor of the two-story center houses 20 power stations, which contain the majority of the equipment used by student-athletes during workouts, which leads to effective and time efficient training. Also, there are a variety of upper and lower body selectorized machines around the perimeter of this main floor. The second floor contains various machines, medicine balls, aerobic equipment, and an open exercise area for additional overall strength and conditioning development of Auburn's student-athletes.

Adjacent to the weight room is a 20 yard astroturf hill, set at 45 degrees, which is used for speed and endurance conditioning. The center also houses the strength and conditioning coaches' offices.

The center is named for James T. Tatum, Jr., who



served 16 years as a member of the Board of Trustees. Dr. Tatum believed strongly and devoutly in Cliff Hare's philosophy that "Athletics Make Men Strong, Study Makes Men Wise, and Character Makes Men Great" and his support of Auburn's teams and programs throughout the years strongly illustrated that fact.

The Center was dedicated in his memory on April 6, 2002.

Designed by The Butner and Associates Architectural Group, the facility was built by Bailey Harris Construction Corporation at a cost of \$2.7 million.



Strength and Conditioning Staff

2003 Auburn Football

Kevin Yoxall

Head Strength and Conditioning Coach

Joined AU Staff:

January, 1999

Responsibility:

Supervises all strength and conditioning programs for men's and women's athletics.

Experience:

Came to Auburn from UCLA where he was head strength and conditioning coach from 1995-98. Was head strength and conditioning coach for football at the University of Minnesota from 1992-95.

Began his coaching career at Texas Christian University (1987-92). Served as graduate assistant strength and conditioning coach from 1987-89, and was promoted to head strength and conditioning coach in 1989. Was a collegiate regional record-holder for power lifting in 1982, and was named a Collegiate All-American power lifter in 1983. The Pac-10 strength and conditioning coach of the year in 1998.

Personal Information:

Born on Aug. 3, 1959. He and his wife Nancy have two children, Collin, 12, and Marlee, 7. Earned his bachelor's of science degree in Special Education from East Texas State University in 1983 and his master's of science in Physical Education from Texas Christian University in 1989. Named "Master Strength and Conditioning Coach" by the Collegiate Strength and Conditioning Coaches Association in 2002, which is the highest honor that can be achieved as a strength coach.



Kevin, Collin, Nancy and Marlee Yoxall

Jason Loscalzo

Assistant Strength and Conditioning Coach

Joined AU Staff:

May 2003

Responsibility:

Assistant Strength and Conditioning Coach for football; Strength and Conditioning Coach for Softball.

Experience:

Served as a writer for SportsNutrition4u.com from 2001-2003.

Was the Assistant Strength and Conditioning Coach at Marshall from August 2001-May 2003. Also worked as a Sports Nutrition Professional Consultant at Marshall from 2002-03. The Assistant Speed, Strength and Conditioning Coach at the University of Nevada, Reno from 1999-2001. Director of Sports Performance Nutrition (2000-01) and Assistant Nutritionist (1999-2000) at UNLV. Graduate Assistant at Arkansas from May, 1999-August, 1999.

Personal Information:

Received B.S. in Kinesiology from Humboldt State in May, 1999 and master's in Athletic Administration from UNLV in 2001. Played fullback at Humboldt State from 1996-97. Member of Collegiate Strength and Conditioning Coaches Association and National Strength and Conditioning Association.



Jared Aurich

Graduate Assistant Strength and Conditioning Coach

Joined AU Staff:

May 2003

Responsibility:

Assist Head Strength Coach with Football Strength and Conditioning Program.

Professional Experience:

Served as the Assistant Strength Coach at Boise State from January 2003-May, 2003. Worked as a personal trainer for Boise State Recreation from December, 2002- May, 2003. A Developmental Specialist for Life, Inc. developing physical, social, and cognitive developmental programs for clients with disabilities.

Personal Information:

Graduated Magna Cum Laude with a Bachelor's of Science in Exercise Science from Boise State in May, 2003. Member of the football team and helped lead Boise State to a Big West Championship in 2000 and a WAC Championship in 2002.



Joseph Walker

Graduate Assistant Strength and Conditioning Coach

Joined AU Staff:

January 2003

Responsibility:

Assist Head Strength Coach with Football Strength and Conditioning Program.

Professional Experience:

Served as an intern strength and conditioning coach at Auburn from January, 2003-May, 2003. Also served as an intern strength and conditioning coach at Kansas State from May, 2002-August, 2002.

Personal Information:

Earned a bachelor of science in Recreation Management/Fitness Option from Lock Haven University in August, 2002.



Auburn Sports Medicine

2003 Auburn Football

Auburn Student-Athlete Health Care

Auburn Athletic Training

Auburn's Athletic Training Room provides expert health care for student-athletes. Auburn student-athletes have access to the latest in sports medicine equipment and rehabilitation equipment.

The Auburn Athletic Training Room includes a newly renovated hydro-therapy area which contains a Swim Ex which is a aquatic therapy system for rehabilitation and training of injuries. The area also houses a controlled filtered hot and cold tank. The water in the tank can be maintained at any temperature.

Mike Roberts, the Sports Medicine Director, oversees Auburn's training room facilities. He directs a staff of 16 certified athletic trainers, four of which work directly with football daily. Their experience and expertise contribute to keeping the Tigers healthy and protected during and after their seasons. These athletic trainers teach and work with eight student athletic trainers during the season and spring training.

Alabama Sports Medicine and Orthopaedic Center

Auburn athletes benefit greatly from the athletic department's association with Alabama Sports Medicine and Orthopaedic Center. ASMOC helps provide primary and orthopaedic health care for Auburn's student-athletes.

ASMOC includes Auburn team physician Dr. Michael Goodlett and two of the top orthopaedic surgeons in the country, Dr. James Andrews and Dr. Lawrence Lemak. The group began their association with the Auburn Athletic Department in 1993 and since then, the group along with Auburn's training staff, has coordinated health care for the Tigers' 20 varsity sports.

Dr. Andrews and Dr. Lemak are founding members and co-medical directors of ASMOC. The pair handle all their surgical procedures at HealthSouth Medical Center in Birmingham.

Auburn Football Athletic Training Staff

Mike Roberts

Sports Medicine Director
JOINED AUBURN STAFF:

September, 1994

RESPONSIBILITY:

Administration of sports medicine for all Auburn's student-athletes, and coordinates medical coverage from HealthSouth for Auburn University.

PROFESSIONAL EXPERIENCE:

Served as the Sports Medicine Coordinator for HealthSouth from 1985 until accepting current position. Worked as the head athletic trainer for the WFLA's Birmingham Fire, 1991-92, and the USFL's Birmingham Stallions, 1982-85. Active speaker and author on Sports Medicine and Athletic Training issues in Alabama and throughout the Southeast.

PERSONAL INFORMATION:

Born March 23, 1957. Native of Jackson, Ala. Married to the former Tina Brabner of Mobile, Ala., and has three children, Becky, 18, Alex, 14, and Sarah Katherine, 11. Earned B.S. in Physical Education/Biology from Montevallo in 1979 and M.S. in



Sports Administration from Eastern Kentucky in 1981. Certified member of National Athletics Trainers Association, Alabama Athletic Trainers Association, American College of Sports Medicine, National Strength and Conditioning Association. Former president of World League Athletic Trainers Association, and Alabama Athletic Trainers Association.

Arnold Gamber

Head Football Athletic Trainer

JOINED AUBURN STAFF:

July 1999

RESPONSIBILITY:

Head Athletic Trainer for football. Oversees care, prevention and rehabilitation of injuries for football team.

PROFESSIONAL EXPERIENCE:

Head Athletic Trainer at Middle Tennessee State from 1997-99.

Responsible for all aspects of sports medicine care for MTSU's 16 intercollegiate sports. Atlanta Falcons Assistant Athletic Trainer from 1994-97 and part-time assistant from 1985-93. Served as Assistant Athletic Trainer at Georgia Tech from 1989-94. Was a host trainer at Super Bowl XXVII in 1994. Peach Bowl host trainer 1991-94. Head Trainer for North Team at the Georgia High School Football All-Stars from 1990-92.

PERSONAL INFORMATION:

Born September 24, 1964. Married to the former Jamie Saddler of St. Martinville, La. Has one son, Christopher Britton, 7. Received bachelor of science in Sports Medicine from Valdosta State in 1986. Certified member of National Athletics Trainers Association. American Red Cross Instructor. Member of Alabama Athletic Trainers Association, and Southeast Athletics Trainers Association. Served as President of Georgia Athletic Trainers Association from 1992-94.



Auburn Sports Medicine

2003 Auburn Football

Alabama Sports Medicine and Orthopaedic Center Physicians

Dr. James R. Andrews

Orthopaedic Surgeon RESPONSIBILITY:

Serves as orthopaedic surgeon and Co-Medical Director for Auburn student-athletes.

PROFESSIONAL EXPERIENCE:

One of the founding members of the Alabama Sports Medicine and Orthopaedic Center (ASMOC) and the American Sports Medicine Institute (ASMI) in Birmingham, Alabama. Serves as Chairman and Medical Director of ASMI. Has been mentor for more than 100 orthopaedic/sports medicine fellows who have trained with him through the American Sports Medicine Institute Sports Medicine Fellowship Program. A member of the American Board of Orthopedic Surgery and the American Academy of Orthopedic Surgeons. Has been awarded a Doctor of Laws Degree from Livingston University, Doctor of Science Degree from Troy State, and a Doctor of Science Degree from Louisiana State University.

PERSONAL INFORMATION:

Graduated from Louisiana State University in 1963, where he was Southeastern Conference indoor and outdoor pole vault champion. Completed medical school in 1967, and completed his orthopaedic residency at Tulane Medical School in 1972. Had surgical fellowships in sports medicine at the University of Virginia Medical School in 1972 with Dr. Frank McCue, III, and at the University of Lyon, Lyon, France in 1972 with the late Professor Albert Trillat, M.D., who was known as the Father of European Knee Surgery.



two children, Haley and Hunter. Graduated summa cum laude from the University of North Alabama in Florence, Alabama, with a Bachelor of Science in Chemistry. Graduated from the University of South Alabama College of Medicine, Mobile, Ala. with a Doctor of Medicine. Family Practice Residency at University of Alabama-Birmingham/Baptist Memorial Hospital. Fellow, American Board of Family Practice. Certified Team Physician-American College of Sports Medicine.

Dr. Lawrence J. Lemak

Orthopaedic Surgeon RESPONSIBILITY:

Serves as orthopaedic surgeon and Co-Medical Director for Auburn student-athletes.

EXPERIENCE:

Founding partner of Alabama Sports Medicine and Orthopaedic Center. Has played an integral role in sports medicine and arthroscopy research as one of the founders and member of the Board of Directors of the American Sports Medicine Institute. Currently serves as HealthSouth Medical Center-President of the Medical Staff, HealthSouth Rehabilitation-Medical Director, Auburn University-Team Physician, Samford University-Team Physician, Birmingham Southern College-Team Physician, Major League Soccer-Medical Director, NFL Europe-Medical Director, Ladies Professional Golf Association-Co-Medical Director, and University of Virginia-Clinical Assistant Professor.

PERSONAL INFORMATION:

Graduated from the University of Alabama at Birmingham-Medical School and the University of Pittsburgh-Orthopaedic Residency.



Dr. Michael D. Goodlett

Team Physician RESPONSIBILITY:

Serves as Auburn University Sports Medicine Team Physician, overseeing all aspects of the daily sports medicine/primary care needs of all Auburn student-athletes. Coordinates care with the athletic training staff, local medical community, and Auburn University Medical Directors, Dr. Lawrence Lemak and Dr. James Andrews.

EXPERIENCE:

A charter member of the American Medical Society for Sports Medicine. A member of the American Sports Medicine Fellowship Society. Also affiliated with American Medical Society, Medical Association of the State of Alabama, and Lee County Medical Society. An affiliate professor in Health and Human Performance at Auburn University. Was medical director at Etowah County Hospice Organization. Also worked at East Gadsden Clinic, was the Team Physician at Jacksonville State University, and was director of Auburn University Health Center.

PERSONAL INFORMATION:

Married to the former Donna Webster of Tanner, Ala., and has



Auburn Medical Staff: Dr. James Andrews (Co-Director), Dr. Lawrence Lemak (Co-Director), Dr. Michael Goodlett

Uniquely Auburn

2003 Auburn Football

Tradition, History, and Legend

Here's a quick look at what makes the Auburn football phenomena uniquely "Auburn."

ALL-AMERICA x 11

Jimmy "Red" Phillips made 11 All-America teams in 1957 before becoming an All-Pro with the Los Angeles Rams and Minnesota Vikings and leading the NFL in receiving in 1961.

AUBIE

Auburn's award-winning mascot is a fan favorite for Tiger fans, both young and old. On the job since 1979, Aubie's existence began as a cartoon character drawn by *Birmingham Post-Herald* artist Phil Neel in 1959 for a football game program.

BACARDI BOWL

Auburn's first bowl trip and the only bowl game to ever be played outside the United States. Auburn and Villanova battled to a 7-7 tie in Havana, Cuba on New Year's day in 1937. Billy Hitchcock scored the Tigers' only touchdown of the game on a 40-yard run.

BEARD, JEFF

Garland Washington "Jeff" Beard could generally be considered the father of modern Auburn athletics. Serving as athletic director from 1951 through 1972, Beard hired legendary coach Ralph "Shug" Jordan, increased the capacity of what is now Jordan-Hare Stadium from 21,500 to 61,500 seats and is responsible for bringing Auburn home football games with Georgia Tech, Georgia and Tennessee to campus. His tenure also produced the basketball arena now named in his honor, the Wilbur Hutsell Track and Field complex and Sewell Hall. Beard is one of only five Auburn athletic directors who also didn't serve as head football coach.

BO OVER THE TOP

The climax to a 23-22 Auburn victory over Alabama in 1982 which broke a nine-year los-



Aubie

ing skid to the Crimson Tide. Bo Jackson's 1-yard leap over the Alabama goal line capped a 66-yard drive and set the stage for what Auburn people consider the Tigers' "coming out" party in the 1980s.

DECEMBER 2, 1989

Alabama came to Auburn's Jordan-Hare Stadium for the first time in the history of the rivalry. Prior to that, all games in the series had been played at Birmingham's Legion Field since the series was resumed in 1948. A 30-20 Auburn victory settled the score in 1989, but the cross-state journey for the Tide settled a score which had brewed for nearly a century in the hearts of Auburn people. Alabama coach Ray Perkins once said "it won't happen". On Dec. 2, 1989, it did.

THE DEEP SOUTH'S OLDEST RIVALRY

Auburn and Georgia. It began in Feb. 20, 1892 at Piedmont Park in Atlanta and has been played virtually every year since.

The Tigers and the Bulldogs have played every year since 1898, 106 meetings, with the exception of 1943, when Auburn didn't field a team due to World War II.

DONAHUE, MIKE

"Iron" Mike Donahue won 99 games in two different stints as Auburn's head coach, tying him with Pat Dye for second on the all-time Auburn victories list. Donahue's 1913 SIAC championship team not only went undefeated at 8-0, but did not allow a single point to be scored on them. On the flip side, his 1920 team averaged 42.5 points per game, despite being shut out twice. During his tenure, 38 players were named as All-Southern Conference.



DON'T MAKE US GO THERE

For years some of Auburn's chief rivals — Georgia, Tennessee, Georgia Tech and Alabama — never made it to The Plains. Auburn's "home" games with those schools were played in Montgomery, Mobile, Columbus and Birmingham. Athletic Director Jeff Beard changed all that starting in 1960. The Auburn-Georgia game was played in Columbus, Athens, Atlanta, Macon or Savannah from

Bo Over the Top

Atlanta, Macon or Savannah from

Uniquely Auburn

2003 Auburn Football

1892 through 1959. In 1960 the Bulldogs finally came to Auburn and lost, 9-6. From 1906 until 1970 Auburn and Georgia Tech played in either Atlanta or Birmingham — 53 straight times in Atlanta — before the Yellow Jackets finally gave in and came to Auburn to lose 31-7. In a series that began in 1900, Tennessee finally played at Auburn in 1974, losing 21-0. In 1989, cross-state rival Alabama made the trip and left with a 30-20 defeat and dreams of an undefeated season ended.

DYE, PAT

Patrick Fain Dye won 99 games and four Southeastern Conference championships in 12 years as Auburn's head coach, but perhaps he will be remembered most for bringing Auburn's "home" game with Alabama to the Auburn campus on Dec. 2, 1989, a 30-20 Tiger victory. Under his leadership as athletic director, Auburn football facilities were elevated to some of the finest in the nation with additions to Jordan-Hare Stadium increasing the seating capacity to 85,214 and 70 luxury suites.

ELEVEN AND OHH-HHH!!!!

In 1993, first-year coach Terry Bowden directed Auburn to its first undefeated, 11-win season while the Tigers suffered through the first year of NCAA imposed sanctions which kept AU off television and out of the bowl scene. The 11 wins in 1993 were the opening act of a 20-game winning streak which would set the Auburn record for consecutive victories.

THE ENTRANCE

The Auburn team began a new tradition in 2000, entering the field from the middle of the south end zone through a cloud of smoke.

HARE, CLIFF

Cliff Hare was a member of Auburn's first football team who went on to serve as chair of the Auburn Faculty Athletic Committee. Auburn's football stadium is named for the longtime professor and dean of the School of Chemistry. He served as president of the Southern Conference before the formation of the Southeastern Conference.

HEISMAN, JOHN

The legendary coach for which college football's top honor is named coached at Auburn from 1895-99, posting a 12-4-2 record. Auburn is the only school where John Heisman coached to have

a Heisman Trophy winner. Heisman left Auburn for Clemson and then Georgia Tech, where he lost 10 of 15 meetings with Auburn.

HEISMAN TROPHY

Auburn has two. Pat Sullivan won the coveted award in 1971. Bo Jackson did the same in 1985.

JORDAN, RALPH

Over the years no name has been more synonymous with Auburn football than Ralph "Shug" Jordan. The all-time winningest football coach at Auburn, Jordan won 176 games over a 25-year career on The Plains. A four-time Southeastern Conference coach of the year, he was also named national coach of the year in 1957 after leading Auburn to its only current football national championship.

JORDAN-HARE STADIUM

Auburn's showcase football stadium which seats 86,063 with 70 luxury suites located between the lower level and upper deck on the East side of the stadium.

The stadium was dedicated Nov. 30, 1939 with 7,500 seats that are now incorporated into the West stands. Ten years later 14,000 more seats were added and the stadium was named Cliff Hare Stadium, although only 12 home games were played there over that 10-year span. Additional seats were added in 1955, 1960 and 1970. The West upper deck was completed in 1980 and the East upper deck and suites were finished for the 1987 season. The facility was renamed Jordan-Hare Stadium in 1973.

LOVELACE MUSEUM

Auburn's showcase of a rich athletic history is located off the lobby area of the Auburn Athletic Complex. Opened in April 1996, the John B. Lovelace Museum and Hall of Honor features displays and interactive exhibits which takes visitors from the training table to the Olympic games with Auburn athletes past and present. The museum is open during regular business hours, from 9 a.m. to 5 p.m. on Saturdays and during most campus Auburn athletic events. Admission is free.



The Entrance



*Ralph
"Shug"
Jordan*

Uniquely Auburn

2003 Auburn Football

LUPTON, FRANK

Frank Lupton, a halfback and captain of the 1892 football squad, scored the first touchdown and kicked the first conversion in Auburn football history in a 10-0 Auburn victory over Georgia on Feb. 20, 1892.

NICKNAMES

There is *only one* ... Tigers. There is no such thing as an Auburn War Eagle, an Auburn Plainsman or Plainsmen or an Auburn Lady Tiger. It is simply Tigers. "War Eagle" is a battle cry.

Ken Alvis

NIX-TO-SANDERS

With starting quarterback Stan White lying in pain on the turf of Jordan-Hare Stadium and Auburn's undefeated season hanging in the balance against Alabama in 1993, sophomore quarterback Patrick Nix was summoned to the huddle to face a 4th-and-15 at the Alabama 35-yard line with Auburn trailing 14-5 and 6:09 left on the third quarter clock. Offensive coordinator Tommy Bowden relayed the call to the sidelines and "278Z Takeoff" would become a part of Auburn football lore. Nix, without a chance to loosen up, hung the ball up and receiver Frank Sanders pulled it down for a touchdown. Auburn went on to win 22-14.

OUTLAND TROPHY

Auburn players have won two. Zeke Smith won the first in 1958, Tracy Rocker the second in 1988. Rocker made it a clean sweep in 1988 by also winning the Lombardi Award.

"PHANTOM OF UNION SPRINGS"

Jimmy Hitchcock was Auburn's first football All-American. The "Phantom of Union Springs" was also a baseball All-American who later returned to coach and hold a position on the Auburn University Board of Trustees. Auburn's baseball facility, Hitchcock Field at Plainsman Park, is named in honor of Jimmy and Billy Hitchcock, brothers who made a lasting impact on Auburn.

PICKED OFF

Those who witnessed Auburn's 30-26 victory over LSU in 1994 saw one of the most bizarre finishes ever to a college football game. With LSU leading 23-9 going into the fourth quarter, Auburn safety Ken Alvis picked off an LSU pass and rambled 42 yards for a touchdown. Before the final horn had sounded Fred Smith followed suit for 32 yards and a score, then Brian Robinson returned yet another pickoff for a

41-yard TD. In all, the Tigers intercepted five LSU passes in the fourth quarter to keep a 14-game winning streak alive.

PIEDMONT PARK

The site of the first Auburn football game on Feb. 20, 1892 in Atlanta. Auburn defeated Georgia, 10-0, in that game, kicking off the oldest rivalry in the South. The Auburn and Georgia athletic departments held a joint ceremony at Piedmont Park on February 20, 1992 to kick off the 100-year anniversary of football at both universities.

PETRIE, DR. GEORGE

Dr. George Petrie, a faculty member in the Agricultural and Mechanical College in 1892, organized and was the coach of Auburn's first football team.

"PUNT BAMA PUNT"

Maybe the most famous and easily the most talked about Auburn-Alabama football game. Trailing 16-0 heading into the fourth quarter in the 1972 contest, Auburn got a field goal from Gardner Jett. Then lightning struck — twice. Bill Newton blocked an Alabama punt and David Langner returned it 25 yards for an Auburn touchdown. Three minutes later Newton blocked another punt and Langner ran 20 yards for the score.


RETIRED JERSEYS

There are only three at Auburn; Pat Sullivan's 7, Terry Beasley's 88 and Bo Jackson's 34. Sullivan and Beasley's jerseys were retired following Sullivan's 1971 Heisman Trophy season and Jackson's jersey was retired as part of Auburn's football centennial celebration in 1992.

SULLIVAN-TO-BEASLEY

Auburn's most prolific passing combination. From 1969 to 1971 Pat Sullivan and Terry Beasley connected for more than 2,500 passing yards and nearly 30 touchdowns. Thirty-one years after the end of

their careers, both Sullivan and Beasley still hold Auburn's career passing and receiving records, respectively.



"Punt Bama Punt"

Uniquely Auburn

2003 Auburn Football



Terry Beasley and Pat Sullivan

TIGER

The name of Auburn's golden eagle symbol. Not to be confused with "Tigers", which is the correct and *only* nickname for Auburn athletic teams.

TIGER WALK

An Auburn tradition which began in the early 1960s when Auburn players would walk from Sewell Hall to the football stadium and fans would line Donahue Drive to wish them well. Over the years the Tiger Walk has grown into a major part of game day at Auburn, so much so that it is listed on the players' game weekend itinerary. The largest Tiger Walk is believed to have taken place prior to the 1989 Alabama game when more than 20,000 well wishers lined the street. Every Tiger Walk prior to home games draws thousands and over the last couple of years the Tiger Walk has become a standard as Auburn football players enter stadiums on the road. Tiger Walk is two hours before kickoff for every game.

TOOMER'S CORNER

The center of town, where the Auburn University campus meets the City of Auburn. Toomer's Corner, where College Street intersects Magnolia Avenue, has long been the gathering place for Auburn athletic celebrations. After any football win, and significant victories in other sports, Auburn students and citizens alike join forces to "roll" the trees (and anything else that doesn't move) at Toomer's Corner with toi-

let tissue. Celebrations after significant football victories can go on for hours and leave the heart of town looking like a blizzard passed through.

TOOMER'S DRUG STORE

An Auburn landmark at the corner of College and Magnolia reputed to serve the best lemonade in the country. It is Auburn legend that John Heisman used to frequent Toomer's Drugs for a taste of the now famous lemonade.




Rolling Toomer's Corner

WALKONS

Auburn has a long and storied past of football walkons who have gone on to very successful football careers. One success story belongs to former All-Pro defensive end Kevin Greene. After being cut once, Greene walked on at Auburn a second time and made the team. He went on to play 15 seasons in the NFL.

"WAR EAGLE"

Auburn's battle cry, not Auburn's nickname. There are several legends concerning the origin of the War Eagle battle cry, dating back to 1864 and the Civil War at the Battle of the Wilderness in Virginia. For a more detailed account refer to page 38 in this edition of the Auburn Football Media Guide.



Tiger Walk

The Fable of War Eagle

2003 Auburn Football

War-r-r-r-r Eagle!

According to legend, football and the cry of "War Eagle" came to Auburn the same day.

It was February 20, 1892, the day Auburn and Georgia met in the first game of the longest continuous football rivalry in the Deep South.

The story actually began before that. That first Auburn-Georgia game was only the culmination. It began in 1864 at the Battle of the Wilderness in Virginia.

An Auburn student had gone off to fight with Robert E. Lee and the Confederate troops. He was with them on the worst day of the long and fierce battle.

He was wounded, and when the armies retreated to their respective lines, he was left on the battlefield for dead. When he regained consciousness, there were only two living things as far as he could see, himself and a baby eagle.

Brought together by their common bond of misery, the soldier took the wounded bird with him and nursed him back to health. When he returned to Auburn after the war, the eagle came with him.

The student-turned-soldier came back to Auburn and ultimately became a member of the faculty. He was there that day in Atlanta's Piedmont Park when Auburn and Georgia met in what

would now be called "The Game of the Century." As usual, the eagle—called War Eagle because of the circumstances under which he was found—was there with him.

When Auburn scored the first touchdown the old eagle broke free from its master and began to soar above the field. Auburn people looked skyward, saw the familiar figure, and shouted "War Eagle."

At the end of the game which Auburn won 10-0, the old eagle collapsed and died, presumably having given his all in pursuit of victory for Auburn. War Eagle's body may have died that day, but his spirit lives forever in the hearts of Auburn people who love to stand and shout "War-r-r-r-r Eagle" long into the night following an Auburn victory.

The facts of this legend cannot be authenticated, but it makes a good story and is the one most used to describe how the "War Eagle" battle cry became associated with Auburn teams.

Auburn teams are known as "The Auburn Tigers," but the cry of Auburn faithful is ever the same: "War-r-r-r-r Eagle!"

War Eagle V, which had represented Auburn for five seasons, died just days prior to the 1986 season-opener. Following a nationwide search for the perfect eagle, War Eagle VI was located at Land Between the Lakes, Ky. The female Golden Eagle underwent numerous tests and conditioning programs at the Auburn Vet School before making its debut at the Georgia game on Nov. 15, 1986 in Auburn.

Editor's Note: Jim Phillips, former Plainsman editor, wrote this version of the fable of War Eagle in the late 1950s.

Auburn Nickname Explanation

Auburn's nickname is the TIGERS.

Auburn's battle cry is "WAR EAGLE!"

Through the years, these two Auburn terms have often been used interchangeably and incorrectly. There are hats and T-shirts with Auburn War Eagles on them. Even the news media has been known to refer to an Auburn team as the War Eagles or to an Auburn player as a War Eagle.

In fact, when the Tigers play a game on the road, there is often an article written in the local paper wondering why Auburn has three nicknames—the Auburn Tigers, the Auburn War Eagles and the Auburn Plainsmen.

To set the record straight, Auburn has only **one** nickname — **the Auburn Tigers**.

"War Eagle" is a battle cry, used by Auburn fans in the same manner Alabama fans yell "Roll Tide!" and Arkansas fans yell "Sooie Pig!" You never hear Alabama referred to as the Alabama Roll Tides or Arkansas as the Arkansas Sooie Pigs, and to call Auburn teams the Auburn War Eagles would be just as incorrect. The battle cry "War Eagle" should never have an "s" on the end of it.

The nickname "Tigers" comes from a line in Oliver Goldsmith's poem, "The Deserted Village," published in May 1770, "where crouching tigers wait their hapless prey..."

The term "Plainsmen" comes from a line in that same Goldsmith poem, "Sweet Auburn, loveliest (sic) village of the plain..." Since Auburn athletes were, in the early days, men from the Plains, it was only natural for newspaper headline writers to shorten that to "Plainsmen."

It may be confusing to an outsider, but to Auburn people, it is very simple. That's why War Eagle VI, Auburn's golden eagle mascot, is named Tiger!



Auburn's Mascot

2003 Auburn Football

Aubie

Aubie, Auburn's costumed Tiger mascot, is in his 25th season as a spirit leader and goodwill ambassador for Auburn University.

A popular character among Auburn fans and one of the more animated mascots in the country, Aubie has been on the job since 1979.

Aubie's existence began as a cartoon character that first appeared on the Auburn/Hardin-Simmons football program cover on October 3, 1959. *Birmingham Post-Herald* artist Phil Neel created the cartoon Tiger who continued to adorn Auburn program covers for 18 years.

Aubie's look changed through the years. In 1962, he began to stand upright and the next year, 1963, wore clothes for the first time—a blue tie and straw hat.


Aubie's appearances on game programs proved to be somewhat of a good luck charm for Coach Ralph "Shug" Jordan's teams. The Tigers were victorious in the first nine games he graced the cover and in his first six years, Auburn posted a 23-2-1 home record. Auburn's home record during the 18 years Aubie served as Cover Tiger was 63-16-2.

Aubie's last appearance on the game program cover was October 23, 1976, when Auburn downed Florida State, 31-19, but Aubie returned to Auburn's cover against Alabama on Nov. 30, 1991, Auburn's last home game at Legion Field.

In 1979, Aubie came to life at the Southeastern Conference basketball tournament. James Lloyd, Auburn spirit director for the Student Government Association, with help from the Alumni Association, contacted Brooks-Van Horn Costumes in New York, N.Y.

The company was provided with copies of the 1961 Auburn-Alabama and 1962 Auburn-Georgia Tech game programs to use for reference in creating a costume of the cartoon character. The firm, which also provided costumes for Walt Disney, designed and produced a Tiger costume for \$1,350. Individual contributions from various Auburn clubs, alumni and friends helped pay for the first costume.

Aubie proudly marched into the Birmingham-Jefferson County Civic Center on February 28, 1979, and helped lead first-year Auburn coach Sonny Smith's team to an upset of Vanderbilt. The following day, Aubie returned to the arena and the Tigers surprised



Georgia in the longest game in SEC tournament history, four overtimes. Before the weekend was complete, Aubie helped lead the ninth-place team in the regular season to the semifinals of the tournament.

Aubie was selected as the nation's No. 1 college mascot of 1990-91 by the Universal Cheerleader Association as Chris Wood, Mike Jernigan and Rob Thomson represented Aubie in the suit. And the 1994-95 Aubies, Trey Humphreys, Mike Murphy, and Billy Stephens, received No. 1 college mascot again. In 1995-96, the three

Aubies, Billy Stephens (Head Aubie) of Metairie, La., along with Mike Griffin and Josh Agerton, both of Auburn, claimed the title again. In 1998-99, the Aubies, J.G. Carver (Head Aubie) of Huntsville, Eric Krausse of Chesterfield, Va., and Brannon McKim of Montgomery captured Auburn's fourth national championship. The most recent and fifth national championship was awarded in 2002-03, with the following students representing Aubie in the suit—Taylor Griswold (Head Aubie) from Montgomery, Jeremy Legg from Franklin, Tenn., and Trey Mock from Marietta, Ga.

This year's Aubies are Trey Mock (Head Aubie), Matt Grainger of Homewood, and Chris Keenan from Spanish Fort.



Aubie Facts:

First Year as Costumed Mascot: 1979

First Costume Designer: Brooks-Van Horn Costumes, New York, N.Y.

Other Costume Designers: Bienville Costumes, Mobile, Ala.; BTS Productions, Auburn.

First Appearance: Auburn men's basketball vs. Vanderbilt, February 28, 1979 at SEC Tournament at Birmingham Jefferson County Civic Center

National Championships: 1991, 1995, 1996, 1999, 2003

Current Aubies: Trey Mock (Head Aubie), Matt Grainger of Homewood, and Chris Keenan from Spanish Fort.

Auburn's Symbol

2003 Auburn Football

Tiger

Auburn University's icon, War Eagle VI, won a place in the hearts of college football fans across the country as she gracefully soared onto the field before each home football game. Though her flying days are over, the 25-year old golden eagle is a proud representation of the Auburn spirit.

Tiger's role is to help promote wildlife conservation as a part of the conservation education efforts of Auburn's Raptor Center, where she is housed by permission of the U.S. Fish and Wildlife Service, the federal agency responsible for protecting fish, wildlife, and plants and their habitats for the continuing benefit of the American people. Tiger was rescued in the mid-1980s by the Fish and Wildlife Service from an illegal breeding operation in Missouri.

Birds of prey such as Tiger are among the most popular forms of wildlife in the world. They symbolize strength and courage as well as other important values, such as freedom, heritage and the preservation of our natural environment. With this charismatic quality, they can be used as flagship species to focus attention on the need for wildlife research and conservation.

Auburn's Raptor Center

Almost 30 years ago, a group from Auburn's College of Veterinary Medicine began an intensive effort to treat and rehabilitate raptor populations, which led to the creation of the Raptor Center. The Raptor Center's mission is to conserve birds of prey and natural systems through education, rehabilitation and research. Educational programs are provided by the Raptor Center throughout the Southeast on topics such as habitat destruction, endangered species, water quality and raptor issues. Educational programs that feature raptors in flight are presented to school groups, conservation societies and at various public events to spread the word about wildlife conservation.

Currently, the Raptor Center treats about 500 birds of prey annually, including bald eagles, golden eagles, peregrine falcons, great

horned owls, red-tailed hawks and many other species. The center has also earned national recognition from the National Wildlife Rehabilitators Association for award-winning research in raptor biomedicine and for rehabilitation and environmental education efforts.

Perhaps the biggest recognition the Raptor Center has received was during the Opening Ceremonies of the 2002 Winter Olympics in Salt Lake City, where Tiger flew across the ice in front of thousands in the stadium and billions of viewers worldwide. After her outstanding performance, Tiger was also featured on NBC's Today Show.

Threats to Raptors

Raptors have proven sensitive to many forms of environmental change, such as chemical pollution and habitat degradation. Because of this sensitivity, raptor communities serve as an early warning system, or indicators, for environmental pollution and other change.

As predators, raptors also have been extensively killed to protect game and livestock, so that numbers in some areas may still be well below the level that contemporary landscapes can support. Other than minimizing the use of chemicals which can harm raptors and their reproductive cycle, protecting natural landscapes is the most important thing we can do to protect raptors like Tiger for future generations.

100 Years of Conservation

Tiger's role as a steward for conservation is especially significant as 2003 marks the Centennial of the National Wildlife Refuge System. With nearly 540

national wildlife refuges and encompassing nearly 95 million acres, the National Wildlife Refuge System is the only system of federal lands dedicated primarily to the protection of fish and wildlife. The system was established in 1903 when president Theodore Roosevelt ordered that Pelican Island, a 5-acre island along the east coast of Florida and one of the last breeding grounds for brown pelicans, be federally protected.

Today refuges protect some of our nation's most pristine and unique fish and wildlife habitats. National wildlife refuges play an important role by protecting natural habitats for raptors like Tiger.

More than 120 national wildlife refuges can be found in the southeastern United States. Alabama is home to nine national wildlife refuges, which protect more than 58,000 acres of fish and wildlife habitat, and Georgia has 10 national wildlife refuges protecting more than 480,000 acres.

For more information about the National Wildlife Refuge System and refuges near you, visit <http://southeast.fws.gov>.



National Wildlife Refuges of the Southeast



Tiger's Facts:

Type of Bird: Golden Eagle

Weight: 9 pounds

Age: 25 years old

Home and Care Provided By:


The Raptor Center at Auburn

For More Information:

Call (334) 844-6025 or visit the web site at:

www.auburn.edu/raptor





2003 Outlook

Alphabetical Roster	42
Numerical Roster	43
Depth Chart	44
Auburn At A Glance	45
Quoting Tommy Tuberville	46-47
Squad Analysis/Pronunciations	48

Alphabetical Roster

2003 Auburn Football

No	Player	Pos	Ht	Wt	Cl	Hometown
26	Lamel Ages	CB	5-9	187	Jr.	Columbus, GA
61	Thomas Anderson	OG	6-7	320	Jr.	Bessemer, AL
1	Devin Aromashodu	WR	6-2	196	So.	Miami, FL
64	Rhett Autrey	OG	6-4	288	So.	Jay, FL
49	Michael Battle	CB	5-8	155	RFr.	Macon, GA
9	Kevin Beall	SS	6-0	185	RFr.	Memphis, TN
	Cole Bennett	TE	6-5	230	Fr.	Dalton, GA
	Lloyd Blevins	L	6-4	225	Fr.	Birmingham, AL
	Kody Bliss	P	5-11	175	Fr.	Brentwood, TN
72	Taylor Bourgeois	OT	6-5	305	So.	Brentwood, TN
	Jarrod Britt	L	6-4	274	Fr.	Powder Springs, GA
	Eric Brock	DB	6-1	180	Fr.	Alexander City, AL
23	Ronnie Brown	RB	6-1	223	Jr.	Cartersville, GA
52	Kevis Burnam	LB	6-2	246	So.	Montezuma, GA
17	Jason Campbell	QB	6-4	223	Jr.	Taylorville, MS
9	Matt Clark	K	6-0	182	RFr.	Grayson, GA
	Montavian Collier	LB	6-2	218	Fr.	Opelika, AL
62	Joe Cope	C	6-1	262	RFr.	Andalusia, AL
12	Brandon Cox	QB	6-2	185	Fr.	Trussville, AL
65	Monreko Crittenden	OG	6-5	350	Sr.	Montgomery, AL
20	Cavari Dailey	SS	6-1	203	RFr.	Plantation, FL
85	Silas Daniels	WR	6-0	187	Jr.	Jacksonville, FL
11	Karlos Dansby	LB	6-5	235	Sr.	Birmingham, AL
21	Karibi Dede	FS	6-1	208	RFr.	Woodbridge, VA
	Courtney Denson	QB	6-0	180	Fr.	Miami, FL
95	Kyle Derozan	DE	6-3	242	RFr.	Morganza, LA
96	Wayne Dickens	NG	6-2	290	So.	Lakeland, FL
	Tez Doolittle	FB	6-3	260	Fr.	Opelika, AL
	Tim Duckworth	L	6-4	292	Fr.	Taylorville, MS
	King Dunlap	L	6-7	275	Fr.	Brentwood, TN
94	Bret Eddins	DE	6-5	261	Jr.	Montgomery, AL
	Bruce Edwards	WR	5-10	165	Fr.	Columbus, MS
39	Thomas Elmes	K	6-2	213	Jr.	Mobile, AL
28	Justin Fetsko	WR	5-9	167	Sr.	Pensacola, FL
41	Michael Gibson	P	6-1	205	RFr.	Mooreville, MS
3	Roshard Gilyard	SS	5-10	208	Sr.	Jacksonville, FL
29	Derrick Graves	LB	6-1	206	Jr.	Holt, AL
	Quentin Groves	L	6-4	235	Fr.	Greenville, MS
90	Ben Grubbs	DT	6-3	281	RFr.	Eclectic, AL
25	Lee Guess	WR	5-10	174	RFr.	Trussville, AL
	Marquies Gunn	L	6-4	220	Fr.	Alexander City, AL
48	Brant Haynie	CB	5-10	184	RFr.	Gadsden, AL
35	Will Herring	FS	6-4	207	RFr.	Opelika, AL
15	Wesley Hill	QB	6-3	221	RFr.	Cordele, GA
6	Kevin Hobbs	CB	6-0	179	Jr.	Tampa, FL
42	Bret Holliman	FS	5-10	180	Jr.	Marion Jct., AL
76	Todd Hughes	DT	6-3	280	Jr.	Marietta, GA
67	Jeremy Ingle	C	6-2	272	Jr.	Montgomery, AL
	David Irons	DB	6-1	185	Jr.	Dacula, GA
58	TJ Jackson	NG	6-1	304	So.	Opelika, AL
5	Brandon Jacobs	RB	6-4	257	Jr.	Napoleonville, LA
45	Brandon Johnson	FB	6-1	234	Sr.	Bayou La Batre, AL
53	Spencer Johnson	DT	6-3	289	Sr.	Silas, AL
30	Jason Keasler	WR	6-0	162	RFr.	Gadsden, AL
75	Drew Kirk	OT	6-6	280	So.	Greenville, GA
	Doug Langenfeld	L	6-3	247	Jr.	Moncks Corner, SC
	Patrick Lee	DB	6-0	180	Fr.	Miami, FL
16	Andrew Letts	FS	6-1	192	So.	Hinsdale, IL
	Kelcy Luke	QB	6-1	188	Fr.	Phenix City, AL
68	Danny Lindsey	C	6-2	300	Jr.	Douglas, GA
55	Tony McClain	DE	6-3	270	So.	Rosenburg, TX
	Stanley McClover	L	6-4	236	Fr.	Ft. Lauderdale, FL
81	Jeris McIntyre	WR	6-0	207	Sr.	Tampa, FL
92	DeMarco McNeil	NG	6-2	300	Sr.	Pritchard, AL
73	Marcus McNeill	OT	6-9	329	So.	Decatur, GA
9	Anthony Mix	TE	6-5	234	So.	Bay Minette, AL
91	Dexter Murphy	DT	6-2	280	Sr.	LaGrange, GA
2	Ben Obomanu	WR	6-1	192	So.	Selma, AL
79	Jonathan Palmer	OG	6-5	298	RFr.	Decatur, GA
69	Mark Pera	OT	6-6	312	Sr.	Memphis, TN
19	Montavis Pitts	CB	6-1	190	RFr.	Loachapoka, AL
84	Rick Pollard	TE	6-2	227	RFr.	Dalton, GA
36	Jamoga Ramsey	WR	5-10	159	RFr.	Delray Beach, FL
83	Jay Ratliff	DE	6-5	262	Jr.	Valdosta, GA
71	Randy Reaves	OG	6-2	234	So.	Jacksonville, FL
66	Troy Reddick	OG	6-5	297	So.	Albany, GA
6	Sam Rives	H	6-2	182	Jr.	Pelham, AL
14	Carlos Rogers	CB	6-1	191	Jr.	Augusta, GA
4	Junior Rosegreen	SS	6-0	185	Jr.	Ft. Lauderdale, FL
80	Steven Ross	TE	6-6	282	So.	Nashville, TN
56	Lemarcus Rowell	LB	6-3	229	So.	Opelika, AL
47	Pete Ruzicka	SS	6-0	205	RFr.	Cranberry Twp, PA
40	Kevin Sears	LB	6-4	217	Fr.	Russellville, AL
46	Mike Sherill	LB	6-1	246	RFr.	Miami, FL
44	Jake Slaughter	FB	6-2	240	So.	Brentwood, TN
33	Brad Smith	WR	6-5	209	So.	Gadsden, AL
22	Tre Smith	RB	5-10	197	So.	Venice, FL
57	Mayo Sowell	LB	6-1	228	Jr.	Birmingham, AL
	Carl Stewart	RB	6-2	207	Fr.	Alcoa, TN
13	Josh Sullivan	QB	6-4	201	RFr.	Little Rock, AR
86	Courtney Taylor	WR	6-2	192	RFr.	Carrollton, AL
	Rudy Taylor	FB	6-1	250	Fr.	Hollywood, FL
97	Scott Terry	TE	6-5	243	RFr.	Birmingham, AL
54	Dontarrious Thomas	LB	6-4	238	Sr.	Perry, GA
	Josh Thompson	L	6-1	295	Fr.	Statesboro, GA
82	Reggie Torbor	DE	6-3	242	Sr.	Baton Rouge, LA
78	Rich Trucks	OT	6-8	323	Jr.	Hoover, AL
74	George Vallone	OG	6-2	264	RFr.	Deltona, FL
	John Vaughn	K	6-1	175	Fr.	Brentwood, TN
8	Cooper Wallace	TE	6-4	252	So.	Nashville, TN
63	William Ward	C	6-2	270	RFr.	Prattville, AL
59	Jeremy Wells	DS	6-1	242	Sr.	Mobile, AL
38	John White	K	5-7	143	Jr.	Midlothian, VA
31	Antarrious Williams	LB	5-11	205	So.	Columbus, GA
24	Carnell Williams	RB	5-11	204	Jr.	Attalla, AL
32	Craig Williams	WR	5-10	199	So.	New Orleans, LA
43	Gerald Williams	CB	5-9	186	So.	Columbus, GA
	Kenny Williams	TE	6-7	228	Fr.	Hialeah, FL
	Kevin Williams	TE	6-7	270	Fr.	Sebastian, FL
51	Travis Williams	LB	6-1	209	So.	Columbia, SC
93	Mark Wise	DE	6-0	236	Jr.	Samson, AL
18	Philip Yost	K	6-2	187	Jr.	Auburn, AL
10	Donnay Young	FS	6-0	198	Jr.	College Park, GA

Numerical Roster

2003 Auburn Football

No	Player	Pos	Ht	Wt	Cl	Hometown
1	Devin Aromashodu	WR	6-2	196	So.	Miami, FL
2	Ben Obomanu	WR	6-1	192	So.	Selma, AL
3	Roshard Gilyard	SS	5-10	208	Sr.	Jacksonville, FL
4	Junior Rosegreen	SS	6-0	185	Jr.	Ft. Lauderdale, FL
5	Brandon Jacobs	RB	6-4	257	Jr.	Napoleonville, LA
6	Kevin Hobbs	CB	6-0	179	Jr.	Tampa, FL
6	Sam Rives	H	6-2	182	Jr.	Pelham, AL
8	Cooper Wallace	TE	6-4	252	So.	Nashville, TN
9	Kevin Beall	SS	6-0	185	RFr.	Memphis, TN
9	Matt Clark	K	6-0	182	RFr.	Grayson, GA
9	Anthony Mix	TE	6-5	234	So.	Bay Minette, AL
10	Donnay Young	FS	6-0	198	Jr.	College Park, GA
11	Karlos Dansby	LB	6-5	235	Sr.	Birmingham, AL
12	Brandon Cox	QB	6-2	185	Fr.	Trussville, AL
13	Josh Sullivan	QB	6-4	201	RFr.	Little Rock, AR
14	Carlos Rogers	CB	6-1	191	Jr.	Augusta, GA
15	Wesley Hill	QB	6-3	221	RFr.	Cordele, GA
16	Andrew Letts	FS	6-1	192	So.	Hinsdale, IL
17	Jason Campbell	QB	6-4	223	Jr.	Taylorville, MS
18	Philip Yost	K	6-2	187	Jr.	Auburn, AL
19	Montavis Pitts	CB	6-1	190	RFr.	Loachapoka, AL
20	Cavari Dailey	SS	6-1	203	RFr.	Plantation, FL
21	Karibi Dede	FS	6-1	208	RFr.	Woodbridge, VA
22	Tre Smith	RB	5-10	197	So.	Venice, FL
23	Ronnie Brown	RB	6-1	223	Jr.	Cartersville, GA
24	Carnell Williams	RB	5-11	204	Jr.	Attalla, AL
25	Lee Guess	WR	5-10	174	RFr.	Trussville, AL
26	Lamel Ages	CB	5-9	187	Jr.	Columbus, GA
28	Justin Fetsko	WR	5-9	167	Sr.	Pensacola, FL
29	Derrick Graves	LB	6-1	206	Jr.	Holt, AL
30	Jason Keasler	WR	6-0	162	RFr.	Gadsden, AL
31	Antarrrious Williams	LB	5-11	205	So.	Columbus, GA
32	Craig Williams	WR	5-10	199	So.	New Orleans, LA
33	Brad Smith	WR	6-5	209	So.	Gadsden, AL
35	Will Herring	FS	6-4	207	RFr.	Opelika, AL
36	Jamoga Ramsey	WR	5-10	159	RFr.	Delray Beach, FL
38	John White	K	5-7	143	Jr.	Midlothian, VA
39	Thomas Elmes	K	6-2	213	Jr.	Mobile, AL
40	Kevin Sears	LB	6-4	217	Fr.	Russellville, AL
41	Michael Gibson	P	6-1	205	RFr.	Mooreville, MS
42	Bret Holliman	FS	5-10	180	Jr.	Marion Jct., AL
43	Gerald Williams	CB	5-9	186	So.	Columbus, GA
44	Jake Slaughter	FB	6-2	240	So.	Brentwood, TN
45	Brandon Johnson	FB	6-1	234	Sr.	Bayou La Batre, AL
46	Mike Sherill	LB	6-1	246	RFr.	Miami, FL
47	Pete Ruzicka	SS	6-0	205	RFr.	Cranberry Twp, PA
48	Brant Haynie	CB	5-10	184	RFr.	Gadsden, AL
49	Michael Battle	CB	5-8	155	RFr.	Macon, GA
51	Travis Williams	LB	6-1	209	So.	Columbia, SC
52	Kevis Burnam	LB	6-2	246	So.	Montezuma, GA
53	Spencer Johnson	DT	6-3	289	Sr.	Silas, AL
54	Dontarrrious Thomas	LB	6-4	238	Sr.	Perry, GA
55	Tony McClain	DE	6-3	270	So.	Rosenburg, TX
56	Lemarcus Rowell	LB	6-3	229	So.	Opelika, AL
57	Mayo Sowell	LB	6-1	228	Jr.	Birmingham, AL
58	TJ Jackson	NG	6-1	304	So.	Opelika, AL
59	Jeremy Wells	DS	6-1	242	Sr.	Mobile, AL
61	Thomas Anderson	OG	6-7	320	Jr.	Bessemer, AL
62	Joe Cope	C	6-1	262	RFr.	Andalusia, AL
63	William Ward	C	6-2	270	RFr.	Prattville, AL
64	Rhett Autrey	OG	6-4	288	So.	Jay, FL
65	Monreko Crittenden	OG	6-5	350	Sr.	Montgomery, AL
66	Troy Reddick	OG	6-5	297	So.	Albany, GA
67	Jeremy Ingle	C	6-2	272	Jr.	Montgomery, AL
68	Danny Lindsey	C	6-2	300	Jr.	Douglas, GA
69	Mark Pera	OT	6-6	312	Sr.	Memphis, TN
71	Randy Reaves	OG	6-2	234	So.	Jacksonville, FL
72	Taylor Bourgeois	OT	6-5	305	So.	Brentwood, TN
73	Marcus McNeill	OT	6-9	329	So.	Decatur, GA
74	George Vallone	OG	6-2	264	RFr.	Deltona, FL
75	Drew Kirk	OT	6-6	280	So.	Greenville, GA
76	Todd Hughes	DT	6-3	280	Jr.	Marietta, GA
78	Rich Trucks	OT	6-8	323	Jr.	Hoover, AL
79	Jonathan Palmer	OG	6-5	298	RFr.	Decatur, GA
80	Steven Ross	TE	6-6	282	So.	Nashville, TN
81	Jeris McIntyre	WR	6-0	207	Sr.	Tampa, FL
82	Reggie Torbor	DE	6-3	242	Sr.	Baton Rouge, LA
83	Jay Ratliff	DE	6-5	262	Jr.	Valdosta, GA
84	Rick Pollard	TE	6-2	227	RFr.	Dalton, GA
85	Silas Daniels	WR	6-0	187	Jr.	Jacksonville, FL
86	Courtney Taylor	WR	6-2	192	RFr.	Carrollton, AL
90	Ben Grubbs	DT	6-3	281	RFr.	Eclectic, AL
91	Dexter Murphy	DT	6-2	280	Sr.	LaGrange, GA
92	DeMarco McNeil	NG	6-2	300	Sr.	Prichard, AL
93	Mark Wise	DE	6-0	236	Jr.	Samson, AL
94	Bret Eddins	DE	6-5	261	Jr.	Montgomery, AL
95	Kyle Derozan	DE	6-3	242	RFr.	Morganza, LA
96	Wayne Dickens	NG	6-2	290	So.	Lakeland, FL
97	Scott Terry	TE	6-5	243	RFr.	Birmingham, AL
	Cole Bennett	TE	6-5	230	Fr.	Dalton, GA
	Lloyd Blevins	L	6-4	225	Fr.	Birmingham, AL
	Kody Bliss	P	5-11	175	Fr.	Brentwood, TN
	Jarrold Britt	L	6-4	274	Fr.	Powder Springs, GA
	Eric Brock	DB	6-1	180	Fr.	Alexander City, AL
	Montavian Collier	LB	6-2	218	Fr.	Opelika, AL
	Courtney Denson	QB	6-0	180	Fr.	Miami, FL
	Tez Doolittle	FB	6-3	260	Fr.	Opelika, AL
	Tim Duckworth	L	6-4	292	Fr.	Taylorville, MS
	King Dunlap	L	6-7	275	Fr.	Brentwood, TN
	Bruce Edwards	WR	5-10	165	Fr.	Columbus, MS
	Quentin Groves	L	6-4	235	Fr.	Greenville, MS
	Marquies Gunn	L	6-4	220	Fr.	Alexander City, AL
	David Irons	DB	6-1	185	Jr.	Dacula, GA
	Doug Langenfeld	L	6-3	247	Jr.	Moncks Corner, SC
	Patrick Lee	DB	6-0	180	Fr.	Miami, FL
	Kelcy Luke	QB	6-1	188	Fr.	Phenix City, AL
	Stanley McClover	L	6-4	236	Fr.	Ft. Lauderdale, FL
	Carl Stewart	RB	6-2	207	Fr.	Alcoa, TN
	Rudy Taylor	FB	6-1	250	Fr.	Hollywood, FL
	Josh Thompson	L	6-1	295	Fr.	Statesboro, GA
	John Vaughn	K	6-1	175	Fr.	Brentwood, TN
	Kenny Williams	TE	6-7	228	Fr.	Hialeah, FL
	Kevin Williams	TE	6-7	270	Fr.	Sebastian, FL

Auburn Depth Chart

2003 Auburn Football

OFFENSE

FB	45	Brandon Johnson (6-1, 234, Sr.)
	44	Jake Slaughter (6-2, 240, So.)
TB	24	Carnell Williams (5-11, 204, Jr.)
	23	Ronnie Brown (6-1, 223, Jr.)
	22	Tre Smith (5-10, 197, So.)
QB	17	Jason Campbell (6-4, 223, Jr.)
	13	Josh Sullivan (6-4, 201, RFr.)
WR	2	Ben Obomanu (6-1, 192, So.)
	85	Silas Daniels (6-0, 187, Jr.)
LT	69	Mark Pera (6-6, 312, Sr.)
	75	Drew Kirk (6-6, 280, So.)
LG	66	Troy Reddick (6-5, 297, So.)
	64	Rhett Autrey (6-4, 288, So.)
C	68	Danny Lindsey (6-2, 300, Jr.)
	67	Jeremy Ingle (6-1, 272, Jr.)
RG	65	Monreko Crittenden (6-5, 350, Sr.)
	79	Jonathan Palmer (6-5, 298, RFr.)
RT	73	Marcus McNeill (6-9, 329, So.)
	72	Taylor Bourgeois (6-5, 305, So.)
TE	8	Cooper Wallace (6-4, 252, So.)
	9	Anthony Mix (6-5, 234, So.)
	80	Steven Ross (6-6, 282, So.)
WR	1	Devin Aromashodu (6-2, 196, So.)
	86	Courtney Taylor (6-2, 192, RFr.)
WR	81	Jeris McIntyre (6-0, 207, Sr.)
	28	Justin Fetsko (5-9, 167, Sr.)

Special Teams

PK	18	Philip Yost (6-2, 187, Jr.)
P	41	Michael Gibson (6-1, 205, RFr.)

DEFENSE

LE	94	Bret Eddins (6-5, 261, Jr.)
	83	Jay Ratliff (6-5, 262, Jr.)
NG	92	DeMarco McNeil (6-2, 300, Sr.)
	96	Wayne Dickens (6-2, 290, So.)
	58	T.J. Jackson (6-1, 304, So.)
DT	53	Spencer Johnson (6-3, 289, Sr.)
	91	Dexter Murphy (6-2, 280, Sr.)
	90	Ben Grubbs (6-3, 281, RFr.)
RE	82	Reggie Torbor (6-3, 242, Sr.)
	95	Kyle Derozan (6-3, 242, RFr.)
	55	Tony McClain (6-3, 270, So.)
LB	11	Karlos Dansby (6-5, 235, Sr.)
	51	Travis Williams (6-1, 209, So.)
LB	54	Dontarrious Thomas (6-4, 238, Sr.)
	56	Lemarcus Rowell (6-3, 229, So.)
LB	51	Travis Williams (6-1, 209, So.)
	57	Mayo Sowell (6-1, 228, Jr.)
S	4	Junior Rosegreen (6-0, 185, Jr.)
	3	Roshard Gilyard (5-10, 208, Sr.)
S	10	Donnay Young (6-0, 198, So.)
	21	Karibi Dede (6-1, 208, RFr.)
LC	26	Lamel Ages (5-9, 187, Jr.)
	6	Kevin Hobbs (6-0, 179, Jr.)
RC	14	Carlos Rogers (6-1, 191, Jr.)
	19	Montavis Pitts (6-1, 190, RFr.)

DS	59	Jeremy Wells (6-1, 242, Sr.)
H	6	Sam Rives (6-2, 182, Jr.)

2003 Squad Analysis

2003 Auburn Football

At a Glance:

Starters Lost: 6: 3 offensive, 3 defensive — **Starters Returning:** 16: 8 offensive, 8 defensive

Specialists Returning: 3 (field goal deep snapper; holder; kick returner)

Specialist Lost: 5 (punter, kicker, punt returner, punt deep snapper, kick returner)

Lettermen Lost: 18

Lettermen Returning: 47

Starters Returning (16)

Offensive (8): Devin Aromashodu, WR; Ronnie Brown, TB; Jason Campbell, QB; Monreko Crittenden, OG; Brandon Johnson, FB; Danny Lindsey, OG; Marcus McNeill, OT; Mark Pera, OT

Defensive (8): Karlos Dansby, LB; Spencer Johnson, DT; DeMarco McNeil, NG; Jay Ratliff, DE; Carlos Rogers, CB; Junior Rosegreen, S; Dontarrious Thomas, LB; Reggie Torbor, DE

Starters Lost (6)

Offensive (3): Robert Johnson, TE; Ben Nowland, C; Marcel Willis, WR

Defensive (3): Mark Brown, LB; Travaris Robinson, S; Horace Willis, CB

Specialists Returning (3):

Field Goal Deep Snapper: Jeremy Wells

Kick Returner: Tre Smith

Holder: Justin Fetsko

Specialists Lost (5):

Kicker: Damon Duval

Punter: Damon Duval

Punt Returner: Roderick Hood

Kick Returner: Roderick Hood

Field Goal Deep Snapper: Michael Lindsey

Lettermen Returning (46):

Offense (21): Devin Aromashodu, WR; Taylor Bourgeois, OT; Ronnie Brown, RB; Jason Campbell, QB; Monreko Crittenden, OG; Silas Daniels, WR; Jeremy Ingle, C; Brandon Johnson, FB; Andrew Letts, WR; Danny Lindsey, C; Jeris McIntyre, WR; Marcus McNeill, OT; Anthony Mix, WR; Ben Obomanu, WR; Mark Pera, OT; Troy Reddick, OL; Steven Ross, OL; Tre Smith, RB; Rick Trucks, OL; Cooper Wallace, TE; Carnell Williams, RB

Defense (22): Lamel Ages, CB; Karlos Dansby, LB; Wayne Dickens, NG; Bret Eddins, DE; Roshard Gilyard, S; Derrick Graves, LB; Bret Holliman, FS; T.J. Jackson, NG; Spencer Johnson, DT; DeMarco McNeil, NG; Dexter Murphy, DT; Jay Ratliff, DE; Carlos Rogers, CB; Junior Rosegreen, S; Lemarcus Rowell, LB; Jake Slaughter, LB; Mayo Sowell, DE; Dontarrious Thomas, LB; Reggie Torbor, DE; Antarrious Williams, LB; Travis Williams, LB; Donnay Young, FS

Specialists (3): Justin Fetsko, H; Jeremy Wells, DS, Philip Yost, K

Lettermen Lost (19):

Offense (10): Ryan Broome, OT; Chris Butler, RB; Daniel Cobb, QB; Lorenzo Diamond, TE; Ryan Hockett, OG; Robert Johnson, TE; Ben Nowland, C; Michael Owens, FB; Marshall Thornton, FB; Marcel Willis, WR

Defense (7): Dante Booker, NG; Mark Brown, LB; Dee Durham, CB; Roderick Hood, CB; Travaris Robinson, S; Rashaud Walker, CB; Horace Willis, DB

Specialists (2): Damon Duval, K/P; Michael Lindsey, DS

Previewing the 2003 Season

2003 Auburn Football

Quoting head coach Tommy Tuberville

On Accomplishments During Spring

"A major objective in the spring was to improve our experience with our underclassmen. We wanted to build our depth. This is the first time since we've been here that we've had any depth.

We didn't make a lot of position changes other than moving Steven Ross (from OL) and Anthony Mix (from WR) to tight end and Jake Slaughter (from LB) to fullback.

Most of the spring was spent making sure that everybody understands the offense and defense better. We implemented a few new things.

The big key on offense was to look for a backup quarterback and for Jason Campbell to continue to improve on his reads and his responsibilities. We wanted to make sure that the two junior college players we brought in (Brandon Jacobs and Tony McClain) received some repetitions and got up to speed to be able to compete next fall.

Our major objectives were accomplished. We had some good practices and scrimmages. We had a lot of repetitions. Things pretty much followed our plan.

Overall it was a good spring. We still have a lot of work to do, not only with backups, but with the starters. I think we have the players in the right positions. Now, we need to have a good off-season and pick up where we left off in two-a-days."

On Areas to Concentrate on in Two-A-Days

"The first thing you always try to do in the first four or five days is to find the new players that can help you. We will concentrate on working with the freshmen and see who is in good enough shape and is physically and mentally ready to play the first year.

This year will be a little different in the fact that the NCAA is not allowing programs to have a couple of days of orientation with the freshmen. Everybody will report at the same time. We're going to have to experiment a little with practicing the younger players and meeting with the older players for the first couple of days. We need to try to work with the younger players to get them up

to speed so they can compete with the older players mentally. After we find out from the newcomers where they stand, we'll work on fundamentals and implementing our offense and defense for eight to 10 days. After that, we'll work strictly on scout teams and start putting our game plan together for USC."

On the Team's Strengths

"I think our strength this year is going to be our seniors. This is a good group of players that have gone through a lot since they've been here. They've experienced some ups and downs. Hopefully they can build on what they've worked on the last few years and get us to the next level. They are a good group with good chemistry. There isn't a selfish player in the group. I define chemistry as being unselfish. Obviously with all the depth we have, we're going to have to have some unselfish people, not only from the seniors, but on the entire team.

On offense, our strength will start with running backs. It should be a strength because not only do we have good players, but we have good depth.

I think if our quarterback, Jason Campbell, plays like he did at the end of last season, he'll be a strength because of his experience of playing in difficult situations.

A question mark will be our offensive line and wide receivers because there have been some changes there and we have a lot of youth in those positions. We have to build experience and continuity at those positions.

Defensively, one of our strengths will be our linebackers with Dontarrious Thomas and Karlos Dansby.

For the first time, one of our strengths will also be our defensive line, but we have to stay healthy. A big key will be DeMarco McNeil and Spencer Johnson and their health as the season goes along. Reggie Torbor and Jay Ratliff had good years last year and they have continued to improve. We have a lot of work to do in our secondary."

Schedule

"The schedule is going to be very competitive. I think it was a negative in open-

ing against USC last year because we lost, but it was probably a positive because we found out very early where we needed help and where we needed to make corrections. I think we learned how to play on the road in a tough environment. I think a lot of our younger players grew up in a short period of time. I think playing tough opponents helps that process.

This year, we open against USC at home. I think it will be to our advantage to have the home game, but, they have a very good football team. We're going to be challenged early. Last year we didn't have a very tough game after USC, but, this year we have two tough non-conference games back to back and then we'll play Vanderbilt in our first conference game on the road.

It's a tough schedule. We'll look at it as three seasons. We'll have four games and an open date and we'll evaluate our team at that point."

Expectations

"I think expectations are for fans and for the media to talk about. It's fun to have expectations, but, you have to play the games, you have to prepare. I think the biggest thing our football team needs to do is to be able to handle it mentally through the off-season. When you get to the season and start playing games, it doesn't make a lot of difference, because you have to perform in a four-hour time frame.

We'll have to prepare like we did last year. I know we can do that, but, I hope that our team understands how hard we have to work in the off-season and what got them to the point where we were successful last year."

On the Addition of Steve Ensminger to the Coaching Staff:


"There wasn't a lot of change over with the departure of Bobby Petrino and the addition of Steve Ensminger. Last year, Hugh Nall was in charge of the running game and we've kept the same running philosophy. We made a few changes going through spring practice. Steve has done a good job implementing what he knows with what we've been doing with the passing game. It's been a good relationship with all the coaches and players.

I think Steve will be a tremendous asset because of his experience of being around several different offenses over the years and coaching quarterbacks. He also knows about the conference after being a coach and a player in this league. He knows what we're getting into and he knows what it's going to take to have a championship season.

Now, we just need to make sure we put the final touches on what we're going to do next year. I've been really pleased with how all the coaches have worked together and how the transition has gone."

The Team's Progress from This Spring Compared to Last:

"Last spring we had a chance to get close to 50 percent of our offense implemented with new



Auburn All-America candidates (back left to right), LB Karlos Dansby, LB Dontarrious Thomas, RB Cornell Williams; RB Ronnie Brown

Previewing the 2003 Season

2003 Auburn Football

plays, blocking assignments and protections. Now, we have a chance to go back and evaluate plays and formations and things that worked against certain teams. We can make more of a game plan during the off-season on what we predict other teams will do. It will make it a lot easier.

We have dropped and added things over the course of the last 12 months because of personnel and what our players could and couldn't handle. Now we'll concentrate on how we'll get the right people on the field at the right times to be successful.

On the defensive side of the ball, we didn't make a lot of changes. We added a few things. Our players are a lot more comfortable with what we're doing. It's been good to see us add things which will really benefit the entire team going into next season."

Position-by-Position Breakdown Offensive Line

"We have some depth on the offensive line, but we also have some very inexperienced players. The offensive line is really one area that has to play well together. There has to be more communication with those five players than anybody else on the team if they're going to perform correctly on each play.

For the first time, Danny Lindsey will be a true starter at center for a season after playing guard last season. I think he'll be a big key for bringing along the younger players such as Troy Reddick and Marcus McNeill.

The off-season will be critical for Monreko Crittenden. If he can come back in great shape, he could have a chance to be an All-American along with Mark Pera. Those players have a lot of ability and have some experience. Everybody behind them is young. Hopefully, Taylor Bourgeois can stay healthy for a complete season after two shoulder surgeries. He will play behind Marcus McNeill which will give him an opportunity to be brought along slowly."

Wide Receivers

"As a group, the wide receivers had a good spring practice. They didn't have a lot of experience going into two-a-days last season and they learned through on-the-job training. I was really proud of Ben Obomanu and Devin Aromashodu because they were thrown into the fire and they didn't really know what they were getting into. They improved each week and they're much better after spring practice.

We also have Courtney Taylor and upper classmen such as Jeris McIntyre, who will need to be a big leader for us with the young group. Jeris, Justin Fetsko and Silas Daniels are the only older players that have played any amount of time at wide receiver. We have a good mix of experience and talent, we just have to continue to improve."

Quarterback

"Jason Campbell was still a little up and down in spring practice. I think mentally, he's light years ahead of where he was at this time last

year. He still has a lot of room for improvement mentally and physically. Normally it takes two to three years to learn how to run an offense and this will be his second year. Our season will depend on how Jason handles himself, not only when he's successful, but when things are difficult. He will make some mistakes, but, he is a hard worker. He is dedicated and I think he has made a lot of improvement in a year.

We need to find a backup from one of our four players: Josh Sullivan, Wesley Hill, Brandon Cox and freshman Kelcy Luke. There isn't a lot of experience behind Jason, so we're going to have to put some of those young players in game-like situations in two-a-days."

Tight End

"There is a question mark at tight end. Anthony Mix has made a lot of improvement. Cooper Wallace is up to 255 pounds and could be a good football player, but, he has to stay healthy. The experiment with Steven Ross went well in spring practice so he'll stay at tight end and also play some offensive line."

Running Backs

"It's really been a change from four years ago when we were playing a wide receiver at running back. We have four players that can really play along with Carl Stewart who is coming in as a true freshman. At the tailback position, (Running Backs Coach) Eddie Gran has his work cut out for him to find a way to get the ball in all of these players' hands. It won't be a tailback by committee situation. We're going to play the player that is playing the best and whoever is the healthiest and getting the job done. It doesn't make any difference who it is. When you have high profile players like Carnell Williams and Ronnie Brown, obviously there is going to be a lot of competition in the fall.

At fullback, Brandon Johnson came off an injury in the late season and really had a good spring. We're really counting on him to have a great year. Jake Slaughter is one of the most improved players we have and we moved him back to fullback from linebacker. He did a good job for us in spring practice and he'll have a chance to play quite a bit next fall."

Defensive Line

"We've built our depth on the defensive line. We have a chance to be pretty good at the position, but, we have to stay healthy. I think not having depth behind DeMarco McNeil and Spencer Johnson really took a toll on those two players over the last two years when they had to play more snaps than they normally would play. Next year, they'll have a chance to rest a little more and we'll have more depth with Wayne Dickens, T.J. Jackson and Ben Grubbs in the middle to help those players out. We'll have a better rotation which will really help in a 13-14 game season.

At defensive end, I am really pleased with the improvement of Bret Eddins. He really played well at the end of the season. He had a great spring. Reggie Torbor is a tremendous leader. I think the big the question marks are players like

Jay Ratliff, Kyle Derozan and Tony McClain. If Jay continues to improve his pass rush and Kyle continues to improve after a redshirt season and Tony recovers well from an ankle injury, then we'll have good depth. I think depth is key at defensive end and at tackle."

Linebacker

"We moved Dontarrious Thomas to the middle linebacker spot which was a good move. Lemarcus Rowell, Kevis Burnam and Mike Sherrill are three good prospects to play backup to Dontarrious. Karlos Dansby had a strong spring practice at outside linebacker. The most improved player in spring was Travis Williams. He has a chance to be a starter, but, there is a lot of competition with Derrick Graves, Mayo Sowell and Antarrious Williams who are both coming off injuries and Kevin Sears who is a freshman who practiced with us this spring. There is a lot of depth at those two outside positions. It will all take care of itself in the off-season with who works the hardest."

Secondary

"Junior Rosegreen will have to play safety and corner to some degree because we're still searching for corners.

I think that Karibi Dede had one of the better spring practices. He's really pushing Donnay Young at free safety. Roshard Gilyard and Andrew Letts had good springs and will have a chance to compete along with Cavari Dailey if Junior goes to corner from the strong safety position.

Montavis Pitts and Carlos Rogers both had good springs at corner. I think Carlos needs to have a good off-season to be the player he can be at cornerback.

We have a lot of combinations. For example, we could play Will Herring at either strong or free safety. There are a lot of different things we can do, we just need to find the right combination for corner and safety. We'll also look at some of the newcomers to play corner."

Special Teams

"The kicking game was a big priority this spring. We needed to see where we needed to improve. The biggest player that passed the test was Jeremy Wells deep snapping on punts. He didn't have any problems and I think he did a good job. I think he has a chance to handle deep snapping for both field goals and punts next year even though we have some young players coming that can also deep snap.

Philip Yost (kicker) had an exceptional spring. He really came into his own and built his confidence. I thought he answered the call really well.

Michael Gibson (punter) still has work to do. He was inconsistent. He didn't punt well during the spring game, but, he had a bad sprained ankle. He was hurt in the scrimmage before that, so we can't judge him off his spring game performance. He has a lot of work to do this summer."

Squad Analysis

2003 Auburn Football

Below is a breakdown of the 2003 Auburn roster. Figures include walkons.

Breakdown:

Total Players: 113
Total Offense: 54
Total Defense: 41
Total Specialty: 9
TBA, Offensive/Defensive: 9

By Position:

Quarterbacks: 6
Running backs: 9
Offensive Line: 19
Wide Receivers: 12
Tight Ends: 8
Safeties: 10
Defensive Backs: 10
Linebackers: 11

Defensive Linemen: 10
Linemen: 9
Place Kicker: 5
Punter: 2
Deep Snapper: 1
Holder: 1

By Class:

Seniors: 13
Juniors: 27
Sophomores: 24
Redshirt Freshmen: 25
Freshmen: 24

Same Names:

Johnson (2): Brandon, Spencer
Smith (2): Brad, Tre
Williams (7): Antarrrious, Carnell, Craig, Gerald, Kenny, Kevin, Travis

Same Hometowns (High Schools)

Alexander City: Eric Brock (Benjamin Russell); Marquies Gunn (Benjamin Russell)
Birmingham: Lloyd Blevins (Wenonah); Karlos Dansby (Woodlawn); Mayo Sowell (Shades Valley); Scott Terry
Gadsden: Brad Haynie; Jason Keasler; Brad Smith
Mobile: Thomas Elmes; Jared Nelson (St. Paul); Jeremy Wells (Wright)
Montgomery: Monreko Crittenden (St. Jude); Bret Eddins (Trinity); Jeremy Ingle (St. James)
Opelika: Montavian Collier (Opelika); Tez Doolittle (Opelika); Will Herring (Opelika); Tommy Jackson (Opelika); Lemarcus Rowell (Opelika)
Trussville: Brandon Cox (Hewitt-Trussville); Lee Guess (Hewitt-Trussville)
Ft. Lauderdale, FL: Stanley McClover (Dillard); Junior Rosegreen (Dillard)
Jacksonville, FL: Silas Daniels (Ribault); Roshard Gilyard (White); Randy Reaves
Miami, FL: Courtney Densen (Central); Patrick Lee (Christopher Columbus); Mike Sherill (Central)
Tampa, FL: Kevin Hobbs; Jeris McIntyre (Catholic)
Columbus, GA: Lamel Ages (Carver); Antarrrious Williams (Shaw); Gerald Williams
Dalton, GA: Cole Bennett (Dalton); Rick Pollard
Decatur, GA: Marcus McNeill (Cedar Grove); Jonathan Palmer (Cedar Grove)
Marietta, GA: Ryan Broome (Wheeler); Todd Hughes
Brentwood, TN: Kody Bliss (Brentwood Academy); Taylor Bourgeois (Brentwood Academy); King Dunlap (Brentwood Academy) Jake Slaughter (Brentwood Academy); John Vaughn (Brentwood Academy)
Memphis, TN: Kevin Beall; Mark Pera (University)
Nashville, TN: Cooper Wallace (Christ Presbyterian Academy); Steven Ross (Christ Presbyterian Academy)

Pronunciation Guide

Devin **AROMASHODU** **A-ROAM- A-SHOE-DU**
KARIBI Dede **KA-REE-BE**
Kyle **DEROZAN** **DARE-O-ZAN**
Ben **OBOMANU** **OH-BUH-MON-U**
Mayo **SOWELL** **SOW-ELL**
Tommy **TUBERVILLE** **TUB-er-ville**

Roster Breakdown by Hometown

Alabama (43)

Alexander City: Eric Brock, Marquies Gunn
Andalusia: Joe Cope
Attalla: Carnell Williams
Auburn: Philip Yost
Bay Minette: Anthony Mix
Bayou La Batre: Brandon Johnson
Bessemer: Thomas Anderson
Birmingham: Lloyd Blevins, Karlos Dansby, Mayo Sowell, Scott Terry
Carrollton: Courtney Taylor
Eclectic: Ben Grubbs
Gadsden: Brant Haynie, Jason Keasler, Brad Smith
Holt: Derrick Graves
Hoover: Rich Trucks
Lanett: Stefan Slade
Loachapoka: Montavis Pitts
Marion Junction: Bret Holliman
Mobile: Thomas Elmes, Jeremy Wells
Montgomery: Bret Eddins, Monreko Crittenden, Jeremy Ingle
Opelika: Will Herring, Montavian Collier, Tez Doolittle, Tommy Jackson, Lemarcus Rowell
Pelham: Sam Rives
Phenix City: Kelcy Luke
Prattville: William Ward
Prichard: DeMarco McNeil
Russellville: Kevin Sears

Samson: Mark Wise
Selma: Ben Obomanu
Silas: Spencer Johnson
Talladega: George Winfrey
Trussville: Brandon Cox, Lee Guess

Arkansas (1)

Little Rock: Josh Sullivan

Florida (21)

Delray Beach: Jamoga Ramsey
Deltona: George Wallace
Ft. Lauderdale: Stanley McClover, Junior Rosegreen
Hialeah: Kenny Williams
Hollywood: Rudy Taylor
Jacksonville: Silas Daniels, Roshard Gilyard, Randy Reaves
Jay: Rhett Autrey
Lakeland: Wayne Dickens
Miami: Courtney Densen, Patrick Lee, Mike Sherill
Miami Springs: Devin Aromashodu
Pensacola: Justin Fetsko
Plantation: Cavari Dailey
Sebastian: Kevin Williams
Tampa: Kevin Hobbs, Jeris McIntyre
Venice: Tre Smith

Georgia (27)

Albany: Troy Reddick

Augusta: Carlos Rogers
Cartersville: Ronnie Brown
College Park: Donnay Young
Columbus: Lamel Ages, Antarrrious Williams, Gerald Williams
Cordele: Wesley Hill
Dacula: David Irons
Dalton: Cole Bennett, Rick Pollard
Decatur: Marcus McNeill, Jonathan Palmer
Douglas: Danny Lindsey
Grayson: Matt Clark
Greenville: Drew Kirk
LaGrange: Dexter Murphy
Macon: Michael Battle
Marietta: Todd Hughes
Montezuma: Kevis Burnum
Perry: Dontarrrious Thomas
Powder Springs: Jarrod Britt
Statesboro: Josh Thompson
Valdosta: Jay Ratliff

Illinois (1)

Hinsdale: Andrew Letts

Louisiana (4)

Morganza: Kyle Derozan
Napoleonville: Brandon Jacobs
Baton Rouge: Reggie Torbor
New Orleans: Craig Williams

Mississippi (4)

Columbus: Bruce Edwards
Greenville: Quentin Groves
Mooreville: Michael Gibson
Taylorsville: Jason Campbell, Tim Duckworth

Pennsylvania (1)

Cranberry Twp: Pete Ruzicka

South Carolina (2)

Columbia: Travis Williams
Moncks Corner: Doug Langenfield

Tennessee (10)


Alcoa: Carl Stewart
Brentwood: Kody Bliss, Taylor Bourgeois, King Dunlap, Jake Slaughter, John Vaughn
Memphis: Kevin Beall, Mark Pera
Nashville: Steven Ross, Cooper Wallace

Texas (1)

Rosenburg: Tony McClain

Virginia (2)

Midlothian: John White
Woodbridge: Karibi Dede



2003 Tigers

2003 Auburn Tigers50-89
Newcomers90-92

The Players

2003 Auburn Football



#26 Lamel Ages

5-9 • 187 • Jr. • 1L • DB
Columbus, Ga. (Carver)

2003: Came out of spring drills listed first-team at one of the corner positions.

2002: Awarded a scholarship prior to the 2002 season ... Played in all 13 games ... Finished with two tackles against Ole Miss ... Downed a punt on the one-yard line against LSU ... Recovered a fumble on a punt against Mississippi State ... Registered four tackles against Western Carolina and one against Vanderbilt.


2001: Played in six games on special teams ... Earned first letter.

2000: Walked on the team and redshirted.

HIGH SCHOOL: As a senior, finished with two interceptions, 10 broken up passes and 50 tackles ... Also played quarterback and rushed for 950 yards and 10 touchdowns and passed for 750 yards ... Named to the All-Bi-City Team ... The team Most Valuable Player as a senior ... Coached by Wallace Davis ... Also ran track and was a member of the 4x100 team that finished fourth at the state meet ... All-Bi-City in track.

PERSONAL: Born October 12, 1981 ... Son of George and Willie Mae Ages ... Cousin of Nate Odomes who played for the Buffalo Bills from 1987-95 ... Majoring in Public Administration.

ABOUT LAMEL: Favorite Food: Chicken Wings... Favorite NFL player: Curtis Martin ... Favorite Movie: "Trading Places" ... Most Memorable Football Experience: Winning My First Peanut Bowl ... Career Outside of Football: Politics.



Ages' Career Defensive Stats

YEAR	G/GS	TT	UT	AT	TFL-YDS	QBS-YDS	FF/FR	PD	INT-YDS
2002	13/0	9	2	7	0-0	0-0	0/1	0	0-0

DATE	OPPONENT	TT	UT	AT	TFL-YDS	INT-YDS
9/2/02	at USC	0	0	0	0-0	0-0
9/7/02	WESTERN CAROLINA	4	0	4	0-0	0-0
9/14/02	VANDERBILT	1	1	0	0-0	0-0
9/19/02	at Mississippi State	1	0	1	0-0	0-0
9/28/02	SYRACUSE	0	0	0	0-0	0-0
10/12/02	ARKANSAS	0	0	0	0-0	0-0
10/19/02	at Florida	0	0	0	0-0	0-0
10/26/02	LSU	0	0	0	0-0	0-0
11/02/02	at Ole Miss	2	1	1	0-0	0-0
11/09/02	LOUISIANA-MONROE	1	0	1	0-0	0-0
11/16/02	GEORGIA	0	0	0	0-0	0-0
11/23/02	at Alabama	0	0	0	0-0	0-0
1/1/03	vs. Penn State	0	0	0	0-0	0-0



#61 Thomas Anderson

6-7 • 320 • Jr. • SQ • OG
Bessemer, Ala. (Jess Lanier/Butler)

2002: Member of the scout team.

2001: Played offensive tackle at Butler Community College ... Finished with five pancakes.

HIGH SCHOOL: Lettered three years at Jess Lanier High School ... Named to the all-area team as a senior ... Coached by Carrol Cox.

PERSONAL: Born July 7, 1981 ... Son of James and Louella Anderson ... Nephew of Auburn 1985 Heisman Trophy winner, Bo Jackson ... Majoring in Sociology.

ABOUT THOMAS: Favorite Food: Steak ... Favorite Television Show: "The Cosby Show" ... Favorite Book: "Bo Knows Bo" ... When I Played Sports As a Kid, I Pretended to Be: Bo Jackson ... Celebrity I Would Most Like to Meet: Janet Jackson.



#1 Devin Aromashodu

6-2 • 196 • So. • 1L • WR
Miami, Fla. (Miami Springs)

2002: Tied for third on the team with 18 catches for 304 yards ... Led the team with a 16.9 average per reception ... Caught a pass in 12 of 13 games ... Caught four passes of 25 yards or more (43-USC; 27-MSU; 65- Arkansas; 48-LSU) ... Started eight games ... Caught one pass for seven yards against Alabama and two passes for 26 yards against Georgia ... Started and led Auburn with two catches for 61 yards against LSU ... Caught first career touchdown pass against Arkansas on a 65-yard play ... Caught two passes for 25 yards against Florida in his second start of the season ... One of two true freshmen wide receivers to start against USC and caught one pass for 43 yards ... One catch against

And the Winner Is...

Auburn's players voted for their teammates in several different categories. The following are the top three vote receivers in each area:

Most Competitive: Dontarrious Thomas, Tre Smith, Reggie Torbor (tie), Carnell Williams (tie)

Toughest: Brandon Johnson, Tre Smith, Dontarrious Thomas

Top Comedian: DeMarco McNeil, Carlos Rogers, Jeris McIntyre

Best Storyteller: DeMarco McNeil, Karibi Dede, Mayo Sowell


Best Singer: Rhett Autrey, Jason Campbell (tie), Montavis Pitts (tie), Kyle Derozan (tie)

The Players

2003 Auburn Football

Mississippi State for 27 yards and one catch for 10 yards against Syracuse.

HIGH SCHOOL: Caught 17 passes for 417 yards and four touchdowns and rushed for 372 yards and four touchdowns as a senior ... Also played defense and totaled 45 tackles and one interception as a free safety ... Caught 29 passes for 620 yards and seven touchdowns and returned two kickoffs for touchdowns as a junior ... Also totaled six interceptions ... Played in the CaliFlorida Bowl ... Played in the Dade-Broward All-Star Game ... *Orlando Sentinel* Florida Top 100 ... *Atlanta Journal Constitution* Super Southern 100 ... *Florida Times Union* Super 75 ... Ranked as the nation's eighth best wide receiver by Rivals100.com ... Ranked as one of the top 15 players in Florida by *SuperPrep Magazine* ... *SuperPrep Magazine* All-American ... *Prep Star* All-American ... All-county selection ... Coached by Buddy Goins ... Also played basketball and competed in track in high school.



PERSONAL: Full name is Gbolahan Devin Aromashodu ... Son of Inkey and Dorothy Aromashodu ... Born May 23, 1984.

ABOUT DEVIN: Favorite Food: Steak ... Favorite Book: *Lord of the Flies* ... Favorite NFL Team: Miami Dolphins ... Favorite NFL player: Keyshawn Johnson ... Most Memorable Football Experience: Starting my first game at Auburn ... Career Aspiration: Wants to own an Italian restaurant ... Unique Thing: Father is from Lagos, Nigeria and moved to the United States in his 20's.

Aromashodu's Career Receiving Stats

YEAR	G/GS	NO	YDS	AVG	TD	LP/OPPONENT
2002	13/8	18	304	16.9	1	65/Arkansas

DATE	OPPONENT	REC	YDS	AVG	TD
9/2/02	* at USC	1	43	43.0	0
9/7/02	WESTERN CAROLINA	1	6	6.0	0
9/14/02	VANDERBILT	1	4	4.0	0
9/19/02	at Mississippi State	1	27	27.0	0
9/28/02	SYRACUSE	1	10	10.0	0
10/12/02	ARKANSAS	2	61	30.5	1
10/19/02	* at Florida	2	25	12.5	0
10/26/02	* LSU	2	61	30.5	0
11/2/02	* at Ole Miss	0	0	0.0	0
11/9/02	* LOUISIANA-MONROE	2	16	8.0	0
11/16/02	* GEORGIA	2	26	13.0	0
11/23/02	* at Alabama	1	7	7.0	0
1/1/03	* vs. Penn State	2	18	9.0	0



#64

Rhett Autrey

6-4 • 288 • So. • SQ • OG
Jay, Fla. (Jay)

2002: Saw time against Western Carolina and Louisiana-Monroe.

2001: Walked on the team and redshirted.

HIGH SCHOOL: Played both offense and defense at Jay High School ... As a tight end, caught 13 passes for 159 yards ... Pensacola News Journal All-State Honorable Mention selection ... Coached by Elijah Bell ... Also lettered two years on basketball team.

PERSONAL: Son of Mark and Connie Autrey ... Born July 13, 1982 ... Grandfather, Max Autrey lettered at Auburn in 1944, '47, '48 and '49.

ABOUT RHETT: Favorite Food: Spaghetti ... Favorite Musician: Hank Williams ... Favorite Television Show: "Walker Texas Ranger" ... Favorite Book: *In the Arena* by Pat Dye ... Hobbies: Fishing, Hunting, Riding Horses and Playing Guitar ... When I Played Sports As a Kid, I Pretended to Be: Bo Jackson.



#72

Taylor Bourgeois

6-5 • 305 • So. • 1L • OT
Brentwood, Tenn. (Brentwood Academy)

2003: Held out of spring drills while rehabilitating shoulder.

2002: Missed the last six games with a shoulder injury ... Started four games and played in five ... Played 51 plays against Arkansas and all 89 plays against Syracuse ... Posted a 100 percent grade and one pancake on 23 plays against Mississippi State ... In first action, started at strong tackle against Western Carolina and graded 83 percent on 63 plays ... Started at strong tackle against Vanderbilt, but, left the game early with a



The Players

2003 Auburn Football

shoulder injury ... Missed spring drills recovering from off-season surgery for shoulder dislocation.

2001: Redshirted.

HIGH SCHOOL: Played on the offensive and defensive line in high school ... Registered 82 tackles and seven sacks and forced two fumbles from defensive end position as a senior ... Averaged five pancakes and posted a 90 percent blocking grade while playing offensive guard ... Led Brentwood Academy to the state championship game ... Nominee for Tennessee Division II-AA Lineman of the Year ... All-State selection ... Named to the all-region and all-midstate all-Division II team ... Rivals.com Honorable Mention ... *PrepStar* all-region ... High School Coach: Tom Moore ... High School teammate of fellow signee Jake Slaughter ... Also played basketball and ran track in high school.

PERSONAL: Full name is Taylor A. Bourgeois ... Born October 15, 1982 in Jackson, Miss. ... Son of David and Gloria Bourgeois ... Majoring in Pre-Building Science.

ABOUT TAYLOR: Favorite Television Show: Cops ... Favorite Movie: Tombstone ... Favorite Book: "The Junction Boys" ... Hobbies: Fishing ... When I Played Sports As A Kid, I Pretended to Be: Shaq ... Another Career Besides the NFL: Building Houses ... Pre-Game Ritual: Right before we go out, I listen to the Last of the Mohicans song.



#23

Ronnie Brown

6-1 • 223 • Jr. • 2L • RB
Cartersville, Ga. (Cartersville)


2002: Selected to the *Associated Press* and Coaches' Second-Team All-SEC ... The recipient of the Pat Sullivan Award presented to the team's top offensive player as voted on by the coaching staff ... Led the team in rushing with 1,008 yards on 175 carries (5.8 average) and 13 touchdowns ... Scored 11 touchdowns and rushed for 831 yards on 144 carries (5.8 avg.) and averaged 138.5 yards a game in last six games ... In last four conference games, totaled 606 yards on 98 carries (6.2 avg.) ... Scored 13 rushing touchdowns including five of 20 yards or more ... Scored at least one rushing touchdown in last six games ... Ranked 24th in the career records with 1,338 yards ... Became just the 14th player in Auburn history to rush for over 1,000 yards in a season ... Tied for fifth in the single-season records with 13 rushing touchdowns ... Ranked 12th in the single-season records with 1,008 yards ... Named the Capital One Bowl Most Valuable Player after rushing for 184 yards and two touchdowns against Penn State ... Held out of the Alabama game with an ankle injury ... Eclipsed the 100-yard mark for the third time in five games with 124 yards including a career-long 53-yard touchdown run against Georgia ... Scored a touchdown in the fourth consecutive game on a two-yard run against Louisiana-Monroe ... Named SEC Offensive Player of the Week and Coaches' Offensive Player of the Week after rushing for a career-high 224 yards on 33 carries (6.8 avg.) and touchdowns on runs of one, 49 and 21 yards against Ole Miss ... 224 yards were the 10th most ever by an Auburn player in a single game ... 49-yard touchdown was a then career-long scoring run ... Had a career-long run of 55 yards in the game and had 152 yards in the first half against the Rebels ... Accounted for 61 percent of

Auburn's yards in its win over Ole Miss ... Accounted for eight of Auburn's 15 first downs including a nine-yard run on third-and-two which sealed Auburn's win ... Scored touchdowns on runs of five and 20 yards and totaled 95 yards on 18 carries against LSU ... Scored on a 20-yard touchdown run on a third-and-goal play in which he hesitated and then went around right end to give Auburn a 31-0 lead against LSU ... Rushed for 163 yards on 22 carries (7.4 avg.) and two touchdowns on runs of 26 yards and one yard and scored another touchdown on a 54-yard pass play in which he broke several tackles against Florida ... Caught two passes for 51 yards against Syracuse ... Started at fullback against Mississippi State and rushed for 51 yards on nine carries ... Rushed three times for 26 yards against Vanderbilt ... Scored a touchdown on a seven-yard run and totaled 47 yards on eight carries and caught one pass for 22 yards against Western Carolina ... Rushed for 43 yards on nine carries (4.8 avg.) and scored a touchdown on a fumble recovery against USC.

2001: Named to the All-SEC freshman team ... Played both fullback and tailback during season ... Played in 11 games, starting five ... Gained 28 yards on six carries against North Carolina in the Peach Bowl ... Finished third on the team with 330 yards and 3.9 average per carry ... Scored a touchdown on a five-yard run and rushed for 41 yards against Alabama ... Rushed seven times for 27 yards against Georgia ... Played fullback against Louisiana Tech and gained 29 yards on six carries and caught two passes for 27 yards ... Held out of the Vanderbilt game to continue to rehabilitate turf toe and shoulder injury suffered early in the season ... Limited playing time against Florida and Miss. State with only two carries ... Gained 47 yards on 12 carries against Syracuse ... Rushed 25 times for 84 yards in start against Ole Miss ... Started against Ball State and rushed five times for 67 yards (13.4 avg.) including a touchdown on a 43-yard run and caught one pass for 33 yards ... Became first freshman running back to score in his first start since 1992 and the 43-yard run was longest by an Auburn freshman since 1996 ... Did not play second half of Ball State game after bruising shoulder ... Came out of spring drills as the first-team tailback ... Rushed for 79 yards on nine carries and a touchdown in spring game.

2000: Redshirted.

HIGH SCHOOL: Gained 1,931 yards on 206 carries (9.4 avg.) and scored 25 touchdowns as a senior ... Also caught 15 passes for 343 yards (22.9 avg.) and three touchdowns ... Played free safety senior year and intercepted three passes ... Georgia Class 2A Player of the Year ... Scored three touchdowns and rushed for 180 yards on 20 carries in a 27-21 win in the state championship game ... *Prep Star* All-American ... *Atlanta Journal Constitution* "Super Southern 100" ... *Atlanta Journal Constitution* "Georgia 75" ... Rated as one of the top five players in the state of Georgia by



The Players

2003 Auburn Football

SuperPrep Magazine ... The top running back in Georgia by *SuperPrep* ... One of the top 100 players in the country by *Rivals100.com* ... Three-year starter in football ... As a junior rushed for 936 yards and 12 touchdowns ... High School Coach: Frank Barden ... Also played baseball and hit .330 with nine home runs as a junior ... Drafted by the Seattle Mariners in the 50th round.

PERSONAL: Son of Joyce and Ronnie Brown ... Born December 12, 1981 in Rome, Georgia ... Majoring in Communication.

ABOUT RONNIE: Favorite Food: Steak ... Favorite NFL Team: San Francisco 49ers ... When I Played Sports As A Kid, I Pretended to Be: Barry Sanders ... Most Memorable Football Experience: Being Named MVP of the Capital One Bowl.

Ronnie Brown in the Auburn Records

Season:	Brown's Numbers	Rank
Category		
Rushing Yardage	1,008 (2002)	12th
Rushing TDs	13 (2002)	T5th

Career:		
Rushing Yardage	1,338	24th

Game:		
Rushing Attempts	37 vs. Penn State	T5th
Rushing Yards	224 vs. Ole Miss	10th

R. Brown's Career Rushing Stats

YEAR	G/GS	NO	YDS	AVG	TD	LP/OPPONENT
2001	11/5	84	330	3.9	2	43/Ball State
2002	12/6	175	1008	5.8	13	55/Ole Miss
Totals	23/11	259	1338	5.2	15	55/Ole Miss

DATE	OPPONENT	ATT	YDS	Avg.	TD	TD Runs
9/1/01	* BALL STATE	5	67	13.4	1	43
9/8/01	* OLE MISS	25	84	3.4	0	--
9/22/01	* at Syracuse	12	47	3.9	0	--
9/29/01	at Vanderbilt					DID NOT PLAY
10/6/01	MISSISSIPPI STATE	2	2	1.0	0	--
10/13/01	FLORIDA	2	1	0.5	0	--
10/20/01	LOUISIANA TECH	6	29	4.8	0	--
10/27/01	* at Arkansas	2	10	5.0	0	--
11/10/01	at Georgia	7	27	3.9	0	--
11/17/01	ALABAMA	15	41	2.7	1	5
12/1/01	* at LSU	8	22	2.8	0	--
12/31/01	vs. North Carolina (Peach)	6	28	4.7	0	--

DATE	OPPONENT	ATT	YDS	Avg.	TD	TD Runs
9/2/02	at USC	9	43	4.8	1	1
9/7/02	WESTERN CAROLINA	8	47	5.9	1	7
9/14/02	VANDERBILT	3	26	8.7	0	--
9/19/02	* at Mississippi State	9	51	5.7	0	--
9/28/02	SYRACUSE	0	0	0.0	0	--
10/12/02	ARKANSAS	2	10	5.0	0	--
10/19/02	at Florida	22	163	7.4	2	26, 1
10/26/02	* LSU	18	95	5.3	2	5, 20
11/2/02	* at Ole Miss	33	224	6.8	3	1, 49, 21
11/9/02	* LOUISIANA-MONROE	9	41	4.6	1	2
11/16/02	* GEORGIA	25	124	5.0	1	53
11/23/02	at Alabama					DID NOT PLAY
1/1/03	* vs. Penn State	37	184	5.0	2	1, 17

Brown's Career Receiving Stats

YEAR	G/GS	NO	YDS	AVG	TD	LP/OPPONENT
2001	11/5	7	109	15.6	0	38/LSU
2002	12/6	9	166	18.4	1	54/Florida
Totals	23/11	16	275	17.2	1	54/Florida

DATE	OPPONENT	REC	YDS	AVG	TD
9/1/01	* BALL STATE	1	33	33.0	0
9/8/01	* OLE MISS	0	0	0.0	0
9/22/01	* at Syracuse	0	0	0.0	0
9/29/01	at Vanderbilt				DID NOT PLAY
10/6/01	MISSISSIPPI STATE	0	0	0.0	0
10/13/01	FLORIDA	0	0	0.0	0
10/20/01	LOUISIANA TECH	2	27	13.5	0
10/27/01	* at Arkansas	0	0	0.0	0
11/11/01	at Georgia	0	0	0.0	0
11/17/01	ALABAMA	1	14	14.0	0
12/1/01	* at LSU	3	35	11.7	0
12/31/01	vs. N. Carolina (Peach)	1	-4	-4.0	0

DATE	OPPONENT	REC	YDS	AVG	TD
9/2/02	at USC	0	0	0.0	0
9/7/02	WESTERN CAROLINA	1	22	22.0	0
9/14/02	VANDERBILT	0	0	0.0	0
9/19/02	* at Mississippi State	0	0	0.0	0
9/28/02	SYRACUSE	2	51	25.5	0
10/12/02	ARKANSAS	0	0	0.0	0
10/19/02	at Florida	1	54	54.0	1
10/26/02	* LSU	0	0	0.0	0
11/2/02	* at Ole Miss	2	5	2.5	0
11/9/02	* LOUISIANA-MONROE	0	0	0.0	0
11/16/02	* GEORGIA	2	33	16.5	0
11/23/02	at Alabama				DID NOT PLAY
1/1/03	* vs. Penn State	1	1	1.0	0



#52

Kevis Burnam

6-2 • 246 • So. • SQ • LB
Montezuma, Ga. (Macon County)

2002: Partial qualifier that practiced but could not play.

HIGH SCHOOL: Finished senior season with 150 tackles, seven sacks, and two interceptions including one he returned 75 yards for a touchdown ... As a receiver, caught 15 passes for 105 yards ... Also returned kicks and punts and had two punt returns for touchdowns ... As a junior, totaled 90 tackles and five sacks ... During high school career, played linebacker, wide receiver, tailback and tight end ... Team Captain as a junior and senior ... Georgia Class 2A All-State selection ... First-Team All-Middle Georgia ... All-area Defensive Player of the Year ... *Prep Star* All-American ... Ranked one of the top 10 linebackers in the southeast by *Prep Star Magazine* ... *SuperPrep Magazine* All-Dixie selection ... High School Coach: Tony Byram ... Also played basketball, baseball, tennis and competed in track in high school.

PERSONAL: Full name is Kevis Tramaine Burnam ... Born January 28, 1984 ... Son of Rhunette Burnam.

ABOUT KEVIS: Favorite Food: Pizza ... Favorite NFL Team: Raiders ... Favorite Television Show: Sanford and Son ... Favorite Movie: Life ... Career Aspiration Outside of Football: Teacher.

The Players

2003 Auburn Football



#17

Jason Campbell

6-4 • 223 • Jr. • 2L • QB
Taylorsville, Miss. (Taylorsville)

2003: The offensive recipient of the Pat Dye Leadership Award from the coaching staff after spring drills.

2002: Helped lead Auburn to a 5-1 record in six starts during the season ... Led Auburn to three wins over top ten opponents (#10 LSU, #9 Alabama and #10 Penn State) ... Currently ranked first in the Auburn records with a .629 percent career completion mark ... Ranked third in the single-season records with a .631 completion percentage and second in pass efficiency with a 149.23 mark... Threw two touchdown passes and completed 10-of-18 passes for 169 yards to lead Auburn to a 17-7 win over ninth-ranked Alabama ... Named the Coaches' Co-Offensive Player of the Week for his performance against Alabama ... Scored on a 21-yard run and threw for another touchdown while rushing for a career-high 72 yards against Georgia ... Completed 8-of-10 passes for 184 yards and two touchdowns on throws of 33 and 21 yards in a little more than a quarter of action against Louisiana-Monroe ... Threw a 20-yard touchdown pass in the fourth quarter and finished with 113 yards on 11-of-21 passing against Ole Miss ... Started against LSU and threw for 105 yards and a touchdown on 7-of-11 passing and ran for 37 yards on eight carries while engineering five scoring drives ... Came off the bench late in the third quarter and engineered two Auburn scoring drives to tie the game 23-23 in the fourth quarter against Florida ... Ran for two two-point conversions and completed 5-of-7 passes for 95 yards and a touchdown on a 54-yard play to Ronnie Brown against the Gators ... Entered the game in the fourth quarter and completed 8-of-11 passes for 63 yards against Arkansas ... Came off the bench to complete 10-of-15 passes for 117 yards and two touchdowns and scored a touchdown on a quarterback sneak to lead Auburn to a 37-34 overtime win over Syracuse ... Saw action in the fourth quarter against Vanderbilt and Mississippi State ... Completed 12-of-14 passes for 147 yards including a 17-yard touchdown pass and also ran five yards for another score against Western Carolina ... Saw limited time against USC, but did not attempt a pass ... Has posted a 10-4 record as a starter.

2001: Played in 10 games, starting eight during the season... Finished second on the team with 1,117 passing yards and four touchdowns ... Finished the season ranked third in the single-season records with .627 completion percentage ... Threw for 177 yards including a season-long 72-yard touchdown pass against LSU ... Completed seven-of-seven passes for 92 yards in the fourth quarter against Alabama ... Threw for season-high 247 yards on 17-of-24 passing including one touchdown against Vanderbilt ... Was five-of-five on Auburn's final drive which set up the winning field goal against Vanderbilt ... Scored on a 44-yard touchdown run against Syracuse, the longest scoring run by an



Auburn quarterback since 1978 ... Also threw a 21-yard touchdown pass against the Orangemen ... Completed 15-of-19 passes for 142 yards and rushed six times for 30 yards against Ole Miss ... In first career start, completed 16-of-28 passes for 214 yards and a touchdown on a 44-yard pass play to Robert Johnson and scored on a one-yard quarterback sneak against Ball State ... Became the first freshman to start the season opener since Stan White in 1990 ... Had five runs of 10 yards or more during season ... Was involved in 14 plays that gained 20 yards or more (2 run, 11 pass) ... Completed eight-of-21 passes for 96 yards and a touchdown in the spring game.

2000: Redshirted.

HIGH SCHOOL: *Parade* All-American ... Gatorade Player of the Year in Mississippi ... As a senior, passed for 2,884 yards (167-of-293) and 24 touchdowns and rushed for over 500 yards and six touchdowns... Was 174-of-291 for 2,719 yards and 33 touchdowns as a junior ... Led Taylorsville High School to the state semifinals as a senior and a state title as a junior ... Second-rated quarterback in the nation and 11th best player by Tom Lemming ... Tom Lemming All-American ... Rated the seventh best player in the country and second best quarterback by *SuperPrep* ... *SuperPrep* "National 50" and All-American ... *SuperPrep* Dixie Offensive Player of the Year ... All-USA Today second-team ... *Prep Star* "Dream Team" ... *Prep Star* All-Southeast Region "Super 30" ... *Atlanta Journal Constitution* "Super Southern 100" ... Bill Buchalter of the *Orlando Sentinel* listed him as one of the South's best players ... *Border Wars* Southeast "Top 100" ... *Border Wars* All-South second-team ... *Clarion-Ledger* "Dandy Dozen" ... *Rivals.com* "Top 100" ... Two-time all-state in football ... District Most Valuable Player ... Selected to play in the Alabama-Mississippi All-Star game... High School Football Coach: Shannon White ... All-State in basketball after averaging 22 points, eight assists and 12 rebounds as a junior ... *Clarion-Ledger* "Dandy Dozen", Conference and District Most Valuable Player in basketball.

PERSONAL: Brother Larry played linebacker at Mississippi State ... Born December 31, 1981 in Laurel, Mississippi ... Son of Carolyn and Larry Campbell ... Majoring in Communication.

ABOUT JASON: Favorite Food: Shrimp ... Favorite NFL Player: Donovan McNabb ... Hobbies: Watching television, eating ... Pre-game Ritual: I read a verse from the Bible ... Proudest Accomplishment of My Life: Overcoming adversity early in my career ... Person I Pattern My Game After: Steve McNair.

Jason Campbell in the Auburn Records:

Season:		
Category	Campbell's Numbers	Rank
Completion Percentage	.631 (2002)	3rd
	.627 (2001)	4th
Passing Efficiency	149.23 (2002)	2nd
	132.41 (2001)	8th
Career:		
Category	Campbell's Numbers	Rank
Completion Percentage	.629	1st
Passing Yardage/Game	101.4	10th
Yards Per Attempt	8.01	2nd
Completions	183	10th
Completions per Game	7.96	10th
Touchdown Passes	15	9th

The Players

2003 Auburn Football

Campbell's Career Passing Stats

YEAR	G/GS	CMP	ATT	PCT	YDS	INT	TD	LP/OPPONENT
2001	10/8	89	142	.627	1117	4	4	72/LSU
2002	13/6	94	149	.631	1215	5	11	54/Florida
Totals	23/14	183	291	.629	2332	9	15	72/LSU

DATE	OPPONENT	CMP	ATT	YDS	INT	TD
9/1/01	*BALL STATE	16	28	214	0	1
9/8/01	*OLE MISS	15	19	142	1	0
9/22/01	*at Syracuse	11	20	155	1	1
9/29/01	*at Vanderbilt	17	24	247	0	1
10/6/01	*MISSISSIPPI STATE	7	13	79	1	0
10/13/01	*FLORIDA	2	4	8	0	0
10/20/01	LOUISIANA TECH			DID NOT PLAY		
10/27/01	at Arkansas			DID NOT PLAY		
11/10/01	at Georgia	1	3	3	0	0
11/17/01	ALABAMA	7	7	92	0	0
12/01/01	*at LSU	13	24	177	1	1
12/31/01	*vs. N. Carolina (Peach)	12	18	74	1	0

DATE	OPPONENT	CMP	ATT	YDS	INT	TD
9/2/02	at USC	0	0	0	0	0
9/7/02	WESTERN CAROLINA	12	14	147	0	1
9/14/02	VANDERBILT	1	2	11	0	0
9/19/02	at Mississippi State	0	0	0	0	0
9/28/02	SYRACUSE	10	15	117	1	2
10/12/02	ARKANSAS	8	11	63	0	0
10/19/02	at Florida	5	7	95	0	1
10/26/02	*LSU	7	11	105	0	1
11/02/02	*at Ole Miss	11	21	113	0	1
11/9/02	*LOUISIANA-MONROE	8	10	184	0	2
11/16/02	*GEORGIA	12	23	133	2	1
11/23/02	*at Alabama	10	18	169	1	2
1/1/03	*vs. Penn State	10	17	78	1	0

Campbell's Career Rushing Stats

YEAR	G/GS	NO	YDS	AVG	TD	LP/OPPONENT
2001	10/8	46	72	1.6	2	44/Syracuse
2002	13/6	72	206	2.9	3	21/Georgia
Totals	23/14	118	278	2.4	5	44/Syracuse



#12

Brandon Cox

6-2 • 185 • Fr. • HS • QB
Trussville, Ala. (Hewitt-Trussville)

2002: Joined the Auburn team in December and participated in bowl practice and spring workouts.

HIGH SCHOOL: As a senior, completed 233-of-329 passes (70.8%) for 2,887 yards and 27 touchdowns ... Completion percentage of 70.8 was a Class 6A state record ... During career, completed 424-of-617 passes (68.7%) for 5,417 yards and 50 touchdowns ... Set a state record with career .687 completion percentage ... State of Alabama Mr. Football by ASWA ... Named the Class 6A Back of the Year by Alabama Sports Writers Association ... ASWA all-state selection ... *Birmingham News* Super All-State and Class 6A all-state selection ... *Birmingham News* Metro Player of the Year ... *Huntsville Times* Elite 11 ... Four-year starter ... Ranked one of the top 10 pro-style quarterbacks in the nation by Rivals100.com ... Ranked one of the top 20 quarterbacks in the nation by ESPN.com ... *SuperPrep Magazine* All-American ... Ranked one of the top five players in the state of Alabama by *SuperPrep Magazine* ... *Prep*

Star All-American ... *Atlanta Journal Constitution* Super Southern 100 ... Also played basketball and baseball and was a second-team All-State selection as a pitcher.

PERSONAL: Son of Terry Cox and Debbie Bouler ... Born October 31, 1983.

ABOUT BRANDON: Favorite Musician: Johnny Cash ... Favorite NFL Player: Brett Favre ... When I Played Sports As A Kid, I Pretended to Be: Joe Montana ... Age Started Playing Football: 6 ... Hobby: Golf ... Proudest Accomplishment: Earning a Scholarship to Auburn ... Celebrity/Historical Figure Most Like to Meet: President Bush.



#65

Monreko Crittenden

6-5 • 350 • Sr. • 3L • OG
Montgomery, Ala. (St. Jude)

2003: Named a preseason second-team All-America selection by *The Sporting News*.

2002: Started 11 games at guard and two at tackle ... Had an 84 percent grade on 53 plays against Alabama ... Finished with a 92 percent grade on 68 plays against Georgia ... Posted a 101 percent grade on 22 plays against Louisiana-Monroe ... Tied for the team lead with a 90 percent grade and five pancakes on 67 plays against Ole Miss ... Started at tackle, but, moved to guard and graded 85 percent on 56 plays against LSU ... Part of the offensive line that earned the Coaches' Offensive Players of the Week honors after the LSU game ... Posted an 82 percent grade on 54 plays against Florida ... Had an 84 percent grade on 77 plays against Arkansas ... Played 84 plays against Syracuse and had three pancakes ... Posted a 86 percent grade on 64 plays against Mississippi State ... Graded 86 percent on 28 plays against Western Carolina and 80 percent on 40 plays against Vanderbilt ... Played 61 plays against USC ... Started at tackle against USC and at guard in the next three games ... Has started 23 career games.

2001: Played in 12 games, starting 10 ... Graded 89 percent on assignments and played 47 plays against Arkansas ... Played 50 plays and graded 90 percent on assignments against Louisiana Tech ... Had a 92 percent grade on assignments with 11 rodeo blocks against Florida ... Posted 92 percent grade on assignments

Senior Experience...

Although the Tigers only have 13 seniors on the 2003 squad, those players have combined to start 181 games on offense and defense in their careers. The 13 players are averaging 35 games played in their careers. Four players, guard Monreko Crittenden, holder Justin Fetsko, noseguard DeMarco McNeil and deep snapper Jeremy Wells have played in all of Auburn's 38 games over the last four seasons. McNeil also leads the seniors with 34 starts.

A breakdown of Auburn's seniors and their playing experience:

Player/Starts/Games Played
Monreko Crittenden, OL, 23/38
Karlous Dansby, LB, 21/24
Justin Fetsko, H, --/38
Roshard Gilyard, S, 10/33
Brandon Johnson, FB, 7/35
Spencer Johnson, DT, 19/36

Player/Starts/Games Played
Jeris McIntyre, WR, 4/36
DeMarco McNeil, NG, 34/38
Dexter Murphy, DL, 4/33
Mark Pera, OT, 15/36
Dontarrious Thomas, LB, 24/37
Reggie Torbor, DE, 20/35
Jeremy Wells, DS, --/38

The Players

2003 Auburn Football

on 38 plays against Mississippi State ... Graded 86 percent on assignments with four rodeo blocks on 36 plays against Vanderbilt ... Played 45 plays against Syracuse ... Graded 96 percent on assignments against Ole Miss on 50 plays ... Against Ball State, played 54 plays and graded 96 percent on assignments and registered 11 rodeo blocks.

2000: Played in all 13 games mainly on special teams ... Graded 100 percent on assignments, finishes and technique against Louisiana Tech ... Graded 100

percent on assignments on 14 plays against Vanderbilt ...

Played 10 plays at right guard against Wyoming and graded 70 percent on assignments.

1999: Redshirted.

HIGH SCHOOL: St. Jude High School ... Three-year starter ... All-state selection ... Played both sides of the ball as a senior ... Graded out at over 90-percent as a senior offensive lineman ... Had 78 tackles and five sacks as a senior defender ... Named most valuable offensive lineman in Auburn camp ... Also lettered in baseball and track ... High School Coach: Ricky Cotton.



PERSONAL: Born March 14, 1980 ... Son of Yvonne Williams and Karlen McKree ... Majoring in Sociology.

ABOUT MONREKO: Favorite Food: Broccoli Casserole ... Favorite NFL Player: Kendall Simmons ... Favorite Television Show: "The Osbournes" ... Hobbies: Chess, Checkers ... Another Career Besides the NFL: Social Work ... Most Memorable Football Experience: Running a kickoff back 89 yards in high school.

Players: Edward Reed, Brian Dawkins ... Hobbies: Playing cards ... Age Started Playing Football: 6 ... Best Talent Outside of Football: Playing cards ... Favorite Television Show: "Martin".



#85

Silas Daniels

6-0 • 187 • Jr. • 2L • WR
Jacksonville, Fla. (Ribault)

2002: Played in 10 games, starting four ... Caught 13 passes for 173 yards ... Led Auburn with three catches for 27 yards against Ole Miss ... Held out of Florida game with a groin injury ... Had a career-long 41-yard reception against Arkansas ... Caught two passes for 35 yards against Vanderbilt ... Caught three passes for 28 yards against USC ... Caught five passes for 52 yards and a touchdown in the spring game.


2001: Part of playing rotation at wide receiver ... Finished season with eight catches for 85 yards ... Had three catches for 21 yards against North Carolina in the Peach Bowl ... Caught four passes for 45 yards against Arkansas ... Scored first career touchdown on a 16-yard reception against Louisiana Tech.

HIGH SCHOOL: Had 40 catches for 861 yards and 13 touchdowns as a senior ... Also returned two punts for touchdowns ... As a junior, totaled 45 catches for 730 yards and 11 touchdowns ... Led area with 11 touchdowns ... In sophomore season, caught 34 passes for 523 yards and nine scores ... *Superprep* All-American ... Rated as the one of the top 30 receivers in the nation and one of the top 30 players in the state of Florida by *Superprep* ... One of the top three wide receivers in the state according to *Superprep* ...

All-USA *Today* Honorable Mention selection ... Ranked the eighth best wide receiver in the state of Florida by *Florida Prep Football* ... *Florida Times Union* "Super 75" ... *PrepStar* All-Region ... First-Team 3A All-State ... High School Coach: Arthur Mallory.

PERSONAL: Born: September 22, 1981 ... Son of Silas and Drucilla Daniels.

ABOUT SILAS: Favorite Food: Pizza ... Favorite NFL Team: Indianapolis Colts ... Favorite NFL Player: Jerry Rice ... Age Started Playing Football: 6 ... Most Memorable Football Experience: When we played USC in California on national television.



#20

Cavari Dailey

6-1 • 203 • RFr. • RS • SS
Plantation, Fla. (Plantation)



2002: Redshirted.

HIGH SCHOOL: Totaled 115 tackles and three interceptions, two of which he returned for touchdowns as a senior ... Finished with 140 tackles, 12 broken up passes, three interceptions and four fumble recoveries as a junior ... Four-year starter ... Played in the Broward-Dade All-Star Game ... Florida Sports Writers Class 6A All-State First-Team selection ... Named to the all-area team ... Rated one of the top 75 players in the state of Florida by *SuperPrep Magazine* ... *Prep Star* Honorable Mention All-Region selection ... Coached by Frank Hepler.

PERSONAL: Son of Psalms and Carl Dailey ... Born October 30, 1982.

ABOUT CAVARI: Favorite Food: Chicken Wings ... Favorite NFL

The Players

2003 Auburn Football

Daniels' Career Receiving Stats

YEAR	G/GS	NO	YDS	AVG	TD	LP/OPPONENT
2001	10/0	8	85	10.6	1	16/Louisiana Tech
2002	10/4	13	173	13.3	0	41/Arkansas
Totals	20/4	21	258	12.3	1	41/Arkansas

DATE	OPPONENT	REC	YDS	AVG	TD
9/1/01	BALL STATE	1	5	5.0	0
9/8/01	OLE MISS	0	0	0.0	0
9/22/01	at Syracuse	0	0	0.0	0
9/29/01	at Vanderbilt	—	Did Not Play	—	—
10/6/01	MISSISSIPPI STATE	—	Did Not Play	—	—
10/13/01	FLORIDA	0	0	0.0	0
10/20/01	LOUISIANA TECH	2	22	11.0	1
10/27/01	at Arkansas	4	45	11.3	0
11/10/01	at Georgia	0	0	0.0	0
11/17/01	ALABAMA	1	13	13.0	0
12/01/01	at LSU	0	0	0.0	0
12/31/01	vs. N. Carolina (Peach)	3	21	7.0	0

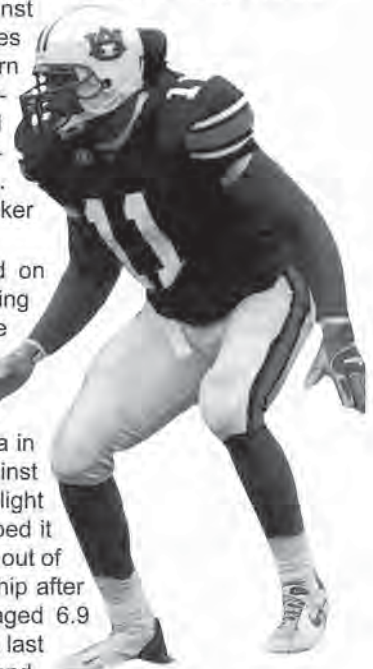
DATE	OPPONENT	REC	YDS	AVG	TD
9/2/02	at USC	3	28	9.3	0
9/7/02	*WESTERN CAROLINA	1	8	8.0	0
9/14/02	*VANDERBILT	2	35	17.5	0
9/19/02	*at Mississippi State	1	14	14.0	0
9/28/02	*SYRACUSE	1	11	11.0	0
10/12/02	ARKANSAS	1	41	41.0	0
10/19/02	at Florida	—	Did Not Play	—	—
10/26/02	LSU	0	0	0.0	0
11/02/02	at Ole Miss	3	27	9.0	0
11/9/02	LOUISIANA-MONROE	—	Did Not Play	—	—
11/16/02	GEORGIA	—	Did Not Play	—	—
11/23/02	at Alabama	0	0	0.0	0
1/1/03	vs. Penn State	1	9	9.0	0

jumped up, batted the ball and caught it and returned it two yards while on second interception, he stepped in front of the receiver on Auburn's 18-yard line and returned it 60 yards ...SEC and Coaches' Defensive Player of the Week for his performance against LSU ... Totaled a career-high 14 tackles, a broken up pass and a quarterback hurry against Florida ... Registered two tackles for loss (-14) and seven tackles against Arkansas ... Finished with nine tackles including a sack (-8) in the first overtime and broke up a pass against Syracuse ... For the second week in a row, forced a fumble and had five tackles against Mississippi State ... Forced a fumble on Vanderbilt's quarterback and returned it seven yards for Auburn's first touchdown of the game ... Also had four tackles including a tackle for loss (-2) and four quarterback hurries against the Commodores ...Named the Coaches' Defensive Player of the Week for his performance against Vanderbilt ... Registered five tackles and half a sack against Western Carolina ... Made an athletic interception, recovered a fumble and had four tackles including a quarterback sack (-7) against USC ... Rated the 15th best outside linebacker in the nation by *Lindy's*.

2001: Finished the season third on the team with 59 tackles including eight tackles for loss ... Led the team with five interceptions ...Intercepted a pass and had seven tackles including three for loss (-10) against North Carolina in the Peach Bowl ...Interception against North Carolina made several highlight reels as he caught the ball and tipped it to Dontarrious Thomas while falling out of bounds ... Earned starting job at whip after fourth game of season and averaged 6.9 tackles and had five interceptions in last eight games of season ... For second straight game, recorded double digit tackles with 11 stops and had an interception and three pass deflections against LSU ... Totaled 10 tackles against Alabama ... Intercepted a pass on the four-yard line, forced a fumble, deflected two passes and totaled six tackles including a tackle for loss against Georgia ... Named the Coaches' Defensive Player of the Week for his performance against Georgia ... Registered two tackles for loss and had five stops against Arkansas ... Intercepted a pass and finished with six tackles including a tackle for loss and a broken up pass against Louisiana Tech ... Intercepted a pass in the fourth quarter and returned it 18 yards which set up Auburn's game winning drive against Florida ... Also had six tackles and a broken up pass against the Gators ... In second career start, registered seven tackles including two for loss (-9) and half a sack (-2) against Mississippi State ... Started at whip and recorded four tackles including a tackle for loss (-3), three pass deflections and intercepted a pass and returned it 22 yards to the one-yard line against Vanderbilt ... Named the Coaches' Defensive Player of the Week following his performance against Vanderbilt ... Recorded two tackles at Syracuse ... Registered two tackles including a tackle for loss (-3) against Ball State ... Missed most of preseason practice with sprained knee ... Played both inside linebacker and whip during spring.

2000: Partial qualifier that practiced but could not play.

HIGH SCHOOL: Two-way player that played linebacker and wide



#11
Karlos Dansby
 6-5 • 235 • Sr. • 2L • LB
 Birmingham, Ala. (Woodlawn)

2003: The defensive recipient of the Pat Dye Leadership Award from the coaching staff after spring drills ... Named to the *Playboy* Preseason All-America Team ... Named to several other preseason All-America teams including *Athlon's* (second-team), *Lindy's* (first-team), *College Football News* (first-team), *The Sporting News* (first-team), *Street and Smith's* (third-team)

2002: *Associated Press* and Coaches' First-Team All-SEC selection ... Won the Zeke Smith Award for the team's top defensive player as voted on by the coaching staff ... Led the team with 14 tackles for loss (-51), and four sacks (-33) ...Second on the team with three interceptions and nine quarterback hurries... Had at least one tackle for loss in each of the first eight games and in 10 of 12 games played... Fourth on the team with 76 tackles ... Finished with six tackles and helped hold Penn State's Larry Johnson to 72 rushing yards in the Capital One Bowl ... Broke up a pass and had five tackles including one for loss (-5) against Alabama ... Held out of the Louisiana-Monroe game with an ankle injury ... Totaled seven tackles and two quarterback hurries against Ole Miss ... Intercepted two passes, totaling 62 return yards and had eight tackles including two for loss against LSU ... First interception against LSU came on a pass rush where he

The Players

2003 Auburn Football

receiver as a senior ... Caught 51 passes for 857 yards and five touchdowns ... Totaled 81 tackles, six sacks, three interceptions and two fumble recoveries as a senior ... Registered over 100 tackles and nine sacks as a junior ... All- *USA Today* Honorable Mention ... *Prep Star* All-American ... *SuperPrep* All-American ... One of the top 30 wide receivers in the country by *SuperPrep Magazine* ... Class 6A All-State linebacker ... *Huntsville Times* "Elite 11" ... Named to the *Birmingham News* Super All-State team ... *Birmingham News* 6A All-State team ... Rated the fifth best player in the state by *SuperPrep Magazine* ... *Mobile Press Register* "Elite 18" ... *Birmingham Post Herald* "Ten Most Wanted" ... *Florida Bluechips Report* All-Region ... *Rivals100.com* "Top 100" ... High School Coach: Wade Streeter ... Also played basketball ... All-State as a junior .

PERSONAL: Cousin of former Notre Dame defensive lineman Melvin Dansby ... Born Nov. 3, 1981 ... Son of Sam and Johnnie Dansby ... Majoring in Sociology.

ABOUT KARLOS: Favorite Food: Fried Chicken ... Favorite NFL Team: New England Patriots ... Favorite NFL Player: Lawyer Malloy ... Nickname: Hollywood, because I went to the ESPY's there ... Most Memorable Football Experience: Chick-fil-A Peach Bowl throw-back interception ... People Would Be Surprised to Know: I wear braces ... Age Started Playing Football: 6 ... Proudest Accomplishment of My Life: Getting Baptized.

Dansby's Career Defensive Stats

YEAR	G/GS	TT	UT	AT	TFL-YDS	QBS-YDS	FF/FR	PD	INT-YDS
2001	12/9	59	46	13	8-22	0.5-2	1/0	5	5-41
2002	12/12	76	31	45	14-51	4-33	2/2	4	3-66
Totals	24/21	135	77	58	22-73	4.5-35	3/2	9	8-107

DATE	OPPONENT	TT	UT	AT	TFL-YDS	QBS-YDS
9/1/01	BALL STATE	2	2	0	1-3	0-0
9/8/01	OLE MISS	0	0	0	0-0	0-0
9/22/01	at Syracuse	2	2	0	0-0	0-0
9/29/01	* at Vanderbilt	4	3	1	1-3	0-0
10/6/01	* MISSISSIPPI STATE	7	5	2	2-9	.5-2
10/13/01	* FLORIDA	6	3	3	0-0	0-0
10/20/01	* LOUISIANA TECH	6	5	1	1-1	0-0
10/27/01	* at Arkansas	5	5	0	2-5	0-0
11/10/01	* at Georgia	6	5	1	1-1	0-0
11/17/01	* ALABAMA	10	7	3	0-0	0-0
12/01/01	* at LSU	11	9	2	0-0	0-0
12/31/01	* vs. N. Carolina (Peach)	7	3	4	3-10	1-5

Interceptions: 1-22, Vanderbilt; 1-18, Florida; 1-0, Louisiana Tech; 1-0, Georgia; 1-1, LSU; 1-0, North Carolina

DATE	OPPONENT	TT	UT	AT	TFL-YDS	QBS-YDS
9/2/02	* at USC	4	2	2	2-8	1-7
9/7/02	* WESTERN CAROLINA	5	1	4	1-4	0.5-4
9/14/02	* VANDERBILT	4	2	2	1-2	0-0
9/19/02	* at Mississippi State	5	2	3	1-2	0-0
9/28/02	* SYRACUSE	9	3	6	2-13	1-8
10/12/02	* ARKANSAS	7	3	4	2-14	1.5-14

Preseason Hype...

Karlos Dansby became the third Auburn player in the last three years to be named to the *Playboy* preseason All-America team. OT Kendall Simmons was named to the team in 2001 and K/P Damon Duval was selected to the team in 2002.

Dansby has earned a variety of honors in his career including being invited to the 2002 ESPY Awards in Hollywood, Calif. for one of his plays against North Carolina in the 2001 Chick-fil-A Peach Bowl. Last season, he was a first-team All-SEC selection.

10/19/02	* at Florida	14	7	7	1-1	0-0
10/26/02	* LSU	8	2	6	2-1	0-0
11/02/02	* at Ole Miss	7	2	5	0-0	0-0
11/09/02	LOUISIANA-MONROE				DID NOT PLAY	
11/16/02	* GEORGIA	2	1	1	0-0	0-0
11/23/02	* at Alabama	5	3	2	1-5	0-0
11/03	* vs. Penn State	6	3	3	1-1	0-0

Interceptions: USC- 1-4 ; LSU, 2-62



#21

Karibi Dede

6-1 • 208 • RFr. • RS • FS
Woodbridge, Va. (C.D. Hylton)

2003: Came out of spring drills listed as the second-team free safety.

2002: Redshirted ... Enrolled at Auburn in January after playing fall at Hargrave Military Academy.

HIGH SCHOOL: As a senior, split time at halfback and defensive end ... Totaled 600 yards rushing, 300 yards receiving and 17 touchdowns ... Registered 55 tackles, four sacks, one interception, eight broken up passes ... First-team all-state and first-team all-metro ... George Michaels Golden Eleven ... Cardinal District Defensive Player of the Year ... Also ran track and was an all-state selection ... High School Coach: Bill Brown.

PERSONAL: Born May 8, 1983 ... Son of Karen Dede.

ABOUT KARIBI: Favorite Food: Lucky Charms ... Favorite Movie: Saving Private Ryan ... Favorite Book: Count of Monte Cristo ... Proudest Accomplishment of My Life: Receiving a scholarship to play at Auburn ... A Unique Thing: I met the Coach from *Remember the Titans*.



#95

Kyle Derozan

6-3 • 242 • RFr. • RS • DE •
Morganza, La. (Pointe Coupee Central)

2003: Came out of spring drills listed as a second-team defensive end.

2002: Redshirted.

HIGH SCHOOL: Finished with 65 tackles, 22 sacks, 16 tackles for loss, six fumble recoveries, one blocked punt and seven forced fumbles as a senior ... Returned one fumble and blocked punt for a touchdown ... Four-year starter ... Also played tight end and full-back ... First-team all-district and Baton Rouge All-metro selection ... Three-year starter on basketball team ... Also competed in track in the triple jump, long jump, high jump and shot put.

PERSONAL: Full name is Kyle Stanley Derozan ... Born September 20, 1984 ... Son of Elaine Carson and Al Derozan.

ABOUT KYLE: Favorite Food: Red Beans and Rice ... Favorite NFL team: Tampa Bay Buccaneers ... Favorite NFL Player: Keyshawn Johnson ... Person I Pattern My Game After: Michael Strahan ... Career Away From Football: Math Teacher ... Best Talent Outside of Football: Singing.

The Players

2003 Auburn Football



#96 Wayne Dickens

6-2 • 290 • So. • 1L • NG
Lakeland, Fla. (Lake Gibson)

2002: Played in all 13 games including three starts and finished the season with 19 tackles and five tackles for loss... Had a tackle for loss against LSU ... Finished with two tackles for loss in a start against Florida ... In first career start, totaled four tackles including a tackle for loss against Arkansas... Finished with three tackles including a tackle for loss (-1) against Syracuse ... Totaled four tackles against Vanderbilt ... Registered three tackles against Western Carolina and two stops against USC ... Named the Most Improved Defensive Lineman by the coaching staff following spring drills.

2001: Redshirted.

HIGH SCHOOL: Registered 79 tackles, 9.5 sacks, five fumbles caused, two fumbles recovered, nine tackles for loss and five broken up passes as a senior ... As a junior totaled 55 tackles, six sacks, eight tackles for loss, three fumble recoveries and eight broken up passes ... Led Lake Gibson to nine wins and a berth in the Class 3A regional final ...



... USA Today.com All-American ... First-Team 3A all-state selection ... 3A Region Eight District Player of the Year ... Named to the National High School All-Star Team and participated in an all-star game in Dallas, Texas ... Lakeland

Ledger Enquirer all-county selection ... Listed as one of the top 15 players in the state of Florida by Florida Prep Football ... Max Emfinger's Blue Chip Recruiting Florida Super 16 ... Florida Times Union Super 75 ... Ranked the top defensive tackle in Florida by the Florida Times Union ... Rivals.com All-American ... PrepStar All-American ... Ranked the No. 2 defensive linemen in the southeast and the No. 7 in the nation by PrepStar ... Eastbay/PrepStar Dream Team ... Ranked as one of the top 10 defensive linemen and one of the top 100 players in the country by Rivals.com ... One of the top 50 players in the state of Florida according to SuperPrep Magazine ... Fanpolls.com Florida Defensive Player of the Year ... High School Coach: Dane Damron ... Also wrestled in high school and posted a 37-4 record as a junior... Was a top-four finisher at the state wrestling championships in the heavyweight division ... Also lettered in track and was a two-time district champion in the

shot put:

PERSONAL: Born August 20, 1983 ... Son of Choretta and Wayne Dickens ... Majoring in Business.

ABOUT WAYNE: Favorite Food: Pasta Alfredo ... Favorite NFL Team: Miami Dolphins ... Favorite NFL Player: Warren Sapp ... Favorite Movie: "Life" ... Favorite Class at Auburn: Micro Economics ... Hobbies: Studying ... Proudest Accomplishment of My Life: Giving My Life to the Lord.

Dickens' Career Defensive Stats

YEAR	G/GS	TT	UT	AT	TFL-YDS	QBS-YDS	FF/FR	PD	I/YDS
2002	13/3	19	6	13	5-5	0-0	0/0	0	0-0

DATE	OPPONENT	TT	UT	AT	TFL-YDS	QBS-YDS
9/2/02	at USC	2	2	0	0-0	0-0
9/7/02	WESTERN CAROLINA	3	0	3	0-0	0-0
9/14/02	VANDERBILT	4	0	4	0-0	0-0
9/19/02	at Mississippi State	0	0	0	0-0	0-0
9/28/02	SYRACUSE	3	2	1	1-1	0-0
10/12/02	* ARKANSAS	4	1	3	1-0	0-0
10/19/02	* at Florida	2	1	1	2-3	0-0
10/26/02	* LSU	1	0	1	1-1	0-0
11/02/02	at Ole Miss	0	0	0	0-0	0-0
11/09/02	LOUISIANA-MONROE	0	0	0	0-0	0-0
11/16/02	GEORGIA	0	0	0	0-0	0-0
11/23/02	at Alabama	0	0	0	0-0	0-0
1/1/03	vs. Penn State	0	0	0	0-0	0-0



#94 Bret Eddins

6-5 • 261 • Jr. • 2L • DE
Montgomery, Ala. (Trinity)

2003: Named the team's Most Improved Defensive Lineman by the coaching staff after spring drills ... Listed as the first-team left defensive end after spring drills.

2002: Played in all 13 games including five starts ... In last three regular season games, had three tackles for loss that resulted in a loss of 10 yards ... Had a sack (-4) and two quarterback hurries against Alabama ... Registered three tackles including a tackle for loss (-3) and a quarterback hurry against Georgia ... Totaled four tackles including a tackle for loss in a start against Louisiana-Monroe ... Forced a fumble against Ole Miss ... Finished with two tackles including a tackle for loss against Arkansas ... Started and had one tackle against Western Carolina ... One tackle against Vanderbilt and against Syracuse.

2001: Played in six games, mainly on special teams.

2000: Redshirted.

HIGH SCHOOL: Recorded 196 tackles, seven blocked kicks, 10 tackles for loss, four caused fumbles and two fumble recoveries as a senior ... As a junior registered 145 tackles ... SuperPrep All-American and one of top 50 linebackers in nation ... 3A All-State selection ... Rated as one of the top 10 players in the state by SuperPrep Magazine ... Birmingham News Super All-State team and 3A All-State selection ... Huntsville Times "Elite 11" ... Prep Star All-Region ... Mobile Press Register "Elite 18" ... Birmingham Post Herald "Second Ten" ... Florida Bluechips Report All-Region ... Rivals100.com "Top 100" ... High School Coach: Randy Ragsdale ... Played basketball and led Trinity to a state championship and a 31-1 record, scoring 15 points and grabbing 10

The Players

2003 Auburn Football



rebounds in the championship game.

PERSONAL:

Father, Liston was a defensive end at Auburn and lettered from 1973-75 ... Brother, Blake, plays basketball at Arkansas ... Full name is Jordan Bret Eddins ... Named in honor of the late Auburn coach Ralph "Shug" Jordan, Liston's coach ... Born April 20, 1982 in

Montgomery ... Son of Liston and Nancy Eddins ... Majoring in Business.

ABOUT BRETT: Favorite NFL Team: Chicago Bears ... Most Memorable Football Experience: Beating Alabama, 17-7 and celebrating with the team and fans ... Proudest Accomplishment of My Life: Participating in the Montgomery YMCA giveback program and summer football camp ... Best Football Advice I Have Received: "Keep Working"- father; "Take Care of the Little Things"- Coach Price; "Just whoop his butt"- Doug Smith ... Unique Thing About Me: I only sleep three-to-four hours a night.

Eddins' Career Defensive Stats

YEAR	G/GS	TT	UT	AT	TFL-YDS	QBS-YDS	FF/FR	PD	I/YDS
2002	13/5	14	4	10	4-15	1.5-9	1/0	0	0-0

DATE	OPPONENT	TT	UT	AT	TFL-YDS	QBS-YDS
9/2/02	at USC	0	0	0	0-0	0-0
9/7/02	*WESTERN CAROLINA	1	0	1	0-0	0-0
9/14/02	VANDERBILT	1	0	1	0-0	0-0
9/19/02	at Mississippi State	0	0	0	0-0	0-0
9/28/02	SYRACUSE	1	0	1	0-0	0-0
10/12/02	ARKANSAS	2	1	1	1-5	.5-5
10/19/02	at Florida	0	0	0	0-0	0-0
10/26/02	LSU	1	0	1	0-0	0-0
11/02/02	at Ole Miss	0	0	0	0-0	0-0
11/09/02	*LOUISIANA-MONROE	4	1	3	1-3	0-0
11/16/02	*GEORGIA	3	1	2	1-3	0-0
11/23/02	*at Alabama	1	1	0	1-4	1-4
1/1/03	*vs. Penn State	0	0	0	0-0	0-0



#28
Justin Fetsko
 5-9 • 167 • Sr. • 3L • WR
 Pensacola, Fla. (Escambia)

2003: Won the team's Overall Top GPA Award for the second consecutive year ... Listed second-team at one of the receiver spots after spring drills.

2002: Awarded a scholarship prior to the 2002 season ... Saw time at wide receiver against Louisiana-Monroe ... Auburn's holder on field goals and extra points ... Received the overall top grade-point average award during the A-Day game.

2001: Caught two passes for 53 yards against Syracuse ... Snared first career catch for three yards against Ole Miss ... Auburn's holder on field goals and extra-points ... SEC Academic Honor Roll selection.

2000: Served as holder on all extra-points and field goals during season ... Also saw time at receiver but did not catch a pass ... Caught five passes for 93 yards in the spring game ... Named by Coach Tuberville as the offensive MVP of the game.

1999: Walked on to team in fall and redshirted.

HIGH SCHOOL: Escambia High School ... Coached by Ronnie Gilliland ... As a senior caught 26 passes for 450 yards, five touchdowns ... Named second-team All-Northwest Florida and first-team All Big Six ... Set school career record for receptions with 55 ... High School valedictorian with 4.55 grade point average.

PERSONAL: Full name is Justin Matthew Fetsko ... Son of Paul and Kathy Fetsko ... Born August 4, 1981 ... Grandfather played football at Florida State University from 1947-50 ... Graduated May, 2003 with a degree in Exercise Science.

ABOUT JUSTIN: Favorite Food: Seafood ... Favorite Television Show: Realfree Outdoors ... Hobbies: Fishing, Hunting, Basketball ... Best Talent Outside of Football: I'm a world-class angler ... Historical Figure I Would Most Like to Meet: Ernest Hemingway... Best Advice: Work hard and never let anyone tell you that you can't do something.

Fetsko's Career Receiving Stats

YEAR	G/GS	NO	YDS	AVG	TD	LP/OPPONENT
2001	12/0	3	56	18.7	0	30/Syracuse



#41
Michael Gibson
 6-1 • 205 • RFr. • RS • P
 Mooreville, Miss. (Mooreville)

2002: Redshirted.

HIGH SCHOOL: Averaged 46.5 yards per punt as a senior and 44.7 yards as a junior ... Also kicked and sent 50 percent of kickoffs into end zone and connected on four-of-eight field goals ... Played

The Players

2003 Auburn Football

quarterback in last five games of senior season, leading team to four wins and a berth in the Class 2A playoffs ... Completed over 50 percent of passes for 1,000 yards and 10 touchdowns ... Two-time All-State selection.

PERSONAL: Full name is Michael Lee Gibson ... Born October 13, 1983 ... Son of Mike and Margaret Gibson.

ABOUT MICHAEL: Hobbies: Golf, fishing, pool and ping pong ... Superstitions: I always wear a wrist band on my right arm and I always wear something that is green ... People Would Be Surprised to Know That: I only punted as a junior and senior before signing with Auburn ... Unique Things About Me: My mom cuts my hair and everyone's first names in my family start with the letter M.



#3 Roshard Gilyard

5-10 • 208 • Sr. • 3L • SS
Jacksonville, Fla. (White)

2002: Played in 12 games and finished the season with 16 tackles ... Totaled five tackles against Louisiana-Monroe ... Finished with two tackles against Florida ... Forced a fumble and had four tackles against Western Carolina.

2001: Finished season with 20 tackles, playing in all 12 games ... Tied a career-high with six tackles against Louisiana Tech ... One tackle against Florida ... Finished with three tackles including a tackle for loss (-6) in a start at whip against Syracuse ... Tied a career-high with six tackles against Ole Miss ... Started at whip and finished with three tackles and two broken up passes against Ball State.

2000: Named to the Coaches' All-SEC Freshman team ... Sat out the final three games with a sprained knee ... Started at free safety in seven games ... Intercepted first career pass and returned it 15 yards, broke up two passes and had two tackles against Louisiana Tech ... Three tackles and a broken up pass against Florida ... Finished with a season-high six tackles against Mississippi State ... Three tackles against Vanderbilt ... Recorded three tackles against Northern Illinois ... Finished with two tackles against LSU ... Saw action at free safety against Wyoming and recorded one tackle and a broken up pass where he delivered a hit which knocked the helmet off the receiver ... Enrolled in Auburn in winter quarter, 1999 and participated in spring drills.

1999: Re-signed in December, 1999 upon qualification.

HIGH SCHOOL: Named top strong safety in Florida by *Florida*



Times-Union ... *SuperPrep* All-America ... Rated as top strong safety in the South by *Pigskin Preps* ... Rated one of the top eight defensive backs in the country by *The National Recruiting Advisor* ... *PrepStar* rated him as one of top 10 defensive backs in Southeast ... First-team all-state ... Recorded 60 tackles and had three interceptions as a senior ... Led his prep team to 28-2 record as a starting quarterback ... Rushed for 740 yards as a senior and averaged 11 yards per carry ... Scored 14 rushing touchdowns as a senior ... Ran for 811 yards and seven touchdowns as a junior ... Also ran track ... High School Coach: Dan Disch.

PERSONAL: Born November 7, 1980 ... Son of Jackie and Wilmar Gilyard, Jr. ... Enjoys spending time with his son, Eriq ... Majoring in Sociology.

ABOUT ROSHARD: Favorite Musician: Bob Marley ... Favorite NFL Player: Ronnie Lott ... Person I Pattern My Game After: LeRoy Butler ... Most Memorable Football Experience: When I knocked the helmet off the Wyoming wide receiver in my first game ... Proudest Accomplishment of My Life: When I received a scholarship from Auburn.

Gilyard's Career Defensive Stats

YEAR	G/GS	TT	UT	AT	TFL-YDS	QBS-YDS	FF/FR	PD	I-YDS
2000	9/7	20	17	3	0-0	0-0	0/0	4	1-15
2001	12/3	20	10	10	1-6	0-0	0/0	2	0-0
2002	12/0	16	7	9	0-0	0-0	1/0	0	0-0
Totals	33/10	56	34	22	1-6	0-0	1/0	6	1-15

DATE	OPPONENT	TT	UT	AT	PD	INT-YDS
8/31/00	WYOMING	1	1	0	1	0-0
9/9/00	* at Ole Miss	0	0	0	0	0-0
9/16/00	* LSU	2	2	0	0	0-0
9/23/00	* NORTHERN ILLINOIS	3	3	0	0	0-0
9/30/00	* VANDERBILT	3	3	0	0	0-0
10/7/00	* at Mississippi State	6	4	2	0	0-0
10/14/00	* at Florida	3	3	0	1	0-0
10/21/00	* LOUISIANA TECH	2	1	1	2	1-15
10/28/00	ARKANSAS	0	0	0	0	0-0
11/11/00	GEORGIA	Did Not Play				
11/18/00	at Alabama	Did Not Play				
12/2/00	Florida (SEC Champ.)	Did Not Play				
1/1/01	Michigan (Citrus)	Did Not Play				

DATE	OPPONENT	TT	UT	AT	PD	INT-YDS
9/1/01	* BALL STATE	3	1	2	2	0-0
9/8/01	* OLE MISS	6	4	2	0	0-0
9/22/01	* at Syracuse	3	2	1	0	0-0
9/29/01	at Vanderbilt	0	0	0	0	0-0
10/6/01	MISSISSIPPI STATE	1	0	1	0	0-0
10/13/01	FLORIDA	1	0	1	0	0-0
10/20/01	LOUISIANA TECH	6	3	3	0	0-0
10/27/01	at Arkansas	0	0	0	0	0-0
11/10/01	at Georgia	0	0	0	0	0-0
11/17/01	ALABAMA	0	0	0	0	0-0
12/01/01	at LSU	0	0	0	0	0-0
12/31/01	vs. North Carolina (Peach)	2	0	2	0	0-0

The Graduates...

Five players will have earned their degrees by the start of football season. Justin Fetsko (Exercise Science), Dontarrious Thomas (Management Information Systems), Reggie Torbor (Criminology), Jeremy Wells (Marketing) graduated in spring, 2003. Dexter Murphy (Criminology) graduated in summer, 2003.

The Players

2003 Auburn Football

Roshard Gilyard Game-by-Game Statistics Continued

DATE	OPPONENT	TT	UT	AT	PD	INT-YDS	
9/2/02	at USC	1	1	0	0	0-0	
9/7/02	WESTERN CAROLINA	4	1	3	0	0-0	
9/14/02	VANDERBILT	1	0	1	0	0-0	
9/19/02	at Mississippi State	0	0	0	0	0-0	
9/28/02	SYRACUSE	0	0	0	0	0-0	
10/12/02	ARKANSAS	1	1	0	0	0-0	
10/19/02	at Florida	2	1	1	0	0-0	
10/26/02	LSU	Did Not Play					
11/02/02	at Ole Miss	0	0	0	0	0-0	
11/09/02	LOUISIANA-MONROE	5	1	4	0	0-0	
11/16/02	GEORGIA	1	1	0	0	0-0	
11/23/02	at Alabama	1	1	0	0	0-0	
1/1/03	vs. Penn State	0	0	0	0	0-0	



#29

Derrick Graves

6-1 • 206 • Jr. • 2L • LB
Holt, Ala. (Holt)

2003: Listed as the second-team outside linebacker after spring drills.

2002: Part of the rotation at linebacker ... Played in all 13 games and totaled 18 tackles on the season... Started against Louisiana-Monroe and had three tackles and a broken up pass ... Named the Coaches' Special Teams Player of the Week for his performance on punt and kick returns against Louisiana-Monroe ... Finished with three tackles including one for loss (-3) against Florida ... Two tackles against LSU and Arkansas ... Intercepted a pass and returned it 10 yards against Syracuse ... Had three tackles against Mississippi State and two against Western Carolina.

2001: Played in all 12 games on special teams ... Moved from running back to whip in early part of season ... Special Teams Player of the Week against Louisiana Tech.

HIGH SCHOOL: Re-signed in February upon qualification ... Had 268 carries for 1,659 yards and 20 touchdowns as a senior ... As a junior, rushed for 2,314 yards and scored 31 touchdowns ... Set a school record with 4,689 career yards and 61 touchdowns ... Finalist for Alabama's Mr. Football Award in 1998 and 1999 ... *PrepStar* All-American ... *Atlanta Journal Constitution* "Super Southern 100" ... Listed as the seventh best player in state of Alabama by *SuperPrep Magazine* ... *Border Wars* Southeast "Top 100" ... Named to the Alabama 4A All-State team ... *Huntsville Times* "Elite 11" ... *Birmingham News Class* 4A All-State Team ... *Mobile Press Register* "Elite 18" ... High School Coach: Jerry Wright ... Also lettered in basketball and track ... Member of the 4X100 state championship relay team ... In basketball averaged 11.3 rebounds a game and



won the Most Outstanding Defensive Player Award.

PERSONAL: Born September 9, 1980 in Tuscaloosa ... Son of Elaine King and Lorenzo Williams ... Full name is Derrick Marquis Graves ... Majoring in Sociology.

ABOUT DERRICK: Favorite Food: Spaghetti ... Hobbies: washing cars, cleaning and spending time with family ... Career Aspiration: Social Worker ... Best Talent Outside of Football: Tumbling ... Celebrity I Would Most Like to Meet: Jackie Chan ... Person I Pattern My Game After: Derrick Brooks.

Graves' Career Defensive Stats

YEAR	G/GS	TT	UT	AT	TFL-YDS	QBS-YDS	FF/FR	PD	I/YDS
2001	9/0	7	4	3	0-0	0-0	0/1	0	0-0
2002	13/1	18	4	14	1-3	0-0	0/0	1	1-10
Totals	22/1	25	8	17	1-3	0-0	0/1	1	1-10

DATE	OPPONENT	TT	UT	AT	TFL-YDS	QBS-YDS
9/2/02	at USC	0	0	0	0-0	0-0
9/7/02	WESTERN CAROLINA	2	0	2	0-0	0-0
9/14/02	VANDERBILT	0	0	0	0-0	0-0
9/19/02	at Mississippi State	3	1	2	0-0	0-0
9/28/02	SYRACUSE	1	0	1	0-0	0-0
10/12/02	ARKANSAS	2	0	2	0-0	0-0
10/19/02	at Florida	3	0	3	1-3	0-0
10/26/02	LSU	2	0	2	0-0	0-0
11/02/02	at Ole Miss	0	0	0	0-0	0-0
11/09/02	*LOUISIANA-MONROE	3	2	1	0-0	0-0
11/16/02	GEORGIA	1	0	1	0-0	0-0
11/23/02	at Alabama	1	1	0	0-0	0-0
1/1/03	vs. Penn State	0	0	0	0-0	0-0



#90

Ben Grubbs

6-3 • 281 • RFr. • RS • DT
Eclectic, Ala. (Elmore County)

2002: Redshirted.

HIGH SCHOOL: Registered 150 tackles and six sacks and an interception as a senior ... Also played fullback, rushing for 130 yards on 28 carries and two touchdowns and caught seven passes for 50 yards... Totaled 110 tackles, four sacks and an interception as a junior ... Four-year starter ... Ranked as one of the top 10 players in the state of Alabama by *SuperPrep Magazine* ... *SuperPrep* All-American ... Alabama Sports Writers Class 4A All-State selection as an offensive lineman ... All-county and all-metro selection as a linebacker ... *Prep Star* All-Region selection ... Four-year starter on the basketball team.

PERSONAL: Full name is Benjamin Richard Grubbs ... Born March 10, 1984 ... Son of Deborah Grubbs.

ABOUT BEN: Favorite Food: Steak ... Favorite NFL Team: Tampa Bay Buccaneers ... Favorite NFL Player: Hugh Douglas ... Favorite Auburn Tradition: Seeing the eagle fly ... Hobbies: Drawing and Listening to Music ... Best Talent Outside of Football: Drawing ... Age Started Playing Football: 15.

The Players

2003 Auburn Football



#25

Lee Guess

5-10 • 174 • RFr. • RS • WR
Trussville, Ala. (Hewitt-Trussville)

2002: Redshirted.

HIGH SCHOOL: As a senior, made 93 catches for 1,341 yards and 12 touchdowns ... Set a Class 6A state record with 93 catches ... Also returned 27 kickoffs for 810 yards and scored one touchdown and blocked three field goal attempts... As a junior, snared 87 passes for 1,252 yards and 11 touchdowns and returned 25 kickoffs for 675 yards and one touchdown ... Two-time *Birmingham News* Super All-State and Class 6A all-state selection ... Alabama Sports Writers Association all-state selection ... Named to the *Prep Star* All-Region team ... Also played basketball and competed in track in high school ... Placed third in the state indoor track championships in the 55-meters as a junior ... Member of the National Honor Society.

PERSONAL: Full name is Christopher Lee Guess ... Born March 30, 1984 ... Son of Connie and Chris Guess.

ABOUT LEE: Favorite Food: Ice cream ... Hobbies: Playing drums with my rock band ... Best Talent Outside of Football: Playing drums and writing lyrics to music ... Favorite NFL Player: Wayne Chrebet ... Favorite Book: Bible (Revelations) ... Favorite Movie: "The Matrix".



#35

Will Herring

6-4 • 207 • RFr. • RS • FS
Opelika, Ala. (Opelika)

2003: Selected as the Defensive MVP of A-Day after intercepting a pass and registering two tackles.

2002: Redshirted.

HIGH SCHOOL: Played quarterback in high school, finishing with 1,026 yards rushing on 122 carries (8.4 average) and 11 touchdowns and 952 yards passing and 10 touchdowns as a senior ... Helped lead Opelika to a 10-2 record in 2001... Passed for 915 yards and four touchdowns and rushed for 545 yards and 12 touchdowns as a junior ... Three-year starter at quarterback and led team to a 30-6 record during career ... Final career numbers were 2,638 yards passing with 22 touchdowns and 1,632 yards rushing with 27 touchdowns ... Two-time Opelika High School Offensive MVP ... *Opelika-Auburn News* Super 10 ... *Columbus Ledger-Enquirer* Dandy Dozen ... Ranked as one of the top 20 players in the state of Alabama by *SuperPrep Magazine* ... *Prep Star* All-Region selection ... Also played baseball and was a two-time all-area selection ... Member of the National Honor Society.

PERSONAL: Born August 28, 1983 ... Son of Libba and Ron Herring.

ABOUT WILL: Favorite Food: Japanese Fried Rice ... Hobbies: Hunting, spear-fishing ... When I Played Sports As a Kid, I

Pretended to Be: An Auburn Tiger ... Best Talent Outside of Football: Playing Chess ... Proudest Accomplishment of My Life: Spending time with kids who look up to me.



#15

Wesley Hill

6-3 • 221 • RFr. • RS • QB
Cordele, Ga. (Crisp County)

2002: Redshirted ... Early graduate that enrolled in Auburn in January.

HIGH SCHOOL: Set a state record by throwing for 3,320 yards on 267-of-458 passing (58.3%) and 27 touchdowns as a senior ... Also rushed for 260 yards ... Led Crisp County to a 9-4 record and a berth in the third round of the Georgia 4A Playoffs ... As a junior, played in seven games and threw for 1,800 yards while completing 50 percent of his passes ... First-team All-State and the Region 1-4A Player of the Year as a Senior ... Also named the Southwest Georgia Player of the Year ... Coached by his father, Clay Hill at Crisp County ... Also lettered three years in basketball and baseball ... First-team all-region selection in baseball.

PERSONAL: Born April 24, 1984 ... Son of Mary and Clay Hill.

ABOUT WESLEY: Hobbies: Golf, Basketball, Hunting ... Most Memorable Football Experience: Running out of the tunnel at Jordan-Hare Stadium for the first time ... Favorite NFL Team: Atlanta Falcons ... Favorite NFL Player: Brett Favre ... Career Aspiration: High School Football Coach.



#42

Bret Holliman

5-10 • 180 • Jr. • 2L • FS
Marion Junction, Ala. (Morgan Academy)

2002: Played in 13 games on special teams ... Registered three tackles.

2001: Played in three games on special teams.

2000: Walked on and red-shirted.

HIGH SCHOOL: Three-year starter at running back and rover on three consecutive state championship teams at Morgan Academy ... Rushed for 5,531 yards, averaging a state record 13.8 yards per carry and scored 72 touchdowns (AISA state record) during career ... Also registered 175 career tackles ... As a senior, rushed for 2,333 yards (AISA record) on 172



The Players

2003 Auburn Football

carries for a record 13.6 yards per carry and scored 34 touchdowns ... Three-time all-state running back ... AISA "Back of the Year" ... Finalist for Alabama's "Mr. Football" ... Most Valuable Player of AISA All-Star Game ... AISA Player of the Year by the *Selma Times Journal*, *Montgomery Advertiser* and *Birmingham News* ... High School Coach: Robby James ... Also lettered in baseball and track.

PERSONAL: Born February 6, 1982 ... Son of Jimmy and Kathleen Holliman ... Majoring in Agricultural Economics.

ABOUT BRET: Favorite Food: Chicken Wings ... Best Talent Outside of Playing Football: Playing the piano ... Something unique about me: I have a first degree black belt in Taekwondo ... Person I Pattern My Game After: Bill Bates of the Dallas Cowboys.



#58

T.J. Jackson

6-1 • 304 • So. • 1L • NG
Opelika, Ala. (Opelika)

2002: Named Fourth-Team Freshman All-America by *The Sporting News* ... Part of the playing rotation at noseguard ... One of two true freshman in the defensive rotation ... Finished season with 24 tackles ... Tied for third on the team with nine tackles for loss ... Had at least one tackle for loss in eight games ... Had three tackles including a tackle for loss (-4) against Georgia ... Registered four tackles including a tackle for loss against LSU ... Finished with one tackle for loss against Florida ... Totaled four tackles including one for loss against Arkansas ... Finished with three tackles including one for loss (-5) against Syracuse ... Registered three tackles against Vanderbilt ... Totaled three tackles including half a sack (-3) and a tackle for loss (-1) against Western Carolina.

HIGH SCHOOL: Totaled 127 tackles, 12 sacks, four fumble recoveries and two forced fumbles from defensive tackle position as a senior ... Also played offensive line as a senior ... Led Opelika to a 10-2 record ... Registered 107 tackles, four sacks, four batted passes, one caused fumble and one recovered fumble as a junior ... Two-year starter on defense and three-year starter on offense ... Ranked one of the top 15 defensive tackles in the nation by Rivals100.com ... *Birmingham News* Super All-State Team ... Alabama Sports Writers All-State selection ... American General Alabama Player of the Year finalist ... *Huntsville Times* Elite 11 ... *Atlanta Journal Constitution* Super Southern 100 ... Ranked one of the top 15 players in the state of Alabama by *SuperPrep Magazine* ... Max Emfinger All-American ... *Prep Star* All-American selection ... Also competed in track and wrestling and posted a 63-3 record on the mat.

PERSONAL: High school teammate of Will Herring and Lemarcus Rowell ... Born December 12, 1983 ... Son of Virginia Jackson.

ABOUT T.J.: Favorite Food: Collard Greens and Cornbread ... Favorite Movie: Ace Ventura, Pet Detective ... Most Memorable Football Experience: My

first time stepping on the field as a college player and I got down in my stance before the referee had even put the ball into play ... Something I Have Always Wanted to Do: Skydive, but with my body type, I'd fall to the ground quickly ... People Would Be Surprised to Know: I will never watch a scary movie ... In a Movie, Who Plays You: Bernie Mac.



#67

Jeremy Ingle

6-2 • 272 • Jr. • 1L • C
Montgomery, Ala. (Saint James)

2003: Listed as the second-team center after spring drills.

2002: Played in four games ... Graded 93 percent on 52 plays against Louisiana-Monroe ... Saw time against Western Carolina at center and graded 93 percent on 47 plays ... Played 11 plays against Vanderbilt and posted an 85 percent grade ... Limited time against Mississippi State.

2001: Member of the scout team.

2000: Walked on to the team and redshirted.

HIGH SCHOOL: Played defensive end in high school ... Named to the all-state team as a senior ... An all-city selection as a junior and senior and a three-time all-metro selection ... Registered 111 tackles and 7.5 sacks as a senior ... Coached by Robert Johnson.

PERSONAL: Born February 6, 1982 ... Son of Victoria Gulsby and Rick Ingle ... Majoring in History.

ABOUT JEREMY: Hobbies: Playing Guitar ... Proudest Accomplishment: Being a walk-on and making it where I am now without any help ... Historical Figure I Would Most Like to Meet: Andrew Jackson ... When I Played Sports As a Kid, I Pretended to Be: Bill Walton.



The Players

2003 Auburn Football

Jackson's Career Defensive Stats

YEAR	G/GS	TT	UT	AT	TFL-YDS	QBS-YDS	FF/FR	PD	INT-YDS
2002	13/0	24	5	19	9-17	0.5-3	0/0	0	0-0

DATE	OPPONENT	TT	UT	AT	TFL-YDS	QBS-YDS
9/2/02	at USC	.0	0	0	0-0	0-0
9/7/02	WESTERN CAROLINA	.3	1	2	2-4	0.5-3
9/14/02	VANDERBILT	.3	0	3	1-1	0-0
9/19/02	at Mississippi State	.0	0	0	0-0	0-0
9/28/02	SYRACUSE	.3	1	2	1-5	0-0
10/12/02	ARKANSAS	.4	0	4	1-1	0-0
10/19/02	at Florida	.1	0	1	1-1	0-0
10/26/02	LSU	.4	1	3	1-0	0-0
11/02/02	at Ole Miss	.0	0	0	0-0	0-0
11/09/02	LOUISIANA-MONROE	.2	1	1	1-1	0-0
11/16/02	GEORGIA	.3	1	2	1-4	0-0
11/23/02	at Alabama	.0	0	0	0-0	0-0
1/1/02	vs. Penn State	.1	0	1	0-0	0-0



#45

Brandon Johnson

6-1 • 234 • Sr. • 3L • FB
Bayou La Batre, Ala. (Alma Byrant)

2003: The offensive recipient of the Eddie Welch Attitude and Effort Award from the coaching staff after spring drills.

2002: Started five games at fullback and played in 11 games ... Helped open up holes that allowed Auburn to rush for 200 yards in the Capital One Bowl ... Left the Georgia game with an ankle injury ... Missed the Alabama game with the injury ... Rushed seven times for a career-high 32 yards against Louisiana-Monroe ... Started at fullback and scored a touchdown on a 34-yard pass play against Syracuse ... Scored his first career touchdown on a one-yard run against Mississippi State ... Started and had one carry for eight yards against Western Carolina ... Held out of the Vanderbilt game with a shoulder injury ... Rated one of the top 15 fullbacks in the nation by *The Sporting News* ... Held out of spring drills after having off-season surgery on his shoulder.

2001: Played both fullback and linebacker during the season ... Saw time at fullback and linebacker, registering three tackles against Alabama ... Played only linebacker against Louisiana Tech, Arkansas and Georgia ... Had a sack for an 18 yard loss, another tackle for loss (-3) and five total stops against Arkansas ... Played entirely at linebacker and had two tackles against Louisiana Tech ... Held out of the Florida game with a groin injury ... Saw most extensive time of season at fullback and rushed five times for 24 yards

and caught one pass for 12 yards while playing 55 plays against Mississippi State ... Named the Coaches' Offensive Player of the Week for his blocking and rushing performance against Miss. State ... Played 13 plays at linebacker, nine plays at fullback, rushing once for seven yards and most of the special teams plays against Vanderbilt ... Used primarily as a blocking back against Ole Miss and Syracuse ...

Also saw time at linebacker and had three tackles on nine plays against Syracuse ... Played both fullback and linebacker against Ball State ... Rushed three times for 19 yards (6.3 avg.) and registered four tackles and a fumble recovery while playing six plays on defense against Ball State ... Also had a tackle on special teams ... Named the Most Improved Offensive Skill Player following spring drills.



#5

Brandon Jacobs

6-4 • 257 • Jr. • JC • RB
Napoleanville, La. (Assumption/Coffeyville)

2001-2002: Enrolled at Auburn in December ... Played at Coffeyville Junior College in Kansas for coach Jeff Leiker ... As a sophomore, rushed for 1,899 yards on 267 carries and 20 touchdowns ... Named to the J.C. Grid-Wire Junior College All-America team ... Named to the Kansas Jayhawk Community College All-Conference team ... Led the KJCC in rushing and scoring and was second in the National Junior College Athletic Association, averaging 158 yards per game ... As a freshman, rushed for 1,349 yards and 17 touchdowns en route to being named to the all-conference team.

HIGH SCHOOL: Played running back in high school ... As a senior, rushed for 3,022 yards and 38 touchdowns, averaging 8.6 yards per carry ... As a junior rushed for 1,783 yards and 18 touchdowns and caught three passes for 50 yards and a touchdown ... Also returned eight kicks for touchdowns ... Led team to the 4A state semifinals ... USA Today.com All-America Team ... *Orlando Sentinel* All-Southern Team ... Most Valuable Offensive Player of the Class 4A all-state team ... PrepStar All-Region ... Louisiana High School Coaches Association Football All-Star ... Rushed for 233 yards on 26 carries and scored a touchdown in the Tri-Parish All-Star Game ... High School Coach: Dan Torres ... Also played basketball in high school ...

PERSONAL: Born July 6, 1982 ... Majoring in Sociology.

ABOUT BRANDON: Favorite Food: Gumbo ... Favorite Television Show: Cheers ... Favorite NFL Player: Jerome Bettis ... Person I Pattern My Game After: Earl Campbell ... Career Aspiration Away From Football: Broadcaster ... Advice I Would Give A Kid Playing Football: Work hard and stay in school.

The Players

2003 Auburn Football

2000: Played in all 13 games on special teams and recorded five tackles during the season ... Saw time at fullback against Louisiana Tech and Alabama ... Rushed one time for 16 yards against Louisiana Tech ... Re-signed in February after sitting out year rehabilitating knee injury.

HIGH SCHOOL: Rushed for 1,335 yards and 17 touchdowns as a senior ... Led team to 12-1 record as a senior ... Ran for more than 1,000 yards as a junior ... Recorded 66 tackles and an interception as a senior linebacker .. Led a defense which wasn't scored on in first seven games of senior season ... First team Class 6A all-state .. Selected to play in Alabama-Mississippi All- Star Game ... Named *Mobile Press Register* Offensive Player of Year ... *Birmingham Post-Herald* "Second 10" ... High School Coach: Rush Propst.

PERSONAL: Born December 30, 1979 ... Full name is Brandon L. Johnson ... Son of Jenny and Willie Johnson ... Majoring in Accounting ... Married to the former Kirbi Zirlott on Jan. 4, 2002.

ABOUT BRANDON: Favorite Food: Blue Crab ... Favorite NFL Player: Brian Urlacher ... Hobbies: Hunting, Fishing, Bowling, Video Games ... Something Unique: Has a tattoo on arm, "BJ" that he did himself with a paper clip ... Something Else Unique: Brandon worked on both oyster and shrimp boats while growing up.

Brandon Johnson's Career Rushing Stats

YEAR	G/GS	NO	YDS	AVG	TD	LP/OPPONENT
2000	13/0	1	16	16.0	0	16/Louisiana Tech
2001	11/2	13	57	4.4	0	9/Ball State, Miss. State
2002	11/5	10	42	4.2	1	9/Louisiana-Monroe
Totals	35/7	24	115	4.8	1	16/Louisiana Tech

DATE	OPPONENT	ATT	YDS	Avg.	TD	TD Runs
9/1/01	BALL STATE	3	19	6.3	0	--
9/8/01	OLE MISS	1	0	0.0	0	--
9/22/01	*at Syracuse	0	0	0.0	0	--
9/29/01	at Vanderbilt	1	7	7.0	0	--
10/6/01	MISSISSIPPI STATE	5	23	4.6	0	--
10/13/01	FLORIDA					DID NOT PLAY
10/20/01	LOUISIANA TECH					DID NOT PLAY FULLBACK
10/27/01	at Arkansas					DID NOT PLAY FULLBACK
11/10/01	at Georgia					DID NOT PLAY FULLBACK
11/17/01	ALABAMA	1	3	3.0	0	--
12/01/01	*at LSU	2	5	2.5	0	--
12/31/01	vs. North Carolina (Peach)	1	0	0.0	0	--

DATE	OPPONENT	ATT	YDS	Avg.	TD	TD Runs
9/2/02	*at USC	1	1	1.0	0	--
9/7/02	*WESTERN CAROLINA	1	8	8.0	0	--
9/14/02	VANDERBILT					DID NOT PLAY
9/19/02	at Mississippi State	1	1	1.0	1	1
9/28/02	*SYRACUSE	0	0	0.0	0	--
10/12/02	*ARKANSAS	0	0	0.0	0	--
10/19/02	*at Florida	0	0	0.0	0	--
10/26/02	LSU	0	0	0.0	0	--
11/02/02	at Ole Miss	0	0	0.0	0	--
11/09/02	LOUISIANA-MONROE	7	32	4.6	0	--
11/16/02	GEORGIA	0	0	0.0	0	--
11/23/02	at Alabama					DID NOT PLAY
1/1/03	vs. Penn State	0	0	0.0	0	--

Brandon Johnson's Career Receiving Stats

YEAR	G/GS	NO	YDS	AVG	TD	LP/OPPONENT
2001	11/2	2	18	9.0	0	12/Mississippi State
2002	11/5	2	41	20.5	1	34/Syracuse
Totals	22/7	4	59	14.5	1	34/Syracuse

Brandon Johnson's Career Defensive Stats

YEAR	G/GS	TT	UT	AT	TFL-YDS	QBS-YDS	FF/FR	PD	INT-YDS
2001	11/2	23	13	10	2-21	1-18	0/1	0	0-0

DATE	OPPONENT	TT	UT	AT	TFL-YDS	QBS-YDS
9/1/01	BALL STATE	5	3	2	0-0	0-0
9/8/01	OLE MISS	2	2	0	0-0	0-0
9/22/01	at Syracuse	3	1	2	0-0	0-0
9/29/01	at Vanderbilt	2	1	1	0-0	0-0
10/6/01	MISSISSIPPI STATE				DID NOT PLAY DEFENSE	
10/13/01	FLORIDA				DID NOT PLAY	
10/20/01	LOUISIANA TECH	2	2	0	0-0	0-0
10/27/01	at Arkansas	5	3	2	2-21	1-18
11/10/01	at Georgia	0	0	0	0-0	0-0
11/17/01	ALABAMA	3	1	2	0-0	0-0
12/01/01	at LSU	1	1	0	0-0	0-0
12/31/01	vs. North Carolina (Peach)				DID NOT PLAY DEFENSE	



#53

Spencer Johnson

6-3 • 289 • Sr. • 3L • DT
Silas, Ala. (Southern Choctaw)

2002: Started 10 games at defensive tackle and finished season with 33 tackles ... Had four tackles including a tackle for loss against Penn State in the Capital One Bowl ... Forced a fumble and had five tackles including one for loss against Alabama ... In first extensive action in four games, totaled four tackles including a sack (-8) and broke up a pass against Ole Miss ... Held out of the LSU and Florida games ... Slowed by an ankle injury but totaled two tackles against Syracuse ... Finished with five tackles including a sack for a nine-yard loss against Mississippi State ... Left the Mississippi State game with a sprained ankle ... Returned a fumble 27 yards for a score and had four tackles including two for loss against Vanderbilt ... Finished with seven tackles including a tackle for loss (-2) against USC.

2001: Started nine games and played in all 12 games during the season ... Finished sixth on the team with 48 tackles ... Recorded six tackles including two for loss (-4) against North Carolina in the Peach Bowl ... Had six tackles including a tackle for loss against LSU ... Totaled six tackles against both Alabama and Georgia ... Finished with four tackles including a tackle for loss (-2) against Arkansas ... Tied a career-high with seven tackles including a tackle for loss and forced a fumble against Louisiana Tech ... Two tackles against Florida ... Slowed by bruised ribs, but recorded four tackles including half a sack (-2) against Mississippi State ... Three tackles against Vanderbilt ... Had two tackles at Syracuse ... Forced a fumble on quarterback Eli Manning and recovered a fumble on another play against Ole Miss ... Totaled seven tackles and three quarterback hurries against Ball State ... Helped hold the Cardinals to just 92 yards of total offense.

2000: Selected to the Rivals.com True Freshman All-America Team ... Played in all 13 games ... Second on the team with 10 quarterback hurries and three sacks (-34) during season ... One tackle against Michigan in the Citrus Bowl ... Had three tackles including a sack that lost 21 yards against Florida in the SEC Championship game ... Recorded two tackles against Alabama ... Finished with five tackles against Arkansas ... Slowed by elbow injury and only played second half against Louisiana Tech ... Three tackles including a tackle for loss (-1) against Florida ... Had three

The Players

2003 Auburn Football

tackles and a quarterback hurry against Mississippi State ... Two tackles and a hurry against Vanderbilt ... Had two sacks that resulted in a loss of 13 yards, four tackles and four quarterback hurries against Northern Illinois ... Played defensive tackle against Ole



Miss and finished with two tackles and two quarterback hurries ... Had one tackle and one quarterback hurry against LSU ... Also recovered an inside kick against Ole Miss ... Saw time at defensive end against Wyoming and finished with a tackle for loss (-4) ... One of two true freshmen to play on defensive line in first game.

HIGH SCHOOL: Registered 193 tackles and eight sacks as a senior

... As a junior, registered 183 tackles and five interceptions ... Led team to two 2A state championships ... Two-time 2A all-state selection ... *USA Today* All-America Honorable Mention ... Listed as one of the top 20 players in the state of Alabama by *SuperPrep Magazine* ... *Prep Star* All-Region ... *Birmingham News* Super All-State Team ... *Birmingham News* 2A All-State Team ... Rated by Tom Lemming as one of the top 25 linebackers in the country ... *Huntsville Times* "Elite 11" ... *Mobile Press Register* "Elite 18" ... *Birmingham Post Herald* "Ten Most Wanted" ... *Florida Bluechips Report* All-Region ... Also played basketball and averaged 22 points and 17 rebounds, earning all-state honorable mention honors ... High School Coach: Larry Boykin.

PERSONAL: Born December 12, 1981 ... Son of Malene and Johnnie Johnson ... Full name is Spencer DeNard Johnson ... Majoring in Sociology.

ABOUT SPENCER: Favorite Food: Peach Cobbler ... Favorite Musical Group: Temptations ... Hobbies: Video Games, Fishing ... Career Aspiration: Work with kids in some way ... Proudest Accomplishment: Being able to be the first in my immediate family to play four years at a major college and graduate in four years ... Unique Things: Played high school football with 10 cousins ... Has participated in a buddy system with underprivileged kids in the Auburn community.

Spencer Johnson's Career Defensive Stats

YEAR	G/GS	TT	UT	AT	TFL-YDS	QBS-YDS	FF/FR	PD	I/YDS
2000	13/0	28	18	10	5-39	3-34	1/0	0	0-0
2001	12/9	48	27	21	4-7	0.5-2	2/1	0	0-0
2002	11/10	33	12	21	8-23	2-17	1/1	1	0-0
Totals	36/19	109	57	52	17-69	5.5-53	4/2	1	0-0

DATE	OPPONENT	TT	UT	AT	TFL-YDS	QBS-YDS
8/31/00	WYOMING	1	1	0	1-4	0-0
9/9/00	at Ole Miss	2	1	1	0-0	0-0
9/16/00	LSU	1	0	1	0-0	0-0
9/23/00	NORTHERN ILLINOIS	4	4	0	2-13	2-13
9/30/00	VANDERBILT	2	0	2	0-0	0-0
10/7/00	at Mississippi State	4	3	1	0-0	0-0
10/14/00	at Florida	3	1	2	1-1	0-0
10/21/00	LOUISIANA TECH	0	0	0	0-0	0-0
10/28/00	ARKANSAS	6	4	2	0-0	0-0
11/11/00	GEORGIA	0	0	0	0-0	0-0
11/18/00	at Alabama	2	1	1	0-0	0-0
12/2/00	Florida (SEC Champ.)	3	3	0	1-21	1-21
1/1/01	Michigan (Citrus)	1	1	0	0-0	0-0

DATE	OPPONENT	TT	UT	AT	TFL-YDS	QBS-YDS
9/1/01	*BALL STATE	7	4	3	0-0	0-0
9/8/01	*OLE MISS	1	1	0	0-0	0-0
9/22/01	*at Syracuse	2	1	1	0-0	0-0
9/29/01	*at Vanderbilt	3	2	1	0-0	0-0
10/6/01	MISSISSIPPI STATE	4	3	1	1-2	0.5-2
10/13/01	*FLORIDA	2	1	1	0-0	0-0
10/20/01	*LOUISIANA TECH	7	2	5	1-1	0-0
10/27/01	at Arkansas	4	1	3	1-2	0-0
11/10/01	at Georgia	6	3	3	0-0	0-0
11/17/01	*ALABAMA	6	6	0	0-0	0-0
12/01/01	*at LSU	6	3	3	1-2	0-0
12/31/01	*vs. N. Carolina (Peach)	6	2	4	2-4	1-3

DATE	OPPONENT	TT	UT	AT	TFL-YDS	QBS-YDS
9/2/02	*at USC	7	2	5	1-2	0-0
9/7/02	*WESTERN CAROLINA	0	0	0	0-0	0-0
9/14/02	*VANDERBILT	4	1	3	2-2	0-0
9/19/02	at Mississippi State	5	2	3	1-9	1-9
9/28/02	*SYRACUSE	2	1	1	0-0	0-0
10/12/02	ARKANSAS	1	0	1	1-0	0-0
10/19/02	at Florida				DID NOT PLAY	
10/26/02	LSU				DID NOT PLAY	
11/02/02	*at Ole Miss	4	2	2	1-8	1-8
11/09/02	*LOUISIANA-MONROE	0	0	0	0-0	0-0
11/16/02	*GEORGIA	1	0	1	0-0	0-0
11/23/02	*at Alabama	5	1	4	1-1	0-0
1/1/03	*vs. Penn State	4	3	1	1-1	0-0



#16

Andrew Letts

6-1 • 192 • So. • 1L • FS
Hinsdale, IL (Hinsdale Central)

2003: Moved from wide receiver to free safety during spring drills.

2002: Saw time on special teams against Louisiana-Monroe, Georgia and Penn State in the Capital One Bowl.

2001: Walked on the team and redshirted.

By the Numbers (Defense)...

- Auburn returns eight starters on defense that finished 26th in the nation in total defense in 2002.
- Auburn returns seven of its top 10 and 15 of its top 20 tacklers in 2003.
- Auburn returns players that accounted for 91 percent of the Tigers' sacks last season.
- Auburn returns players that accounted for 61 percent of the Tigers' interceptions last season.

The Players

2003 Auburn Football

HIGH SCHOOL: Attended U.S. Military Prep School after graduating from Hinsdale Central ... Two-year starter at wide receiver... Coached by Ken Schreiner.

PERSONAL: Born October 25, 1981 ... Son of John and Jan Letts.

ABOUT ANDREW: Hobbies: Golf ... Favorite NFL Player: John Lynch ... People Would Be Surprised to Know That: I could high jump almost seven feet ... Favorite Food: Cheeseburgers.



#68

Danny Lindsey

6-2 • 300 • Jr. • 2L • C

Douglas, Ga. (Coffee)

2003: Listed as the first-team center after spring drills.

2002: Started 11 games at left guard and two at center during season ... Finished with an 85 percent grade against Alabama ... Had an 86 percent grade on 69 plays against Georgia ... Started at center and finished with a 92 percent grade on 22 plays against Louisiana-Monroe ... Posted an 84 percent grade with four pancakes on 68 plays against Ole Miss ... Led Auburn with a 97 percent grade on 56 plays against LSU ... Part of the offensive line that earned the Coaches' Offensive Player of the Week awards against LSU ... Played 41 plays against Florida ... Posted an 84 percent grade on 77 plays against Arkansas ... Played 87 plays against Syracuse and graded 87 percent ... Finished with an 86 percent grade against Mississippi State ... Started at guard against Vanderbilt and posted 90 percent grade on 51 plays with three rodeo blocks ... Named the Coaches' Offensive Player of the Week for the Western Carolina game after posting a 97 percent grade and totaling four rodeo blocks and one pancake while playing 36 plays at center... Started at left guard against USC and played 62 plays ... Named the Most Improved Offensive Lineman after spring drills ... Received the Top Freshman Grade Point Average Award.



2001: Played in eight games during the season ... Started and played entire game, grading 89 percent on assignments with five rodeo blocks against Vanderbilt ... Played 45 plays after Ben Nowland left game with sprained MCL and finished with 96

percent on assignments and 82 percent on finishes against Syracuse ... Saw time on special teams against Ole Miss ... Played 30 plays against Ball State and finished with an 83 percent grade on assignments.

2000: Graduated early from high school in time to participate in spring drills.

HIGH SCHOOL: Played offense and defense in high school ... As an offensive lineman, registered 60 pancakes as a senior... Recorded 54 tackles from defensive tackle position ... As a junior, did not allow any sacks ... First-team 5A all-state selection ... USAToday.com All-America team ... Two-time all-region selection ... Listed as one of the top 25 players in the state of Georgia by *Max Emfinger's Blue Chip Recruiting* ... *PrepStar* All-American ... *Rivals.com* All-Region ... Ranked as one of the top 50 offensive linemen in the country by *Rivals.com* ... High School Coach: Kevin Giddens ... Competed in track and finished third at the region meet in the shot put as a junior... High School Honor Graduate.

PERSONAL: Born July 10, 1982 ... Full name is Daniel Alan Lindsey ... Son of David and Denise Lindsey ... Majoring in Biomedical Sciences.

ABOUT DANNY: Favorite Food: Steak ... Favorite NFL Player: Tony Boselli ... Hobbies: Weightlifting ... Most Memorable Football Experience: My first start at Auburn ... Most Unique Thing About Me: I have a white spot in the back of my hair which is a birthmark.



#55

Tony McClain

6-3 • 270 • So. • JC • DE

Rosenberg, Texas (B.F. Terry/Coffeyville)

2003: Missed the spring game after breaking in ankle in one of the last practices.

2002: Enrolled at Auburn in December ... Played one season at Coffeyville Junior College in Kansas for coach Jeff Leiker ... Finished the season with 88 tackles and 19 sacks ... Finished second in the Kansas Jayhawk Community College Conference in sacks ... Named a JC Grid-Wire Honorable Mention All-American ... A first-team all-conference selection.

HIGH SCHOOL: A two-time Texas all-state selection at free safety ... Led the Greater Houston area with eight interceptions ... Named to the all-area team ... Had 19 career interceptions and averaged more than 35 yards on kick returns ... Selected to the *SuperPrep* All-Southwest team ...

PERSONAL: Son of Merlene and Ira McClain ... Born August 15, 1982 ... Majoring in Sociology.

ABOUT TONY: Favorite Food: Pasta ... Favorite NFL team: Houston Texans ... Most Memorable Football Experience: Going to the Junior College National Championship ... Advice I would give to a kid: Make good grades and do something you will enjoy in life.

Preseason Recognition

Auburn is ranked in the top ten in several preseason magazines. A listing of the magazines and Auburn's ranking:

Athlon, fifth; *Lindy's*, sixth; *College Football News*, fifth; *The Sporting News*, first; *Street and Smith's*, seventh

The Players

2003 Auburn Football



#81

Jeris McIntyre

6-0 • 207 • Sr. • 3L • WR
Tampa, Fla. (Catholic)

2003: Listed as one of the first-team wide receivers after spring drills.

2002: Part of the playing rotation at wide receiver ... Played in all 13 games including three starts ... Caught first career touchdown on a 33-yard pass against Louisiana-Monroe ... Started against Ole Miss and Georgia... Caught a pass against Alabama, LSU, Syracuse and Vanderbilt ... Tied a career-high with four catches for 67 yards against Arkansas.

2001: Finished season with 12 catches for 187 yards ... Led Auburn with a career-high four catches for 82 yards against Georgia ... Caught a 27-yard pass on 3rd-and-7 which helped set up first score against the Bulldogs ... Had three receptions for 44 yards against Louisiana Tech ... Caught two passes for 26 yards including a reception of 12 yards on the final drive against Florida ... Part of the playing rotation at wide receiver ... Held out of the Ball State game with a hamstring injury.

2000: Played in 12 games as part of the rotation at wide receiver ... Started against Alabama ... Caught three passes for 17 yards against Arkansas ... One catch for 13 yards against Wyoming and one for three yards against LSU ... Participated in spring drills and played both wide receiver and defensive back ... Caught two passes for 38 yards in A-Day spring game.

HIGH SCHOOL: Catholic High School ... Had 75 receptions for 1,338 yards and 22 touchdowns as a senior ... First team all-state ... Three-year starter ... Also saw action as a running back and defensive back ... Had two interceptions as a senior ... All-area by *Tampa Tribune* and *St. Petersburg Times* ... In one playoff game had seven catches for 262 yards (37.4 ypc) and four touchdowns ... Had 33 receptions for 612 yards and five touchdowns as a junior ... Also played baseball and ran track at Tampa Catholic ... High School Coach: Bob Henriques.

PERSONAL: Born July 4, 1981 ... Son of Jeraldean and Secdrick McIntyre ... Father, Secdrick, played running back at Auburn from 1973-76 and is ranked 10th on the career rushing list with 1,992 yards ... Majoring in Adult Education.

ABOUT JERIS: Favorite NFL Player: Terrell Owens ... Favorite Television Show: "SportsCenter" ... Favorite Movie: Training Day ... Most Memorable Football Experience: My last high school football game when I had nearly 300 yards receiving ... Career Aspiration: Actor.



McIntyre's Career Receiving Stats

YEAR	G/GS	NO	YDS	AVG	TD	LP/OPPONENT
2000	12/1	6	36	6.0	0	13/Wyoming
2001	11/0	12	187	15.6	0	35/Georgia
2002	13/3	10	129	12.9	1	33/Louisiana-Monroe
Totals	36/4	28	352	12.6	1	35/Georgia

DATE	OPPONENT	REC	YDS	AVG	TD
9/1/01	BALL STATE				DID NOT PLAY
9/8/01	OLE MISS	0	0	0.0	0
9/22/01	at Syracuse	0	0	0.0	0
9/29/01	at Vanderbilt	0	0	0.0	0
10/6/01	MISSISSIPPI STATE	0	0	0.0	0
10/13/01	FLORIDA	2	26	13.0	0
10/20/01	LOUISIANA TECH	3	44	14.7	0
10/27/01	at Arkansas	2	17	8.5	0
11/10/01	at Georgia	4	82	20.5	0
11/17/01	ALABAMA	1	18	18.0	0
12/01/01	at LSU	0	0	0.0	0
12/31/01	vs. N. Carolina (Peach)	1	8	8.0	0

DATE	OPPONENT	REC	YDS	AVG	TD
9/2/02	at USC	0	0	0.0	0
9/7/02	WESTERN CAROLINA	0	0	0.0	0
9/14/02	VANDERBILT	1	6	6.0	0
9/19/02	at Mississippi State	0	0	0.0	0
9/28/02	SYRACUSE	1	5	5.0	0
10/12/02	ARKANSAS	4	67	16.8	0
10/19/02	at Florida	0	0	0.0	0
10/26/02	LSU	1	6	6.0	0
11/02/02	*at Ole Miss	0	0	0.0	0
11/09/02	LOUISIANA-MONROE	2	39	19.5	1
11/16/02	*GEORGIA	0	0	0.0	0
11/23/02	at Alabama	1	6	6.0	0
1/1/03	*vs. Penn State	0	0	0.0	0



#92

DeMarco McNeil

6-2 • 300 • Sr. • 3L • NG
Prichard, Ala. (Blount)

2002: Finished the season with 39 tackles including eight tackles for loss (-33) ... Totaled 26 tackles and six tackles for loss (-29) in the last six conference games after recording 10 stops and two tackles for loss (-4) in the first five games of the season ... Forced a fumble and had three tackles against Penn State in the Capital One Bowl and helped hold PSU's Larry Johnson to 72 yards rushing ... Finished with five tackles and a quarterback hurry against Alabama ... Registered two tackles, including a tackle for loss, a broken up pass and a quarterback hurry against Georgia ... Had half a sack and two tackles against Ole Miss ... Credited with five tackles against LSU ... Finished with six tackles including two for loss that resulted in a loss of 23 yards and forced a fumble against Florida ... Totaled a season-high six tackles including two for loss against Arkansas ... Broke up a pass and had a tackle against Syracuse ... Two tackles including half a sack against Mississippi State ... Intercepted a pass and had two tackles against Western Carolina ... Finished with four stops against USC ... Preseason second-team All-American by *Lindy's* ... Ranked the third best defensive tackle in the nation by *Lindy's* ... Rated the nation's 11th best defensive tackle by *The Sporting News* ... Had off-season surgery on right knee and held out of spring drills while rehabilitating.

2001: Finished the season with 33 tackles including four tackles for loss ... Tied for second on the team with 13 quarterback hur-

The Players

2003 Auburn Football

ries ... Recorded five tackles including a tackle for loss (-3) against North Carolina in the Peach Bowl ... Four tackles against Alabama and two tackles and a quarterback hurry against Georgia ... Had a sack for a 10 yard loss and finished with five tackles against Arkansas ... Intercepted a pass, had four tackles, three quarterback hurries and broke up a pass against Louisiana Tech ... One tackle and two hurries against Florida ... Recorded two tackles including a tackle for loss and a hurry against Vanderbilt ... Finished with six tackles including a tackle for loss (-2) against Syracuse ... Had five tackles including a tackle for loss (-1) and one hurry against Ole Miss ... Finished with two tackles and two quarterback hurries against Ball State.

2000: Named a freshman All-America selection by *The Sporting News* and *Football News* ... Selected to the Coaches' and *Knoxville News* All-SEC Freshman teams ... Started all 13 games at left defensive tackle ... Led the team with 13 tackles for loss (-41), five sacks (-23) and was second with 67 tackles this season ...



13 tackles for loss was twice more than any other player on the team ... Had six tackles against Michigan in the Citrus Bowl ... Recorded five tackles including a tackle for loss (-2) and recovered a fumble against Florida in the SEC Championship game ... Had six tackles including a sack (-7) and forced a fumble against Alabama ... Recorded 10 tackles including two for loss (-8), a sack (-7) against Georgia ... Two tackles including a tackle for loss (-5) and a quarterback hurry against Arkansas ... Finished with nine tackles including a tackle for loss (-3) and a sack (-2) and two broken up passes against Louisiana Tech ...

Named the Coaches' Defensive Player of the Week after the La. Tech game ... Tied for the team lead with eight tackles against Florida ... Had two tackles, a broken up pass and a quarterback hurry against Vanderbilt ... Strong all-around game with team-high 10 tackles, including two for loss (-5), a fumble recovery, a broken up pass and two quarterback hurries against Northern Illinois ... Broken up pass against NIU resulted in an interception ... Named the Coaches' Defensive Player of the Week after registering four tackles including a tackle for loss (-1) and two sacks (-7) against LSU ... Finished with six tackles including a tackle for loss (-1) against Ole Miss.

1999: Redshirted.

HIGH SCHOOL: Blount High School ... Named Alabama's "Mr. Football", first lineman to ever earn that honor ... Rated as top prospect in state by *Birmingham News* Class of "Super Seniors" ... *Superprep* All-America ... Recorded 329 tackles and 30 sacks over last two years while leading his prep team to back-to-back state titles ... Had 129 tackles, 16 sacks, three fumble recoveries and two interceptions as a senior ... Also blocked four punts as a sen-

ior and 14 in prep career ... MVP of state championship game as a junior ... Named Alabama Class 5-A lineman of the year ... selected to play in Alabama-Mississippi All-Star Game ... Rated by *The Sporting News* in preseason as one of top 10 defensive linemen in the country ... *Birmingham Post-Herald* "10 Most Wanted" ... *Huntsville Times* "Elite 11" ... Named to *Orlando Sentinel* Bill Buckhalter All-Southern Team ... Double-figure scorer in basketball and pitched for prep baseball team ... High School Coach: Cornelius Brown.

PERSONAL: Born December 15, 1979 ... Full name is DeMarco Anderson McNeil ... Mother's name is Willie Ann McNeil ... Majoring in Criminology.

ABOUT DEMARCO: Hobbies: Playing cards, making people laugh ... Career Aspiration: FBI Agent or Actor/Comedian ... Best Talent Outside of Football: Entertaining People ... People Would Be Surprised to Know That: I write poetry ... Favorite Television Shows: "Sanford and Son" and "Forensic Files" ... Advice I Would Give a Kid: Stay focused; don't let anyone tell you you can't do something; listen to your parents; keep the Lord first.

McNeil's Career Defensive Stats

YEAR	G/GS	TT	UT	AT	TFL-YDS	QBS-YDS	FF/FR	PD	I/YDS
2000	13/13	67	51	16	13-41	5-23	1/2	4	0-0
2001	12/8	33	18	15	4-14	1-10	0/1	2	1-0
2002	13/13	39	17	22	8-33	1-6	2/0	2	1-1
Totals	38/34	139	86	53	25-88	7-39	3/3	8	2-1

DATE	OPPONENT	TT	UT	AT	TFL-YDS	QBS-YDS
8/31/00	* WYOMING	2	2	0	0-0	0-0
9/9/00	* at Ole Miss	6	3	3	1-1	0-0
9/16/00	* LSU	4	4	0	3-8	2-7
9/23/00	* NORTHERN ILLINOIS	10	7	3	2-5	0-0
9/30/00	* VANDERBILT	2	2	0	0-0	0-0
10/7/00	* at Mississippi State	3	2	1	0-0	0-0
10/14/00	* at Florida	8	6	2	0-0	0-0
10/21/00	* LOUISIANA TECH	9	8	1	2-5	1-2
10/28/00	* ARKANSAS	2	2	0	1-5	0-0
11/11/00	* GEORGIA	10	6	4	2-8	1-7
11/18/00	* at Alabama	6	4	2	0-0	0-0
12/2/00	* Florida (SEC Champ.)	5	4	1	1-2	0-0
1/1/01	* Michigan (Citrus)	6	3	3	0-0	0-0

DATE	OPPONENT	TT	UT	AT	TFL-YDS	QBS-YDS
9/1/01	* BALL STATE	2	2	0	0-0	0-0
9/8/01	* OLE MISS	5	4	1	1-1	0-0
9/22/01	* at Syracuse	6	2	4	1-2	0-0
9/29/01	* at Vanderbilt	2	2	0	0-0	0-0
10/6/01	MISSISSIPPI STATE	1	0	1	0-0	0-0
10/13/01	FLORIDA	1	0	1	0-0	0-0
10/20/01	LOUISIANA TECH	4	1	3	0-0	0-0
10/27/01	at Arkansas	5	2	3	1-10	1-10
11/10/01	* at Georgia	2	1	1	0-0	0-0
11/17/01	* ALABAMA	4	3	1	0-0	0-0
12/1/01	* at LSU	1	1	0	0-0	0-0
12/31/01	* vs. N. Carolina (Peach)	5	3	2	1-3	0-0

DATE	OPPONENT	TT	UT	AT	TFL-YDS	QBS-YDS
9/2/02	* at USC	4	2	2	1-1	0-0
9/7/02	* WESTERN CAROLINA	2	1	1	0-0	0-0
9/14/02	* VANDERBILT	1	0	1	0-0	0-0
9/19/02	* at Mississippi State	2	0	2	1-3	0.5-3
9/28/02	* SYRACUSE	1	0	1	0-0	0-0
10/12/02	* ARKANSAS	6	2	4	2-2	0-0
10/19/02	* at Florida	6	2	4	2-23	0-0
10/26/02	* LSU	5	2	3	0-0	0-0
11/02/02	* at Ole Miss	2	0	2	1-3	0.5-3
11/09/02	* LOUISIANA-MONROE	0	0	0	0-0	0-0
11/16/02	* GEORGIA	2	2	0	1-1	0-0
11/23/02	* at Alabama	5	4	1	0-0	0-0
1/1/03	* vs. Penn State	3	2	1	0-0	0-0

The Players

2003 Auburn Football



#73

Marcus McNeill

6-9 • 329 • So. • 1L • OT
Decatur, Ga. (Cedar Grove)



#9

Anthony Mix

6-5 • 234 • So. • 1L • TE
Bay Minette, Ala. (Baldwin)

2002: Named to SEC All-Freshman team by conference coaches and *The Sporting News* ... Started six games at tackle and played in 11 games ... Posted the highest grade on the team with an 86 percent on 53 plays against Alabama ... Played 69 plays in a start against Georgia ...



Started at tackle and posted an 85 percent grade on 22 plays against Louisiana-Monroe ... Tied for the team lead with 90 percent grade and three pancakes on 67 plays against Ole Miss ... Played 30 plays against LSU at tackle ... Part of the offensive line that earned the Coaches' Offensive Players of the Week honors after the LSU game... Started and played 55 plays against Florida ... Finished with an 82 percent grade on 28 plays against Arkansas ... Started at tackle

against Mississippi State and played 48 plays ... In first action against Western Carolina, posted a 89 percent grade on 48 plays ... On 29 plays at tackle, posted a 96 percent grade with one pancake and two rodeo blocks against Vanderbilt.

HIGH SCHOOL: Graded over 95 percent as an offensive lineman ... Also played defense and totaled 43 tackles and nine sacks as a senior ... A four-year starter on defense ... *Orlando Sentinel* All-Southern Team ... *Atlanta Journal Constitution* Georgia Top 50 ... Played in the Georgia/Florida High School All-Star Game ... Rated one of the top three players in Georgia by *SuperPrep Magazine* ... *SuperPrep* All-American ... *Prep Star*/ CBS SportsLine.com Dream Team ... Rated the second best offensive line prospect in the nation by *Prep Star* ... Max Emfinger Top 125 ... Ranked as the #12 offensive tackle in the nation by Rivals100.com ... Also lettered in basketball, baseball and track ... Finished second in the Class 4A state meet in the shot put.

PERSONAL: High School teammate of Jonathan Palmer ... Born November 16, 1983 ... Son of James and Leola McNeill.

ABOUT MARCUS: Favorite NFL Player: Steve Wallace ... Person I Pattern My Game After: Orlando Pace ... Most Memorable Football Experience: I caught the winning touchdown in a high school game against our cross-town rival ... Career Aspiration: Comedian ... Best Talent Outside of Football: Telling jokes ... Proudest Accomplishment of My Life: Getting Saved.

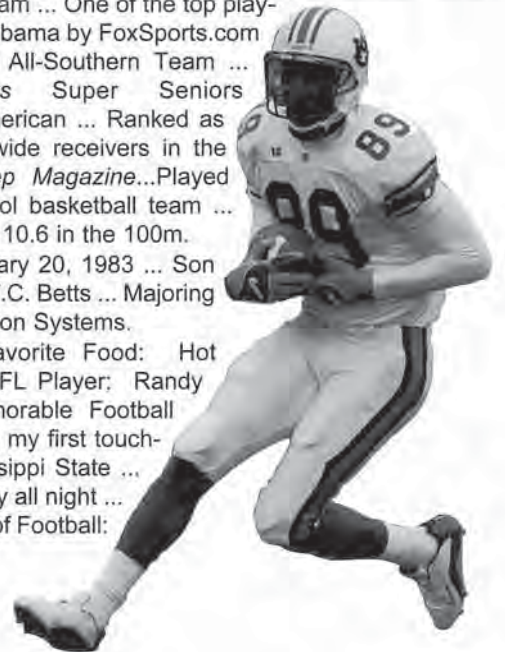
2003: Moved from wide receiver to tight end and finished spring drills listed second-team at the position.

2002: Fifth on the team with 13 catches for 193 yards and one touchdown ... Caught a career-long 46-yard pass against Alabama ... Had two catches for 52 yards against Louisiana-Monroe ... Caught a 14-yard pass against Ole Miss ... Scored first career touchdown on a 16-yard pass in which he out-leapt the defender for the Tigers' first score against Mississippi State ... Two catches against Syracuse and Arkansas... Caught two passes for 33 yards against Western Carolina ... One of three true freshmen wide receivers to see time against USC, catching one pass for nine yards ... Started against Vanderbilt.

HIGH SCHOOL: Played wide receiver, quarterback and defensive end as a senior in 2000 ... Had 448 receiving yards, eight touchdowns, 178 passing yards and returned two kickoffs for scores ... As a defensive end, finished with 31 tackles and five sacks ... As a junior, finished with 27 catches for 650 yards and scored 12 touchdowns including one on a kick return ... Three-year starter ... *PrepStar* All-American selection ... Ranked as one of the top 15 wide receivers in the southeast by *PrepStar* ... *Huntsville Times* Elite 11 ... Ranked the No. 8 wide receiver in country by Tom Lemming ... Tom Lemming Top 100 players nationally ... Tom Lemming's Super Team ... One of the top players in the state of Alabama by FoxSports.com ... *Orlando Sentinel* All-Southern Team ... *Birmingham News* Super Seniors ... *SuperPrep* All-American ... Ranked as one of the top 35 wide receivers in the nation by *SuperPrep Magazine*... Played center on high school basketball team ... Has been clocked at 10.6 in the 100m.

PERSONAL: Born January 20, 1983 ... Son of Caroline Mix and T.C. Betts ... Majoring in Business Information Systems.

ABOUT ANTHONY: Favorite Food: Hot Wings ... Favorite NFL Player: Randy Moss ... Most Memorable Football Experience: Scoring my first touchdown against Mississippi State ... Pre-game ritual: Pray all night ... Best Talent Outside of Football: Track and Field.



The Youth Movement...

Auburn's roster includes 24 sophomores this season including seven players that started games as true freshman: Devin Aromashodu, Marcus McNeill, Anthony Mix, Ben Obomanu, Montavis Pitts, Troy Reddick and Tre Smith.

The Players

2003 Auburn Football

Mix's Career Receiving Stats

YEAR	G/GS	NO	YDS	AVG	TD	LP/OPPONENT
2002	13/1	13	193	14.8	1	46/Alabama

DATE	OPPONENT	REC	YDS	AVG	TD
9/2/02	at USC	1	9	9.0	0
9/7/02	WESTERN CAROLINA	2	33	16.5	0
9/14/02	*VANDERBILT	0	0	0.0	0
9/19/02	at Mississippi State	2	18	9.0	1
9/28/02	SYRACUSE	2	8	4.0	0
10/12/02	ARKANSAS	2	13	6.5	0
10/19/02	at Florida	0	0	0.0	0
10/26/02	LSU	0	0	0.0	0
11/02/02	at Ole Miss	1	14	14.0	0
11/09/02	LOUISIANA-MONROE	2	52	26.0	0
11/16/02	GEORGIA	0	0	0.0	0
11/23/02	at Alabama	1	46	46.0	0
1/1/03	vs. Penn State	0	0	0.0	0



#91
Dexter Murphy
 6-2 • 280 • Sr. • 3L • DT
 LaGrange, Ga. (LaGrange)

2002: Played in all 13 games ... Registered two sacks (-11) against Louisiana-Monroe ... Totaled three tackles including a tackle for loss against LSU ... Forced a fumble against Florida ... Finished with a tackle for loss and a broken up pass against Arkansas ... Started against Western Carolina and totaled three tackles ... One tackle against Vanderbilt and one against Syracuse



... Played both defensive end and defensive tackle during season ... Was the defensive recipient of the Eddie Welch Attitude and Effort Award after spring drills.

2001: Played in all 12 games at defensive tackle ... Started against Georgia and Arkansas ... Started against Mississippi State and finished with one tackle ... Finished with two tackles against Vanderbilt.

2000: Played in eight games at defensive tackle ... Registered two tackles against Wyoming.

1999: Redshirted.

HIGH SCHOOL: LaGrange High School ... Three year starter on offensive line and two-year starter on defensive front ... Helped lead prep team to 29-5 record over last three seasons ... All-region

selection on both offense and defense as a senior ... Recorded 91 tackles as a senior ... Had 13 tackles for loss and five quarterback sacks as a senior ... Second-team all-region as a junior ... High School Coach: Steve Pardue.

PERSONAL: Son of Nadene and Harold Murphy ... Born October 29, 1980 ... Graduated in summer, 2003 with a degree in Criminology.

ABOUT DEXTER: Favorite Food: Pork Chops ... Favorite Movie: "Scarface" ... Pre-game Ritual: I have sat in the same seat on the bus for the last three years ... Proudest Accomplishment of My Life: Being a senior on the Auburn football team ... Best Football Advice I Have Received: Film never lies.

Murphy's Career Defensive Stats

YEAR	G/GS	TT	UT	AT	TFL-YDS	QBS-YDS	FF/FR	PD	I/YDS
2000	8/0	2	1	1	0-0	0-0	0/0	0	0/0
2001	12/3	5	3	2	0-0	0-0	0/0	0	0-0
2002	13/1	12	6	6	4-12	2-11	1/0	2	0-0
Totals	33/4	19	10	9	4-12	2-11	1/0	2	0-0

DATE	OPPONENT	TT	UT	AT	TFL-YDS	QBS-YDS
9/1/01	BALL STATE	1	0	1	0-0	0-0
9/8/01	OLE MISS	0	0	0	0-0	0-0
9/22/01	at Syracuse	0	0	0	0-0	0-0
9/29/01	at Vanderbilt	2	1	1	0-0	0-0
10/6/01	*MISSISSIPPI STATE	1	1	0	0-0	0-0
10/13/01	FLORIDA	0	0	0	0-0	0-0
10/20/01	LOUISIANA TECH	0	0	0	0-0	0-0
10/27/01	*at Arkansas	0	0	0	0-0	0-0
11/10/01	*at Georgia	0	0	0	0-0	0-0
11/17/01	ALABAMA	0	0	0	0-0	0-0
12/01/01	at LSU	1	1	0	0-0	0-0
12/31/01	vs. N. Carolina (Peach)	1	1	0	1-10	0-0

DATE	OPPONENT	TT	UT	AT	TFL-YDS	QBS-YDS
9/2/02	at USC	0	0	0	0-0	0-0
9/7/02	*WESTERN CAROLINA	3	1	2	0-0	0-0
9/14/02	VANDERBILT	1	1	0	0-0	0-0
9/19/02	at Mississippi State	0	0	0	0-0	0-0
9/28/02	SYRACUSE	1	0	1	0-0	0-0
10/12/02	ARKANSAS	1	1	0	1-1	0-0
10/19/02	at Florida	0	0	0	0-0	0-0
10/26/02	LSU	3	1	2	1-0	0-0
11/02/02	at Ole Miss	0	0	0	0-0	0-0
11/09/02	LOUISIANA-MONROE	3	2	1	2-11	2-11
11/16/02	GEORGIA	0	0	0	0-0	0-0
11/23/02	at Alabama	0	0	0	0-0	0-0
1/1/03	vs. Penn State	0	0	0	0-0	0-0



#2
Ben Obomanu
 6-1 • 192 • So. • 1L • WR
 Selma, Ala. (Selma)

2003: Named the team's Most Improved Offensive Skill Player by the coaching staff after spring drills ... Listed as one of the starters at wide receiver after spring drills ... Won the team's Top Freshman GPA award.

2002: Finished fourth on the team with 17 catches for 224 yards ... Second on the team with three touchdown receptions ... Caught at least one pass in 10 of 13 games ... Caught a 17-yard pass against Alabama ... For second consecutive game, caught a touchdown pass on a 21-yard reception and finished with three catches for 43 yards against Louisiana-Monroe ... Caught second career

The Players

2003 Auburn Football

touchdown on a 20-yard pass on Auburn's winning drive against Ole Miss ... Snared four passes for 43 yards against Arkansas ... Caught first career touchdown on a 45-yard pass play with 14 seconds left in the half to give Auburn a 21-7 lead against Mississippi State ... Three catches for 18 yards against Western Carolina ... One of two true freshmen wide receivers to start against USC and caught one pass for 10 yards.

HIGH SCHOOL: As a senior, caught 31 passes for 460 yards and nine touchdowns ... Also rushed for 218 yards on 20 carries for three touchdowns ... Totaled 284 yards on punt and kick returns and one touchdown ... Had six touchdown catches as a junior ... Scored 30 career touchdowns ... Four-year starter ... *Parade* All-American ... *Prep Star*/CBS Sportsline Dream Team ... Ranked the 11th best receiver in the country by *Prep Star* ... *SuperPrep Magazine* Elite 50 ... Ranked the top player in Alabama by *SuperPrep Magazine* ... *Huntsville Times* Elite 11 ... *Birmingham News* 6A All-State selection ...



Orlando Sentinel All-Southern Team Honorable Mention ... Alabama Sports Writers All-State selection as a defensive back ... *Atlanta Journal Constitution* Super Southern 100 ... *The Sporting News* Hot 101 ... Also started for the basketball team.

PERSONAL: Full name is Benjamin Ebenezer Obomanu ... Born October 30, 1983 ... Son of Brenda Obomanu ... Majoring in Finance.

ABOUT BEN: Favorite Food: Shrimp ... Favorite NFL Player: Terrell Owens ... Most Memorable Football Experience: Winning the Little League Championship and being voted defensive and offensive MVP ... Advice I Would Give A Kid Playing Football: Never take the fun out of the game, because football is exactly what it is, a game ... Historical Figure I Would Most Like to Meet: Dr. Martin Luther King.

Obomanu's Career Receiving Stats

YEAR	G/GS	NO	YDS	AVG	TD	LP/OPPONENT
2002	13/1	17	224	13.2	3	45/Mississippi State

DATE	OPPONENT	REC	YDS	AVG	TD
9/2/02	*at USC	1	10	10.0	0
9/7/02	WESTERN CAROLINA	3	18	6.0	0
9/14/02	VANDERBILT	1	8	8.0	0
9/19/02	at Mississippi State	1	45	45.0	1
9/28/02	SYRACUSE	1	9	9.0	0
10/12/02	ARKANSAS	4	43	10.8	0
10/19/02	at Florida	0	0	0.0	0
10/26/02	LSU	0	0	0.0	0
11/02/02	at Ole Miss	1	20	20.0	1
11/09/02	LOUISIANA-MONROE	3	43	14.3	1
11/16/02	GEORGIA	0	0	0.0	0
11/23/02	at Alabama	1	17	17.0	0
1/1/03	vs. Penn State	1	11	11.0	0



#79

Jonathan Palmer

6-5 • 298 • RFr. • RS • OG
Decatur, Ga. (Cedar Grove)

2003: Named the team's Most Improved Offensive Lineman by the coaching staff after spring drills ... Listed as the second-team strong guard after spring drills.

2002: Redshirted.

HIGH SCHOOL: Four-year starter at defensive tackle and offensive guard ... Finished senior season with 25 tackles and four sacks ... *SuperPrep Magazine* All-Dixie Team ... Rated as one of the top 55 defensive tackles in the nation by Rivals100.com ... Also plays basketball.

PERSONAL: High School teammate of Marcus McNeill ... Brother, Michael, is a linebacker for Georgia Tech ... Born December 3, 1983 ... Son of Tempie and Roy Palmer.

ABOUT JONATHAN: Favorite NFL Team: Atlanta Falcons ... Favorite NFL Player: Barry Sanders ... Favorite Book: *I Know Why the Caged Bird Sings* ... Career Aspiration: Engineer ... Most Unique Thing About Me: My hazel eyes.



#69

Mark Pera

6-6 • 312 • Sr. • 3L • OT
Memphis, Tenn. (University)

2002: Started all 13 games at weak tackle ... Has 15 career starts ... Played 53 plays against Alabama and 69 plays against Georgia ... Had an 85 percent grade on 22 plays against Louisiana-Monroe ... Posted an 85 percent grade on 68 plays against Ole Miss ... Finished with 93 percent grade on 56 plays against LSU ... Part of the offensive line that earned the Coaches' Offensive Players of the Week honors after the LSU game ... Played 56 plays against Florida ... Tied for team-high honors with an 86 percent grade against Arkansas ... Played 89 plays against Syracuse ... Finished with a 88 percent grade on 68 plays against Mississippi State ... Had four rodeo blocks and 83 percent grade on 51 plays against Vanderbilt ... Posted 95 percent grade on 36 plays against Western Carolina.

2001: Played in 11 games, starting two at right tackle ... Had 95 percent grade on finishes before leaving game with sprained ankle against Georgia ... Held out of Alabama game with ankle injury ... Graded 92 percent on assignments on 26 plays against Arkansas ... On 45 plays, posted 95 percent on assignments against Louisiana Tech ... Played seven plays and had 100 percent grades on finishes and assignments versus Florida ... Posted 93 percent on assignments, finishes and technique on 28 plays against Mississippi State ... Played 20 plays against Vanderbilt ... On 20 plays, graded 95 percent on assignments against Syracuse ... Posted perfect 100 percent grade on assignments on 21 plays against Ole Miss ... Played 27 plays against Ball State and posted 96 percent grade on assignments ... Named the Most Improved Offensive Lineman following spring drills.

The Players

2003 Auburn Football


2000: Played in 12 games mainly on special teams ... Graded 93 percent on assignments on 14 plays against Vanderbilt ... Saw action against Florida, Louisiana Tech and Arkansas... Played 11 plays against Wyoming at left tackle and graded 100 percent on assignments and 82 percent on finishes and technique.

1999: Redshirted.

HIGH SCHOOL: University High School ... Rated in the preseason as top prep lineman in Tennessee by *Pigskin Preps* ... Rated number two offensive line prospect in Tennessee by *Prep Star* ... CNN/Sports Illustrated All-American ... Two-time all-state selection ... Graded out 92 percent for season as offensive lineman ... Recorded 36 tackles and five quarterback sacks as a part time defensive player ... Two-time all-state selection in track ... High School Coach: Bobby Alston.

PERSONAL: Born December 31, 1980 ... Son of Glenda and Tom Pera ... Majoring in Marketing.

ABOUT MARK: Hobbies: Playing the guitar and piano, watching reality television and cooking ... Favorite Food: Pasta ... Favorite Book: "The Exorcist" ... Favorite Classes at Auburn: Personal Selling or Serial and Mass Murder ... Favorite Movie: Indiana Jones Trilogy ... Favorite NFL Player: Michael Vick.



#19

Montavis Pitts

6-1 • 190 • RFr. • RS • CB
Loachapoka, Ala. (Loachapoka)

2003: Listed as one of the second-team corners after spring drills.

2002: Redshirted.

HIGH SCHOOL: Started at quarterback as a senior and had 615 yards passing, 565 rushing yards and 20 touchdowns ... Also played defensive back and finished with 129 tackles, and four interceptions ... Returned two punts for touchdowns ... As a junior, totaled 1,261 passing yards and 12 touchdowns, 300 yards rushing and four touchdowns, two punt return touchdowns, four kickoff returns for scores and 78 tackles and five interceptions on defense ... Ranked one of the top 10 athletes in the nation by Rivals100.com ... Max Emfinger Top 125 ... *Birmingham News* Class A All-State selection as an athlete ... Alabama Sports Writers Association All-State Team as a defensive back ... *Huntsville Times Elite* 11 ... *The Sporting News* Hot 101 ... *PrepStar/CBS Sportsline.com* Top 100 Dream Team ... One of the top five players in the state of Alabama by *SuperPrep Magazine* ... *SuperPrep Magazine* All-American ... Also a three-year starter in basketball and baseball and competed in track ... Two-time all-area selection in basketball and baseball ... Set a school record with a .661 batting average as a sophomore.

PERSONAL: Born March 3, 1984 ... Full name is Montavis Demond Pitts ... Nickname is Montae ... Son of Patricia Pitts.

ABOUT MONTAE: Favorite Food: Soul Food ... Favorite NFL Team: Oakland Raiders ... Favorite NFL Player: Deion Sanders ... Hobbies: Listening to music ... Best Talent Outside of Football: Music ... Pre-game ritual: Prayer and meditation.



#83

Jay Ratliff

6-5 • 262 • Jr. • 2L • DE
Valdosta, Ga. (Lowndes County)

2002: Started eight games at defensive end ... Third on the team with 10 tackles for loss ... Finished with two tackles for loss including a sack (-9) against Penn State in the Capital One Bowl ... Limited playing time against Alabama due to a shoulder injury ... Finished with three tackles and a quarterback hurry against Georgia ... Had six tackles including one for loss (-3) and a quarterback hurry against Ole Miss ... Forced a fumble on the first play of the game, and had six tackles including a tackle for loss against LSU ... Registered seven tackles including three for loss and forced a fumble against Florida ... Totaled four tackles including two for loss (-7) against Syracuse ... Finished with three tackles against Vanderbilt ... Held out of the Western Carolina game with a knee injury ... Registered three tackles including one for loss (-2) against USC... Moved from tight end to defensive end during spring drills.

2001: Started against Florida ... Played in every game ... One catch for 18 yards against North Carolina in the Peach Bowl ... Caught two passes for 20 yards against Ball State ... One of six true freshman that played in the first game.

2000: Attended Hargrave Military Academy.

HIGH SCHOOL: Played in a run-oriented offense in high school ...

Caught 46 passes for 701 yards and scored seven touchdowns as a senior ... Led team to state championship ... Missed three games with a knee injury ... Class 4A All-State selection... All-USA Today honorable mention ... *Atlanta Journal Constitution* "Super Southern 100" ... *Atlanta Journal Constitution* "Georgia 75" ... Georgia High



School Football "Magnificent Seven" ... One of the top 25 players in the state of Georgia according to *SuperPrep Magazine* ... *Florida Bluechips Report* "Super Southern 75" ... *PrepStar* All-American ... Rated the third best tight end in the Southeast by

The Players

2003 Auburn Football

PrepStar ... *Border Wars* Southeastern "Top 100" ... *Rivals100.com* "Top 100" ... Rated as one of the top 20 tight ends in the country by Tom Lemming ... High School Coach: Milt Miller ... Played basketball and averaged 18 points and 18 rebounds as a junior ... Also competed in track.

PERSONAL: Born on August 29, 1981 ... Full name is Jeremiah J. Ratliff ... Son of Ottie and Diane Ratliff.

ABOUT JAY: Favorite Food: Steak and shrimp ... Favorite NFL Player: Shannon Sharpe ... Hobbies: Drawing ... Most Memorable Experience: Winning a state championship with my younger brother ... Career Aspiration: Audiologist ... People Would Be Surprised to Know That: I am a loner.

Ratliff's Career Receiving Stats

YEAR	G/GS	NO	YDS	AVG	TD	LP/OPPONENT
2001	12/1	2	20	10.0	0	15/Ball State

Ratliff's Career Defensive Stats

YEAR	G/GS	TT	UT	AT	TFL-YDS	QBS-YDS	FF/FR	PD	I/YDS
2002	12/8	37	16	21	10-35	1-9	2/0	0	0-0

DATE	OPPONENT	TT	UT	AT	TFL-YDS	QBS-YDS
9/2/02	* at USC	3	1	2	1-2	0-0
9/7/02	WESTERN CAROLINA				DID NOT PLAY	
9/14/02	* VANDERBILT	3	0	3	0-0	0-0
9/19/02	* at Mississippi State	2	1	1	0-0	0-0
9/28/02	* SYRACUSE	4	1	3	2-7	0-0
10/12/02	* ARKANSAS	1	0	1	0-0	0-0
10/19/02	* at Florida	7	1	6	3-6	0-0
10/26/02	* LSU	6	3	3	1-3	0-0
11/02/02	* at Ole Miss	6	4	2	1-3	0-0
11/09/02	LOUISIANA-MONROE	0	0	0	0-0	0-0
11/16/02	GEORGIA	3	3	0	0-0	0-0
11/23/02	at Alabama	0	0	0	0-0	0-0
1/1/03	vs. Penn State	2	2	0	2-14	1-9

Monroe ... Started at guard and graded 88 percent on 26 plays against LSU ... Part of the offensive line that earned the Coaches' Offensive Players of the Week honors after the LSU game ... Played 15 plays against Florida ... Started at left guard against



Western Carolina and graded 87 percent on 57 plays with two pancakes and two rodeo blocks ... Finished with a 86 percent grade on 13 plays against Mississippi State ... On 11 plays against Vanderbilt, posted 88 percent grade ... Also saw time against USC.

HIGH SCHOOL: Two-way starter in high school ... As a defensive tackle, finished with 50 tackles, 10 tackles for loss and three sacks as a senior ... Did not allow a sack from left guard position ... As a junior graded higher than 87 percent on offense and had 20 tackles, five sacks and three forced fumbles on defense ... *Atlanta Journal Constitution* Georgia Top 50 ... *Atlanta Journal Constitution* Super Southern 100 ... *SuperPrep Magazine* All-Dixie Team ... Ranked as one of the top 15 players in Georgia by *SuperPrep Magazine* ... Rated as one of the top 30 offensive tackles in the nation by *Rivals100.com* ... *Prep Star* All-Southeast Region selection.

PERSONAL: Full name is Troy Stanley Reddick ... Born December 12, 1983 ... Majoring in Building Science.

ABOUT TROY: Favorite Food: Turkey and Dressing ... Favorite Television Show: "The Simpsons" ... Favorite Class at Auburn: Building Science ... Hobbies: Computers and video games ... Celebrity I Would Most Like to Meet: Serena Williams ... Favorite NFL Player: John Randle.



#66
Troy Reddick
6-5 • 297 • So. • 1L • OG
Albany, Ga. (Westover)

2003: Listed as the first-team weak guard after spring drills.
2002: Started three games during season and played in seven ... Posted an 80 percent grade while starting against Louisiana-

By the Numbers (Offense)...

- Auburn returns eight starters on offense that finished 25th in the nation in rushing offense.
- Auburn returns players that were responsible for 93 percent (2,462 of 2,648 yards) of the Tigers' rushing yards in 2002.
- Auburn returns players that were responsible for 60 percent (105 of 174 receptions) of the Tigers' receptions in 2002.
- Auburn returns players that were responsible for 73 percent (282 of 388) of the Tigers' scoring in 2002.
- Auburn returns players that were responsible for 80 percent (44 of 52) of the Tigers' touchdowns in 2002.
- Auburn returns players that were responsible for 73 percent (3,677 of 5,038) of the Tigers' total offense in 2002.
- Auburn returns players that were responsible for 68 percent (4,371 of 6,437) of the Tigers' all-purpose yards in 2002.



#14
Carlos Rogers
6-1 • 191 • Jr. • 2L • CB
Augusta, Ga. (Butler)

2002: Tied for the team lead with four interceptions ... Led the team with nine broken up passes ... Intercepted a pass in the fourth quarter and had four tackles including a tackle for loss against Alabama ... Broke up two passes and had four tackles against Georgia ... Finished with three tackles including a tackle for loss against Louisiana-Monroe ... Intercepted a pass and returned it 13 yards and had five tackles against Ole Miss ... Broke up a pass and had six tackles against Florida ... Finished with four tackles and a broken up pass against Arkansas ... Intercepted two passes and returned one 35 yards, broke up two other passes and had two tackles against Syracuse ... Named the Coaches' Defensive Player of the Week for his performance against Syracuse ... Broke up a pass and had six tackles against Mississippi State ... Finished with six stops against Vanderbilt ...

The Players

2003 Auburn Football

Registered seven tackles and a quarterback hurry against USC.
2001: Named to *The Sporting News* Freshman All-America second-team ... Named to the All-SEC freshman team ... Finished fourth on the team with 58 tackles ... Led Auburn with 12 broken up passes ... Recorded eight tackles and two pass deflections against LSU ... Second on the team with nine tackles against Alabama ... Credited with the stop on the one-yard line to help preserve Auburn's 24-17 win over Georgia ... Also broke up two passes including one in the end zone on Georgia's second to last series, recovered a fumble that Auburn converted into a touchdown and had seven tackles and a hurry against the Bulldogs ... Two tackles against Arkansas and three tackles against Louisiana Tech ... Five tackles in a start against Florida ... Registered a career-high 10 tackles and broke up two passes against Mississippi State ... Started at corner and had four tackles against Vanderbilt ... Two tackles and a broken up pass against Syracuse ... Had five tackles and broke up two passes against Ole Miss ... Started at cornerback against Ball State and finished with three tackles... The only true freshman to start five or more games.

2000: Attended Hargrave Military Academy.

HIGH SCHOOL: Two-way player that rushed for 1,332 yards and 11 touchdowns as a senior ... Also had 47 tackles and two interceptions ...

As a junior ran for 1,224 yards and scored 11 touchdowns ... Three-year starter ...

SuperPrep Magazine All-American ... *PrepStar* All-Region ... *Atlanta Journal Constitution* "Georgia 75" ... All-State Honorable Mention selection ...

Augusta Chronicle First-Team All-Area and All-Metro ...

Selected to play in the North-South All-Star Game and the Georgia-Florida All-Star game ... Team Most Valuable Player ... High School

Coach: David Land ... Also played basketball and averaged 14.2 points per game from point guard position ... Averaged 13.8 points as a junior ... Lettered in track and posted top times of 10.7 in 100m and 21.0 in 200m.

PERSONAL: Born July 2, 1981 ... Son of Linda and David Rogers.


ABOUT CARLOS: Favorite Food: Macaroni ... Favorite Movie: "Rush Hour" ... Hobbies: Basketball ... Pre-game Rituals: Listening first to gospel music, then rap ... Proudest Accomplishment of My Life: Being a college football player where I wanted to play since I was in ninth grade.

Rogers' Career Defensive Stats

YEAR	G/GS	TT	UT	AT	TFL-YDS	QBS-YDS	FF/FR	PD	INT-YDS
2001	12/10	58	46	12	0-0	0-0	0/1	12	0-0
2002	13/9	48	34	14	2-2	0-0	0/0	9	4-48
Totals	25/19	106	80	26	2-2	0-0	0/1	21	4-48

10/13/01	* FLORIDA	5	5	0	0	0-0
10/20/01	* LOUISIANA TECH	3	2	1	0	0-0
10/27/01	* at Arkansas	2	2	0	0	0-0
11/10/01	* at Georgia	7	5	2	2	0-0
11/17/01	* ALABAMA	9	8	1	3	0-0
12/1/01	* at LSU	8	7	1	2	0-0
12/31/01	* vs. N. Carolina (Peach)	6	5	1	0	0-0

DATE	OPPONENT	TT	UT	AT	PD	INT-YDS
9/2/02	* at USC	7	3	4	0	0-0
9/7/02	* WESTERN CAROLINA	0	0	0	0	0-0
9/14/02	* VANDERBILT	6	2	4	0	0-0
9/19/02	* at Mississippi State	6	3	3	1	0-0
9/28/02	* SYRACUSE	2	2	0	2	2-35
10/14/02	* ARKANSAS	4	4	0	0	0-0
10/19/02	* at Florida	6	6	0	0	0-0
10/26/02	LSU	1	0	1	0	0-0
11/02/02	at Ole Miss	5	5	0	0	1-13
11/09/02	LOUISIANA-MONROE	3	1	2	0	0-0
11/16/02	* GEORGIA	4	4	0	2	0-0
11/23/02	* at Alabama	4	4	0	0	1-0
1/1/03	vs. Penn State	0	0	0	1	0-0



#4 Junior Rosegreen

6-0 • 185 • Jr. • 2L • SS
 Ft. Lauderdale, Fla. (Dillard)

2002: Finished fifth on the team with 63 tackles ... Totaled seven tackles, including a sack (-7) against Georgia ... Finished with six tackles against LSU and seven tackles against Florida ... Intercepted a pass against Arkansas ... Finished with eight tackles including a tackle for loss (-5) and a quarterback hurry against Syracuse ... Tied for team-high honors with 10 tackles and broke up a pass against Mississippi State ... Broke up a pass and was in on five tackles against Vanderbilt ... Forced a fumble, intercepted a pass and registered seven tackles in a start against USC ... Starter at safety ... Moved from corner to strong safety during spring drills ... Received the Off-Season Conditioning Award presented by the coaching staff.

2001: Saw time at cornerback and on special teams in all 12 games ... Registered six tackles and two broken up passes against LSU ... Four tackles against Alabama and three tackles against Georgia ... Finished with three tackles against Arkansas ... Recorded three tackles against Louisiana Tech ... Finished with two tackles against Ole Miss.

2000: Redshirted.

HIGH SCHOOL: Finished senior season with 89 tackles, six interceptions and 15 broken up passes ... Led team to the semifinals of the Florida 6A playoffs ... Started on varsity since freshman season ... Class 6A All-State First-Team ... All-Broward County ...



SuperPrep All-American ... Rated one of the top 25 players in

The Players

2003 Auburn Football

the state of Florida by *SuperPrep Magazine* ... *Prep Star All-Region* ... Listed as the fifth best defensive back in Florida by the *Florida Bluechips Report* ... *Florida Times Union "Super 75"* ... Played in the Broward-Dade All-Star Game and the North-South All-Star Game ... Selected to play in the Georgia-Florida All-Star Game ... Played at the same high school that produced former Auburn players Charles Dorsey, Frank Sanders, James Bostic, Brian Robinson and Calvin Jackson ... High School Coach: Joe Redmond.

PERSONAL: Born February 23, 1980 ... Full name is Junior Norman Rosegreen ... Son of Normao and Ansel Rosegreen ... Majoring in Sociology.

ABOUT JUNIOR: Favorite NFL Players: Deion Sanders and Charles Woodson ... Favorite Food: Shrimp Pasta from Red Lobster ... Hobbies: I love to work out ... Unique Thing About Me: I have 13 tattoos including a tiger on my arm, the words "Florida Boy" on my arm, and praying hands on one of my forearms ... Nickname: Show Stopper.

Rosegreen's Career Defensive Stats

YEAR	G/GS	TT	UT	AT	TFL-YDS	QBS-YDS	FF/FR	PD	INT-YDS
2001	12/1	24	16	8	0-0	0-0	0/0	2	0-0
2002	13/13	63	20	43	4-15	1-7	1/0	5	2-0
Totals	25/14	87	36	51	4-15	1-7	1/0	7	2-0

DATE	OPPONENT	TT	UT	AT	PD	INT-YDS
9/1/01	BALL STATE	1	1	0	0	0-0
9/8/01	OLE MISS	2	2	0	0	0-0
9/22/01	at Syracuse	1	0	0	0	0-0
9/29/01	at Vanderbilt	0	0	0	0	0-0
10/6/01	MISSISSIPPI STATE	1	0	1	0	0-0
10/13/01	FLORIDA	0	0	0	0	0-0
10/20/01	LOUISIANA TECH	3	3	0	0	0-0
10/27/01	at Arkansas	3	1	2	0	0-0
11/10/01	at Georgia	3	2	1	0	0-0
11/17/01	ALABAMA	4	2	2	0	0-0
12/01/01	at LSU	6	4	2	2	0-0
12/31/01	*vs. N. Carolina (Peach)	1	0	1	0	0-0

DATE	OPPONENT	TT	UT	AT	PD	INT-YDS
9/2/02	*at USC	7	2	5	0	1-0
9/7/02	*WESTERN CAROLINA	1	1	0	0	0-0
9/14/02	*VANDERBILT	5	0	5	1	0-0
9/19/02	*at Mississippi State	10	3	7	1	0-0
9/28/02	*SYRACUSE	8	2	6	0	0-0
10/12/02	*ARKANSAS	3	2	1	0	1-0
10/19/02	*at Florida	7	2	5	0	0-0
10/26/02	*LSU	6	0	6	0	0-0
11/02/02	*at Ole Miss	3	2	1	0	0-0
11/09/02	*LOUISIANA-MONROE	3	2	1	1	0-0
11/16/02	*GEORGIA	7	3	4	0	0-0
11/23/02	*at Alabama	1	1	0	0	0-0
1/1/03	*vs. Penn State	2	0	2	1	0-0



#80

Steven Ross

6-6 • 282 • So. • 1L • TE
Nashville, Tenn. (Christ Presbyterian)

2003: Moved from offensive line to tight end during spring drills.

2002: Played in all 13 games, mostly on special teams ... Played 52 plays against Louisiana-Monroe and 42 plays at tackle against Western Carolina ... Posted 95 percent grade on 11 plays against

Vanderbilt ... Limited time against Mississippi State ... Missed most of spring practice with a left knee injury.

2001: Redshirted.

HIGH SCHOOL: Played defensive end and on the offensive line in high school ... As a senior totaled 119 tackles, five sacks, three fumble recoveries, four forced fumbles, two blocked field goals and one blocked punt ... Helped lead Christ Presbyterian Academy to the 1A state title and a 15-0 record as a senior ... As a junior, credited with 82 tackles, three sacks, four forced fumbles and two fumble recoveries one of which was returned for a touchdown ... Did not allow a sack from offensive line position ... Two-time all-state selection at defensive end ... Named the American General Mr. Football Award winner for 1A Lineman of the Year in Tennessee ... Mr. Football Runner-up as a junior ... Mid-State Dream Team ... Three-time All-Region selection ... *SuperPrep* All-American ... Ranked as one of the top 35 offensive linemen in the nation by *SuperPrep* ... All-Midstate Dream Team as a junior and senior ... High School Coach: David Pack ... High school teammate of Cooper Wallace ... Also played baseball for four seasons in high school and was a two-time all-district selection.



PERSONAL: Full name is Steven Russell Ross, Jr. ... Born October 9, 1982 ... Son of Steven and Stacy Ross ... Majoring in Business.

ABOUT STEVEN: Hobbies: Golf ... People Would Be Surprised to Know That: Cooper Wallace and I have been to school together since preschool ... Historical Figure I Would Most Like to Meet: General George Patton ... Best Talent Outside of Football: Pitching.

More Preseason Recognition

Several of Auburn's positions are ranked in the top ten in group rankings in the preseason magazines. A listing of the positions and the rankings:

Running Backs: first (*Athlon*); fifth (*Lindy's*); sixth (*The Sporting News*)

Defensive Line: sixth (*Athlon*); fourth (*The Sporting News*)

Linebackers: third (*Athlon*); third (*Lindy's*); third (*The Sporting News*)

Offensive Line: sixth (*Lindy's*); second (*The Sporting News*)

Several Auburn players were also listed in the top 20 at their positions. A listing:

RB Ronnie Brown: No. 13, *Lindy's*

OG Monreko Crittenden: No. 4, *The Sporting News*

OLB Karlos Dansby: No. 2, *Lindy's*; No. 2, *The Sporting News*

FB Brandon Johnson: No. 7, *The Sporting News*

DT DeMarco McNeil: No. 13, *Lindy's*; No. 8, *The Sporting News*

OT Marcus McNeill: No. 18, *The Sporting News*

MLB Dontarrious Thomas: No. 5, *Lindy's*; No. 5, *The Sporting News*

DE Reggie Torbor: No. 20, *Lindy's*; No. 15, *The Sporting News*

RB Carnell Williams: No. 10, *The Sporting News*

The Players

2003 Auburn Football



#56 Lemarcus Rowell

6-3 • 229 • So. • 1L • LB
Opelika, Ala. (Opelika)

2003: Listed as the second-team middle linebacker after spring drills.

2002: One of two true freshmen in the defensive playing rotation ... Had three tackles and a broken up pass against Louisiana-Monroe .. Registered three tackles against Florida ... Totaled two tackles against Syracuse and two against Arkansas... Finished with three tackles against Vanderbilt and two stops against Mississippi State... In first action against Western Carolina, recorded five tackles.

2001: Received late clearance from NCAA Clearinghouse and was able to practice with the team during bowl preparations.

HIGH SCHOOL: Totaled 183 tackles, six sacks, 32 tackles for loss, two interceptions and caused six fumbles during senior season ... As a junior, registered 156 tackles, one sack, two fumble recoveries and an interception ... Set a school career record with 449 tackles in three seasons... Three-year starter ... Led Opelika High to two third-round playoff berths ... *Parade* All-American ... Reebok/ESPN All-American ...

USAToday.com All-American ... Second-team All-USA Today ... *PrepStar* All-American ... *Eastbay/PrepStar* National Dream Team ... Ranked as one of the top eight linebackers in the country by *PrepStar* ... Ranked the No. 5 linebacker nationally by Tom Lemming ... Tom Lemming Top 100 ... Listed as one of the top players in the state by FoxSports.com ... *Orlando Sentinel* All-Southern Football Team ... *SuperPrep* Elite 50 ... *SuperPrep* All-American ... *SuperPrep* No. 5 linebacker in the nation ... Rivals.com All-American ... Ranked as the sixth best linebacker in the nation by Rivals.com ... Alabama 6A Lineman of the Year by the Alabama

Sports Writers Association ... *Birmingham News* Super All-State Team ... *Mobile Press Register* Elite 18 ... *Opelika-Auburn News* Player of the Year ... Two-time all-state selection... Bi-City Defensive Player of the Year by WRBL-TV ... Three-time all-area selection ... High School Coach: Spence McCracken ... Lettered in basketball and track three years.

PERSONAL: Full name is Lemarcus Antwoinne Rowell ... Born December 10, 1982 ... Son of Jeffery and Georgia Bass ... Majoring in Business.

ABOUT LEMARCUS: Favorite Food: Ribs ... Nickname: Duck, because I have feet like a duck ... Favorite NFL Team: Tampa Bay Buccaneers ... Favorite NFL Players: Ray Lewis and Michael Vick ... Unique Thing About Me: I have a tattoo on my right arm that reads "Mr. Rowell" which I received in the eighth grade.

Rowell's Career Defensive Stats

YEAR	G/GS	TT	UT	AT	TFL-YDS	QBS-YDS	FF/FR	PD	I/YDS
2002	11/0	20	7	13	0-0	0-0	0/0	1	0-0

DATE	OPPONENT	TT	UT	AT	TFL-YDS	QBS-YDS
9/2/02	at USC				DID NOT PLAY	
9/7/02	WESTERN CAROLINA	5	1	4	0-0	0-0
9/14/02	VANDERBILT	3	1	2	0-0	0-0
9/19/02	at Mississippi State	2	2	0	0-0	0-0
9/28/02	SYRACUSE	2	1	1	0-0	0-0
10/12/02	ARKANSAS	2	0	2	0-0	0-0
10/19/02	at Florida	3	0	3	0-0	0-0
10/26/02	LSU	0	0	0	0-0	0-0
11/02/02	at Ole Miss	0	0	0	0-0	0-0
11/09/02	LOUISIANA-MONROE	3	2	1	0-0	0-0
11/16/02	GEORGIA	0	0	0	0-0	0-0
11/23/02	at Alabama	0	0	0	0-0	0-0



#40 Kevin Sears

6-4 • 217 • Fr. • HS • LB
Russellville, Ala. (Russellville)

2002: Joined the Auburn team in December upon qualification.

HIGH SCHOOL: Coached by Perry Swindall at Russellville High School ... Finished senior season with 68 tackles, two sacks, two fumble recoveries, two interceptions, one of which was returned 50 yards for a touchdown ... Led Russellville to a berth in the state 6A semifinal game ... Part of a secondary that only allowed 78 yards passing per game in 2001 ... Three-year starter ... As a junior, registered 77 tackles, seven interceptions and seven broken up passes ... Also saw time at wide receiver and on special teams ... Two-time 5A all-state selection ... *Birmingham News* 5A All-State selection ... *Huntsville Times* Elite 11 ... *Tom Lemming's Prep Football Report* All-Southeast Team selection ... *Prep Star* All-Region selection ... Also lettered in basketball.

PERSONAL: Cousin of former Auburn offensive lineman Colin Sears ... Full name is Kevin O'Brian Sears ... Born July 1, 1983 ... Son of Henreatte Sears and Calvin Woods.

ABOUT KEVIN: Favorite NFL Player: Warren Sapp ... Favorite Movie: "All About the Benjamins" ... Celebrity I Would Most Like to Meet: Shaq ... Favorite NFL Team: Tampa Bay Buccaneers.



#46 Mike Sherill

6-1 • 246 • RFr. • RS • LB
Miami, Fla. (Central)

2002: Redshirted.

HIGH SCHOOL: Finished with 102 tackles and scored three touchdowns on interceptions and one on a fumble recovery as a senior ... Played both inside and outside linebacker ... Also saw time at fullback ... Sat out his junior season ... Started three seasons ... A Class 6A all-state selection as a senior ... All-Dade county selection ... Played in the Dade-Broward All-Star Game ... Also played basketball.

The Players

2003 Auburn Football

PERSONAL: Born October 16, 1982 ... Son of Martha Sherill.

ABOUT MIKE: Favorite NFL Player: Ray Lewis ... Favorite Movie: Roots ... Most Memorable Football Experience: I scored three touchdowns every year in high school ... Another Career Away from Football: Acting.



#44

Jake Slaughter

6-2 • 240 • So. • 1L • FB
Brentwood, Tenn. (Brentwood Academy)

2003: Moved back to fullback from linebacker during spring drills.

2002: Played in nine games ... Played linebacker against Louisiana-Monroe and finished with three tackles and a quarterback hurry ... Played on special teams in the last four games ... Moved to linebacker prior to the Syracuse game but did not see action at the position ... Saw time in first four games at fullback, but did not have a carry.

2001: Redshirted.

HIGH SCHOOL: Finished senior season with 140 tackles, six quarterback sacks, seven forced fumbles, three fumble recoveries ... Also played fullback and rushed for 810 yards and nine touchdowns and had 400 yards receiving ... As a junior, totaled 85 tackles ... Helped lead Brentwood Academy to state championship game ... Selected to the all-midstate all-division II team as a linebacker ... Named to the all-area team by *The Tennessean* ... All-county selection ... High School Coach: Tom Moore ... High School teammate of Taylor Bourgeois ... Also lettered four years in track.



As a junior, totaled 85 tackles ... Helped lead Brentwood Academy to state championship game ... Selected to the all-midstate all-division II team as a linebacker ... Named to the all-area team by *The Tennessean* ... All-county selection ... High School Coach: Tom Moore ... High School teammate of Taylor Bourgeois ... Also lettered four years in track.

PERSONAL: Born Sept. 4, 1982 in New Orleans, La. ... Full name is Jake Eugene Slaughter ... Son of John and Sharyn Slaughter ... Nephew of former Denver Broncos' quarterback Mickey Slaughter ... Cousin of former Louisiana Tech All-America wide receiver and current San Francisco 49ers player Bobby Slaughter ... Majoring in Business.

ABOUT JAKE: Favorite NFL Player: Brian Urlacher ... Hobbies: Weight lifting and outdoors activities ... When I Played Sports As a Kid, I Pretended to Be: Dick Butkus ... People Would Be Surprised to Know That: I love to sing and breakdance ... Historical Figure I Would Most Like to Meet: William Wallace.

Slaughter's Career Rushing Stats

YEAR	G/GS	NO	YDS	AVG	TD	LP/OPPONENT
2002	4/0	0	0	0.0	0	--

DATE	OPPONENT	ATT	YDS	Avg.	TD	TD Runs
9/2/02	at USC	0	0	0.0	0	0
9/7/02	WESTERN CAROLINA	0	0	0.0	0	0
9/14/02	VANDERBILT	0	0	0.0	0	0
9/19/02	at Mississippi State	0	0	0.0	0	0

Slaughter's Career Defensive Stats

YEAR	G/GS	TT	UT	AT	TFL-YDS	QBS-YDS	FF/FR	PD	I/YDS
2002	4/0	3	2	1	0-0	0-0	0/0	0	0-0

DATE	OPPONENT	TT	UT	AT	TFL-YDS	QBS-YDS
9/2/02	at USC					PLAYED FULLBACK
9/7/02	WESTERN CAROLINA					PLAYED FULLBACK
9/14/02	VANDERBILT					PLAYED FULLBACK
9/19/02	at Mississippi State					PLAYED FULLBACK
9/28/02	SYRACUSE					DID NOT PLAY
10/12/02	ARKANSAS					DID NOT PLAY
10/19/02	at Florida	0	0	0	0-0	0-0
10/26/02	LSU	0	0	0	0-0	0-0
11/02/02	at Ole Miss	0	0	0	0-0	0-0
11/09/02	LOUISIANA-MONROE	3	2	1	0-0	0-0
11/16/02	GEORGIA					DID NOT PLAY
11/23/02	at Alabama					DID NOT PLAY
1/1/03	vs. Penn State					DID NOT PLAY




#22

Tre Smith

5-10 • 197 • So. • 1L • RB
Venice, Fla. (Venice)

2003: Named the Offensive MVP of A-Day after rushing for 93 yards on 16 carries and scoring three touchdowns in the game.

2002: Third on the team in rushing with 454 yards on 79 carries (5.7 avg.) and three touchdowns ... Rushed for 126 yards on 25 carries including a career-long run of 51 yards en route to being named the Coaches' Co-Offensive Player of the Week for his performance against Alabama ... Accounted for 42 percent of Auburn's yards in the Alabama game ... Led Auburn with 65 yards on nine carries and a touchdown on a 10-yard run and scored another touchdown on a five-yard reception against Louisiana-Monroe ... Finished the ULM game with 180 all-purpose yards (65 rush, 67 receiving, 48 punt return) ... Rushed three times for 18 yards against Ole Miss ... Rushed for 80 yards on 11 carries and a touchdown on a 13-



The Players

2003 Auburn Football

yard run against LSU ... Saw time at running back and also returned four kickoffs for 57 yards against Florida ... Rushed three times for 40 yards including a long run of 33 yards against Mississippi State ... Ran for 32 yards on six carries (5.3 avg.) against Vanderbilt ... Finished second on the team with 14 carries for 73 yards and scored his first collegiate touchdown on an eight-yard run against Western Carolina ... Returned one kickoff 20 yards against USC and two against Arkansas for 32 yards.

HIGH SCHOOL: Finished senior season with 1,776 yards on 180 carries (9.9 avg.) and 20 touchdowns ... As a junior, rushed for 1,886 yards and 34 touchdowns ... Led Venice to a 15-0 record and a Florida Class 5A state championship as a junior ... Set Venice High School records in single-game rushing (336 yards) and career yards (4,850 yards) ... Selected to play in the Florida-California All-Star Game ... Named the Florida Class 6A Player of the Year as a junior ... Two-time All-State selection ... *Orlando Sentinel* Florida Top 100 ... Ranked as one of the top 15 running backs in the nation by Rivals100.com ... *Tom Lemming's Prep Football Report* All-American ... *SuperPrep Magazine* All-American ... *Prep Star* All-American ... *Florida Times Union* Super 75 ... One of the top 25 running backs in the nation by ESPN.com ... Also ran track and broke the Venice High School record in the 100m ... Also competed in weight lifting ... National Honor Society member and Wendy's High School Heisman Nominee.

PERSONAL: Born April 4, 1984 ... Son of Philip and Pat Mitchem.

ABOUT TRE: Food: Pizza Rolls ... Favorite Musicians: Eminem or Tim McGraw ... Favorite NFL Player: Barry Sanders ... Most Memorable Football Experience: The 2002 Iron Bowl I started in ... Best Talent Outside of Football: Snowboarding ... Nickname: Tre, because I am the third Lyle C. Smith in my family.

Smith's Career Rushing Stats

YEAR	G/GS	NO	YDS	AVG	TD	LP/OPPONENT
2002	13/3	79	454	5.7	3	51/Alabama

DATE	OPPONENT	ATT	YDS	Avg.	TD	TD Runs
9/2/02	at USC	0	0	0.0	0	--
9/7/02	W. CAROLINA	14	73	5.2	1	8
9/14/02	VANDERBILT	6	32	5.3	0	--
9/19/02	at Miss. State	3	40	13.3	0	--
9/28/02	SYRACUSE	0	0	0.0	0	--
10/12/02	ARKANSAS	0	0	0.0	0	--
10/19/02	at Florida	1	7	7.0	0	--
10/26/02	*LSU	11	80	7.3	1	13
11/02/02	at Ole Miss	3	18	6.0	0	--
11/09/02	*LA-MONROE	9	65	7.2	1	10
11/16/02	GEORGIA	2	3	1.5	0	--
11/23/02	*at Alabama	25	126	5.0	0	--
1/1/03	vs. Penn State	5	10	2.0	0	--

Smith's Career Receiving Stats

YEAR	G/GS	NO	YDS	AVG	TD	LP/OPPONENT
2002	13/3	7	101	14.4	1	40/Louisiana-Monroe

Smith's Career Kick Return Stats

YEAR	G	NO	YDS	AVG	TD	LP/OPPONENT
2002	13	10	140	14.0	0	20/USC

Smith's Career Punt Return Stats

YEAR	G	NO	YDS	AVG	TD	LP/OPPONENT
2002	13	6	61	10.2	0	15/Louisiana-Monroe



#57

Mayo Sowell

6-1 • 228 • Jr. • 2L • DE
Birmingham, Ala. (Shades Valley)

2003: Did not participate in spring drills while continue to rehabilitate from knee injury ... Enters fall drills as the second-team weak side linebacker.

2002: Missed the Alabama game and the Capital One Bowl game with knee injury sustained in the Georgia game ... Started three games ... Totaled two tackles against Ole Miss ... Had one tackle against LSU and Florida playing defensive end ... Played both linebacker and defensive end against Syracuse and had two quarterback hurries ... Ended a drive in Auburn territory after forcing a fumble on Mississippi State's quarterback when he punched the ball from behind ... Started at defensive end and forced a fumble and had four tackles against Vanderbilt ... Saw time at defensive end against Western Carolina and recorded four tackles ... Named the Coaches' Special Teams Player of the Week after the Western Carolina game ... Registered three tackles against USC ... Moved from linebacker to defensive end after the USC game.

2001: Named to *The Sporting News* Freshman All-America second-team ... Finished with 29 tackles while playing in 11 games ... Recorded six tackles in a start against Arkansas ... Started against



Louisiana Tech and had four tackles and two broken up passes ... Made first career start in Florida game, responding with a team-high 10 tackles including a tackle for loss ... Also had an interception and returned it seven yards to the Florida 22-yard line in the fourth quarter that set up a field goal ... Part of the playing rotation at linebacker ... One tackle against Vanderbilt and Ole Miss ... Totaled three tackles against Ball State.

2000: Redshirted.

HIGH SCHOOL: Finished with 158 tackles, six sacks, five tackles for loss and five interceptions as a senior ... Returned two interceptions for touchdowns ... Had 89 tackles, five sacks, two interceptions and three fumble recoveries as a junior ... Helped lead team to 6A state semifinals as a junior ... Runner-up for Class 6A lineman of the year in 1999 ... Selected to play in the Alabama-Mississippi All-Star Game ... *SuperPrep* All-American ... *Prep Star* All-American ... *Huntsville Times* "Elite 11" ... *Birmingham News* Super All-State ... *Birmingham News* "12 Most Wanted" ... *Mobile Press Register* "Elite 18" ... *Birmingham Post Herald* "Ten Most Wanted" ... *Adidas* All-American ... *Florida Bluechips Report* All-

The Players

2003 Auburn Football

Region ... *Border Wars* "Top 100" *Atlanta Journal Constitution* "Super Southern 100" ... Class 6A All-State ... *Birmingham News* 6A All-State ... All-Metro ... High School Coach: David Stapleton ... Four-year letterman in basketball ... Lettered in track, competing in discus, shot put, long jump and sprints.

PERSONAL: Born December 23, 1981 ... Son of Ellen and Eugene Sowell ... Majoring in Sociology.

ABOUT MAYO: Favorite Food: Seafood ... Favorite Television Show: "Cops" ... Favorite Movie: "Braveheart" ... Favorite NFL Player: Ray Lewis ... Proudest Accomplishment of My Life: Getting Saved.

Sowell's Career Defensive Stats

YEAR	G/GS	TT	UT	AT	TFL-YDS	QBS-YDS	FF/FR	PD	INT-YDS
2001	11/3	29	15	14	1-1	0-0	0/0	2	1-7
2002	11/3	16	2	14	1-1	0-0	2/0	0	0-0
Totals	22/6	45	17	28	2-2	0-0	2/0	2	1-7

DATE	OPPONENT	TT	UT	AT	TFL-YDS	QBS-YDS
9/1/01	BALL STATE	3	0	3	0-0	0-0
9/8/01	OLE MISS	1	1	0	0-0	0-0
9/22/01	at Syracuse				DID NOT PLAY	
9/29/01	at Vanderbilt	1	0	1	0-0	0-0
10/6/01	MISSISSIPPI STATE	0	0	0	0-0	0-0
10/13/01	* FLORIDA	10	6	4	1-1	0-0
10/20/01	* LOUISIANA TECH	4	2	2	0-0	0-0
10/27/01	* at Arkansas	6	3	3	0-0	0-0
11/10/01	at Georgia	1	0	1	0-0	0-0
11/17/01	ALABAMA	1	1	0	0-0	0-0
12/01/01	at LSU	2	2	0	0-0	0-0
12/31/01	vs. N. Carolina (Peach)	2	1	1	0-0	0-0

DATE	OPPONENT	TT	UT	AT	TFL-YDS	QBS-YDS
9/2/02	at USC	3	0	3	0-0	0-0
9/7/02	WESTERN CAROLINA	4	0	4	0-0	0-0
9/14/02	* VANDERBILT	4	0	4	5-1	0-0
9/19/02	at Mississippi State	1	0	1	0-0	0-0
9/28/02	SYRACUSE	0	0	0	0-0	0-0
10/14/02	ARKANSAS	0	0	0	0-0	0-0
10/19/02	at Florida	1	0	1	0-0	0-0
10/26/02	LSU	1	1	0	0-0	0-0
11/02/02	at Ole Miss	2	1	1	0-0	0-0
11/09/02	* LOUISIANA-MONROE	0	0	0	0-0	0-0
11/16/02	* GEORGIA	0	0	0	0-0	0-0
11/23/02	at Alabama				DID NOT PLAY	
1/1/03	vs. Penn State				DID NOT PLAY	



#13

Josh Sullivan

6-4 • 201 • RFr. • RS • QB
Little Rock, Ark. (Little Rock Central)

2003: Came out of spring drills as the number two quarterback ... Also pitched for the baseball team.

Two Sport Athletes

Josh Sullivan is the latest in the line of two-sport athletes at Auburn. A redshirt freshman quarterback, Sullivan juggled spring football practice and baseball where he worked as a pitcher.

Former Auburn two-sport athletes include Bo Jackson (football, baseball); Brent Fullwood (football, track); Alexander Wright (football, baseball); Trey Gainous (football, baseball) and Tim Carter (football, track).

2002: Redshirted.

HIGH SCHOOL: Coached by Bernie Cox at Little Rock Central ... Two-year starter at quarterback ... Two-time all-state selection ... Three-year letterman ... *Hawks Illustrated Magazine* State Super 27 ... Also lettered four years in baseball... Two-time all-state selection and named to the state all-tournament team as a junior and senior ... Selected to the 2002 *Arkansas Democrat-Gazette* All-Arkansas Team.

PERSONAL: Born July 5, 1984 ... Son of Jerry and Jill Sullivan ... Father, Jerry, played football at the University of Arkansas from 1975-79 ... Majoring in Business.

ABOUT JOSH: Nickname: Sunshine, after the quarterback in the movie, "Remember the Titans" ... Person I Pattern My Game After: Joe Montana ... Favorite NFL Player: Tom Brady ... Best Talent Outside of Football: Baseball ... People Would Be Surprised to Know That: I am one of nine children in my family.



#86

Courtney Taylor

6-2 • 192 • RFr. • RS • WR
Carrollton, Ala. (Carrollton)

2003: Listed as one of the second-team wide receivers following spring drills.

2002: Redshirted.

HIGH SCHOOL: Three-year starter at quarterback and cornerback ... As a quarterback, collected 1,200 all-purpose yards passing and running ... Threw for 10 touchdowns ... As a defensive back, totaled 76 tackles and six interceptions ... Led high school team to 10-2 record as a senior ... Also competed in track and won the state Class A high jump as a junior ... Talented basketball player that averaged over 20 points and 10 rebounds as a senior ... As a junior, averaged 21 points, four assists and six rebounds.

PERSONAL: Born April 7, 1984 ... Son of Mary and Joe Walker ... Majoring in Business.

ABOUT COURTNEY: Favorite NFL Team: Dallas Cowboys ... Favorite NFL Player: Michael Irvin ... Pre-game Rituals: Praying and listening to music ... Proudest Accomplishment of My Life: Putting on an Auburn jersey ... Historical Figure I Would Like to Meet: Martin Luther King, Jr.



#54

Dontarrious Thomas

6-4 • 238 • Sr. • 3L • LB
Perry, Ga. (Perry)

2003: Won the team's Off-Season Conditioning Award ... Moved from weak side to middle linebacker during the spring.

2002: Third on the team with 92 tackles ... Second on the team with 11 tackles for loss ... Tied for 10th in the Auburn career records with 144 assists ... In four of last five conference games had at least nine tackles ... Named the Capital One Bowl Defensive MVP after totaling eight tackles, a sack (-5) and a broken up pass against Penn State ... Named to the Verizon Academic All-District

The Players

2003 Auburn Football

second-team ... Finished with 10 tackles including two for loss, a sack and a broken up pass against Alabama ... Led the team with nine tackles against Georgia ... Limited playing time against Louisiana-Monroe ... Finished with five tackles and a quarterback hurry against Ole Miss ... Recovered a fumble on the first play of the game, and led the team with nine tackles including a tackle for loss against LSU ... Registered second double digit tackle game of the season with 12 stops including two for loss and a sack (-13) against Florida ... Totaled six tackles against Arkansas and five tackles against Syracuse ... Finished with seven tackles including two tackles for loss (-2) and recovered a fumble against Mississippi State ... In limited action, totaled six tackles against Vanderbilt ... Held out of the Western Carolina game with a knee injury ... Finished with a team-high 14 tackles including two for loss against USC ... Has registered nine double digit tackle games in his career ... Preseason second-team All-American by *The Sporting News* ... Rated as one of the top three outside linebackers in the nation by *Lindy's* ... Was the defensive recipient of the Pat Dye Leadership Award.

2001: Named to the Coaches' All-SEC second-team ... *Associated Press* honorable mention All-SEC pick ... SEC Academic Honor Roll selection ... Finished with 122 tackles, twice more than any other player on the team ... Led the team with nine tackles for loss ... Recorded 10 tackles including two for loss (-4) against North Carolina in the Peach Bowl ... Led the team with 17 tackles against LSU, his fifth double digit tackle game of the season ...

Totaled 15 tackles including an assist on a stop on the Georgia running back on the one-yard line at the end of the game to help preserve Auburn's 24-17 win ... Led the team with seven tackles including a tackle for loss (-3) against Arkansas ... Intercepted a pass in overtime to help seal Auburn's win over Louisiana Tech ... Finished with nine tackles and three broken up passes against La. Tech ... Named the Coaches' Defensive Player of the Week for his performance against La. Tech ... Recorded six tackles before leaving the game in the third quarter with a sprained knee against Florida ... Had nine tackles including two tackles for loss against Mississippi State ... One of the TFL's came on a fourth-and-one on the one-yard line in which he went over the top to knock MSU's Dantae Walker backwards ... Named the SEC Player of the Week after finishing with 15 tackles including a tackle for loss on Vanderbilt's fake field goal at the end of the game ... Totaled 46 tackles in three games, the most in a three-game stretch since 1993 ... Registered a career-high 19 tackles including a tackle for loss (-3) against Syracuse ... 19 tackles were the most in a game by a single player since 1995 ... Led the team with 12 tackles including a tackle for loss (-2) against Ole Miss ... Led the team with eight tackles including one sack (-5) and a quarterback hurry against Ball State... Helped Auburn's defense hold Ball State to 92 yards while not allowing the Cardinals to cross midfield ... First Auburn player to have 100 or more tackles in a season since 1997 when both Takeo Spikes and Ricky Neal eclipsed the 100-tackle mark... Received the Off-Season Conditioning Award presented by the coaching staff.



2000: Named to the Coaches' Freshman All-SEC team ... Finished third on the team with 62 tackles including four tackles for loss (-14)... Credited with six tackles against Michigan in the Citrus Bowl ... Led the team with eight tackles including two tackles for loss (-3) against Florida in the SEC Championship game ... Finished with six tackles and two broken up passes against Alabama ... Had four tackles before leaving the game with a concussion against Georgia ... Registered a career-high 10 tackles including a tackle for loss (-2) against Arkansas ... Named the Coaches' Co-Player of the Week following his performance against Arkansas ... Finished with four tackles and a broken up pass against Louisiana Tech ... Tied for the team lead with eight tackles against Florida ... Had four tackles and a broken up pass against Mississippi State ... Started at jack linebacker against Northern Illinois ... Recorded five tackles against LSU ... Finished with four tackles and a broken up pass against Ole Miss ... Named the Coaches' Special Teams Player of the Week after totaling two tackles against Ole Miss ... In first game, had five tackles, including a TFL (-2) and a sack (-9) against Wyoming.

1999: Redshirted.

HIGH SCHOOL: Perry High School ... Class 2-A all-state selection ... Played linebacker, defensive back, receiver and quarterback in high school ... Recorded 78 tackles as a senior, 50 solo ... Also intercepted six passes and returned one for a touchdown as a senior ... Picked up 278 yards on just 14 carries as a senior (19.9 yards per carry) ... Three-sport athlete at Perry High ... High School Coach: George Collins.

PERSONAL: Born September 2, 1980 ... Full name is Dontarrious Donta Thomas ... Son of Mary Jo Lawson and Charles Lawson, Jr. ... Graduated in May, 2003 in Management Information Systems.

ABOUT DONTARRIOUS: Person I Pattern My Game After: Takeo Spikes ... Unique Thing: My only scholarship offer for an SEC school was from South Carolina and that was to play basketball ... People Would Be Surprised to Know That: I attended a math and science academy at Fort Valley State from seventh grade on instead of going to football camps ... Nickname: Reindeer because of my running style in high school.

Thomas' Career Defensive Stats

YEAR	G/GS	TT	UT	AT	TFL-YDS	QBS-YDS	FF/FR	PD	INT-YDS
2000	13/3	62	37	25	4-14	1-9	0/0	5	0-0
2001	12/10	122	60	62	9-25	1.5-9	0/0	2	1-33
2002	12/11	92	35	57	11-33	3-20	0/2	3	0-0
Totals	37/24	276	132	144	24-72	5.5-38	0/2	10	1-33

DATE	OPPONENT	TT	UT	AT	TFL-YDS	QBS-YDS
8/31/00	WYOMING	5	3	2	2-11	1-9
9/9/00	at Ole Miss	4	1	3	0-0	0-0
9/16/00	LSU	5	4	1	0-0	0-0
9/23/00	* NORTHERN ILLINOIS	1	0	1	0-0	0-0
9/30/00	VANDERBILT	3	1	2	0-0	0-0
10/7/00	at Mississippi State	4	1	3	0-0	0-0
10/14/00	at Florida	8	4	4	0-0	0-0
10/21/00	LOUISIANA TECH	4	3	1	0-0	0-0
10/28/00	ARKANSAS	10	7	3	1-2	0-0
11/11/00	* GEORGIA	4	2	2	0-0	0-0
11/18/00	at Alabama	6	3	3	0-0	0-0
12/2/00	Florida (SEC Champ.)	8	8	0	2-3	0-0
1/1/01	* Michigan (Citrus)	6	3	3	0-0	0-0

DATE	OPPONENT	TT	UT	AT	TFL-YDS	QBS-YDS
9/1/01	* BALL STATE	8	6	2	1-5	1-5
9/8/01	* OLE MISS	12	2	10	1-2	0-0
9/22/01	* at Syracuse	19	9	10	1-3	0-0

The Players

2003 Auburn Football

9/29/01	* at Vanderbilt	15	7	8	1-3	0-0
10/6/01	* MISSISSIPPI STATE	9	6	3	2-3	0-0
10/13/01	* FLORIDA	6	3	3	0-0	0-0
10/20/01	LOUISIANA TECH	9	5	4	0-0	0-0
10/27/01	at Arkansas	7	3	4	1-3	0-0
11/10/01	* at Georgia	15	8	7	1-2	0-0
11/17/01	* ALABAMA	5	4	1	1-4	0.5-4
12/01/01	* at LSU	17	7	10	0-0	0-0
12/31/01	* vs. N. Carolina (Peach)	10	4	6	2-4	0-0

DATE	OPPONENT	TT	UT	AT	TFL-YDS	QBS-YDS
9/2/02	* at USC	14	7	7	2-2	0-0
9/7/02	WESTERN CAROLINA		DID NOT PLAY			
9/14/02	VANDERBILT	6	1	5	0-0	0-0
9/19/02	* at Mississippi State	7	0	7	2-2	0-0
9/28/02	* SYRACUSE	5	0	5	1-2	0-0
10/12/02	* ARKANSAS	6	3	3	0-0	0-0
10/19/02	* at Florida	12	4	8	2-14	1-13
10/26/02	* LSU	9	2	7	1-4	0-0
11/02/02	* at Ole Miss	5	3	2	0-0	0-0
11/09/02	* LOUISIANA-MONROE	1	0	1	0-0	0-0
11/16/02	* GEORGIA	9	5	4	0-0	0-0
11/23/02	* at Alabama	10	5	5	2-4	1-2
1/1/03	* vs. Penn State	8	5	3	1-5	1-5



#82

Reggie Torbor

6-3 • 242 • Sr. • 3L • DE
Baton Rouge, La. (Lee)

2003: The defensive recipient of the Eddie Welch Attitude and Effort Award from the coaching staff after spring drills.

2002: Started nine games and finished season with 26 tackles ... Second on the team with 3.5 sacks and led the team with 16 quarterback hurries ... Had eight quarterback hurries, and two tackles including one for loss against Penn State in the Capital One Bowl ... Helped hold Penn State to 268 yards of offense, 168 yards below average ... Finished with three tackles, one for loss (-5) and two quarterback hurries against Alabama ... Had a sack (-9), two tackles for loss (-11) and four tackles against Georgia ... Held out of the Louisiana-Monroe game ... Had half a sack, two tackles, two quarterback hurries and broke up a pass against Ole Miss ... Recorded two tackles against LSU ... Totaled three tackles and a broken up pass against Florida ... Finished with three tackles against Arkansas ... Broke up two passes, had two tackles and a quarterback hurry against Syracuse ... In first action in two games, forced and recovered a fumble on one play, had two sacks and three quarterback hurries against Mississippi State ... Named the SEC and Coaches' Defensive Player of the Week following his performance against Mississippi State ... Held out of the Western Carolina and Vanderbilt games with a knee injury ... Named the Defensive Most Valuable Player of the spring game.

2001: Finished with 30 tackles and five tackles for loss (-32) ...



Led the team with 15 quarterback hurries ... Credited with a sack (-14) and two tackles against Alabama ... Four quarterback hurries against Georgia ... Had half a sack and a broken up pass against Arkansas ... Finished with three tackles and a broken up pass against Louisiana Tech ... Applied strong pressure to Florida's quarterback with four quarterback hurries and had seven tackles including three for loss (-7) against the Gators ... Two tackles against Mississippi State ... Had one of best games of season with six tackles including a sack (-11), a pass deflection and three quarterback hurries against Vanderbilt ... Finished with two tackles and a quarterback hurry against both Syracuse and Ole Miss ... One tackle against Ball State ... Named the Most Improved Defensive Lineman by the coaching staff after spring practice.

2000: Named to the *Knoxville News Sentinel* SEC All-Freshman Team ... Starter at right defensive end in 11 games and played in all 13 ... Three tackles including a sack (-8) against Michigan in the Citrus Bowl ... Finished season with 26 tackles, five tackles for loss (-21) and eight quarterback hurries ... Four tackles and a quarterback hurry against Alabama ... Had two tackles and a broken up pass against Arkansas ... Finished with three tackles including a tackle for loss (-3) and a sack (-3) against Louisiana Tech ... Four tackles and a broken up pass against Florida ... Recovered a fumble on a punt on the one-yard line against Mississippi State and had two tackles including one tackle for loss (-3) and a broken up pass ... Blocked a punt against Vanderbilt that resulted in a touchdown and had two tackles, and a hurry ... Had three tackles and a sack (-2) against Northern Illinois ... Finished with three tackles including a sack that resulted in a loss of 10 yards and a broken up pass against Wyoming.

1999: Redshirted.

HIGH SCHOOL: Lee High School ... Rushed for 1,241 yards and 14 touchdowns as a senior ... Second-team all-state as a senior ... 1,563 and 10 TD as a junior ... 18 career sacks ... Rated by *Pigskin Preps* as one of top dozen running backs in the South ... Four-year starter at Lee ... High School Coach: Kevin Lemoine.

PERSONAL: Born January 25, 1981 ... Full name is Reggie Jermaine Torbor ... Son of Carlisia Torbor ... Graduated in May, 2003 with a degree in Criminology.

ABOUT REGGIE: Food: Fried Shrimp ... People Would Be Surprised to Know That: I am a good cook ... Proudest Accomplishment: Graduating from Auburn in May ... Pre-game Rituals: Call mother and tell her I am on my way to the stadium and walk the field before the game and say a prayer ... Person I Pattern My Game After: Simeon Rice.

In the Community

Reggie Torbor is Auburn's 2003 Good Works Team nominee. A senior defensive end who graduated in May, Torbor has participated in a wide range of community service activities including Read Across America, Toys for Tots, Fellowship of Christian Athletes and Student-Athlete Day. He has also served as a volunteer at Auburn city schools, Spirit Day, and Camp War Eagle.

The Players

2003 Auburn Football

Torbor's Career Defensive Stats

YEAR	G/GS	TT	UT	AT	TFL-YDS	QBS-YDS	FF/FR	PD	INT-YDS
2000	13/11	26	17	9	5-21	3-15	0/1	4	0-0
2001	12/0	30	26	4	5-32	2.5-29	0/0	2	0-0
2002	10/9	26	9	17	8-31	3.5-20	1/1	4	0-0
Totals	35/20	82	52	30	18-84	9-64	1/2	10	0-0

DATE	OPPONENT	TT	UT	AT	TFL-YDS	QBS-YDS
8/31/00	* WYOMING	3	1	2	1-10	1-10
9/9/00	* at Ole Miss	1	1	0	0-0	0-0
9/16/00	* LSU	1	0	1	0-0	0-0
9/23/00	* NORTHERN ILLINOIS	3	3	0	1-2	1-2
9/30/00	* VANDERBILT	2	2	0	0-0	0-0
10/7/00	at Mississippi State	2	1	1	1-3	0-0
10/14/00	* at Florida	4	2	2	0-0	0-0
10/21/00	* LOUISIANA TECH	3	2	1	2-6	1-3
10/28/00	* ARKANSAS	2	2	0	0-0	0-0
11/11/00	GEORGIA	1	1	0	0-0	0-0
11/17/00	* at Alabama	4	2	2	0-0	0-0
12/2/00	* Florida (SEC Champ.)	0	0	0	0-0	0-0
1/1/01	* Michigan (Citrus)	3	1	2	1-8	1-8

DATE	OPPONENT	TT	UT	AT	TFL-YDS	QBS-YDS
9/1/01	BALL STATE	1	1	0	0-0	0-0
9/8/01	OLE MISS	2	2	0	0-0	0-0
9/22/01	at Syracuse	2	1	1	0-0	0-0
9/29/01	at Vanderbilt	6	5	1	1-11	1-11
10/6/01	MISSISSIPPI STATE	2	2	0	0-0	0-0
10/13/01	FLORIDA	7	7	0	3-7	0-0
10/20/01	LOUISIANA TECH	3	3	0	0-0	0-0
10/27/01	at Arkansas	1	0	1	5-4	5-4
11/10/01	at Georgia	0	0	0	0-0	0-0
11/17/01	ALABAMA	2	2	0	1-14	1-14
12/01/01	at LSU	4	3	1	0-0	0-0
12/31/01	vs. N. Carolina (Peach)	1	0	1	0-0	0-0

DATE	OPPONENT	TT	UT	AT	TFL-YDS	QBS-YDS
9/2/02	* at USC	1	0	1	0-0	0-0
9/7/02	WESTERN CAROLINA				DID NOT PLAY	
9/14/02	VANDERBILT				DID NOT PLAY	
9/19/02	* at Mississippi State	4	2	2	2-9	2-9
9/28/02	* SYRACUSE	2	0	2	1-1	0-0
10/12/02	* ARKANSAS	3	0	3	0-0	0-0
10/19/02	* at Florida	3	0	3	0-0	0-0
10/26/02	* LSU	2	2	0	0-0	0-0
11/02/02	* at Ole Miss	2	0	2	1-2	0.5-2
11/09/02	LOUISIANA-MONROE				DID NOT PLAY	
11/16/02	GEORGIA	4	2	2	2-11	1-9
11/23/02	* at Alabama	3	1	2	1-5	0-0
1/1/03	* vs. Penn State	2	2	0	1-3	0-0



#78

Rich Trucks

6-8 • 323 • Jr. • 2L • OT
Hoover, Ala. (Hoover)

2002: Played in 13 games on special teams.

2001: Played in 11 games on special teams.

2000: Walked on to the Auburn team.

HIGH SCHOOL: Graded over 80 percent in every game as a senior ... Registered 20 pancake blocks ... An honorable mention all-state selection ... Named to the Super All-Metro and Over the Mountain Team ... Coached by Gerald Gann and Rush Propst ... Also played basketball.



PERSONAL: Born January 8, 1982 ... Son of Richard and Mary Eleanor Trucks ... Majoring in Marketing.

ABOUT RICH: Favorite Musician: Frank Sinatra ... Hobbies: Playing the guitar and golf ... People I Pattern My Game After: Kendall Simmons and Mike Pucillo ... Pre-game Rituals: Ryan Broome and I always walk the field together and pray before the game ... Something Unique: I have played the piano for 13 years.



#8

Cooper Wallace

6-4 • 252 • So. • 1L • TE
Nashville, Tenn. (Christ Presbyterian)

2003: Listed as the first-team tight end after spring drills.

2002: Coaches' SEC All-Freshman team ... Also named to All-SEC Freshman team and freshman second-team All-America by *The Sporting News* ... Played in all 13 games ... Lined up at full-back for the first time against Alabama ... Caught two passes for 16 yards against Louisiana-Monroe ... Started against Arkansas ... Scored a touchdown on a seven-yard reception against Syracuse ... Had one reception for 50 yards against Florida and one for 14 yards against Mississippi State ... Caught first career touchdown pass on a 17-yard reception and finished with two catches for 27 yards against Western Carolina ... Caught four passes for 74 yards in the spring game.



2001: Redshirted

HIGH SCHOOL: Played fullback, tight end, linebacker and defensive end in high school ... Helped lead Christ Presbyterian Academy to the 1A state title and a 15-0 record as a senior ... Rushed four times for 69 yards including a 57-yard touchdown run in the state championship game ... As a senior, caught nine passes for 273 yards and rushed 44 times for 475 yards and scored 10 touchdowns during season ... On defense, registered 163 tackles, 18 tackles for loss, five sacks, two interceptions and two fumble recoveries ... As a junior, totaled 104 tackles, four sacks

The Players

2003 Auburn Football

and caught 12 passes for 224 yards and three touchdowns ... All-State selection ... All-mid-state and all-region selection ... Finalist for Mr. Football Award ... Invited to play in the Tennessee-Kentucky All-Star Game ... *PrepStar* All-Region selection ... Listed as one of the top players in the state of Tennessee by FoxSports.com ... *Knoxville News -Sentinel* Top 25 players in Tennessee ... Rivals.com All-Region ... High School Coach: David Pack ... High school teammate with fellow signee Steven Ross ... Also played soccer in high school and was an all-region selection and four-year letter winner ... Helped lead soccer team to 1999 state championship.

PERSONAL: Born April 26, 1982 ... Son of Guy and Sallie Wallace ... Older brother, David started several games at quarterback at Vanderbilt as a freshman before deciding to concentrate on baseball where he was a catcher.

ABOUT COOPER: Person I Pattern My Game After: Jeremy Shockey ... Career Aspiration: Contractor ... People Would Be Surprised to Know That: Soccer is one of my favorite sports ... My Proudest Accomplishment: Getting big arms ... If I Could Give Advice to a Kid Playing Football, I Would Tell Him: To learn to love to hit.

Wallace's Career Receiving Stats

YEAR	G/GS	NO	YDS	AVG	TD	LP/OPPONENT
2002	13/1	8	123	15.4	2	50/Florida

DATE	OPPONENT	REC	YDS	AVG	TD
9/2/02	at USC	0	0	0.0	0
9/7/02	WESTERN CAROLINA	2	27	13.5	1
9/14/02	VANDERBILT	0	0	0.0	0
9/19/02	at Mississippi State	1	14	14.0	0
9/28/02	SYRACUSE	1	7	7.0	1
10/12/02	ARKANSAS	0	0	0.0	0
10/19/02	at Florida	1	50	50.0	0
10/26/02	LSU	0	0	0.0	0
11/02/02	at Ole Miss	0	0	0.0	0
11/09/02	LOUISIANA-MONROE	2	16	8.0	0
11/16/02	GEORGIA	1	9	9.0	0
11/23/02	at Alabama	0	0	0.0	0
1/1/03	vs. Penn State	0	0	0.0	0



#63 Will Ward

6-2 • 270 • RFr. • RS • C
Prattville, Ala. (Prattville)

2002: Redshirted.

HIGH SCHOOL: Three-year starter ... Played center and was a deep snapper ... Helped lead Prattville to a 12-1 record and a berth in the third round of the 6A playoffs as a senior ... Averaged a 90 percent grade, the highest grade of Prattville's offensive linemen ... Totaled 25 pancakes on the season ... Ranked one of the top ten centers in the nation by Rivals100.com ... *Prep Star* All-Region selection.

PERSONAL: Son of Mitch and Brenda Ward ... Born March 16, 1984 ... Majoring in Business.

ABOUT WILL: Favorite Television Show: Fishing with Bill Dance ... Hobbies: Playing the Guitar ... Career Aspiration: Financial Advisor ... Proudest Accomplishment of My Life: Signing with Auburn ... Favorite Movie: Caddyshack.



#59

Jeremy Wells

6-1 • 242 • Sr. • 3L • DS
Mobile, Ala. (UMS-Wright)

2002: Auburn's snapper on field goals and extra points in all 13 games.

2001: Auburn's snapper on field goals and extra points in all 12 games.

2000: Played in all 13 games on special teams.

1999: Redshirted.

HIGH SCHOOL: Played for Chris Nemith at UMS-Wright ... Three-year starter on football team ... Earned "Most Improved Special Teams Award" as a senior.

PERSONAL: Born February 10, 1980 in Mobile, Ala. ... Earned choral awards in high school ... Graduated in May, 2003 with a degree in Marketing.

ABOUT JEREMY: Favorite Food: Roast Beef Sandwich ... Nickname: Chewy, for my long hair ... Most Memorable Football Experience: I quit pee-wee football in sixth grade because I was fat and had to play in the biggest weight class. The coach told my dad, "Football isn't for everyone." ... If I Had to Give Advice to Kid, It Would Be: Football isn't for everyone.



#31

Antarrrious Williams

5-11 • 205 • So. • 1L • LB
Columbus, Ga. (Shaw)

2003: Held out of spring drills rehabilitating from leg injury.

2002: Played in 10 games ... Broke left leg on special teams against Penn State in the Capital One Bowl ... Part of the playing rotation at linebacker ... Held out of the Mississippi State, Syracuse and Arkansas games with a knee injury ... Started against Vanderbilt and had two tackles ... Started against Western Carolina and led the team with 10 tackles, including a tackle for loss (-2) and a fumble recovery.

2001: Redshirted.

HIGH SCHOOL: Helped lead Shaw to a perfect 15-0 record and a state title, the first in school history ... Named the Georgia 4A Defensive Player of the Year after totaling 80 tackles from defensive end position ... Also had 19 tackles for loss, eight sacks, four fumble recoveries, two caused fumbles and two interceptions ... Standout on special teams and credited with six tackles on the

The Players

2003 Auburn Football

kicking team ... First-team 4A all-state selection ... *Columbus Ledger-Enquirer* Bi-City Defensive Player of the Year ... Rivals.com Honorable Mention selection... Ranked as one of the top 75 safeties in the nation by Rivals.com... *PrepStar* All-American ... Ranked as one of the top five athletes in the southeast by *PrepStar* ... High School Coach: Charles Flowers.

PERSONAL: Born Sept. 14, 1982 ... Son of Leonard and Cynthia Neal ... Majoring in Criminology.


ABOUT ANTARRIOUS:

Favorite NFL Player: Derrick Brooks ... Favorite Book: The Auburn Media Guide ... Person I Pattern My Game After: Dontarrious Thomas ... Best Talent Outside Football: Cooking ... Most Memorable Football Experience: Winning the state championship as a senior.



he outran four defenders to the corner and finished the game with a career-high 202 yards on 40 carries against Syracuse ... 40 carries were the second-highest total ever in a game (he holds the record with 41 against Georgia in 2001) ... Became the first Auburn back since Rudi Johnson in 2000 to rush for over 200 yards in a game and the 202 yards ranked 19th in the Auburn single-game records ... Scored two touchdowns for the fourth straight game, becoming the first running back in school history to have two scores in four consecutive games ... Eclipsed the 100-yard mark for the third consecutive game with his performance against Syracuse ... Named the SEC and Coaches' Offensive Player of the Week following his performance against Syracuse ... Became the first Auburn offensive player to earn two SEC Player of the Week honors in one season since 1994 ... Rushed for over 100 yards in second consecutive game with 106 including two touchdowns on runs of nine and five yards against Mississippi State ... Eclipsed the 1000-yard career mark in the Mississippi State game, becoming the 31st player in Auburn history to do so ... In three quarters of action, picked up 170 yards on 20 carries (8.5 avg.) and scored touchdowns on runs of 23 yards and a career-long 65-yard scoring run against Vanderbilt ... Named the SEC and Coaches' Offensive Player of the Week following his performance against Vanderbilt ... In limited duty, ran for 67 yards on four carries (16.8 avg.) and scored touchdowns on runs of 20 and 42 yards against Western Carolina... Rushed for 94 yards on 21 carries (4.5 avg.) including a 23-yard touchdown run where he broke several tackles against USC ... Scored in nine of his last 11 games ... Five of nine touchdowns during season covered 20 yards or more ... Seven of 15 career touchdowns have been for 20 yards or longer and four have been for 40 yards or longer ... Has had four 150-yard games in his career which ranks sixth all-time ... Has rushed for 100 yards or more five times in his career ... Finished the season with 745 yards (106.0 yards per game) and 10 touchdowns ... Ranked 22nd in the Auburn career records with 1,359 yards ... Rated one of the top 10 running backs in the nation by both *The Sporting News* and *Lindy's* ... The offensive recipient of the Eddie Welch Attitude and Effort Award after spring drills... Rushed for 60 yards on eight carries and a touchdown in the spring game.

2001: Selected to the All-SEC freshman team ... Named to *The Sporting News* Freshman All-America second-team ... Led the team with 614 yards, six touchdowns and 5.1 average per carry on the season ... Also caught 13 passes for 140 yards ... Gained 39 yards on five carries before leaving the game early in the first quarter with a broken left clavicle against Alabama ... Scored two touchdowns on one-yard runs and finished with 167 yards rushing (4.1 avg.) and had four receptions for 71 yards including a reception on a 61-yard screen pass that set up his winning



A. Williams' Career Defensive Stats

YEAR	G/GS	TT	UT	AT	TFL-YDS	QBS-YDS	FF/FR	PD	INT-YDS
2002	10/2	13	4	9	1-2	0-0	0/1	1	0-0

DATE	OPPONENT	TT	UT	AT	TFL-YDS	QBS-YDS
9/2/02	at USC	0	0	0	0-0	0-0
9/7/02	* WESTERN CAROLINA	10	4	6	1-2	0-0
9/14/02	* VANDERBILT	2	0	2	0-0	0-0
9/19/02	at Mississippi State				DID NOT PLAY	
9/28/02	SYRACUSE				DID NOT PLAY	
10/12/02	ARKANSAS				DID NOT PLAY	
10/19/02	at Florida	1	0	1	0-0	0-0
10/26/02	LSU	0	0	0	0-0	0-0
11/02/02	at Ole Miss	0	0	0	0-0	0-0
11/09/02	LOUISIANA-MONROE	0	0	0	0-0	0-0
11/16/02	GEORGIA	0	0	0	0-0	0-0
11/23/02	at Alabama	0	0	0	0-0	0-0
1/1/03	vs. Penn State	0	0	0	0-0	0-0



#24 Carnell Williams

5-11 • 204 • Jr. • 2L • RB
Attalla, Ala. (Etowah)

2003: Practiced and saw full contact action in three of Auburn's scrimmages during the spring.

2002: Left the Florida game in the second quarter with a fractured left fibula ... Missed the last six games of the season ... Preseason Doak Walker Candidate ... Scored a touchdown in the sixth consecutive game on a nine-yard run against Arkansas, becoming the first running back in Auburn history to score at least one touchdown in six consecutive games ... Finished with 99 yards on 24 carries against Arkansas ... Scored two touchdowns in overtime including the game-winning TD on an eight-yard run in which

The Players

2003 Auburn Football

touchdown against Georgia ... Set a school single-game record with 41 rushing attempts against Georgia which was also the seventh-highest effort in SEC history ... Finished with 238 all-purpose yards against the Bulldogs, only eight yards shy of Auburn's top ten ... Named the SEC and Coaches' Offensive Player of the Week for his performance against Georgia ... Became the first freshman in Auburn history to rush for over 150 yards in consecutive games ... Scored six rushing touchdowns, the second most ever by an Auburn freshman, trailing only Bo Jackson's nine in 1982 ... Rushed for 177 yards on 19 carries (9.3 average) and a touchdown on a 55-yard run against Arkansas ... 177 yards were the third most ever by an Auburn freshman and tied for 26th on the all-time single-game list ... 55-yard run was the sixth longest by a freshman in Auburn history ... Accounted for 35 percent of Auburn's offense against the Razorbacks ... Led Auburn with 78 yards on 16 carries and scored a touchdown on a 11-yard run against Louisiana Tech ... Also had 150 kick return yards, only six off the school record and finished the Louisiana Tech game with 238 all-purpose yards including 115 in the fourth quarter ... Gained 25 yards on eight carries including a seven-yard run on the final drive that brought Auburn within field goal range against Florida ... Rushed 11 times for 23 yards against Mississippi State ... Scored on a 51-yard touchdown run, which was the longest scoring run by a true freshman since 1996 and scored another TD on a one-yard leap while leading Auburn with six carries for 56 yards (9.3 avg.) against Vanderbilt ... Became first true freshman to score two rushing touchdowns since Darrell Williams against Louisiana Tech in 1989 ... Caught three passes for 36 yards and had nine rushes for 13 yards against Ball State ... Held out of the Ole Miss game with an ankle injury ... In two games against Georgia and Arkansas, 49 percent of yards came after contact, including 56 percent (94 of 167) against Georgia.

HIGH SCHOOL: Rushed for 1,729 yards and 23 touchdowns, averaging close to 10 yards per carry during senior season ... During career, rushed for over 6,000 yards ... As a junior rushed for 2,612 yards and 38 touchdowns while averaging over 10 yards per carry ... Also played defense and registered 78 tackles and six interceptions as a senior ... Led team to the class 5A state championship as a junior ... Also returned punts and kickoffs ... *Parade* All-American ... Nominated for the ESPN.com Offensive Player of the Year ... *USA Today* Alabama Player of the Year ... *USA Today* All-USA second-team ... *USAToday.com* Super 16 Combo All-America Team ... Mr. Football for the state of Alabama ... *The Gadsden Times* Area Player of the Year as a senior and Etowah County Player of the Year as a junior ... *Birmingham News* Super All-State Team ... 5A All-State selection ... *SuperPrep* All-American ... *SuperPrep* Elite 50 ... *SuperPrep* No. 7 running back nationally ... *Eastbay/PrepStar* Dream Team ... *PrepStar* All-American ... *PrepStar* Super 20 All-Southeast Region ... *Huntsville Times* Elite 11 ... Ranked the No. 4 tailback in the country by Tom Lemming ... Ranked as one the top 15 players in the country by Tom Lemming ... Rated as one of the top players in the state of Alabama by FoxSports.com ... *Orlando Sentinel* Alabama Player of the Year ... One of the top three running backs in the nation according to BorderWars.com ... FoxStudentSports.com Dynamic Dozen ... Rivals100 selection ... Ranked by Rivals.com as the No. 5 running back in the country ... Top performer on the Dirty Dozen four times as a senior ... Four-year starter in high school ... High School Coach: Raymond Farmer.

PERSONAL: Born April 21, 1982 ... Son of Aaron Turner and Sherry Jackson ... Nicknamed "Cadillac".

ABOUT CARNELL: Favorite NFL Player: Walter Payton ... Person I Pattern My Game After: Walter Payton ... Best Talent Outside of Football: Turning back-flips ... Something You Have Always Wanted to Do: I want to learn how to ski.

Carnell Williams in the Freshman Records:

Rushing Yards	614	Fourth
Rushing Attempts	120	Fifth
Touchdowns	6	Second

Carnell Williams in the Auburn Records

Season:	Williams' Numbers	Rank
Category		
Rushing TDs	10 (2002)	T12th

Career:		
Rushing Yardage	1,359	22nd

Game:		
Rushing Attempts	41 vs. Georgia (2001)	1st
	40 vs. Syracuse (2002)	2nd
Rushing Yards	202 vs. Syracuse (2002)	20th

C. Williams' Career Rushing Stats

YEAR	G/GS	NO	YDS	AVG	TD	LP/OPPONENT
2001	9/2	120	614	5.1	6	55/Arkansas
2002	7/7	141	745	5.3	10	65/Vanderbilt
Totals	16/9	261	1359	5.2	16	65/Vanderbilt

DATE	OPPONENT	ATT	YDS	Avg.	TD	TD Runs
9/1/01	BALL STATE	9	13	1.1	0	--
9/8/01	OLE MISS					DID NOT PLAY
9/22/01	at Syracuse	5	39	7.8	0	--
9/29/01	at Vanderbilt	6	56	9.3	2	51, 1
10/6/01	MISSISSIPPI STATE	11	23	2.1	0	--
10/13/01	FLORIDA	8	25	3.1	0	--
10/20/01	LOUISIANA TECH	16	78	4.9	1	11
10/27/01	at Arkansas	19	177	9.3	1	55
11/10/01	* at Georgia	41	167	4.1	2	1, 1
11/17/01	* ALABAMA	5	39	7.8	0	--
12/01/01	at LSU					DID NOT PLAY
12/31/01	vs. N. Carolina (Peach)					DID NOT PLAY

DATE	OPPONENT	ATT	YDS	Avg.	TD	TD Runs
9/2/02	* at USC	21	94	4.5	1	23
9/7/02	* WESTERN CAROLINA	4	67	16.8	2	20, 42
9/14/02	* VANDERBILT	20	170	8.5	2	23, 65
9/19/02	* at Mississippi State	28	106	3.8	2	9, 5
9/28/02	* SYRACUSE	40	202	5.1	2	6, 8
10/12/02	* ARKANSAS	24	99	4.1	1	9
10/19/02	* at Florida	4	7	1.8	--	--
10/26/02	LSU					DID NOT PLAY
11/02/02	at Ole Miss					DID NOT PLAY
11/09/02	LOUISIANA-MONROE					DID NOT PLAY
11/16/02	GEORGIA					DID NOT PLAY
11/23/02	at Alabama					DID NOT PLAY
1/1/03	vs. Penn State					DID NOT PLAY

C. Williams' Career Receiving Stats

YEAR	G/GS	NO	YDS	AVG	TD	LP/OPPONENT
2001	9/1	13	140	10.8	0	61/Georgia
2002	7/7	6	30	5.0	0	15/Arkansas
Totals	16/8	19	170	8.9	0	61/Georgia

C. Williams' Career Kick Return Stats

YEAR	G/GS	NO	YDS	AVG	TD	LP/OPPONENT
2001	9/1	8	190	23.8	0	33/Louisiana Tech

The Players

2003 Auburn Football



#43 Gerald Williams

5-9 • 186 • So. • SQ • CB
Columbus, Ga. (Carver)

2002: Saw time against Western Carolina and Louisiana-Monroe.

2001: Walked on the team and redshirted.

HIGH SCHOOL: Named to the All-Bi-City team as a defensive back ... An all-area and all-region selection ... Coached by Wallace Davis ... Attended the same high school as Lamel Ages.

PERSONAL: Born March 13, 1983 ... Son of Ivory and Gerald Williams ... Full name is Gerald Dewayne Williams ... Majoring in Textile Management.

ABOUT GERALD: Most Memorable Football Experience: Talking to middle school kids about football ... Best Talent Outside of Football: Teaching ... Hobbies: Reading the Bible and worship.



#51 Travis Williams

6-1 • 209 • So. • 1L • LB
Columbia, S.C. (Spring Valley)

2003: Named the team's Most Improved Linebacker by the coaching staff after spring drills ... Listed as the first-team weak side linebacker heading into two-a-days.

2002: Part of the playing rotation at linebacker ... Played in all 13 games ... Forced a fumble and had four tackles against Louisiana-Monroe ... Finished with two tackles against Ole Miss ... Intercepted a pass late in the fourth quarter against Mississippi State ... Two tackles against Vanderbilt.

2001: Redshirted

HIGH SCHOOL: Holds the Spring Valley school record for most tackles in a season (160) and most solo tackles in one game (17) ... Also had five sacks and caused four fumbles as a senior ... As a junior, registered 137 tackles, 19 tackles for loss and two sacks ... Set school record for most solo tackles in a season (110) ... Also holds his high school career record with 297 tackles ... Named the Most Valuable Player of the South

Carolina North-South All-Star Game ... First-team all-state ... Two-time all-region selection ... Area Defensive Most Valuable Player ... All-Power Bar Team for the South ... One of the top 20 players in South Carolina according to *SuperPrep Magazine* ... High School Coach: Jimmy Noonan ... Lettered three years in basketball and



four years in track.

PERSONAL: Born January 20, 1983 in Columbia, S.C. ... Son of David and Cathy Williams ... Cousin of Philadelphia Eagles running back Duce Staley ... Full name is Travis Stephon Williams.

ABOUT TRAVIS: Favorite NFL Player: Terrell Owens ... Best Talent Outside of Football: Talking to kids ... Best Football Advice I Have Received: The storm will be over soon ... Hobbies: Playing video games.

T. Williams' Career Defensive Stats

YEAR	G/GS	TT	UT	AT	TFL-YDS	QBS-YDS	FF/FR	PD	INT-YDS
2002	13/0	9	3	6	1-1	0-0	1/0	0	1-7

DATE	OPPONENT	TT	UT	AT	TFL-YDS	QBS-YDS
9/2/02	at USC	0	0	0	0-0	0-0
9/7/02	WESTERN CAROLINA	0	0	0	0-0	0-0
9/14/02	VANDERBILT	2	0	2	0-0	0-0
9/19/02	at Mississippi State	0	0	0	0-0	0-0
9/28/02	SYRACUSE	1	0	1	1-1	0-0
10/12/02	ARKANSAS	0	0	0	0-0	0-0
10/14/02	at Florida	0	0	0	0-0	0-0
10/19/02	LSU	0	0	0	0-0	0-0
11/02/02	at Ole Miss	2	1	1	0-0	0-0
11/09/02	LOUISIANA-MONROE	4	2	2	0-0	0-0
11/16/02	GEORGIA	0	0	0	0-0	0-0
11/23/02	at Alabama	0	0	0	0-0	0-0
1/1/03	vs. Penn State	0	0	0	0-0	0-0



#18 Philip Yost

6-2 • 187 • Jr. • 2L • K
Auburn, Ala. (Auburn)

2003: Named the Special Teams MVP of the A-Day game after connecting on field goals from 46, 24, and 45 yards ... Made 18-of-23 attempts including 8-of-11 from 40 yards or more and connected on four field goals of 50 yards or more during spring scrimmages.

2002: Made two extra-point attempts against Ole Miss ... Made four extra-point attempts and a 19-yard field goal against LSU ... Made his only extra point attempt against Western Carolina ... Kicked off against Syracuse and five of six were touchbacks ... Named the Coaches' Special Teams Player of the Week following his performance against Syracuse ... Named the Special Teams Most Valuable Player of the A-Day game.

2001: Kicked off in three games during the season.

2000: Redshirted.

HIGH SCHOOL: *USA Today* First-Team All-American ... *Prep Star* All-American ... *Florida Bluechips Report* Super Southern All-



The Players

2003 Auburn Football

Region ... *Rivals100.com* "Top 100" ... Selected to play in the Alabama-Mississippi All-Star game ... Connected on 11 of 15 field goals with a long field goal of 52 yards ... Made all extra-point attempts and 87 percent of kick-offs went for touchbacks ... Did not use a tee in high school ... Attended National Kicking Service Camp outside of Atlanta and won the long kick competition with a 61 yard field goal and won the camp's Most Valuable Kicker Award ... Most Valuable Kicker at Dick Pierce Kicking Camp in Kent, Ohio ... As a junior was 4-of-7 on field goal attempts with a long field goal of 47 yards ... Was a three-year starter ... High School Coach: Bill McCall.

PERSONAL: Full name is Philip Ray Yost ... Born July 19, 1981 ... Son of Danny and Brenda Yost ... Majoring in Business Administration.

ABOUT PHILIP: Hobbies: Golf ... Best Talent Outside of Football: Golf or soccer ... Favorite Movie: *We Were Soldiers* ... Pre-game Rituals: Get a Pay-Day from my mom and Laffy Taffy from my girlfriend ... Celebrity I Would Most Like to Meet: Billy Graham.

Yost's Career Kicking Stats

YEAR	FG-A	0-19	20-29	30-39	40-49	50+	PAT	Pts
2002	1-3	1-1	0-0	0-1	0-1	0-0	7-7	10



#10

Donnay Young

6-0 • 198 • Jr. • 2L • FS
College Park, Ga. (North Clayton)

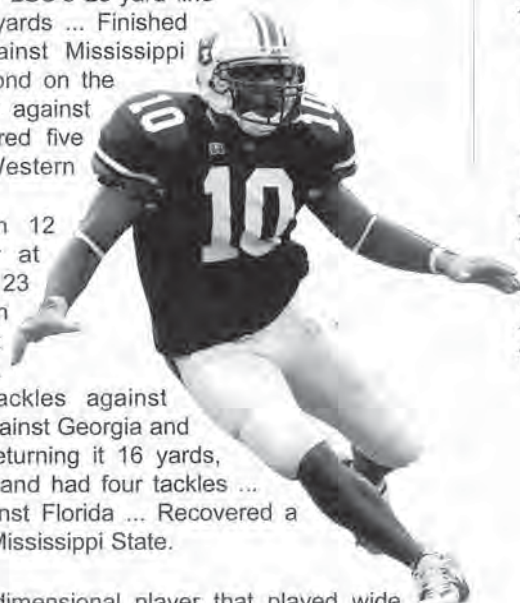
2003: Listed as the first-team free safety after spring drills.

2002: Part of the playing rotation at safety ... Played in all 13 games ... Finished with three tackles against Louisiana-Monroe ... Named the Coaches' Special Teams Player of the Week following his performance against Ole Miss on kickoff and punt returns ... Intercepted a pass on LSU's 28-yard line and returned it nine yards ... Finished with two tackles against Mississippi State ... Tied for second on the team with six tackles against Vanderbilt ... Registered five tackles against Western Carolina.

2001: Played in 12 games, starting four at free safety ... Totaled 23 tackles on the season ... Registered eight tackles against LSU ... Finished with six tackles against Alabama ... Started against Georgia and intercepted a pass, returning it 16 yards, broke up two passes and had four tackles ... Forced a fumble against Florida ... Recovered a blocked punt against Mississippi State.

2000: Redshirted.

HIGH SCHOOL: Multi-dimensional player that played wide receiver, defensive back and kicked, punted and returned kicks



in high school ... Caught 22 passes for 802 yards and eight touchdowns and rushed for 258 yards ... Recorded 68 tackles, nine broken up passes and three interceptions, returning two for touchdowns as a senior ... Made two field goals, was 10-of-10 on extra points and averaged 38 yards per punt ... Totaled 268 return yards as a senior ... All-Clayton County as a receiver and defensive back ... First-team all-area at defensive back ... All-State Honorable Mention selection ... *Prep Star* All-Region ... One of the top 25 players in the state of Georgia according to *SuperPrep Magazine* ... High School Coach: Don Shockley ... Four-year letterman in basketball and track.

PERSONAL: Born June 25, 1982 in College Park ... Full name is Donnay Terrell Young ... Son of Wanda and Ulysses Young ... Father, Ulysses played professionally for the N.Y. Giants and the Toronto Roughriders of the Canadian Football League ... Majoring in Public Administration.

ABOUT DONNAY: Favorite Movie: "Scarface" ... Person I Pattern My Game After: Rod Woodson ... Best Talent Outside of Football: Playing soccer and Playstation ... Most Memorable Football Experience: Winning the middle championship and intercepting a pass in my first year of playing organized football when I was 14 ... People Would Be Surprised to Know That: I am always hungry. I eat food all day.

Young's Career Defensive Stats

YEAR	G/GS	TT	UT	AT	TFL-YDS	QBS-YDS	FF/FR	PD	INT-YDS
2001	12/4	23	17	6	0-0	0-0	1/0	1	0-0
2002	13/0	21	10	11	0-0	0-0	0/0	0	1-9
Totals	23/4	44	27	17	0-0	0-0	1/0	1	1-9

DATE	OPPONENT	TT	UT	AT	PD	INT-YDS
9/1/01	BALL STATE	1	1	0	0	0-0
9/8/01	OLE MISS	1	1	0	0	0-0
9/22/01	at Syracuse	0	0	0	0	0-0
9/29/01	at Vanderbilt	1	1	0	0	0-0
10/6/01	MISSISSIPPI STATE	2	1	0	0	0-0
10/13/01	FLORIDA	0	0	0	0	0-0
10/20/01	LOUISIANA TECH	0	0	0	0	0-0
10/27/01	at Arkansas	0	0	0	0	0-0
11/10/01	* at Georgia	4	4	0	1	1-16
11/17/01	* ALABAMA	6	5	1	0	0-0
12/01/01	* at LSU	8	3	5	0	0-0
12/31/01	* vs. N. Carolina (Peach)	2	2	0	0	0-0

DATE	OPPONENT	TT	UT	AT	PD	INT-YDS
9/2/02	at USC	0	0	0	0	0-0
9/7/02	WESTERN CAROLINA	5	1	4	0	0-0
9/14/02	VANDERBILT	6	4	2	0	0-0
9/19/02	at Mississippi State	2	0	2	0	0-0
9/28/02	SYRACUSE	1	1	0	0	0-0
10/12/02	ARKANSAS	1	1	0	0	0-0
10/19/02	at Florida	0	0	0	0	0-0
10/26/02	LSU	2	0	2	0	1-9
11/02/02	at Ole Miss	0	0	0	0	0-0
11/09/02	LOUISIANA-MONROE	3	2	1	0	0-0
11/16/02	GEORGIA	0	0	0	0	0-0
11/23/02	at Alabama	0	0	0	0	0-0
1/1/03	vs. Penn State	1	1	0	0	0-0

The Players

2003 Auburn Football

2003 Auburn Signees

Cole Bennett	TE	6-5	230	Dalton, GA (Dalton)
Kody Bliss	P	5-11	175	Brentwood, TN (Brentwood Academy)
Jarrold Britt	L	6-4	274	Powder Springs, GA (McEachern)
Eric Brock	DB	6-1	180	Alexander City, AL (Benjamin Russell)
Montavian Collier	LB	6-2	218	Opelika, AL (Opelika)
Courtney Denson	QB	6-0	180	Miami, FL (Central)
Tez Doolittle	FB	6-3	260	Opelika, AL (Opelika)
Tim Duckworth	L	6-4	292	Taylorville, MS (Taylorville)
King Dunlap	L	6-7	275	Brentwood, TN (Brentwood Academy)
Bruce Edwards	WR	5-10	165	Columbus, MS (Columbus)
Quentin Groves	L	6-4	235	Greenville, MS (Weston)
Marques Gunn	L	6-4	220	Alexander City, AL (Benjamin Russell)
David Irons	DB	6-1	185	Dacula, GA (Dacula/Butler County)
Doug Langenfeld	L	6-3	247	Moncks Corner, S.C. (Bradley/Reedley College (Ca.))
Patrick Lee	DB	6-0	180	Miami, FL (Christopher Columbus)
Kelcy Luke	QB	6-1	188	Phenix City, AL (Central HS)
Stanley McClover	L	6-4	236	Ft. Lauderdale, FL (Dillard)
Carl Stewart	RB	6-2	207	Alcoa, TN (Maryville HS)
Rudy Taylor	L	6-1	250	Hollywood, FL (Chaminade)
Josh Thompson	L	6-1	295	Statesboro, GA (Statesboro)
John Vaughn	K	6-1	175	Brentwood, TN (Brentwood Academy)
Kevin Williams	TE	6-7	270	Sebastian, FL (Sebastian River)

Cole Bennett

TE, 6-5, 230, Dalton, GA (Dalton)

High School Coach: Ronnie McClurg

HIGH SCHOOL: Finished senior season with 20 catches for 264 yards and four touchdowns ... Also registered 28 tackles, two fumble recoveries, one interception and five sacks playing outside linebacker ... Atlanta Journal Constitution Georgia Top 50 ... Georgia 4A all-state honorable mention ... As a junior, caught 38 passes for 640 yards and six touchdowns and had 20 tackles, four sacks and one fumble recovery on defense ... Four-year starter ... Led Dalton to a 13-2 record and a berth in the class 4A state title game as a junior ... Three-time all-area selection by the *Daily Citizen-News* ... *Chattanooga Times* Best of the Preps First-Team Offense ... Also lettered three years in basketball and track ... Won the regional high jump title ... 2002 Georgia Hall of Fame Scholar-Athlete Award ... AP Scholar, 2002 ... Member of the National Honor Society ... **PERSONAL:** Born March 14, 1984 ... Son of Jim and Teresa Bennett ... Full name is Cole Wesley Bennett.

Kody Bliss

P, 5-11, 175, Brentwood, TN (Brentwood Academy)

High School Coach: Carlton Flatt

HIGH SCHOOL: Averaged 46.9 yards per punt and landed 10 punts inside the five-yard line as a senior ... Finished season with a 44.0 net average on punts ... Helped lead Brentwood to a 9-3 record and a berth in the Division II, class 3A championship game as a senior ... Averaged 52 yards per punt as a junior and had three punts of 70 yards or longer ... Sent 91 percent (54-of-60) of kickoffs

into end zone ... Served as the team's long field goal kicker ... Made a 61-yard field goal as a junior ... Mr. Football Kicker of the Year finalist voted by The Tennessean ... Selected to the *The Tennessean* all-midstate team ... First-Team Division II all-state selection as a senior ... Named to the Associated Press all-state first-team for all divisions ... One of the top five kickers in Tennessee according to the *Knoxville News Sentinel* ... Started four years in wrestling and soccer ... **PERSONAL:** Full name is Kody Andrew Bliss ... Born February 21, 1985 ... Son of Linda and Bill Bliss ... Played at the same high school as current Auburn players Taylor Bourgeois and Jake Slaughter.

Jarrold Britt

L, 6-4, 274

Powder Springs, GA (McEachern)

High School Coach: Jimmy Dorsey

HIGH SCHOOL: Three-year starter on the offensive line ... Averaged eight pancakes a game as a senior ... Helped lead McEachern to an 8-3 record ... Named to the *Orlando Sentinel* All-Southern Team ... Graded at over 90 percent as a junior ... *PrepStar* All-American ... *Atlanta Journal Constitution* Georgia Top 50 ... SuperPrep All-American ... One of the top ten players in Georgia according to *SuperPrep* ... Georgia 5A all-state selection ... *Atlanta Journal Constitution* Super Southern 100 ... Rated one of the top eight guards nationally by ESPN.com/Tom Lemming ... Also competes in wrestling ... **PERSONAL:** Born May 13, 1985 ... Son of Don and Suzan Britt and Lisa Britt ... Full name is Jarrod Langley Britt.

Eric Brock

DB, 6-1, 180, Alexander City, AL (Benjamin Russell)

High School Coach: Willie Carl Martin

HIGH SCHOOL: Finished with 84 tackles, six interceptions and blocked four punts as a senior ... Returned one interception for a touchdown ... Also caught 25 passes for 515 yards and six touchdowns on offense ... Intercepted eight passes and totaled 68 tackles and caught 10 passes for 120 yards and two touchdowns as a junior ... Helped lead Benjamin Russell to a 13-2 record and 5A state championship as a junior and a 10-3 record as a senior ... *PrepStar* all-region selection ... Alabama Sports Writers class 5A all-state selection ... **PERSONAL:** Born April 4, 1985 ... Son of Helen and Jimmy Brock.

Montavian Collier

LB, 6-2, 218, Opelika, AL (Opelika)

High School Coach: Spence McCracken

HIGH SCHOOL: Played football for the first time as a senior ... Finished senior season with 74 tackles, five tackles for loss, four interceptions including one returned 40 yards for a touchdown, and seven broken up passes ... Helped lead Opelika to a 12-1 record and a berth in the third round of the 6A playoffs ... Named to the *Opelika-Auburn News* all-area team ... Concentrated on basketball as a sophomore and junior ... Averaged 15 points, nine rebounds and four steals per game as a junior ... As a senior averaged 13 points, nine rebounds, three assists and three steals for one of the top ten teams in the state ... **PERSONAL:** Played at same high school that produced current Auburn players Lemarcus Rowell, T.J. Jackson and Will Herring ... Born December 8, 1984 ... Son of Cheryl Collier.

Courtney Denson

QB, 6-0, 180, Miami, FL (Central)

High School Coach: Anthony Saunders

HIGH SCHOOL: Started at quarterback at Central as a junior and senior ... Threw for 1,905 yards and 21 touchdowns and ran for 615 yards and 12 scores as a senior ... As a junior, threw for 1,885 yards and 21 touchdowns and ran for 400 yards ... Led Central High School to a 10-2 record as a senior ... Named the Dade County Most Valuable Player and the Dade County Offensive Player of the Year ... The Miami Dolphins/NBC6 High School Player of the Year ... Selected to play in the Dade/Broward All-Star game and rushed for 106 yards on six carries ... Florida 6A all-state second-team selection ... *Florida Times Union* Super 75 and rated the top quarterback in Florida ... *SuperPrep* All-American ... One of the top 10 quarterbacks nationally according to *SuperPrep* ... *Orlando Sentinel* Florida Top 100 ... *PrepStar* All-American ... **PERSONAL:** High school teammate of cur-

The Players

2003 Auburn Football

rent Auburn player Mike Sherill ... Born February 25, 1985 ... Son of Robin Austin.

Tez Doolittle

FB, 6-3, 260, Opelika, AL (Opelika)
High School Coach: Spence McCracken

HIGH SCHOOL: Played both defensive tackle and fullback in high school ... Rushed for 860 yards and 13 touchdowns on 173 carries as a senior ... Helped lead Opelika to a 12-1 record and a berth in the third round of the 6A playoffs ... Saw limited time on defense and totaled 25 tackles, five tackles for loss and 11 quarterback pressures ... *Birmingham News Super All-State* and first-team 6A selection ... *ASWA Super All-State* and 6A all-state selection ... *PrepStar All-American* ... *Atlanta Journal Constitution Super Southern 100* ... *SuperPrep All-American* ... Rated as one of the top four players in Alabama by *SuperPrep* ... Rated the number five defensive end nationally by ESPN.com/Tom Lemming ... *Tampa Tribune Best of the South Honorable Mention* ... Named to the *Opelika-Auburn News* all-area team ... As a junior, registered 86 tackles, 24 tackles for loss, 50 quarterback pressures and six sacks and recovered one fumble which he returned 43 yards for a touchdown ... Rushed for 224 yards on 48 carries and scored nine touchdowns ... **PERSONAL:** Played at same high school that produced current Auburn players Lemarcus Rowell, T.J. Jackson and Will Herring ... Born December 18, 1984 ... Son of Beverly Doolittle-Hill and Moses Wynn.

Tim Duckworth

L • 6-4 • 292 • Taylorsville, MS (Taylorsville)
High School Coach: Shannon White

Resigned in 2003 upon qualification ... **HIGH SCHOOL:** Played both offensive and defensive line ... As a senior, tallied 52 tackles, seven sacks, two fumble recoveries and caused a fumble ... Also registered more than 30 pancakes on offense ... Four-year starter on offensive line ... *Clarion-Ledger All-State* selection ... *Orlando Sentinel All-Southern Team Honorable Mention* ... *Atlanta Journal Constitution Super Southern 100* ... *CNN.com* and *The Insiders Top 101* ... *SuperPrep Magazine All-American* ... *Prep Star All-American* ... Ranked as one of the top 15 offensive linemen in the nation by *Rivals100.com* ... Also plays center on basketball team ... **PERSONAL:** Played at same high school as Auburn quarterback Jason Campbell ... Son of Dorthy and Charles Duckworth ... Born September 14, 1982.

King Dunlap

L, 6-7, 275, Brentwood, Tenn.
(Brentwood Academy)
High School Coach: Carlton Flatt

HIGH SCHOOL: Averaged eight pancakes a

game and allowed only one sack as a senior ... Also played defensive end and finished the season with 51 solo tackles, five sacks and 10 broken up passes ... Helped lead Brentwood to a 9-3 record and a berth in the Division II, class 3A championship game as a senior ... Won the Tennessee Mr. Football Lineman of the Year Award for Division II-AAA ... Selected to The Tennessean all-midstate team ... A Tennessee Sports Writers first-team division II all-state selection ... Named to the Associated Press all-state first-team for all divisions ... *Knoxville News Sentinel Tennessee Top 25* ... Also plays basketball and averaged 15 points, eight rebounds and two blocks a game as a junior ... **PERSONAL:** Full name is King David Dunlap, V ... Son of King and Robin Dunlap ... Father played football at Tennessee State and spent three seasons in the NFL ... Born September 9, 1985 ... Played at the same high school as current Auburn players Taylor Bourgeois and Jake Slaughter.

Bruce Edwards

WR, 5-10, 165, Columbus, MS (Columbus)
High School Coach: Roy McCrory

HIGH SCHOOL: Had 1,045 all purpose yards as a senior, catching 25 passes for 404 yards, and seeing time at quarterback, rushing 39 times for 410 yards ... Played cornerback on defense ... Totaled 24 receptions and eight touchdowns and averaged 21.3 yards per catch as a junior ... Two-time all-area and all-district team ... Hit .411 and stole 41 bases as a junior in baseball ... Two-time *Collegiate Baseball All-American* ... Selected to the *TPX Louisville Slugger All-American* ... Member of the 4x100 relay that won the 2002 state championship ... Member of the National Honor Society ... **PERSONAL:** Son of Alex and Flora Edwards ... Born September 23, 1984 ... Full name is Bruce Dewayne Edwards.

Quentin Groves

L, 6-4, 235, Greenville, MS (Weston)
High School Coach: Phil Short

HIGH SCHOOL: Finished senior season with 86 tackles, 22 sacks and three fumble recoveries ... Also played tight end and caught three passes for 175 yards and two touchdowns ... Totaled 89 tackles, 15 sacks, one interception and forced seven fumbles as a junior ... A four-year starter for Weston ... *USA Today All-USA* second-team selection ... *PrepStar All-Region* selection ... *Orlando Sentinel Super Southern 100* ... Rated the nation's third best defensive end nationally by ESPN.com/Tom Lemming ... *ESPN.com/Tom Lemming Top 100* ... *SuperPrep all-region* selection ... *Clarion Ledger Dandy Dozen* ... *Clarion Ledger All-State* selection ... Also plays basketball, competes in the discus and long jump in track and is a member of the power lifting team ... **PERSONAL:** Born July 5, 1984 ... Son of Barbara and Bennett Groves.

Marques Gunn

L, 6-4, 220, Alexander City, AL
(Benjamin Russell)
High School Coach: Willie Carl Martin

HIGH SCHOOL: Recorded 123 tackles and 20 sacks as a senior defensive end ... Helped lead Benjamin Russell to a state championship as a junior and a 9-3 record as a senior ... *Birmingham News* class 5A all-state selection ... *Alabama Sports Writers Association* class 5A all-state selection ... Finished with 110 tackles and 15 sacks as a junior ... Also competes in wrestling ... **PERSONAL:** Full name is Marques LaRoy Gunn ... Born November 22, 1983 ... Son of Lisa and James Daniels.

David Irons

DB, 6-1, 185, Dacula, GA
(Dacula/Butler County)
Junior College Coach: Troy Morrell
High School Coach: Kevin Maloof

JUNIOR COLLEGE: Helped lead Butler County to a 10-2 record and a conference championship and a final ranking of seventh in the NJCAA poll ... As a sophomore, totaled 45 tackles, two interceptions, 11 broken up passes and forced two fumbles ... Named to the all-conference second-team ... **HIGH SCHOOL:** Missed three games with injuries, but ran for 700 yards and 10 touchdowns and caught 15 passes for 204 yards and two touchdowns as a senior ... As a junior, rushed for 1,349 yards and 18 touchdowns while leading Dacula to an 11-2 record ... Rushed for 247 yards on nine carries and four touchdowns in one game ... Caught 19 passes for over 300 yards and six touchdowns ... *PrepStar All-American* ... One of the top 30 players in Georgia by *SuperPrep Magazine* ... Also ran track and was the region champion in the 200m and 400m as a junior ... **PERSONAL:** Born October 9, 1982 ... Son of former Detroit Lions running back David Irons ... Grandfather is former Oakland Raider linebacker Gerald Irons.

Doug Langenfeld

L, 6-3, 247, Moncks Corner, S.C.
(Bradley/Reedley College (Ca.))
Junior College Coach: Michael White

JUNIOR COLLEGE: Registered 83 tackles and 16.5 sacks as a sophomore ... Helped lead Reedley to a 12-0 record and the California State Community College Football Championship ... Third-team JC Grid-Wire All-American ... All-California first-team ... Named to the *SuperPrep JUCO 100* ... As a freshman, totaled 40 tackles and six sacks ... **HIGH SCHOOL:** Lettered three years at Bradley High School ... **PERSONAL:** Born June 25, 1980 ... Son of Jeanette Langenfeld.

The Players

2003 Auburn Football

Patrick Lee

DB, 6-0, 180, Miami, FL

(Christopher Columbus)

High School Coach: Chris Merritt

HIGH SCHOOL: Started two seasons at safety ... Finished senior season with 70 tackles, five broken up passes, three interceptions, two fumble recoveries and two blocked kicks ... Returned one interception 75 yards for a touchdown ... Also returned 14 kickoffs for 256 yards including one for an 85-yard touchdown ... *SuperPrep Magazine* All-Dixie Team ... *Florida Times Union* Super 75 ... Named one of the top five cornerbacks in Florida by the *Florida Times Union* ... Second-Team All-Dade County selection ... Also competed in track and won the state championship in the long jump with a leap of 23'10" ... **PERSONAL:** Son of David and Marlene Lee ... Born February 20, 1984.

Kelcy Luke

QB, 6-1, 188, Phenix City, AL (Central HS)

High School Coach: Ron Nelson

HIGH SCHOOL: Finished career with 3,456 passing yards and 31 touchdowns and ran for 899 yards and 11 more scores... As a senior, threw for 1,636 yards and 15 touchdowns and ran for 388 yards and three touchdowns ... Led team to a 11-2 record as a senior...Passed for 960 yards and seven touchdowns and rushed for 302 yards as a junior ... Three year starter who led team to a 29-7 record and to the playoffs all three seasons... Named to the *Opelika-Auburn News* all-area team ... *Birmingham News* Super Senior...Alabama Sports Writers Super All-State selection...ASWA 6A first-team all-state selection... *Birmingham News* 6A First Team all-state...*SuperPrep* all-region selection ...ASWA Mr. Football candidate...Two-time Bi-City Most Valuable Offensive Player ... *PrepStar* all-region selection ... **PERSONAL:** Brothers Nick and Triandos Luke play for the University of Alabama ... Full name is Kelcy Jamal Luke ... Born and June 28, 1985 ... Son of Bradley and Patsy Luke.

Stanley McClover

L, 6-4, 236, Ft. Lauderdale, FL (Dillard)

High School Coach: Rodney Gray

HIGH SCHOOL: Totaled 102 tackles including 91 solo stops as a senior ... Tied for the Broward County lead with 22 sacks ...Named to the Broward all-county first-team and the Florida Sports Writers 6A all-state second-team ...Helped lead Dillard to a berth in the regional semifinals ... Finished junior season with 100 tackles and 13 sacks and selected to the all-county team and all-state second-team ...*Florida Times Union* Super 75 and rated the top defensive end in the state ... Played in the CaliFlorida Bowl ... *SuperPrep* All-American ... *Orlando Sentinel* Top 100 ... *Atlanta Journal*

Constitution Super Southern 100 ... *PrepStar* All-American ... **PERSONAL:** Played at same high school that produced current Auburn safety Junior Rosegreen and former Auburn players Charles Dorsey, Frank Sanders, James Bostic, Brian Robinson and Calvin Jackson ... Born December 16, 1984 ... Son of Angela Burns and Stan McClover.

Carl Stewart

RB, 6-2, 207, Alcoa, TN (Maryville HS)

High School Coach: George Quarles

HIGH SCHOOL: Rushed for 1,585 yards on 172 carries and a school-record 28 touchdowns as senior ... Helped lead Maryville to its third consecutive Class 4A state championship as a senior ...Rushed for 173 yards on 23 carries in the state championship en route to being named the game's Most Valuable Player ... Scored 21 touchdowns and totaled 1430 yards rushing as a junior...Finished career with 3,491 yards and 50 touchdowns ... Named the Tennessee Class 4A Mr. Football Back of the Year ...Tennessee Sports Writers class 4A first-team all-state ...Associated Press all-state first-team for all divisions ... *Orlando Sentinel* All-Southern Team ... Rated the ninth best running back in the nation by ESPN/Tom Lemming... *PrepStar* all-region honorable mention selection ... *Knoxville News Sentinel* Tennessee Top 25 ... Also competes in the decathlon and sprints on the track team ... Finished fifth in the state in the decathlon as junior ... **PERSONAL:** Born May 30, 1985 ... Son of Marjorie and Dexter Stewart ... Full name is Carl Douglas Stewart.

Rudy Taylor

FB, 6-1, 250, Hollywood, FL (Chaminade)

High School Coach: Mark Guardolo

HIGH SCHOOL: Finished senior season with 125 tackles including 15 tackles for loss, three sacks and an interception while playing linebacker ...Helped lead Chaminade to a 14-1 record and a berth in the Florida class 2A finals ... Florida Sports Writers Association class 2A second-team all-state selection ... All-Broward County selection ... As a junior, totaled 125 tackles, 12 tackles for loss and three sacks ... Also wrestles and finished ninth in the state as a junior in the 215-pound class ... Also plays baseball and hit .343 as a junior ... **PERSONAL:** Born June 6, 1984.

Josh Thompson

L, 6-1, 295, Statesboro, GA (Statesboro)

High School Coach: Howard "Buzz" Busby

HIGH SCHOOL: Played noseguard, defensive end and linebacker as a senior ... Finished the season with 99 tackles, seven tackles for loss and four sacks ... Also played tight end and handled place-kicking duties, connecting on 28-of-31 extra points ... Totaled 100 tackles, 20 tackles for loss and 10.5 sacks

as a junior ... Two-time Georgia class 4A all-state selection ... *Atlanta Journal Constitution* Georgia Top 50 ... Led his team to a state championship as a junior ...*PrepStar* all-region selection ...Statesboro Police Department Cops-n-Jocks "Role Model of the Year" ... Competes in power lifting and was the state weight lifting champion as a sophomore and junior ...Member of the National Honor Society ... **PERSONAL:** Born March 15, 1985 ... Son of Georgette and Eric Thompson ... Full name is Joshua Eric Thompson.

John Vaughn

K, 6-1, 175, Brentwood, TN

(Brentwood Academy)

High School Coach: Carlton Flatt

HIGH SCHOOL: Connected on 39-of-44 field goals and 137-of-142 point after attempts in his career... Made seven-of-nine field goals as a senior ...Made 39-of-41 field goals inside the 50 and never missed inside 39 yards ... Ranked fourth nationally in career field goals with 39 ... Broke Tennessee record for career field goals with 39... Helped lead Brentwood to a 9-3 record and a berth in the Division II, class 3A championship game as a senior ... A four-year starter ... Two-time Tennessee Sports Writers first-team Division II all-state selection... Named to the Associated Press all-state second-team for all divisions... Selected to *The Tennessean* all-midstate team as a junior and senior ...One of the top five kickers in Tennessee according to the Knoxville News Sentinel ...A five-year starter on the soccer team ... **PERSONAL:** Son of Julia and Mark Vaughn ... Born June 15, 1984 ... Played at the same high school as current Auburn players Taylor Bourgeois and Jake Slaughter.

Kevin Williams

TE, 6-7, 270, Sebastian, FL


(Sebastian River)

High School Coach: Randy Bethel

HIGH SCHOOL: Totaled 86 tackles, eight sacks and 14 tackles for loss during senior season ... Helped lead team to a 7-4 record and a berth in the regional quarterfinals ... As a junior, finished with 83 tackles and four sacks ... *Florida Times Union* Super 75 ... Florida Sports Writers Association 3A all-state second-team selection ... *Orlando Sentinel* Florida Top 100 ... *PrepStar* all-region selection ... *Florida Today* All-Space Coast selection ... Four-year starter on the basketball team ... Also competes in the shot put and discus for the track team ... **PERSONAL:** Born May 26, 1985 ... Son of Barbara Williams ... Full name is Kevin Tyrell Williams.

Coaching Staff

Head Coach Tommy Tuberville	94-101
Gene Chizik	102
Don Dunn	103
Steve Ensminger	104
Eddie Gran	105
Greg Knox	106
Phillip Lolley	107
Hugh Nall	108
Terry Price	109
Joe Whitt	110
Support Staff	111-112



Head Coach Tommy Tuberville

2003 Auburn Football



Tommy Tuberville has revitalized Auburn's tradition-rich program and guided the Tigers back among the nation's elite during his tenure as head coach.

As Tuberville enters his fifth season, the level of excitement and anticipation among the Auburn faithful are at an all-time high, proof that the Tigers' head coach has been successful in rebuilding and energizing the Auburn program.

The season before Tuberville's arrival, Auburn finished with a dismal 3-8 overall record and a last place finish in the SEC Western Division. In four seasons, Tuberville guided the program back to the top of the league standings, leading Auburn to three consecutive Western Division titles including an outright championship in 2000 and co-championships in 2001 and 2002. Under his direction, the Tigers have made three consecutive bowl appearances including two New Year's Day bowl appearances in three years. Auburn has also finished ranked among the nation's top 20 in two of the last three seasons.

In 2002, Tuberville accomplished perhaps his most masterful coaching feat. His Tigers, picked to finish near the bottom of the league standings, overcame an injury to leading rusher Carnell Williams at the midpoint of the season to win five of their last six games including three wins over top-ten opponents. Auburn concluded the season with a 9-4 record and consecutive victories over ninth-ranked Alabama and 10th-ranked Penn State in the Capital One Bowl. Auburn defeated Alabama 17-7 in Tuscaloosa despite not having the services of running back Ronnie Brown who was a 1000-yard rusher for the Tigers in 2002.

Time and time again during the season, when prognosticators counted the Tigers out, Tuberville and his Auburn team responded with huge wins en route to finishing the year with a number 14 national ranking, its highest since 1997.

When Tuberville arrived at Auburn, he told a packed room of media and fans at his opening press conference, "Auburn is the kind of place where you can win championships and we plan on doing just that."

In his second season, he delivered on the promise, guiding the

Tigers to a SEC Western Division title and a 9-4 record including an undefeated 7-0 mark at home. Auburn played in the Capital One Florida Citrus Bowl, its first New Year's Day Bowl game since 1995 and finished the season with a No. 18 ranking by the Associated Press.

In 2001, Tuberville lead Auburn to its second division title as the Tigers tied for the SEC Western Division Championship. He accomplished the feat with a team that had lost over 90 percent of its offense and was comprised of over 70 percent of freshmen and sophomores.

Tuberville began building the foundation for success in his first season at Auburn. Although the Tigers finished with a 5-6 record in 1999, Tuberville revived excitement in the Auburn football program through his coaching style which includes fake field goals, fake punts, reverses and other trick plays. He was also instrumental in uniting factions within the Auburn community.

Progress and growth have been the staples in Tuberville's five seasons at Auburn. Always with an eye to the future, he has spearheaded efforts to upgrade and improve Auburn's football facilities. Since Tuberville took over the program in November, 1998, the Tigers have seen their stadium locker room rebuilt making it one of the finest game-day facilities in the country. An assembly center and the Tiger Walk Plaza were completed in time for the 2001 season. And, a 14,000 square foot weight room and a state-of-the-art training rehabilitation facility was completed in 2001.

Tuberville understands the process and commitment it takes to build a successful program. Coaching stops at perennial college football powers University of Miami and Texas A&M and a four-year head coaching stint at the University of Mississippi gave him the background in building and maintaining a successful program.

While at Ole Miss from 1995-98, Tuberville posted a 25-20 record. Inheriting a Rebel program plagued by NCAA sanctions and probation, he guided Ole Miss to a winning record in his first season in 1995, despite having just 61 players on scholarship. He did not have a full compliment of scholarship players to work with in any of his four years at Ole Miss.

By the time he had three recruiting classes under his belt, Tuberville led Ole Miss to an 8-4 mark and a victory in the inau-



Tommy and Suzanne Tuberville with sons Tucker and Troy.

Head Coach Tommy Tuberville

2003 Auburn Football

gural Motor City Bowl in 1997. His efforts earned him Associated Press SEC Coach of the Year Honors and *American Football Quarterly* magazine selected him as runner-up for its Schutt Sports Coach of the Year honor.

"You can't be around the Southeastern Conference over the last several years and not be impressed with the job Tommy Tuberville has done at Ole Miss," Auburn athletic director David



Housel said after Tuberville's hiring. "At a time when most expected the Ole Miss program to be down due to scholarship sanctions, he not only kept the program competitive, he won.

"Tommy is one of the most sought after young coaches in America," Housel said. "We are extremely happy he is coming here to build on our tradition and establish Auburn as a football power into the next century."

Prior to becoming head coach at Ole Miss, Tuberville served as

defensive coordinator and linebackers coach at Texas A&M for one season. In 1994, he helped lead the Aggies to a 10-0-1 record and No. 8 final ranking by the Associated Press. Under his direction, the Aggie defense finished fourth nationally in scoring defense (13.1 ppg), fifth in total defense (265.5 ypg) and sixth in rushing defense (92.4 ypg).

Tuberville served as a member of the University of Miami staff for eight seasons from 1986-93, taking over as defensive coordinator in 1993.

While serving on the staffs of Jimmy Johnson and Dennis Erickson at Miami, Tuberville was a defensive coach on teams which won three national championships, posted an 87-9 record and played in nine consecutive New Year's Day bowls.

As defensive coordinator for the Hurricanes in 1993, Tuberville directed a Miami defense which was ranked No. 3 nationally in scoring defense (12.6 ppg) and No. 5 nationally in pass defense (91.15 ypg).

Tuberville began his collegiate coaching career at Arkansas State in 1980, coaching various segments of the Indians' defense over the next five seasons. During a five-year stay at Arkansas State, Tuberville coached defensive backs, noseguards and linebackers. During his final year at ASU, the Indians advanced to the second round of the NCAA Division 1-AA playoffs.

He began his coaching career at Hermitage (Ark.) High School where he spent two years as an assistant and two as a head coach. After three straight four-win seasons, Tuberville guided HHS to a 7-3 mark in 1979 before moving to Arkansas State.

A 1976 graduate of Southern Arkansas University, Tuberville was a letterman at free safety and a two-year member of the golf team at SAU. He is a 1972 graduate of Harmony Grove High School in Camden, Ark.

Tuberville is married to the former Suzanne Fette of Guilford, Ind. They are the parents of two sons, Thomas Tucker (9) and Troy Allen (7).

The Tuberville File

Personal

Full Name: Thomas Hawley Tuberville

Born: September 18, 1954

Hometown: Camden, Ark.

Wife: The former Suzanne Fette of Guilford, Ind.

Children: Thomas Tucker, 9; Troy Allen, 7

Collegiate Coaching Record: 55-39 (eight years)

Previous Coaching Experience

1999-Present: Head coach at Auburn. Led Auburn to three SEC Western Division titles and bowl appearances in 2000, 2001 and 2002. Led Auburn to a #14 final ranking and Capital One Bowl win in 2002.

1995-98: Head coach at University of Mississippi where he compiled a 25-20 record in four years after inheriting a program under serious NCAA scholarship sanctions. Named AP SEC Coach of the Year in 1997.

1994: Defensive Coordinator at Texas A&M where the Aggies finished with a 10-0-1 mark and were among national defensive leaders.

1986-93: Various capacities on defensive staff at University of Miami from graduate assistant to defensive coordinator (1993). The Hurricanes were 87-9, including a 55-0 mark at home, and won three national titles during his tenure there.

1980-84: Coached defensive ends and linebackers at Arkansas State University where the Indians advanced to the Division 1-AA Playoffs in 1984.

1978-79: Head Coach at Hermitage (Ark.) High School where he posted an 11-9 mark and first winning season in school history.

1976-77: Assistant Coach at Hermitage (Ark.) High School.

Playing Experience

1968-72: Letterwinner in football, baseball and basketball at Harmony Grove High School in Camden, Ark.

1972-76: Letterwinner as free safety at Southern Arkansas University; Member of Golf Team in 1975-76 at SAU.

Education

High School: Harmony Grove High School, Camden, Ark. (1972)

College: B.S. Degree in Physical Education, Southern Arkansas University (1976)

Named Auburn's Head Coach

November 28, 1998

Head Coach Tommy Tuberville

2003 Auburn Football

Tuberville Year-by-Year Records

As a head coach:

Year	School	Coaching Position	SEC	Record	Notes
2002	Auburn	Head Coach	5-3	9-4	SEC West Co-Champs; Capital One
2001	Auburn	Head Coach	5-3	7-5	SEC West Co-Champs; Peach
2000	Auburn	Head Coach	6-2	9-4	SEC West Champs; Citrus
1999	Auburn	Head Coach	2-6	5-6	
Head Coach at Auburn Totals			18-14	30-19	
1998	Ole Miss	Head Coach	3-5	6-5	
1997	Ole Miss	Head Coach	4-4	8-4	Motor City Bowl
1996	Ole Miss	Head Coach	2-6	5-6	
1995	Ole Miss	Head Coach	3-5	6-5	
Head Coach at Ole Miss Totals			12-20	25-20	
HEAD COACH TOTALS			30-34	55-39	



As a collegiate assistant/GA:

1994	Texas A&M	Defensive Coordinator	10-0-1
Defensive Coordinator at Texas A&M Totals			10-0-1
1993	Miami	Defensive Coordinator	9-3
1992	Miami	Linebackers Coach	11-1
1991	Miami	Linebackers Coach	12-0
1990	Miami	Linebackers Coach	10-2
1989	Miami	Linebackers Coach	11-1
1988	Miami	Volunteer Assistant	11-1
1987	Miami	Graduate Assistant	12-0
1986	Miami	Graduate Assistant	11-1
Assistant at Miami Totals			87-9

1984	Arkansas State	Linebackers Coach	8-4-1
1983	Arkansas State	Linebackers Coach	5-5-1
1982	Arkansas State	Linebackers Coach	5-6
1981	Arkansas State	Linebackers Coach	6-5
1980	Arkansas State	Defensive Ends Coach	2-9
Assistant at Arkansas State Totals			26-29-2

ASSISTANT COACH TOTALS 123-38-3

As a high school coach:

1979	Hermitage HS	Head Coach	7-3
1978	Hermitage HS	Head Coach	4-6
Head Coach at Hermitage H.S. Totals			11-9

1977	Hermitage H.S.	Assistant Coach	4-6
1976	Hermitage H.S.	Assistant Coach	4-6
Assistant Coach at Hermitage H.S. Totals			8-12

HIGH SCHOOL COACH TOTALS 19-21

Tuberville In the Post Season (8-6)

Nov. 24, 1984	NCAA 1-AA Playoffs (Assistant Coach)	Arkansas State 37, UT-Chattanooga 10
Dec. 1, 1984	NCAA 1-AA Playoffs (Assistant Coach)	Montana State 31, Arkansas State 14
Jan. 2, 1987	Fiesta Bowl (Asst. Coach)	Penn State 14, Miami 10
Jan. 1, 1988	Orange Bowl (Assistant Coach)	Miami 20, Oklahoma 14
Jan. 2, 1989	Orange Bowl (Assistant Coach)	Miami 23, Nebraska 3
Jan. 1, 1990	Sugar Bowl (Assistant Coach)	Miami 33, Alabama 25
Jan. 1, 1991	Cotton Bowl (Assistant Coach)	Miami 46, Texas 3
Jan. 1, 1992	Orange Bowl (Assistant Coach)	Miami 22, Nebraska 0
Jan. 1, 1993	Sugar Bowl (Assistant Coach)	Alabama 34, Miami 13
Jan. 1, 1994	Fiesta Bowl (Assistant Coach)	Arizona 29, Miami 0
Dec. 26, 1997	Ford Motor City Bowl (Head Coach)	Ole Miss 34, Marshall 31
Jan. 1, 2001	Capital One Florida Citrus Bowl (Head Coach)	Michigan 31, Auburn 28
Dec. 31, 2001	Chick-fil-A Peach Bowl (Head Coach)	North Carolina 16, Auburn 10
Jan. 1, 2003	Capital One Bowl (Head Coach)	Auburn 13, Penn State 9

Head Coach Tommy Tuberville

2003 Auburn Football

OLE MISS 1995: 6-5, 3-5 SEC

at Auburn	13-46	L
INDIANA STATE	56-10	W
GEORGIA	18-10	W
at Florida	10-28	L
TULANE	20-17	W
Arkansas (Memphis)	6-13	L
ALABAMA	9-23	L
VANDERBILT	21-10	W
at Memphis	34-3	W
at LSU	9-38	L
at Mississippi State	13-10	W

OLE MISS 1996: 5-6, 2-6 SEC

IDAHO STATE	38-14	W
VMI (Jackson)	31-7	W
AUBURN	28-45	L
at Vanderbilt	20-9	W
Tennessee (Memphis)	3-41	L
at Alabama	0-37	L
ARKANSAS STATE	38-21	W
at Arkansas	7-13	L
LSU	7-39	L
at Georgia	31-27	W
MISSISSIPPI STATE	0-17	L

OLE MISS 1997: 8-4, 4-4 SEC

CENTRAL FLORIDA	24-23 [OT]	W
SMU	23-15	W
at Auburn	9-19	L
VANDERBILT	15-3	W
at Tennessee	17-31	L
at LSU	36-21	W
ALABAMA	20-29	L
ARKANSAS	19-9	W
at Tulane	41-24	W
GEORGIA	14-21	L
at Mississippi State	15-14	W
Marshall (Motor City)	34-31	W

OLE MISS 1998: 6-5, 3-5 SEC

MEMPHIS	30-10	W
AUBURN	0-17	L
at Vanderbilt	30-6	W
at SMU	48-41	W
SOUTH CAROLINA	30-28	W
at Alabama	17-20	L
ARKANSAS STATE	30-17	W
LSU	37-31	W
at Arkansas	0-34	L
at Georgia	17-24	L
MISSISSIPPI STATE	6-28	L

AUBURN 1999: 5-6, 2-6 SEC

APPALACHIAN STATE	22-15	W
IDAHO	30-23	W
at LSU	41-7	W
OLE MISS	17-24 [OT]	L
at Tennessee	0-24	L
MISSISSIPPI STATE	16-18	L
FLORIDA	14-32	L
at Arkansas	10-34	L
CENTRAL FLORIDA	28-10	W
at Georgia	38-21	W
ALABAMA	17-28	L

AUBURN 2000: 9-4, 6-2 SEC

Final Rankings: AP, #18, Coaches, #20		
SEC Western Division Champions		
WYOMING	35-21	W
at Ole Miss	35-27	W
LSU	34-17	W
NORTHERN ILLINOIS	31-14	W
VANDERBILT	33-0	W
at Mississippi State	10-17	L
at Florida	7-38	L
LOUISIANA TECH	38-28	W
ARKANSAS	21-19	W
GEORGIA	29-26 [OT]	W
at Alabama	9-0	W
Florida (SEC Champ.)	6-28	L
Michigan (Citrus)	28-31	L

AUBURN 2001: 7-5, 5-3 SEC

SEC Co-Western Division Champions		
BALL STATE	30-0	W
OLE MISS	27-21	W
at Syracuse	14-31	L
at Vanderbilt	24-21	W
MISSISSIPPI STATE	16-14	W
FLORIDA	23-20	W
LOUISIANA TECH	48-41 [OT]	W
at Arkansas	17-42	L
at Georgia	24-17	W
ALABAMA	7-31	L
at LSU	14-27	L
North Carolina (Peach)	10-16	L

AUBURN 2002: 9-4, 5-3 SEC

Final Rankings: AP, #14, Coaches, #16		
SEC Co-Western Division Champions		
at Southern California	17-24	L
WESTERN CAROLINA	56-0	W
VANDERBILT	31-6	W
at Mississippi State	42-14	W
SYRACUSE	37-34 [3 OT]	W
ARKANSAS	17-38	L
at Florida	23-30 [OT]	L
LSU	31-7	W
at Ole Miss	31-24	W
LOUISIANA-MONROE	52-14	W
GEORGIA	21-24	L
at Alabama	17-7	W
Penn State (Capital One)	13-9	W

Opponent	at Ole Miss	at Auburn	Total	Opponent	at Ole Miss	at Auburn	Total
Alabama	0-4	2-2	2-6	Michigan	--	0-1	0-1
Appalachian State	--	1-0	1-0	Mississippi State	2-2	2-2	4-4
Arkansas	1-3	1-3	2-6	North Carolina	--	0-1	0-1
Arkansas State	2-0	--	2-0	Northern Illinois	--	1-0	1-0
Auburn	0-4	--	0-4	Ole Miss	--	3-1	3-1
Ball State	--	1-0	1-0	Penn State	--	1-0	1-0
Central Florida	1-0	1-0	2-0	South Carolina	1-0	--	1-0
Florida	0-1	1-4	1-5	Southern California	--	0-1	0-1
Georgia	2-2	3-1	5-3	SMU	2-0	--	2-0
Idaho	--	1-0	1-0	Syracuse	--	1-1	1-1
Idaho State	1-0	--	1-0	Tennessee	0-2	0-1	0-3
Indiana State	1-0	--	1-0	Tulane	2-0	--	2-0
LSU	2-2	3-1	5-3	Vanderbilt	4-0	3-0	7-0
Louisiana-Monroe	--	1-0	1-0	VMI	1-0	--	1-0
Louisiana Tech	--	2-0	2-0	Western Carolina	--	1-0	1-0
Marshall	1-0	--	1-0	Wyoming	--	1-0	1-0
Memphis	2-0	--	2-0	Total	25-20	30-19	55-39

Head Coach Tommy Tuberville

2003 Auburn Football

Players coached by Tommy Tuberville that have been selected in the National Football League Draft

While as an Assistant/Defensive Coordinator at Miami:

Player, Position	Drafted By	Year	Round
Jessie Armstead, LB	Miami Dolphins	1993	8
Michael Barrow, LB	Houston Oilers	1993	2
Jerome Brown, DT	Philadelphia Eagles	1987	1
Bernard Clark, LB	Cincinnati Bengals	1990	3
Cortez Kennedy, DT	Seattle Seahawks	1990	1
Ray Lewis, LB	Baltimore Ravens	1996	1
Russell Maryland, DT	Dallas Cowboys	1991	1 (1)
George Mira, LB	San Francisco 49ers	1988	12
Winston Moss, LB	Tampa Bay Bucs	1987	2
Richard Newbill, LB	Houston Oilers	1990	5
Warren Sapp, DT	Tampa Bay Bucs	1995	1
Randy Shannon, LB	Dallas Cowboys	1989	11
Darrin Smith, LB	Dallas Cowboys	1993	2

Tutan Reyes, OT	New Orleans Saints	2000	5
Todd Wade, OT	Miami Dolphins	2000	2
Nate Wayne, LB	Denver Broncos	1998	7

While as Head Coach at Auburn:

Player, Position	Drafted By	Year	Round
Leonardo Carson, DT	San Diego Chargers	2000	4
Tim Carter, WR	New York Giants	2002	2
Heath Evans, RB	Seattle Seahawks	2001	3
Jeno James, OL	Carolina Panthers	2000	6
Rudi Johnson, RB	Cincinnati Bengals	2001	4
Alex Lincoln, LB	San Francisco 49ers	2001	7
Mike Pucillo, OL	Buffalo Bills	2002	7
Quinton Reese, DL	Detroit Lions	2000	6
Kendall Simmons, OL	Pittsburgh Steelers	2002	1
Marcus Washington, LB	Indianapolis Colts	2000	2

While as Defensive Coordinator at Texas A&M:

Player, Position	Drafted By	Year	Round
Antonio Armstrong, LB	San Francisco 49ers	1995	6
Reggie Brown, LB	Detroit Lions	1996	1
Edward Jasper, DL	Philadelphia Eagles	1997	6
Ray Mickens, DB	New York Jets	1996	3
Brandon Mitchell, DL	New England Patriots	1997	2
Dat Nguyen, LB	Dallas Cowboys	1999	3

While as Head Coach at the University of Mississippi:

Player, Position	Drafted By	Year	Round
Kris Mangum, TE	Carolina Panthers	1997	7
John Avery, RB	Miami Dolphins	1998	1
Derrick Burgess, DE	Philadelphia Eagles	2001	3
Kendrick Clancy, DT	Pittsburgh Steelers	2000	3
Ken Lucas, DB	Seattle Seahawks	2001	2
Duece McAllister, RB	New Orleans Saints	2001	1
Terrance Metcalf, OT	Chicago Bears	2002	3



Warren Sapp



Kendall Simmons

Tommy Tuberville as the "Riverboat Gambler" - Riverboat Gambler Highlights During Tuberville's Tenure



Damon Duval converted on a fake punt against Georgia in 2001.

Date	Game	Trick Play
9/18/99	at LSU	Kicker Damon Duval scores a touchdown on a fake field goal when holder Jacob Allen flips the ball over his head to Duval who runs untouched into the end zone.
9/9/00	at Ole Miss	Auburn attempts and recovers an onside kick against Ole Miss in the second quarter. The Tigers went on to score a touchdown on the drive.
9/30/00	Vanderbilt	Kicker Damon Duval lines up for a field goal. He receives the snap from center, rolls to his right and throws a pass to Lorenzo Diamond in the end zone for a touchdown.
10/14/00	at Florida	Auburn wide receiver Tim Carter gets the ball on an end around and throws a pass 39 yards to Marcel Willis.
12/2/00	Florida	In the SEC Championship game, Auburn runs the "Globe of Death." Auburn's special teams players huddle on a kickoff and Roderick Hood comes out with the ball and returns it 25 yards.
11/10/01	at Georgia	On fourth and one on their own 13-yard line, Auburn goes for it and converts as Daniel Cobb picks up two yards on a quarterback sneak.
11/10/01	at Georgia	On the same drive, Damon Duval picks up 12 yards on a fake punt when he runs around the right end for a first down.

Head Coach Tommy Tuberville

2003 Auburn Football

Noting Tommy Tuberville

- ◀ With a 13-9 victory over Penn State on January 1, 2003, moved into sixth on Auburn's all-time victory list with 30 wins.
- ◀ Won his 50th game of his career in a 37-34 triple-overtime win over Syracuse on Sept. 28, in Auburn.
- ◀ Has guided Auburn to three consecutive SEC Western Division titles, including an outright title in 2000.
- ◀ Led Auburn to a 16-8 mark in the SEC since 2000, which is tops in the SEC West.
- ◀ Guided five of his last six teams to bowl games, including New Year's Day bowls in two of the last three years.
- ◀ Directed Auburn to three wins over AP Top 10 teams in the last two seasons.
- ◀ First Auburn coach since 1963 to lead an unranked Tiger squad to victory over a Top 10 team on the road.
- ◀ Led Ole Miss to a winning record in three of four seasons despite playing with a severely reduced number of scholarships.
- ◀ Named the 1997 *Associated Press* SEC Coach of the Year.
- ◀ 1997 *American Football Quarterly* magazine runner-up for Schutt Sports Coach of the Year honor.
- ◀ In 17 years coaching at the Division I level, has been part of 15 winning seasons, including three national championships.
- ◀ Coached 39 players that have been drafted in the National Football League, including 10 at Auburn.
- ◀ Coached nine first-round NFL Draft picks, including the 1991 first overall pick, Russell Maryland.
- ◀ Five former players have played in the NFL Pro Bowl, including Jessie Armstead, Jerome Brown, Ray Lewis, Russell Maryland and Warren Sapp.
- ◀ Is 11-3 in his career in games decided by three points or less and 22-12 in games decided by seven points or less.
- ◀ Has won 34 of last 36 regular season games when scoring 20 points or more.
- ◀ Is 20-0 as a head coach in non-conference home games.
- ◀ Was part owner of a catfish restaurant, "Tubby's", in Tullahoma, Tenn. The restaurant featured his special fried catfish and hushpuppy recipe. One of the top dishes was the "Tubby's Pond Platter" which included fried catfish filets, chicken strips, frog legs and a glass of pond water (punch).

LONGEST TENURE AS SEC HEAD COACH

Coach	Yrs.
Jackie Sherrill, Miss. State	13
Phillip Fulmer, Tennessee	11
Tommy Tuberville, Auburn/Ole Miss	9
Houston Nutt, Arkansas	6
Lou Holtz, South Carolina	5
David Cutcliff, Ole Miss	5
Nick Saban, LSU	4
Mark Richt, Georgia	3
Bobby Johnson, Vanderbilt	2
Ron Zook, Florida	2
Rich Brooks, Kentucky	1
Mike Shula, Alabama	1

Tuberville Era Records

Jordan-Hare Stadium.....	20-7
Away	9-9
Neutral	1-3
SEC	18-14
West.....	12-8
East	6-6
Non-conference	12-5
natural grass	30-17
artificial turf.....	0-2
overtime games	3-2
day games	18-11
night games	12-8
August	1-0
September	14-3
October	6-9
November	8-3
December/January.....	1-4
TV Games	18-19
ABC	1-3
CBS	3-4
ESPN.....	6-7
ESPN2.....	4-0
Jefferson Pilot	4-5
AU scores first	22-4
Opponent scores first.....	8-15
Leading at Half.....	23-3
Trailing at Half	5-15
Tied at Half	2-1
Leading after Third.....	23-4
Trailing after Third	5-15
Tied after Third	2-0
Overtime Games	3-2
Scoring less than 20 pts.	4-16
Scoring 20+ points.....	26-3
Scoring 30+ points.....	17-0
Allowing less than 20 pts.	18-3
Allowing 20+ points	12-16
Allowing 30+ points	2-9
Rushing for less than 100 yds.	6-10
Rushing for over 100 yds.	25-9
Rushing for 200+ yds.	11-1
Passing for 200+ yds.	14-7
Passing for 300+ yds.	3-1
Totalling less than 300 yds.	7-10
300+ yds. of total offense	23-9
400+ yds. of total offense	10-2
Allowing less than 100 yds. rushing	16-3
Allowing less than 300 yds. total off.	15-3
Allowing 300+ yds. total offense	15-16
Having 100-yd. rusher	17-4
Opp. have 100-yd. rusher	5-11
AU outrushes opponent.....	26-8
AU is outrushed	4-11
AU outpasses opponent.....	16-7
AU is outpassed.....	13-12
Equal passing	1-0



Head Coach Tommy Tuberville

2003 Auburn Football

Auburn Superlatives Under Tommy Tuberville

AUBURN TEAM SUPERLATIVES

Points Scored	56	vs. Western Carolina (11/9/02)
Low	0	at Tennessee (10/2/99)
First Downs	37	vs. Western Carolina (11/9/02)
Low	7	at Mississippi State (10/7/00)
Rushing Plays	62	at Georgia (11/10/01)
Low	19	at Mississippi State (10/7/00)
Net Rushing Yards	345	vs. Western Carolina (11/9/02)
Low	1	vs Florida (10/16/99)
Passes Attempted	48	vs. Louisiana Tech (10/20/01)
Low	13	vs. Mississippi State (10/6/01)
Passes Completed	28	vs. Louisiana Tech (10/20/01)
Low	7	three times
Had Intercepted	4	at Tennessee (10/2/99)
Low	0	vs. Louisiana Tech (10/20/01)
Net Passing Yards	416	vs. Georgia (11/13/99)
Low	79	vs. Mississippi State (10/6/01)
Total Offensive Plays	88	vs. Louisiana Tech (10/20/01)
Low	51	at Mississippi State (10/7/00)
Total Net Offense	621	vs. Western Carolina (11/9/02)
Low	164	vs. Mississippi State (10/9/99)
Fumbles	5	at Mississippi State (10/6/00)
Low	0	vs Florida (10/14/01)
Fumbles Lost	4	Six times
Low	0	at Syracuse (9/22/01)
Penalties	13	14 times
Low	4	at Florida (10/19/02)
Penalty Yards	112	Four times
Low	15	at Ole Miss (9/9/00)
		vs. Central Florida (11/6/99)

AUBURN INDIVIDUAL SUPERLATIVES

Rushing Attempts	41	Carnell Williams at Georgia, (11/10/01)
Net Rushing Yards	249	Rudi Johnson vs. La. Tech, (10/21/00)
Rushing TDs	4	Rudi Johnson vs. La. Tech, (10/21/00)
Pass Attempts	48	Daniel Cobb vs. Louisiana Tech, (10/20/01)
Pass Completions	28	Daniel Cobb vs. Louisiana Tech, (10/20/01)
Had Intercepted	4	Daniel Cobb vs. Louisiana Tech, (10/20/01)
Low	4	Jeff Klein at Tennessee, (10/2/99)
Net Passing Yards	416	Ben Leard at Georgia, (11/13/99)
Passing TDs	5	Daniel Cobb vs. Louisiana Tech, (10/20/01)
Receptions	10	Ronney Daniels vs. C. Florida, (11/6/99)
Receiving Yards	249	Ronney Daniels at Georgia, (11/13/99)
TD Receptions	2	Robert Johnson at Alabama, (11/23/02)
	2	Deandre Green vs. La. Tech, (10/20/01)
	2	Ronney Daniels, four times
Punts	10	Damon Duval at Miss. State, (10/7/00)
Punt Average	54.0	Damon Duval vs. Western Carolina (9/7/02)
Punts Inside 20	3	Damon Duval vs. Alabama, (11/17/01)
Punt Returns	7	Roderick Hood vs. Western Carolina (9/7/02)
Punt Return Yards	109	Joe Walkins vs. Ball State, (9/1/01)
Kickoff Returns	6	Carnell Williams vs. La. Tech, (10/20/01)
Kickoff Return Yards	150	Carnell Williams vs. La. Tech, (10/20/01)
FG Attempts	4	Damon Duval, three times
FG Made	3	Damon Duval, six times
Interceptions	2	Five players
Interception Yards	65	Larry Casher vs. Florida, (10/16/99)

AUBURN INDIVIDUAL LONG PLAYS

Rushing	78	Rudi Johnson vs. La. Tech, 10/21/00 (TD)
Passing	84	Leard/R. Daniels vs. LSU, 9/18/99
Field Goal	51	Damon Duval vs. Ball State, 9/1/01
Punt	71	Damon Duval vs. N. Illinois, 9/23/00
Punt Return	48	Joe Walkins at Syracuse, 9/22/01
Kickoff Return	100	Tim Carter vs. LSU, 9/16/00
Interception Return	62	Larry Casher vs. Florida, 10/16/99

OPPONENT TEAM SUPERLATIVES

Points Scored	42	Arkansas (10/27/01)
Low	0	Four times
First Downs	29	Louisiana Tech (10/21/00)
Low	5	Ball State (9/1/01)
Rushing Plays	52	Syracuse (9/22/01)
Low	17	Louisiana Tech (10/21/00)
Net Rushing Yards	328	Alabama (11/17/01)
Low	36	Florida (10/14/01)
Passes Attempted	69	LSU (9/18/99)
Low	15	Arkansas (10/12/02)
	15	Syracuse (9/22/01)
Passes Completed	47	Louisiana Tech (10/21/00)
Low	5	Ball State (9/1/01)
Had Intercepted	5	Louisiana Tech (10/20/01)
Low	0	10 times
Net Passing Yards	433	Louisiana Tech (10/21/00)
Low	32	Ball State (9/1/01)
Total Offensive Plays	90	LSU (9/18/99)
Low	51	Ball State (9/1/01),
		Alabama (9/1/00)
Total Net Offense	549	Alabama (11/17/01)
Low	92	Ball State (9/1/01)
Fumbles	4	Three times
Low	0	10 times
Fumbles Lost	4	Mississippi State (9/13/02)
Low	0	20 times
Penalties	13	Florida (10/19/02)
Low	2	Alabama (11/18/00)
Penalty Yards	92	Southern California (9/2/02)
Low	7	Alabama (11/18/00)

OPPONENT INDIVIDUAL SUPERLATIVES

Rushing Attempts	33	Shaun Alexander (Alabama), 11/20/99
Net Rushing Yards	241	Fred Talley (Arkansas), 10/12/02
Rushing TDs	3	James Mungro (Syracuse), 9/22/01
	3	Shaun Alexander (Alabama), 11/20/99
Pass Attempts	65	Luke McCown (La. Tech), 10/21/00
Pass Completions	47	Luke McCown (La. Tech), 10/21/00
Had Intercepted	5	Luke McCown (La. Tech), 10/20/01
Net Passing Yards	433	Luke McCown (La. Tech), 10/21/00
Passing TDs	5	Rex Grossman (Florida), 10/14/00
Receptions	15	James Jordan (La. Tech), 10/21/00
Receiving Yards	203	Charles Lee (C. Florida), 11/6/99
TD Receptions	3	Chris Collins (Ole Miss), 11/2/02
	3	Jabar Gaffney (Florida), 10/14/00
Punts	10	Four players
Punt Average	50.3	Jonathan Kilger (Georgia), 11/11/00
Punts Inside 20	4	Javier Beorlegui (C. Florida), 11/6/99
Punt Returns	7	Ronald Hatcher (Vanderbilt), 9/30/00
Punt Return Yards	96	Duece McAllister (Ole Miss), 9/9/00
Kickoff Returns	4	T. Alford (Western Carolina), 9/7/02
Kickoff Return Yards	102	Domanick Davis (LSU), 9/18/99
FG Attempts	4	three times
FG Made	4	Billy Bennett (Georgia), 11/11/00
	4	Jeff Chandler (Florida), 10/16/99
Interceptions	3	Deon Grant (Tennessee), 10/2/99
Interception Yards	88	Jermaine Petty (Arkansas), 10/27/01

OPPONENT INDIVIDUAL LONG PLAYS

Rushing	80	Fred Talley (Arkansas), 10/12/02 (TD)
		Fred Talley (Arkansas), 10/28/00 (TD)
Passing	83	V. Penn/C. Lee (Central Florida), 11/6/99
Field Goal	48	Matt Leach (Florida), 10/19/02)
Punt	67	Jonathan Kilger (Georgia), 11/11/00
Punt Return	87	Deuce McAllister (Ole Miss), 9/9/00
Kickoff Return	56	Domanick Davis (LSU), 9/18/99
Interception Return	88	Jermaine Petty (Arkansas), 10/27/01 (TD)

Head Coach Tommy Tuberville

2003 Auburn Football



Assistant Coaches

2003 Auburn Football

Defensive Coordinator/ Secondary

Gene Chizik



Personal

Born: Clearwater, FL
(Dec. 28, 1961)
Family: Wife (former Jonna Nicely) Children (identical twin daughters, Landry Grace and Kennedy Danielle, 5; son, Cally, 2)

Education

College: University of Florida (B.S., 1985)
Clemson University (M.A., 1991)

Playing Experience (Linebacker)

University of Florida (1981)

Coaching Experience

1986-88 Seminole High School, St. Petersburg, FL (*Defensive Coordinator/ Inside Linebackers*)
1988-89 Clemson (*Graduate Assistant- Outside Linebackers*)
1990-91 Middle Tennessee State (*Defensive Ends*)
1992-97 Stephen F. Austin (*Linebackers (1992-94), Secondary (1995-1997), Defensive Coordinator (1996-97)*)
1998-01 Central Florida (*Defensive Coordinator (1998-01), Secondary (1999-01), Inside Linebackers (1998)*)
2002- Auburn (*Defensive Coordinator/ Secondary*)

Bowl Experience

Player:

1981 Peach Bowl

Coach:

1988 Citrus Bowl

1989 Gator Bowl

2003 Capital One Bowl



Jonna, Gene, Landy, Cally and Kennedy Chizik


Notable: Led Auburn to a number 13 national ranking in scoring defense and a number 14 ranking in pass efficiency defense in 2002 ... Under his guidance, Auburn intercepted 21 passes which tied for ninth in the AU record books ... Responsible for turning around a UCF defense that ranked 81st the year before his arrival, to a number 16 national ranking in total defense in 2001 ... Guided UCF's defense to a number 15 national ranking in pass defense and a number 13 national ranking in scoring defense in 2001.

Assistant Coaches

2003 Auburn Football

Defensive Tackles/ Noseguards

Don Dunn



Personal

Born: Louisville, KY
(Sept. 27, 1953)
Family: *Wife* (former Dona
Howard) *Children* (son, Jonathan, 14)

Education

College: East Tennessee State (B.S., 1976)
Union College (Master's, 1980)

Playing Experience (Center)

Lees-McRae Junior College (N.C.) (1971-73)
East Tennessee State (1973-74)

Coaching Experience

1976 David Crockett High School,
Jonesboro, Tenn. (*Assistant*)
1977-79 Holston High School, Knoxville, Tenn.
(*Assistant*)
1980-82 Lees-McRae Junior College
(*Assistant*)
1983-84 Tennessee (*Graduate Assistant-
Defensive Line*)
1985-89 Montana State
(*Defensive Line, Recruiting
Coordinator*)
1990-93 Pacific (*Defensive Line* (1990-
91)/*Assistant Head Coach, Co-
Defensive Coordinator* (1992-93))
1994 Nevada-Reno (*Co-Defensive
Coordinator, Defensive Line*)
1995-98 Mississippi (*Defensive Tackles*)
1999- Auburn (*Defensive Tackles*)



Don, Dona and Jonathan Dunn

Bowl Experience

Coach:

1983	Citrus Bowl	1984	Sun Bowl
1997	Ford Motor City Bowl	2001	Citrus Bowl
2001	Peach Bowl	2003	Capital One Bowl

Notable: Coached seven NFL defensive linemen, including five that are currently playing in the NFL ... Helped Auburn rank first in the SEC in total defense during the regular-season in 2000 ... Helped Auburn finish 13th in scoring defense in 2002 ... Coached DeMarco McNeil and Spencer Johnson who both earned freshman All-America honors in 2000.

Assistant Coaches

2003 Auburn Football

Quarterbacks

Steve Ensminger



Personal

Born: Baton Rouge (September 15, 1958)
Family: *Wife* (former Amy Gonzales) *Children* (daughters, Kyrsalin, 18; Brittany Rose, 11 and son, Steven, 15)

Education

College: Louisiana State University (B.S., 1982)

Playing Experience (Quarterback)

LSU (1976-79)
New Orleans Saints (1980)
Hamilton Tiger Cats (1980)
Philadelphia Eagles (1981)

Coaching Experience

1982-83 Nicholls State (*Receivers Coach*)
1984-86 McNeese State (*Receivers Coach, Quarterback Coach, Offensive Coordinator*)
1988-90 Louisiana Tech (*Quarterbacks/Offensive Coordinator*)
1991-93 Georgia (*Quarterbacks/Passing Game Coordinator*)
1994-96 Texas A&M (*Quarterbacks/Offensive Coordinator*)
1997-98 Clemson (*Quarterbacks/Offensive Coordinator*)
2000-02 Central High School (La.) (*Athletic Director/Head Football Coach*)
2002 West Monroe H.S. (La.) (*Wide Receivers*)
2003 Auburn (*Quarterbacks*)

Bowl Experience


Player:

1977 Sun Bowl **1978** Liberty Bowl
1979 Tangerine

Coach:

1990 Independence **1991** Independence
1992 Citrus **1995** Alamo
1997 Peach

Notable: Coached Eric Zeier at Georgia who led the SEC in passing in 1992 and total offense in 1993 ... Led Louisiana Tech to a top 10 final ranking in total offense in 1990.



Steven, Amy, Kyrsalin, Brittany and Steve Ensminger

Assistant Coaches

2003 Auburn Football

RBs/Special Teams

Eddie Gran

Personal



Born: Escondido, CA (July 21, 1965)
Family: *Wife* (former Rosemary Scaife) *Children* (daughters, Hannah, 9, Dillan Rivers, 6 and Sydney, 4

Education

College: California Lutheran (B.S., 1987)

Playing Experience (Wide Receiver)

California Lutheran (1984-87)


Coaching Experience

1987-88 California Lutheran (*Wide Receivers*)
1989 Southeast Missouri State (*Running Backs*)
1989 East Carolina (*Graduate Asst.-Defensive Backs*)
1990-91 Miami (*Graduate Asst.-Linebackers, 1990; Quarterbacks, 1991*)
1992-93 Cincinnati (*Wide Receivers*)
1994 Idaho State (*Wide Receivers*)
1994-98 Mississippi (*Running Backs*)
1999- Auburn (*Running Backs*)

Bowl Experience

Coach:

1990	Cotton Bowl	1991	Orange Bowl
1997	Ford Motor City Bowl	2001	Citrus Bowl
2001	Peach Bowl	2003	Capital One Bowl



Dillan, Hannah, Eddie, Rosemary and Sydney Gran

Notable: Under his guidance, Auburn rushed for 2,648 yards in 2002 which was the 10th most in school history ... For the second time in four years, had a 1000-yard rusher with Ronnie Brown who ran for 1,008 yards in 2002 ... Coached Rudi Johnson, the 2000 SEC Player of the Year, who set an Auburn single-season record with 10 100-yard rushing games ... During his tenure at Auburn, has coached three backs who have garnered All-SEC honors, Rudi Johnson (first-team, 2000); Ronnie Brown (second-team, 2002) and Carnell Williams (honorable mention, 2002) ... At Ole Miss, coached RB John Avery who was a 1997 first round draft pick by the Miami Dolphins ... Also coached RB Dou Innocent who is playing for the Kansas City Chiefs ... Worked with Heisman Trophy winner Gino Torretta while serving as a graduate assistant at the University of Miami ... During his second season at Miami in 1991, the Hurricanes won the national championship.

Assistant Coaches

2003 Auburn Football

WRs/Recruiting Coordinator

Greg Knox



Personal

Born: Rosebud, Texas
(Sept. 10, 1963)

Family: *Wife* (former Toralyn Foster) *Children* (Gregory James (1))

Education

College: Northeastern State (B.S., 1986)
Northeastern (M.S., 1990)

Playing Experience (Quarterback)

Northeastern State (1982-86)

Coaching Experience

1988-89 Northeastern State (*Graduate Assistant: Running Backs, Special Team, Quarterbacks*)
1990-91 Texas Christian (*GA: Secondary, Special Teams*)
1992-94 Stephen F. Austin (*Receivers, Special Teams*)
1995-98 Mississippi (*Wide Receivers (1995-98); Recruiting Coordinator (1996-98)*)
1999- Auburn (*Wide Receivers, Recruiting Coordinator*)

Bowl Experience

Coach:
1997 Ford Motor City Bowl **2003** Capital One Bowl
2001 Citrus Bowl
2001 Peach Bowl

Notable: Coached Tim Carter who was a second round draft pick of the New York Giants in 2002 ... Coached Auburn's Ronney Daniels who set a school record with 1,068 receiving yards as a freshman in 1999 ... Also coached with Hugh Nall at Texas Christian ... Taught classes in Kinesiology at both Northeastern and Stephen F. Austin.



Toralyn, Greg and Gregory Knox

Assistant Coaches

2003 Auburn Football

Secondary

Phillip Lolley



Personal

Born: Butler, AL (May 19, 1954)

Family: *Wife (former Ann Miller) Children (son, Brad, 28 and daughter, Brittany, 16)*

Education

College: Livingston (B.S., 1977)
Livingston (M.A., 1981)

Livingston University is now the University of West Alabama

Coaching Experience


- 1977-78 South Choctaw Academy (Toxey, AL)
(Assistant Coach)
- 1978-82 Warrior Academy (Eutaw, AL) *(Head Coach)*
- 1982-84 Demopolis High School (Demopolis, AL)
(Defensive Coordinator)
- 1984-87 Stevenson High School (Stevenson, AL)
(Head Coach)
- 1988-98 North Jackson High School (Stevenson, AL)
(Head Coach)
- 1999-2000 Auburn Conditioning Coach
- 2000- Auburn *(Outside Linebackers, 2000; Defensive Backs, 2001)*

Bowl Experience

Coach:

- 2001 Citrus Bowl
- 2001 Peach Bowl
- 2003 Capital One Bowl

Notable: Helped lead Auburn to a #13 national ranking in scoring defense in 2002 ... Coached Carlos Rogers who earned second-team freshman All-America and first-team freshman All-SEC honors in 2001 ... Led North Jackson High School to 1993 4A state championship ... Led North Jackson to state playoffs every season ... Won several high school coach of the year honors.



Phillip, Ann and Brittany Lolley (son, Brad not shown).

Assistant Coaches

2003 Auburn Football

Offensive Coordinator/Offensive Line

Hugh Nail



Personal

Born: Thomaston, GA
(Jan. 18, 1958)

Family: Wife (former Sandra Smith) Children (daughter Smith, 19, son Candler, 15, daughter Mary Ashton 11)

Education

College: Georgia (1983)

Playing Experience (Center/OL)

Georgia (1977-80)

Coaching Experience

1981 Spring Georgia (Student Assistant under Wayne McDuffie)
1981-84 Georgia Southern (Offensive Line Coach)
1989-94 Texas Christian (Offensive Line Coach (1989-92); Associate Head Coach, Defensive Line Coach (1993-94))
1995-98 Mississippi (Offensive Line)
1999- Auburn (Offensive Line, 1999-2002; Offensive Coordinator/Offensive Line, 2003-)

Bowl Experience

Player:

1978	Bluebonnet Bowl	1981	Sugar Bowl
-------------	-----------------	-------------	------------

Coach:

1994	Independence Bowl	2001	Citrus Bowl
1997	Ford Motor City Bowl	2001	Peach Bowl
2003	Capital One Bowl		

Notable: Coached All-SEC selections Ben Nowland and Kendall Simmons at Auburn ... Coached Kendall Simmons who was a first round draft pick by the Pittsburgh Steelers and was the recipient of the 2002 Jacobs Award, presented to the SEC's Top Lineman ... Coached NFL offensive linemen Kendall Simmons, Mike Pucillo, Todd Wade, Jeno James, Barret Robins, Tutan Reyes, Kedrick Vincent and Shane Grice ... Was a four-year letterman at Georgia ... A member of the Georgia 1980 national championship team.



Hugh, Sandra, Smith, Candler and Mary Ashton

Assistant Coaches

2003 Auburn Football

Defensive Ends

Terry Price

Personal



Born: Atlanta, Ga. (April 5, 1968)

Family: *Wife* (former Kenya Hodges) *Children* (son, Alexander, 2, Devin, 1)

Education

College: Texas A&M, 1992

Playing Experience (Defensive End)

Texas A&M (1986-89)
Chicago Bears (1990)
Miami Dolphins (1991)

Coaching Experience

1994 Texas A&M (*Graduate Assistant*)
1994 Western Kentucky (*Assistant Coach- Defensive Line, Strength Coach*)
1995-98 Mississippi (*Assistant- Defensive Ends*)
1999- Auburn (*Assistant- Defensive Ends*)

Bowl Experience

Player:

1986	Cotton	1989	Sun
1987	Cotton		

Coach:

1997	Ford Motor City Bowl	2001	Peach Bowl
2001	Citrus Bowl	2003	Capital One

Notable: Helped lead Auburn to a #13 national ranking in scoring defense in 2002 ... Coached NFL defensive linemen Marcus Washington, Javor Mills, Alton Moore, and Derrick Burgess ... An All-Southwest Conference selection as a senior at Texas A&M ... Also named an honorable mention All-American by *The Sporting News* ... Helped lead Texas A&M to Southwest Conference crowns in 1986 and 1987 ... Drafted in the 10th round by the Chicago Bears in 1990 ... Played with the Chicago Bears (1990) and Miami Dolphins (1991) ... First cousin of former Auburn All-Americans Tracy and David Rocker.



Terry, Kenya, Alex and Devin Price

Assistant Coaches

2003 Auburn Football

Linebackers

Joe Whitt



Personal

Born: Mobile, AL
(March 19, 1950)

Family: *Wife* (former Ethelrine Pollard) *Children* (daughter, Nakesha Dionne, 26, and son Joseph Barrington, 25)

Education

College: Alabama State (B.S., 1972)
Alabama State (M.S., 1976)

Playing Experience (Defensive End)

Alabama State (1970-73)


Coaching Experience

1974-80 Robert E. Lee (Ala.) HS (*Assistant Coach*)
1981- Auburn (*Outside LBs/Asst. Head Coach* (1998),
Linebackers (1999-))

Bowl Experience

Coach:		
1982	Tangerine	1990 Hall of Fame
1984	Sugar	1990 Peach
1984	Liberty	1996 Outback
1986	Cotton	1996 Independence
1987	Citrus	1998 Peach
1988	USF&G Sugar	2001 Citrus
1989	USF&G Sugar	2001 Peach
2003	Capital One	

Notable: Helped Auburn win four SEC titles and go to eight bowl games in the 1980s ... 20 of his former pupils have gone to play in the NFL, including Aundray Bruce, the No. 1 pick in the 1988 draft ... Has coached numerous All-SEC and All-America selections including Karlos Dansby in 2002... Coached Kevin Greene, who was the all-time sack leader for a linebacker in the NFL ... Helped lead Auburn defense that three times led the SEC against the rush and once led the league in total defense ... Inducted into the Blount High School and Lee High School Hall of Fames.



Joe, Ethel, Joe, Jr. and Dionne Whitt

Support Staff

2003 Auburn Football

Eldon Hawley

Director of Football Operations

Joined AU Staff: Dec. 2, 1998

Responsibility: Directs the day-to-day operations of Auburn football.

Experience: Has 42 years experience in coaching and administration at the high school, junior college and college levels. Coaching career began as an assistant at Wynne High School in Arkansas in 1960. Spent one year as a graduate assistant at Texas Tech. Worked as an assistant coach at New Mexico Military Academy, Lubbock (Texas) High School, and North Little Rock High School. On the college level, worked as an assistant at University of New Mexico, Southern Arkansas serving as a offensive line coach and offensive coordinator, University of Central Arkansas and Arkansas State. While at Arkansas State from 1979-1986, helped lead team to four Southland Conference titles and 10 post-season appearances including the 1986 NCAA Division I-AA National Championship Game. Served as the athletic recruiting coordinator at Oklahoma State from 1990-91. Offensive coach at Arkansas Tech University from 1992-93. Came to Auburn after spending four years as Assistant Athletic Director/Director of Football Operations at Ole Miss.

Personal Information:

Born on Dec. 27, 1938 in Forrest City, Ark. Earned his bachelor's degree from the University of Central Arkansas in 1960 where he was a four-year football letterman and all-conference selection as a senior. Received master's degree from Texas Tech in 1963. Married to the former Rebecca Etheridge O'Donnell of Hamburg, Ark. Two children, Warren O'Donnell and Leah Ryan and three grandchildren, Jack Conor, Anna Grace and Val Rebecca.



Rebecca and Eldon Hawley

Andy Lutz

Assistant to the Head Coach

Joined AU Staff: Dec. 1, 1998

Responsibility: Serves as an administrative assistant to Head Coach Tommy Tuberville. Organizes the football camps and fantasy camp.

Experience: Worked as the assistant to the athletics director for recruiting at the University of Mississippi, where he coordinated the recruiting process for all sports from 1996-98. Was promoted to this position from the position of graduate assistant coach in charge of linebackers and on-campus recruiting (1995-96). Before going to Ole Miss, was a graduate assistant in charge of the secondary and on-campus recruiting at the University of Nevada-Reno. Also was a graduate assistant at the University of the Pacific, his alma mater, where he worked with the linebackers and secondary. Was involved in recruiting, as well as



being video coordinator and coordinator of the UOP Tiger Passing Camp. Worked for the Frank Glazier Football Clinics from 1990-98 as the clinic director.

Personal Information: Born Oct. 24, 1968 in Lodi, Calif. Earned his bachelor's degree in Public Relations from the University of the Pacific in 1991. Received his master's degree in Educational Counseling and Psychology in 1994. A member of the American Football Coaches Association.

Jimmy Perry

Director of High School and NFL Relations

Joined AU Staff: August 10, 2000

Responsibility: Serves as a liaison between the Auburn coaching staff and high school coaches in the southeast. Handles NFL relations. Organizes the spring football coaching clinic.

Experience: Coached high school for 21 years in the state of Alabama. Began coaching career at Trinity High School where he was the Defensive Coordinator from 1979-81. Served as the Offensive Line Coach at Robert E. Lee High School from 1982-84. Offensive Coordinator at Lee from 1985-95. Head Football Coach and Athletic Director at Lee from 1995-00. Earned three 6A Metro Coach of the Year honors. Guided Lee to a runner-up finish in the 6A state championship in 1999 and to consecutive area championships in 1997 and 1998. His 1995 and 1996 teams advanced to the state quarterfinals, with the 1996 squad earning a national ranking of 22nd by *USA Today* ... Inducted into the Robert E. Lee Hall of Fame.

Personal: Born May 3, 1957. Married to the former Judy Massey. Two children, Jana, a senior at Auburn and Danny, who is a freshman at Auburn. Attended Auburn University. Holds a bachelor's and a master's degree in Physical Education. Received a master's certification in Administration.



Danny, Judy, Jana, and Jimmy Perry

Brian Williams

Football Video Coordinator

Joined AU Staff: July, 1998

Responsibility: Responsible for scouting and breakdown of opponent's game film, as well as filming of daily practices and games.

Professional Experience:

Served as defensive coordinator and offensive line coach at East Nicolaus High School in California from 1991-1993 and helped lead them to the state section championship game all three years. Coached offensive line for the North Team in the 1991 California Lions All-Star Game. Joined the Auburn football staff as a



Support Staff

2003 Auburn Football

volunteer in recruiting in 1994 and as a video student assistant in 1994-1997.

Personal Information:

Born August 9, 1969. Native of Los Angeles, Calif. Married to the former Tara Walker. Both Auburn University graduates. Earned bachelor's degree in Health and Physical Education. Wife earned Doctorate of veterinary medicine at Auburn.



Tara and Brian Williams

Rev. Chette Williams

Team Chaplain
Joined AU Staff:

Fall 1999

Responsibility:

Serves as the Auburn team chaplain. Also is the Auburn campus director for Fellowship of Christian Athletes and the State Director for Urban Ministries for FCA.

Experience:

Former President of IMPACT Ministries, Spartanburg, S.C. (1995-99). Served as Pastor of New Covenant Baptist Church in New Orleans, La. (1993-95). Co-Pastor of New Song Baptist Church in Mobile, Ala. from 1991-93. Licensed (1987) and Ordained Minister (1988).

Personal Information: Born September 3, 1963. Married to the former Lakeba Hibbler. Two daughters, Lauren Denise, 7, Caitlyn Mae, 6, and one son, Chette LaRue, Jr., 3. Received bachelor of science from Auburn in Adult Education in 1985. Received Master of Divinity from New Orleans Baptist Theological Seminary in 1993. Three-year letterman on Auburn football team from 1982-84.

During career, Auburn won two Sugar Bowls, the Citrus Bowl and the Liberty Bowl.



Caitlyn, Chette, Chette, Jr., Lakeba and Lauren Williams

Patrick Moore

Offensive Graduate Assistant
Joined AU Staff:

July, 2002

Responsibility:

Coaches the tight ends and assists with special teams. Also responsible for opponent scouting and video breakdown, computer data entry, and the offensive and special teams scouting reports, as well as all aspects of on-campus recruiting.

Experience:

Served as a administrative assistant for the 2002 season ... Assistant coach at Western Carolina for the 2000 and 2001 seasons ... Coached linebackers in 2000 and the defensive line in 2001 ... Assistant Coach at Normal Community High School in Normal, Ill. from January 1998 through January, 2000 .. Assistant Coach at Illinois Wesleyan University from February 1996- January 1998 ... Has been a staff member of the Midwest Lineman Camp since 1991.

Personal Information:

Earned bachelor's degree from Illinois Wesleyan in 1995 ... Received master's degree from Western Carolina in 2002 ... Four-year starter and two-year captain on offensive line at Illinois Wesleyan.



James Willis

Defensive Graduate Assistant
Joined AU Staff:

August, 2001

Responsibility:

Assists with all aspects of the defense, specifically with the defensive backs and linebackers. Also responsible for opponent scouting, organizing scout teams for the defense and kicking game, video breakdown and computer data entry, the defensive scouting report, as well as all aspects of on-campus recruiting.


Experience:

Lettered at Auburn at linebacker from 1990-92 ... All-SEC selection in 1992 ... Totaled 12 assists against Georgia in 1990 which still ranks in the Auburn single-game top ten ... Named the Co-SEC Freshman of the Year in 1990 ... Played in the NFL from 1993-99 with the Green Bay Packers (1993-95), Philadelphia Eagles (1995-98) and Seattle Seahawks (1999) ... Named the Defensive MVP of the XFL with the Birmingham Bolts ... Former CEO of Willis and Peacock Trucking, Inc. ... Served as an administrative assistant at Auburn during the 2001 and 2002 season.

Personal Information:

Born September 2, 1972 in Huntsville, Ala. ... Married to the former Shalane Coolidge of Wellsboro, Pa. ... Two children, son Jalem James, 2 and daughter, Jade Elise, 8 ... Received a bachelor's of science in Adult Education from Auburn in May, 2003 ... Pursuing a master's degree in Adult Education with a minor in Sports Management.





The Opponents

Southern Cal	.114
Georgia Tech	.115
Vanderbilt	.116
Western Kentucky	.117
Tennessee	.118
Arkansas	.119
Mississippi State	.120
LSU	.121
Louisiana-Monroe	.122
Homecoming	.123
Ole Miss	.124
Georgia	.125
Deep South's Oldest Rivalry	.126
Alabama	.127
Auburn-Alabama Rivalry	.128
SEC Composite Schedule	.129
Opponents Schedules	.130

The Opponents

2003 Auburn Football

Southern California

August 30 • Jordan-Hare Stadium (86,063) • Auburn, AL



USC FACTS

Location: Los Angeles, CA
Founded: 1880
Enrollment: 28,600
President: Dr. Steven Sample
Athletic Director: Mike Garrett
Conference: PAC-10
Nickname: Trojans
Colors: Cardinal & Gold
Stadium: LA Memorial Coliseum
Capacity: 92,000

COACHING STAFF



Head Coach: Pete Carroll
Alma Mater: Pacific, 1973
Record at USC: 17-8 (2 years)
Career Record: 17-8 (2 years)
Football Phone: (213) 740-4204

Assistant Coaches:

Greg Burns (Washington State, 1995)
Secondary
 Brennan Carroll (Pittsburgh, 2001)
Offensive Assistant, Tight Ends
 Norm Chow (Utah, 1968)
Offensive Coordinator
 Tim Davis (Utah, 1982)
Offensive Line
 Nick Holt (Pacific, 1986)
Linebackers
 Lane Kiffin (Fresno State, 1998)
Wide Receivers
 Ed Orgeron (Northwestern State, 1984)
Defensive Line / Recruiting
 Kennedy Pola (USC, 1987)
Running Backs / Special Teams
 Steve Sarkisian (BYU, 1997)
Quarterbacks
 Rocky Seto (USC, 1999)
Safeties

TEAM INFORMATION

2002 Record: 11-2, 7-1 PAC 10
Conference Finish: T-1st
2002 Final Ranking: 4th
2002 Bowl Appearance: Defeated Iowa, 38-17, in FedEx Orange Bowl

Offensive System: Multiple
Defensive System: 4-3

Lettermen Returning: 49 (24 offense, 21 defense, 4 specialty)

Lettermen Lost: 22 (13 offense, 8 defense, 1 specialty)

Starters Returning: 14 (6 offense, 6 defense, 2 specialty)

Starters Lost: 10 (5 offense, 5 defense, 0 specialty)

Returning Offensive Starters (6)

WR Keary Colbert, OT Jacob Rogers, OT Winston Justice, TE Alex Holmes, C Norm Katnik, OG Lenny Vandermade, OT Eric Torres.

Returning Defensive Starters (6)

LB Matt Grootegoed, DE Kenechi Udeze, DT Mike Patterson, DE Omar Nazel, CB Marcell Allmond, LB Melvin Simmons.

2003 SCHEDULE

Aug. 30 at Auburn
 Sept. 6 BYU
 Sept. 13 Hawaii
 Sept. 27 at California
 Oct. 4 at Arizona State
 Oct. 11 Stanford
 Oct. 18 at Notre Dame
 Oct. 25 at Washington
 Nov. 1 Washington State
 Nov. 15 at Arizona
 Nov. 22 UCLA
 Dec. 6 Oregon State

2002 RESULTS

Auburn	24-17	W
at Colorado	40-3	W
at Kansas State	20-27	L
Oregon State	22-0	W
at Washington State(OT)	27-30	L
California	30-28	W
Washington	41-21	W
at Oregon	44-33	W
at Stanford	49-17	W
Arizona State	34-13	W
at UCLA	52-21	W
Notre Dame	44-13	W
Iowa (Orange Bowl)	38-17	W

(11-2, 7-1 PAC-10)

SERIES INFORMATION

Series Record: 1-1

Auburn points: 33
USC points: 31

Year	Score	Site	Date
1986:	AU, 16-7	at Orlando, FL (Citrus)	Jan. 1 ('87)
2002:	USC, 24-17	at Los Angeles, CA	Sep. 2

at Auburn: Never met
at Los Angeles: USC leads 1-0
at Neutral Site: AU leads 1-0
 at Orlando, FL: AU leads 1-0

Games decided by 3 pts. or less:
 None

Games decided by 7 pts. or less:
 USC leads 1-0

MEDIA RELATIONS



Assist. AD/SID: Tim Tesselone
Home Phone: (310) 540-7052
E-Mail: tessalon@usc.edu
SID FAX: (213) 740-7584
SID Mailing Address:
 Heritage Hall 103
 Los Angeles, CA 90089-0601

(213) 740-8480



LA Memorial Coliseum

TOP AUBURN PERFORMANCES VS. USC

RUSHING ATTEMPTS

28, Brent Fullwood, 1987

RUSHING YARDS

152, Brent Fullwood, 1987

RECEPTIONS

3, Walter Reeves, 1987, Silas Daniels, 2002, Marcel Willis, 2002

RECEIVING YARDS

43, Devin Aromashodu, 2002

PASSING ATTEMPTS

22, Daniel Cobb, 2002

PASSING COMPLETIONS

11, Daniel Cobb, 2002

PASSING YARDS

141, Daniel Cobb, 2002

PASSING TOUCHDOWNS

1, James Burger, 1987

TEAM BESTS

Rushing Attempts: 62, 1987
Rushing Yards: 200, 1987
Passing Attempts: 22, 2002
Passing Completions: 11, 2002
Passing Yards: 141, 2002
Total Offense: 290, 1987

WWW.USCTROJANS.COM

The Opponents

2003 Auburn Football

Georgia Tech

September 6 • Bobby Dodd Stadium (55,000) • Atlanta, GA



GEORGIA TECH FACTS

Location: Atlanta, GA
Founded: 1885
Enrollment: 15,000
President: Dr. G. Wayne Clough
Athletic Director: Dave Braine
Conference: Atlantic Coast
Nickname: Yellow Jackets
Colors: Old Gold and White
Stadium: Bobby Dodd Stadium
Capacity: 55,000

COACHING STAFF



Head Coach: Chan Gailey
Alma Mater: Florida, 1974
Record at GT: 7-6 (1 year)
Career Record: 31-17 (4 years)
Football Phone: (404) 894-5420
Weekly Press Conference: Tuesday, 10:30 a.m. (CT)

Assistant Coaches:

Joe D'Alessandris
Offensive Line
 Buddy Geis
Passing Game Coordinator/WR
 Brick Haley
Linebackers
 Curtis Modkins
Running Backs
 Patrick Nix
Running Game Coordinator/QB
 Tommie Robinson
Tight Ends
 Glenn Spencer
Defensive Line
 Jon Tenuta
Defensive Coordinator
 David Wilson
Special Teams/Recruiting

TEAM INFORMATION

2002 Record: 7-6, 4-4 ACC
Conference Finish: T-5th
2002 Final Ranking: NA
2002 Bowl Appearance: Lost to Fresno State, 21-30, in Silicon Valley Football Classic.

Offensive System: Multiple
Defensive System: Multiple

Lettermen Returning: 52 (26 offensive, 23 defensive, 3 specialty)
Lettermen Lost: 21 (9 offensive, 8 defensive, 4 specialty)
Starters Returning: 15 (7 offense, 8 defense, 0 specialty)
Starters Lost: 10 (4 offense, 4 defense, 2 specialty)
Returning Offensive Starters (7)
 T Nat Dorsey, RB Tony Hollings, C Hugh Reilly, G Leon Robinson, WR Jonathan Smith, QB A.J. Suggs, T Kyle Wallace.
Returning Defensive Starters (8)
 CB Jonathan Cox, LB Keyaron Fox, DE Greg Gathers, DE Tony Hargrove, DE Eric Henderson, DT Alfred Malone, DT Travis Parker, LB Daryl Smith.

2003 SCHEDULE

Aug. 28 at BYU
Sept. 6 Auburn
 Sept. 13 at Florida State
 Sept. 20 Clemson
 Sept. 27 at Vanderbilt
 Oct. 4 NC State
 Oct. 11 at Wake Forest
 Oct. 23 Maryland
 Nov. 8 at Duke
 Nov. 15 North Carolina
 Nov. 22 at Virginia
 Nov. 29 Georgia

2002 RESULTS

Vanderbilt	45-3	W
at Connecticut	31-14	W
at Clemson	19-24	L
BYU	28-19	W
at North Carolina	21-13	W
Wake Forest	21-24	L
at Maryland	10-34	L
Virginia	23-15	W
at NC State	24-17	W
Florida State	13-21	L
Duke	17-2	W
at Georgia	7-51	L
Fresno State (Silicon Valley)	21-30	L

(7-6, 4-4 ACC)

SERIES INFORMATION

Series Record: AU leads 47-39-4

Auburn points: 1405
GT points: 1291
at Auburn: AU leads, 10-2
at Atlanta: AU leads, 35-34-4
at Neutral Sites: GT leads, 3-2
 at Birmingham, AL: GT leads, 3-2

Games decided by 3 pts. or less:
 AU leads, 8-5-4
Games decided by 7 pts. or less:
 AU leads, 14-9-4
Last 10 games: AU leads 9-1

MEDIA RELATIONS



SID: Allison George
Home Phone: (678) 595-7728
E-Mail: ageorge@at.gt.aa.gatech.edu
Assist. SID: Chris Capo
Home Phone: (404) 314-1635
E-Mail: ccapo@at.gt.aa.gatech.edu
SID FAX: (404) 894-1248
SID Mailing Address:
 150 Bobby Dodd Way
 Atlanta, GA 30332-0455

(404) 894-5445



Bobby Dodd Stadium/Grant Field

TOP AUBURN PERFORMANCES VS. GEORGIA TECH

RUSHING ATTEMPTS
 32, Bo Jackson, 1985

RUSHING YARDS
 242, Bo Jackson, 1985

RECEPTIONS
 7, Dick Schmalz, 1971

RECEIVING YARDS
 160, Freddy Weygand, 1984

PASSING ATTEMPTS
 46, Jeff Burger, 1987

PASSING COMPLETIONS
 30, Jeff Burger, 1987

PASSING YARDS
 312, Pat Sullivan, 1970

PASSING TOUCHDOWNS
 3, Pat Sullivan, 1970 and 1971

TEAM BESTS
Rushing Attempts: 32, 1985
Rushing Yards: 242, 1985
Passing Attempts: 46, 1987
Passing Completions: 30, 1987
Passing Yards: 312, 1970
Total Offense: 581, 1984

WWW.RAMBLINWRECK.COM

The Opponents

2003 Auburn Football

Vanderbilt

September 13 • Vanderbilt Stadium (41,221) • Nashville, TN



VANDERBILT FACTS

Location: Nashville, TN
Founded: 1873
Enrollment: 6,235
Chancellor: E. Gordon Gee
Athletic Director: Todd Turner
Conference: SEC (Eastern Division)
Nickname: Commodores
Colors: Black and Gold
Stadium: Vanderbilt Stadium
Capacity: 39,773

COACHING STAFF



Head Coach: Bobby Johnson
Alma Mater: Clemson (1973)
Record at VU: 2-10 (1 year)
Career Record: 62-46 (9 years)
Football Phone: (615) 322-3565
Weekly Press Conference: Mon., 12:00 p.m. (CT)

Assistant Coaches:
 Warren Belin (Wake Forest, 1990)
Linebackers
 Jamie Bryant (Ohio Wesleyan, 1993)
Defensive Backs
 Ted Cain (Furman, 1974)
Offensive Coordinator, Tight Ends
 Robbie Caldwell (Furman, 1976)
Assist. Head Coach / OL
 Charlie Fisher (Springfield, 1981)
Running Backs
 Bruce Fowler (Furman, 1980)
Defensive Coordinator
 J.D. Hall (Bethune-Cookman, 1993)
Wide Receivers
 Jimmy Kiser (Furman, 1979)
Quarterbacks
 David Turner (Davidson, 1985)
Recruiting Coordinator / DL

TEAM INFORMATION

2002 Record: 2-10, 0-8 SEC
Conference Finish: 6th East
2002 Final Ranking: NA
2002 Bowl Appearance: NA

Offensive System: Multiple Set
Defensive System: 4-3

Lettermen Returning: 51 (27 offense, 21 defense, 3 specialty)

Lettermen Lost: 20 (10 offense, 8 defense, 2 specialty)

Starters Returning: 14 (6 offense, 6 defense, 2 specialty)

Starters Lost: 10 (5 offense, 5 defense, 0 specialty)

Returning Offensive Starters (6): OT Kenan Arkan, QB Jay Cutler, TB Kwane Doster, LT Justin Geisinger, LG Brian Kovolisky, FB Matthew Tant.

Returning Defensive Starters (6): DT Aaron Carter, DT Matt Clay, OLB Herdley Harrison, DE Jovan Haye, CB Dominique Morris, OLB Moses Osemwegie.

2003 SCHEDULE

Aug. 30 Mississippi
 Sept. 6 UT-Chattanooga
Sept. 13 Auburn
 Oct. 20 at TCU
 Oct. 27 Georgia Tech
 Oct. 4 at Mississippi State
 Oct. 11 Navy
 Oct. 18 Georgia
 Oct. 25 at South Carolina
 Nov. 8 at Florida
 Nov. 15 Kentucky
 Nov. 22 at Tennessee

2002 RESULTS

at Georgia Tech 3-45 L
 Furman 49-18 W
at Auburn 6-31 L
 at Ole Miss 38-45 L
 South Carolina 14-20 L
 Middle Tennessee 20-21 L
 at Georgia 17-48 L
 Connecticut 28-24 W
 Alabama 8-30 L
 Florida 17-21 L
 at Kentucky 21-41 L
 Tennessee 0-24 L

(2-10, 0-8 SEC)

SERIES INFORMATION

Series Record: VU leads, 19-18-1

Auburn points: 623
Vanderbilt Points: 680
at Auburn: AU leads, 7-0
at Nashville: VU leads, 10-6
at Neutral Sites: VU leads, 9-5-1
at Birmingham, AL: Tied 4-4-1
at Montgomery, AL: VU leads, 4-1
at Jacksonville, FL: VU leads, 1-0

Games decided by 3 pts. or less: Tied, 3-3-1

Games decided by 7 pts. or less: AU leads, 6-3-1

Last 10 games: AU leads, 10-0

MEDIA RELATIONS



SID/Football: Larry Leathers
Home Phone: (615) 221-8605
E-Mail: larry.leathers@vanderbilt.edu
Assistant AD/Communications: Rod Williamson
Home Phone: (615) 794-1839
E-Mail: rod.williamson@vanderbilt.edu

SID FAX: (615) 320-7064
SID Mailing Address: P.O. Box 120158
 Nashville, TN 37212

(615) 343-6437



Vanderbilt Stadium

TOP AUBURN PERFORMANCES VS. VANDY

RUSHING ATTEMPTS

20, Carnell Williams, 2002
 19, Rudi Johnson, 2000

RUSHING YARDS

219, Joe Cribbs, 1979
 170, Carnell Williams, 2002

RECEPTIONS

6, Marcel Willis, 2002
 5, Greg Taylor, 1990

RECEIVING YARDS

109, Greg Taylor, 1990
 87, Marcel Willis, 2001

PASSING ATTEMPTS

27, Ben Leard, 2000
 24, Jason Campbell, 2001

PASSING COMPLETIONS

17, Jason Campbell, 2001
 14, Ben Leard, 2000, Jeff Burger, 1987, Bill Wade, 1987

PASSING YARDS

282, Jeff Burger, 1987
 247, Jason Campbell, 2001

PASSING TOUCHDOWNS

2, Jeff Burger, 1987

TEAM BESTS

Rushing Attempts: 86, 1951
Rushing Yards: 438, 1979
Passing Attempts: 27, 2000
Passing Completions: 17, 2001
Passing Yards: 282, 1987
Total Offense: 470, 1987

WWW.VUCOMMODORES.COM

The Opponents

2003 Auburn Football

Western Kentucky

September 27 • Jordan-Hare Stadium (86,063) • Auburn, AL



WESTERN KENTUCKY FACTS

Location: Bowling Green, KY
Founded: 1906
Enrollment: 17,700
President: Dr. Gary A. Ransdell
Athletic Director: Dr. Wood Selig
Conference: Gateway
Nickname: Hilltoppers
Colors: Red and White
Stadium: L.T. Smith/Jimmy Feix Field
Capacity: 17,500

COACHING STAFF



Head Coach: David Elson
Alma Mater: Butler (1994)
Record at WKU: First Year
Career Record: First Year
Football Phone: (270) 745-2984
Weekly Press Conference: TBA

Assistant Coaches:

Willie Taggart (Western Kentucky, 1998) *Assistant Head Coach/QB's*
 Mike Fanoga (Texas-El Paso, 1986) *Defensive Line*
 Don Martindale (Defiance, 1987) *Defe. Coordinator/Inside Linebackers*
 Bryan Cross (Campbellsville, 1993) *Tight Ends*
 T.J. Weist (Alabama, 1988) *Offensive Coordinator/WRs*
 Markell Rice (Western Kentucky, 1994) *Assistant DBs/Cornerbacks*
 Mike Dietzel (Ottensbein, 1985) *Defensive Backs/Special Teams*
 Walter Wells (Belmont, 1993) *Offensive Line/Recruiting*
 Joe Guinane (Western Kentucky, 2002) *Running Backs*

TEAM INFORMATION

2002 Record: 12-3, 6-1 Gateway
Conference Finish: T-1st
2002 Final Ranking: 1st
2002 Bowl Appearance: NA

Offensive System: Multiple
Defensive System: 3-4

Lettermen Returning: 34 (14 offense, 19 defense, 1 specialty)

Lettermen Lost: 24 (14 offense, 9 defense, 1 specialty)

Starters Returning: 14 (6 offense, 7 defense, 1 specialty)

Starters Lost: 11 (5 offense, 5 defense, 1 specialty)

Returning Offensive Starters (6): OL Butler Ashley, WR Shannon Hayes, QB/WR Casey Rooney, TE Rufus Sanders, OL Joe Washington, OL Daniel Withrow

Returning Defensive Starters (7): CB Carl Birts, CB Jeremy Chandler, ILB Erik Dandy, ILB Karl Maslowski, DL Kris Mau, ILB Charles Thompson, FS Antonio Veals

2003 SCHEDULE

Aug. 28 Union (Kentucky)
 Sept. 6 West Virginia Tech
 Sept. 20 Eastern Kentucky
Sept. 27 at Auburn
 Oct. 4 at Western Illinois
 Oct. 11 Southwest Missouri State
 Oct. 18 at Illinois state
 Oct. 25 at Indiana State
 Nov. 1 Southern Illinois
 Nov. 8 Northern Iowa
 Nov. 15 at Youngstown State

2002 RESULTS

at Kansas State	3-48	L
Kentucky State	49-0	W
Western illinois	0-14	L
Youngstown State	13-7	W
at McNeese state	13-38	L
at Northern Iowa	31-12	W
Florida International	56-7	W
at Southwest Missouri St.	31-7	W
Indiana State	24-7	W
Illinois State	9-0	W
at Southern Illinois	48-16	W
Murray State*	59-20	W
at Western Illinois*	31-28	W
at Georgia Southern*	31-28	W
McNeese State*	34-14	W

*-NCAA I-AA Playoffs

(12-3, 6-1 Sun Belt)

SERIES INFORMATION

Series Record: First ever meeting

MEDIA RELATIONS



Dir. of Media Relations: Brian Fremund
Home Phone: (270) 320-0120
E-Mail: brian.fremund@wku.edu
Assistant SID: Chris Glowacki
Home Phone: (270) 782-7898
SID FAX: (270) 745-3444
SID Mailing Address:
 E.A. Diddle Arena
 Western Kentucky University
 1 Big Red Way
 Bowling Green, KY 42101

(270) 745-4298



L.T. Smith Stadium/Jimmy Feix Field

The Opponents

2003 Auburn Football

Tennessee

October 4 • Jordan-Hare Stadium (86,063) • Auburn, AL



TENNESSEE FACTS

Location: Knoxville, TN
Founded: 1794
Enrollment: 25,793
President: Dr. John W. Shumaker
Athletic Director: Mike Hamilton
Conference: Southeastern (East)
Nickname: Volunteers
Colors: Orange and White
Stadium: Neyland Stadium
Capacity: 104,079

COACHING STAFF



Head Coach: Phillip Fulmer
Alma Mater: Tennessee, 1972
Record at UT: 103-25-805 (11 Years)
Career Record: 103-25-805 (11 Years)
Football Phone: (865) 974-1234
Weekly Press Conference: Sunday, 4:30 p.m. (CT)

Assistant Coaches:

John Chavis (Tennessee, 1979)
Defensive Coordinator/Linebackers
 Randy Sanders (Tennessee, 1987)
Offensive Coordinator/Quarterbacks
 Greg Adkins (Marshall, 1990)
Tight Ends/Offensive Line/Recruiting
 Dan Brooks (W. Carolina, 1976)
Defensive Line/Recruiting
 Steve Caldwell (Arkansas State, 1977)
Defensive Ends/Special Teams
 Woody McCorvey (Alabama St., 1972)
Running Backs
 Larry Slade (Shepherd College, 1973)
Defensive Backs
 Jimmy Ray Stephens (Florida, 1977)
Offensive Line
 Pat Washington (Auburn, 1986)
Receivers

TEAM INFORMATION

2002 Record: 8-5, 5-3 SEC
Conference Finish: 3rd East
2002 Final Ranking: NA
2002 Bowl Appearance: Lost to Maryland, 3-30, in Chick-Fil-A Peach Bowl.

Offensive System: Multiple
Defensive System: 4-3

Lettermen Returning: 54 (26 offensive, 24 defensive, 4 specialty)
Lettermen Lost: 22 (8 offensive, 11 defensive, 3 specialty)
Starters Returning: 13 (8 offense, 4 defense, 1 specialty)
Starters Lost: 12 (3 offense, 8 defense, 1 specialty)
Returning Offensive Starters (8)
 LT Michael Munoz, C Scott Wells, OG Anthony Herrera, OG Jason Respert, QB Casey Clausen, WR Tony Brown, TB Cedric Houston, FB Troy Fleming.
Returning Defensive Starters (4)
 LB Robert Peace, DB Rashad Baker, DB Jabari Greer, DB Gibril Wilson.

2003 SCHEDULE

Aug. 30 Fresno State
 Sept. 6 Marshall
 Sept. 20 at Florida
 Sept. 27 South Carolina
Oct. 4 at Auburn
 Oct. 11 Georgia
 Oct. 25 at Alabama
 Nov. 1 Duke
 Nov. 8 at Miami (FL)
 Nov. 15 Mississippi State
 Nov. 22 Vanderbilt
 Nov. 29 at Kentucky

2002 RESULTS

Wyoming (Nashville)	47-7	W
Middle Tennessee	26-3	W
Florida	13-30	L
Rutgers	35-14	W
Arkansas (6OT)	41-38	W
at Georgia	13-18	L
Alabama	14-34	L
at South Carolina	18-10	W
Miami (FL)	3-26	L
at Mississippi State	35-17	W
at Vanderbilt	24-0	W
Kentucky	24-0	W
Maryland (Peach)	3-30	L

(8-5, 5-3 SEC)

SERIES INFORMATION

Series Record: AU leads 22-21-3

Auburn Points: 730
Tennessee Points: 772
at Auburn: AU leads, 5-2-1
at Knoxville: UT leads, 14-4-2
at Neutral Sites: AU leads, 10-5
at Atlanta, GA: UT leads, 1-0
at Birmingham, AL: AU leads, 10-4

Games decided by 3 pts. or less:
 AU leads, 5-3-3

Games decided by 7 pts. or less:
 Tied, 9-9-3


Last 10 games: UT leads, 6-2-2

MEDIA RELATIONS



Associate AD/SID: Bud Ford
Home Phone: (865) 922-1657
E-Mail: bford@tennessee.edu
Associate SID: John Painter
Home Phone: (865) 379-8976
E-Mail: jpainter@tennessee.edu
SID FAX: (865) 974-1269
SID Mailing Address:
 P.O. Box 15016
 Knoxville, TN 37901

(865) 974-1212



Neyland Stadium

TOP AUBURN PERFORMANCES VS. TENNESSEE

RUSHING ATTEMPTS

26, Michael Burks, 1998

RUSHING YARDS

207, Brent Fullwood, 1986
 156, James Brooks, 1978

RECEPTIONS

8, Greg Taylor, 1990

RECEIVING YARDS

141, Chris Vacarella, 1976
 129, Alexander Wright, 1989

PASSING ATTEMPTS

58, Stan White, 1990
 40, Reggie Slack, 1989

PASSING COMPLETIONS

30, Stan White, 1990
 18, Reggie Slack, 1989

PASSING YARDS

338, Stan White, 1990
 285, Reggie Slack, 1989

PASSING TOUCHDOWNS

3, Stan White, 1990, Phil Gargis, 1976

TEAM BESTS

Rushing Attempts: 74, 1984
Rushing Yards: 425, 1984
Passing Attempts: 58, 1990
Passing Completions: 30, 1990
Passing Yards: 338, 1990
Total Offense: 526, 1984

WWW.UTSPORTS.COM

The Opponents

2003 Auburn Football

Arkansas

October 11 • Razorback Stadium (72,000) • Fayetteville, AK



ARKANSAS FACTS

Location: Fayetteville, AR
Founded: 1871
Enrollment: 16,035
Chancellor: Dr. John A. White
Athletic Director: Frank Broyles
Conference: Southeastern (West)
Nickname: Razorbacks
Colors: Cardinal and White
Stadiums: Razorback/War Memorial
Capacity: 72,000/53,727

COACHING STAFF



Head Coach: Houston Nutt
Alma Mater: Oklahoma State (1981)
Record at UA: 39-23 (5 years)
Career Record: 75-45 (10 years)
Football Phone: (479) 575-4849
Weekly Press Conference:
 Wednesday, 11:03 a.m. (CT)

Assistant Coaches:

Bobby Allen (Virginia Tech, 1983)
Secondary
Clifton Ealy (Central Arkansas, 1982)
Tight Ends
Mike Markuson (Hamline, 1983)
Offensive Line
Danny Nutt (Arkansas, 1985)
Running Backs
James Shibest (Arkansas, 1988)
Wide Receivers, Specialists
Chris Vaughn (Murray State, 1998)
Outside Linebackers/Strong Safeties
Dave Wommack (Mo. Southern, 1978)
Defensive Coordinator
Tracy Rocker (Auburn, 1993)
Defensive Line
Roy Wittke (Wisconsin-E.C., 1982)
Quarterbacks

TEAM INFORMATION

2002 Record: 9-5, 5-3 SEC
Conference Finish: T1st West
2002 Final Ranking: NA
2002 Bowl Appearance: Lost to Minnesota, 14-29, in Gaylord Hotels Music City Bowl.

Offensive System: Multiple
Defensive System: Multiple

Lettermen Returning: 50 (25 offense, 23 defense, 2 specialty)

Lettermen Lost: 20 (9 offense, 8 defense, 3 specialty)

Starters Returning: 18 (9 offense, 8 defense, 1 specialty)

Starters Lost: 6 (2 offense, 3 defense, 1 specialty)

Returning Offensive Starters (9): SE George Wilson, RG Mark Bokermann, RT Shawn Andrews, TE Jason Peters FL Richard Smith, LT Bo Lacy, C Dan Doughty, QB Matt Jones, FB Mark Pierce.

Returning Defensive Starters (8): NG Arrion Dixon, DE Elliott Harris, SLB Caleb Miller, MLB Tony Bua, FC Lawrence Richardson, MLB Clarke Moore, SS Jimmy Beasley, BC Ahmad Carroll.

2003 SCHEDULE

Sept. 6 Tulsa
 Sept. 13 at Texas
 Sept. 20 North Texas (LR)
 Sept. 27 at Alabama
Oct. 11 Auburn
 Oct. 18 Florida
 Oct. 25 at Ole Miss
 Nov. 1 at Kentucky
 Nov. 8 South Carolina (LR)
 Nov. 15 New Mexico State
 Nov. 22 Mississippi State
 Nov. 29 at LSU
 (LR) – Little Rock

2002 RESULTS

Boise State	41-14	W
South Florida (LR)	42-3	W
Alabama	12-30	L
at Tennessee (6 OT)	38-41	L
at Auburn	38-17	W
Kentucky	17-29	L
Ole Miss	48-28	W
Troy State (LR)	23-0	W
at South Carolina	23-0	W
Louisiana-Lafayette	24-17	W
at Mississippi State	26-19	W
LSU (LR)	21-20	W
Georgia (SEC Champ.)	3-30	L
Minnesota	14-29	L
(Music City Bowl)		

(9-5, 5-3 SEC)

SERIES INFORMATION

Series Record: AU leads, 6-5-1

Auburn points: 279
Arkansas points: 286
at Auburn: AU leads, 5-3-1
at Fayetteville: Tied 2-2
at Neutral Sites: Tied, 1-1
at Little Rock, AR: UA leads, 1-0
at Memphis, TN: AU leads, 1-0

Games decided by 3 pts. or less:

UA leads, 2-1-1

Games decided by 7 pts. or less

AU leads, 3-2-1

Last 10 Games: Tied 5-5

MEDIA RELATIONS



SID: Kevin Trainor
Home Phone: (479) 582-9046
E-Mail: ktrainor@uark.edu
Assistant SID: Bob Grant
Home Phone: (479) 750-1236
E-mail: rgrant@uark.edu
SID FAX: (479) 575-7481
SID Mailing Address:
 Broyles Athletic Center
 Maple and Razorback Road
 Fayetteville, AR 72701

(479) 575-2751



Donald W. Reynolds Razorback Stadium

TOP AUBURN PERFORMANCES VS. ARKANSAS

RUSHING ATTEMPTS

32, James Bostic, 1992
 29, Rudi Johnson, 2000

RUSHING YARDS

246, Stephen Davis, 1994
 211, James Bostic, 1992

RECEPTIONS

17, Willie Goshu, 1995
 7, Frank Sanders, 1993
 7, Tim Carter, 2001

RECEIVING YARDS

222, Willie Goshu, 1995
 134, Frank Thomas, 1993

PASSING ATTEMPTS

52, Patrick Nix, 1995
 40, Daniel Cobb, 2001

PASSING COMPLETIONS

34, Patrick Nix, 1995
 22, Daniel Cobb, 2001

PASSING YARDS

387, Patrick Nix, 1995
 254, Daniel Cobb, 2001

PASSING TOUCHDOWNS

2, Patrick Nix, 1995
 2, Gabe Gross, 1998

TEAM BESTS

Rushing Attempts: 49, 1984 [Liberty Bowl]
Rushing Yards: 274, 1992
Passing Attempts: 52, 1995
Passing Completions: 34, 1995
Passing Yards: 387, 1995
Total Offense: 492, 2001

The Opponents

2003 Auburn Football

Mississippi State

October 18 • Jordan-Hare Stadium (86,063) • Auburn, AL



MISSISSIPPI STATE FACTS

Location: Starkville, MS
 Founded: 1878
 Enrollment: 16,610
 President: Dr. J. Charles Lee
 Athletic Director: Larry Templeton
 Conference: Southeastern (West)
 Nickname: Bulldogs
 Colors: Maroon and White
 Stadium: Scott Field
 Capacity: 55,082

COACHING STAFF



Head Coach: Jackie Sherrill
 Alma Mater: Alabama (1966)
 Record at MSU: 73-65-2 (12 years)
 Career Record: 178-110-4 (25 years)
 Football Phone: (662) 325-2534
 Weekly Press Conference: Tuesday,
 1 p.m. (CT)

Assistant Coaches:

Glenn Davis (Delta State, 1982)
Running Backs
 Ron Cooper (Jacksonville State, 1983)
Defensive Coordinator/Safeties
 Rockey Felker (Miss. State, 1975)
Coordinator of Football Operations
 Curley Hallman (Texas A&M, 1970)
Cornerbacks
 John Blake (Oklahoma, 1986)
Defensive Line
 Terry Lewis (Southern, 1970)
Tight Ends
 Steve Campbell (Troy State, 1988)
Offensive Line
 Guy Holliday (Cheyney, 1987)
Wide Receivers
 Jim Tompkins (Troy State, 1962)
Asst. Head Coach/Linebackers
 Morris Watts (Tulsa, 1961)
Offensive Coordinator/Quarterbacks

TEAM INFORMATION

2002 Record: 3-9, 0-8 SEC
 Conference Finish: 5th West
 2002 Final Ranking: NA
 2002 Bowl Appearance: NA

Offensive System: Multiple
 Defensive System: 4-3

Lettermen Returning: 47 (22 offense,
 21 defense, 4 specialty)

Lettermen Lost: 27 (11 offense, 13
 defense, 3 specialty)

Starters Returning: 17 (7 offense, 8
 defense, 2 specialty)

Starters Lost: 9 (5 offense, 4
 defense, 0 specialty)

Returning Offensive Starters (7): QB
 Kevin Fant, FL Justin Jenkins, C
 Blake Jones, FB Darnell Jones, HB
 Fred Reid, OT David Stewart, OG
 Brad Weathers.

Returning Defensive Starters (8): SS
 Jason Clark, CB Kevin Dockery, DT
 Ronald Fields, DT Kamau Jackson,
 DE Tommy Kelly, LB T.J. Mawhinney,
 FS Darren Williams, CB Demetric
 Wright.

2003 SCHEDULE

Aug. 30 Oregon
 Sept. 13 at Tulane
 Sept. 20 at Houston
 Sept. 27 LSU
 Oct. 4 Vanderbilt
 Oct. 11 Memphis
 Oct. 18 at Auburn
 Oct. 25 at Kentucky
 Nov. 8 Alabama
 Nov. 15 at Tennessee
 Nov. 22 at Arkansas
 Nov. 27 Ole Miss

2002 RESULTS

at Oregon	13-36	L
Jacksonville State	51-13	W
Auburn	14-42	L
at LSU	13-31	L
at South Carolina	10-34	L
Troy State	11-8	W
at Memphis	29-17	W
Kentucky	24-45	L
at Alabama	14-28	L
Tennessee	17-35	L
Arkansas	19-26	L
at Ole Miss	12-24	L

(3-9, 0-8 SEC)

SERIES INFORMATION

Series Record: AU leads, 52-22-2

Auburn points: 1,498
 Mississippi State points: 941
 at Auburn: AU leads, 23-5
 at Starkville: AU leads, 8-4-1
 at Neutral Sites: AU leads, 21-13-1
 at Birmingham, AL: AU leads, 14-11-1
 at Columbus, MS: AU leads, 1-0
 at Jackson, MS: AU leads, 5-2
 at Montgomery, AL: AU leads, 1-0

Games decided by 3 pts. or less:
 MSU leads, 5-4-2

Games decided by 7 pts. or less:
 AU leads, 16-13

Last 10 games: AU leads 6-4

MEDIA RELATIONS



Assoc. AD/Media Relations: Mike Nemeth
 Home Phone: (662) 323-7780
 E-Mail: nemeth@athletics.msstate.edu
 Assistant SID: John R. Cade
 Home Phone: (662) 324-6094
 Associate SID: David Rosinski
 Home Phone: (662) 324-0497
 SID FAX: (662) 325-2563
 SID Mailing Address:
 P.O. Box 5308
 MSU, MS 39762

(662) 325-2703



Davis Wade Stadium at Scott Field

TOP AUBURN PERFORMANCES VS. MSU

RUSHING ATTEMPTS

36, Joe Cribbs, 1978
 35, James Joseph, 1989

RUSHING YARDS

214, Bobby Hunt, 1959
 179, Brent Fullwood, 1986

RECEPTIONS

10, Tyrone Goodson, 1996
 8, Freddie Hyatt, 1967

RECEIVING YARDS

175, Frank Sanders, 1994
 145, Tyrone Goodson, 1996

PASSING ATTEMPTS

54, Dameyune Craig, 1997
 41, Dameyune Craig, 1996

PASSING COMPLETIONS

28, Dameyune Craig, 1996
 23, Patrick Nix, 1995

PASSING YARDS

394, Dameyune Craig, 1996
 311, Patrick Nix, 1994

PASSING TOUCHDOWNS

4, Dameyune Craig, 1996
 4, Loran Carter, 1967

TEAM BESTS

Rushing Attempts: 59, 1989
 Rushing Yards: 332, 1995
 Passing Attempts: 43, 1997
 Passing Completions: 29, 1996
 Passing Yards: 429, 1996
 Total Offense: 664, 1970

WWW.MSTATEATHLETICS.COM

The Opponents

2003 Auburn Football

Louisiana State

October 25 • Tiger Stadium (91,600) • Baton Rouge, LA



LOUISIANA STATE FACTS

Location: Baton Rouge, LA
Founded: 1860
Enrollment: 29,022
Chancellor: Dr. Mark Emmert
Athletic Director: Skip Bertman
Conference: Southeastern (West)
Nickname: Tigers
Colors: Purple and Gold
Stadium: Tiger Stadium
Capacity: 91,600

COACHING STAFF



Head Coach: Nick Saban
Alma Mater: Kent State (1973)
Record at LSU: 26-12 (3 years)
Career Record: 68-38-1 (9 years)
Football Phone: (225) 578-1151
Weekly Press Conference:
 Wednesday, 10:07 a.m. (CT)

Assistant Coaches:

Derek Dooley (Virginia, 1991)
Running Backs, Special Teams
 Jimbo Fisher (Salem College, 1989)
Offensive Coordinator/QB
 Kirk Doll (East Carolina, 1974)
Linebackers
 Travis Jones (Georgia, 1995)
Defensive Line
 Stan Hixon (Iowa State, 1979)
Wide Receivers
 Will Muschamp (Georgia, 1994)
Defensive Coordinator
 Sam Nader (Auburn, 1967)
Administrative Assistant
 Stacy Searels (Auburn, 1990)
Offensive Line
 Lance Thompson (The Citadel, 1987)
Tight Ends/Recruiting Coordinator
 Tim Walton (Ohio State, 1994)
Defensive Backs

TEAM INFORMATION

2002 Record: 8-5, 5-3 SEC
Conference Finish: T-1st West
2002 Final Ranking: NA
2002 Bowl Appearance: Lost to Texas, 35-20, in Cotton Bowl.

Offensive System: Multiple
Defensive System: 4-3

Lettermen Returning: 38 (19 offensive, 18 defensive, 1 specialty)

Lettermen Lost: 17 (8 offensive, 7 defensive, 2 specialty)

Starters Returning: 16 (8 offense, 7 defense, 1 specialty)

Starters Lost: 11 (5 offense, 5 defense, 1 specialty)

Returning Offensive Starters (8)

LT Andrew Whitworth, LG Stephen Peterman, C Ben Wilkerson, WR Michael Clayton, RT Rodney Reed, TE Eric Edwards, QB Marcus Randall, QB Matt Mauck.

Returning Defensive Starters (7)

RT Chad Lavalais, LE Marcus Spears, RE Marquise Hill, LB Lionel Turner, CB Randall Gay, CB Corey Webster, FS Jack Hunt.

2003 SCHEDULE

Aug. 30 Louisiana-Monroe
 Sept. 6 at Arizona
 Sept. 13 Western Illinois
 Sept. 20 Georgia
 Sept. 27 at Mississippi State
 Oct. 11 Florida
 Oct. 18 at South Carolina
Oct. 25 Auburn
 Nov. 1 Louisiana Tech
 Nov. 15 at Alabama
 Nov. 22 at Ole Miss
 Nov. 29 Arkansas

2002 RESULTS

at Virginia Tech	8-26	L
The Citadel	35-10	W
Miami (Ohio)	33-7	W
Mississippi State	31-13	W
Louisiana-Lafayette	48-0	W
at Florida	36-7	W
South Carolina	38-14	W
at Auburn	7-31	L
at Kentucky	33-30	W
Alabama	0-31	L
Ole Miss	14-13	W
at Arkansas	20-21	L
Texas (Cotton)	20-35	L

(8-5, 5-3 SEC)

SERIES INFORMATION

Series Record: LSU leads, 19-17-1

Auburn points: 551

LSU points: 482

at Auburn: AU leads 7-5

at Baton Rouge: LSU leads, 10-5-1

at Neutral Sites: AU leads, 5-4

at Birmingham, AL: AU leads, 3-2

at Mobile, AL: AU leads, 2-0

at Montgomery, AL: LSU leads, 2-0

Games decided by 3 pts. or less:

LSU leads, 3-2-2

Games decided by 7 pts. or less:

LSU leads, 8-7-1

Last 10 games: AU leads, 6-4

MEDIA RELATIONS



SID: Michael Bonnette
Home Phone: (225) 923-2426
E-Mail: mbonnet@lsu.edu
Associate SID: Brian Miller
Home Phone: (225) 272-0403
E-Mail: bmiller@lsu.edu
SID FAX: (225) 578-1861
SID Mailing Address:
 P.O. Box 25095
 Baton Rouge, LA 70894

(225) 578-8226



Tiger Stadium

TOP AUBURN PERFORMANCES VS. LSU

RUSHING ATTEMPTS

36, Rudi Johnson, 2000
 35, James Brooks, 1980

RUSHING YARDS

210, James Brooks, 1980
 139, Rudi Johnson, 2000

RECEPTIONS

9, Clifton Robinson, 1998

RECEIVING YARDS

134, Terry Beasley, 1970
 130, Clifton Robinson, 1998

PASSING ATTEMPTS

45, Dameyune Craig, 1997
 38, Ben Leard, 1998

PASSING COMPLETIONS

23, Dameyune Craig, 1997
 21, Ben Leard, 1998 & 2000

PASSING YARDS

342, Dameyune Craig, 1997
 304, Ben Leard, 1999

PASSING TOUCHDOWNS

3, Ben Leard, 1999
 2, Dameyune Craig, 1997
 2, Ben Leard, 1998 & 2000

TEAM BESTS

Rushing Attempts: 62, 1980
Rushing Yards: 340, 1980
Passing Attempts: 45, 1997
Passing Completions: 23, 1997
Passing Yards: 342, 1997
Total Offense: 554, 1993

The Opponents

2003 Auburn Football

Louisiana-Monroe

November 1 • Jordan-Hare Stadium (86,063) • Auburn, AL



LOUISIANA-MONROE FACTS

Location: Monroe, La.
Founded: 1931
Enrollment: 8,151
President: Dr. James E. Cofer, Sr.
Athletic Director: Bruce Hanks
Conference: Sun Belt
Nickname: Indians
Colors: Maroon and Gold
Stadium: Malone Stadium
Capacity: 30,427

COACHING STAFF



Head Coach: Charlie Weatherbie
Alma Mater: Oklahoma State, 1977
Record at ULM: First Year
Career Record: 45-64 (10 years)
Football Phone: (318) 342-3575
Weekly Press Conference:
 Contact SID

Assistant Coaches:

Tommy Condell (SUNY Cortland, 1993)
Offensive Coordinator/Quarterbacks
 Bob Trott (North Carolina, 1976)
Defensive Coordinator
 Manny Michel (Tennessee Tech, 1984)
Defensive Line
 Pat Murphy (ULM, 1983)
Linebackers
 Kenny Ray (Southern Miss., 1995)
Running Backs
 Allen Rudolph (Southern Miss., 1995)
Offensive Line

TEAM INFORMATION

2002 Record: 3-9, 2-4 Sun Belt
Conference Finish: T4th
2002 Final Ranking: NA
2002 Bowl Appearance: NA

Offensive System: Multiple
Defensive System: 4-2-5

Lettermen Returning: 49 (23 offensive, 25 defensive, 1 Specialty)

Lettermen Lost: 14 (8 offensive, 4 defensive, 2 Specialty)

Starters Returning: 17 (9 offense, 8 defense, 0 Specialty)

Starters Lost: 7 (3 offense, 2 defense, 2 specialty)

Returning Offensive Starters (9)
 QB Steven Jyles, FB Jason Schule, WR Mack Vincent, WR Floyd Smith, WR Drouzon Quillen, LT Bruce Hampton, C Hayden Wadsworth, RG Shane Luna, RT Josh Wade.

Returning Defensive Starters (8)
 DE John Thompson, NT Corey Conde, DE Alnecco Shine, LB John Winchester, CB Cash Mouton, FS Chris Harris, SS A.J. Bocard, SS Damien Richard.

2003 SCHEDULE

Aug. 30 at LSU
 Sept. 6 Stephen F. Austin
 Sept. 13 at Ole Miss
 Sept. 20 Northwestern State
 Sept. 27 at Utah State
 Oct. 4 at Arkansas state
 Oct. 11 at Louisiana-Lafayette
 Oct. 25 New Mexico State
Nov. 1 at Auburn
 Nov. 8 North Texas
 Nov. 15 Idaho
 Nov. 22 at Troy State

2002 RESULTS

at Ole Miss 3-31 L
 at Kansas State 0-68 L
 McNeese State 19-24 L
 Arkansas State 21-33 L
 Tulane 9-52 L
 Idaho 34-14 W
 at New Mexico State 21-34 L
 Utah State 51-48 W
 at North Texas 2-41 L
at Auburn 14-52 L
 at Middle Tenn. State 28-44 L
 UL-Lafayette 34-10 W

(3-9, 2-4 Sun Belt)

SERIES INFORMATION

Series Record: AU leads 4-0

Auburn Points: 162
ULM Points: 64

Year	Score	Site	Date
1994	44-12	Auburn, AL	Sept. 10
1995	38-14	Auburn, AL	Nov. 4
1996	28-24	Auburn, AL	Nov. 9
2002	52-14	Auburn, AL	Nov. 9

at Auburn: 4-0
at Monroe: 0-0
Neutral Sites: 0-0-0

Games decided by 3 pts. or less: 0-0

Games decided by 7 pts. or less: AU leads 1-0

MEDIA RELATIONS



Assist. AD/SID: Hank Largin
Home Phone: (318) 651-8361
E-Mail: largin@ulm.edu
SID FAX: (318) 342-5464
SID Mailing Address:
 Admin. Building
 700 University Ave.
 Monroe, LA 71209-2500

(318) 342-5442



Malone Stadium

TOP AUBURN PERFORMANCES VS. LOUISIANA-MONROE

RUSHING ATTEMPTS

13, Eric Hines-Tucker, 1995

RUSHING YARDS

111, Stephen Davis, 1995

RECEPTIONS

6, Robert Baker, 1996

RECEIVING YARDS

86, Robert Baker, 1996

PASSING ATTEMPTS

33, Patrick Nix, 1994

PASSING COMPLETIONS

18, Patrick Nix, 1994

PASSING YARDS

248, Dameyune Craig, 1996

PASSING TOUCHDOWNS

2, Daniel Cobb & Jason Campbell, 2002

TEAM BESTS

Rushing Attempts: 46, 1994
Rushing Yards: 254, 1994, 1995
Passing Attempts: 41, 1994
Passing Completions: 24, 1994
Passing Yards: 313, 1994
Total Offense: 567, 1994

The Opponents

2003 Auburn Football

Tigers Host Louisiana-Monroe in 77th Homecoming Game

HOMECOMING ON THE PLAINS

The 90th observance of Homecoming at Auburn and the Tigers' 77th Homecoming football game comes to Jordan-Hare November 1, when Auburn hosts Louisiana-Monroe.

Homecoming at Auburn began in June 1913, when Dr. Charles Thach, president of what was then Alabama Polytechnic Institute, issued a proclamation calling for "the observance of a Homecoming for all those loyal sons who, as former Auburn students, have passed through her portals and received her honors."

Homecoming festivities were held in connection with the spring commencement exercises until 1924. Auburn beat Clemson, 13-0, in Auburn's first Homecoming game. The game was played on old Drake Field, which is now the parking lot for Haley Center.

Until the first section of Jordan-Hare Stadium was completed in 1939, Auburn sometimes observed Homecoming in Montgomery or Columbus, Ga., since adequate campus facilities were not available. Auburn did not have Homecoming games in 1930 and 1938. There was no football team in 1943 because of WWII.

Auburn is 63-8-5 at Homecoming. Mississippi State (16 times) has been the most common Homecoming guest.

Auburn Homecoming Opponents

School	No.	School	No.
Mississippi State	16	Louisiana-Monroe	1
Clemson	10	LSU	1
Florida	10	Loyola	1
Louisiana Tech	6	Maryland	1
Florida State	3	Miami (Fla)	1
Oglethorpe	3	New Mexico State	1
Southern Miss	3	North Texas	1
Cincinnati	2	Presbyterian	1
Northeast Louisiana	2	Rutgers	1
Central Florida	2	Southwestern Louisiana	1
East Carolina	1	Spring Hill	1
Erskine	1	TCU	1
Furman	1	Virginia Tech	1
Georgia	1	Wake Forest	1
Houston	1		



Quarterback Jason Campbell was 8-for-10 for 184 yards with two touchdowns against ULM in the 2002 Homecoming game.

HOMECOMING RECORDS

DATE	OPPONENT	SCORE	W-L-T	ATT.
10/4/24	Clemson	13-0	W	
10/10/25	VPI	19-0	W	
10/2/26	Clemson	47-0	W	
10/8/27	Florida	6-33	L	
10/6/28	Clemson	0-6	L	
10/11/29	Florida	0-19	L	
1930	NO GAME			
10/31/31	Spring Hill	27-7	W	
11/1/32	Erskine	77-0	W	
11/11/33	Oglethorpe	27-6	W	
9/29/34	Oglethorpe	15-0	W	
11/16/35	Oglethorpe	51-0	W	
11/21/36	Loyola	44-0	W	
11/20/37	Georgia	0-0	T	
1938	NO GAME			
11/30/39	Florida	7-7	T	
11/9/40	Clemson	21-7	W	
11/29/41	Clemson	28-7	W	
11/28/42	Clemson	41-13	W	
1943	NO TEAM			
11/4/44	Presbyterian	57-0	W	
11/3/45	Florida	19-0	W	
10/5/46	Furman	46-6	W	
10/4/47	Louisiana Tech	14-0	W	
10/2/48	Louisiana Tech	13-13	T	
11/5/49	Mississippi State	25-6	W	
11/25/50	Clemson	0-41	L	
10/13/51	Florida	14-13	W	
11/8/52	Mississippi State	34-49	L	
10/31/53	Florida	16-7	W	
11/20/54	Clemson	27-6	W	
11/5/55	Mississippi State	27-26	W	
11/10/56	Mississippi State	27-20	W	
11/2/57	Florida	13-0	W	
11/8/58	Mississippi State	33-14	W	
10/31/59	Florida	6-0	W	
11/5/60	Mississippi State	27-12	W	
10/28/61	Clemson	24-14	W	
11/10/62	Mississippi State	9-3	W	
11/2/63	Florida	19-0	W	
11/7/64	Mississippi State	12-3	W	
10/30/65	Florida	28-17	W	
10/22/66	TCU	7-6	W	34,976
11/11/67	Mississippi State	36-0	W	40,871
10/26/68	Miami	31-6	W	44,710
11/8/69	Mississippi State	52-13	W	47,600
10/24/70	LSU	9-17	L	62,392
10/23/71	Clemson	35-13	W	55,000
10/28/72	Florida State	27-14	W	58,122
10/27/73	Houston	7-7	T	58,426
10/26/74	Florida State	38-6	W	58,709
11/8/75	Mississippi State	21-21	T	
10/23/76	Florida State	31-19	W	58,500
11/5/77	Mississippi State	27-13	W	58,000
10/28/78	Wake Forest	21-7	W	52,120
11/10/79	Mississippi State	14-3	W	59,186
11/8/80	Southern Miss	31-0	W	56,800
11/7/81	North Texas State	20-0	W	63,000
11/6/82	Rutgers	30-7	W	58,000
11/5/83	Maryland	35-23	W	75,600
11/10/84	Cincinnati	60-0	W	74,750
11/9/85	East Carolina	35-10	W	65,600
11/8/86	Cincinnati	52-7	W	63,500
10/24/87	Mississippi State	38-7	W	79,900
11/5/88	Southern Miss	38-8	W	73,787
10/28/89	Mississippi State	14-0	W	84,105
11/10/90	Southern Miss	12-13	L	85,214
10/26/91	Mississippi State	17-24	L	82,214
10/24/92	Southwestern Louisiana	25-24	W	74,327
11/6/93	New Mexico State	55-14	W	82,128
11/5/94	East Carolina	38-21	W	84,738
11/4/95	Northeast Louisiana	38-14	W	78,149
11/9/96	Northeast Louisiana	28-24	W	78,309
10/11/97	Louisiana Tech	49-13	W	84,761
11/7/98	Central Florida	10-6	W	80,743
11/6/99	Central Florida	28-10	W	78,804
10/21/00	Louisiana Tech	38-28	W	82,140
10/20/01	Louisiana Tech	48-41 (OT)	W	86,063
11/9/02	Louisiana-Monroe	52-14	W	84,618

OVERALL

63-8-5

The Opponents

2003 Auburn Football

Ole Miss

November 8 • Jordan-Hare Stadium (86,063) • Auburn, AL

Ole Miss

OLE MISS FACTS

Location: Oxford, MS
 Founded: 1848
 Enrollment: 14,960
 Chancellor: Robert C. Khayat
 Athletic Director: Pete Boone
 Conference: Southeastern (West)
 Nickname: Rebels
 Colors: Cardinal Red & Navy Blue
 Stadium: Vaught-Hemingway
 Capacity: 60,580

COACHING STAFF



Head Coach: David Cutcliffe
Alma Mater: Alabama, 1976
Record at UM: 30-19 (4 years)
Career Record: 30-19 (4 years)
Football Phone: (662) 915-1564
Weekly Press Conference:
 Monday, 11:30 a.m. (CT)

Assistant Coaches:

Chuck Driesbach (Villanova, 1975)
Defensive Coordinator/Secondary
 Marion Hobby (Tennessee, 1989)
Defensive Ends
 Jim Knowles (Cornell, 1987)
Linebackers/Recruiting Coordinator
 John Latina (Virginia Tech, 1979)
Offensive Coordinator/OL
 Matt Luke (Ole Miss, 1990)
Tight Ends/Assistant Offensive Line
 Ron Middleton (Auburn, 1985)
Running Backs/Special Teams
 Rick Petri (Missouri-Rolla, 1976)
Defensive Tackles
 Kurt Roper (Rice, 1995)
Quarterbacks
 T.D. Woods (Tennessee, 1990)
Receivers

TEAM INFORMATION

2002 Record: 7-6, 3-5 SEC
Conference Finish: 4th West
2002 Final Ranking: NA
2002 Bowl Appearance: Defeated Nebraska, 27-23, in MainStay Independence Bowl.

Offensive System: Multiple Pro
Defensive System: 4-2-5

Lettermen Returning: 50 (23 offensive, 24 defensive, 3 specialty)

Lettermen Lost: 22 (12 offensive, 9 defensive, 1 specialty)

Starters Returning: 17 (7 offense, 8 defense, 2 specialty)

Starters Lost: 8 (4 offense, 3 defense, 1 specialty)

Returning Offensive Starters (7)

QB Eli Manning, RB Rick Razzano, RB Tremaine Turner, WR Bill Flowers, T Tre' Stallings, G Doug Buckles, G Marcus Johnson.

Returning Defensive Starters (8)

E Charlie Anderson, E Josh Cooper, T Jesse Mitchell, LB Justin Wade, CB Von Hutchins, CB Travis Johnson, FS Eric Oliver, WS Travis Blanchard.

2003 SCHEDULE

Aug. 30 at Vanderbilt
 Sept. 6 at Memphis
 Sept. 13 Louisiana-Monroe
 Sept. 27 Texas Tech
 Oct. 4 at Florida
 Oct. 11 Arkansas State
 Oct. 18 Alabama
 Oct. 25 Arkansas
 Nov. 1 South Carolina
Nov. 8 at Auburn
 Nov. 22 LSU
 Nov. 27 at Mississippi State

2002 RESULTS

Louisiana-Monroe	31-3	W
Memphis	38-16	W
at Texas Tech	28-42	L
Vanderbilt	45-38	W
Florida	17-14	W
Arkansas State	52-17	W
at Alabama	7-42	L
at Arkansas	28-48	L
Auburn	24-31	L
at Georgia	17-31	L
at LSU	13-14	L
Mississippi State	24-12	W
Nebraska	27-23	W

(Independence Bowl)

(7-6, 3-5 SEC)

SERIES INFORMATION

Series Record: Auburn leads, 20-7

Auburn points: 530
Ole Miss points: 447
at Auburn: AU leads, 9-1
at Oxford: AU leads, 6-1
at Neutral Sites: Tied, 5-5
at Birmingham, AL: UM leads, 1-0
at Jackson, MS: AU leads, 3-0
at Jacksonville, FL: AU leads, 1-0
at Memphis, TN: UM leads, 2-0
at Mobile, AL: UM leads, 1-0
at Montgomery, AL: Tied, 1-1

Games decided by 3 pts. or less:
 None

Games decided by 7 pts. or less:
 AU leads, 10-2

Last 10 games: AU leads, 9-1

MEDIA RELATIONS



Assoc. AD/Media Relations:

Langston Rogers
Home Phone: (662) 236-3535
E-Mail: lrogers@olemiss.edu
Associate SID: Rick Stupak
Home Phone: 662-236-2478
E-Mail: rstupak@olemiss.edu
SID FAX: (662) 915-7006
SID Mailing Address:
 Box 217, University of Mississippi
 University, MS 38677

(662) 915-7522



Vaught-Hemingway Stadium

TOP AUBURN PERFORMANCES VS. OLE MISS

RUSHING ATTEMPTS

38, Bo Jackson, 1985
 36, Joe Cribbs, 1978

RUSHING YARDS

240, Bo Jackson, 1985
 224, Ronnie Brown, 2002

RECEPTIONS

8, Terry Beasley, 1970 [Gator Bowl]
 7, Tyrone Goodson, 1995

RECEIVING YARDS

161, Robert Baker, 1996
 143, Terry Beasley, 1970 [Gator]

PASSING ATTEMPTS

43, Pat Sullivan, 1970 [Gator Bowl]
 39, Patrick Nix, '95 & Stan White '92

PASSING COMPLETIONS

28, Patrick Nix, 1995
 27, Pat Sullivan, 1970 [Gator Bowl]

PASSING YARDS

372, Patrick Nix, 1995
 351, Pat Sullivan, 1970 [Gator Bowl]

TEAM BESTS

Rushing Attempts: 82, 1985
Rushing Yards: 439, 1985
Passing Attempts: 43, 1970, 1992
Passing Completions: 29, 1995
Passing Yards: 373, 1995
Total Offense: 606, 1985

WWW.OLEMISSSPORTS.COM

The Opponents

2003 Auburn Football

Georgia

November 15 • Sanford Stadium (92,000) • Athens, GA



GEORGIA FACTS

Location: Athens, GA
Founded: 1785
Enrollment: 32,941
President: Dr. Michael F. Adams
Athletic Director: Vincent J. Dooley
Conference: Southeastern (East)
Nickname: Bulldogs
Colors: Red and Black
Stadium: Sanford Stadium
Capacity: 92,000

COACHING STAFF



Head Coach: Mark Richt
Alma Mater: Miami (Fla.) (1982)
Record at UGA: 21-5 (2 Years)
Career Record: 21-5 (2 Years)
Football Phone: (706) 542-1515
Weekly Press Conference: Sunday, 4 p.m. (CT)

Assistant Coaches:

Brian VanGorder (Wayne State, 1991)
Defensive Coordinator/Linebackers
 Neil Callaway (Alabama, 1978)
Offensive Coordinator/Offensive Line
 Rodney Garner (Auburn, 1990)
Defensive Line/Recruiting Coord.
 Jon Fabris (Ole Miss, 1980)
Defensive Ends
 Willie Martinez (Miami (Fla.), 1986)
Secondary
 Ken Rucker (Carson-Newman, 1976)
Running Backs
 John Eason (Florida A&M, 1969)
Asst. Head Coach/Wide Receivers
 Mike Bobo (Georgia, 1997)
Quarterbacks
 David Johnson (West Virginia, 1985)
Tight Ends
 Dave Van Halanger (W. Virginia, 1976)
Strength and Conditioning

TEAM INFORMATION

2002 Record: 13-1, 7-1 SEC
Conference Finish: 1st SEC
2002 Final Ranking: 3rd AP, 3rd USA
Today/Coaches
2002 Bowl Appearance: Defeated Florida State, 26-13, in Nokia Sugar Bowl.

Offensive System: Pro Style
Defensive System: Multiple 4-3

Lettermen Returning: 41 (18 offense, 21 defense, 2 specialty)
Lettermen Lost: 24 (14 offense, 8 defense, 2 specialty)
Starters Returning: 12 (3 offense, 7 defense, 2 specialty)
Starters Lost: 13 (8 offense, 4 defense, 1 specialty)
Returning Offensive Starters (3): QB David Greene, TE Ben Watson, FL Fred Gibson.
Returning Defensive Starters (7): DE Will Thompson, NT Ken Veal, CB Bruce Thornton, DE David Pollack, CB Decory Bryant, FS Sean Jones, ROV Kentrell Curry.

2003 SCHEDULE

Aug. 30 at Clemson
 Sept. 6 Middle Tennessee
 Sept. 13 South Carolina
 Sept. 20 at LSU
 Oct. 4 Alabama
 Oct. 11 at Tennessee
 Oct. 18 at Vanderbilt
 Oct. 25 Alabama-Birmingham
 Nov. 1 Florida (at Jacksonville)
Nov. 15 Auburn
 Nov. 22 Kentucky
 Nov. 29 at Georgia Tech

2002 RESULTS

Clemson	31-28	W
South Carolina	13-7	W
Northwestern (La.) State	45-7	W
New Mexico State	41-10	W
Alabama	27-25	W
Tennessee	18-13	W
Vanderbilt	48-17	W
Kentucky	52-24	W
Florida	13-20	L
Ole Miss	31-17	W
Auburn	24-21	W
Georgia Tech	51-7	W
Arkansas (SEC Champ.)	30-3	W
Florida State	26-13	W

(Nokia Sugar Bowl)

(13-1, 7-1 SEC)

SERIES INFORMATION

Series Record: AU leads, 51-47-8

Auburn points: 1,588
Georgia points: 1,586
at Auburn: UGA leads, 12-8-2
at Athens: AU leads, 17-8
at Neutral Sites: UGA leads, 27-26-6
at Atlanta, GA: AU leads, 5-4-3
at Columbus, GA: GA leads, 21-16-2
at Macon, GA: Tied, 2-2
at Montgomery, AL: AU leads, 2-0
at Savannah, GA: AU leads, 1-0-1

Games decided by 3 pts. or less:
 AU leads, 7-5-8

Games decided by 7 pts. or less:
 UGA leads, 21-18-8

Last 10 games: AU leads, 6-3-1

MEDIA RELATIONS



Associate AD/SID: Claude Felton
Home Phone: (706) 543-3910
E-Mail: cfelton@sports.uga.edu
Associate SID: Christopher Lakos
Home Phone: (706) 714-2934
E-Mail: clakos@sports.uga.edu
Associate SID: Mike Mobley
Home Phone: (706) 548-0858
E-Mail: mmobley@sports.uga.edu
SID FAX: (706) 542-9339
SID Mailing Address: P.O. Box 1472
 Athens, GA 30603

(706) 542-1621



Sanford Stadium

TOP AUBURN PERFORMANCES VS. GEORGIA

RUSHING ATTEMPTS

41, Carnell Williams, 2001
 38, Stacy Danley, 1988

RUSHING YARDS

250, Joe Cribbs, 1978
 200, James Brooks, 1979

RECEPTIONS

9, Ronney Daniels, 1999
 9, Karsten Bailey, 1998

RECEIVING YARDS

249, Ronney Daniels, 1999
 150, Lawyer Tillman, 1986

PASSING ATTEMPTS

45, Gabe Gross, 1998
 44, Pat Sullivan, 1970

PASSING COMPLETIONS

24, Pat Sullivan, 1970
 24, Ben Leard, 1999 & 2000

PASSING YARDS

416, Ben Leard, 1999
 320, Pat Sullivan, 1970

PASSING TOUCHDOWNS

4, Pat Sullivan, 1971
 3, Ben Leard, 1999

TEAM BESTS

Rushing Attempts: 63, 1978
Rushing Yards: 438, 1978
Passing Attempts: 45, 1998
Passing Completions: 24, 1970
Passing Yards: 416, 1999
Total Offense: 539, 1996

The Opponents

2003 Auburn Football

THE 107TH MEETING BETWEEN THE TIGERS AND BULLDOGS

Auburn and Georgia have met 106 times in the Deep South's oldest rivalry. The two teams first met in 1892 when they played the first college football game in Southern history.

ROAD-FIELD ADVANTAGE

The Auburn-Georgia series has taken hospitality to a new level. Auburn owns a winning record in Athens (17-8) while Georgia has a winning mark on the Plains (12-8-2). The Tigers have won nine of their last 10 games at Sanford Stadium.

Former Auburn coaches **Terry Bowden** never beat Georgia in Auburn (0-1-1), but never lost to the Bulldogs in Athens (3-0) and **Pat Dye** had a better record in Athens (4-2) than he did against Georgia in Auburn (3-3).

Even legendary Georgia coach **Vince Dooley** (1964-88), an Auburn graduate, had better success against the Tigers in Auburn (7-5-1) than he did in Athens (4-8).

MORE AU-UGA SERIES NOTES

Through 106 meetings, Auburn has outscored Georgia just 1,588 to 1,586. In games decided by three points or less, Auburn leads, 7-5-8. In games decided by seven points or less, Georgia leads, 21-18-8.

ONE OF THE USA'S OLDEST SERIES

The Auburn-Georgia series is tied with Oregon-Oregon State as the seventh-most played series in the nation. It is the lone Southern series and one of just 15 in the nation to have reached the century mark in games played.

NATION'S MOST-PLAYED RIVALRIES

Rk	No	Opponents	Series	1st Gm
1.	112	Minnesota-Wisconsin	UM, 58-45-8	1890
2.	111	Missouri-Kansas	MU, 52-50-9	1891
3.	109	Nebraska-Kansas	NU, 85-21-3	1892
	109	Texas-Texas A&M	UT, 71-34-5	1894
5.	107	Miami(OH)-Cincinnati	UM, 57-42-7	1888
	107	North Carolina-Virgina	UNC, 56-47-1	1892
7.	106	Auburn-Georgia	AU, 51-47-8	1892
	106	Oregon-Oregon State	UO, 53-43-10	1984
9.	105	Purdue-Indiana	PU, 65-34-6	1891
	105	Stanford-California	SU, 54-40-11	1892

OLD SERIES, PART II

World war was the only thing strong enough to keep Auburn and Georgia from playing football. The two teams did not play in 1943, only because Auburn did not field a team due to World War II. The two teams did not play in 1917 and 1918 because of WWI. With those two excep-

tions, Auburn and Georgia have played continuously since 1898.

The Auburn-Georgia series (106 games) is older than the Georgia-Georgia Tech series (105 games) and the Auburn-Alabama series (67 games). Auburn and Georgia first played in 1892. They first played their intrastate rivals in 1893.

CHANGING TIMES

The 2000 Auburn-Georgia game at Jordan-Hare Stadium had a sellout crowd and a gate of more than \$1 million.

Ralph "Shug" Jordan, who was an assistant at Georgia before becoming Auburn's winningest head coach, often used the Auburn-Georgia series, his favorite rivalry, as an example of the growth of college football.

One of his favorite stories was how gate receipts from early Auburn-Georgia games were divided. It involved Auburn's Cliff Hare and Georgia's Charles Herty, their friendship and the relationship between the two schools that brought college football to the Deep South.

"They would come to Dean Hare's house on Gay Street in Auburn after the game in Columbus to divide the money," Jordan said. "They would take the gate receipts out of an old cigar box, spread it on the kitchen table and say, 'a dollar for you and a dollar for us' until the game proceeds were divided equally between the two schools."

Today, it takes a team of accountants in Auburn, Athens and the SEC office in Birmingham weeks to do what two gentlemen, Hare and Herty, used to do in a matter of minutes.

HONORED FOES

Of Auburn's major rivals whose games were once played at neutral sites, Georgia is the only school to come to Auburn without argument. In fact, both Auburn and Georgia used a home-and-home AU-UGA series as the base for major stadium additions.

Alabama, Tennessee and Georgia Tech all indicated they would drop Auburn rather than play at what was then known as Cliff Hare Stadium.

UGA 56, AU 49: AN SEC FIRST

The 1996 Auburn-Georgia game, the 100th in the series, was the first SEC game ever to go into overtime. Georgia won 56-

49 in four OT. It is the third longest game in SEC history.

TUBERVILLE EARNS SPOT IN RECORD BOOKS

With a dramatic 29-26 overtime victory over the Bulldogs in 2000 on the Plains, Auburn head coach **Tommy Tuberville** became the first coach since **Shug Jordan** to claim victory in their first home meeting in the series.

Since 1959, when the series moved to a home-and-home basis, a combined seven coaches have led the Tigers and Bulldogs with only Jordan and Tuberville successfully defending the home field in their first attempt.

In addition, Tuberville became the first coach to beat Georgia in his first two seasons as head coach since Auburn's **Mike Donahue** accomplished the feat in 1904 and 1905.

WILLIAMS SETS AU RECORD

In 2000's 24-17 win in Athens, then-freshman **Carnell Williams** set a new Auburn record when he carried the ball 41 times against the Bulldogs.

Williams' 41 carries broke the old record of 38 set by both **Stacy Danley** (1988) and **Bo Jackson** (1985).

For the game, Williams rushed for 167 yards and two touchdowns and was named SEC Player of the Week following his performance.



Ronnie Brown rushed for 124 yards on 25 carries, including a 53-yard touchdown run, against Georgia in 2002.

The Opponents

2003 Auburn Football

Alabama

November 22 • Jordan-Hare Stadium (86,063) • Auburn, AL



ALABAMA FACTS

Location: Tuscaloosa, AL
Founded: 1831
Enrollment: 19,400
President: Dr. Robert Witt
Athletic Director: Mal Moore
Conference: Southeastern (West)
Nickname: Crimson Tide
Colors: Crimson and White
Stadiums: Bryant-Denny Stadium/
 Legion Field
Capacity: 83,818/83,091

COACHING STAFF



Head Coach: Mike Shula
Alma Mater: Alabama (1987)
Record at UA: First Year
Career Record: First Year
Football Phone: (205) 348-3600
Weekly Press Conference: Sunday,
 3:30 p.m., Tuesday 12:30 p.m. (CT)

Assistant Coaches:

Joe Kines (Jacksonville State, 1966)
Defensive Coordinator/Linebackers
 Dave Rader (Tulsa, 1980)
Offensive Coordinator/Quarterbacks
 Chris Ball (Missouri Western St., 1986)
Secondary
 Bob Connelly (Texas A&M-Comm., 1994)
Offensive Line
 Charlie Harbison (Gardner-Webb, 1992)
Wide Receivers
 Paul Randolph (UT-Martin, 1990)
Defensive Ends
 Dave Ungerer (So. Conn. St., 1980)
Director of Football Operations
 Sparky Woods (Carson-Newman, 1976)
Tight Ends
 Buddy Wyatt (TCU, 1989)
Defensive Line

TEAM INFORMATION

2002 Record: 10-3, 6-2 SEC
Conference Finish: T-1st SEC West
2002 Final Ranking: 11th AP
2002 Bowl Appearance: NA

Offensive System: One-back
Defensive System: 4-3

Lettermen Returning: 43 (19 offense, 20 defense, 4 specialty)

Lettermen Lost: 28 (11 offense, 16 defense, 1 specialty)

Starters Returning: 14 (6 offense, 7 defense, 1 specialty)

Starters Lost: 11 (5 offense, 5 defense, 1 specialty)

Returning Offensive Starters (6): LT Wesley Britt, RG Justin Smiley, WR Triandos Luke, RT Evan Mathis, FB Greg McLain, TB Shaud Williams.

Returning Defensive Starters (7): DE Nautyn McKay-Loescher, DE Antwan Odom, CB Charlie Peparah, MLB Freddie Roach, SLB Cornelius Wortham, WLB Brooks Daniels, FS Charles Jones.

2003 SCHEDULE

Aug. 30 South Florida (Birmingham)
 Sept. 6 Oklahoma
 Sept. 13 Kentucky
 Sept. 20 Northern Illinois
 Sept. 27 Arkansas
 Oct. 4 at Georgia
 Oct. 11 Southern Miss
 Oct. 18 at Ole Miss
 Oct. 25 Tennessee
 Nov. 8 at Mississippi State
 Nov. 15 LSU
Nov. 22 at Auburn
 Nov. 29 at Hawaii

2002 RESULTS

MTSU (Birmingham)	39-34	W
at Oklahoma	27-37	L
North Texas	33-7	W
Southern Miss	20-7	W
at Arkansas	30-12	W
Georgia	25-27	L
Ole Miss	42-7	W
at Tennessee	34-14	W
at Vanderbilt	30-8	W
Mississippi State	28-14	W
at LSU	31-0	W
Auburn	7-17	L
at Hawaii	21-16	W

(10-3, 6-2 SEC)

SERIES INFORMATION

Series Record: UA leads, 38-28-1

Auburn points: 1,034
Alabama points: 1,274
at Auburn: AU leads, 4-2
at Tuscaloosa: AU leads, 4-0
at Neutral Sites: UA leads, 30-19-1 (6-1*)
at Birmingham, AL: UA leads, 29-17 (6-1*)
at Montgomery, AL: Tied, 2-2

* Birmingham games counted as neutral sites until 1988 when ticket allocation changed.

Games decided by 3 pts. or less:
 AU leads, 6-5-1

Games decided by 7 pts. or less:
 Tied, 11-11-1

Last 10 games: Tied, 5-5

MEDIA RELATIONS



Assoc. AD/Media Relations: Larry White
Home Phone: (205) 333-1640
E-Mail: lwhite@ia.ua.edu
Assistant SID: Barry Allen
Home Phone: (205) 758-6526
E-Mail: ballen@ia.ua.edu
SID FAX: (205) 348-8841
SID Mailing Address:
 P.O. Box 870391
 Tuscaloosa, AL 35487-0391

(205) 348-6084



Bryant-Denny Stadium

TOP AUBURN PERFORMANCES VS. ALABAMA

RUSHING ATTEMPTS

37, Rudi Johnson, 2000
 32, Joe Cribbs, 1978

RUSHING YARDS

256, Bo Jackson, 1983
 157, Stacy Danley, 1987

RECEPTIONS

9, Terry Beasley, 1970
 8, Terry Beasley, 1971
 8, Karsten Bailey, 1998

RECEIVING YARDS

141, Alexander Wright, 1989
 131, Terry Beasley, 1970

PASSING ATTEMPTS

42, Patrick Nix, 1994
 39, Ben Leard, 1999

PASSING COMPLETIONS

26, Ben Leard, 1999
 23, Patrick Nix, 1994

PASSING YARDS

317, Pat Sullivan, 1970
 274, Reggie Slack, 1989

PASSING TOUCHDOWNS

2, Ben Leard, 1999, Patrick Nix, 1995, Jason Campbell 2002

TEAM BESTS

Rushing Attempts: 59, 1983
Rushing Yards: 355, 1983
Passing Attempts: 42, 1994
Passing Completions: 23, 1994
Passing Yards: 317, 1970
Total Offense: 541, 1969

The Opponents

2003 Auburn Football



Auburn - Alabama. Alabama-Auburn. In the heart of Dixie, whichever way you look at it, you live it 365 days a year. The passion is unparalleled in all of collegiate athletics.

The series between Auburn and Alabama began on Feb. 22, 1893, when the two teams met for the first time at Birmingham's Lakeview Park. An estimated 2,000 fans were in attendance that day to see the Auburn Orange and Blue defeat the Alabama Crimson 32-22. Thus, began a rivalry that is the nation's fiercest.

Disagreements between the schools started immediately after their first game. Alabama includes the loss as the last game of the 1892 season while Auburn puts the victory as the first game of the 1893 season. It was the first of many disputes that has made the rivalry more than just a football game.

The rivalry went on 41-year hiatus after the teams met for the 12th time in 1907. The schools became involved in what seemed to be a minor dispute involving teams' expenses and officiating. Neither team could agree on how much money each player should be allotted for the team's trip to Birmingham for the game. A disagreement on what section of the country the officials should come from also existed.

Auburn wanted an expense of \$3.50 per day for its 22 players while Alabama offered just \$3.00 per day for 20 Auburn players. Also, Auburn head coach Mike Donahue wanted a Northerner to officiate the game, while the Alabama coaching staff demanded a Southern man call the game. Both sides blamed each other and the small dispute turned into a 41-year drought in the series.

People across the state wanted an end to the dispute, but both schools disregarded the idea of a football game. In 1923, Auburn president

The ODK-James E. Foy V Sportsmanship Trophy

On July 13, 1948, the two circles of Omicron Delta Kappa, national leadership honor society, from the University of Alabama and Auburn joined together to sponsor a trophy devoted to sportsmanship between the two universities. The ODK-James E. Foy V Sportsmanship Trophy is a tradition which symbolizes the good relationship which resulted in the renewal of the rivalry between the two schools.

The trophy is awarded to the winner of the football game at the half time of the Auburn-Alabama basketball game on their home court. The trophy remains in their care until the next year's presentation.

In January 1978, the trophy was dedicated to Dean James E. Foy V upon his retirement as the Dean of Student Affairs at Auburn University. He began serving in this position in 1950 after serving as Assistant Dean of Students at the University of Alabama.

Dr. Spright Dowell, said the game should not be played because "football would tend to become the all-the-topic of both institutions." Consequently, in 1944, the University of Alabama Board of Trustees said the game would "result in an accelerated over-emphasis of football in the state."

It took a resolution by the Alabama House of Representatives to renew the rivalry. In 1947, the Alabama House wrote a resolution that encouraged the schools to "make possible the inauguration of a full athletic program between the two schools." On April 22, 1948, Auburn president Dr. Ralph Draughon and Alabama president Dr. John M. Gallalee met to discuss the recommendation. The two met again on May 2 and an agreement was reached between the schools. The teams renewed the series on Dec. 4, 1948, at Birmingham's Legion Field. Alabama defeated the Tigers 55-0 to begin the rivalry a second time.

From 1950 to 1963, defense was the key to the game as the losing team never scored more than eight points in a game. Nine shutouts were registered in the 13-year span, with Alabama winning six of those games. Alabama's most prosperous years in the series were from 1960 to 1981 as the Tide amassed an 18-4 record against the Tigers. Alabama currently holds a 36-28-1 advantage in the series, mainly due to nine consecutive victories over Auburn from 1973 to 1981. Auburn's longest winning streak against Alabama is five games, 1954 to 1958.

To Auburn people, one of the most incredible Auburn-Alabama games came on Dec. 2, 1972. A few days before the game, Alabama head coach Bear Bryant incited the rivalry when he told reporters that he would rather, "beat that cow college once than beat Texas 10 times." That set the stage as second-ranked Alabama brought a 10-0 record into Legion Field to meet the ninth-ranked Tigers, who were 8-1.

For the entire game, Bama's defense held the Auburn offense in check. With 5:30 remaining in the game, 16-point favorite Alabama held a seemingly insurmountable 16-3 lead. The Tigers, perhaps fueled by Bryant's remarks, came roaring back for one of the best finishes in Auburn-Alabama history. Auburn's Bill Newton blocked two Alabama punts and David Langer ran both in for touchdowns as Auburn came back to win 17-16. Newton and Langer will forever be remembered by Auburn fans for their play in the now famous "Punt Bama Punt" game.

Though Alabama dominated the series through the 60s and 70s, the rivalry reached new heights in the 80s as the average margin of victory was a mere 6.4 points. Some classic battles were waged in the decade. Two games that epitomize the series came in 1985 and 1986. Auburn won the 1986 meeting on a Lawyer Tillman reverse into the endzone with 32 seconds remaining to down Bama 21-17. Alabama won the 1985 game, 25-23, on a 52-yard Van Tiffin field goal as the clock expired.

An historic new page was added to the rivalry in 1989 when Alabama came to Auburn's Jordan-Hare Stadium for the first time. The game was held on Dec. 2, 1989, exactly 17 years after Auburn's 1972 miracle win over the

Tide. Just like the 1972 meeting, Bama came into the game with a 10-0 record and a No. 2 ranking. Before a Jordan-Hare Stadium record crowd of 85,319, Auburn ended Alabama's national title hopes with a monumental 30-20 victory.

The Auburn-Alabama game has been played in five different cities and eight different stadiums, but since the rivalry was renewed in 1948, the game has been played either at Legion Field, Bryant-Denney or Jordan-Hare Stadium.

In 2000, an old chapter in the storied rivalry was re-opened as Auburn returned to Tuscaloosa for the first time since 1901. Rain, sleet and freezing temperatures greeted the Tigers in their first-ever visit to Bryant-Denny Stadium. The Tigers prevailed with a 9-0 victory to remain unbeaten and unscored upon in Tuscaloosa. The victory not only avenged the Tigers' first-ever loss to the Tide in Auburn the year before, but it also clinched the SEC Western Division title and sent Auburn to its second SEC Championship game.

AUBURN-ALABAMA NOTES

- There have been 22 shutouts in the rivalry. The Tide has won 14 of those games.
- The most points scored is 55 (UA, 1948) in the series renewal. The most combined points is 75 in Auburn's 49-26 win in 1969.
- The team leading at halftime has won 72 percent of the time (49-of-67). The game has been tied at the half on seven occasions, with Alabama winning six of those.
- There have been five one-point games, with Auburn winning four; 1949 (AU, 14-13), 1972 (AU, 17-16), 1982 (AU, 23-22), 1996 (UA, 24-23) and 1997 (AU, 18-17).
- Auburn and Alabama have never had losing records in the same season.

AUBURN-ALABAMA RECORDS

MOST RUSHES: 42 by Johnny Musso, UA (1970)
MOST YARDS RUSHING: 256 by Bo Jackson, AU (1983)
MOST PASS ATTEMPTS: 55 by Scott Hunter, UA (1969)
MOST PASS COMPLETIONS: 30 by Scott Hunter, UA (1969)
MOST YARDS PASSING: 484 by Scott Hunter, UA (1969)
MOST TD PASSES: 3 by Steve Sloan, UA (1971); Jeff Rutledge, UA (1978)
MOST RECEPTIONS: 9 by Terry Beasley, AU (1970); David Bailey, UA (1969)
MOST YARDS RECEIVING: 187 by David Bailey, UA (1969)
MOST FIELD GOALS: 4 by Van Tiffin, UA (1985)
LONGEST RUSH: 85, Joe Cribbs, AU (1977)
LONGEST PASS: 74, Charlie Trotman to Byron Franklin, AU (1977)
LONGEST PUNT: 71, Tank Williamson, UA (1991)
LONGEST FIELD GOAL: 52, Van Tiffin, UA (1984 & '85); Al Del Greco, AU (1980)
LONGEST KICKOFF RETURN: 100, George Ranager, UA (1969); Ray Ogden, UA (1964)
LONGEST INTERCEPTION RETURN: 79, Tommy Lorino, AU (1957)

The Opponents

2003 Auburn Football

2003 SEC FOOTBALL SCHEDULE

(Subject to Change)

Date	Team	Aug. 30	Sept. 6	Sept. 13	Sept. 20	Sept. 27	Oct. 4	Oct. 11	Oct. 18	Oct. 25	Nov. 1	Nov. 8	Nov. 15	Nov. 22	Nov. 29
ALABAMA	SOUTH FLORIDA Birmingham	OKLAHOMA Tuscaloosa	KENTUCKY Tuscaloosa	N. ILLINOIS Tuscaloosa	ARKANSAS Tuscaloosa	GEORGIA Athens	SOUTHERN MISSISSIPPI Tuscaloosa	OLE MISS Oxford	TENNESSEE Tuscaloosa	KENTUCKY Lexington	MISSISSIPPI STATE Starkville	LSU Tuscaloosa	AUBURN Auburn	HAWAII Honolulu	
ARKANSAS	TULSA Fayetteville	TEXAS Austin	NORTH TEXAS Little Rock	ALABAMA Tuscaloosa	WESTERN KENTUCKY Auburn	ALABAMA Tuscaloosa	AUBURN Fayetteville	FLORIDA Fayetteville	OLE MISS Oxford	OLE MISS Oxford	KENTUCKY Lexington	SOUTH CAROLINA Little Rock	NEW MEXICO ST. Fayetteville	MISSISSIPPI STATE Fayetteville	LSU Baton Rouge
AUBURN	GEORGIA TECH Atlanta	VANDERBILT Nashville	VANDERBILT Nashville	WESTERN KENTUCKY Auburn	WESTERN KENTUCKY Auburn	TENNESSEE Auburn	ARKANSAS Fayetteville	MISSISSIPPI STATE Auburn	MISSISSIPPI STATE Auburn	LSU Baton Rouge	LOUISIANA MONROE Auburn	OLE MISS Auburn	ALABAMA Auburn	ALABAMA Auburn	
FLORIDA	SAN JOSE STATE Gainesville	FLORIDA A&M Gainesville	FLORIDA A&M Gainesville	TENNESSEE Gainesville	KENTUCKY Lexington	OLE MISS Gainesville	ARKANSAS Fayetteville	ARKANSAS Fayetteville	VANDERBILT Nashville	ALABAMA BIRMINGHAM Athens	FLORIDA Jacksonville	VANDERBILT Gainesville	SOUTH CAROLINA Columbia	FLORIDA STATE Gainesville	
GEORGIA	CLEMSON Clemson	MIDDLE TENN. ST. Athens	SOUTH CAROLINA Athens	INDIANA Bloomington	FLORIDA Lexington	ALABAMA Athens	VANDERBILT Nashville	OHIO Lexington	VANDERBILT Nashville	MISSISSIPPI STATE Lexington	FLORIDA Jacksonville	AUBURN Athens	AUBURN Athens	KENTUCKY Athens	GEORGIA TECH Atlanta
KENTUCKY	LOUISVILLE Lexington (Aug. 31)	MURRAY STATE Lexington	ALABAMA Tuscaloosa	INDIANA Bloomington	FLORIDA Lexington	ALABAMA Tuscaloosa	SOUTH CAROLINA Columbia	SOUTH CAROLINA Columbia	OHIO Lexington	MISSISSIPPI STATE Lexington	ARKANSAS Lexington	VANDERBILT Nashville	VANDERBILT Nashville	GEORGIA Athens	TENNESSEE Lexington
LSU	LOUISIANA MONROE Baton Rouge	ARIZONA Tucson	WESTERN ILLINOIS Baton Rouge	GEORGIA Baton Rouge	MISSISSIPPI STATE Starkville		SOUTH CAROLINA Columbia	FLORIDA Baton Rouge	SOUTH CAROLINA Columbia	AUBURN Baton Rouge	LOUISIANA TECH Baton Rouge	ALABAMA Tuscaloosa	ALABAMA Tuscaloosa	OLE MISS Oxford	ARKANSAS Baton Rouge
OLE MISS	VANDERBILT Nashville	MEMPHIS Memphis	LOUISIANA MONROE Oxford	TEXAS TECH Oxford	TEXAS TECH Oxford	FLORIDA Gainesville	ALABAMA Oxford	ARKANSAS Oxford	ALABAMA Oxford	ARKANSAS Oxford	SOUTH CAROLINA Oxford	AUBURN Auburn		LSU Oxford	MISS. ST. Starkville (Nov. 27)
MISSISSIPPI STATE	OREGON Starkville	TULANE New Orleans	HOUSTON Houston	HOUSTON Houston	LSU Starkville	VANDERBILT Starkville	AUBURN Auburn	MEMPHIS Starkville	AUBURN Auburn	KENTUCKY Lexington	KENTUCKY Lexington	ALABAMA Starkville	TENNESSEE Knoxville	ARKANSAS Fayetteville	OLE MISS Starkville (Nov. 27)
SOUTH CAROLINA	LOUISIANA LAFAYETTE Columbia	GEORGIA Athens	ALABAMA BIRMINGHAM Columbia	ALABAMA BIRMINGHAM Columbia	TENNESSEE Knoxville		LSU Columbia	KENTUCKY Columbia	LSU Columbia	VANDERBILT Columbia	OLE MISS Oxford	ARKANSAS Fayetteville	FLORIDA Columbia	CLEMSON Columbia	
TENNESSEE	FRESNO STATE Knoxville	MARSHALL Knoxville	FLORIDA Gainesville	FLORIDA Gainesville	SOUTH CAROLINA Knoxville	AUBURN Auburn		GEORGIA Knoxville		ALABAMA Tuscaloosa	DUKE Knoxville	MIAMI (FL) Miami	MISSISSIPPI STATE Knoxville	VANDERBILT Knoxville	KENTUCKY Lexington
VANDERBILT	OLE MISS Nashville	UT CHATANOOGA Nashville	TEXAS CHRISTIAN Fort Worth	TEXAS CHRISTIAN Fort Worth	GEORGIA TECH Nashville	MISSISSIPPI STATE Starkville	GEORGIA Nashville	NAVY Nashville	GEORGIA Nashville	SOUTH CAROLINA Columbia		FLORIDA Gainesville	KENTUCKY Nashville	TENNESSEE Knoxville	

2003 SEC CHAMPIONSHIP GAME • DECEMBER 6 • ATLANTA, GA.



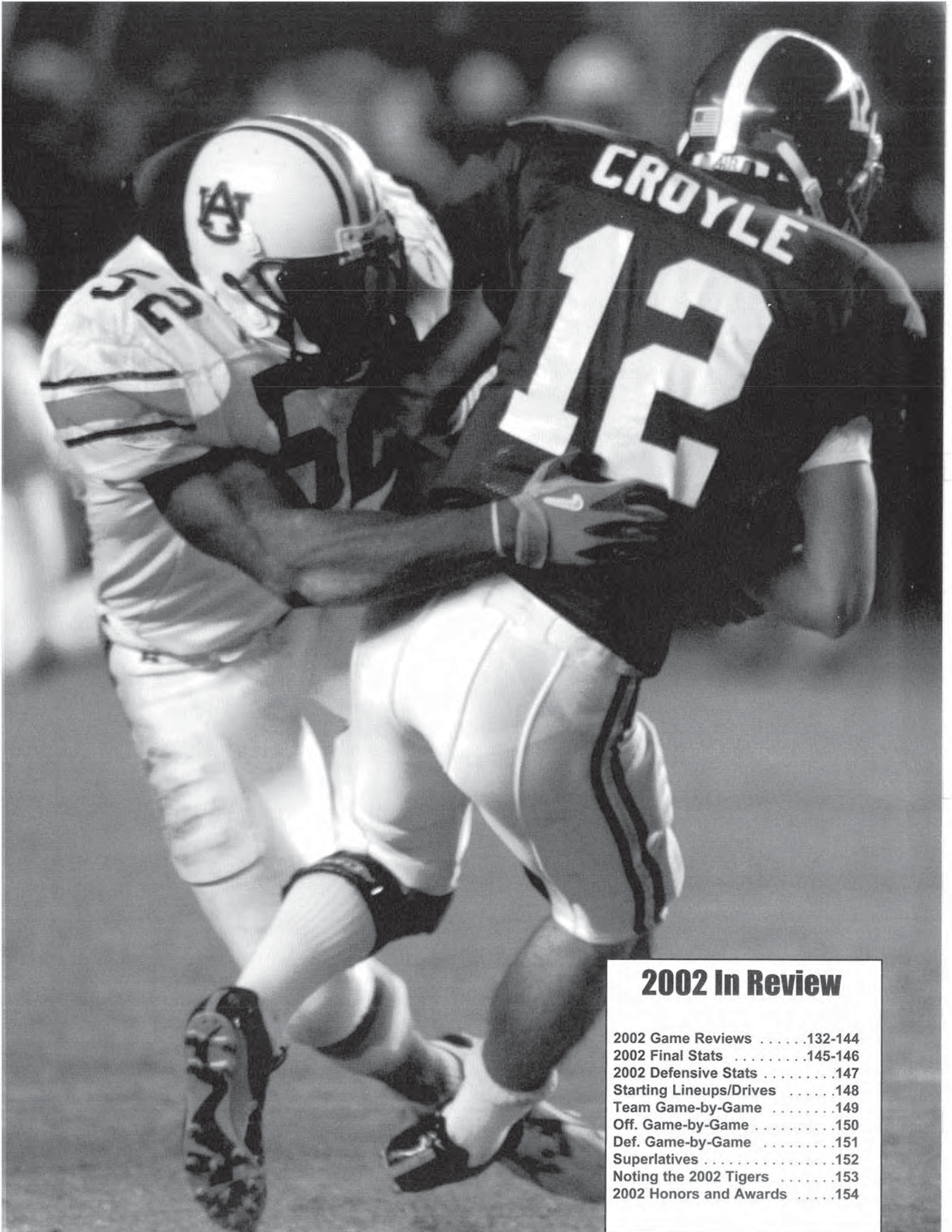
The Opponents

2003 Auburn Football

2003 AUBURN OPPONENT TENTATIVE FOOTBALL SCHEDULE

(Subject to Change)

Date Team	Aug. 30	Sept. 6	Sept. 13	Sept. 20	Sept. 27	Oct. 4	Oct. 11	Oct. 18	Oct. 25	Nov. 1	Nov. 8	Nov. 15	Nov. 22	Nov. 29
ALABAMA	SOUTH FLORIDA Birmingham	OKLAHOMA Tuscaloosa	KENTUCKY Tuscaloosa	N. ILLINOIS Tuscaloosa	ARKANSAS Tuscaloosa	GEORGIA Athens	SOUTHERN MISSISSIPPI Tuscaloosa	OLE MISS Oxford	TENNESSEE Tuscaloosa		MISSISSIPPI STATE Starkville	LSU Tuscaloosa	AUBURN Auburn	HAWAII Honolulu
ARKANSAS		TULSA Fayetteville	TEXAS Austin	NORTH TEXAS Little Rock	ALABAMA Tuscaloosa		AUBURN Fayetteville	FLORIDA Fayetteville	OLE MISS Oxford	KENTUCKY Lexington	SOUTH CAROLINA Little Rock	NEW MEXICO ST. Fayetteville	MISSISSIPPI STATE Fayetteville	LSU Baton Rouge
GEORGIA	CLEMSON Clemson	MIDDLE TENN. ST. Athens	SOUTH CAROLINA Athens	LSU Baton Rouge		ALABAMA Athens	TENNESSEE Knoxville	VANDERBILT Nashville	ALABAMA BIRMINGHAM Athens	FLORIDA Jacksonville		AUBURN Athens	KENTUCKY Athens	GEORGIA TECH Atlanta
GEORGIA TECH	BYU Provo (Aug. 28)	AUBURN Atlanta	FLORIDA STATE Tallahassee	CLEMSON Atlanta	VANDERBILT Nashville	N.C. STATE Atlanta	WAKE FOREST Winston-Salem		MARYLAND Atlanta (Oct. 23)		DUKE Durham	NORTH CAROLINA Atlanta	VIRGINIA Charlottesville	GEORGIA Atlanta
LOUISIANA MONROE	LSU Baton Rouge	STEPHEN F. AUSTIN Monroe	OLE MISS Oxford	NW STATE Monroe	UTAH STATE Logan	ARKANSAS STATE Little Rock	LOUISIANA LAFAYETTE Lafayette		NEW MEXICO ST. Monroe	AUBURN Auburn	NORTH TEXAS Monroe	IDAHO Monroe	TROY STATE Troy	
LSU	LOUISIANA MONROE Baton Rouge	ARIZONA Tucson	WESTERN ILLINOIS Baton Rouge	GEORGIA Baton Rouge	MISSISSIPPI STATE Starkville		FLORIDA Baton Rouge	SOUTH CAROLINA Columbia	AUBURN Baton Rouge	LOUISIANA TECH Baton Rouge		ALABAMA Tuscaloosa	OLE MISS Oxford	ARKANSAS Baton Rouge
OLE MISS	VANDERBILT Nashville	MEMPHIS Memphis	LOUISIANA MONROE Oxford		TEXAS TECH Oxford	FLORIDA Gainesville	ARKANSAS STATE Oxford	ALABAMA Oxford	ARKANSAS Oxford	SOUTH CAROLINA Oxford	AUBURN Auburn		LSU Oxford	MISS. ST. Starkville (Nov. 27)
MISSISSIPPI STATE	OREGON Starkville		TULANE New Orleans	HOUSTON Houston	LSU Starkville	VANDERBILT Starkville	MEMPHIS Starkville	AUBURN Auburn	KENTUCKY Lexington		ALABAMA Starkville	TENNESSEE Knoxville	ARKANSAS Fayetteville	OLE MISS Starkville (Nov. 27)
SOUTHERN CALIFORNIA	AUBURN Auburn	BYU Los Angeles	HAWAII Los Angeles		CALIFORNIA Berkeley	ARIZONA STATE Tempe	STANFORD Los Angeles	NOTRE DAME South Bend	WASHINGTON STATE Seattle	WASHINGTON STATE Pullman		ARIZONA Tuscon	UCLA Los Angeles	OREGON STATE Los Angeles (Dec. 6)
TENNESSEE	FRESNO STATE Knoxville	MARSHALL Knoxville		FLORIDA Gainesville	SOUTH CAROLINA Knoxville	AUBURN Auburn	GEORGIA Knoxville		ALABAMA Tuscaloosa	DUKE Knoxville	MIAMI (FL) Miami	MISSISSIPPI STATE Knoxville	VANDERBILT Knoxville	KENTUCKY Lexington
WESTERN KENTUCKY	LIBERTY Lynchburg	Auburn Auburn	W. VIRGINIA TECH Cullowhee	THE CITADEL Charleston	EAST TENN. ST. Cullowhee	Furman Greenville	Georgia Southern Cullowhee	Wofford Spartanburg	UT-CHAT. Cullowhee	VMI Lexington		APP. STATE Cullowhee		
VANDERBILT	OLE MISS Nashville	UT-CHAT. Nashville	AUBURN Nashville	TEXAS CHRISTIAN Fort Worth	GEORGIA TECH Nashville	MISSISSIPPI STATE Starkville	NAVY Nashville	GEORGIA Nashville	SOUTH CAROLINA Columbia		FLORIDA Gainesville	KENTUCKY Nashville	TENNESSEE Knoxville	




2002 In Review

2002 Game Reviews	132-144
2002 Final Stats	145-146
2002 Defensive Stats	147
Starting Lineups/Drives	148
Team Game-by-Game	149
Off. Game-by-Game	150
Def. Game-by-Game	151
Superlatives	152
Noting the 2002 Tigers	153
2002 Honors and Awards	154

2002 In Review

2003 Auburn Football



Auburn #18 USC

17 24

SEPTEMBER 2, 2002 • 63,269 • ABC
LA COLISEUM • LOS ANGELES, CA

USC quarterback Carson Palmer's one-yard touchdown plunge with 1:26 remaining in the fourth quarter propelled the 18th-ranked Trojans to a 24-17 win over Auburn in the season opener for both teams at the L.A. Memorial Coliseum.

Early in the first quarter, USC took advantage of an Auburn turnover and drove 41 yards for the opening score of the game. Palmer hit Kareem Kelly across the middle for a 14-yard touchdown to give the Trojans a 7-0 lead.

Auburn answered after Karlos Dansby made a diving interception of a Palmer pass deep in USC territory. The Tigers needed only one play to tie the score, 7-7, as Carnell Williams darted and dashed his way into the end zone from 23 yards out.

Turnovers were a factor in the game as Southern Cal regained the lead in the second quarter after intercepting a Daniel Cobb pass. The Trojans marched 60 yards for the score as Sultan McCullough capped of the drive with a three-yard touchdown run.

The Tigers countered with a 15-play, 91-yard touchdown drive of their own to knot the game at 14 heading into halftime. With Auburn facing 2nd-and-goal from the two-yard line with just 11 seconds remaining in the first half, Cobb rolled out to his right. Cobb kept the ball and met USC's DeShaun Hill head-on. The ball popped loose and Tiger tailback Ronnie Brown recovered it midair and dove into the end zone for the game-tying touchdown.

Williams finished the first half with 97 yards rushing on 14 carries.

The Trojans kept the ball for a majority of the second half, 22 minutes to Auburn's eight, and held the Tigers to 36 yards of offense for the last 30 minutes of the game.

The two teams traded field goals in the second half as USC's David Davis nailed a 37-yarder with 7:05 to go in the third quarter while Damon Duval connected on a 39-yarder with 14:51 left in the game, tying the game, 17-17.

The teams traded possessions until Southern Cal drove 50 yards in 8:39 for the game-winning touchdown on Palmer's one-yard quarterback sneak.

Auburn's Cobb finished the game 11-of-22 passing for 141 yards with one interception. Williams led all rushers with 94 yards on 21 carries. Brown finished with 43 yards on just nine carries.



RB Carnell Williams scored on a 23-yard run in the first quarter.



LB Dontarrious Thomas totaled a team-high 14 tackles including two for loss against USC.

SCORING SUMMARY

Auburn7	7	0	3-17
So. California7	7	3	7-24

SC—Kelly 14 pass from Palmer (Davis kick), 12:05, 1st

AU—C. Williams 23 run (Duval kick), 8:31, 1st

SC—McCullough 3 run (Davis kick), 12:04, 2nd

AU—R. Brown 1 run (Duval kick), :11, 2nd

SC—Davis 37 field goal, 7:05, 3rd

AU—Duval 39 field goal, 14:51, 4th

SC—Palmer 1 run (Davis kick), 1:26, 4th

TEAM STATISTICS

	AU	USC
First Downs	19	22
Rushes-Yards	38-140	37-184
Passing Yards	141	302
Comp-Att-Int	11-22-1	23-32-2
Total Yards	60-281	69-386
Punts-Avg.	4-50.8	3-42.0
Fumbles/Lost	2-1	1-1
Penalties-Yards	5-30	8-92
3rd Down Conv.	3-of-11	7-of-13
Time of Possession	25:32	34:28

INDIVIDUAL STATISTICS

RUSHING: (AU) C. Williams 21-94 (TD), R. Brown 9-43, Cobb 6-8; (SC) McCullough 20-58 (TD), MacKenzie 10-33, Hancock 1-1, Palmer 3(-7).

PASSING: (AU) Cobb 22-11-1, 141, Campbell 0-0-0, 0; (SC) Palmer 32-23-2, 302 (TD).

RECEIVING: (AU) Daniels 3-28, Willis 3-25, Aromashodu 1-43, R. Johnson 1-18, Obomanu 1-10, Mix 1-9, C. Williams 1-8; (AU) MacKenzie 6-117, Kelly 6-66 (TD), M. Williams 4-56, Colbert 2-23, Byrd 2-15, McCullough 1-10, Hancock 1-3.

2002 In Review

2003 Auburn Football

Western Carolina 0 Auburn 56

SEPTEMBER 7, 2002 • 80,067

JORDAN-HARE STADIUM • AUBURN, AL

In its second game in just five days, Auburn racked up 621 total yards on offense and six different Tigers found the end zone in a 56-0 victory over Western Carolina. The 56-point outburst was the most for an Auburn team under head coach Tommy Tuberville and the most since 1996 when the Tigers routed Fresno State 62-0.

The Tigers (0-1) wasted no time on their first drive of the game taking the ball 67 yards in just over two minutes, as sophomore Carnell Williams punched it in from 20 yards out for the first of his two touchdowns on the afternoon. On the Tigers next possession Williams went over left tackle for 42 yards for a quick 14-0 lead.

A stingy Tiger defense would allow the Catamounts (1-1) inside Auburn territory only three times, two of which ended in turnovers and the other a fourth down stand by the defense. Defensive tackle DeMarco McNeil intercepted his second pass of his career early in the second quarter to end a Western Carolina threat. Freshman linebacker Antarrrious Williams recorded a team-high 10 tackles, including one for a loss and a fumble recovery.

Nine different Tigers recorded at least one carry, with sophomore Chris Butler leading the charge tallying 84 yards on 11 carries and a touchdown. Freshman Tre Smith added 73 yards on 14 carries and scored his first career touchdown as a Tiger. Sophomore Ronnie Brown carried the ball eight times for 47 yards and notched a seven-yard touchdown run.

Starting quarterback Daniel Cobb provided a solid performance completing 9-of-16 for 129 yards including a touchdown strike of 16 yards to tight end Lorenzo Diamond in the third quarter. Back-up Jason Campbell came off the bench and didn't miss a beat, completing 12-of-14 passes totaling 147 yards and a touchdown pass in the second quarter to freshman tight end Cooper Wallace.

Tuberville was able to evaluate a lot of players against the Catamounts with 68 players seeing action including 21 freshmen.


Western Carolina starting quarterback Brian Gaither completed 59 percent of his passes and threw for 135 yards. Manny DeShauteurs led the Catamounts ground attack gaining 67 yards on 18 carries, and Michael Reeder pulled down four passes for 25 yards.



Chris Butler scored on a 10-yard run in the third quarter.



The Tigers' defense only allowed Western Carolina's offense inside Auburn territory three times during the game.



SCORING SUMMARY

W. Carolina	0	0	0	0	0
Auburn	21	7	21	7	56

AU—C. Williams 20 run (Duval kick), 10:19, 1st
 AU—C. Williams 42 run (Duval kick), 5:51, 1st
 AU—R. Brown 7 run (Duval kick), 1:07, 1st
 AU—Wallace 17 pass from Campbell (Duval kick), 7:38, 2nd
 AU—Diamond 16 pass from Cobb (Duval kick), 9:05, 3rd
 AU—Campbell 5 run (Duval kick), 4:21, 3rd
 AU—Butler 10 run (Yost kick), :19, 3rd
 AU—T. Smith 8 run (Duval kick), 4:16, 4th

TEAM STATISTICS

	AU	WCU
First Downs	37	14
Rushes-Yards	49-345	25-86
Passing Yards	276	175
Comp-Att-Int	21-30-0	26-45-1
Total Yards	79-621	70-261
Punts-Avg.	2-30.5	10-36.9
Fumbles/Lost	1-1	2-1
Penalties-Yards	7-46	8-71
3rd Down Conv.	8-of-11	3-of-17
Time of Possession	32:08	27:52

INDIVIDUAL STATISTICS


RUSHING: (AU) Butler 12-84(TD), T. Smith 14-73 (TD), C. Williams 4-67 (2TD), R. Brown 7-40 (TD); (WCU) DeShauteurs 18-67, Ciento 4-10.

PASSING: (AU) Cobb 16-9-0, 129 (TD), Campbell 14-12-0 (TD); (WCU) Gaither 32-19-1, 135, Ciento 13-7-0, 40

RECEIVING: (AU) Johnson 4-44, Willis 3-42, Obomanu 3-18, Diamond 2-46 (TD), Mix 2-33, Wallace 2-27 (TD); (WCU) Reeder 4-25, Godard 4-17, Rucker 3-11, Roy 2-15, Bargella 2-13.

2002 In Review

2003 Auburn Football



Vanderbilt Auburn

6 31

SEPTEMBER 14, 2002 • 76,127 • JP SPORTS
JORDAN-HARE STADIUM • AUBURN, AL

SCORING SUMMARY

Vanderbilt	0	6	0	0	—	6
Auburn	14	0	10	7	—	31

AU—Dansby 7 fumble recovery (Duval kick), 5:58, 1st
 AU—C. Williams 23 run (Duval kick), :08, 1st
 VU—Johnson 32 field goal, 10:33, 2nd
 VU—Johnson 28 field goal, :14, 2nd
 AU—Duval 35 field goal, 4:02, 3rd
 AU—C. Williams 65 run (Duval kick), 1:36, 3rd
 AU—S. Johnson 27 fumble recovery (Duval kick), 12:32, 4th

TEAM STATISTICS

	AU	VU
First Downs	19	19
Rushes-Yards	37-224	42-163
Passing Yards	154	127
Comp-Att-Int	14-20-0	13-24-2
Total Yards	57-378	66-290
Punts-Avg.	3-46.0	4-44.8
Fumbles/Lost	2-1	4-2
Penalties-Yards	10-86	9-60
3rd Down Conv.	6-of-11	6-of-15
Time of Possession	28:36	31:24

INDIVIDUAL STATISTICS

RUSHING: (AU) C. Williams 20-170 (2TD), T. Smith 6-32, R. Brown 3-26, Butler 6-14; (VU) Tant 9-43, Doster 9-33, Cutler 16-32, McKenzie 5-31 Walker 1-19, Cola 1-4, Stricker 1-1

PASSING: (AU) Cobb 18-13-0, 143, Campbell 2-1-0, 11; (VU) Cutler 22-11-2, 120, Walker 2-2-0, 7

RECEIVING: (AU) Willis 6-66, Daniels 2-35, R. Johnson 1-20, Butler 1-11, Obomanu 1-8, McIntyre 1-6, Aromashodu 1-4, C. Williams 1-4; (VU) Smith 4-58, Stricker 3-33, Simone 2-22, Bringham 2-7, McKenzie 1-8, Williams 1-(-1)

The Auburn defense caused four turnovers and scored two touchdowns of its own as the Tigers rolled to a 31-6 victory over Vanderbilt in both school's SEC opener. Karlos Dansby caused and returned a fumble for a score in the first quarter and Spencer Johnson reached the end zone on a 27-yard fumble return in the fourth quarter.

Sophomore tailback Carnell Williams ran for 170 yards on 20 carries including two touchdowns, scoring on runs of 23 and 65 yards.

The win was Auburn's 11th consecutive in the series over Vanderbilt and it was the Tigers' 10th straight SEC opening victory.

The Tigers looked like they would run away with the game early, opening up a 14-0 first-quarter lead following Dansby's 7-yard fumble return and a Williams' 23-yard run to the end zone.

Auburn tallied 127 total yards in the first quarter, while holding Vanderbilt to just five yards in eight plays, but the Commodores kept the game close in the second quarter with a pair of Greg Johnson field goals from 32 and 28 yards out, cutting the Tigers' lead to 14-6 at half-time.

Auburn dominated the Commodores in the second half, outscoring its visitors, 17-0. Damon Duval opened the scoring in the third quarter with a 35-yard field goal to increase the Tigers' lead to 17-6.

Roderick Hood's interception on Vanderbilt's next possession led to a two-play Auburn scoring drive, that was capped by Williams 65-yard run around the left end.

Johnson's 27-yard fumble recovery for a touchdown early in the fourth quarter concluded the scoring for Auburn, which tallied 21 points off four Commodore turnovers.

The Tigers' two fumble recoveries for touchdowns tied an NCAA and SEC single-game record, while setting a new school mark.

The defense was led by Dansby, who finished the day with four tackles, four quarterback hurries, a forced fumble and a fumble recovery. Linebacker Mark Brown led all Auburn defenders with 11 tackles.

Auburn continued to spread the wealth offensive as four different tailbacks saw action and eight Auburn players caught passes. Marcel Willis tied his career-high by pulling down six catches for 66 yards. Quarterback Daniel Cobb finished the game with a solid 13-of-18 performance for 143 yards.



Karlos Dansby forced a fumble and recovered it for a touchdown in the first quarter.



Spencer Johnson scored Auburn's second defensive touchdown when he returned a fumble 27 yards for a score.

2002 In Review

2003 Auburn Football

Auburn 42 Mississippi State 14

SEPTEMBER 18, 2002 • 52,583 • ESPN

DAVIS WADE STADIUM • STARKVILLE, MS

The Auburn defense forced six turnovers and quarterback Daniel Cobb threw three touchdown passes in the second quarter as the Tigers defeated Mississippi State, 42-14, on a Thursday night in Starkville. Auburn improved to 3-1 overall and 2-0 in conference play as it completed its fourth game in a span of 18 days to start the season.

After Mississippi State took a 7-0 lead on Dontae Walker's one-yard touchdown run late in the first quarter, the Tigers answered with a 68-yard drive highlighted by Cobb's 16-yard touchdown pass to freshman Anthony Mix.

The Auburn special teams set up the Tigers' next score as Mississippi State's Richard Ball let a Jared Cook punt hit his foot, allowing Auburn's Lamel Ages to recover the loose ball. Three plays later, Cobb found Marcel Willis on a slant across the middle on third down for a 17-yard touchdown and a 14-7 lead.

With 28 seconds left in the half, Auburn needed only two plays to find the end zone. After a quick out to Mix on the sideline to stop the clock, Cobb hit freshman Ben Obomanu deep down the right sideline for a 45-yard touchdown and a 21-7 lead heading into halftime. The touchdown was Obomanu's first as an Auburn Tiger.

The Bulldogs came out in the second half and cut the lead to 21-14, driving 65 yards in 6:26. Walker carried the ball the final yard and scored his second touchdown of the night.

The Tigers scored 21 fourth quarter points to put the game away. Williams opened the scoring in the fourth with a nine-yard touchdown run, capping an eight-play, 67-yard drive. After a Reggie Torbor forced fumble and recovery at the State 17, Williams took three straight carries, highlighted by a 5-yard touchdown scamper. Williams finished the night with 28 carries for 106 yards and two touchdowns.

The Auburn defense set up the Tigers' final touchdown of the evening as Karlos Dansby forced a fumble and Dontarrious Thomas recovered. The Tigers drove 50 yards on nine plays and Brandon Johnson scored his first touchdown of the season from one yard out, giving Auburn a 42-14 lead.

Cobb finished the game 10-of-21 for 183 yards and three touchdowns while Willis led all receivers with three catches for 35 yards and one touchdown.



Marcel Willis dragged a Mississippi State defender into the end zone for a touchdown.



Daniel Cobb threw three touchdown passes in Auburn's win over Mississippi State.



SCORING SUMMARY

Auburn	0	21	0	21	— 42
Mississippi State	7	0	7	0	— 14

MSU—Walker 1 run (Smith kick), 2:51, 1st
 AU—Mix 16 pass from Cobb (Duval kick), 9:49, 2nd
 AU—Willis 17 pass from Cobb (Duval kick), 4:07, 2nd
 AU—Obomanu 45 pass from Cobb (Duval kick), :14, 2nd
 MSU—Walker 1 run (Smith kick), 8:29, 3rd
 AU—C. Williams 9 run (Duval kick), 10:44, 4th
 AU—C. Williams 5 run (Duval kick), 9:20, 4th
 AU—B. Johnson 1 run (Duval kick), 3:04, 4th

TEAM STATISTICS

	AU	MSU
First Downs	19	17
Rushes-Yards	48-207	31-91
Passing Yards	183	232
Comp-Att-Int	10-21-0	20-34-2
Total Yards	69-390	65-323
Punts-Avg.	8-48.3	5-48.0
Fumbles/Lost	1-0	4-4
Penalties-Yards	8-39	9-61
3rd Down Conv.	6-of-16	6-of-13
Time of Possession	33:49	26:11

INDIVIDUAL STATISTICS


RUSHING: (AU) C. Williams 28-106 (2TD), R. Brown 9-51, T. Smith 3-40, Cobb 4-8, Butler 2-4, B. Johnson 1-1 (TD); (MSU) Griffith, 8-46, Walker 6-17 (2TD), Jones 2-14, Reid 5-12, Jenkins 1-5.

PASSING: (AU) Cobb 21-10-0, 183; (MSU) Fant 31-19-1, 215, York 3-1-1, 17.

RECEIVING: (AU) Willis 3-35 (TD), Mix 2-18 (TD), Obomanu 1-45 (TD), R. Johnson 1-30, Aromashodu 1-27, Daniels 1-14, Wallace 1-14; (MSU) Bivines 4-46, Jenkins 3-45, Grindle 2-21, Tubbs 2-21, Griffith 2-15, Norwood 1-31, Scott 1-17, Reid 1-16.

2002 In Review

2003 Auburn Football



Syracuse Auburn (3 OT)

34 37

SEPTEMBER 28, 2002 • 83,667 • ESPN2
JORDAN-HARE STADIUM • AUBURN, AL

Auburn's Carnell Williams rushed for a career-high 202 yards on 40 carries and two touchdowns as the Tigers erased a 17-point first half deficit to defeat Syracuse, 37-31, in triple overtime, giving head coach Tommy Tuberville his 50th career victory.

Early turnovers by Auburn and an 85-yard punt return for a touchdown by Syracuse's Jamel Riddle sent the Tigers into locker room at halftime trailing, 17-3.

The Auburn defense dominated the first 23 minutes of the second half, holding the Orangemen to just one first down, while cornerback Carlos Rogers picked off two R.J. Anderson passes in the third quarter. Rogers' first pick led to a one-yard sneak by quarterback Jason Campbell, cutting the deficit to 17-10. Campbell replaced starter Daniel Cobb, who injured an ankle in the first half.

Auburn tied the game early in the fourth quarter on a seven-yard touchdown pass from Campbell to tight end Cooper Wallace.

On its ensuing possession, the Tigers took the lead when Campbell, hit fullback Brandon Johnson down the middle on a 34-yard touchdown strike and a 24-17 lead.

The Orangemen answered with an 80-yard drive as reserve quarterback Troy Nunes found David Tyree from two yards out with 23 seconds remaining to send the game to overtime.

In the first overtime, both teams missed field goals as Syracuse failed to convert on a bad snap from 32-yards away while Auburn had a 27-yard attempt blocked.

In the second overtime, Auburn scored the go-ahead touchdown as Williams carried the ball the final six yards to give the Tigers a 31-24 lead. Syracuse answered as Walter Reyes scored from two-yards out to tie the game, sending the game to a third extra session.

In the overtime, Syracuse was held by the Tiger defense forcing Colin Barber to kick a 44-yarder, giving Syracuse a 34-31 lead. Auburn answered as Williams, who became the only player in Auburn history to score two touchdowns in four straight games, ended the game by bouncing outside and dashing eight yards to the end zone for the game-winning touchdown.

Campbell finished the game 10-of-15 for 117 yards and two touchdowns while receiver Marcel Willis had three catches for a career-high 113 yards.



Carnell Williams rushed for a career-high 202 yards and two scores including the game-winner in the third overtime.



Brandon Johnson scored on a 34-yard pass play in the fourth quarter.

SCORING SUMMARY

Syracuse10	7	0	7	10	— 34
Auburn0	3	7	14	13	— 37

- SU—Barber 27 field goal, 11:31, 1st
- SU—Riddle 85 punt return (Barber kick), 9:23, 1st
- SU—Reyes 68 run (Barber kick), 3:27, 2nd
- AU—Duval 34 field goal, :34, 2nd
- AU—Campbell 1 run (Duval kick), 10:33, 3rd
- AU—Wallace 7 pass from Campbell (Duval kick), 12:08, 4th
- AU—B. Johnson 34 pass from Campbell (Duval kick), 7:10, 4th
- SU—Tyree 2 pass from Nunes (Barber kick), :23, 4th
- AU—C. Williams 6 run (Duval kick), 15:00, 2OT
- SU—Reyes 2 run (Barber kick), 15:00, 2OT
- SU—Barber 44 field goal, 15:00, 3OT
- AU—C. Williams 8 run (Duval kick), 15:00, 3OT

TEAM STATISTICS

	AU	SU
First Downs	23	15
Rushes-Yards	54-231	44-158
Passing Yards	271	183
Comp-Att-Int	17-33-2	15-30-3
Total Yards	87-502	74-321
Punts-Avg.	5-39.6	6-41.2
Fumbles/Lost	3-2	2-0
Penalties-Yards	10-76	7-43
3rd Down Conv.	11-of-19	6-of-18
Time of Possession	33:18	26:42

INDIVIDUAL STATISTICS

RUSHING: (AU) C. Williams 40-202 (2TD), J. Campbell 9-28 (1TD), D. Cobb 4-3; (SU) Reyes 19-111 (2TD), Rhodes 12-24, Anderson 4-19

PASSING: (AU) Cobb 18-7-1, 143, Campbell 15-10-1, 117, (2TD); (SU) Anderson 18-5-3, 67, Nunes 11-9-0, 80, (1TD), Rhodes 1-1, 16.

RECEIVING: (AU) Willis 3-113, Brown 2-51, Mx. 2-8, C. Williams 2-5, B. Johnson 1-34 (1TD), Wallace 1-7 (1TD), (SU) Jones 5-56, Fontenette 3-34, Tyree 2-12 (1TD), Riddle 1-31.

2002 In Review

2003 Auburn Football

Arkansas #24 Auburn

38 17

OCTOBER 12, 2002 • 84,692 • JP SPORTS
JORDAN-HARE STADIUM • AUBURN, AL

Tailback Fred Tally ran for 241 yards as the Arkansas ground game tallied 426 rushing yards in a 38-17 victory over Auburn. Auburn was led by sophomore Carnell Williams who rushed for 99 yards on 24 carries.

Trailing 7-0 in the first quarter, Auburn quarterback Daniel Cobb hooked up with freshman Devin Aromashodu for 65 yards on the first play of the series to tie the game. The strike was the longest of Cobb's career and the first touchdown in Aromashodu's young career.

Junior Rosegreen's interception set up a Damon Duval field goal on Auburn's next possession to give the Tigers a 10-7 lead after the first quarter.

The Hogs struck back on their next possession, as fullback Mark Pierce scored from one-yard out, putting the Razorbacks on top 14-10.

The Tigers regained the lead late in the second quarter on a eight-play, 89-yard drive which was capped by Carnell Williams 9-yard TD run. With the score Williams became the first player in school history to rush for a touchdown in six consecutive games.

A game that was back-and-forth for the first 28:30 of the first half received a major momentum shift in the last 1:30 of the first half. On Arkansas' first play from scrimmage following Williams' score, Tally ran up the middle 80 yards to paydirt, giving the Razorbacks the lead for good, 21-17.

Arkansas added a field goal with less than a minute to play in the half, after blocking an Auburn punt attempt deep in Tiger territory.

Pierce's 44-yard score in the third period and quarterback Matt Jones' 70-yard scamper closed out the scoring for Arkansas.


Daniel Cobb finished the game with 225 yards passing on 13-of-23 attempts with one touchdown. Sophomore Jason Campbell saw limited action completing 8-of-11 for 63 yards.



Devin Aromashodu caught his first career touchdown pass with a 65-yard reception.



Junior Rosegreen intercepted his second pass of the season against the Razorbacks.



SCORING SUMMARY

Arkansas7	17	7	7	— 38
Auburn10	7	0	0	— 17

AR—Howard 4 run (Carlton kick), 3:13, 1st
 AU—Aromashodu 65 pass from Cobb (Duval kick), 2:50, 1st
 AU—Duval 33 field goal, :04, 1st
 AR—Pierce 1 run (Carlton kick), 12:58, 2nd
 AU—C. Williams 9 run (Duval kick), 1:50, 2nd
 AR—Talley 80 run (Carlton kick), 1:34, 2nd
 AR—Carlton 22 field goal, :05, 2nd
 AR—Pierce 44 run (Carlton kick), 7:44, 3rd
 AR—Jones 70 run (Carlton kick), 2:35, 4th

TEAM STATISTICS

	AU	AR
First Downs	21	18
Rushes-Yards	40-104	45-426
Passing Yards	288	66
Comp-Att-Int	21-34-2	7-15-1
Total Yards	74-392	60-492
Punts-Avg.	3-22.0	4-38.5
Fumbles/Lost	2-1	0-0
Penalties-Yards	5-35	10-86
3rd Down Conv.	6-of-15	1-of-10
Time of Possession	31:38	28:22

INDIVIDUAL STATISTICS

RUSHING: (AU) C. Williams 24-99 (1TD), J. Campbell 5-15, R. Brown 2-10, S. Daniels 1-10, D. Cobb 8-(-30); (AR) Tally 21-241 (1 TD), Jones 6-66 (1 TD), Pierce 5-62 (2 TD), Howard 7-33 (1TD), Dickerson 2-9, JHolmes 2-7, Birmingham 1-5, Kennedy 1-3
PASSING: (AU) Cobb 23-13-2, 225 (1TD), Campbell 11-8, 63 (AR) Jones 13-7-0, 66, Jackson 2-0-1, 0
RECEIVING: (AU) Willis 5-41, McIntyre 4-67, Obomanu 4-43, Aromashodu 2-61 (1 TD), Mix 2-13, C. Williams 2-13, Daniels 1-41, R. Johnson 1-9 (AR) Wilson 6-58, Smith 1-8


2002 In Review

2003 Auburn Football

Auburn Florida (OT)

23 30

OCTOBER 19, 2002 • 85,135 • ESPN
JORDAN-HARE STADIUM • AUBURN, AL



SCORING SUMMARY

Auburn	0	7	0	16	0	23
Florida	7	10	6	0	7	30

UF—Walker 13 pass from Grossman (Talcott kick), 7:44, 1st
 UF—Graham 1 run (Talcott kick), 12:55, 2nd
 AU—Brown 26 run (Duval kick), 2nd, 9:32
 UF—Leach 48 field goal, :19, 2nd
 UF—Leach 38 field goal, 5:25, 3rd
 UF—Leach 20 field goal, :33, 3rd
 AU—Brown 1 run (Campbell run), 13:38, 4th
 AU—Brown 54 pass from Campbell (Campbell run), 5:05, 4th
 UF—Jacobs 25 pass from Grossman (Talcott kick), 15:00, OT

TEAM STATISTICS

	AU	UF
First Downs	12	25
Rushes-Yards	34-189	42-129
Passing Yards	186	265
Comp-Att-Int	9-19-0	30-39-0
Total Yards	53-375	81-394
Punts-Avg.	4-41.8	3-44.0
Fumbles/Lost	2-2	4-0
Penalties-Yards	15-82	13-90
3rd Down Conv.	3-of-11	8-of-16
Time of Possession	21:43	38:17

INDIVIDUAL STATISTICS

RUSHING: (AU) Brown 22-163 (2 TD), Campbell 3-13, C. Williams 4-7, T. Smith 1-7, Cobb 1-1, Duval 1-0; (UF) Graham 20-72 (TD), Carthon 12-72, Martin 4-21, Brown 1-10, Grossman 4-(-45)

PASSING: (AU) Campbell 7-5-0, 95 (TD), Cobb 12-4-0, 91; (UF) Grossman 35-27-0, 242 (2 TD), Martin 4-3-0, 23.

RECEIVING: (AU) Johnson 3-40, Aromashodu 2-25, Brown 1-54 (TD), Wallace 1-50, Willis 1-13, Diamond 1-4 (UF) Jacobs 11-110 (TD), Perez 7-55, Kight 4-40, Graham 3-7, Walker 2-28 (TD), Troupe 2-18, Carthon 1-7.

Auburn rallied from 16 points down in the fourth quarter to force overtime against Florida, but the Tigers couldn't complete the comeback. With 30 seconds to play, Damon Duval attempted a 23-yard field goal that was blocked, and the Gators went on to win 30-23 in overtime.

Trailing 23-7 late in the third quarter, Auburn's sophomore quarterback Jason Campbell came off the bench to rally the Tigers with two touchdowns and two two-point conversions. On Campbell's first possession tailback Ronnie Brown scored on a one-yard touchdown run to pull Auburn within 10. Campbell then ran in the two-point conversion to make the score 23-15.

After swapping possessions with the Gators, Campbell needed only one play to pull Auburn within two points. Campbell hooked up with Brown out of the backfield for a 54-yard touchdown pass. On the following two-point conversion, Campbell ran it in, tying the game at 23-23 with just over five minutes to play.

Brown finished the game with 163 rushing yards on 22 carries with two touchdowns and one catch for 54 yards and a touchdown.

Auburn's defense stepped up on the Gators' next possession holding Florida on fourth down to regain possession inside of Florida territory. Dontarrious Thomas stuffed Gator tailback Ran Carthon on fourth-and-one to turn the ball back over to the Tigers.

A steady dose of Brown followed as the Tigers fought down the field and took time off the clock. With 30 seconds remaining and Florida out of timeouts, Duval tried to beat Florida for the second-consecutive year, however Bobby McCray blocked the 23-yard attempt, forcing overtime.

Florida had the ball first and Rex Grossman found Taylor Jacobs in the end zone on third-and-10 play to give the Gators a 30-23 lead. Campbell came up three yards short on a fourth-and-five play on Auburn's possession to end the game.

Florida jumped to a 17-7 first half lead behind a Grossman strike to Aaron Walker from 13-yards and a second-quarter Earnest Graham 1-yard run early in the second quarter, extending the Gators lead to 14-0.

On the ensuing drive, Auburn lost Williams for the season as he suffered a leg injury. Brown came off the bench and ran the ball four times for 47 yards, including a 26-yard touchdown run.

Florida followed with three straight field goals before the Tigers' fourth-quarter rally.



Ronnie Brown scored three touchdowns, two on the ground and one receiving against Florida.



DeMarco McNeil registered six tackles and helped Auburn's defense hold Florida to just six points in the second half.

2002 In Review

2003 Auburn Football

#10 LSU Auburn

7 31

OCTOBER 26, 2002 • 85,366 • JP SPORTS
JORDAN-HARE STADIUM • AUBURN, AL



Auburn intercepted quarterback Marcus Randall four times and held 10th-ranked LSU scoreless through three quarters, as the Tigers defeated LSU, 31-7.

Sophomore quarterback Jason Campbell threw for 105 yards and one touchdown and carried the ball eight times for 37 yards in his first start of the season. He led Auburn to 321 yards of total offense against the top ranked defense in the country. Ronnie Brown finished with 95 yards and a pair of touchdowns on 18 carries to lead the ground effort.

Auburn jumped out to a 7-0 lead in the first quarter on a 5-yard touchdown run by Brown that was set up by Travaris Robinson's 64-yard interception return.

Philip Yost increased Auburn's lead to 10-0 in the second quarter with his first career field goal from 19 yards out. True freshman Tre Smith pushed the lead to 17-0 with just over two minutes to play in the half on a 13-yard touchdown run.

In the second half, Campbell connected with Devin Aromashodu on a 48-yard pass that led to a 3-yard touchdown pass to Robert Johnson giving Auburn a 24-0 advantage.

Linebacker Karlos Dansby intercepted his second pass of the day on the first play of the fourth quarter and returned it 60 yards, setting up a Tiger score. Six plays later, Brown ran 20 yards for his second touchdown of the day, increasing the lead to 31-0.

LSU scored its only points of the day with just over seven minutes to play in the game on an 8-yard touchdown run by Joseph Addai.

Auburn drove down the field to LSU's 2-yard line on its final possession, but Campbell took a knee with seconds on the clock and allowed time to expire.

Dontarrio Thomas led Auburn's defensive efforts with nine tackles, while Dansby added eight stops to his pair of interceptions. Defensive back Donnay Young added his first interception of his career for the Tigers.

Tre Smith added 80 yards rushing and a touchdown on 11 carries in the victory.



LB Karlos Dansby accounted for two of Auburn's four interceptions against LSU.



True freshman Tre Smith rushed for 80 yards and a touchdown on a 13-yard run against LSU.

SCORING SUMMARY

LSU	0	0	0	7	-7
Auburn	7	10	7	7	-31

AU—R. Brown 5 run (Yost kick), 6:56, 1st
 AU—Yost 19 field goal, 6:07, 2nd
 AU—Smith 13 run (Yost kick), 2:10, 2nd
 AU—R. Johnson 3 pass from Campbell (Yost kick), 10:51, 3rd
 AU—R. Brown 20 run (Yost kick), 11:14, 4th
 LSU—Addai 8 run (Corbello kick), 7:19, 4th

TEAM STATISTICS

	AU	LSU
First Downs	14	14
Rushes-Yards	45-216	41-163
Passing Yards	105	79
Comp-Att-Int	7-11-0	9-20-4
Total Yards	56-321	61-242
Punts-Avg.	3-46.3	5-40.6
Fumbles/Lost	2-1	2-1
Penalties-Yards	6-59	6-52
3rd Down Conv.	7 -of-14	4-of-13
Time of Possession	29:45	30:15

INDIVIDUAL STATISTICS


RUSHING: (AU) R. Brown 18-95 (2 TD), Smith 11-80, Campbell 8-37, Butler 7-7; (LSU) Marcus Randall 16-74, Joseph Addai 10-44 (TD), Davis 14-42, Clayton 1-3.

PASSING: (AU) Campbell 7-11-0, 105 (TD); (LSU) Randall 9-20-4, 79.

RECEIVING: (AU) R. Johnson 3-32, Aromashodu 2-61, McIntyre 1-6, Willis 1-6; (LSU) Myers 3-44, Henderson 2-16, Clayton 2-10, Robinson 1-7, Davis 1-2.

2002 In Review

2003 Auburn Football



Auburn Ole Miss

31 24

NOVEMBER 2, 2002 • 60,635 • JP SPORTS
VAUGHT-HEMMINGWAY STADIUM • OXFORD, MS

SCORING SUMMARY

Auburn0	14	10	7	—31
Ole Miss0	3	14	7	—24

AU—Brown 1 run (Yost kick), 13:28, 2nd
 AU—Brown 49 run (Yost kick), 11:21, 2nd
 UM—Nichols 30 field goal, 4:32, 2nd
 UM—Collins 41 pass from Manning (Nichols kick), 13:13, 3rd
 AU—Team safety, 9:44, 3rd
 UM—Collins 12 pass from Manning (Nichols kick), 5:11, 3rd
 AU—Brown 21 run (Smith pass from Campbell), 3:06, 3rd
 AU—Obomanu 20 pass from Campbell (Duval kick), 14:02, 4th
 UM—Collins 8 pass from Manning (Nichols kick), 11:17, 4th

TEAM STATISTICS

	AU	UM
First Downs	15	22
Rushes-Yards	42-254	28-74
Passing Yards	113	284
Comp-Att-Int	11-21-0	26-46-3
Total Yards	63-367	74-358
Punts-Avg.	6-43.8	5-42.4
Fumbles/Lost	1-1	1-0
Penalties-Yards	12-85	7-60
3rd Down Conv.	5-of-14	9-of-18
Time of Possession	29:44	30:16

INDIVIDUAL STATISTICS

RUSHING: (AU) Brown 33-224 (3 TD), Smith 3-18, Campbell 4-8, Aromashodu 1-6; (UM) McClendon 12-62, Pearson 5-10, Razzano 2-9, Sanford 3-9
PASSING: (AU) Campbell 21-11-0, 113 (TD); (UM) Manning 46-26-3, 284 (3 TD)
RECEIVING: (AU) Daniels 3-27, Willis 2-11, Brown 2-5, Obomanu 1-20 (TD), Diamond 1-20, Johnson 1-16, Mix 1-14; (UM) Collins 8-106 (3 TD), Espy 4-47, Fryfogle 3-27, Flowers 3-20, Razzano 3-17, Armstead 2-21, Pearson 2-10, Biddle 1-36.

Travaris Robinson intercepted Eli Manning in the end zone with 1:32 left in the fourth quarter to preserve a 31-24 Auburn victory over Ole Miss. Auburn tailback Ronnie Brown carried the load for the Tigers offensively, rushing for a career-high 224 yards with three touchdowns on 33 carries.

Trailing by seven with just over seven minutes to play, Manning led a mix of the pass and the run to move the Rebels down to the Tigers eight yard-line before Robinson's interception.

Brown broke a scoreless game in the second quarter with a one-yard run to give the Tigers an early 7-0 lead. The scoring drive included a 55-yard run by Brown, and a fourth-down completion from Jason Campbell to Robert Johnson to keep the drive moving. Campbell finished the game completing 11-of-21 attempts for 113 yards and a touchdown.

After a three-and-out defensive stand, the Tigers went right back to work. Brown went around left end and down the sideline 49 yards to find paydirt, increasing Auburn's lead to 14-0.

The Rebels added a 30-yard field goal before the half closing the deficit to 14-3.

Ole Miss opened the second half with a Manning to Chris Collins strike from 41 yards out to bring the Rebels within four. Auburn extended the lead to six on Ole Miss' next possession when Auburn scored a safety, after Manning fell in the Rebels' end zone.

Ole Miss rebounded on its next possession taking a 17-16 lead late in the third quarter when Manning found Collins 12 yards out.

Auburn's defense came up with three second half interceptions to help key the victory, including Carlos Rogers' interception at the Rebels' 21-yard line setting up a Ronnie Brown score. On the first play following Rogers' pick, Brown went 21 yards, giving the Tigers the lead for good.

Auburn took a 31-17 lead on the second play of the fourth quarter when Campbell hit freshman wide out Ben Obomanu from 20 yards away.

Manning and Collins connected for the third time on the day, this time from eight yards out to close the lead to 31-24 midway through the fourth quarter.



Travaris Robinson intercepted a pass in the end zone late in the fourth quarter to help Auburn preserve a 31-24 win.



Lorenzo Diamond had a 20-yard reception on Auburn's game-winning drive.

2002 In Review

2003 Auburn Football

Louisiana-Monroe 14 Auburn 52

NOVEMBER 9, 2002 • 84,618

JORDAN-HARE STADIUM • AUBURN, AL

It was Homecoming on the Plains and the Auburn Tigers used a steady attack on the ground and through the air to manhandle Louisiana-Monroe 52-14 in Jordan-Hare Stadium.

The Tigers scored on their first four possessions of the game, two in the air and two on the ground. Jason Campbell opened the scoring by connecting with Jeris McIntyre on a 33-yard play to give Auburn the 7-0 lead.

Campbell found freshman wideout Ben Obomanu from 21-yards away for an early 14-0 lead.

Auburn would switch its focus to the ground attack and sophomore running back Ronnie Brown and freshman Tre Smith took over. Touchdown runs of two and ten yards, respectively, and a five yard touchdown pass from Daniel Cobb to Robert Johnson gave the Tigers a very comfortable 35-0 halftime edge.

Smith lead the Tigers on the ground with 65 yards on just nine carries, and caught four pass for 67 yards and a touchdown. Playing in his final Homecoming game at Auburn, senior tailback Michael Owens ran the ball ten times for 51 yards and scored his first touchdown of the season. Brown finished the game with nine carries for 41 yards.

Louisiana-Monroe would score twice in the third quarter, on a one-yard touchdown run by Kirsh Williams and quarterback Steven Jyles found Ben Wright from three yards away.

Cobb hooked up with Smith early in the second half for the Tigers fourth passing touchdown of the afternoon, this time from five yards out.

Cobb finished the game completing 13 of 20 attempts for 109 yards, one interception and two touchdowns, coming off the bench for the Tigers. Starting quarterback Jason Campbell completed eight of ten passes for 184 yards and two touchdowns.

Owens would tack on a five yard touchdown in the fourth quarter and Damon Duval nailed a 24-yard field in the closing minutes of the game.


Auburn finished the game with 210 yards on the ground and 293 yards through the air.



Jeris McIntyre scored one of seven touchdowns for the Tigers on a 33-yard pass play against Louisiana-Monroe.



Auburn's defense held ULM scoreless in the first half.



SCORING SUMMARY

ULM	0	0	14	0	14
Auburn	21	14	7	10	52

AU—McIntyre 33 pass from Campbell (Duval kick), 7:58, 1st
 AU—Obomanu 21 pass from Campbell (Duval kick), 4:01, 1st
 AU—Brown 2 run (Duval kick), :44, 1st
 AU—Smith 10 run (Duval kick), 13:11, 2nd
 AU—R. Johnson 5 pass from Cobb (Duval kick), 2nd, 1:07
 AU—Smith 5 pass from Cobb (Duval kick), 13:19, 3rd
 ULM—Williams 1 run (Stelly kick), 7:31, 3rd
 ULM—Wright 3 pass from Jyles (Stelly kick), 2:07, 3rd
 AU—Owens 5 run (Duval kick), 8:36, 4th
 AU—Duval 24 field goal, 2:47, 4th

TEAM STATISTICS

	AU	ULM
First Downs	24	16
Rushes-Yards	42-210	29-83
Passing Yards	293	193
Comp-Att-Int	21-30-1	19-38-0
Total Yards	72-503	67-276
Punts-Avg.	1-56.0	7-39.4
Fumbles/Lost	1-1	4-1
Penalties-Yards	4-39	7-52
3rd Down Conv.	8-of-13	4-of-16
Time of Possession	32:24	27:36

INDIVIDUAL STATISTICS

RUSHING: (AU) Smith 9-65 (TD), Owens 10-51 (TD), Brown 9-41 (TD), B. Johnson 7-32, Cobb 2-12, Horn 3-5, Thornton 2-4 (ULM) Jyles 11-53, Jacobs 9-33,
PASSING: (AU) Campbell 10-8-0 184 (2TD) Cobb 20-13-1 109 (2TD); (ULM) Jyles 37-19-0 193 (TD), Smith 1-0-0
RECEIVING: (AU) R. Johnson 5-53 (TD), Smith 4-67 (TD), Obomanu 3-43 (TD), Mix 2-52, McIntyre 2-39 (TD), Wallace 2-16, Aromashodu 2-16; (ULM) Vincent 6-59, Smith 5-28, Quillen 3-56, Wright 1-3 (TD)

2002 In Review

2003 Auburn Football



#7 Georgia #24 Auburn

24 21

NOVEMBER 16, 2002 • 86,063 • CBS
JORDAN-HARE STADIUM • AUBURN, AL

SCORING SUMMARY

Georgia3	0	14	7	— 24
Auburn7	7	7	0	— 21

AU—Brown 53 run (Duval kick), 6:29, 1st
 UG—Bennett 43 field goal, 2:34, 1st
 AU—B. Johnson 2 pass from Campbell (Duval kick), 1:40, 2nd
 UG—Greene 1 run (Kilgo kick), 10:46, 3rd
 AU—Campbell 21 run (Duval kick), 5:45, 3rd
 UG—Stinchcomb 1 run (Bennett kick), 2:02, 3rd
 UG—Johnson 19 pass from Greene (Bennett kick), 1:25, 4th

TEAM STATISTICS

	AU	UG
First Downs	16	14
Rushes-Yards	46-199	33-104
Passing Yards	133	231
Comp-Att-Int	12-23-2	19-38-1
Total Yards	69-332	71-335
Punts-Avg.	8-37.8	7-47.0
Fumbles/Lost	3-1	2-1
Penalties-Yards	8-40	7-39
3rd Down Conv.	6-of-16	3-of-16
Time of Possession	33:07	26:53

INDIVIDUAL STATISTICS

RUSHING: (AU) Brown 25-124 (TD), Campbell 19-72 (TD), Smith 2-3; (UG) Smith 15-90, Greene 10-13 (TD), Wall 3-9, Stinchcomb 0-1 (TD), Milton 2-(-3), Shockley 2-(-4)
PASSING: (AU) Campbell 23-12-2 133 (TD); (UG) Greene 35-18-1 232 (TD), Shockley 3-1-0 (-1)
RECEIVING: (AU) R. Johnson 4-45, Brown 2-33, Aromashodu 2-26, Smith 1-14, Wallace 1-9, Diamond 1-4, B. Johnson 1-2 (TD); (UG) Johnson 13-141 (TD), Gibson 4-72, Watson 1-19, Milton 1-(-1)

Georgia quarterback David Greene converted a 4th-and-15 by tossing a 19-yard touchdown strike to Michael Johnson with 1:25 remaining in the game to give the Bulldogs their first lead of the game and a 24-21 win over Auburn.

In a tale of two halves, Georgia out-gained Auburn 272 yards to 99 yards in total offense in the second half, while the Tigers held the advantage in first-half yardage, 233-63.

Auburn opened the game with an impressive 65-yard drive to the Georgia 15 before Jason Campbell was intercepted by Sean Jones, who returned the ball 58 yards to the Auburn 33. The Tiger defense held as a 45-yard field goal attempt by Billy Bennett sailed wide right.

Auburn picked up where it left off, mounting 72-yard drive highlighted by a 53-yard touchdown run by Ronnie Brown up the middle for a 7-0 lead. The run was part of a 124-yard rushing performance by Brown, his third 100-yard outing in the last five games.

After Sean Jones recovered a fumble at the Georgia 49, the Bulldogs added three points on a Bennett 43-yard field goal.

Campbell found fullback Brandon Johnson for a two-yard touchdown pass with 1:40 to go, providing Auburn with a 14-3 halftime lead.

Georgia wasted no time in the second half, moving 67 yards in 10 plays on the opening possession to trail 14-10.

Auburn answered by moving 54 yards in nine plays, capped by a Campbell 21-yard touchdown run to stretch the lead to 21-10. Campbell rushed for a career-high 72 yards in the game, while finishing 12-of-23 for 133 yards passing.

The Bulldogs turned around on their next possession to escape a 2nd-and-19 at their own two-yard line when running back Musa Smith ran up the right side for 34 of his 90 yards. The drive would result in a Greene fumble into the end zone and a Georgia recovery for a touchdown with 2:02 left in the third quarter.

The score remained 21-17, as neither team had a drive of more than 18 yards until Greene hit Fred Gibson with a 41-yard pass late in the fourth quarter, which led to the decisive score.



Reggie Torbor finished with four tackles including two that resulted in a total loss of 11 yards.



Jason Campbell rushed for 72 yards and scored on a 21-yard run in the third quarter.

2002 In Review

2003 Auburn Football

Auburn #9 Alabama

17 7

NOVEMBER 23, 2002 • 84,818 • CBS
BRYANT-DENNY STADIUM • TUSCALOOSA, AL

Freshman tailback Tre Smith ran for a career-high 126 yards as Auburn upset ninth-ranked Alabama, 17-7, in Tuscaloosa. The win improved the Tigers record to 4-0 all-time in Tuscaloosa.

The underdog Tigers struck first on their second possession of the game. Making his first career start, Smith's 51-yard run set up sophomore quarterback Jason Campbell's 14-yard touchdown pass to tight end Robert Johnson to give the Tigers an early 7-0 lead.

After stopping the Crimson Tide on the ensuing possession, Campbell went 3-for-3 finding Jeris McIntyre for six yards, Ben Obomanu for 17 yards and finally hit a wide open Johnson in the middle of the field for a 11-yard touchdown pass. Damon Duval kicked his second extra point of the game as the Tigers went up 14-0 in the first quarter.

Duval would extend the Auburn lead to 17-0 after nailing a 40-yard field goal midway through the second quarter. The drive also took almost six minutes off the clock.

Holding a 17-0 advantage at halftime, Auburn's defense stepped up against the SEC's top offensive attack in the second half holding Alabama to just 27 yards rushing and only seven points. The Tigers held the Crimson Tide's Santonio Beard to just 41 yards and Shaud Williams to only 48 yards for the game.

Auburn committed its only turnover on the afternoon on its opening possession of the second half. Waine Bacon picked off a tipped ball which led to Alabama's only score on the day. The Crimson Tide used a 8-play, 46-yard drive that was capped by Beard's run from 1-yard out to cut the Tigers lead to 17-7.

Both defenses controlled the fourth quarter as neither team were able to find the end zone.

The Tigers defense forced Alabama to try and convert a fourth down seven times during the game and the Crimson Tide were only successful twice.

Auburn's defensive efforts were led by senior safety Travaris Robinson, who had a team-high 12 tackles en route to being named the SEC Defensive Player of the Week the following Monday.


The win marked the first time in 20 tries that an unranked Auburn team defeated a ranked Alabama squad.



TE Robert Johnson scored two touchdowns against Alabama on 14 and 11 yard receptions.



Auburn's defense held Alabama to just 27 rushing yards and seven points in the second half.



SCORING SUMMARY

Auburn	14	3	0	0	— 17
Alabama	0	0	7	0	— 7

AU—R. Johnson 14 pass from Campbell (Duval kick), 5:59, 1st
 AU—R. Johnson 11 pass from Campbell (Duval kick), :15, 1st
 AU—Duval 40 field goal, 7:52, 3rd
 UA—Beard 1 run (Robinson kick), 6:40, 3rd

TEAM STATISTICS

	AU	UA
First Downs	14	17
Rushes-Yards	38-129	34-111
Passing Yards	169	209
Comp-Att-Int	10-18-1	18-37-1
Total Yards	56-298	71-320
Punts-Avg.	5-35.8	5-40.0
Fumbles/Lost	2-0	1-0
Penalties-Yards	9-53	10-90
3rd Down Conv.	3-of-10	2-of-14
Time of Possession	29:43	30:17

INDIVIDUAL STATISTICS

RUSHING: (AU) Smith 25-126, Campbell 10-10 (UA) Williams 7-48, Beard 12-41 (TD), Watts 11-29, Ward 1-(-1), Croyle 3-(-6)
PASSING: (AU) Campbell 18-10-1 169 (2 TD); (UA) Watts 21-11-0 126, Croyle 16-7-1 83
RECEIVING: (AU) Willis 3-59, R. Johnson 3-34 (2 TD), Mix 1-46, Obomanu 1-17, Aromashodu 1-7, McIntyre 1-6; (UA) Williams 7-43, Luke 3-42, Fulgham 2-58, Collins 2-26, Fletcher 2-24, Johnson 2-16

2002 In Review

2003 Auburn Football



#19 Auburn 13

#10 Penn State 9

CAPITAL ONE BOWL • JANUARY 1, 2003 • 66,334 • ABC
FLORIDA CITRUS BOWL • ORLANDO, FL

SCORING SUMMARY

Penn State3	3	0	3	— 9
Auburn0	0	7	6	— 13

PSU—Gould 21 field goal, 10:26, 1st
PSU—Gould 27 field goal, 1:44, 2nd
AU—Brown 1 run (Duval kick), 3:52, 3rd
PSU—Gould 31 field goal, 10:10, 4th
AU—Brown 17 run (Jason Campbell pass failed), 2:19, 4th

TEAM STATISTICS

	PSU	AU
First Downs	15	15
Rushes-Yards	36-170	50-200
Passing Yards	98	78
Comp-Att-Int	10-27-1	10-17-1
Return Yards	13	67
Punts-Avg.	5-38.2	4-48.2
Fumbles/Lost	2/1	3-1
Penalties-Yards	7-68	9-84
3rd Down Conv.	3-of-14	7-of-16
Time of Possession	27:49	32:11

INDIVIDUAL STATISTICS

RUSHING : (AU) Brown 37-184 (2TD), Smith 5-10, Campbell 8-6; (PSU) Johnson 20-72, Mills 9-56, M. Robinson 5-30, Smith 1-10, Jefferson 1-2
PASSING: (AU) Campbell 17-10-1 78; (PSU) Mills 24-8-1 67, M. Robinson 3-2-0 31.
RECEIVING: (AU) D. Aromashodu 2-18, R. Johnson 2-17, Diamond 1-11, Obomanu 1-11, Daniels 1-9, M. Willis 1-6, Smith 1-5, Brown 1-1; (PSU) T. Johnson 2-54, Kranchick 2-15, L. Johnson 2-8, M. Robinson 2-7, McHugh 1-8, Williams 1-6

On a warm and windy day in Orlando, the 19th-ranked Auburn Tigers knocked off 10th-ranked Penn State, 13-9, behind a stymieing defense and Capital One Bowl MVP Ronnie Brown's 184 yard, two touchdown performance. Penn State's Larry Johnson, who finished third in the Heisman Trophy balloting, was unable to get on track as Auburn's defense limited him to only 72 yards on 20 carries.

Auburn fumbled on its first possession giving Penn State the ball on the 15-yard line, but the Nittany Lions were forced to settle for a 21-yard Robbie Gould field goal.

The Auburn defense held the Nittany Lions' offense the rest of the half, allowing only a 27-yard field goal by Gould.

After a sluggish first half, the Tigers came out in the third quarter with a run-dominated offensive scheme and Ronnie Brown punished the Penn State defenders to the tune of 119 second half yards.

Auburn took its first possession of the second half and marched 74 yards, scoring on a one-yard Brown touchdown run, which put Auburn ahead, 7-6. The fast Tiger defense took control, allowing Penn State only 31 yards of offense in the third quarter.

Penn State replaced quarterback Zack Mills with Michael Robinson who sparked the Nittany Lion offense to a fourth quarter field goal, putting Penn State up 9-7.

On Auburn's next possession, Damon Duval's punt was downed at the one-yard line pinning Penn State deep in their own territory.

After a short punt by Penn State, Auburn drove the ball inside the red zone, where Ronnie Brown bounced a run to the outside taking it 17 yards for the game winning touchdown.

Brown's 184 yards rushing were the most ever by an Auburn player in a bowl, and it was the most yards rushing of anyone in the 2003 bowl season. Dontarrious Thomas was named the game's defensive MVP after helping hold Penn State to just 268 yards.



Ronnie Brown was named the Capital One Bowl MVP after rushing for 184 yards and two touchdowns in the game.



Dontarrious Thomas was named the Defensive MVP after totaling eight tackles including a sack against Penn State.

2002 In Review

2003 Auburn Football

RECORD	OVERALL	HOME	AWAY	NEUTRAL
ALL GAMES	9-4-0	5-2-0	3-2-0	1-0-0
CONFERENCE	5-3-0	2-2-0	3-1-0	0-0-0
NON-CONFERENCE	4-1-0	3-0-0	0-1-0	1-0-0

DATE	OPPONENT	W/L	SCORE	ATTEND
Sept. 2, 2002	at #18 USC	L	17-24	63269
Sept. 7, 2002	W. CAROLINA	W	56-0	80067
Sept. 13, 2002	VANDERBILT	W	31-6	76127
Sept. 18, 2002	at Mississippi State	W	42-14	52583
Sept. 28, 2002	SYRACUSE	W	37-34 (3OT)	83667
Oct. 12, 2002	ARKANSAS	L	17-38	84692
Oct. 19, 2002	at Florida	L	23-30 (OT)	85135
Oct. 26, 2002	#10 LSU	W	31-7	85366
Nov. 2, 2002	at Ole Miss	W	31-24	60635
Nov. 9, 2002	LA-MONROE	W	52-14	84618
Nov. 16, 2002	#7 GEORGIA	L	21-24	86063
Nov. 23, 2002	at #9 Alabama	W	17-7	84818
Jan 01, 2003	vs #10 Penn State	W	13-9	66334

TEAM STATISTICS	AU	OPP
SCORING	388	231
Points Per Game	29.8	17.8
FIRST DOWNS	248	230
Rushing	129	96
Passing	105	116
Penalty	14	18
RUSHING YARDAGE	2648	1842
Yards gained rushing	3009	2230
Yards lost rushing	361	388
Rushing Attempts	563	467
Average Per Rush	4.7	3.9
Average Per Game	203.7	141.7
TDs Rushing	32	17
PASSING YARDAGE	2390	2424
Att-Comp-Int	299-174-10	425-235-21
Average Per Pass	8.0	5.7
Average Per Catch	13.7	10.3
Average Per Game	183.8	186.5
TDs Passing	18	9
TOTAL OFFENSE	5038	4266
Total Plays	862	892
Average Per Play	5.8	4.8
Average Per Game	387.5	328.2
KICK RETURNS: #-YARDS	35-622	28-607
PUNT RETURNS: #-YARDS	48-530	24-311
INT RETURNS: #-YARDS	21-247	10-77
KICK RETURN AVERAGE	17.8	21.7
PUNT RETURN AVERAGE	11.0	13.0
INT RETURN AVERAGE	11.8	7.7
FUMBLES-LOST	23-13	30-11
PENALTIES-YARDS	108-754	108-864
Average Per Game	58.0	66.5
PUNTS-YARDS	56-2351	69-2858
Average Per Punt	42.0	41.4
Net punt average	36.4	33.7
TIME OF POSSESSION/GAME	30:17	29:43
3RD-DOWN CONVERSIONS	79/177	62/193
3rd-Down Pct	45%	32%
4TH-DOWN CONVERSIONS	8/19	11/23
4th-Down Pct	42%	48%
SACKS BY-YARDS	29-194	21-155
MISC YARDS	34	87
TOUCHDOWNS SCORED	52	27
FIELD GOALS-ATTEMPTS	7-18	14-19
PAT-ATTEMPTS	47-47	27-27
ATTENDANCE	580600	346440
Games/Avg Per Game	7/82943	5/69288

SCORE BY QUARTERS	1st	2nd	3rd	4th	OT	Total
Auburn	101	100	76	98	13	388
Opponents	44	53	72	45	17	231

RUSHING	GP	Att	Gain	Loss	Net	Avg	TD	Long	Avg/G
Ronnie Brown	12	175	1056	48	1008	5.8	13	55	84.0
Carnell Williams	7	141	787	42	745	5.3	10	65	106.4
Tre Smith	13	79	464	10	454	5.7	3	51	34.9
Jason Campbell	13	72	348	142	206	2.9	3	21	15.8
Chris Butler	8	27	117	9	108	4.0	1	38	13.5
Michael Owens	7	13	68	0	68	5.2	1	23	9.7
Brandon Johnson	11	10	42	0	42	4.2	1	9	3.8
Montavis Pitts	3	1	15	0	15	15.0	0	15	5.0
Silas Daniels	10	1	10	0	10	10.0	0	10	1.0
Devin Aromashodu	13	1	6	0	6	6.0	0	6	0.5
Victor Horn	1	3	12	7	5	1.7	0	12	5.0
Marshall Thornton	7	2	4	0	4	2.0	0	2	0.6
Daniel Cobb	8	28	80	79	1	0.0	0	12	0.1
Damon Duval	13	1	0	0	0	0.0	0	0	0.0
Team	13	9	0	24	-24	-2.7	0	0	-1.8
Total	13	563	3009	361	2648	4.7	32	65	203.7
Opponents	13	467	2230	388	1842	3.9	17	80	141.7

PASSING	G	Effic	Att-Cmp-Int	Pct	Yds	TD	Lng	Avg/G
Daniel Cobb	8	127.87	150-80-5	53.3	1175	7	75	146.9
Jason Campbell	13	149.23	149-94-5	63.1	1215	11	54	93.5
Total	13	138.52	299-174-10	58.2	2390	18	75	183.8
Opponents	13	100.31	425-235-21	55.3	2424	9	41	186.5

RECEIVING	G	No.	Yds	Avg	TD	Long	Avg/G
Marcel Willis	13	31	417	13.5	1	75	32.1
Robert Johnson	13	30	365	12.2	4	31	28.1
Devin Aromashodu	13	18	304	16.9	1	65	23.4
Ben Obomanu	13	17	224	13.2	3	45	17.2
Anthony Mix	13	13	193	14.8	1	46	14.8
Silas Daniels	10	13	173	13.3	0	41	17.3
Jeris McIntyre	13	10	129	12.9	1	33	9.9
Ronnie Brown	12	9	166	18.4	1	54	13.8
Cooper Wallace	13	8	123	15.4	2	35	9.5
Tre Smith	13	7	101	14.4	1	40	7.8
Lorenzo Diamond	12	7	96	13.7	1	30	8.0
Carnell Williams	7	6	30	5.0	0	15	4.3
Brandon Johnson	11	3	43	14.3	2	34	3.9
Jake Slaughter	8	1	15	15.0	0	15	1.9
Chris Butler	8	1	11	11.0	0	11	1.4
Total	13	174	2390	13.7	18	75	183.8
Opponents	13	235	2424	10.3	9	41	186.5

FIELD GOALS	FGM-FGA	Pct	01-19	20-29	30-39	40-49	50-99	Lg	Blk
Damon Duval	6-15	40.0	0-0	1-4	4-6	1-4	0-1	40	4
Philip Yost	1-3	33.3	1-1	0-0	0-1	0-1	0-0	19	0



2002 In Review

2003 Auburn Football

SCORING	TD	PATs								Points
		FGs	Kick	Rush	Rcv	Pass	DXP	Saf		
Ronnie Brown	14	0-0	0-0	0-0	0	0-0	0	0	0	84
Carnell Williams	10	0-0	0-0	0-0	0	0-0	0	0	0	60
Damon Duval	0	6-15	40-40	0-0	0	0-0	0	0	0	58
Tre Smith	4	0-0	0-0	0-0	1	0-0	0	0	0	26
Robert Johnson	4	0-0	0-0	0-0	0	0-0	0	0	0	24
Jason Campbell	3	0-0	0-0	2-2	0	1-2	0	0	0	22
Brandon Johnson	3	0-0	0-0	0-0	0	0-0	0	0	0	18
Ben Obomanu	3	0-0	0-0	0-0	0	0-0	0	0	0	18
Cooper Wallace	2	0-0	0-0	0-0	0	0-0	0	0	0	12
Philip Yost	0	1-3	7-7	0-0	0	0-0	0	0	0	10
Michael Owens	1	0-0	0-0	0-0	0	0-0	0	0	0	6
Spencer Johnson	1	0-0	0-0	0-0	0	0-0	0	0	0	6
Devin Aromashodu	1	0-0	0-0	0-0	0	0-0	0	0	0	6
Lorenzo Diamond	1	0-0	0-0	0-0	0	0-0	0	0	0	6
Karlos Dansby	1	0-0	0-0	0-0	0	0-0	0	0	0	6
Anthony Mix	1	0-0	0-0	0-0	0	0-0	0	0	0	6
Marcel Willis	1	0-0	0-0	0-0	0	0-0	0	0	0	6
Chris Butler	1	0-0	0-0	0-0	0	0-0	0	0	0	6
Jeris McIntyre	1	0-0	0-0	0-0	0	0-0	0	0	0	6
Team	0	0-0	0-0	0-0	0	0-0	0	1		2
Total	52	7-18	47-47	2-2	1	1-2	0	1		388
Opponents	27	14-19	27-27	0-0	0	0-0	0	0		231

PUNTING	No.	Yds	Avg	Long	TB	FC	I20	Blkd
Damon Duval	54	2344	43.4	69	9	7	13	0
Team	1	0	0.0	0	0	0	0	1
Philip Yost	1	7	7.0	7	0	0	0	0
Total	56	2351	42.0	69	9	7	13	1
Opponents	69	2858	41.4	66	7	4	10	0

INTERCEPTIONS	No.	Yds	Avg	TD	Long
Carlos Rogers	4	48	12.0	0	35
Travis Robinson	4	64	16.0	0	64
Karlos Dansby	3	66	22.0	0	60
Roderick Hood	2	42	21.0	0	28
Horace Willis	2	0	0.0	0	0
Junior Rosegreen	2	0	0.0	0	0
Derrick Graves	1	10	10.0	0	10
Travis Williams	1	7	7.0	0	7
DeMarco McNeil	1	1	1.0	0	1
Donnay Young	1	9	9.0	0	9
Total	21	247	11.8	0	64
Opponents	10	77	7.7	0	58

PUNT RETURNS	No.	Yds	Avg	TD	Long
Roderick Hood	36	417	11.6	0	45
Tre Smith	6	61	10.2	0	15
Marcel Willis	6	52	8.7	0	18
Total	48	530	11.0	0	45
Opponents	24	311	13.0	1	85

KICK RETURNS	No.	Yds	Avg	TD	Long
Roderick Hood	21	416	19.8	0	34
Tre Smith	11	163	14.8	0	25
Dee Durham	2	28	14.0	0	19
Ronnie Brown	1	15	15.0	0	15
Total	35	622	17.8	0	34
Opponents	28	607	21.7	0	41

FUMBLE RETURNS	No.	Yds	Avg	TD	Long
Karlos Dansby	1	7	7.0	1	7
Spencer Johnson	1	27	27.0	1	27
Total	2	34	17.0	2	27
Opponents	4	87	21.8	0	48

ALL PURPOSE	G	Rush	Rec	PR	KOR	IR	Tot	Avg/G
Ronnie Brown	12	1008	166	0	15	0	1189	99.1
Roderick Hood	13	0	0	417	416	42	875	67.3
Tre Smith	13	454	101	61	163	0	779	59.9
Carnell Williams	7	745	30	0	0	0	775	110.7
Marcel Willis	13	0	417	52	0	0	469	36.1
Robert Johnson	13	0	365	0	0	0	365	28.1
Devin Aromashodu	13	6	304	0	0	0	310	23.8
Ben Obomanu	13	0	224	0	0	0	224	17.2
Jason Campbell	13	206	0	0	0	0	206	15.8
Anthony Mix	13	0	193	0	0	0	193	14.8
Silas Daniels	10	10	173	0	0	0	183	18.3
Jeris McIntyre	13	0	129	0	0	0	129	9.9
Cooper Wallace	13	0	123	0	0	0	123	9.5
Chris Butler	8	108	11	0	0	0	119	14.9
Lorenzo Diamond	12	0	96	0	0	0	96	8.0
Brandon Johnson	11	42	43	0	0	0	85	7.7
Michael Owens	7	68	0	0	0	0	68	9.7
Karlos Dansby	12	0	0	0	0	66	66	5.5
Travis Robinson	13	0	0	0	0	64	64	4.9
Carlos Rogers	13	0	0	0	0	48	48	3.7
Dee Durham	12	0	0	0	28	0	28	2.3
Montavis Pitts	3	15	0	0	0	0	15	5.0
Jake Slaughter	8	0	15	0	0	0	15	1.9
Derrick Graves	13	0	0	0	0	10	10	0.8
Donnay Young	13	0	0	0	0	9	9	0.7
Travis Williams	13	0	0	0	0	7	7	0.5
Victor Horn	1	5	0	0	0	0	5	5.0
Marshall Thornton	7	4	0	0	0	0	4	0.6
DeMarco McNeil	13	0	0	0	0	1	1	0.1
Daniel Cobb	8	1	0	0	0	0	1	0.1
Team	13	-24	0	0	0	0	-24	-1.8
Total	13	2648	2390	530	622	247	6437	495.2
Opponents	13	1842	2424	311	607	77	5261	404.7

TOTAL OFFENSE	G	Plays	Rush	Pass	Total	Avg/G
Jason Campbell	13	221	206	1215	1421	109.3
Daniel Cobb	8	178	1	1175	1176	147.0
Ronnie Brown	12	175	1008	0	1008	84.0
Carnell Williams	7	141	745	0	745	106.4
Tre Smith	13	79	454	0	454	34.9
Chris Butler	8	27	108	0	108	13.5
Michael Owens	7	13	68	0	68	9.7
Brandon Johnson	11	10	42	0	42	3.8
Montavis Pitts	3	1	15	0	15	5.0
Silas Daniels	10	1	10	0	10	1.0
Devin Aromashodu	13	1	6	0	6	0.5
Victor Horn	1	3	5	0	5	5.0
Marshall Thornton	7	2	4	0	4	0.6
Team	13	9	-24	0	-24	-1.8
Total	13	862	2648	2390	5038	387.5
Opponents	13	892	1842	2424	4266	328.2

2002 In Review

2003 Auburn Football

DEFENSIVE STATISTICS

DEFENSIVE LEADERS	-----Tackles-----				TFL/Yds	-Sacks-		---Pass Def---		-Fumbles-			Blkd	
	GP	Solo	Ast	Total		No-Yards	Int-Yds	BrUp	QBH	Rcv-Yds	FF	Kick	Saf	
Mark Brown	13	31	66	97	9-38	2.5-23	.	1	4	.	1	.	.	
Travaris Robinson	13	41	53	94	3-6	.	4-64	4	1	
Dontarrious Thomas	12	35	57	92	11-33	3.0-20	.	3	3	2-0	.	.	.	
Karlos Dansby	12	31	45	76	14-51	4.0-33	3-66	4	9	2-7	2	.	.	
Junior Rosegreen	13	20	43	63	4-15	1.0-7	2-0	5	1	.	1	.	.	
Carlos Rogers	13	34	14	48	2-2	.	4-48	9	1	
DeMarco McNeil	13	17	22	39	8-33	1.0-6	1-1	2	3	.	2	.	.	
Jay Ratliff	12	16	21	37	10-35	1.0-9	.	.	3	.	2	.	.	
Horace Willis	13	23	12	35	1-2	.	2-0	8	.	1-0	.	.	.	
Spencer Johnson	12	12	21	33	8-23	2.0-17	.	1	.	1-27	1	.	.	
Roderick Hood	13	19	7	26	1-1	.	2-42	7	.	1-0	.	.	.	
Reggie Torbor	10	9	17	26	8-31	3.5-20	.	4	16	1-0	1	.	.	
T.J. Jackson	13	5	19	24	9-17	0.5-3	
Lemarcus Rowell	12	8	13	21	.	.	.	1	
Donnay Young	13	10	11	21	.	.	1-9	
Wayne Dickens	11	6	13	19	5-5	
Derrick Graves	13	4	14	18	1-3	.	1-10	1	
Roshard Gilyard	12	7	9	16	1	.	.	
Mayo Sowell	11	2	14	16	1-1	.	.	.	3	.	2	.	.	
Rashaud Walker	13	11	4	15	.	.	.	1	.	.	1	.	.	
Bret Eddins	13	4	10	14	4-15	1.5-9	.	.	4	.	1	.	.	
Dante Booker	13	3	10	13	3-2	.	.	.	1	.	1	.	.	
Antarrious Williams	11	4	9	13	1-2	.	.	1	.	1-0	.	.	.	
Dexter Murphy	13	6	6	12	4-12	2.0-11	.	2	.	.	1	.	.	
Travis Williams	13	4	6	10	1-1	.	1-7	.	.	.	1	.	.	
Lamel Ages	13	3	7	10	1-0	.	.	.	
Dee Durham	12	3	5	8	.	.	.	1	
TEAM	13	6	.	6	3-19	1.0-15	3	.	1	
Michael Lindsey	12	3	1	4	
Gerald Williams	2	1	3	4	
Ben Grubbs	3	.	4	4	
Jake Slaughter	8	2	1	3	1	
Bret Holliman	13	.	3	3	
Montavis Pitts	3	.	2	2	
Cooper Wallace	13	2	.	2	
Lorenzo Diamond	12	.	2	2	
Will Herring	2	.	2	2	
Brandon Johnson	11	2	.	2	
Jason Campbell	13	1	.	1	
Tre Smith	13	1	.	1	
Carnell Williams	7	1	.	1	
Daniel Cobb	8	1	.	1	
Chris Butler	8	1	.	1	
Philip Yost	5	.	1	1	
Damon Duval	13	1	.	1	
Ben Nowland	11	1	.	1	
Justin Fetsko	13	1-0	.	.	.	
Robert Johnson	13	1	.	.	
TOTAL	13	391	547	938	111-347	29-194	21-247	55	50	11-34	22	.	1	
OPPONENTS	13	-	-	-	-	21-155	10-77	33	4	13-87	17	5	.	

Scoring Drives/Starting Lineups

2003 Auburn Football

Plays	Yards	Time	Qrt.	Score
at SO. CALIFORNIA				
1	23	:08	1st	C. Williams 23 run
15	91	6:43	2nd	R. Brown 1 run
10	31	4:29	3rd	Duval 39 FG
WESTERN CAROLINA				
6	67	2:10	1st	C. Williams 20 run
2	50	:42	1st	C. Williams 42 run
6	68	2:29	1st	R. Brown 7 run
1	17	:09	2nd	Wallace 17 pass from Campbell
15	80	5:55	3rd	Diamond 16 pass from Cobb
7	52	3:21	3rd	Campbell 5 run
4	65	:52	3rd	Butler 10 run
12	85	5:27	4th	T. Smith 8 run
VANDERBILT				
—	—	—	1st	Dansby 7 fumble recovery
8	58	3:00	1st	C. Williams 23 run
12	62	6:11	3rd	Duval 35 FG
2	73	:51	3rd	C. Williams 65 run
—	—	—	4th	S. Johnson 27 fumble recovery
at MISSISSIPPI STATE				
8	76	2:35	2nd	Mix 16 pass from Cobb
3	13	:50	2nd	Willis 17 pass from Cobb
2	47	:14	2nd	Obomanu 45 pass from Cobb
8	67	3:55	4th	C. Williams 9 run
3	17	1:09	4th	C. Williams 5 run
9	50	5:41	4th	B. Johnson 1 run
SYRACUSE				
7	76	2:53	2nd	Duval 34 FG
8	31	3:28	3rd	Campbell 1 run
4	54	1:57	4th	Wallace 7 pass from Campbell
5	57	1:55	4th	B. Johnson 34 pass from Campbell
4	25	—	OT	C. Williams 6 run
4	25	—	OT	C. Williams 8 run
ARKANSAS				
1	65	:23	1st	Armomashodu 65 pass from Cobb
4	2	1:33	1st	Duval 33 FG
8	89	3:53	2nd	C. Williams 9 run

Plays	Yards	Time	Qrt.	Score
at FLORIDA				
8	78	3:23	2nd	R. Brown 26 run
5	50	1:55	4th	R. Brown 1 run
1	54	:15	4th	R. Brown 54 pass from Campbell
LSU				
4	28	1:38	1st	R. Brown 5 run
6	17	2:34	2nd	Yost 19 FG
5	55	2:24	2nd	T. Smith 13 run
5	64	1:25	3rd	R. Johnson 3 pass from Campbell
6	22	3:31	4th	R. Brown 20 run
at OLE MISS				
11	92	5:01	2nd	R. Brown 1 run
4	71	:59	2nd	R. Brown 49 run
—	—	—	3rd	Team Safety
1	21	:07	3rd	R. Brown 21 run
7	53	3:01	4th	Obomanu 20 pass from Campbell
LOUISIANA-MONROE				
6	81	2:20	1st	McIntyre 33 pass from Campbell
7	47	2:04	1st	Obomanu 21 pass from Campbell
6	64	1:51	1st	R. Brown 2 run
3	51	1:12	2nd	T. Smith 10 run
10	54	4:56	2nd	R. Johnson 5 pass from Cobb
4	43	1:41	3rd	T. Smith 5 pass from Cobb
12	50	5:49	4th	Owens 5 run
4	9	2:28	4th	Duval 24 FG
GEORGIA				
5	72	1:50	1st	R. Brown 53 run
8	45	2:34	2nd	B. Johnson 2 pass from Campbell
9	54	5:01	3rd	Campbell 21 run
at ALABAMA				
3	67	1:25	1st	R. Johnson 14 pass from Campbell
6	50	2:24	1st	R. Johnson 11 pass from Campbell
11	60	5:11	3rd	Duval 40 FG
vs. PENN STATE				
13	74	6:48	3rd	R. Brown 1 run
11	40	2:45	4th	R. Brown 17 run

2002 STARTING LINEUPS

OFFENSIVE

	WR	TE	LT	LG	C	RG	RT	WR	QB	TB	FB
at USC	Obomanu	R. Johnson	Pera	D. Lindsey	Nowland	Hockett	Crittenden	Aromashodu	Cobb	C. Williams	B. Johnson
W. CAROLINA	Daniels	R. Johnson	Pera	Reddick	D. Lindsey	Crittenden	Bourgeois	Pitts	Cobb	C. Williams	B. Johnson
VANDERBILT	Daniels	R. Johnson	Pera	D. Lindsey	Nowland	Crittenden	Bourgeois	Willis	Cobb	C. Williams	Mix (WR)
at Miss. State	Daniels	R. Johnson	Pera	D. Lindsey	Nowland	Crittenden	McNeill	Willis	Cobb	C. Williams	R. Brown
SYRACUSE	Daniels	R. Johnson	Pera	D. Lindsey	Nowland	Crittenden	Bourgeois	Willis	Cobb	C. Williams	B. Johnson
ARKANSAS	Wallace (TE)	R. Johnson	Pera	D. Lindsey	Nowland	Crittenden	Bourgeois	Willis	Cobb	C. Williams	B. Johnson
at Florida	Aromashodu	R. Johnson	Pera	D. Lindsey	Nowland	Crittenden	McNeill	Willis	Cobb	C. Williams	B. Johnson
LSU	Aromashodu	R. Johnson	Pera	D. Lindsey	Nowland	Reddick	Crittenden	Willis	Campbell	R. Brown	T. Smith
at Ole Miss	Aromashodu	R. Johnson	Pera	D. Lindsey	Nowland	Crittenden	McNeill	Willis	Campbell	R. Brown	McIntyre (WR)
LA-MONROE	Aromashodu	R. Johnson	Pera	Reddick	D. Lindsey	Crittenden	McNeill	Willis	Campbell	R. Brown	T. Smith
GEORGIA	Aromashodu	R. Johnson	Pera	D. Lindsey	Nowland	Crittenden	McNeill	Willis	Campbell	R. Brown	McIntyre (WR)
at Alabama	Aromashodu	R. Johnson	Pera	D. Lindsey	Nowland	Crittenden	McNeill	Willis	Campbell	T. Smith	L. Diamond (TE)
vs. Penn State	Aromashodu	R. Johnson	Pera	D. Lindsey	Nowland	Crittenden	McNeill	Willis	Campbell	R. Brown	McIntyre (WR)

DEFENSE

	LE	DT	DT	RE	LB	LB	LB	S	S	LC	RC
at USC	Ratliff	McNeil	S. Johnson	Torbor	Dansby	M. Brown	D. Thomas	Robinson	Rosegreen	Hood	Rogers
W. CAROLINA	Eddins	McNeil	S. Johnson	Murphy	Dansby	M. Brown	A. Williams	Robinson	Rosegreen	Hood	Rogers
VANDERBILT	Ratliff	McNeil	S. Johnson	Sowell	Dansby	M. Brown	A. Williams	Robinson	Rosegreen	Willis	Rogers
at Miss. State	Ratliff	McNeil	S. Johnson	Torbor	Dansby	M. Brown	D. Thomas	Robinson	Rosegreen	Hood	Rogers
SYRACUSE	Ratliff	McNeil	S. Johnson	Torbor	Dansby	M. Brown	D. Thomas	Robinson	Rosegreen	Willis	Rogers
ARKANSAS	Ratliff	McNeil	Dickens	Torbor	Dansby	M. Brown	D. Thomas	Robinson	Rosegreen	Willis	Rogers
at Florida	Ratliff	McNeil	Dickens	Torbor	Dansby	M. Brown	D. Thomas	Robinson	Rosegreen	Willis	Rogers
LSU	Ratliff	McNeil	Dickens	Torbor	Dansby	M. Brown	D. Thomas	Robinson	Rosegreen	Willis	Hood
at Ole Miss	Ratliff	McNeil	S. Johnson	Torbor	Dansby	M. Brown	D. Thomas	Robinson	Rosegreen	Willis	Hood
LA-MONROE	Eddins	McNeil	S. Johnson	Sowell	D. Thomas	M. Brown	D. Graves	Robinson	Rosegreen	Willis	Hood
GEORGIA	Eddins	McNeil	S. Johnson	Sowell	Dansby	M. Brown	D. Thomas	Robinson	Rosegreen	Hood	Rogers
at Alabama	Eddins	McNeil	S. Johnson	Torbor	Dansby	M. Brown	D. Thomas	Robinson	Rosegreen	Willis	Rogers
vs. Penn State	Eddins	McNeil	S. Johnson	Torbor	Dansby	M. Brown	D. Thomas	Robinson	Rosegreen	Willis	Hood

2002 In Review

2003 Auburn Football

Game	Score	First Downs Tot Ru-Pa-Pe	Rushing No-Yds-TD	Passing C-A-I Yds TD	Total Off. Pl-Yds	Punts No-Avg	Fum. F/L	Penalties No-Yds	3rd Dns	Time of Poss
Auburn	17	19 9-6-4	38-140-2	11-22-1 141 0	60-281	4-50.8	2/1	5-30	3-of-11	25:32
@ So. California	24	22 6-15-1	37-84-1	23-32-2 302 2	69-386	3-42.0	1/1	8-92	7-of-13	34:28
@ Auburn	56	37 18-16-3	49-345-6	21-30-0 276 2	79-621	2-30.5	1/1	7-46	8-of-11	32:08
W. Carolina	0	14 4-9-1	25-86-0	26-45-1 175 0	70-261	10-36.9	2/1	8-71	3-of-17	27:52
@ Auburn	31	19 10-9-0	37-224-2	14-20-0 154 0	57-378	3-46.0	2/1	10-86	6-of-11	28:36
Vanderbilt	6	19 12-5-2	42-163-0	13-24-2 127 0	66-290	4-44.8	4/2	9-60	6-of-15	31:24
Auburn	42	19 9-9-1	48-207-3	10-21-0 183 3	69-390	8-48.3	1/0	8-39	6-of-16	33:49
@ Miss. State	14	17 5-12-0	31-91-2	20-34-2 232 0	65-323	5-48.0	4/4	9-61	6-of-13	26:11
@ Auburn	37	23 12-10-1	54-231-3	17-33-2 271 2	87-502	5-39.6	3/2	10-76	11-of-19	33:18
Syracuse	34	15 5-9-1	44-158-2	15-30-3 163 1	74-321	6-41.2	2/0	7-43	6-of-18	26:42
@ Auburn	17	21 8-11-2	40-104-1	21-34-2 288 1	74-392	3-22.0	2/1	5-35	6-of-15	31:38
Arkansas	38	18 14-3-1	45-426-5	7-15-1 66 0	60-492	4-38.5	0/0	10-86	1-of-10	28:22
Auburn	23	12 6-6-0	34-189-2	9-19-0 186 1	53-375	4-41.8	2/2	15-82	3-of-11	21:43
@ Florida	30	25 7-14-4	42-129-1	30-39-0 265 2	81-394	3-44.0	4/0	13-90	8-of-16	38:17
@ Auburn	31	14 10-4-0	45-216-3	7-11-0 105 1	56-321	3-46.3	2/1	6-59	7-of-14	30:15
LSU	7	14 8-4-2	41-163-1	9-20-4 79 0	61-242	5-40.6	2/1	6-52	4-of-13	29:45
Auburn	31	15 10-4-1	42-254-3	11-21-0 113 1	63-367	6-43.8	1/1	12-85	5-of-14	29:44
@ Ole Miss	24	22 5-15-2	28-74-0	26-46-3 284 3	74-358	5-42.4	1/0	7-60	9-of-18	30:16
@ Auburn	52	24 9-15-0	42-210-3	21-30-1 293 4	72-503	1-56.0	1/1	4-39	8-of-13	32:24
LA-Monroe	14	16 7-8-1	29-83-1	19-38-0 193 1	67-276	7-39.4	4/1	7-52	4-of-16	27:36
@ Auburn	21	16 11-5-0	46-199-2	12-23-2 133 1	69-332	8-37.8	3/1	8-40	6-of-16	33:07
Georgia	24	15 5-10-0	33-104-2	19-38-1 231 1	71-335	7-47.0	2/1	7-39	3-of-16	26:33
Auburn	17	14 5-8-1	38-129-0	10-18-1 169 2	56-298	5-35.8	2/0	9-53	3-of-10	29:43
@ Alabama	7	17 7-9-1	34-111-1	18-37-1 209 0	71-320	5-40.0	1/0	10-90	2-of-14	30:17
Auburn	13	15 12-2-1	50-200-2	10-17-1 78 0	67-278	4-48.2	1/1	9-84	7-of-16	32:11
vs. Penn State	9	15 10-3-2	36-170-0	10-27-1 98 0	63-268	5-38.2	3/0	7-68	3-of-14	27:49

Average Time of Possession (by Quarter)

	1	2	3	4	Total
AUBURN	7:04	8:04	7:17	7:50	30:16
Opponents	7:55	6:55	7:42	7:10	29:43

Third Down Conversions (by Quarter)

	1	2	3	4	Total
AUBURN	18-39	23-48	20-43	16-44	79-177
<i>Pct.</i>	46.2%	47.9%	46.5%	36.4%	44.6%
Opponents	11-45	13-48	23-48	13-48	62-193
<i>Pct.</i>	24.4%	27.1%	47.9%	27.1%	32.1%

Third Down Breakdown (by Yardage)

Yards to go.....	1-3	4-6	7-10	11+	Total
AUBURN	43-56	14-33	15-48	7-40	79-177
<i>Pct.</i>	76.8%	42.4%	31.3%	17.5%	44.6%
Opponents	26-48	16-49	11-46	9-50	62-193
<i>Pct.</i>	54.2%	32.7%	23.9%	18.0%	32.1%

TURNOVERS

Takeaways — 32, Giveaways — 23
(Diff. +9)
Ratio — 1.4:1
Points Off TOs —
AU 105 (14 TD, 2 FG)
Opp. 47 (4 TD, 4 FG)
Points Off TOs/Game —
AU 8.1, Opp. 3.6

KICKOFFS

Kickoffs — 70 Duval — 59 KO
Touchbacks — 39 34 TB
Out of Bounds — 3
Opp. Returns — 28-607 (21.7) yards
On-side kicks — 0-for-0

RED ZONE

AU Scores/Times in Red Zone:
43/58 (74.1%)
Scores (43): 37 TD, 6 FG
Non-Scores (15): Downs (1), Interception
(2), Fumble (2), Clock (3), Missed FG (7)
Opp. Scores/Times in Red Zone:
33/42 (78.6%)
Scores (33): 21 TD, 12 FG
Non-Scores (9): Fumble (2), Interception
(3), Clock (0), Missed FG (1), Downs (3)

2002 Game-by-Game Individual Stats

2003 Auburn Football

— GAME-BY-GAME RUSHING —

Att-Yds, TD	#23 R. Brown	#38 C. Butler	#17 J. Campbell	#16 Cobb	#45 B. Johnson	#21 Owens	#22 T. Smith	#24 C. Williams
at So. California	9-43, 1	0-0, 0	0-0, 0	6-8, 0	1-1, 0	DNP	0-0, 0	21-94, 1
W. CAROLINA	8-47, 1	11-84, 1	5-23, 1	2-11, 0	1-8, 0	3-17, 0	14-73, 1	4-67, 2
VANDERBILT	3-26, 0	6-14, 0	1(-6), 0	1(-12), 0	DNP	DNP	6-32, 0	20-170, 2
at Miss. State	9-51, 0	2-4, 0	0-0, 0	4-8, 0	1-1, 1	DNP	3-40, 0	28-106, 2
SYRACUSE	0-0, 0	0-0, 0	9-28, 1	4-3, 0	0-0, 0	0-0, 0	0-0, 0	40-202, 2
ARKANSAS	2-10, 0	0-0, 0	5-15, 0	8(-30), 0	0-0, 0	0-0, 0	0-0, 0	24-99, 1
at Florida	22-163, 2	1(-1), 0	3-13, 0	1-1, 0	0-0, 0	0-0, 0	1-7, 0	4-7, 0
LSU	18-95, 2	7-7, 0	8-37, 0	DNP	0-0, 0	0-0, 0	11-80, 1	DNP
at Ole Miss	33-224, 3	DNP	4-8, 0	DNP	0-0, 0	0-0, 0	3-18, 0	DNP
LA-MONROE	9-41, 1	DNP	0-0, 0	2-12, 0	7-32, 0	10-51, 1	9-65, 1	DNP
GEORGIA	25-124, 1	DNP	19-72, 1	DNP	0-0, 0	0-0, 0	2-3, 0	DNP
at Alabama	DNP	DNP	10-10, 0	DNP	DNP	0-0, 0	25-126, 0	DNP
vs. Penn State	37-184, 2	DNP	8-6, 0	DNP	0-0, 0	0-0, 0	5-10, 0	DNP

— GAME-BY-GAME RECEIVING —

No.-Yds, TD	#1 Aromashodu	#23 Brown	#85 Daniels	#49 Diamond	#87 R. Johnson	#81 McIntyre	#89 Mix	#2 Obomanu
at So. California	1-43, 0	0-0, 0	3-28, 0	0-0, 0	1-18, 0	0-0, 0	1-9, 0	1-10, 0
W. CAROLINA	1-6, 0	1-22, 0	1-8, 0	2-46, 1	4-44, 0	0-0, 0	2-33, 0	3-18, 0
VANDERBILT	1-4, 0	0-0, 0	2-35, 0	0-0, 0	1-20, 0	1-6, 0	0-0, 0	1-8, 0
at Miss. State	1-27, 0	0-0, 0	1-14, 0	0-0, 0	1-30, 0	0-0, 0	2-18, 1	1-45, 1
SYRACUSE	1-10, 0	2-51, 0	1-11, 0	1-11, 0	1-7, 0	1-5, 0	2-8, 0	1-9, 0
ARKANSAS	2-61, 1	0-0, 0	1-41, 0	0-0, 0	1-9, 0	4-67, 0	2-13, 0	4-43, 0
at Florida	2-25, 0	1-54, 1	DNP	1-4, 0	3-40, 0	0-0, 0	0-0, 0	0-0, 0
LSU	2-61, 0	0-0, 0	0-0, 0	0-0, 0	3-32, 1	1-6, 0	0-0, 0	0-0, 0
at Ole Miss	0-0, 0	2-5, 0	3-27, 0	1-20, 0	1-16, 0	0-0, 0	1-14, 0	1-20, 1
LA-MONROE	2-16, 0	0-0, 0	0-0, 0	DNP	5-53, 1	2-39, 1	2-52, 0	3-43, 1
GEORGIA	2-26, 0	2-33, 0	DNP	1-4, 0	4-45, 0	0-0, 0	0-0, 0	0-0, 0
at Alabama	1-7, 0	DNP	0-0, 0	0-0, 0	3-34, 2	0-0, 0	1-46, 0	1-17, 0
vs. Penn State	2-18, 0	1-1, 0	1-9, 0	1-11, 0	2-17, 0	0-0, 0	0-0, 0	1-11, 0

No.-Yds, TD	#22 T. Smith	#44 Slaughter	#8 Wallace	#24 C. Williams	#80 Willis
at So. California	0-0, 0	0-0, 0	0-0, 0	1-8, 0	3-25, 0
W. CAROLINA	1-15, 0	1-15, 0	2-27, 1	0-0, 0	3-42, 0
VANDERBILT	0-0, 0	0-0, 0	0-0, 0	1-4, 0	6-66, 0
at Miss. State	0-0, 0	0-0, 0	1-14, 0	0-0, 0	3-35, 1
SYRACUSE	0-0, 0	0-0, 0	1-7, 1	2-5, 0	3-113, 0
ARKANSAS	0-0, 0	DNP	0-0, 0	2-13, 0	5-41, 0
at Florida	0-0, 0	DNP	1-50, 0	0-0, 0	1-13, 0
LSU	0-0, 0	DNP	0-0, 0	DNP	1-6, 0
at Ole Miss	0-0, 0	0-0, 0	0-0, 0	DNP	2-11, 0
LA-MONROE	4-67, 1	0-0, 0	2-16, 0	DNP	0-0, 0
GEORGIA	0-0, 0	0-0, 0	1-9, 0	DNP	0-0, 0
at Alabama	0-0, 0	DNP	0-0, 0	DNP	3-59, 0
vs. Penn State	1-5, 0	DNP	0-0, 0	DNP	1-6, 0

GAME-BY-GAME — PASSING —

Cmp-Att-Yds-Int, TD	#16 Cobb	#17 Campbell
at So. California	11-22-141-1, 0	0-0-0-0, 0
W. CAROLINA	9-16-129-0, 1	11-12-147-0, 1
VANDERBILT	13-18-143-0, 0	1-2-11-0, 0
at Miss. State	10-21-183-0, 3	0-0-0-0, 0
SYRACUSE	7-18-154-0, 1	10-15-117-1, 2
ARKANSAS	13-23-225-2, 1	8-11-63-0, 0
at Florida	4-12-91-0, 0	5-7-95-0, 1
LSU	DNP	7-11-105-1, 1
at Ole Miss	DNP	11-21-113-0, 1
LA-MONROE	13-20-109-1, 2	8-10-184-0, 2
GEORGIA	DNP	12-23-133-2, 1
at Alabama	DNP	10-18-169-1, 2
vs. Penn State	DNP	10-17-78-1, 0

GAME-BY-GAME — FIELD GOALS —

Made, Missed	#20 Duval	#18 Yost
at So. California	37	--
W. CAROLINA	41, 43	--
VANDERBILT	32, 35	--
at Miss. State	--	--
SYRACUSE	34, 27	--
ARKANSAS	33, 39	--
at Florida	23	--
LSU	--	46, 19, 34
at Ole Miss	50	--
LA-MONROE	24	--
GEORGIA	--	--
at Alabama	40, 47	--
vs. Penn State	24	--

GAME-BY-GAME — PUNTING —

No.-Avg, In 20	#20 Duval
at So. California	4-50.8, 1
W. CAROLINA	1-54, 1
VANDERBILT	3-46.0, 1
at Miss. State	8-48.3, 0
SYRACUSE	5-39.6, 3
ARKANSAS	2-33.0, 1
at Florida	4-41.8, 1
LSU	3-46.3, 2
at Ole Miss	6-43.8, 1
LA-MONROE	1-56.0, 0
GEORGIA	8-37.8, 1
at Alabama	5-35.8, 0
vs. Penn State	4-48.2, 1

2002 Game-by-Game Individual Stats

2003 Auburn Football

— DEFENSIVE LINEMEN —

Solo+Ast= Total	#97 Booker	#96 Dickens	#90 Grubbs	#58 Jackson	#53 S. Johnson	#92 McNeil	#83 Ratliff	#82 Torbor
at So. California	1+0=1	2+0=2	DNP	0+0=0	2+5=7	2+2=4	1+2=3	0+1=1
W. CAROLINA	2+4=6	0+3=3	0+4=4	1+2=3	0+0=0	1+1=2	DNP	DNP
VANDERBILT	0+0=0	0+4=4	0+0=0	0+3=3	1+3=4	0+1=1	0+3=3	DNP
at Miss. State	0+0=0	0+0=0	0+0=0	0+0=0	2+3=5	0+2=2	1+1=2	2+2=4
SYRACUSE	0+2=2	2+1=3	DNP	1+2=3	1+1=2	0+1=1	1+3=4	0+2=2
ARKANSAS	0+0=0	1+3=4	DNP	0+4=4	0+1=1	2+4=6	0+1=1	0+3=3
at Florida	0+1=1	1+1=2	DNP	0+1=1	DNP	2+4=6	1+6=7	0+3=3
LSU	0+1=1	0+1=1	DNP	1+3=4	DNP	2+3=5	3+3=6	2+0=2
at Ole Miss	0+0=0	0+0=0	DNP	0+0=0	2+2=4	0+2=2	4+2=6	0+2=2
LA-MONROE	0+0=0	0+0=0	DNP	1+1=1	DNP	0+0=0	0+0=0	DNP
GEORGIA	1+0=1	0+0=0	DNP	1+2=3	0+1=1	2+0=2	3+0=3	2+2=4
at Alabama	0+0=0	0+0=0	DNP	0+0=0	0+0=0	4+1=5	0+0=0	1+2=3
vs. Penn State	0+1=1	0+0=0	DNP	0+1=1	3+1=4	2+1=3	2+0=2	2+0=2

— LINEBACKERS —

Solo+Ast= Total	#52 M. Brown	#11 Dansby	#29 Graves	#56 Rowell	#57 Sowell	#54 D. Thomas	#31 A. Williams
at So. California	5+5=10	2+2=4	0+0=0	DNP	0+3=3	7+7=14	0+0=0
W. CAROLINA	2+7=9	1+4=5	0+2=2	1+4=5	0+4=4	DNP	4+6=10
VANDERBILT	3+8=11	2+2=4	0+0=0	1+2=3	0+4=4	1+5=6	0+2=2
at Miss. State	2+8=10	2+3=5	1+2=3	2+0=2	0+1=1	0+7=7	DNP
SYRACUSE	5+4=9	3+6=9	0+1=1	1+1=2	0+0=0	0+5=5	DNP
ARKANSAS	2+6=8	3+4=7	0+2=2	0+2=2	0+0=0	3+3=6	DNP
at Florida	3+6=9	7+7=14	0+3=3	0+3=3	0+1=1	4+8=12	0+1=1
LSU	1+4=5	2+6=8	0+2=2	0+0=0	1+0=0	2+7=9	0+0=0
at Ole Miss	3+4=7	2+5=7	0+0=0	0+0=0	1+1=2	3+2=5	0+0=0
LA-MONROE	1+1=2	DNP	2+1=3	0+0=0	0+0=0	0+1=1	0+0=0
GEORGIA	1+4=5	1+1=2	0+1=1	0+0=0	0+0=0	5+4=9	0+0=0
at Alabama	2+4=6	3+2=5	1+0=1	0+0=0	DNP	5+5=10	0+0=0
vs. Penn State	1+5=6	3+3=6	0+0=0	1+0=1	DNP	5+3=8	0+0=0

— DEFENSIVE BACKS —

Solo+Ast= Total	#3 Gilyard	#36 Hood	#5 Robinson	#14 Rogers	#4 Rosegreen	#37 Walker	#6 Willis	#10 Young
at So. California	1+0=1	1+1=2	3+5=8	3+4=7	2+5=7	4+0=4	1+0=1	0+0=0
W. CAROLINA	1+3=4	1+1=2	0+1=1	0+0=0	1+0=1	0+0=0	0+0=0	1+4=5
VANDERBILT	0+1=1	1+0=1	2+3=5	2+4=6	0+5=5	1+1=2	0+0=0	4+2=6
at Miss. State	0+0=0	1+0=1	1+5=6	3+3=6	3+7=10	0+0=0	1+1=2	0+2=2
SYRACUSE	0+0=0	0+1=1	5+6=11	2+0=2	2+6=8	1+0=1	1+4=5	1+0=1
ARKANSAS	1+0=1	1+0=1	1+5=6	4+0=4	2+1=3	1+0=1	2+1=3	1+0=1
at Florida	1+1=2	0+0=0	3+7=10	6+0=6	2+5=7	0+1=1	4+2=6	0+0=0
LSU	0+0=0	2+1=3	4+3=7	0+1=1	0+6=6	0+1=1	1+0=1	0+2=2
at Ole Miss	0+0=0	0+0=0	5+1=6	5+0=5	2+1=3	0+0=0	7+1=8	0+0=0
LA-MONROE	1+4=5	1+1=2	1+6=7	1+2=3	2+1=3	4+1=5	0+0=0	2+1=3
GEORGIA	1+0=1	4+0=4	3+3=6	4+0=4	3+4=7	0+0=0	1+1=2	0+0=0
at Alabama	1+0=1	4+1=5	10+2=12	4+0=4	1+0=1	0+0=0	2+1=3	0+0=0
vs. Penn State	0+0=0	3+1=4	3+6=9	0+0=0	0+2=2	0+0=0	3+1=4	1+0=1

— OTHERS —

Solo+Ast= Total	#94 Eddins	#91 Murphy	#26 Ages	#27 Durham	#35 Herring	#22 G. Williams
at So. California	0+0=0	0+0=0	0+0=0	0+0=0	0+0=0	DNP
W. CAROLINA	0+1=1	1+2=3	0+4=4	2+2=4	0+2=2	0+3=3
VANDERBILT	0+1=1	1+0=1	1+0=1	0+1=1	DNP	DNP
at Miss. State	0+0=0	0+0=0	0+1=1	0+1=1	DNP	DNP
SYRACUSE	0+1=1	0+1=1	0+0=0	0+0=0	DNP	DNP
ARKANSAS	1+1=2	1+0=1	0+0=0	0+0=0	DNP	DNP
at Florida	0+0=0	0+0=0	0+0=0	0+0=0	DNP	DNP
LSU	0+1=1	1+2=3	0+0=0	0+0=0	DNP	DNP
at Ole Miss	0+0=0	0+0=0	1+1=2	0+0=0	DNP	DNP
LA-MONROE	1+3=4	2+1=3	0+1=1	0+1=1	DNP	1+0=1
GEORGIA	1+2=3	0+0=0	0+0=0	1+0=1	DNP	DNP
at Alabama	1+0=1	0+0=0	1+0=1	0+0=0	DNP	DNP
vs. Penn State	0+0=0	0+0=0	0+0=0	0+0=0	DNP	DNP

2002 Auburn Superlatives

2003 Auburn Football

AUBURN TEAM SUPERLATIVES

Points Scored	.56	vs. Western Carolina
Low	.13	vs. Penn State
First Downs	.37	vs. Western Carolina
Low	.12	at Florida
Rushing Plays	.54	vs. Syracuse
Low	.34	at Florida
Net Rushing Yards	.345	vs. Western Carolina
Low	.104	vs. Arkansas
Passes Attempted	.34	vs. Arkansas
Low	.11	vs. LSU
Passes Completed	.21	three times
Low	.7	vs. LSU
Had Intercepted	.2	three times
Low	.0	six times
Net Passing Yards	.293	vs. Louisiana-Monroe
Low	.78	vs. Penn State
Total Offensive Plays	.87	vs. Syracuse
Low	.53	at Florida
Total Net Offense	.621	vs. Western Carolina
Low	.278	vs. Penn State
Fumbles	.3	twice
Low	.1	six times
Fumbles Lost	.2	twice
Low	.0	twice
Penalties	.15	at Florida
Low	.4	vs. Louisiana-Monroe
Penalty Yards	.86	vs. Vanderbilt
Low	.30	at So. California

AUBURN INDIVIDUAL SUPERLATIVES

Rushing Attempts	.40	Carnell Williams vs. Syracuse
Net Rushing Yards	.224	Ronnie Brown at Ole Miss
Rushing TDs	.3	Ronnie Brown at Ole Miss
Pass Attempts	.23	Daniel Cobb vs. Arkansas
Pass Completions	.13	Daniel Cobb vs. ULM, Arkansas
Had Intercepted	.2	Jason Campbell vs. Georgia
	.2	Daniel Cobb vs. Arkansas
Net Passing Yards	.225	Daniel Cobb vs. Arkansas
Passing TDs	.3	Daniel Cobb at Miss. State
Receptions	.6	Marcel Willis vs. Vanderbilt
Receiving Yards	.113	Marcel Willis vs. Syracuse
TD Receptions	.2	Robert Johnson vs. Alabama
Punts	.8	Damon Duval vs. Georgia
	.8	Damon Duval at Miss. State
Punt Average	.54.0	Damon Duval vs. Western Carolina
Punts Inside 20	.3	Damon Duval vs. Syracuse
Punt Returns	.7	Roderick Hood vs. W. Carolina
Punt Return Yards	.97	Roderick Hood vs. W. Carolina
Kickoff Returns	.4	Roderick Hood vs. Georgia
	.4	Tre Smith at Florida
Kickoff Return Yards	.92	Roderick Hood vs. Georgia
FG Attempts	.3	Philip Yost vs. LSU
FG Made	.1	seven times
Interceptions	.2	twice
Interception Yards	.64	Travaris Robinson vs. LSU

AUBURN INDIVIDUAL LONG PLAYS

Rushing	.65	Carnell Williams vs. Vanderbilt [TD]
Passing	.75	Daniel Cobb/Marcel Willis vs. Syracuse
Field Goal	.40	Damon Duval at Alabama
Punt	.69	Damon Duval at So. California
Punt Return	.45	Roderick Hood vs. La-Monroe
Kickoff Return	.34	Roderick Hood vs. Vanderbilt
Interception Return	.64	Travaris Robinson vs. LSU

OPPONENT TEAM SUPERLATIVES

Points Scored	.38	Arkansas
Low	.0	Western Carolina
First Downs	.25	Florida
Low	.14	W. Carolina, LSU
Rushing Plays	.45	Arkansas
Low	.25	Western Carolina
Net Rushing Yards	.426	Arkansas
Low	.74	Ole Miss
Passes Attempted	.46	Ole Miss
Low	.15	Arkansas
Passes Completed	.30	Florida
Low	.7	Arkansas
Had Intercepted	.4	LSU
Low	.0	La-Monroe, Florida
Net Passing Yards	.302	So. California
Low	.66	Arkansas
Total Offensive Plays	.81	Florida
Low	.60	Arkansas
Total Net Offense	.492	Arkansas
Low	.242	LSU
Fumbles	.4	Four times
Low	.0	Arkansas, LSU
Fumbles Lost	.4	Miss. State
Low	.0	Seven times
Penalties	.13	Florida
Low	.6	LSU
Penalty Yards	.92	So. California
Low	.52	La-Monroe, LSU

OPPONENT INDIVIDUAL SUPERLATIVES

Rushing Attempts	.21	Fred Talley (Arkansas)
Net Rushing Yards	.241	Fred Talley (Arkansas)
Rushing TDs	.2	Matt Pierce (Arkansas)
	.2	Walter Reyes (Syracuse)
	.2	Dontae Walker (Miss. State)
Pass Attempts	.46	Eli Manning (Ole Miss)
Pass Completions	.27	Rex Grossman (Florida)
Had Intercepted	.4	Marcus Randall (LSU)
Net Passing Yards	.302	Carson Palmer (So. California)
Passing TDs	.3	Eli Manning (Ole Miss)
Receptions	.13	Michael Gibson (Georgia)
Receiving Yards	.141	Michael Gibson (Georgia)
TD Receptions	.3	Chris Collins (Ole Miss)
Punts	.10	Stanton Horne (W. Carolina)
Punt Average	.48.0	Jared Cook (Miss. State)
Punts Inside 20	.2	Three times
Punt Returns	.4	Sean Jones (Georgia)
Punt Return Yards	.90	Jamel Riddle (Syracuse)
Kickoff Returns	.4	T. Alford (W. Carolina)
Kickoff Return Yards	.84	Kwane Doster (Vanderbilt)
FG Attempts	.4	Robbie Gould (Penn State)
	.4	Matt Leach (Florida)
FG Made	.3	Robbie Gould (Penn State)
	.3	Matt Leach (Florida)
Interceptions	.1	eight times
Interception Yards	.58	Sean Jones (Georgia)

OPPONENT INDIVIDUAL LONG PLAYS

Rushing	.80	Fred Talley (Arkansas) [TD]
Passing	.41	Brodie Croyle/Dre Fulgham
	.41	David Greene/Fred Gibson (Georgia)
	.41	Eli Manning/Chris Collins (Ole Miss) [TD]
Field Goal	.48	Matt Leach (Florida)
Punt	.66	Jonathan Kilgo (Georgia)
Punt Return	.85	Jamel Riddle (Syracuse) [TD]
Kickoff Return	.41	Damien Rhodes (Syracuse)
Interception Return	.58	Sean Jones (Georgia)

Noting the 2002 Tigers

2003 Auburn Football

RECENT SUCCESS AGAINST THE TOP 10

Auburn head coach Tommy Tuberville has guided Auburn to a 4-1 record against Top 10 teams in the last two years. The Tigers were 3-1 against Top 10 teams in 2002 and were 1-0 in 2001 after beating then No. 1 Florida, 23-20, in Auburn on Oct. 13. In 14 meetings against Top 10 programs from 1994-2000, Auburn was 3-13.

ON THE GROUND

Auburn has run for 100 or more yards in 31 of its last 35 games (not including bowl games) dating back to the start of the 2000 season. In the previous 35 games prior to the 2000 season, the Tigers ran for 100+ yards 11 times.

The Tigers' run of 22 consecutive games with a rushing touchdown was halted in the Nov. 23 win over Alabama. The 22 straight games with a rushing TD was the longest since 1987 when they scored on the ground in 28 straight contests from 1984-87.

The Tigers 203.7 rushing yards per game was their highest average since 1994 (205.7).

RUSHING FOR OVER 2,000 YARDS

Auburn rushed for 2,648 yards during 2002, becoming the first Tiger squad since 1986 to gain 2,500 yards on the ground. Since 1950, Auburn has rushed for over 2,000 yards 25 times, including 13 straight years from 1974-86.

PICK A LITTLE, PICK A LOT

Auburn's defense totaled 21 interceptions during the season, which was the most interceptions by a Tiger defense since 1996 when the team had 22 picks. The 21 interceptions tied for the ninth highest mark in the Auburn single-season records.

PAIR SURPASS 1,000-YARD MARK, AGAIN

Auburn quarterbacks Jason Campbell and Daniel Cobb both threw for over 1,000 yards for the second consecutive season. In 2002, Campbell connected on 94-of-149 passes for 1,215 yards, while Cobb threw for 1,175 yards on 80-of-150 passing. In 2001, Campbell completed 89-of-142 passes for 1,117 yards while Cobb was 89-of-158 for 1,165 yards. The first time that Auburn had two 1,000-yard passers in the same season was in 1999 when Jeff Klein threw for 1,038 yards and Ben Leard passed for 1,423.

100-YARD TRIO

Running backs Ronnie Brown, Tre Smith and Carnell Williams combined for eight 100-yard games during the season, including five 150-yard games and two 200-yard rushing efforts. Brown had four 100-yard games while Williams had three 100-yard rushing games and Smith had one. The last time Auburn had three different running backs tally 100-yard rushing games in the same season was in 1989 when Stacy Danley, James Joseph and Darrell "Lectron" Williams accomplished the feat.

THE DOUBLE-DOUBLE

Auburn's running back combination of Carnell Williams and Ronnie Brown rushed for 10 and 13 touchdowns each on the season, marking the third time in school history and the first time since 1986, that the Tigers have had two running backs rush for

10 or more touchdowns in a season. In 1986, Reggie Ware had 11 touchdowns on the ground, while Brent Fullwood tallied 10. The only other time the feat was accomplished was in 1979 when Joe Cribbs had 14 rushing scores and James Brooks added 10.

THE 700 CLUB

Running backs Carnell Williams and Ronnie Brown each tallied over 700 rushing yards on the season--Brown with 1,008 yards and Williams with 745 yards--to become the first Auburn tandem since Bo Jackson and Lionel James in 1983 to each rush for over 700 yards in a season. Jackson had 1,213 yards while James ran for 728 yards during the Tigers' 1983 SEC Championship season.

BROWN ECLIPSES 1,000

With 184 yards against Penn State, Ronnie Brown eclipsed the 1,000-yard single-season mark, finishing with 1,008 yards. The sophomore running back became just the 14th player in school history to rush for over 1,000 yards in a season. He was the second back in three years to reach the mark, joining Rudi Johnson who rushed for 1,567 yards in 2000.

Brown also scored 13 rushing touchdowns during the season which tied for fifth on the Auburn single-season chart.

POINTS OFF TURNOVERS

Auburn scored 105 of its 388 points off turnovers, averaging 8.1 points per game. In the Tigers' five SEC wins, they scored 74 points off turnovers, averaging 14.8 points per conference victory. Dating back to 1995, the Tigers' most productive season of scoring courtesy of opponent's turnovers was in 1996, when they tallied 110 points (10.0 ppg). Under Tommy Tuberville, Auburn has successfully increased its production off turnovers, scoring 27 points (2.5 ppg) in 1999, 63 points (5.3 ppg) in 2000, and 75 points (6.8 ppg) in 2001.

CAMPBELL LEADS TIGERS

Since becoming the starter at quarterback during the season, sophomore QB Jason Campbell led Auburn to a 5-1 mark, including wins over 10th-ranked LSU (31-7), Ole Miss (31-24), ninth-ranked Alabama (17-7) and 10th-ranked Penn State (13-9).

Under Campbell's direction, Auburn is 10-4 in games that he has started and in 23 career games, the Taylorsville, Miss., native has completed .629 (183-of-291) of his passes, which is first in school history. Former Tiger Jeff Burger is second with a .615 (331-of-538) completion percentage.

WHEN SCORING 20+ POINTS

Under Tommy Tuberville, Auburn is 26-3 when scoring 20 or more points in a game, including a 26-2 mark in the regular season. Dating back to 1995, Auburn is 48-10 when scoring 20 or more points in a game.

30+ POINTS EQUALS VICTORY

Under Tommy Tuberville, Auburn is 17-0 when scoring 30 or more points in a game, including a 7-0 mark in 2002. Auburn has won 23 consecutive games when scoring 30 or more points in a game. The last time the Tigers lost when registering at least 30 points was a 56-49, four overtime loss to Georgia in 1996. In the last 20 years, Auburn is 92-2 when scoring 30 points.

2002 Player Honors and Awards

2003 Auburn Football

DANTE BOOKER

- Coaches' Defensive Player of the Week (W. Carolina)

MARK BROWN

- Coaches' Defensive Player of the Week (ULM)
- Coaches' Second-Team All-SEC

RONNIE BROWN

- SEC Offensive Player of the Week (Nov. 4)
- Coaches' Offensive Player of the Week (Ole Miss)
- Coaches' Second-Team All-SEC
- *Associated Press* Second-Team All-SEC
- Most Valuable Player, Capital One Bowl

JASON CAMPBELL

- Coaches' Offensive Player of the Week (Alabama)

KARLOS DANSBY

- 15th best LB in nation by Lindy's
- Coaches' Defensive Player of the Week (Vanderbilt, LSU)
- SEC Defensive Player of the Week (Oct. 28)
- Coaches' First-Team All-SEC
- *Associated Press* First-Team All-SEC

LORENZO DIAMOND

- 12th best TE in nation, *The Sporting News*
- FWAA All-America Watch List

DAMON DUVAL

- Preseason All-America, *Playboy Magazine*
- Preseason Second-Team All-America, *The Sporting News*
- Preseason First-Team All-SEC (Kicker)
- Preseason Second-Team All-SEC (Punter)
- Lou Groza Award Watch List
- Ray Guy Award Watch List
- FWAA All-America Watch List (Kicker & Punter)
- Coaches' Special Teams Player of the Week (MSU, LSU)
- Second-Team Verizon Academic All-District IV
- *Associated Press* Second-Team All-SEC

DERRICK GRAVES

- Coaches' Special Teams Player of the Week (La-Monroe)

RODERICK HOOD

- Coaches' Special Teams Player of the Week (Alabama)

T.J. JACKSON

- Fourth-Team Freshman All-America, *The Sporting News*

BRANDON JOHNSON

- Ranked one of top 15 FB in nation, *The Sporting News*

ROBERT JOHNSON

- Ranked one of top 25 TE's in nation, *The Sporting News*
- Coaches' Offensive Player of the Week (La-Monroe)

DANNY LINDSEY

- Coaches' Offensive Player of the Week (Western Carolina)

DeMARCO McNEIL

- Preseason Second Team All-America, *Lindy's*
- Third best DT in nation, *Lindy's*
- 11th best DT in nation, *The Sporting News*
- Preseason Second-Team All-SEC



Mark Brown

MARCUS McNEILL

- All-SEC Freshman Team, *The Sporting News*
- Coaches' SEC All-Freshman Team

BEN NOWLAND

- Ranked one of top 12 centers in nation, *The Sporting News*
- Rimington Trophy Watch List
- FWAA All-America Watch List
- Coaches' First-Team All-SEC
- *Associated Press* First-Team All-SEC

TRAVARIS ROBINSON

- Coaches' Defensive Player of the Week (Ole Miss/Alabama)
- SEC Defensive Player of the Week (Nov. 25)
- Coaches' First-Team All-SEC
- *Associated Press* First-Team All-SEC

CARLOS ROGERS

- Coaches' Defensive Teams Player of the Week (Syracuse)

TRE SMITH

- Coaches' Offensive Player of the Week (Alabama)

MAYO SOWELL

- Coaches' Special Teams Player of the Week (WCU)

DONTARRIOUS THOMAS

- Preseason Second Team All-America, *The Sporting News*
- Ranked one of top three outside LB's in nation by *Lindy's*
- Butkus Award Watch List
- Rotary Lombardi Award Watch List
- FWAA All-America Watch List
- Second-Team Verizon Academic All-District IV
- Defensive MVP, Capital One Bowl

REGGIE TORBOR

- SEC Defensive Player of the Week (Sept. 23)
- Coaches' Defensive Player of the Week (Miss. State)

CARNELL WILLIAMS

- Ranked one of top 10 RB's in nation, *The Sporting News*
- Ranked one of top 10 RB's in nation, *Lindy's*
- Preseason Doak Walker Candidate
- FWAA All-America Watch List
- Preseason Second-Team All-SEC
- Coaches' Offensive Player of the Week (Vandy/Syracuse)
- SEC Offensive Player of the Week (Sept. 16)
- SEC Offensive Player of the Week (Sept. 30)
- All-SEC Honorable Mention

COOPER WALLACE

- Second-Team Freshman All-America, *The Sporting News*
- All-SEC Freshman Team, *The Sporting News*
- Coaches' SEC All-Freshman Team

MARCEL WILLIS

- Coaches' Offensive Player of the Week (Miss. State)

DONNAY YOUNG


- Coaches' Special Teams Player of the Week (Ole Miss)

PHILIP YOST

- Coaches' Special Teams Player of the Week (Syracuse)

The SEC

SEC Football	156
2002 SEC Standings	157
2002 Ind. Leaders	158-160
2002 Ind. Superlatives	161
2002 Team Leaders	162-163
2002 All-SEC Teams	164
SEC Champions	165
Schedule Format/BCS	166



The Southeastern Conference

2003 Auburn Football

The Southeastern Conference

Ask most any sports fan in the Southeastern United States what is on the schedule for Saturdays in the fall, and they would likely tell you it revolves around Southeastern Conference football.

It may be attending a game at one of the SEC's 12 football stadiums. It could be watching an SEC game on television or listening to a game on the radio while doing errands or chores.

Whatever it is, football in the Southeastern Conference takes almost reverential meaning in the fall months. When the leaves change colors and the temperatures start to call, you know it's time to harness the super-charged, high-intensity feelings that are the trademark of SEC Football.

From September to November, SEC stadiums are filled to capacity, fans as vocal as airplane engines and dressed in the attire of their favorite schools. It is this passion that could only be SEC Football.

It's this type of excitement, color, pageantry and fervor that make SEC Football the toughest ticket in the South. And, it's the tradition of excellence throughout its recently-concluded 70th year that make the Southeastern Conference the nation's top collegiate football league.

The SEC began play in 1933 with 13 teams, 10 of which continue to play today in the league. Only Georgia Tech, Tulane and Sewanee have dropped from the SEC since then and two schools - South Carolina and Arkansas - were added before the 1992 season.

It's this consistency that has made the Southeastern Conference a leader in college football.

SEC rivalries are some of the most revered in the country. Auburn and Georgia have met on the gridiron 107 times. Ole Miss and Mississippi State have battled 100 times. Kentucky and Tennessee have played 99 times and Tennessee and Vanderbilt have met 97 times. Rivalries like Alabama-Auburn, Georgia-Florida and Alabama-Tennessee are considered the fiercest in college football.

For the 22nd straight season, the SEC has recorded the largest total attendance figure of any conference in the nation, with over six million fans attending games in the conference in 2002. Last season, seven SEC schools were in the Top 11 in total attendance in college football.

The SEC has maintained its place as one of the top conferences in college football by its vision and leadership. The SEC was the first to have a conference championship game, the first to have its own national television package and the first to have seven postseason bowl tie-ins.

The SEC celebrated its 11th anniversary of the conference Football Championship Game in 2002. The game has been marked with sellout crowds, exciting games, record-setting performances and heart-pounding finishes.

Winning - on and off the field of play - is another SEC trademark. Since 1951, SEC teams have won 14 national championships, including three since the inception of the league's championship game - Alabama in 1992, Florida in 1996 and Tennessee in 1998. The 12 schools currently in the SEC have appeared in 324 postseason bowl games - the most of any conference in the country. The SEC has posted a winning non-conference record every year since 1933 with the exception of one season.

In 2001, the Southeastern Conference became the first conference to place nine teams in postseason bowl games and have put at least eight teams in postseason bowl games in four of the last five seasons.

Off the field, the SEC had three of six student-athletes from NCAA Division I-A who were named National Football Foundation Scholar-Athletes in 2002 - LSU linebacker Bradie James, Georgia offensive tackle Jon Stinchcomb and Vanderbilt linebacker Hunter Hillenmeyer.

The SEC also had four student-athletes make the Verizon Academic All-America Football Team - LSU offensive lineman Rodney Reed, Stinchcomb and Hillenmeyer made the first team and Alabama defensive lineman Kenny King earned second-team honors.

The NCAA Postgraduate Scholarship, given to student-athletes who maintain a cumulative 3.0 grade point average during their collegiate careers and perform with distinction in varsity football, has been awarded to 63 former SEC gridiron standouts.

What makes Southeastern Conference Football so great ... the fans who pack SEC stadiums in record numbers, its number of games on national television, the standard of excellence both on the field and in the classroom and the tradition of excellence. That's why SEC football is SECond to None!

SEC Championship Game

The SEC's Eastern and Western Division winners will meet in Atlanta's Georgia Dome to battle for the league championship and the right to represent the conference in the Bowl Championship Series. The 12th-annual title game is set for December 6 and will be nationally televised by CBS Sports.

The game is a result of conference expansion, which saw Arkansas and South Carolina become the first members added in SEC history. Under NCAA regulations, a conference with 12 members may play a 12th football game to determine its champion, provided the regular season is played in divisions.

The participants of the game are determined each year during the eight-game regular-season conference schedule as the teams with the best overall SEC winning percentage in each division.

The 2001 SEC Championship Game drew a 7.9 rating, making it the most-watched regular season football game of the 2001 season. The 1994 SEC Championship Game earned a 10.5 rating and a 26 share, the highest rated SEC Championship Game in history.

The SEC Championship Game has also drawn capacity crowds in its short history. More than 753,000 fans have witnessed first-hand the pageantry of SEC Football at the nine previous Championship Games.

Championship Game Quick Facts

Date: Saturday, December 6
Site: Georgia Dome; Atlanta, Ga.
Capacity: 71,500
Time: TBA
Television: CBS Sports

Georgia Dome Contract: Through 2009 game
Highest TV Rating: 10.5 (30 million viewers) - 1994
Largest Crowd: 83,091 (Alabama vs. Florida, Legion Field) - 1992

Top Passer: Danny Wuerffel, Florida
(20-35-2, 401 yds, 6 TDs) - 1996

Top Rusher: Earnest Graham, Florida
(19 for 169 yards) - 2000

Previous Scores/Most Valuable Players:

1992 - Alabama 28, Florida 21 [at Birmingham, Ala.]
(83,091) - DB Antonio Langham (Alabama)
1993 - Florida 28, Alabama 13 [at Birmingham, Ala.]
(76,345) - QB Terry Dean (Florida)
1994 - Florida 24, Alabama 23 [at Atlanta, Ga.]
(74,751) - DT Ellis Johnson (Florida)
1995 - Florida 34, Arkansas 3 [at Atlanta, Ga.]
(71,325) - QB Danny Wuerffel (Florida)
1996 - Florida 45, Alabama 30 [at Atlanta, Ga.]
(74,132) - QB Danny Wuerffel (Florida)
1997 - Tennessee 30, Auburn 29 [at Atlanta, Ga.]
(74,896) - QB Peyton Manning (Tennessee)
1998 - Tennessee 24, Miss. State 14 [at Atlanta, Ga.]
(74,795) - WR Peerless Price (Tennessee)
1999 - Alabama 34, Florida 7 [at Atlanta, Ga.]
(71,500) - WR Freddie Milons (Alabama)
2000 - Florida 28, Auburn 6 [at Atlanta, Ga.]
(73,427) - QB Rex Grossman (Florida)
2001 - LSU 31, Tennessee 20 [at Atlanta, Ga.]
(74,843) - QB Matt Mauck (LSU)
2002 - Georgia 30, Arkansas 3 [at Atlanta, Ga.]
(74,835) - QB David Greene (Georgia)

2002 SEC Standings/Notes

2003 Auburn Football

Eastern Division

Team	SEC	Pct.	PF	PA	Overall	Pct.	PF	PA	Home	Away	Neu.	East
#Georgia	7-1	.875	226	144	13-1	.929	450	212	7-0	4-0	2-1	4-1
Florida	6-2	.750	191	160	8-5	.615	336	279	5-2	2-2	1-1	5-0
Tennessee	5-3	.625	182	147	8-5	.615	296	227	4-3	3-1	1-1	3-2
South Carolina	3-5	.375	108	156	5-7	.417	225	262	3-3	2-4	0-0	2-3
Vanderbilt	0-8	.000	121	260	2-10	.167	221	368	2-5	0-5	0-0	0-5
Kentucky	3-5	.375	215	228	7-5	.583	385	301	4-3	3-2	0-0	1-4

Eastern Division Champion/Southeastern Conference Champion

Western Division

Team	SEC	Pct.	PF	PA	Overall	Pct.	PF	PA	Home	Away	Neu.	West
**Arkansas	5-3	.625	223	184	9-5	.643	370	277	6-2	3-1	0-2	4-1
*Auburn	5-3	.625	213	150	9-4	.692	388	231	5-2	3-2	1-0	4-1
*LSU	5-3	.625	179	160	8-5	.615	323	238	6-1	2-3	0-1	2-3
Ole Miss	3-5	.375	175	230	7-6	.538	351	331	6-1	0-5	1-0	1-4
Mississippi State	0-8	.000	123	265	3-9	.250	227	339	2-4	1-5	0-0	0-5
Alabama	6-2	.650	227	99	10-3	.769	377	200	5-2	5-1	0-0	4-1

** Western Division SEC Championship Game Representative/* Western Division Co-Champions

2002-03 Bowl Results

Mainstay Independence Bowl

Ole Miss 27, Nebraska 23
Shreveport, La. (46,096)

Gaylord Hotels Musci City Bowl

Minnesota 29, Arkansas 14
Nashville, Tenn. (39,183)

Chick-fil-A Peach Bowl

Maryland 30, Tennessee 23
Atlanta, Ga. (68,330)

Outback Bowl

Michigan 38, Florida 30
Tampa, Fla. (65,101)

SBC Cotton Bowl

Texas 35, LSU 20
Dallas, Texas (70,817)

Capital One Bowl

Auburn 13, Penn State 9
Orlando, Fla. (66,334)

Nokia Sugar Bowl

Georgia 26, Florida State 13
New Orleans, La. (74,269)



Notes:

- Nine of the SEC's 12 teams were ranked for at least one week in either the Associated Press or the USA Today/ESPN weekly rankings in 2002. Two SEC teams - Florida and Georgia - were ranked each week of the season. Seven other teams - Alabama, Arkansas, Auburn, LSU, Ole Miss, South Carolina and Tennessee - were ranked for at least one week in 2002.

- SEC vs. SEC games are among the most competitive in the nation. In 2002, 49 SEC vs. SEC games had an average scoring margin of 15.54 points per contest. 20.4 percent of the SEC's 49 games (10-of-49) were decided by five-points-or-less and 40.8 percent (20-of-49) were decided by 10 points or less. Only 18 SEC games have been decided by more than 21 points.

- From 1997-2002, the Southeastern Conference sent 46 teams to post-season bowl games, the most of any conference in the nation. During that time, the SEC is 25-21 in bowl games. Eleven of the SEC's 12 teams have been to post-season bowls in the last five seasons.

- As the 2002 National Football League season kicked off, the SEC had 258 players on rosters, which was tops among college conferences. Six SEC players were selected in the first round of the 2002 NFL Draft. Since 1998, 34 SEC players have been chosen in the first round.

- For the third straight year and the third time in SEC history, nine SEC teams finished the season with winning records in 2002 - Georgia had the league's best mark at 13-1, followed by Alabama (10-3), Auburn (9-4), Arkansas (9-5), Florida, LSU and Tennessee (each at 8-5), Kentucky (7-5) and Ole Miss (7-6).

- For the 22nd straight season, the SEC recorded the largest total attendance figure of any conference in the nation, according to the NCAA. In 2002, a total of 6,085,156 fans attended 83 home games in 2002, an average of 73,315, also tops in the nation. SEC stadiums were filled to an average of 96.7 percent of capacity for each home game in 2002.

2002 SEC Individual Leaders

2003 Auburn Football

RUSHING	Team	Cl	G	Att	Yds	Avg	TD	Yds/G
Artose Pinner (13)	UK	SR	12	283	1414	5.0	13	117.8
Musa Smith (32)	UG	JR	13	260	1324	5.1	8	101.8
Ronnie Brown (60)	AU	SO	12	175	1008	5.8	13	84.0
Earnest Graham (61)	UF	SR	13	240	1085	4.5	11	83.5
Fred Talley (67)	AR	SR	14	197	1119	5.7	2	79.9
Kwane Doster (72)	VU	FR	11	160	798	5.0	3	72.5
Domanick Davis (75)	LS	SR	13	193	931	4.8	7	71.6
Shaud Williams (76)	UA	JR	13	130	921	7.1	5	70.8
Cedric Houston (89)	UT	SO	12	153	779	5.1	6	64.9
Santonio Beard (96)	UA	JR	13	165	811	4.9	12	62.4

PASSING AVG/GAME	Team	Cl	G	Att	Cmp	Int	Pct.	Yds	TD	Avg/G
Rex Grossman	UF	JR	13	503	287	17	57.1	3402	22	261.7
Eli Manning	UM	JR	13	481	279	15	58.0	3401	21	261.6
David Greene	UG	SO	14	379	218	8	57.5	2924	22	208.9
Casey Clausen	UT	JR	11	310	194	7	62.6	2297	11	208.8
Kevin Fant	MS	JR	10	311	163	12	52.4	1918	10	191.8
Jared Lorenzen	UK	JR	12	327	183	5	56.0	2267	24	188.9
Jay Cutler	VU	FR	11	212	103	9	48.6	1433	10	130.3
Tyler Watts	UA	SR	11	181	112	4	61.9	1414	7	128.5
Matt Jones	AR	SO	14	234	122	8	52.1	1592	16	113.7
Corey Jenkins	SC	SR	12	180	100	10	55.6	1334	7	111.2

TOTAL OFFENSE	Team	Cl	G	Rush	Pass	Plays	Total	Yds/G
Rex Grossman (19)	UF	JR	13	-65	3402	561	3337	256.7
Eli Manning (23)	UM	JR	13	-120	3401	520	3281	252.4
Casey Clausen (50)	UT	JR	11	-7	2297	371	2290	208.2
David Greene (54)	UG	SO	14	-52	2924	444	2872	205.1
Kevin Fant (80)	MS	JR	10	-69	1918	372	1849	184.9
Jared Lorenzen (64)	UK	JR	12	-51	2267	387	2216	184.7
Jay Cutler (81)	VU	FR	11	393	1433	335	1826	166.0
Corey Jenkins (82)	SC	SR	12	656	1334	340	1990	165.8
Tyler Watts (88)	UA	SR	11	356	1414	311	1770	160.9
Matt Jones (92)	AR	SO	14	614	1592	363	2206	157.6

RECEPTIONS/GAME	Team	Cl	G	Rec	Yds	TD	Avg/C	Rec/G
Taylor Jacobs (16)	UF	SR	11	71	1088	8	15.3	6.45
Carlos Perez (38)	UF	JR	11	58	591	4	10.2	5.27
T. Edwards (T63)	UG	SR	13	59	1004	11	17.0	4.54
Michael Clayton (T73)	LS	SO	13	57	749	5	13.1	4.38
Chris Collins (T81)	UM	JR	13	55	812	10	14.8	4.23
Bill Flowers (T93)	UM	SO	13	53	588	3	11.1	4.08
Dan Stricker	VU	SR	12	44	620	6	14.1	3.67
Fred Gibson	UG	SO	12	43	758	4	17.6	3.58
George Wilson	AR	JR	14	49	626	7	12.8	3.50
Aaron Boone	UK	SR	12	41	706	10	17.2	3.42

RECEIVE YDS/GAME	Team	Cl	G	Rec	Yds	TD	Avg/C	Yds/G
Taylor Jacobs (14)	UF	SR	11	71	1088	8	15.3	98.9
T. Edwards (42)	UG	SR	13	59	1004	11	17.0	77.2
Fred Gibson (65)	UG	SO	12	43	758	4	17.6	63.2
Chris Collins (67)	UM	JR	13	55	812	10	14.8	62.5
Aaron Boone (82)	UK	SR	12	41	706	10	17.2	58.8
Michael Clayton (T86)	LS	SO	13	57	749	5	13.1	57.6
Terrell Grindle	MS	SR	11	34	608	3	17.9	55.3
Carlos Perez	UF	JR	11	58	591	4	10.2	53.7
Dan Stricker	VU	SR	12	44	620	6	14.1	51.7
Derek Abney	UK	JR	12	40	569	4	14.2	47.4

ALL PURPOSE	Team	Cl	G	Rush	Rcv	PR	KR	Yds	Avg/G
Domanick Davis (6)	LS	SR	13	931	130	499	560	2120	163.1
Derek Abney (10)	UK	JR	12	5	569	544	804	1922	160.2
Artose Pinner (26)	UK	SR	12	1414	264	0	0	1678	139.8
Kwane Doster (30)	VU	FR	11	798	109	0	616	1523	138.5
Shaud Williams (41)	UA	JR	13	921	228	346	91	1586	122.0
Musa Smith (72)	UG	JR	13	1324	107	0	0	1431	110.1
Taylor Jacobs (96)	UF	SR	11	43	1088	0	0	1131	102.8
Fred Gibson	UG	SO	12	-6	758	0	460	1212	101.0
Ronnie Brown	AU	SO	12	1008	166	0	15	1189	99.1
T. Edwards	UG	SR	13	0	1004	40	202	1246	95.8



Ronnie Brown



2002 SEC Individual Leaders

2003 Auburn Football

INTERCEPTIONS

	Team	Cl	G	Int	Yds	TD	Int/G
Corey Webster (T13)	LS	JR	12	7	75	1	0.58
Von Hutchins (T15)	UM	JR	12	6	28	0	0.50
Rashad Baker (T24)	UT	JR	11	5	0	0	0.45
Dem. Hoofkin (T35)	LS	SR	13	5	104	1	0.38
Matt Grier (T35)	UM	SR	13	5	55	1	0.38
Dunta Robinson (T54)	SC	JR	12	4	63	0	0.33
Charlie Peprah (T71)	UA	FR	13	4	90	1	0.31
T. Robinson (T71)	AU	SR	13	4	64	0	0.31

PASS EFFICIENCY

	Team	Cl	G	Att	Cmp	Int	Pct.	Yds	TD	Eff.
David Greene (18)	UG	SO	14	379	218	8	57.5	2924	22	137.3
Tyler Watts (22)	UA	SR	11	181	112	4	61.9	1414	7	135.8
Jared Lorenzen (23)	UK	JR	12	327	183	5	56.0	2267	24	135.4
Casey Clausen (29)	UT	JR	11	310	194	7	62.6	2297	11	132.0
Eli Manning (47)	UM	JR	13	481	279	15	58.0	3401	21	125.6
Matt Jones (49)	AR	SO	14	234	122	8	52.1	1592	16	125.0
Rex Grossman (60)	UF	JR	13	503	287	17	57.1	3402	22	121.5
Corey Jenkins (68)	SC	SR	12	180	100	10	55.6	1334	7	119.5
Jay Cutler (87)	VU	FR	11	212	103	9	48.6	1433	10	112.4
Marcus Randall (90)	LS	SO	11	181	87	5	48.1	1173	7	109.7

PUNT RETURN AVG

	Team	Cl	G	Ret	Yds	TD	Avg
Derek Abney (11)	UK	JR	12	36	544	4	15.1
Domanick Davis (22)	LS	SR	13	36	499	1	13.9
D. Birmingham (31)	AR	SO	14	28	342	0	12.2
Jason Armstead (35)	UM	SR	12	32	383	1	12.0
Roderick Hood (39)	AU	SR	13	36	417	0	11.6
Rashad Baker	UT	JR	11	12	129	0	10.8
Keiwan Ratliff (50)	UF	JR	13	32	341	0	10.7
Korey Banks (T57)	MS	SR	12	20	200	0	10.0
Mark Jones (67)	UT	JR	13	26	240	0	9.2
Shaud Williams (74)	UA	JR	13	40	346	0	8.6

KICK RETURN AVG

	Team	Cl	G	Ret	Yds	TD	Avg
Derek Abney (T10)	UK	JR	12	30	804	2	26.8
Kwane Doster (17)	VU	FR	11	24	616	0	25.7
Fred Reid (22)	MS	SO	12	18	441	0	24.5
Fred Gibson (24)	UG	SO	12	19	460	1	24.2
Corey Larkins (34)	UT	SO	13	26	611	0	23.5
Domanick Davis (35)	LS	SR	13	24	560	0	23.3
D. Birmingham (39)	AR	SO	14	28	638	0	22.8
Ran Carthon (47)	UF	JR	13	17	380	0	22.4
Ryan Brewer	SC	SR	11	11	243	0	22.1
Jason Armstead	UM	SR	12	19	354	0	18.6

PUNTING

	Team	Cl	G	Punts	Yds	Avg
Glenn Pakulak (3)	UK	SR	12	66	3008	45.6
Donnie Jones (5)	LS	JR	12	64	2813	44.0
Greg Johnson (6)	VU	FR	12	66	2891	43.8
Dustin Colquitt (8)	UT	SO	13	65	2833	43.6
Damon Duval (10)	AU	SR	13	54	2344	43.4
Tyler Dean (21)	SC	SR	11	45	1909	42.4
Cody Ridgeway (22)	UM	SO	13	67	2840	42.4
Jonathan Kilgo (23)	UG	SR	14	64	2708	42.3
Jared Cook (26)	MS	SO	10	48	2024	42.2
Lane Bearden (36)	UA	SR	12	50	2074	41.5

SCORING

	Team	Cl	G	TD	XPT	FG	Pts	Pts/G
Billy Bennett (13)	UG	JR	14	0	52	26	130	9.3
Artose Pinner (T48)	UK	SR	12	15	0	0	90	7.5
Ronnie Brown (T66)	AU	SO	12	14	0	0	84	7.0
J. Nichols (T79)	UM	SO	13	0	40	15	85	6.5
John Corbello (T79)	LS	SR	13	0	34	17	85	6.5
Alex Walls	UT	SR	10	0	20	12	56	5.6
Santonio Beard	UA	JR	13	12	0	0	72	5.5
Brent Smith	MS	JR	12	0	16	16	64	5.3
Taylor Begley	UK	FR	11	0	31	9	58	5.3
T. Edwards	UG	SR	13	11	0	0	66	5.1



Travaris Robinson



Roderick Hood



Damon Duval

2002 SEC Leaders/Superlatives

2003 Auburn Football

FIELD GOALS	Team	Cl	G	FG	FGA	Pct.	FG/G
Billy Bennett (2)	UG	JR	14	26	33	78.8	1.86
Brent Smith (T24)	MS	JR	12	16	20	80.0	1.33
John Corbello (T26)	LS	SR	13	17	24	70.8	1.31
Alex Walls	UT	SR	10	12	17	70.6	1.20
J. Nichols (T42)	UM	SO	13	15	20	75.0	1.15
David Carlton (68)	AR	SO	14	12	16	75.0	0.86
Daniel Weaver (T71)	SC	JR	12	10	16	62.5	0.83
Taylor Begley (T86)	UK	FR	11	9	14	64.3	0.82
Matt Leach (96)	UF	SO	13	9	15	60.0	0.69
Greg Johnson (T97)	VU	FR	12	8	13	61.5	0.67

FIELD GOAL PCT	Team	Cl	G	FG	FGA	Long	Pct.
Brent Smith	MS	JR	12	16	20	53	80.0
Billy Bennett	UG	JR	14	26	33	47	78.8
J. Nichols	UM	SO	13	15	20	50	75.0
David Carlton	AR	SO	14	12	16	47	75.0
John Corbello	LS	SR	13	17	24	49	70.8
Alex Walls	UT	SR	10	12	17	44	70.6
Taylor Begley	UK	FR	11	9	14	49	64.3
Daniel Weaver	SC	JR	12	10	16	38	62.5
Greg Johnson	VU	FR	12	8	13	46	61.5
Matt Leach	UF	SO	13	9	15	48	60.0



Individual Superlatives

POINTS SCORED

30	Santonio Beard (UA) vs Ole Miss (Oct. 19)
24	Artose Pinner (UK) vs MTSU (Sept. 21)
24	Artose Pinner (UK) vs Vanderbilt (Nov. 16)

TOUCHDOWNS

5	Santonio Beard (UA) vs Ole Miss (Oct. 19)
4	Artose Pinner (UK) vs MTSU (Sept. 21)
4	Artose Pinner (UK) vs Vanderbilt (Nov. 16)

TD RESPONSIBILITY

5	Jared Lorenzen (UK) vs UTEP (Sept. 7) [0r,5p]
5	Jay Cutler (Vandy) vs Furman (Sept. 7) [3r,2p]
5	Santonio Beard (UA) vs Ole Miss (10/19) [5r,0p]

POINTS SCORED KICKING

17	Alex Walls (UT) vs Wyoming (Aug. 31) [4fg,5pat]
15	John Corbello (LSU) vs Miami (OH) (Sept. 14) [4fg,3pat]
15	Billy Bennett (UGA) vs GT (Nov. 30) [3fg,6pat]

TOTAL OFFENSE YARDS

413	Eli Manning (UM) at Ark. (Oct. 26) [-1r,414p]
396	Eli Manning (UM) vs Vandy (Sept. 21) [10r,386p]

TOTAL OFFENSE PLAYS

61	Eli Manning (UM) at Arkansas Oct. 26 [5r,56p]
58	Eli Manning (UM) at Texas Tech (9/14) [1r,57p]

RUSHING YARDS

241	Fred Talley (Arkansas) at Auburn (Oct. 12)
224	Ronnie Brown (Auburn) at Ole Miss (Nov. 2)
224	Artose Pinner (UK) vs Vanderbilt (Nov. 16)
202	C. Williams (Auburn) vs Syracuse (Sept. 28)
184	Ronnie Brown (Auburn) vs Penn State (Jan. 1)

RUSHING ATTEMPTS

40	C. Williams (Auburn) vs Syracuse (Sept. 28)
37	Musa Smith (Georgia) vs Ole Miss (Nov. 9)
37	Ronnie Brown (Auburn) vs Penn State (Jan. 1)

YARDS PER RUSH

22.7	Shane Boyd (UK) vs UTEP (Sept. 7) [3-68]
18.0	Shane Boyd (UK) vs Georgia (Oct. 26) [2-36]

RUSHING TDS

5	Santonio Beard (UA) vs Ole Miss (Oct. 19)
4	Artose Pinner (UK) vs Vanderbilt (Nov. 16)

LONGEST RUSH

80	Shaud Williams (UA) at Arkansas (Sept. 28)
80	Fred Talley (Arkansas) at Auburn (Oct. 12)

PASSING YARDS

414	Eli Manning (Ole Miss) at Arkansas (Oct. 26)
386	Eli Manning (Ole Miss) vs Vanderbilt (Sept. 21)
375	Rex Grossman (Florida) vs Kentucky (Sept. 28)
374	Eli Manning (Ole Miss) at Texas Tech (Sept. 14)
346	David Greene (UGA) vs N'western St. (Sept. 21)

PASSING TDS

5	Jared Lorenzen (Kentucky) vs UTEP Sept. 7
4	David Greene (UGA) vs N'western St. (Sept. 21)
4	David Greene (Georgia) at Kentucky (Oct. 26)
4	Jared Lorenzen (Kentucky) vs LSU (Nov. 9)

4 Rex Grossman (UF) vs USC (Nov. 16)

LONGEST PASS

92	Matt Jones (Arkansas) at Tennessee (Oct. 5)
91	Kevin Fant (Miss. State) vs Kentucky (Nov. 2)

PASSES COMPLETED

42	Eli Manning (Ole Miss) at Arkansas (Oct. 26)
38	Rex Grossman (Florida) vs Georgia (Nov. 2)

HAD INTERCEPTED

4	Rex Grossman (Florida) at Ole Miss (Oct. 5)
4	Rex Grossman (Florida) vs LSU (Oct. 12)
4	Marcus Randall (LSU) at Auburn (Oct. 26)

RECEIVING YARDS

246	Taylor Jacobs (Florida) vs UAB (Aug. 31)
201	Dev. Henderson (LSU) at Kentucky (Nov. 9)
197	K. Washington (UT) vs Rutgers (Sept. 28)
183	Taylor Jacobs (Florida) vs Kentucky (Sept. 28)
163	T. Edwards (Georgia) vs Vanderbilt (Oct. 19)

RECEPTIONS

13	Michael Johnson (Georgia) at Auburn (Nov. 16)
12	Taylor Jacobs (Florida) vs Kentucky (Sept. 28)
12	Carlos Perez (Florida) vs Georgia (Nov. 2)

YARDS PER CATCH

54.5	R. Bivines (MSU) vs Jack. St. (9/14) [2-109]
47.0	Mike Espy (Ole Miss) vs Vandy (Sept. 21) [2-94]

RECEIVING TDS

3	T. Edwards (Georgia) at Kentucky (Oct. 26)
3	Chris Collins (Ole Miss) vs Auburn (Nov. 2)
3	Dev. Henderson (LSU) at Kentucky (Nov. 9)
3	Aaron Boone (Kentucky) vs LSU (Nov. 9)

LONGEST RECEPTION

92	Richard Smith (Arkansas) at Tennessee (Oct. 5)
91	Terrell Grindle (MSU) vs Kentucky (Nov. 2)

FIELD GOAL ATTEMPTS

6	B. O'Donohoe (Arkansas) at Tennessee (Oct. 5)
5	John Corbello (LSU) vs USC (Oct. 19)
5	Billy Bennett (Georgia) vs Florida State (Jan. 1)

FIELD GOALS MADE

4	Alex Walls (Tennessee) vs Wyoming (Aug. 31)
4	John Corbello (LSU) vs Miami, Ohio (Sept. 14)
4	Billy Bennett (Georgia) vs Florida State (Jan. 1)

LONGEST FIELD GOAL

53	Brent Smith (MSU) vs Tennessee (Nov. 16)
52	Brent Smith (MSU) at LSU (Sept. 28)

PAT KICKS MADE

7	Damon Duval (AU) vs W. Carolina (Sept. 7)
7	Greg Johnson (Vanderbilt) vs Furman (Sept. 7)
7	J. Nichols (UM) vs Arkansas State (Oct. 12)
7	Billy Bennett (Georgia) at Kentucky (Oct. 26)
7	Damon Duval (Auburn) vs La.-Monroe (Nov. 9)

PUNTS

11	Cody Ridgeway (Ole Miss) vs Florida (Oct. 5)
10	Dustin Colquitt (UT) vs Miami, Fla. (Nov. 9)

YARDS PUNTED

503	Cody Ridgeway (UM) vs UF (Oct. 5) [11-503]
428	Dustin Colquitt (UT) vs Miami, Fla. (11/9)

LONGEST PUNT

86	Donnie Jones (LSU) at Kentucky (Nov. 9)
79	Richie Butler (Ark.) vs ALABAMA (Sept. 28)

PUNTING AVG

53.8	Glenn Pakulak (UK) at Miss. State (Nov. 2)
53.0	Glenn Pakulak (UK) vs UTEP (Sept. 7)

PUNT RETURNS

8	Jason Armstead (UM) vs MEMPHIS (Sept. 7)
7	Roderick Hood (AU) vs W. CAROLINA (Sept. 7)

PUNT RETURN YARDS

157	Jason Armstead (UM) vs MEMPHIS (Sept. 7)
136	Derek Abney (Kentucky) at Miss. State (Nov. 2)

LONGEST PUNT RETURN

86	Derek Abney (Kentucky) at Arkansas (Oct. 19)
78	Domanick Davis (LSU) vs MSU (Sept. 28)

PUNT RETURN TDS

2	Derek Abney (Kentucky) at Miss. State (Nov. 2)
1	seven players

KICK RETURNS

8	Kwane Doster (Vandy) at Ole Miss (Sept. 21)
7	Fred Reid (Miss. State) vs KENTUCKY (Nov. 2)

KICK RETURN YARDS

243	Kwane Doster (Vandy) at Ole Miss (Sept. 21)
197	D. Birmingham (Ark.) vs ALABAMA (Sept. 28)

LONGEST KICK RETURN

100	Derek Abney (Kentucky) at Florida (Sept. 28)
95	Matthew Thomas (USC) at Virginia (Sept. 7)

KICK RETURN TDS

95	Kwane Doster (Vandy) at Ole Miss (Sept. 21)
95	Derek Abney (UK) vs VANDERBILT (Nov. 16)

KICK RETURN YDS

1	five players
3	Darren Williams (MSU) vs TROY STATE (10/12)
3	Corey Webster (LSU) at Florida (Oct. 12)

INTERCEPTIONS

82	Quentus Cumby (UK) vs INDIANA (Sept. 14)
78	Kentrell Curry (UGA) vs N. MEXICO ST. (9/28)

INTERCEPTION RETURN YDS

82	Quentus Cumby (UK) vs INDIANA (Sept. 14)
78	Kentrell Curry (UGA) vs N. MEXICO ST. (9/28)

INTERCEPTION RETURN AVG

31.0	Karlos Dansby (AU) vs LSU (Oct. 26) [2-62]
29.0	Sean Jones (UGA) at Auburn (Nov. 16) [2-58]

LONGEST INTERCEPTION RETURN

82	Quentus Cumby (UK) vs INDIANA (Sept. 14)
78	Kentrell Curry (UGA) vs N. MEXICO ST. (9/28)

TACKLES

14.5	Keyon Whiteside (UT) vs ARK. (Oct. 5) [11-7]
14.0	Mario Haggan (MSU) at LSU Sept. 28 [11-6]

SACKS

3.0	Reggie Torbor (AU) at Miss. State (9/19)
3.0	David Pollack (UGA) vs N. MEX. ST. (9/28)

2002 SEC Team Superlatives

2003 Auburn Football

POINTS

- 77 Kentucky vs UTEP (Sept. 7)
56 Auburn vs Western Carolina (Sept. 7)

POINTS SCORED KICKING

- 17 Tennessee vs Wyoming (Aug. 31) [4fg,5pat]
15 LSU vs Miami (Ohio) (Sept. 14) [4fg,3pat]
15 Georgia vs Georgia Tech (Nov. 30) [3fg,6pat]

TOUCHDOWNS

- 11 Kentucky vs UTEP (Sept. 7)
8 Auburn vs Western Carolina (Sept. 7)

TOTAL OFFENSE YARDS

- 643 Florida vs UAB (Aug. 31) [233r,410p]
621 Auburn vs Western Carolina (Sept. 7)
[345r,276p]

TOTAL OFFENSE PLAYS

- 95 LSU vs Texas (Jan. 1) [49r,46p]
90 Arkansas vs South Florida (Sept. 4) [65r,25p]

TOTAL OFFENSE YARDS/PLAY

- 9.6 Vanderbilt vs Furman (Sept. 7) [58-557]
9.4 Kentucky vs UTEP (Sept. 7) [63-591]

RUSHING YARDS

- 426 Arkansas at Auburn (Oct. 12)
364 Kentucky vs UTEP (Sept. 7)

RUSHING ATTEMPTS

- 66 Arkansas at Tennessee (Oct. 5)
65 Arkansas vs South Florida (Sept. 4)

YARDS PER RUSH

- 9.5 Arkansas at Auburn (Oct. 12) [45-426]
8.3 Kentucky vs UTEP (Sept. 7) [44-364]

RUSHING TDS

- 6 Auburn vs Western Carolina (Sept. 7)
6 Kentucky vs UTEP (Sept. 7)

LONGEST RUSH

- 80 Alabama at Arkansas (Sept. 28)
80 Arkansas at Auburn (Oct. 12)

PASSING YARDS

- 426 Georgia vs Vanderbilt (Oct. 19)
414 Ole Miss at Arkansas (Oct. 26)

PASSING ATTEMPTS

- 57 Ole Miss at Texas Tech (Sept. 14)
56 Ole Miss at Arkansas (Oct. 26)

PASSING TDS

- 6 Georgia at Kentucky (Oct. 26)
5 Kentucky vs UTEP (Sept. 7)
5 Georgia vs Northwestern St. (Sept. 21)

LONGEST PASS

- 92 Arkansas at Tennessee (Oct. 5)
91 Miss. State vs Kentucky (Nov. 2)

PASSES COMPLETED

- 42 Ole Miss at Arkansas (Oct. 26)
36 Florida vs Georgia (Nov. 2)

HAD INTERCEPTED

- 4 Florida at Ole Miss (Oct. 5)
4 Florida vs LSU (Oct. 12)
4 LSU at Auburn (Oct. 26)
4 Miss. State vs Kentucky (Nov. 2)

PASS COMPLETION PCT

- 82.8 Tennessee vs MTSU (Sept. 7) [24-29]
82.4 Georgia vs Vanderbilt (Oct. 19) [28-34]

YARDS PER CATCH

- 31.8 Arkansas vs LSU (Nov. 29) [4-127]
30.0 Tennessee at Miss. State (Nov. 16) [3-90]

FIELD GOAL ATTEMPTS

- 7 Arkansas at Tennessee (Oct. 5)
5 LSU vs South Carolina (Oct. 19)
5 Georgia vs Florida State (Jan. 1)

FIELD GOALS MADE

- 4 Tennessee vs Wyoming (Aug. 31)
4 LSU vs Miami (Ohio) (Sept. 14)
4 Arkansas at Tennessee (Oct. 5)
4 Georgia vs Florida State (Jan. 1)

LONGEST FIELD GOAL

- 53 Miss. State vs Tennessee (Nov. 16)
52 Miss. State at LSU (Sept. 28)

FIELD GOAL PCT (MIN. 4 ATTEMPTS)

- 100.0 Tennessee vs Wyoming (Aug. 31) [4-4]
100.0 LSU vs Miami (Ohio) (Sept. 14) [4-4]

PAT KICKS ATTEMPTED

- 11 Kentucky vs UTEP (Sept. 7)

- 8 Auburn vs Western Carolina (Sept. 7)

PAT KICKS MADE

- 11 Kentucky vs UTEP (Sept. 7)
8 Auburn vs Western Carolina (Sept. 7)

PAT KICKS PCT (MIN. 7 ATTEMPTS)

- 100.0 Kentucky vs UTEP (Sept. 7) [11-11]
100.0 Auburn vs Western Carolina (Sept. 7) [8-8]
100.0 Vanderbilt vs Furman (Sept. 7) [7-7]
100.0 Ole Miss vs Arkansas State (Oct. 12) [7-7]
100.0 Georgia at Kentucky (Oct. 26) [7-7]
100.0 Auburn vs LA-Monroe (Nov. 9) [7-7]

PUNTS

- 11 Ole Miss vs Florida (Oct. 5)
10 Tennessee vs Miami (Nov. 9)

LONGEST PUNT

- 86 LSU at Kentucky (Nov. 9)
79 Arkansas vs Alabama (Sept. 28)

YARDS PUNTED

- 503 Ole Miss vs Florida (Oct. 5) [11-503]
428 Tennessee vs Miami (Nov. 9) [10-428]

PUNTING AVG

- 53.0 Kentucky vs UTEP (Sept. 7) [2-106]
52.8 LSU vs The Citadel (Sept. 7) [4-211]

PUNT RETURNS

- 9 Auburn vs Western Carolina (Sept. 7)
8 Ole Miss vs Memphis (Sept. 7)

PUNT RETURN YARDS

- 157 Ole Miss vs Memphis (Sept. 7)
136 Kentucky at Miss. State (Nov. 2)

PUNT RETURN AVG

- 61.5 Kentucky at Arkansas (Oct. 19) [2-123]
35.0 Auburn vs Georgia (Nov. 16) [2-70]

PUNT RETURN TDS

- 2 Kentucky at Miss. State (Nov. 2)

LONGEST PUNT RETURN

- 86 Kentucky at Arkansas (Oct. 19)
78 LSU vs Miss. State (Sept. 28)

KICK RETURNS

- 8 Vanderbilt at Ole Miss (Sept. 21)
8 Ole Miss at Arkansas (Oct. 26)
8 Arkansas vs Minnesota (Dec. 30)

KICK RETURN YARDS

- 243 Vanderbilt at Ole Miss (Sept. 21)
211 Tennessee vs Alabama (Oct. 26)

KICK RETURN AVG

- 42.2 Kentucky vs Vanderbilt (Nov. 16) [4-169]
36.0 Georgia at South Carolina (Sept. 14) [2-72]

LONGEST KICK RETURN

- 100 Kentucky at Florida (Sept. 28)

KICK RETURN TDS

- 1 Georgia vs Clemson (Aug. 31)
1 South Carolina at Virginia (Sept. 7)
1 Kentucky at Florida (Sept. 28)
1 Tennessee vs Alabama (Oct. 26)
1 Kentucky vs Vanderbilt (Nov. 16)

INTERCEPTIONS

- 6 Miss. State vs Troy State (Oct. 12)
5 Miss. State at Memphis (Oct. 19)

INTERCEPTION RETURN YDS

- 135 Auburn vs LSU (Oct. 26)
115 Kentucky at Miss. State (Nov. 2)

INTERCEPTION RETURN AVG

- 51.5 South Carolina vs Temple (9/21) [2-103]
41.5 Georgia vs Florida (Nov. 2) [2-83]

LONGEST INTERCEPTION RETURN

- 82 Kentucky vs Indiana (Sept. 14)
78 Georgia vs New Mexico St. (Sept. 28)

INTERCEPTION RETURN TDS

- 2 Miss. State at Memphis (Oct. 19)

FUMBLES LOST

- 6 South Carolina at Virginia (Sept. 7)
4 Miss. State vs Auburn (Sept. 19)
4 Miss. State vs Troy State (Oct. 12)

FUMBLES RECOVERED

- 4 Arkansas vs Boise State (Sept. 7)
4 Auburn at Miss. State (Sept. 19)
4 Alabama vs Southern Miss. (Sept. 21)

QB SACKS

- 7 Arkansas vs Boise State (Sept. 7)
7 LSU vs Louisiana-Lafayette (Oct. 5)

TURNOVERS COMMITTED

- 7 South Carolina at Virginia (Sept. 7)
6 Miss. State vs Auburn (Sept. 19)
6 Tennessee vs Alabama (Oct. 26)

TURNOVERS CAUSED

- 7 Arkansas vs Boise State (Sept. 7)
6 Auburn at Miss. State (Sept. 19)
6 Miss. State vs Troy State (Oct. 12)
6 Alabama at Tennessee (Oct. 26)

FIRST DOWNS

- 37 Auburn vs Western Carolina (Sept. 7)
34 Arkansas vs South Florida (Sept. 4)

1ST DOWNS RUSHING

- 18 Auburn vs Western Carolina (Sept. 7)
18 Arkansas vs South Florida (Sept. 4)
18 Arkansas at Tennessee (Oct. 5)

1ST DOWNS PASSING

- 23 Ole Miss at Texas Tech (Sept. 14)
20 Georgia vs Northwestern St. (Sept. 21)
20 Ole Miss at Arkansas (Oct. 26)

1ST DOWNS BY PENALTY

- 7 Florida vs Miami (Sept. 7)
5 Ole Miss at Georgia (Nov. 9)

PENALTIES

- 16 Alabama vs Middle Tennessee (Aug. 31)
15 Auburn at Florida (Oct. 19)

PENALTIES YARDS

- 141 Vanderbilt vs Middle Tennessee (Oct. 12)
126 Alabama vs Middle Tennessee (Aug. 31)
126 Alabama at Hawai'i (Nov. 30)



2002 SEC Team Leaders

2003 Auburn Football

SCORING OFFENSE	G	TD	XP	2XP	DXP	FG	Saf	Pts	Avg
Georgia (22)	14	53	52	0	0	26	1	450	32.1
Kentucky (23)	12	52	42	0	0	9	2	385	32.1
Auburn (38)	13	52	47	3	0	7	1	388	29.8
Alabama (52)	13	45	39	2	0	18	0	367	28.2
Ole Miss (62)	13	43	40	2	0	15	2	351	27.0
Arkansas (66)	14	45	42	0	0	18	2	370	26.4
Florida (69)	13	45	33	2	1	9	0	336	25.8
LSU (75)	13	39	34	2	0	17	0	323	24.8
Tennessee (86)	13	36	28	0	0	16	2	296	22.8
Miss. State (T103)	12	26	17	2	0	16	1	227	18.9
South Carolina (107)	12	28	25	1	0	10	0	225	18.8
Vanderbilt (109)	12	28	27	1	0	8	0	221	18.4

SCORING DEFENSE	G	TD	XP	2XP	DXP	FG	Saf	Pts	Avg
Georgia (4)	14	28	21	1	0	7	0	212	15.1
Alabama (5)	13	24	19	3	0	9	2	200	15.4
Tennessee (T11)	13	24	21	0	0	20	1	227	17.5
Auburn (13)	13	27	27	0	0	14	0	231	17.8
LSU (T15)	13	30	27	1	0	9	1	238	18.3
Arkansas (26)	14	30	23	0	0	24	1	277	19.8
Florida (31)	13	34	28	3	0	13	1	279	21.5
South Carolina (34)	12	31	25	2	0	15	1	262	21.8
Kentucky (52)	12	39	31	2	1	10	0	301	25.1
Ole Miss (55)	13	41	37	2	0	14	1	331	25.5
Miss. State (77)	12	44	39	1	0	10	2	339	28.2
Vanderbilt (85)	12	45	40	1	0	18	1	368	30.7

PASS OFFENSE	G	Att	Cmp	In	Pct.	Yds	Avg	TD	Yds/G
Florida (20)	13	517	295	18	57.1	3519	6.8	22	270.7
Ole Miss (23)	13	486	283	15	58.2	3437	7.1	21	264.4
Georgia (39)	14	445	257	10	57.8	3435	7.7	28	245.4
Miss. State (58)	12	442	226	22	51.1	2611	5.9	13	217.6
Tennessee (67)	13	356	218	7	61.2	2635	7.4	14	202.7
Kentucky (70)	12	350	195	6	55.7	2387	6.8	24	198.9
Alabama (77)	13	310	174	9	56.1	2473	8.0	12	190.2
Auburn (81)	13	299	174	10	58.2	2390	8.0	18	183.8
LSU (102)	13	325	155	8	47.7	1990	6.1	16	153.1
South Carolina (103)	12	261	140	15	53.6	1821	7.0	10	151.8
Vanderbilt (107)	12	257	128	12	49.8	1669	6.5	10	139.1
Arkansas (109)	14	299	148	13	49.5	1885	6.3	18	134.6

PASS DEFENSE	G	Att	Cmp	Int	Pct.	Yds	Avg	TD	Yds/G
LSU (2)	13	361	163	17	45.2	1985	5.5	13	152.7
Miss. State (3)	12	282	140	14	49.6	1847	6.5	22	153.9
Tennessee (4)	13	349	170	12	48.7	2031	5.8	9	156.2
Florida (7)	13	362	185	7	51.1	2111	5.8	14	162.4
Alabama (17)	13	374	185	18	49.5	2303	6.2	11	177.2
Auburn (26)	13	425	235	21	55.3	2424	5.7	9	186.5
South Carolina (27)	12	355	210	9	59.2	2243	6.3	17	186.9
Ole Miss (28)	13	349	181	18	51.9	2435	7.0	17	187.3
Georgia (31)	14	410	226	16	55.1	2653	6.5	14	189.5
Vanderbilt (63)	12	337	216	6	64.1	2630	7.8	11	219.2
Kentucky (72)	12	369	174	10	47.2	2723	7.4	23	226.9
Arkansas (83)	14	483	267	19	55.3	3283	6.8	17	234.5

KICKOFF RETURNS	G	Ret	Yds	TD	Avg
LSU (7)	13	38	914	0	24.1
Kentucky (11)	12	49	1154	2	23.6
Tennessee (14)	13	37	855	1	23.1
Miss. State (20)	12	46	1051	0	22.8
Arkansas (44)	14	42	872	0	20.8
Vanderbilt (52)	12	50	1021	0	20.4
Georgia (57)	14	38	764	1	20.1
South Carolina (70)	12	43	844	1	19.6
Alabama (78)	13	29	563	0	19.4
Ole Miss (101)	13	50	910	0	18.2
Florida (102)	13	34	618	0	18.2
Auburn (105)	13	35	622	0	17.8

PUNTING	G	No	Yards	Avg	Ret	Yds	Avg	Net/P
Kentucky (3)	12	71	3142	44.3	33	296	4.2	40.1
Vanderbilt (4)	12	67	2891	43.1	34	295	4.4	38.7
South Carolina (6)	12	53	2181	41.2	22	158	3.0	38.2
Tennessee (8)	13	68	2883	42.4	30	294	4.3	38.1
LSU (12)	13	68	2852	41.9	35	283	4.2	37.8
Auburn (23)	13	56	2351	42.0	24	311	5.6	36.4
Georgia (30)	14	64	2708	42.3	33	400	6.2	36.1
Ole Miss (47)	13	71	2982	42.0	45	501	7.1	34.9
Alabama (51)	13	60	2412	40.2	40	326	5.4	34.8
Arkansas (86)	14	74	2729	36.9	32	318	4.3	32.6
Miss. State (101)	12	71	2932	41.3	45	706	9.9	31.4
Florida (106)	13	76	2745	36.1	36	443	5.8	30.3

TURNOVER MARGIN	[-Gained-] [---Lost---]								
	G	Fum	Int	Tot	Fum	Int	Tot	Mar	Per/G
Arkansas (11)	14	17	19	36	6	13	19	+17	1.21
Alabama (12)	13	15	18	33	9	9	18	+15	1.15
Auburn (T22)	13	11	21	32	13	10	23	+9	0.69
Kentucky (T30)	12	12	10	22	9	6	15	+7	0.58
Georgia (T32)	14	15	16	31	13	10	23	+8	0.57
Ole Miss (T41)	13	11	18	29	9	15	24	+5	0.38
Tennessee (T52)	13	13	12	25	16	7	23	+2	0.15
LSU (T67)	13	8	17	25	18	8	26	-1	-0.08
South Carolina (T76)	12	12	9	21	11	15	26	-5	-0.42
Florida (91)	13	10	7	17	8	18	26	-9	-0.69
Vanderbilt (T105)	12	5	6	11	13	12	25	-14	-1.17
Miss. State (T111)	12	9	14	23	16	22	38	-15	-1.25

RUSHING OFFENSE	G	Att	Yds	Avg	TD	Yds/G
Arkansas (12)	14	643	3065	4.8	22	218.9
Alabama (18)	13	619	2772	4.5	29	213.2
Auburn (25)	13	563	2648	4.7	32	203.7
LSU (29)	13	558	2560	4.6	19	196.9
Vanderbilt (43)	12	481	2082	4.3	18	173.5
South Carolina (45)	12	477	2005	4.2	16	167.1
Tennessee (55)	13	517	1957	3.8	19	150.5
Kentucky (57)	12	430	1782	4.1	19	148.5
Georgia (67)	14	536	1954	3.6	18	139.6
Florida (73)	13	465	1771	3.8	20	136.2
Miss. State (91)	12	421	1431	3.4	10	119.2
Ole Miss (110)	13	413	1226	3.0	20	94.3

RUSHING DEFENSE	G	Rushes	Yards	Avg.	TD	Yds/G
Alabama (4)	13	390	1042	2.7	10	80.2
Arkansas (18)	14	504	1590	3.2	11	113.6
Georgia (T19)	14	524	1596	3.0	11	114.0
Tennessee (33)	13	491	1672	3.4	12	128.6
LSU (41)	13	464	1743	3.8	16	134.1
Auburn (46)	13	467	1842	3.9	17	141.7
Ole Miss (65)	13	518	2080	4.0	18	160.0
Florida (68)	13	526	2121	4.0	14	163.2
South Carolina (71)	12	481	1974	4.1	11	164.5
Miss. State (82)	12	525	2041	3.9	17	170.1
Kentucky (87)	12	495	2092	4.2	13	174.3
Vanderbilt (95)	12	491	2239	4.6	30	186.6

TOTAL OFFENSE	G	Rush	Pass	Plays	Yards	Avg/P	TD	Yds/G
Florida (25)	13	1771	3519	982	5290	5.4	42	406.9
Alabama (30)	13	2772	2473	929	5245	5.6	41	403.5
Auburn (44)	13	2648	2390	862	5038	5.8	50	387.5
Georgia (49)	14	1954	3435	981	5389	5.5	46	384.9
Ole Miss (76)	13	1226	3437	899	4663	5.2	41	358.7
Arkansas (84)	14	3065	1885	942	4950	5.3	40	353.6
Tennessee (85)	13	1957	2635	873	4592	5.3	33	353.2
LSU (86)	13	2560	1990	883	4550	5.2	35	350.0
Kentucky (87)	12	1782	2387	780	4169	5.3	43	347.4
Miss. State (93)	12	1431	2611	863	4042	4.7	23	336.8
South Carolina (103)	12	2005	1821	738	3826	5.2	26	318.8
Vanderbilt (110)	12	2082	1669	738	3751	5.1	28	312.6

2002 SEC Team Leaders

2003 Auburn Football

TOTAL DEFENSE	G	Rush	Pass	Plys	Yards	Avg	TD	Yds/G
Alabama (3)	13	1042	2303	764	3345	4.4	21	257.3
Tennessee (5)	13	1672	2031	840	3703	4.4	21	284.8
LSU (8)	13	1743	1985	825	3728	4.5	29	286.8
Georgia (15)	14	1596	2653	934	4249	4.5	25	303.5
Miss. State (24)	12	2041	1847	807	3888	4.8	39	324.0
Florida (25)	13	2121	2111	888	4232	4.8	28	325.5
Auburn (26)	13	1842	2424	892	4266	4.8	26	328.2
Ole Miss (41)	13	2080	2435	867	4515	5.2	35	347.3
Arkansas (44)	14	1590	3283	987	4873	4.9	28	348.1
South Carolina (45)	12	1974	2243	836	4217	5.0	28	351.4
Kentucky (83)	12	2092	2723	864	4815	5.6	36	401.2
Vanderbilt (92)	12	2239	2630	828	4869	5.9	41	405.8

PUNT RETURNS	G	Ret	Yds	TD	Avg
Kentucky (8)	12	40	625	4	15.6
Georgia (10)	14	50	746	2	14.9
LSU (17)	13	41	569	1	13.9
Arkansas (33)	14	37	439	2	11.9
Ole Miss (38)	13	38	431	1	11.3
Auburn (45)	13	48	530	0	11.0
Florida (54)	13	38	396	0	10.4
Tennessee (58)	13	43	435	0	10.1
Miss. State (66)	12	35	332	0	9.5
Vanderbilt (68)	12	23	212	0	9.2
Alabama (82)	13	45	376	1	8.4
South Carolina (117)	12	15	64	0	4.3

PASS EFFICIENCY	G	Att	Cmp	Pct	Int	Yds	TD	Effic
Georgia (16)	14	445	257	.578	10	3435	28	138.9
Auburn (17)	13	299	174	.582	10	2390	18	138.5
Tennessee (24)	13	356	218	.612	7	2635	14	132.5
Kentucky (27)	12	350	195	.557	6	2387	24	132.2
Alabama (37)	13	310	174	.561	9	2473	12	130.1
Ole Miss (51)	13	486	283	.582	15	3437	21	125.7
Florida (60)	13	517	295	.571	18	3519	22	121.3
Arkansas (78)	14	299	148	.495	13	1885	18	113.6
South Carolina (80)	12	261	140	.536	15	1821	10	113.4
LSU (91)	13	325	155	.477	8	1990	16	110.4
Vanderbilt (100)	12	257	128	.498	12	1669	10	107.9
Miss. State (107)	12	442	226	.511	22	2611	13	100.5

PASS DEF EFF.	G	Att	Cmp	Int	Pct.	Yds	TD	Effic
LSU (5)	13	361	163	17	45.2	1985	13	93.8
Tennessee (11)	13	349	170	12	48.7	2031	9	99.2
Auburn (14)	13	425	235	21	55.3	2424	9	100.3
Alabama (16)	13	374	185	18	49.5	2303	11	101.3
Florida (28)	13	362	185	7	51.1	2111	14	109.0
Georgia (34)	14	410	226	16	55.1	2653	14	112.9
Arkansas (48)	14	483	267	19	55.3	3283	17	116.1
Ole Miss (49)	13	349	181	18	51.9	2435	17	116.2
Miss. State (58)	12	282	140	14	49.6	1847	22	120.5
South Carolina (67)	12	355	210	9	59.2	2243	17	123.0
Kentucky (68)	12	369	174	10	47.2	2723	23	124.3
Vanderbilt (95)	12	337	216	6	64.1	2630	11	136.9

FIRST DOWNS	G	Rush	Pass	Pen	Total
Florida	13	105	168	28	301
Georgia	14	114	156	20	290
Ole Miss	13	82	167	24	273
Arkansas	14	150	87	18	255
Alabama	13	129	106	19	254
Auburn	13	129	105	14	248
Tennessee	13	116	117	10	243
LSU	13	127	89	25	241
Miss. State	12	80	119	17	216
Kentucky	12	100	99	17	216
South Carolina	12	118	67	15	200
Vanderbilt	12	116	72	10	198

OPPONENT 1ST DOWNS	G	Rush	Pass	Pen	Total
Alabama	13	64	107	24	195
LSU	13	89	90	21	200
Florida	13	112	90	7	209
Tennessee	13	106	83	21	210
Miss. State	12	120	77	16	213
South Carolina	12	100	107	22	229
Auburn	13	96	116	18	230
Ole Miss	13	110	108	15	233
Georgia	14	107	113	22	242
Kentucky	12	111	110	28	249
Vanderbilt	12	124	120	17	261
Arkansas	14	103	135	29	267

PENALTIES	G	No	Yds	Avg/G
Vanderbilt	12	73	572	47.7
Ole Miss	13	73	620	47.7
Florida	13	95	712	54.8
South Carolina	12	76	677	56.4
LSU	13	92	740	56.9
Auburn	13	108	754	58.0
Tennessee	13	95	760	58.5
Miss. State	12	85	734	61.2
Georgia	14	101	879	62.8
Kentucky	12	106	836	69.7
Arkansas	14	113	1002	71.6
Alabama	13	121	1024	78.8

4TH-DN CONVERSIONS	G	Conv	Att	Pct
Tennessee	13	12	18	66.7
Georgia	14	9	14	64.3
Miss. State	12	14	22	63.6
South Carolina	12	9	16	56.2
Vanderbilt	12	10	19	52.6
LSU	13	10	20	50.0
Alabama	13	11	22	50.0
Florida	13	8	18	44.4
Auburn	13	8	19	42.1
Arkansas	14	10	24	41.7
Kentucky	12	6	15	40.0
Ole Miss	13	4	14	28.6

3RD-DN CONVERSIONS	G	Conv	Att	Pct
Auburn	13	79	177	44.6
Georgia	14	84	209	40.2
Florida	13	73	191	38.2
Tennessee	13	72	189	38.1
Alabama	13	74	197	37.6
South Carolina	12	57	152	37.5
Kentucky	12	63	169	37.3
Miss. State	12	71	194	36.6
Ole Miss	13	61	174	35.1
Vanderbilt	12	55	157	35.0
LSU	13	66	194	34.0
Arkansas	14	67	201	33.3

TIME OF POSSESSION	G	Total Time	Avg/G
Alabama	13	433:35	33:21
LSU	13	411:39	31:39
Tennessee	13	410:36	31:35
Auburn	13	393:38	30:16
Miss. State	12	359:23	29:56
Ole Miss	13	384:39	29:35
Vanderbilt	12	349:44	29:08
Arkansas	14	406:48	29:03
Kentucky	12	347:48	28:59
Florida	13	376:29	28:57
Georgia	14	404:11	28:52
South Carolina	12	340:52	28:24

SEC Honor Roll

2003 Auburn Football

2002 COACHES' ALL-SEC TEAM

FIRST-TEAM OFFENSE

TE - Jason Witten, Tennessee
OL - Shawn Andrews, Arkansas
OL - Jon Stinchcomb, Georgia
OL - Antonio Hall, Kentucky
OL - Stephen Peterman, LSU
OL - Marico Portis, Alabama
OL - Wesley Britt, Alabama
C - Ben Nowland, Auburn
WR - Taylor Jacobs, Florida
WR - Terrence Edwards, Georgia
QB - David Greene, Georgia
RB - Artose Pinner, Kentucky
RB - Fred Talley, Arkansas

FIRST-TEAM DEFENSE

DL - David Pollack, Georgia
DL - Kindal Moorehead, Alabama
DL - Kenny King, Alabama
OLB - Boss Bailey, Georgia
OLB - Karlos Dansby, Auburn
ILB - Bradie James, LSU
ILB - Eddie Strong, Ole Miss
ILB - Hunter Hillenmeyer, Vanderbilt
DB - Ken Hamlin, Arkansas
DB - Corey Webster, LSU
DB - Travaris Robinson, Auburn
DB - Matt Grier, Ole Miss
DB - Julian Battle, Tennessee
DB - Rashad Baker, Tennessee

SECOND-TEAM OFFENSE

TE - Aaron Walker, Florida
OL - Kevin Breedlove, Georgia
OL - Shannon Snell, Florida
OL - Justin Smiley, Alabama
OL - Will Ofenheusle, Tennessee
C - Ben Claxton, Ole Miss
WR - Michael Clayton, LSU
WR - Dan Stricker, Vanderbilt
QB - Rex Grossman, Florida
QB - Jared Lorenzen, Kentucky
RB - Musa Smith, Georgia
RB - Domanick Davis, LSU
RB - Ronnie Brown, Auburn

SECOND-TEAM DEFENSE

DL - Jarret Johnson, Alabama
DL - Johnathan Sullivan, Georgia
DL - Langston Moore, South Carolina
DL - Dewayne Robertson, Kentucky
OLB - Tony Bua, Arkansas
OLB - Eddie Moore, Tennessee
ILB - Mark Brown, Auburn
ILB - Tony Gilbert, Georgia
ILB - Mario Haggan, Mississippi State
DB - Todd Johnson, Florida
DB - Keiwan Ratliff, Florida
DB - Kentrell Curry, Georgia
DB - Ahmad Carroll, Arkansas
DB - Gerald Dixon, Alabama
DB - Guss Scott, Florida

FIRST-TEAM SPECIAL TEAMS

P - Glenn Pakulak, Kentucky
PK - Billy Bennett, Georgia
RS - Derek Abney, Kentucky

SECOND-TEAM SPECIAL TEAMS

P - Donnie Jones, LSU
PK - John Corbello, LSU
RS - Domanick Davis, LSU

HONORABLE MENTION ALL-SEC

OL - David Jorgensen, Florida; Max Starks, Florida; Michael Munoz, Tennessee; Cedric Williams, South Carolina; Jim May, Vanderbilt; Travelle Wharton, South Carolina; Andrew Whitworth, LSU
C - Alonzo Ephraim, Alabama; Scott Wells, Tennessee; Ben Wilkerson, LSU
WR - Aaron Boone, Kentucky; Fred Gibson, Georgia
RB - Carnell Williams, Auburn; Shaud Williams, Alabama
DL - Clint Mitchell, Florida; Rashad Moore, Tennessee; Jason Clark, Mississippi State
OLB - Brooks Daniels, Alabama; Mike Nattiel, Florida; Keyon Whiteside, Tennessee
ILB - Byron Hardmon, Florida
DB - David Johnson, Kentucky; Lawrence Richardson, Arkansas; Josh Morgan, Mississippi State; Demetrius Hookfin, LSU; Decory Bryant, Georgia; Norman Lejeune, LSU
P - Damon Duval, Auburn; Dustin Colquitt, Tennessee

SEC COACH OF THE YEAR

Mark Richt, Georgia

SEC PLAYER OF THE YEAR

David Pollack, DE, Georgia

JACOBS BLOCKING TROPHY

Shawn Andrews, OT, Arkansas

ASSOCIATED PRESS ALL-SEC TEAM

FIRST TEAM OFFENSE

WR - Taylor Jacobs, Florida
WR - Terrence Edwards, Georgia
OL - Jon Stinchcomb, Georgia
OL - Shawn Andrews, Arkansas
OL - Will Ofenheusle, Tennessee
OL - Wesley Britt, Alabama
C - Alonzo Ephraim, Alabama
C - Ben Nowland, Auburn
TE - Jason Witten, Tennessee
QB - David Greene, Georgia
RB - Artose Pinner, Kentucky
RB - Musa Smith, Georgia
All-Purpose - Derek Abney, Kentucky
PK - Billy Bennett, Georgia

FIRST-TEAM DEFENSE

DE - David Pollack, Georgia
DE - Kindal Moorehead
DT - Johnathan Sullivan, Georgia
DT - Jarret Johnson, Alabama
LB - Bradie James, LSU
LB - Boss Bailey, Georgia
LB - Karlos Dansby, Auburn
CB - Corey Webster, LSU
CB - Keiwan Ratliff, Florida
S - Ken Hamlin, Arkansas

S - Travaris Robinson, Auburn
P - Glenn Pakulak, Kentucky

SECOND-TEAM OFFENSE

WR - Michael Clayton, LSU
WR - Chris Collins, Mississippi
OL - Antonio Hall, Kentucky
OL - Justin Smiley, Alabama
OL - Marico Portis, Alabama
OL - Kevin Breedlove, Georgia
C - Ben Claxton, Mississippi
TE - Aaron Walker, Florida
QB - Jared Lorenzen, Kentucky
QB - Eli Manning, Mississippi
RB - Fred Talley, Arkansas
RB - Ronnie Brown, Auburn
All-Purpose - Domanick Davis, LSU
PK - Brent Smith, Mississippi State

SECOND-TEAM DEFENSE

DE - Jason Clark, Mississippi State
DE - Vincent Burns, Kentucky
DT - Chad Lavalais, LSU
DT - Dewayne Robertson, Kentucky
DT - Ian Scott, Florida
LB - Mario Haggan, Mississippi State
LB - Byron Hardmon, Florida
LB - Brooks Daniels, Alabama
LB - Hunter Hillenmeyer, Vanderbilt
LB - Tony Bua, Arkansas
CB - Julian Battle, Tennessee
CB - Demetrius Hookfin, LSU
S - Matt Grier, Mississippi
S - Todd Johnson, Florida
S - Rashad Baker, Tennessee
P - Dustin Colquitt, Tennessee
P - Damon Duval, Auburn

HONORABLE MENTION

Offense

Michael Munoz, OL, Tennessee
Stephen Peterman, OL, LSU
Shannon Snell, OL, Florida

Defense

Kenny King, DT, Alabama
Rashad Moore, DT, Tennessee
Gerald Dixon, CB, Alabama
Lawrence Richardson, CB, Arkansas
Waine Bacon, S, Alabama
Jonathan Martin, S, South Carolina

INDIVIDUAL AWARDS

OFFENSIVE PLAYER OF THE YEAR
Artose Pinner, Kentucky

DEFENSIVE PLAYER OF THE YEAR
David Pollack, Georgia

FRESHMAN OF THE YEAR

Kwane Doster, Vanderbilt

COACH OF THE YEAR

Mark Richt, Georgia

Travaris Robinson was named a first-team All-SEC selection in 2002.



SEC Football Champions

2003 Auburn Football

Year	Champion	SEC	Overall	Coach
1933	Alabama	5-0-1	7-1-1	Frank Thomas
1934	Tulane	8-0	10-1	Ted Cox
	Alabama	7-0	10-0	Frank Thomas
1935	LSU	5-0	9-2	Bernie Moore
1936	LSU	6-0	9-1-1	Bernie Moore
1937	Alabama	6-0	9-1	Frank Thomas
1938	Tennessee	7-0	11-0	Bob Neyland
1939	Tennessee	6-0	10-1	Bob Neyland
	Georgia Tech	6-0	8-2	Bill Alexander
	Tulane	5-0	8-1-1	Red Dawson
1940	Tennessee	5-0	10-1	Bob Neyland
1941	Mississippi State	4-0-1	8-1-1	Allyn McKeen
1942	Georgia	6-1	11-1	Wally Butts
1943	Georgia Tech	3-0	7-4	Bill Alexander
1944	Georgia Tech	4-0	9-2	Bill Alexander
1945	Alabama	6-0	10-0	Frank Thomas
1946	Georgia	5-0	11-0	Wally Butts
	Tennessee	5-0	9-2	Bob Neyland
1947	Ole Miss	6-1	9-2	John Vaught
1948	Georgia	6-0	9-2	Wally Butts
1949	Tulane	5-1	7-2-1	Henry Frnka
1950	Kentucky	5-1	11-1	Paul Bryant
1951	Georgia Tech	7-0	11-0	Bobby Dodd
	Tennessee	5-0	10-1	Bob Neyland
1952	Georgia Tech	6-0	12-0	Bobby Dodd
1953	Alabama	4-0-3	6-3-3	Red Drew
1954	Ole Miss	5-1	9-2	John Vaught
1955	Ole Miss	5-1	10-1	John Vaught
1956	Tennessee	6-0	10-1	Bowden Wyatt
1957	Auburn	7-0	10-0	Ralph Jordan
1958	LSU	6-0	11-0	Paul Dietzel
1959	Georgia	7-0	10-1	Wally Butts
1960	Ole Miss	5-0-1	10-0-1	John Vaught
1961	Alabama	7-0	11-0	Paul Bryant
	LSU	6-0	10-1	Paul Dietzel
1962	Ole Miss	6-0	10-0	John Vaught
1963	Ole Miss	5-0-1	7-1-2	John Vaught
1964	Alabama	8-0	10-1	Paul Bryant
1965	Alabama	6-1-1	9-1-1	Paul Bryant
1966	Alabama	6-0	11-0	Paul Bryant
	Georgia	6-0	10-1	Vince Dooley
1967	Tennessee	6-0	9-2	Doug Dickey
1968	Georgia	5-0-1	8-1-2	Vince Dooley
1969	Tennessee	5-1	9-2	Doug Dickey
1970	LSU	5-0	9-3	Charlie McClendon
1971	Alabama	7-0	11-1	Paul Bryant
1972	Alabama	7-1	10-2	Paul Bryant
1973	Alabama	8-0	11-1	Paul Bryant
1974	Alabama	6-0	11-1	Paul Bryant
1975	Alabama	6-0	11-1	Paul Bryant
1976	Georgia	5-1	10-2	Vince Dooley
	Kentucky	5-1	9-3	Fran Curci
1977	Alabama	7-0	11-1	Paul Bryant
1978	Alabama	6-0	11-1	Paul Bryant
1979	Alabama	6-0	12-0	Paul Bryant
1980	Georgia	6-0	12-0	Vince Dooley
1981	Georgia	6-0	10-2	Vince Dooley
	Alabama	6-0	9-2-1	Paul Bryant
1982	Georgia	6-0	11-1	Vince Dooley
1983	Auburn	6-0	11-1	Pat Dye
1984	Vacated			
1985	Tennessee	5-1	9-1-2	Johnny Majors
1986	LSU	5-1	9-3	Bill Arnsparger
1987	Auburn	5-0-1	9-1-2	Pat Dye
1988	Auburn	6-1	10-2	Pat Dye
	LSU	6-1	8-4	Mike Archer
1989	Auburn	6-1	10-2	Pat Dye
	Alabama	6-1	10-2	Bill Curry
	Tennessee	6-1	11-1	Johnny Majors

1990	Tennessee	5-1-1	9-2-2	Johnny Majors
1991	Florida	7-0	10-2	Steve Spurrier
1992	Alabama	8-0	13-0	Gene Stallings
1993	Florida	7-1	11-2	Steve Spurrier
1994	Florida	7-1	11-1-1	Steve Spurrier
1995	Florida	8-0	12-1	Steve Spurrier
1996	Florida	8-0	12-1	Steve Spurrier
1997	Tennessee	7-1	11-2	Phil Fulmer
1998	Tennessee	8-0	13-0	Phil Fulmer
1999	Alabama	7-1	10-3	Mike DuBose
2000	Florida	7-1	10-3	Steve Spurrier
2001	LSU	5-3	10-3	Nick Saban
2002	Georgia	7-1	13-1	Mark Richt

NOTE: Overall records include bowl games

SEC CHAMPIONSHIP COACHES

Paul Bryant (14) - Kentucky (1) 1950; Alabama (13) 1961-64-65-66-71-72-73-74-75-77-78-79-81

Vince Dooley (6) - Georgia 1966-68-76-80-81-82

Johnny Vaught (6) - Ole Miss 1947-54-55-60-62-63

Bob Neyland (5) - Tennessee 1938-39-49-46-51

Steve Spurrier (6) - Florida 1991-93-94-95-96-00

Wally Butts (4) - Georgia 1942-46-48-59

Pat Dye (4) - Auburn 1983-87-88-89

Frank Thomas (4) - Alabama 1933-34-37-45

Bill Alexander (3) - Georgia Tech 1939-43-44

Johnny Majors (3) - Tennessee 1985-89-90

Doug Dickey (2) - Tennessee 1967-69

Paul Dietzel (2) - LSU 1958-61

Bobby Dodd (2) - Georgia Tech 1951-52

Bernie Moore (2) - LSU 1935-36

Phil Fulmer (2) - Tennessee 1997-98

Mike Archer (1) - LSU 1988

Bill Arnsparger (1) - LSU 1986

Ted Cox (1) - Tulane 1934

Fran Curci (1) - Kentucky 1976

Bill Curry (1) - Alabama 1989

Red Dawson (1) - Tulane 1939

Red Drew (1) - Alabama 1953

Henry Frnka (1) - Tulane 1949

Ralph Jordan (1) - Auburn 1957

Charlie McClendon (1) - LSU 1970

Allyn McKeen (1) - Mississippi State 1941

Gene Stallings (1) - Alabama 1992

Bowden Wyatt (1) - Tennessee 1956

Mike DuBose (1) - Alabama 1999

Nick Saban (1) - LSU 2001

Mark Richt (1) - Georgia 2002

CHAMPIONSHIPS BY SCHOOL

Alabama: 21 (1933-34t-37-45-53-61t-64-65-66t-71-72-73-74-75-77-78-79-81t-89t-92-99)

Tennessee: 13 (1938-39t-40-46t-51t-56-67-69-85-89t-90-97-98)

Georgia: 11 (1942-46t-48-59-66t-68-76t-80-81t-82-02)

LSU: 8 (1935-36-58-61t-70-86-88t-2001)

Ole Miss: 6 (1947-54-55-60-62-63)

Auburn: 5 (1957-83-87-88t-89t)

Florida: 6 (1991-93-94-95-96-00)

*Georgia Tech: 5 (1939t-43-44-51t-52)

*Tulane: 3 (1934-39t-49)

Kentucky: 2 (1950-76t)

Mississippi State: 1 (1941)



Pat Dye led Auburn to four SEC Championships. * Denotes former member of the SEC

SEC Schedule Format/BCS

2003 Auburn Football

SEC SCHEDULE FORMAT

The 2002 season marked the beginning of a 5-1-2 schedule format. The 5-1-2 format allows for each school to play all five of its division opponents along with one permanent and two rotating non-division opponents each year. It ensures an institution will play every conference member four times during a 10-year period and that each team will make two visits to every SEC stadium during the 10-year period.

The old format used was based on a 5-2-1 schedule format. Schools played all five of its divisional opponents along with two permanent and one rotating non-division opponent each year.

ALABAMA

Division (5): Arkansas, Auburn, LSU, Ole Miss, Miss. State
Permanent Non-Division (1): Tennessee
Rotating Non-Division (2):
2002/2007 - at Vanderbilt, Georgia
2003/2008 - at Georgia, Kentucky
2004/2009 - at Kentucky, S. Carolina
2005/2010 - at South Carolina, Florida
2006/2011 - at Florida, Vanderbilt

ARKANSAS

Division (5): Alabama, Auburn, LSU, Ole Miss, Miss. State
Permanent Non-Division (1): S. Carolina
Rotating Non-Division (2):
2002/2007 - at Tennessee, Kentucky
2003/2008 - at Kentucky, Florida
2004/2009 - at Florida, Georgia
2005/2010 - at Georgia, Vanderbilt
2006/2011 - at Vanderbilt, Tennessee

AUBURN

Division (5): Alabama, Arkansas, LSU, Ole Miss, Miss. State
Permanent Non-Division (1): Georgia
Rotating Non-Division (2):
2002/2007 - at Florida, Vanderbilt
2003/2008 - at Vanderbilt, Tennessee
2004/2009 - at Tennessee, Kentucky
2005/2010 - at Kentucky, S. Carolina
2006/2011 - at South Carolina, Florida

FLORIDA

Division (5): Georgia, Kentucky, S. Carolina, Tennessee, Vanderbilt
Permanent Non-Division (1): LSU
Rotating Non-Division (2):
2002/2007 - Auburn, at Ole Miss
2003/2008 - Ole Miss, at Arkansas
2004/2009 - Arkansas, at Miss. State
2005/2010 - Miss. State, at Alabama
2006/2011 - Alabama, at Auburn

GEORGIA

Division (5): Florida, Kentucky, S. Carolina, Tennessee, Vanderbilt
Permanent Non-Division (1): Auburn
Rotating Non-Division (2):
2002/2007 - Ole Miss, at Alabama
2003/2008 - Alabama, at LSU
2004/2009 - LSU, at Arkansas
2005/2010 - Arkansas, at Miss. State
2006/2011 - Miss. State, at Ole Miss

KENTUCKY

Division (5): Florida, Georgia, S. Carolina, Tennessee, Vanderbilt
Permanent Non-Division (1): Miss. St.
Rotating Non-Division (2):
2002/2007 - LSU, at Arkansas
2003/2008 - Arkansas, at Alabama
2004/2009 - Alabama, at Auburn
2005/2010 - Auburn, at Ole Miss
2006/2011 - Ole Miss, at LSU

LSU

Division (5): Alabama, Arkansas, Auburn, Ole Miss, Miss. State
Permanent Non-Division (1): Florida
Rotating Non-Division (2):
2002/2007 - at Kentucky, S. Carolina
2003/2008 - at South Carolina, Georgia
2004/2009 - at Georgia, Vanderbilt
2005/2010 - at Vanderbilt, Tennessee
2006/2011 - at Tennessee, Kentucky

OLE MISS

Division (5): Alabama, Arkansas, Auburn, LSU, Miss. State
Permanent Non-Division (1): Vanderbilt
Rotating Non-Division (2):
2002/2007 - at Georgia, Florida
2003/2008 - at Florida, South Carolina
2004/2009 - at S. Carolina, Tennessee
2005/2010 - at Tennessee, Kentucky
2006/2011 - at Kentucky, Georgia

MISSISSIPPI STATE

Division (5): Alabama, Arkansas, Auburn, LSU, Ole Miss
Permanent Non-Division (1): Kentucky
Rotating Non-Division (2):
2002/2007 - at S. Carolina, Tennessee
2003/2008 - at Tennessee, Vanderbilt
2004/2009 - at Vanderbilt, Florida
2005/2010 - at Florida, Georgia
2006/2011 - at Georgia, South Carolina

SOUTH CAROLINA

Division (5): Florida, Georgia, Kentucky, Tennessee, Vanderbilt
Permanent Non-Division (1): Arkansas
Rotating Non-Division (2):
2002/2007 - Mississippi State, at LSU
2003/2008 - LSU, at Ole Miss
2004/2009 - Ole Miss, at Alabama
2005/2010 - Alabama, at Auburn
2006/2011 - Auburn, at Miss. State

TENNESSEE

Division (5): Florida, Georgia, Kentucky, South Carolina, Vanderbilt
Permanent Non-Division (1): Alabama
Rotating Non-Division (2):
2002/2007 - Arkansas, at Miss. State
2003/2008 - Miss. State, at Auburn
2004/2009 - Auburn, at Ole Miss
2005/2010 - Ole Miss, at LSU
2006/2011 - LSU, at Arkansas

VANDERBILT

Division (5): Florida, Georgia, Kentucky, South Carolina, Tennessee
Permanent Non-Division (1): Ole Miss
Rotating Non-Division (2):
2002/2007 - Alabama, at Auburn
2003/2008 - Auburn, at Miss. State
2004/2009 - Mississippi State, at LSU
2005/2010 - LSU, at Arkansas
2006/2011 - Arkansas, at Alabama

BOWL CHAMPIONSHIP SERIES

Following the 2003 college football regular season, the Bowl Championship Series will determine the National Championship.

The BCS consists of the FedEx Orange, Nokia Sugar, Rose and Tostitos Fiesta Bowls. The conferences with automatic berths include the Atlantic Coast, Big East, Big Ten, Big 12, Pac-10 and Southeastern Conferences.

ABC-TV will televise the four Bowl Championship Series games.

Any Division I-A independent team or championship of Conference USA, Mid-American, Mountain West or Western Athletic conferences will be guaranteed a slot in one of the four BCS games should that team be ranked sixth or higher in the final BCS standings unless more than two teams meet this criteria. Should more than two be ranked in the top six of the standings, the BCS bowl selecting will have its choice of any two from that group.

Otherwise, any Division I-A team can qualify for selection in the BCS if they have won at least nine college football games during the most recently completed regular season (not to include wins in exempted games) and are ranked in the top 12 of the final BCS standings.

The BCS will also mark the return of regional consideration regarding team selection. Specifically, as a member of the BCS, the Rose bowl will host the Big Ten and Pac-10 champions in those years in which either the Rose Bowl does not have the national championship game or the Big Ten and Pac-10 champion is not ranked No. 1 or No. 2. Other "regional consideration" tie-ins include the SEC champion in the Sugar Bowl, The ACC or Big East champion in the Orange Bowl and Big 12 championship in Fiesta Bowl.

There will be several occasions when the regional consideration tie-ins will not be kept. Criteria for moving host teams to another bowl include: (1) whether the same team will be hosting the same BCS Bowl for two consecutive years; (2) whether two teams that played against one another in the most recently completed college football season will be for two consecutive years; (3) whether two teams that played against one another in the most recently completed college

football season will be paired against one another in a bowl; (4) whether the same two teams will play against each other in a Bowl game for two consecutive years and (5) whether alternatives pairings will have greater appeal to college football fans.

If a BCS bowl loses a host team to the National Championship Game, then such BCS bowl shall be the first to select a replacement team from the pool of participating teams. If two BCS bowls lose their host teams to the National Championship Game, The BCS bowl losing the highest ranked team would have the first at-large selection, followed by the BCS bowl that lost the second-ranked team. Bowls cannot select a "host" team from another BCS bowl.

Any BCS bowl game(s) still remaining unfilled following the dispersal of teams, should submit to the BCS a listing of its top three team selection to fill its at-large slot. Any conference champion not already placed in a bowl game must be listed among such bowl game's first two selections. Each BCS bowl would then be given its highest preference of teams.

In a situation where two or more bowls select the same team(s) with their choices, the priority of selection would be the following: (1) the bowl making the larger per team cash payment shall be given first preference; (2) the bowl not getting first priority in the previous year, would be given first preference.

At the conclusion of these procedures, the pairings established by BCS bowls may be adjusted by the BCS, in consultation with the BCS bowls and ABC, in the interest of creating the most exciting and interesting post-season matchups possible.

2004 BCS BOWLS

TOSTITOS FIESTA BOWL

Jan. 2 • 8:00 p.m. EST
Tempe, Ariz., Sun Devil Stadium

FEDEX ORANGE BOWL


Thursday, Jan. 1 • 8:30 p.m. EST
Miami, Fla., Pro Player Stadium

NOKIA SUGAR BOWL

Jan. 4 • 8:00 p.m. EST
New Orleans, La., Louisiana Superdome
National Championship

ROSE BOWL

Jan. 1 • 4:30 p.m. EST
Pasadena, Calif., Rose Bowl



Records

All-Purpose	.168
Defensive	.169-172
Kick Return	.173-176
Passing	.177-184
Punting	.185-186
Receiving	.187-190
Rushing	.191-196
Scoring	.197-201
Total Offense	.202-204
Career Stat Leaders	.205-210

All-Purpose Records

2003 Auburn Football

INDIVIDUAL RECORDS

Most Net Yards Gained

Game: 307, Curtis Kuykendall vs. Miami (11/24/46)
Season: 1859, Bo Jackson (1985)
Career: 5596, James Brooks (1977-80)

CAREER LEADERS

Player	Seasons	Rush	Rec	KR	PR	Yards
1. James Brooks	1977-80	3523	219	1726	128	5596
2. Bo Jackson	1982-85	4303	272	317	0	4892
3. Joe Cribbs	1976-79	3368	268	597	328	4561
4. Thomas Bailey	1991-94	-5	1243	1520	1170	3928
5. Brent Fullwood	1983-86	2789	77	892	0	3758
6. Stephen Davis	1993-95	2811	342	25	0	3178
7. James Joseph	1987-90	2264	721	136	0	3121
8. Stacy Danley	1987-90	2427	337	0	0	2764
9. Terry Beasley	1969-71	133	2507	9	14	2663



Bo Jackson set the single-season record for all-purpose yards with 1,859 in 1985.

SINGLE-SEASON LEADERS

Player	Season	Rush	Rec	KR	PR	Yards
1. Bo Jackson	1985	1786	73	0	0	1859
2. James Brooks	1979	1208	15	577	0	1800
3. James Brooks	1980	1314	63	226	56	1659
4. Rudi Johnson	2000	1567	70	0	0	1637
5. Brent Fullwood	1986	1391	46	75	0	1512
6. Bo Jackson	1983	1213	73	163	0	1449
7. Stephen Davis	1994	1263	92	0	0	1355
8. Joe Cribbs	1978	1205	30	17	84	1336
9. James Brooks	1977	467	121	654	72	1314
10. Lionel James	1982	779	56	73	394	1302

YEARLY LEADERS

Year	Player	Rush	Rec	KOR	PR	Yards
1966	Freddie Hyatt	19	475	245	0	739
1967	Freddie Hyatt	15	553	381	0	949
1968	Mike Currier	211	137	374	0	722
1969	Mickey Zofko	565	143	194	0	902
1970	Terry Beasley	95	1051	0	0	1146
1971	Terry Beasley	13	846	0	0	859
1972	Terry Henley	843	33	58	0	934
1973	Mike Fuller	0	0	420	381	*827
1974	Sedrick McIntyre	839	0	0	0	839
1975	Rick Neel	4	0	489	129	622
1976	Joe Cribbs	171	59	490	80	800
1977	James Brooks	467	121	654	72	1314
1978	Joe Cribbs	1205	30	17	84	1336
1979	James Brooks	1208	15	577	0	1800
1980	James Brooks	1314	63	226	56	1659
1981	Lionel James	561	39	0	0	600
1982	Lionel James	779	56	73	394	1302
1983	Bo Jackson	1213	73	163	0	1449
1984	Brent Fullwood	628	30	509	0	1167
1985	Bo Jackson	1786	73	0	0	1859
1986	Brent Fullwood	1391	46	75	0	1512
1987	Lawyer Tillman	-1	600	0	0	599
1988	Stacy Danley	877	128	0	0	1005
1989	James Joseph	817	227	59	0	1103
1990	Herbert Casey	-8	439	348	11	790
1991	Thomas Bailey	-6	76	591	526	1187
1992	James Bostic	819	130	0	0	949
1993	James Bostic	1205	40	0	0	1245
1994	Stephen Davis	1263	92	0	0	1355
1995	Stephen Davis	1068	128	0	0	1196
1996	Robert Baker	4	526	454	230	1214
1997	Tyrone Goodson	0	906	0	0	906
1998	Clifton Robinson	-14	672	198	87	943
1999	Ronney Daniels	0	1068	0	0	1068
2000	Rudi Johnson	1567	70	0	0	1637
2001	Carnell Williams	614	140	190	0	944
2002	Ronnie Brown	1008	166	0	15	1189

* - includes 26 yards in interception returns

SINGLE-GAME HIGHS

Yds	Player	Opponent	Site	Date	Additional Stats
1. 307	Curtis Kuykendall	Miami	Miami, FL	11/24/46	307 rush
2. 292	James Brooks	LSU	Baton Rouge, LA	10/11/80	80 KOR/2 rec/210 rush
3. 290	Bo Jackson	SW Louisiana	Auburn	9/7/85	290 rush
4. 274	James Brooks	Kansas State	Manhattan, KS	9/16/78	39 KOR/9 rec/226 rush
5. 263	Alexander Wright	Pacific	Auburn	9/9/89	263 rec
6. 256	Bo Jackson	Alabama	Birmingham, AL	12/3/83	256 rush
7. 250	Joe Cribbs	Georgia	Auburn	11/18/78	250 rush
8. 249	Rudi Johnson	Louisiana Tech	Auburn	10/21/00	249 rush
	249	Ronney Daniels	Georgia	11/13/99	249 rec
10. 246	Stephen Davis	Arkansas	Auburn	10/29/94	246 rush

Defensive Records

2003 Auburn Football

INDIVIDUAL RECORDS

Most Interceptions By

Game: 3, Brian Robinson vs. Florida (10/15/94) [24 yards];
Shan Morris vs. Mississippi State (10/22/88) [58 yards];
Aundray Bruce vs. Georgia Tech (10/17/87) [77 yards, 1 TD];
Tom Powell vs. Tennessee (9/28/85) [50 yards];
Sonny Ferguson vs. Florida (11/1/69) [51 yards, 1 TD];
Tommy Lorino vs. Alabama (11/30/57) [85 yards, 1 TD];
Johnny Adams vs. Clemson (11/21/53) [51 yards]

Season: 9, Buddy McClinton (1969)

Career: 18, Buddy McClinton (1967-69)

Most Interception Return yards

Game: 108, David Langner vs. UT-Chattanooga (9/18/71) [2 int, 1 TD]

Season: 169, Chris Shelling (1993) [4 int]

Career: 287, David Langner (1971-73) [12 int, 1 TD]

Highest Yards-Per-Interception Average

Game (Min. 2 int.): 54.0, David Langner vs. UT-Chattanooga (9/18/71) [2 for 108 yards]

Season (Min. 4 int.): 42.5, Chris Shelling (1993) [4 for 169 yards]

Career (Min. 6 int.): 29.1, Fob James (1952-55) [7 for 204 yards]

Most Touchdowns On Interception Returns

Game: 1, 42 times [Last: Alex Lincoln vs. Central Florida (1/6/99)]

Season: 2, Ken Alvis (1994); Brian Robinson (1993)

Career: 3, Brian Robinson (1992-94)

Longest Interception Return

Game: 98, John Liptak vs. Georgia (11/15/47)

Game (Since 1950): 96, Calvin Jackson vs. Florida (10/16/93)

Most Total Tackles

Game: 26, Kurt Crain vs. Georgia (11/15/86)

Season: 193, Freddie Smith (1977)

Career: 528, Freddie Smith (1976-79)

Most Solo Tackles

Game: 19, Kurt Crain vs. Georgia (11/15/86)

Season: 105, Freddie Smith (1979)

Career: 289, Gregg Carr (1981-84)

Most Assisted Tackles

Game: 15, Freddie Smith vs. Tennessee (9/25/76)

Season: 87, Quentin Riggins (1989)

Career: 226, Darrel Crawford (1988-91)

Gregg Carr holds the Auburn career record with 289 solo tackles.



TEAM RECORDS

Most Plays Against

Game: 94 vs. Florida (11/1/69)

Fewest Plays Against

Game: 30 vs. Ole Miss (10/5/85)

Most Net Yards Allowed

Game: 625 vs. Florida (10/19/96)

Season: 4307 (1984)

Fewest Net Yards Allowed

Game: -30 vs. Tennessee (9/27/58)

Season: 1330 (1957)

Most Yards-Per-Game Average Allowed

Season: 389.1 (1979)

Lowest Yards-Per-Game Average Allowed

Season: 133.0 (1957)

RUSHING

Most Net Yards Allowed

Game: 515 vs. Ole Miss (11/10/51)

Season: 2973 (1975)

Fewest Net Yards Allowed

Game: -85 vs. Miami (10/26/68)

Season: 674 (1957)

Most Yards-Per-Game Average Allowed

Season: 270.3 (1975)

Lowest Yards-Per-Game Average Allowed

Season: 63.2 (1988)

PASSING

Most Net Yards Allowed

Game: 484 vs. Alabama (11/29/69)

Season: 2631 (1996)

Fewest Net Yards Allowed

Game: -10 vs. Alabama (11/29/52)

Season: 528 (1956)

Most Yards-Per-Game Average Allowed

Season: 239.2 (1996)

Lowest Yards-Per-Game Average Allowed

Season: 52.8 (1956)

Most Pass Interceptions By

Quarter: 5 vs. LSU (9/17/94) [4th Quarter]

Game: 9 vs. Florida (11/1/69)

Season: 34 (1969)

Defensive Records

2003 Auburn Football

SCORING

Most Points Allowed

Game: 68 by Georgia Tech (11/29/17)
 Game (Modern Era): 55 by Alabama (12/4/48)
 Season: 267 (1976)

Fewest Points Allowed

Game: 0, many times [Last: by W. Carolina (9/7/02)]
 Season: 0 (1914)
 Season (Modern Era): 28 (1957)

Highest Points-Per-Game Average Allowed

Season: 26.2 (1948)

Lowest Points-Per-Game Average allowed

Season: 0.0 (1914)
 Season (Modern Era): 2.8 (1957)

Most Touchdowns Allowed

Season: 38 (1950)

Fewest Touchdowns Allowed

Game: 0, many times [Last: by Ball State (9/1/01)]
 Season: 0 (1914)
 Season (Modern Era): 4 (1957)

Most Shutouts By

Season: 9 (1914)
 Season (Modern Era): 6 (1957)

FIRST DOWNS

Most Total First Downs Allowed

Game: 32 vs. Florida (10/19/96)

Darrell Crawford set the career record with 226 assisted tackles.

Fewest Total First Downs Allowed

Game: 0 vs. Tennessee (9/27/58)

TURNOVERS

Most Turnovers Caused

Game: 10 vs. Tulane (10/30/54);
 vs. Clemson (11/21/53)

TEAM SINGLE-SEASON

HIGHS

Pass Interceptions

- 34 (1969)
- 25 (1968)
- 24 (1970)
- 22 (1996)
- 22 (1994)
- 22 (1987)
- 22 (1986)
- 22 (1972)
- 21 (1960)
- 21 (2002)

CAREER LEADERS

Pass Interceptions

Player	Seasons	Yards	Avg	Int
1. Buddy McClinton	1967-69	208	11.6	18
2. Dave Beck	1970-72	142	10.1	14
3. Brian Robinson	1992-94	271	20.8	13
Don Webb	1967-69	142	10.9	13
5. David King	1981-84	145	12.1	12
David Langner	1971-73	287	23.9	12
7. Larry Casher	1997-00	149	13.5	11
Chris Shelling	1991-94	234	21.3	11
Clifford Toney	1978-80	69	6.3	11
Jim McKinney	1972-74	114	10.4	11
Larry Willingham	1968-70	166	15.1	11
Bobby Freeman	1951-54	207	18.8	11

Total Tackles

Player	Seasons	Solo	Asst	TT
1. Freddie Smith	1976-79	323	205	528
2. Gregg Carr	1981-84	289	164	453
3. Darrel Crawford	1988-91	198	226	424
4. Anthony Harris	1992-95	200	200	400
5. Quentin Riggins	1986-89	200	198	398
6. Chris Martin	1979-82	223	151	374
7. Tracy Rucker	1985-88	199	155	354
8. Marcellus Mostella	1993-96	153	183	336
9. Takeo Spikes	1995-97	212	119	331
10. Kurt Crain	1986-87	172	152	324

Solo Tackles

Player	Seasons	TT	Asst	Solo
1. Freddie Smith	1976-79	528	205	323
2. Gregg Carr	1981-84	453	164	289
3. Chris Martin	1979-82	374	151	223
4. Takeo Spikes	1995-97	331	119	212
5. Anthony Harris	1992-95	400	200	200
6. Quentin Riggins	1986-89	398	198	200
7. Tracy Rucker	1985-88	354	155	199
8. Darrel Crawford	1988-91	424	226	198
9. Danny Skutack	1978-81	285	101	184

Assisted Tackles

Player	Seasons	TT	Solo	Asst
1. Darrell Crawford	1988-91	424	198	226
2. Freddie Smith	1976-79	528	323	205
3. Anthony Harris	1992-95	400	200	200
4. Quentin Riggins	1986-89	398	200	198
5. Marcellus Mostella	1993-96	336	153	183
6. Gregg Carr	1981-84	453	289	164
7. Tracy Rucker	1985-88	354	199	155
8. Kurt Crain	1986-87	324	172	152
9. Chris Martin	1979-82	374	223	151
10. Ben Thomas	1981-84	290	146	144
Dontarrious Thomas	2000-02	276	132	144

Sacks (from 1981)

Player	Seasons	Sacks	Total Yds.
1. Gerald Robinson	1982-85	26	150
2. Tracy Rucker	1985-88	21	146
Craig Olgetree	1986-89	21	117
4. Leonardo Carson	1996-99	17	123
Willie Whitehead	1991-94	17	108
6. Marcus Washington	1994-96	16	108
Gary Walker	1993-94	16	95
8. Gerald Williams	1983-85	15	102
Jimmy Brumbaugh	1995-99	15	85
Aundray Bruce	1985-87	15	80



Defensive Records

2003 Auburn Football

INDIVIDUAL SINGLE-GAME HIGHS

Total Tackles


No	Player	Opponent	Site	Date	Additional Stats
1.	26 Kurt Crain	Georgia	Auburn	11/15/86	19 solo, 7 assist
2.	24 Freddie Smith	Tennessee	Birmingham, AL	9/25/76	9 solo, 15 assist
3.	23 Mike Pelton	Vanderbilt	Nashville, TN	10/12/91	13 solo, 10 assist
	23 Quentin Riggins	Florida	Auburn	11/4/89	10 solo, 13 assist
	23 Chris Martin	Alabama	Birmingham, AL	11/29/80	17 solo, 6 assist
	23 Freddie Smith	Mississippi State	Auburn	11/5/77	11 solo, 12 assist
7.	22 Darrel Crawford	Alabama	Auburn	12/2/89	14 solo, 8 assist
	22 Freddie Smith	Mississippi State	Auburn	11/10/79	17 solo, 5 assist
	22 Freddie Smith	Arizona	Auburn	9/10/77	14 solo, 8 assist
	22 Freddie Smith	Baylor	Auburn	9/18/76	17 solo, 5 assist

Solo Tackles

No	Player	Opponent	Site	Date	Additional Stats
1.	19 Kurt Crain	Georgia	Auburn	11/15/86	26 total
2.	17 Chris Martin	Alabama	Birmingham, AL	11/29/80	23 total
	17 Freddie Smith	Mississippi State	Auburn	11/10/79	22 total
	17 Bob Harris	Mississippi State	Starkville, MS	11/11/78	17 total
	17 Freddie Smith	Baylor	Auburn	9/18/76	22 total

Assisted Tackles

No	Player	Opponent	Site	Date	Additional Stats
1.	15 Freddie Smith	Tennessee	Birmingham, AL	9/25/76	24 total
2.	14 Bennie Pierce	Alabama	Birmingham, AL	11/30/91	19 total
3.	13 Bennie Pierce	Southern Miss	Auburn	10/5/91	21 total
	13 Quentin Riggins	Florida	Auburn	11/4/89	23 total
	13 Kurt Crain	Florida State	Auburn	11/7/87	18 total
6.	12 James Willis	Georgia	Auburn	11/17/90	18 total
	12 Darrel Crawford	Tennessee	Knoxville, TN	9/30/89	19 total
	12 Freddie Smith	Mississippi State	Auburn	11/5/77	23 total
	12 Freddie Smith	Ole Miss	Auburn	10/1/77	



Freddie Smith holds five of the top 10 single-game tackle records.

SINGLE-SEASON LEADERS

Pass Interceptions

Player	Year	Yards	Avg	Int
1. Buddy McClinton	1969	92	10.2	9
2. Brian Robinson	1994	140	17.5	8
David Langner	1972	156	19.5	8
4. Larry Willingham	1969	85	12.1	7
5. Tom Powell	1985	114	19.0	6
David King	1982	63	10.5	6
Jim McKinney	1973	48	8.0	6
Roger Mitchell	1973	83	13.8	6
Dave Beck	1972	61	10.2	6
Dave Beck	1970	57	9.5	6
Don Webb	1968	45	7.5	6
Bryant Harvard	1960	113	18.8	6
Bobby Jordan	1952	42	7.0	6
Vince Dooley	1951	79	13.2	6
Dickie Flourney	1949	59	9.8	6

Average Yards Per Interception Return (Min. 3)

Player	Year	Int	Yards	Avg
1. Chris Shelling	1993	4	169	42.5
2. Fob James	1953	3	117	38.0
3. David Langner	1971	3	108	36.0
4. John McGeever	1961	3	95	31.7
5. Fob James	1955	3	86	28.7
6. Tommy Lorino	1957	3	85	28.3
7. Ken Alvis	1994	3	79	26.3
8. Brian Robinson	1993	5	131	26.2
9. Aundray Bruce	1987	3	77	25.7
10. Buddy McClinton	1968	5	120	24.0

LONGEST INTERCEPTION RETURNS

- 98, John Liptak vs. Georgia (11/15/47)
- 96, Calvin Jackson vs. Florida (10/16/93)
- 88, David Langner vs. UT-Chattanooga (9/18/71)
- 81, Lloyd Cheatham vs. Boston College (11/4/39)
- 79, Tommy Lorino vs. Alabama (11/30/57)
- 77, Jayson Bray vs. Tennessee (12/6/97) [SEC]
- 76, Carl Christian vs. Florida (11/30/46)
- 75, Fob James vs. Mississippi State (11/5/55)
- 75, Joe Bob Mitchell vs. Oglethorpe (9/29/34)
- 73, Chris Shelling vs. Georgia (11/13/93)
- 68, George Atkins vs. Clemson (11/21/53)
- 66, Jackie Burkett vs. Alabama (11/30/57)
- 65, Takeo Spikes vs. Louisiana Tech (10/11/97)
- 64, Larry Casher vs. Florida (10/16/99)
- 59, Bryant Harvard vs. Miami (10/22/60)

Total Tackles

Player	Year	Solo	Asst	TT
1. Freddie Smith	1977	114	79	193
2. Kurt Crain	1987	87	81	168
3. Quentin Riggins	1989	78	87	165
4. Freddie Smith	1979	105	57	162
5. Kurt Crain	1986	85	71	156
6. Darrel Crawford	1991	76	77	153
7. Ben Thomas	1984	66	75	141
8. Gregg Carr	1984	100	39	139
9. Takeo Spikes	1997	93	43	136
Gregg Carr	1983	91	45	136

Defensive Records

2003 Auburn Football

Solo Tackles

Player	Year	TT	Asst	Solo
1. Freddie Smith	1977	193	79	114
2. Freddie Smith	1979	162	57	105
3. Gregg Carr	1984	139	39	100
4. Takeo Spikes	1997	136	43	93
5. Gregg Carr	1983	136	45	91
6. Kurt Crain	1987	168	81	87
7. Kurt Crain	1986	156	71	85

Assisted Tackles

Player	Year	TT	Solo	Asst
1. Quentin Riggins	1989	165	78	87
2. Kurt Crain	1987	168	87	81
3. Bennie Pierce	1991	128	48	80
4. Freddie Smith	1977	193	114	79
5. Darrel Crawford	1991	153	76	77
6. Ben Thomas	1984	141	66	75
7. Harold Hallman	1984	130	56	74
8. Karekin Cunningham	1992	124	51	73
9. Kurt Crain	1986	156	85	71

Sacks (from 1981)

Player	Year	Sacks	Total Yds.
1. Gary Walker	1994	11	69
Kevin Greene	1984	11	64
Craig Olgetree	1989	11	62
4. Gerald Robinson	1985	10	71
Mike Pelton	1994	10	61
6. Donnie Humphrey	1981	9	60
7. Leonardo Carson	1998	8.5	52
8. Aundray Bruce	1987	8	48
Gerald Williams	1985	8	26
Gerald Robinson	1984	8	26

YEARLY LEADERS

Pass Interceptions

Year	Player	Int	Yards	Avg
1960	Bryant Harvard	.6	113	18.8
1961	Jimmy Burson	.4	74	18.5
1962	Billy Edge	.2	63	31.5
	George Rose	.2	27	13.5
	David Rawson	.2	5	2.5
1963	Tucker Frederickson	.4	31	7.9
1964	NA			
1965	Bill Cody	.2	51	25.5
	Jack Thornton	.2	4	2.0
1966	four with	.2		
1967	Buddy McClinton	.4	39	9.7
1968	Donald Webb	.6	45	7.5
1969	Buddy McClinton	.9	92	10.2
1970	Dave Beck	.6	57	9.5
1971	Johnny Simmons	.4	30	7.5
1972	David Langner	.8	156	19.5
1973	Roger Mitchell	.6	83	14.0
	Jim McKinney	.6	48	8.0
1974	Jim McKinney	.5	66	13.2
1975	Kim Sellers	.2	38	19.0
1976	Danny Arnold	.2	1	0.5
1977	James McKinney	.5	49	9.8
1978	Clifford Toney	.5	36	7.2
1979	James McKinney	.4	67	16.8
1980	Clifford Toney	.5	23	4.6
1981	David King	.3	44	14.6
1982	David King	.6	63	10.5
1983	David King	.2	40	20.0
	Jimmie Warren	.2	28	14.0
	Victor Beasley	.2	11	5.5

1984	John Dailey	.2	13	6.5
	Jonathan Robinson	.2	1	0.5
1985	Tommie Powell	.6	114	19.0
1986	Chip Powell	.5	94	18.8
	Alvin Briggs	.5	7	1.4
1987	Kurt Crain	.5	38	7.6
1988	Greg Staples	.5	16	3.2
1989	John Wiley	.3	0	0.0
1990	Dennis Wallace	.4	39	9.8
1991	Corey Barlow	.4	32	8.0
	Fred Smith	.4	32	8.0
1992	Chris Shelling	.4	0	0.0
1993	Brian Robinson	.5	131	26.2
1994	Brian Robinson	.8	140	17.5
1995	7 tied with	.1		
1996	Brad Ware	.4	83	20.8
	Jayson Bray	.4	41	10.3
1997	Brad Ware	.4	74	18.5
1998	Brad Ware	.3	0	0.0
	Jayson Bray	.3	11	3.7
	Larry Casher	.3	32	10.7
1999	Larry Casher	.5	117	23.4
2000	Rodney Crayton	.5	15	3.0
2001	Karlos Dansby	.5	41	8.2
2002	Carlos Rogers	.4	48	12.0
	Travaris Robinson	.4	64	16.0

Tackles

Year	Player	Solo	Asst	TT
1976	Freddie Smith	.76	49	125
1977	Freddie Smith	.114	79	193
1978	Harris Rabren	.63	47	110
1979	Freddie Smith	.105	57	162
1980	Chris Martin	.82	42	124
1981	Danny Skutack	.77	48	125
1982	Gregg Carr	.73	52	125
1983	Gregg Carr	.91	45	136
1984	Ben Thomas	.66	75	141
1985	Tracy Rocker	.52	41	93
1986	Kurt Crain	.85	71	156
1987	Kurt Crain	.87	81	168
1988	Quentin Riggins	.61	59	120
1989	Quentin Riggins	.78	87	165
1990	James Willis	.67	56	123
1991	Darrel Crawford	.76	77	153
1992	James Willis	.73	53	126
1993	Jason Miska	.68	57	125
1994	Anthony Harris	.63	53	116
1995	Marcellus Mostella	.62	66	128
1996	Takeo Spikes	.75	44	119
1997	Takeo Spikes	.93	43	136
1998	Leonardo Carson	.50	40	90
1999	Alex Lincoln	.45	47	92
2000	Alex Lincoln	.50	27	77
2001	Dontarrious Thomas	.60	62	122
2002	Mark Brown	.31	66	97

Takeo Spikes (#55)
led Auburn in tackles
in 1996 and 1997.



Kick Return Records

2003 Auburn Football

INDIVIDUAL RECORDS

PUNT RETURNS

Most Punt Returns

Game: 9, Bobby Jordan vs. Clemson (11/22/52) [52 yards]
Season: 42, Thomas Bailey (1991) [591 yards]
Career: 125, Thomas Bailey (1991-94) [1170 yards]

Most Punt Return Yards Gained

Game: 173, Mike Fuller vs. UT-Chattanooga (9/21/74) [3 returns]
Season: 528, Thomas Bailey (1991) [42 returns]
Career: 1170, Thomas Bailey (1991-94) [125 returns]

Highest Yards-Per-Return Average

Game (Min. 3 ret): 57.6, Mike Fuller vs. UT-Chattanooga (9/21/74) [3 for 173 yards]
Season (Min. 10 ret): 19.1, Mike Fuller (1973) [20 for 381 yards]
Season (Min. 25 ret): 16.7, Mike Fuller (1974) [30 for 502 yards]
Career (Min. 25 ret): 17.6, Mike Fuller (1972-74) [50 for 883 yards]
Career (Min. 55 ret): 9.4, Thomas Bailey (1991-94) [125 for 1170 yards]

Most Touchdowns

Game: 2, Mike Fuller vs. UT-Chattanooga (9/21/74)
2, David Langner vs. Alabama (12/2/72)
Season: 3, Mike Fuller (1974)
Career: 3, Mike Fuller (1972-74)

Longest Punt Return

Game: 95, Bobby Freeman vs. Georgia (11/14/53)

KICKOFF RETURNS

Most Kickoff Returns

Game: 6, Robert Beard vs. Alabama (11/27/65) [155 yards]
6, Carnell Williams vs. Louisiana Tech (10/20/01) [150 yards]
Season: 27, James Brooks (1977) [654 yards]
Career: 74, Thomas Bailey (1991-94) [1521 yards]

Most Kickoff Return Yards Gained

Game: 155, Robert Beard vs. Alabama (11/27/65) [6 returns]
Season: 654, James Brooks (1977) [27 returns]
Career: 1726, James Brooks (1977-80) [68 returns]

Highest Yards-Per-Return Average

Game (Min. 3 ret.): 46.3, Tim Carter vs. LSU (9/16/00) [3 for 139 yards]
Season (Min. 10 ret.): 28.1, Rick Neel (1975) [17 for 478 yards]
Season (Min. 20 ret.): 23.9, Markeith Cooper (1997) [20 for 477]
Season (Min. 30 ret.): 20.2, Terry Beasley (1970) [52 for 1051]
Career (Min. 25 ret.): 25.4, James Brooks (1977-80) [68 for 1726 yds.]

Most Touchdowns

Game: 1, 10 times [Last: Tim Carter vs. LSU (9/16/00)]
Season: 1, 10 times [Last: Tim Carter (2000)]
Career: 1, 10 times [Last: Tim Carter (2000)]

Longest Kickoff Return

Game: 110, Lewis Hardage vs. Georgia Tech (11/7/08)
Modern Era: 100, Tim Carter vs. LSU (9/16/00)
100, Sam Dejarnette vs. Mississippi State (10/25/80)
100, Jimmy Burson vs. UT-Chattanooga (10/8/60)
100, Bobby Duke vs. Mississippi State (10/10/53)

TOTAL KICK RETURNS

Most Kick Returns

Season: 66, Thomas Bailey (1991) [42 PR & 24 KOR]
Career: 199#, Thomas Bailey (1991-94) [125 PR & 74 KOR]

Most Return Yards Gained

Season: 1119, Thomas Bailey (1991) [528 PR & 591 KOR]
Career: 2691, Thomas Bailey (1991-94) [1170 PR & 1521 KOR]

— NCAA Record

TEAM RECORDS

PUNT RETURNS

Most Punt Returns

Game: 9 vs. Western Carolina (9/7/02)
9 vs. Wake Forest (9/20/69)
9 vs. Clemson (11/22/52)
Season: 48 (2002)

Most Net Yards Gained

Game: 208 vs. UT-Chattanooga (9/21/74)
Season: 580 (1974)

KICKOFF RETURNS


Most Kickoff Returns

Game: 8 vs. Mississippi State (11/8/52)
8 vs. Alabama (12/4/48)
Season: 43 (1984)

Most Net Yards Gained

Game: 219 vs. Florida (10/29/66)
Season: 882 (1984)

Thomas Bailey holds 10 Auburn punt and kick return records.



Did You Know?

Thomas Bailey tied a then NCAA record with 199 returns (125 punts and 74 kickoffs for 2,690 yards) from 1991-94.

Kick Return Records

2003 Auburn Football

CAREER LEADERS

Punt Returns

Player	Seasons	Avg	Yards	Ret
1. Thomas Bailey	1991-94	9.4	1170	125
2. Trey Gainous	1983-86	9.1	951	105
3. Shane Wasden	1988-90	8.7	717	82
4. Roderick Hood	2000-02	11.2	571	51
5. Mike Fuller	1973-74	17.7	883	50
6. Robert Baker	1995-96	9.7	463	48
7. Joe Cribbs	1976-79	7.6	328	43
Clifton Robinson	1997-00	7.1	307	43
9. Markeith Cooper	1996-99	8.7	364	42
10. Jimmy Carter	1965-67	12.4	473	38

Punt Return Yardage

Player	Seasons	Ret	Avg	Yards
1. Thomas Bailey	1991-94	125	9.4	1170
2. Trey Gainous	1983-86	105	9.1	951
3. Mike Fuller	1973-74	50	17.7	883
4. Shane Wasden	1988-90	82	8.7	717
5. Roderick Hood	2000-02	51	11.2	571
6. Jimmy Carter	1965-67	38	12.4	473
7. Robert Baker	1995-96	48	9.7	463
8. Lionel James	1981-83	25	15.8	394
9. Larry Willingham	1968-70	30	12.4	372
10. Markeith Cooper	1996-99	42	8.7	364

Punt Return Average (Min. 25 returns)

Player	Seasons	Ret	Yards	Avg
1. Mike Fuller	1973-74	50	883	17.66
2. Lionel James	1981-83	25	394	15.76
3. Jimmy Carter	1965-67	38	473	12.45
4. Larry Willingham	1968-70	30	372	12.40
5. Roderick Hood	2000-02	51	571	11.20
6. Robert Baker	1995-96	48	463	9.65
7. Buddy McClinton	1967-69	30	285	9.50
8. Thomas Bailey	1991-94	125	1170	9.36
9. Trey Gainous	1983-86	105	951	9.06
10. Shane Wasden	1988-90	82	717	8.74

Kickoff Returns

Player	Seasons	Avg	Yards	Ret
1. Thomas Bailey	1991-94	20.6	1521	74
2. James Brooks	1977-80	25.4	1726	68
3. Robert Baker	1995-96	21.3	979	46
4. Markeith Cooper	1996-99	23.9	1077	45
5. Roderick Hood	2000-02	19.9	874	44
6. Tim Carter	1998-01	23.9	956	40
7. Brent Fullwood	1983-86	22.1	706	32
8. Rick Neel	1973-75	25.9	673	26
9. Clayton Beauford	1981-84	21.3	491	23
10. Joe Cribbs	1976-79	23.0	507	22

Kickoff Return Yardage

Player	Seasons	Ret	Avg	Yards
1. James Brooks	1977-80	68	25.4	1726
2. Thomas Bailey	1991-94	74	20.6	1521
3. Markeith Cooper	1996-99	45	23.9	1077
4. Robert Baker	1995-96	46	21.3	979
5. Tim Carter	1998-01	40	23.9	956
6. Roderick Hood	2000-02	44	19.9	874
7. Brent Fullwood	1983-86	32	22.1	706
8. Rick Neel	1973-75	26	25.9	673
9. Joe Cribbs	1976-79	22	23.0	507
10. Clayton Beauford	1981-84	23	21.3	491

Kickoff Return Average (Min. 20 returns)

Player	Seasons	Ret	Yards	Avg
1. Rick Neel	1973-75	26	673	25.88
2. James Brooks	1977-80	68	1726	25.38
3. Markeith Cooper	1996-99	45	1077	23.93
4. Tim Carter	1998-01	40	956	23.90
5. Joe Cribbs	1976-79	22	507	23.05
6. Herbert Casey	1989-91	21	473	22.52
7. Mike Fuller	1973-74	21	472	22.48
8. Brent Fullwood	1983-86	32	706	22.06
9. Clayton Beauford	1981-84	23	491	21.35
10. Robert Baker	1995-96	46	979	21.28

SINGLE-SEASON LEADERS

Punt Returns

Player	Year	Avg	Yards	Ret
1. Thomas Bailey	1991	12.6	528	42
2. Jimmy Carter	1967	12.4	473	38
3. Roderick Hood	2002	11.6	417	36
4. Trey Gainous	1984	8.7	277	32
5. Trey Gainous	1985	8.6	267	31
6. Mike Fuller	1974	16.7	502	30
7. Shane Wasden	1990	10.4	302	29
Bobby Beaird	1966	9.3	266	29
9. Thomas Bailey	1994	5.6	158	28
Thomas Bailey	1992	9.8	274	28



Markeith Cooper is ranked in the top five in three kick return records.

Kick Return Records

2003 Auburn Football

Punt Return Yardage

Player	Year	Ret	Avg	Yards
1. Thomas Bailey	1991	42	12.6	528
2. Mike Fuller	1974	30	16.7	502
3. Jimmy Carter	1967	38	12.4	473
4. Roderick Hood	2002	36	11.6	417
5. Lionel James	1982	25	15.7	394
6. Mike Fuller	1973	20	19.1	381
7. Shane Wasden	1990	29	10.4	302
8. Trey Gainous	1984	32	8.7	277
Larry Willingham	1970	22	12.6	277
10. Thomas Bailey	1992	28	9.8	274

Punt Return Average (Min. 10 Returns)

Player	Year	Ret	Yards	Avg
1. Mike Fuller	1973	20	381	19.05
2. Mike Fuller	1974	30	502	16.73
3. Lionel James	1982	25	394	15.76
4. Freddy Weygand	1987	13	180	13.85
5. David Langner	1972	12	165	13.75
6. Thomas Bailey	1991	42	528	12.57
7. Larry Willingham	1970	22	277	12.59
8. Jimmy Carter	1967	38	473	12.45
9. Roderick Hood	2002	36	417	11.58
10. Trey Gainous	1983	15	170	11.33

Kickoff Returns

Player	Year	Avg	Yards	Ret
1. James Brooks	1977	24.2	654	27
2. Thomas Bailey	1993	19.4	504	26
3. Robert Baker	1995	21.0	525	25
4. Markeith Cooper	1998	24.8	447	18
5. Thomas Bailey	1991	24.6	591	24
6. Brent Fullwood	1984	23.1	509	22
7. Roderick Hood	2002	19.8	416	21
Robert Baker	1996	21.6	454	21
James Brooks	1979	27.5	577	21
Joe Cribbs	1976	23.3	490	21

Kickoff Return Yardage

Player	Year	Ret	Avg	Yards
1. James Brooks	1977	27	24.2	654
2. Thomas Bailey	1991	24	24.6	591
3. James Brooks	1979	21	27.5	577
4. Robert Baker	1995	25	21.0	525
5. Brent Fullwood	1984	22	23.1	509
6. Thomas Bailey	1993	26	19.4	504
7. Joe Cribbs	1976	21	23.3	490
8. Rick Neel	1975	17	28.1	478
9. Markeith Cooper	1997	20	23.9	477
10. Tim Carter	2000	19	24.3	461

Kickoff Return Average (Min. 10 Returns)

Player	Year	Ret	Yards	Avg
1. David Langner	1972	13	369	28.28
2. Rick Neel	1975	17	478	28.12
3. James Brooks	1979	21	577	27.48
4. Mike Fuller	1973	16	420	26.25
5. Markeith Cooper	1998	18	447	24.83
6. Thomas Bailey	1991	24	591	24.63
7. Tim Carter	2000	19	461	24.26
8. James Brooks	1977	27	654	24.22
9. Tim Carter	2001	13	311	23.90
10. Markeith Cooper	1997	20	477	23.85


LONGEST KICK RETURNS

Punt Returns

- 95, Bobby Freeman vs. Georgia (11/14/53)
- 89, James Owens vs. Florida (10/31/70)
- 83, Thomas Bailey vs. Ole Miss (9/14/91)
- 81, Trey Gainous vs. Tennessee (9/24/83)
- 79, Robert Baker vs. South Carolina (10/5/96)
- 73, George Rose vs. UT-Chattanooga (10/12/63)
- 72, Shane Wasden vs. Vanderbilt (10/13/90)
- 70, Larry Willingham vs. Wake Forest (9/20/69)
- 69, Freddie Weygand vs. Kansas (9/12/87)
- 63, Mike Fuller vs. UT-Chattanooga (9/21/74)
- 61, Jimmy Carter vs. Clemson (10/14/67)
- 55, Mike Fuller vs. UT-Chattanooga (9/21/74)

Kickoff Returns

- 110, Lewis Hardage vs. Georgia Tech (11/7/08)
- 100, Tim Carter vs. LSU (9/16/00)
- 100, Sam DeJarnette vs. Mississippi State (10/25/80)
- 100, Jimmy Burson vs. UT-Chattanooga (10/8/60)
- 100, Bobby Duke vs. Mississippi State (10/10/53)
- 96, Brent Fullwood vs. Southern Miss (9/22/84)
- 96, Mike Fuller vs. Georgia (11/17/73)
- 96, Spec Kelly vs. Mississippi State (10/14/38)
- 94, James Brooks vs. Duke (9/20/80)
- 92, Rick Neel vs. Florida State (10/25/75)
- 90, Billy Ball vs. Clemson (11/22/47)
- 89, Larry Ellis vs. Florida (10/29/66)
- 88, James Pettus vs. Kentucky (10/10/59)
- 87, Ray Pelfrey vs. Louisiana Tech (10/2/48)
- 84, Wallace Clark vs. Kentucky (10/3/70)



James Brooks holds school records in kick-off returns (27) and kickoff return yardage (654).

Did You Know?

Mike Fuller (1972-74) holds the Auburn record with a career punt return average of 17.7 yards. The average ranks fifth all-time in the NCAA records.

Kick Return Records

2003 Auburn Football

YEARLY LEADERS

Punt Return Yards

Year	Player	No	Yards	Avg
1966	Bobby Beard	29	266	9.3
1967	Jimmy Carter	38	473	12.4
1968	Donald Webb	26	178	6.8
1969	Buddy McClinton	19	204	10.7
1970	Larry Willingham	22	277	12.6
1971	James Owens	3	185	61.7
1972	David Langner	12	165	13.8
1973	Mike Fuller	20	381	19.1
1974	Mike Fuller	30	502	16.7
1975	Rick Neel	20	129	6.5
1976	Joe Cribbs	10	80	8.0
1977	James Brooks	10	72	7.2
1978	Joe Cribbs	11	84	7.6
1979	Joe Cribbs	20	145	7.3
1980	Darryl Wilks	9	77	8.6
1981	Chuck Clanton	9	90	10.0
1982	Lionel James	25	394	15.7
1983	Trey Gainous	15	170	11.3
1984	Trey Gainous	32	277	8.7
1985	Trey Gainous	31	267	8.6
1986	Trey Gainous	27	237	8.9
1987	Freddy Weygand	13	180	13.8
1988	Shane Wasden	27	199	7.4
1989	Shane Wasden	26	216	8.3
1990	Shane Wasden	29	302	10.4
1991	Thomas Bailey	42	528	12.6
1992	Thomas Bailey	28	274	9.8
1993	Thomas Bailey	27	210	7.8
1994	Thomas Bailey	28	158	5.6
1995	Robert Baker	25	233	9.3
1996	Robert Baker	23	230	10.0
1997	Markeith Cooper	14	142	10.1
1998	Clifton Robinson	13	87	6.7
1999	Markeith Cooper	17	171	10.1
2000	Clifton Robinson	24	169	7.0
2001	Joe Walkins	15	167	11.1
2002	Roderick Hood	36	417	11.6

Trey Gainous led Auburn in punt returns four consecutive seasons (1983-86).



Did You Know?

An Auburn player has never returned more than one kickoff for a touchdown in their career. In Auburn's history, only 11 kickoffs have been returned for a score.

Kickoff Return Yards

Year	Player	No	Yards	Avg
1966	Larry Ellis	11	246	22.4
1967	Freddie Hyatt	17	381	22.4
1968	Mark Currier	16	374	23.3
1969	Mickey Zofko	8	194	24.2
1970	Wallace Clark	6	185	30.8
1971	James Owens	9	254	28.2
1972	David Langner	13	369	28.4
1973	Mike Fuller	16	420	26.3
1974	Rick Neel	9	195	21.7
1975	Rick Neel	17	478	28.1
1976	Joe Cribbs	21	490	23.3
1977	James Brooks	27	654	24.2
1978	James Brooks	12	269	22.4
1979	James Brooks	21	577	27.5
1980	James Brooks	8	226	28.3
1981	Clayton Beauford	18	389	21.6
1982	Bo Jackson	7	154	21.3
1983	Bo Jackson	7	163	23.3
1984	Brent Fullwood	22	509	23.1
1985	Brent Fullwood	10	197	19.7
1986	Tommy Agee	10	215	21.5
1987	Freddy Weygand	9	194	21.6
1988	Alexander Wright	10	226	22.6
1989	Alexander Wright	5	180	36.0
1990	Herbert Casey	15	348	23.2
1991	Thomas Bailey	24	591	24.6
1992	Thomas Bailey	11	209	19.0
1993	Thomas Bailey	26	504	19.4
1994	Thomas Bailey	13	217	16.7
1995	Robert Baker	25	525	21.0
1996	Robert Baker	21	454	21.6
1997	Markeith Cooper	20	477	23.9
1998	Markeith Cooper	18	447	24.8
1999	Travaris Robinson	14	316	22.6
2000	Tim Carter	19	461	24.3
2001	Roderick Hood	18	323	17.9
2002	Roderick Hood	21	416	19.8



Alexander Wright averaged 36.0 yards per kick return in 1989.

Passing Records

2003 Auburn Football

TEAM RECORDS

Most Attempts

Game: 58 vs. Tennessee (9/29/90)
Season: 364 (1990)

Fewest Attempts

Game: 2 vs. Miami (10/4/74)
Season: 85 (1955)

Most Completions

Game: 30 vs. Tennessee (9/29/90); vs. Georgia Tech (10/17/87)
Season: 217 (1997)

Fewest Completions

Game: 0 vs. Miami (10/4/74)
Season: 43 (1974)

Highest Completion Percentage

Game (Min. 10 att.): 85.7 vs. Wofford (10/11/52) [12-of-14]
Game (Min. 20 att.): 78.2 vs. Idaho (9/11/99) [18-of-23]
Game (Min. 30 att.): 75.6 vs. Georgia Tech (10/16/71) [25-of-34]
Game (Min. 40 att.): 69.0 vs. Miss. State (10/12/96) [29-of-42]
Game (Min. 50 att.): 54.9 vs. Florida (10/15/94) [28-of-51]
Season (Min. 75 att.): 65.4 (1987) [178-of-267]

Most Yards Gained

Game: 442 vs. Florida (10/31/70)
Season: 3282 (1997)

Fewest Yards Gained

Game: -2 vs. Tulane (10/25/47)
Season: 504 (1959)

Highest Yards-Per-Game Average

Season: 288.5 (1970) [2885 in 10 games]

Lowest Yards-Per-Game Average

Season: 50.4 (1959) [504 in 10 games]

Most Touchdowns Thrown

Game: 5 vs. Mississippi State (10/12/96) and vs. Louisiana Tech (10/20/01)
Season: 24 (1971)

Fewest Touchdowns Thrown

Season: 0 (1950)

Most Interceptions Thrown

Game: 7 vs. Alabama (11/27/65); vs. Vanderbilt (10/29/48)
Season: 29 (1948)

Fewest Interceptions Thrown

Season: 2 (1982)

Most Passes Without an Interception Thrown

Game: 51 vs. Florida (10/15/94)

TEAM SINGLE-SEASON HIGHS

Passing Yardage

- 3282 (1997)
- 2891 (1995)
- 2885 (1970)
- 2574 (1996)
- 2493 (1999)
- 2462 (1990)
- 2419 (1988)
- 2417 (1994)
- 2390 (2002)
- 2369 (1987)

Pass Completions

- 233 (1995)
- 217 (1997)
- 208 (2000)
- 202 (1999)
- 197 (1987)
- 196 (1990)
- 190 (1996)
- 185 (1994)
- 182 (1988)
- 181 (1970)

Passing Yards Per Game

- 288.5 (1970)
- 273.5 (1997)
- 262.8 (1995)
- 234.0 (1996)
- 227.7 (1971)
- 226.6 (1999)
- 223.8 (1990)
- 219.9 (1988)
- 219.7 (1994)
- 215.4 (1987)

Pass Completion Pct.

- 65.4 (1987)
- 62.1 (1995)
- 60.4 (1993)
- 60.3 (1988)
- 58.8 (2000)
- 58.7 (2001)
- 58.3 (1999)
- 58.2 (2002)
- 58.2 (1970)
- 57.8 (1989)

Pass Attempts

- 406 (1997)
- 375 (1995)
- 364 (1990)
- 354 (2000)
- 348 (1996)
- 346 (1999)
- 330 (1994)
- 325 (1991)
- 316 (1992)
- 316 (1971)

Passing Touchdowns

- 24 (1971)
- 19 (1996)
- 19 (1995)
- 19 (1999)
- 18 (2002)
- 18 (1997)
- 18 (1969)
- 17 (1970)
- 16 (1987)
- 15 (1993)

TEAM SINGLE-GAME HIGHS

Passing Yards

	Yds	Opponent	Site	Date	Additional Stats
1.	442	Florida	Gainesville, FL	10/31/70	24-of-34, 4 TD
2.	429	Mississippi State	Starkville, MS	10/12/96	29-of-42, 5 TD
3.	416	Georgia	Athens, GA	11/13/99	24-of-32, 4 TD
4.	387	Arkansas	Little Rock, AR	10/28/95	34-of-52, 2 TD
5.	381	Louisiana Tech	Auburn	10/20/01	28-of-48, 5 TD
5.	373	Ole Miss	Auburn	9/2/95	29-of-41, 2 TD
6.	371	Kansas	Auburn	9/17/88	19-of-27, 4 TD
7.	370	Army [Indy]	Shreveport, LA	12/31/96	24-of-42, 2 TD
8.	360	Louisiana Tech	Auburn	10/11/97	21-of-34, 4 TD
	360	Central Florida	Auburn	9/27/97	27-of-40, 2 TD
10.	352	Pacific	Auburn	9/9/89	16-of-25, 5 TD
11.	351	Indiana [Peach]	Atlanta, GA	12/29/90	31-of-48, 3 TD
	351	Ole Miss [Gator]	Jacksonville, FL	1/2/71	27-of-43, 2 TD
13.	350	Ole Miss	Oxford, MS	9/5/92	24-of-43, 2 TD

Passing Records

2003 Auburn Football

INDIVIDUAL RECORDS

Most Attempts

Game: 58, Stan White vs. Tennessee (9/29/90)
Season: 403, Dameyune Craig (1997)
Career: 1231, Stan White (1990-93)

Most Completions

Game: 34, Patrick Nix vs. Arkansas (10/28/95) [52 att.]
Season: 216, Dameyune Craig (1997) [403 att.]
Career: 659, Stan White (1990-93) [1231 att.]

Most Consecutive Completions

Game: 16, Stan White vs. New Mexico St. (1993)

Highest Completion Percentage

Game (Min. 10 att.): 90.0, Reggie Slack vs. Pacific (9/9/89) [9-of-10]; Lloyd Nix vs. Georgia (11/16/57) [9-of-10]
Game (Min. 15 att.): 84.2, Ben Leard vs. Idaho (9/11/99) [16-of-19]
Game (Min. 20 att.): 79.2, Dameyune Craig vs. Fresno State (9/7/96) [19-of-24]
Season (Min. 50 att.): 70.7, Ben Leard (1999) [111-of-157]
Season (Min. 100 att.): 70.7, Ben Leard (1999) [111-of-157]
Career (Min. 150 att.): 61.5, Jeff Burger (1984-87) [331-of-538]
Career (Min. 300 att.): 61.5, Jeff Burger (1984-87) [331-of-538]

Most Yards Gained

Game: 416, Ben Leard vs. Georgia (11/13/99)
Season: 3277, Dameyune Craig (1997)
Career: 8016, Stan White (1990-93)

Most Touchdowns Thrown

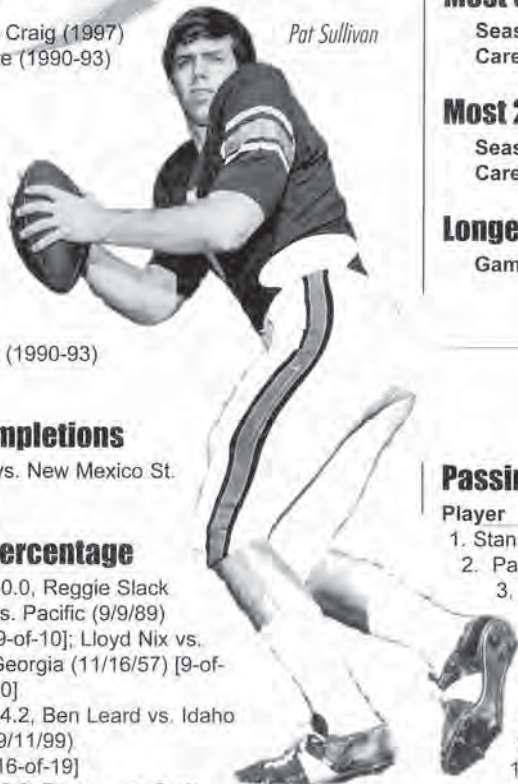
Game: 5, Daniel Cobb vs. Louisiana Tech (10/20/01)
Season: 20, Pat Sullivan (1971)
Career: 53, Pat Sullivan (1969-71)

Most Consecutive Games Throwing a TD

Season: 8, Dameyune Craig (1997)
Career: 13, Dameyune Craig (1996-97)

Most Interceptions Thrown

Game: 7, Alex Bowden vs. Alabama (11/27/65)
 6, Allan Parks vs. Georgia (11/17/51)
 5, Pat Sullivan vs. Tennessee (9/27/69)
 5, Loran Carter vs. Alabama (11/30/68)
Season: 21, Loran Carter (1968)
Career: 52, Stan White (1990-93)



Pat Sullivan

Most Consecutive Attempts Without an Interception

Game: 51, Patrick Nix vs. Florida (10/15/94)
Season: 156, Ben Leard (1999)

Most 300-Yard Games

Season: 5, Pat Sullivan (1970)
Career: 6, Dameyune Craig (1994-97)

Most 200-Yard Games

Season: 12, Dameyune Craig (1997)
Career: 21, Pat Sullivan (1969-71)

Longest Pass Completion

Game: 85, Reggie Slack to James Joseph vs. Kansas (9/17/88); Pat Sullivan to Alvin Bresler vs. Georgia Tech (10/17/70)

CAREER LEADERS

Passing Yardage

Player	Seasons	Att	Comp	Pct	Yards
1. Stan White	1990-93	1231	659	.535	8016
2. Pat Sullivan	1969-71	819	452	.552	6284
3. Dameyune Craig	1994-97	782	427	.546	6026
4. Patrick Nix	1992-95	656	386	.588	4957
5. Reggie Slack	1986-89	585	346	.591	4697
6. Ben Leard	1997-00	592	359	.606	4289
7. Jeff Burger	1984-87	538	331	.615	4082
8. Loran Carter	1966-68	476	221	.464	3129
9. Travis Tidwell	1946-49	415	198	.477	2824
10. Daniel Cobb	2000-02	314	170	.541	2350

Passing Yardage Per Game (min. 20 games)

Player	Seasons	Yards	Games	Yds/Gm
1. Pat Sullivan	1969-71	6284	30	209.47
2. Stan White	1990-93	8016	44	182.18
3. Patrick Nix	1992-95	4957	32	154.91
4. Reggie Slack	1986-89	4697	31	151.52
5. Ben Leard	1997-00	4289	29	147.90
6. Dameyune Craig	1994-97	6026	41	146.98
7. Jeff Burger	1984-87	4082	29	140.76
8. Loran Carter	1966-68	3129	23	136.04
9. Daniel Cobb	2000-02	2350	20	117.50
10. Jason Campbell	2001-02	2332	23	101.39

Passing Attempts

Player	Seasons	Comp	Yards	Att
1. Stan White	1990-93	659	8016	1231
2. Pat Sullivan	1969-71	452	6284	819
3. Dameyune Craig	1994-97	427	6026	782
4. Patrick Nix	1992-95	386	4957	656
5. Ben Leard	1997-00	359	4289	592
6. Reggie Slack	1986-89	346	4697	585
7. Jeff Burger	1984-87	331	4082	538
8. Loran Carter	1966-68	221	3129	476
9. Travis Tidwell	1946-49	198	2824	415
10. Phil Gargis	1973-76	152	2036	341

Passing Records

2003 Auburn Football

Pass Attempts Per Game (min. 20 games)

Player	Seasons	Att	Games	Att/Gm
1. Stan White	1990-93	1231	44	27.977
2. Pat Sullivan	1969-71	819	30	27.300
3. Loran Carter	1966-68	476	23	20.696
4. Patrick Nix	1992-95	656	32	20.500
5. Ben Leard	1997-00	592	29	20.414
6. Dameyune Craig	1994-97	782	41	19.073
7. Reggie Slack	1986-89	585	31	18.871
8. Jeff Burger	1984-87	538	29	18.552
9. Daniel Cobb	2000-02	314	20	15.700
10. Jason Campbell	2001-02	291	23	12.652

Yards Per Attempt (min. 200 attempts)

Player	Seasons	Att	Yards	Yds/Att
1. Reggie Slack	1986-89	585	4697	8.029
2. Jason Campbell	2001-02	291	2332	8.013
3. Dameyune Craig	1994-97	782	6026	7.706
4. Pat Sullivan	1969-71	819	6284	7.673
5. Jeff Burger	1984-87	538	4082	7.587
6. Patrick Nix	1992-95	656	4957	7.556
7. Daniel Cobb	2000-02	314	2350	7.484
8. Ben Leard	1997-00	592	4289	7.245
9. Charlie Trotman	1976-79	289	2024	7.003
10. Travis Tidwell	1946-49	415	2824	6.805

Pass Completions

Player	Seasons	Att	Yards	Comp
1. Stan White	1990-93	1231	8016	659
2. Pat Sullivan	1969-71	819	6284	452
3. Dameyune Craig	1994-97	782	6026	427
4. Patrick Nix	1992-95	656	4957	386
5. Ben Leard	1997-00	592	4289	359
6. Reggie Slack	1986-89	585	4697	346
7. Jeff Burger	1984-87	538	4082	331
8. Loran Carter	1966-68	476	3129	221
9. Travis Tidwell	1946-49	415	2824	198
10. Jason Campbell	2001-02	291	2332	183



Stan White holds Auburn records in pass completions and touchdown passes.

Did You Know?

Pat Sullivan led the nation in total offense in 1970.

Pass Completions Per Game (min. 20 games)

Player	Seasons	Comp	Games	Comp/Gm
1. Pat Sullivan	1969-70	452	30	15.067
2. Stan White	1990-93	659	45	14.644
3. Ben Leard	1997-00	359	29	12.379
4. Patrick Nix	1992-95	386	32	12.063
5. Jeff Burger	1984-87	331	29	11.414
6. Reggie Slack	1986-89	346	31	11.161
7. Dameyune Craig	1994-97	427	41	10.415
8. Loran Carter	1966-68	221	23	9.609
9. Daniel Cobb	2000-02	170	20	8.500
10. Jason Campbell	2001-02	183	23	7.957

Completion Percentage (Min. 150 Attempts)

Player	Seasons	Att	Comp	Pct
1. Jason Campbell	2001-02	291	183	.629
2. Jeff Burger	1984-87	538	331	.615
3. Ben Leard	1997-00	592	359	.606
4. Reggie Slack	1986-89	585	346	.591
5. Patrick Nix	1992-95	656	386	.588
6. Pat Sullivan	1969-71	819	452	.552
7. Dameyune Craig	1994-97	782	427	.546
8. Daniel Cobb	2000-02	314	170	.541
9. Stan White	1990-93	1231	659	.535
10. Randy Campbell	1981-83	300	159	.530

Yards Per Completion (Min. 100 Completions)

Player	Seasons	Comp	Yards	Yds/Comp
1. Charlie Trotman	1976-79	134	2024	15.104
2. Pat Washington	1982-85	145	2092	14.428
3. Travis Tidwell	1946-49	198	2824	14.263
4. Loran Carter	1966-68	221	3129	14.158
5. Dameyune Craig	1994-97	427	6026	14.112
6. Pat Sullivan	1969-71	452	6284	13.841
7. Daniel Cobb	2000-02	170	2350	13.824
8. Reggie Slack	1986-89	346	4697	13.575
9. Phil Gargis	1973-76	152	2036	13.395
10. Patrick Nix	1992-95	386	4957	12.842

Touchdown Passes

Player	Seasons	Yards	Int	TD
1. Pat Sullivan	1969-71	6284	39	53
2. Stan White	1990-93	8016	52	40
3. Dameyune Craig	1994-97	6026	24	39
4. Patrick Nix	1992-95	4957	16	31
5. Ben Leard	1997-00	4289	18	28
6. Loran Carter	1966-68	3129	47	25
7. Jeff Burger	1984-87	4082	21	24
8. Reggie Slack	1986-89	4697	23	23
9. Jason Campbell	2001-02	2332	9	15
10. Daniel Cobb	2000-02	2350	12	14
Phil Gargis	1973-76	2036	29	14

Touchdown Passes Per Game

Player	Seasons	TD	Games	TD/Gm
1. Pat Sullivan	1969-71	53	30	1.767
2. Loran Carter	1966-68	25	23	1.087
3. Patrick Nix	1992-95	31	32	0.969
4. Ben Leard	1997-00	28	29	0.966
5. Dameyune Craig	1994-97	39	41	0.951
6. Stan White	1990-93	40	45	0.889
7. Jeff Burger	1984-87	24	29	0.828

Passing Records

2003 Auburn Football

Interceptions Thrown

Player	Seasons	Att	TD	Int
1. Stan White	1990-93	1231	40	52
2. Loran Carter	1966-68	476	25	47
3. Pat Sullivan	1969-71	819	53	39
4. Phil Gargis	1973-76	341	14	29
5. Travis Tidwell	1946-49	415	13	26
6. Dameyune Craig	1994-97	782	39	24
7. Reggie Slack	1986-89	585	23	23
Jimmy Sidle	1962-64	332	9	23
9. Jeff Burger	1984-87	538	24	21
10. Charlie Trotman	1976-79	289	13	20

Lowest Interception Percentage (Min. 300 Attempts)

Player	Seasons	Int	Att	Pct
1. Randy Campbell	1981-83	5	300	.0167
2. Patrick Nix	1992-95	16	656	.0244
3. Ben Leard	1997-00	18	592	.0304
4. Dameyune Craig	1994-97	24	782	.0307
5. Jeff Burger	1984-87	21	538	.0390
6. Reggie Slack	1986-89	23	585	.0393
7. Stan White	1990-93	52	1231	.0422

Passing Efficiency (Min. 300 Attempts)

Player	Seasons	Comp	Att	Pct	Yards	TD	Int	Rating
1. Patrick Nix	1992-95	386	656	.588	4957	31	16	133.02
2. Jeff Burger	1984-87	331	538	.615	4082	24	21	132.17
3. Pat Sullivan	1969-71	452	819	.552	6284	53	39	132.04
4. Reggie Slack	1986-89	346	585	.591	4697	23	23	131.70
5. Ben Leard	1997-00	359	592	.606	4289	28	18	131.03
6. Dameyune Craig	1994-97	427	782	.546	6026	39	24	129.65
7. Daniel Cobb	2000-02	314	170	.541	2350	14	12	124.10
8. Randy Campbell	1981-83	159	300	.530	1934	12	5	117.02
9. Stan White	1990-93	659	1231	.535	8016	40	52	110.51
10. Travis Tidwell	1946-49	198	415	.477	2824	13	26	102.68

INDIVIDUAL SINGLE-SEASON HIGHS

Passing Yardage

Player	Year	Att	Comp	Pct	Yards
1. Dameyune Craig	1997	403	216	.536	3277
2. Pat Sullivan	1970	281	167	.594	2586
3. Patrick Nix	1995	331	201	.607	2574
4. Dameyune Craig	1996	310	169	.545	2296
5. Stan White	1990	338	180	.533	2242
6. Reggie Slack	1988	279	168	.602	2230
7. Patrick Nix	1994	299	169	.565	2206
8. Ben Leard	2000	319	193	.605	2158
9. Jeff Burger	1987	267	178	.667	2066
10. Stan White	1993	271	164	.605	2057

Passing Yardage Per Game


Player	Year	Yards	Games	Yds/Gm
1. Dameyune Craig	1997	3277	12	273.1
2. Pat Sullivan	1970	2586	10	258.6
3. Patrick Nix	1995	2574	11	234.0
4. Dameyune Craig	1996	2296	11	208.7
5. Jeff Burger	1987	2066	10	206.6
6. Stan White	1990	2242	11	203.8
7. Ben Leard	1999	1423	7	203.3
8. Reggie Slack	1988	2230	11	202.7
9. Pat Sullivan	1971	2012	10	201.2
10. Patrick Nix	1994	2206	11	200.5

Pass Attempts

Player	Year	Yards	Pct	Comp	Att
1. Dameyune Craig	1997	3277	.536	216	403
2. Stan White	1990	2242	.533	180	338
3. Patrick Nix	1995	2574	.607	201	331
4. Ben Leard	2000	2158	.605	193	319
5. Stan White	1991	1927	.498	158	317
6. Dameyune Craig	1996	2296	.545	169	310
7. Stan White	1992	1790	.515	157	305
8. Patrick Nix	1994	2206	.565	169	299
9. Pat Sullivan	1971	2012	.577	162	281
Pat Sullivan	1970	2586	.594	167	281

Pass Attempts Per Game

Player	Year	Att	Games	Att/Gm
1. Dameyune Craig	1997	403	12	33.583
2. Stan White	1990	338	11	30.727
3. Patrick Nix	1995	331	11	30.091
4. Stan White	1991	317	11	28.818
5. Dameyune Craig	1996	310	11	28.182
6. Pat Sullivan	1971	281	10	28.100
Pat Sullivan	1970	281	10	28.100
8. Stan White	1992	305	11	27.727
9. Patrick Nix	1994	299	11	27.182
10. Jeff Burger	1987	267	10	26.700



Pat Sullivan still holds three Auburn single-season records.

Did You Know?

Auburn led the nation in passing offense in 1970, averaging 288.5 yards per game.

Passing Records

2003 Auburn Football

Yards Per Attempt (min. 150 Attempts)

Player	Year	Att	Yards	Yds/Att
1. Pat Sullivan	1970	281	2586	9.203
2. Ben Leard	1999	157	1423	9.064
3. Dameyune Craig	1997	403	3277	8.132
4. Reggie Slack	1988	279	2230	7.993
5. Reggie Slack	1989	252	1996	7.921
6. Daniel Cobb	2002	150	1175	7.833
7. Patrick Nix	1995	331	2574	7.776
8. Jeff Burger	1987	267	2066	7.738
9. Jeff Burger	1986	222	1671	7.527
10. Stan White	1993	271	2037	7.517

Pass Completions

Player	Year	Att	Yards	Comp
1. Dameyune Craig	1997	403	3277	216
2. Patrick Nix	1995	331	2574	201
3. Ben Leard	2000	319	2158	193
4. Stan White	1990	338	2242	180
5. Jeff Burger	1987	267	2066	178
6. Dameyune Craig	1996	310	2296	169
Patrick Nix	1994	299	2206	169
8. Reggie Slack	1988	279	2230	168
9. Pat Sullivan	1970	281	2586	167
10. Stan White	1993	271	2057	164

Pass Completions Per Game

Player	Year	Comp	Games	Comp/Gm
1. Patrick Nix	1995	201	11	18.273
2. Dameyune Craig	1997	216	12	18.000
3. Jeff Burger	1987	178	10	17.800
4. Pat Sullivan	1970	167	10	16.700
5. Stan White	1990	180	11	16.364
6. Pat Sullivan	1971	162	10	16.200
7. Ben Leard	2000	193	12	16.083
8. Ben Leard	1999	157	7	15.857
9. Dameyune Craig	1996	169	11	15.364
Patrick Nix	1994	169	11	15.364

Completion Percentage (Min. 100 Attempts)

Player	Year	Att	Comp	Pct
1. Ben Leard	1999	157	111	.707
2. Jeff Burger	1987	267	178	.667
3. Jason Campbell	2002	149	94	.631
4. Jason Campbell	2001	142	89	.627
5. Patrick Nix	1995	331	201	.607
6. Stan White	1993	271	164	.605
7. Ben Leard	2000	319	193	.605
8. Reggie Slack	1988	279	168	.602
9. Pat Sullivan	1970	281	167	.594
10. Reggie Slack	1989	252	148	.587

Yards Per Completion (Min. 75 completions)

Player	Year	Comp	Yards	Yds/Comp
1. Pat Washington	1984	77	1202	15.610
2. Pat Sullivan	1970	167	2586	15.485
3. Loran Carter	1967	86	1307	15.198
4. Dameyune Craig	1997	216	3277	15.171
5. Daniel Cobb	2002	80	1175	14.689
6. Phil Gargis	1976	80	1118	13.975
7. Gabe Gross	1998	88	1222	13.886
8. Pat Sullivan	1969	123	1686	13.707
9. Dameyune Craig	1996	169	2296	13.586
10. Reggie Slack	1989	148	1996	13.486

Touchdown Passes

Player	Year	Att	Comp	Yards	TD
1. Pat Sullivan	1971	281	162	2012	20
2. Dameyune Craig	1997	403	216	3277	18
3. Pat Sullivan	1970	281	167	2586	17
4. Dameyune Craig	1996	310	169	2296	16
Pat Sullivan	1969	257	123	1686	16
6. Patrick Nix	1995	331	201	2574	15
7. Stan White	1990	338	180	2242	14
Loran Carter	1968	248	112	1487	14
9. Patrick Nix	1994	299	169	2206	13
Stan White	1993	271	164	2057	13
Jeff Burger	1987	267	178	2066	13

Touchdown Passes Per Game

Player	Year	TD	Games	TD/Gm
1. Pat Sullivan	1971	20	10	2.00
2. Ben Leard	1999	12	7	1.71
3. Pat Sullivan	1970	17	10	1.70
4. Pat Sullivan	1969	16	10	1.60
5. Dameyune Craig	1997	18	12	1.50
6. Dameyune Craig	1996	16	11	1.45
7. Loran Carter	1968	14	10	1.40
8. Patrick Nix	1994	15	11	1.36

Interceptions Thrown

Player	Year	Att	TD	Int
1. Loran Carter	1968	248	14	21
2. Loran Carter	1967	178	9	17
3. Stan White	1992	305	5	16
Dudley Spence	1952	135	8	16
5. Alex Bowden	1965	127	9	15
6. Stan White	1991	317	8	14
Stan White	1990	338	14	14
8. Dameyune Craig	1997	403	18	13
Phil Gargis	1976	166	7	13
10. Pat Sullivan	1969	281	16	12
Allan Parks	1951	150	4	12
Russell Inman	1948	52	NA	12
Gabe Gross	1998	197	7	12

Highest TD/Interception Ratio (Min. 150 Attempts)

Player	Year	TD	Int	Ratio
1. Ben Leard	1999	12	1	12.00
2. Randy Campbell	1982	7	2	3.500
3. Patrick Nix	1994	13	7	1.857
4. Pat Sullivan	1971	20	11	1.818
5. Patrick Nix	1995	15	9	1.667
6. Stan White	1993	13	8	1.625
7. Dameyune Craig	1996	16	10	1.600
8. Jeff Burger	1987	13	9	1.444
9. Pat Sullivan	1970	17	12	1.417
10. Dameyune Craig	1997	18	13	1.385

Passing Efficiency (Min. 70 Attempts)

Player	Year	Comp	Att	Pct	Yards	TD	Int	Rating
1. Ben Leard	1999	111	157	.707	1423	12	1	170.78
2. Jason Campbell	2002	94	149	.631	1215	11	5	149.23
3. Pat Sullivan	1970	167	281	.594	2586	17	12	148.16
4. Jeff Burger	1987	178	267	.667	2066	13	9	140.99
5. Patrick Nix	1995	201	331	.607	2574	15	9	135.60
6. Stan White	1993	164	271	.605	2057	13	8	134.20
7. Pat Sullivan	1971	162	281	.576	2012	20	11	133.46
8. Jason Campbell	2001	89	142	.627	1117	4	4	132.41
9. Reggie Slack	1989	148	252	.587	1996	11	10	131.73
10. Dameyune Craig	1997	216	403	.536	3277	18	13	130.19

Passing Records

2003 Auburn Football

INDIVIDUAL SINGLE-GAME HIGHS

Pass Attempts

Att Player	Opponent	Site	Date	Additional Stats
1. 58 Stan White	Tennessee	Auburn	9/29/90	30 comp., 338 yds.
2. 54 Dameyune Craig	Mississippi State	Auburn	11/1/97	20 comp., 270 yds.
3. 52 Patrick Nix	Arkansas	Little Rock, AR	10/28/95	34 comp., 387 yds.
4. 51 Patrick Nix	Florida	Gainesville, FL	10/15/94	28 comp., 319 yds.
5. 48 Daniel Cobb	Louisiana Tech	Auburn	10/20/01	28 comp., 381 yds.
6. 46 Jeff Burger	Georgia Tech	Atlanta, GA	10/17/87	30 comp., 265 yds.
7. 45 Dameyune Craig	LSU	Baton Rouge, LA	9/20/97	23 comp., 342 yds.
45 Pat Sullivan	Oklahoma [Sugar]	New Orleans, LA	1/1/71	20 comp., 250 yds.
9. 44 Dameyune Craig	Clemson [Peach]	Atlanta, GA	1/2/98	15 comp., 259 yds.
44 Pat Sullivan	Georgia	Athens, GA	11/13/70	24 comp., 320 yds.

Pass Completions

No Player	Opponent	Site	Date	Additional Stats
1. 34 Patrick Nix	Arkansas	Little Rock, AR	10/28/95	52 att., 387 yds.
2. 31 Stan White	Indiana [Peach]	Atlanta, GA	12/29/90	43 att., 351 yds.
3. 30 Stan White	Tennessee	Auburn	9/29/90	58 att., 338 yds.
30 Jeff Burger	Georgia Tech	Atlanta, GA	10/17/87	46 att., 265 yds.
5. 28 Dameyune Craig	Mississippi State	Starkville, MS	10/12/96	41 att., 394 yds.
28, Daniel Cobb	Louisiana Tech	Auburn	10/20/01	48 att., 381 yds.
28 Patrick Nix	Ole Miss	Auburn	9/2/95	39 att., 372 yds.
28 Patrick Nix	Florida	Gainesville, FL	10/15/94	51 att., 319 yds.
8. 27 Dameyune Craig	Central Florida	Auburn	9/27/97	40 att., 360 yds.
27 Pat Sullivan	Ole Miss [Gator]	Jacksonville, GA	1/2/71	43 att., 351 yds.
10. 26 Ben Leard	Alabama	Auburn	11/20/99	39 att., 237 yds.



Ben Leard threw for an Auburn record 416 yards against Georgia in 1999.

LONGEST PASSES

- 85, Reggie Slack to James Joseph vs. Kansas (9/17/88)
- 85, Pat Sullivan to Alvin Bresler vs. Ga. Tech (10/17/70)
- 84, Ben Leard to Ronney Daniels vs. LSU (9/18/99)
- 83, Reggie Slack to Alexander Wright vs. Tenn. (9/30/89)
- 81, Dudley Spence to Lee Hayley vs. Wofford (10/11/52)
- 80, Pat Sullivan to Terry Beasley vs. Florida (10/31/70)
- 78, Ben Leard to Ronney Daniels vs. Georgia (11/13/99)
- 78, Stan White to Joe Frazier vs. Tennessee (9/28/91)
- 78, Reggie Slack to Alexander Wright vs. Pacific (9/9/89)
- 78, Bobby Hunt to Lamar Rawson vs. Miami (10/23/59)
- 77, Dameyune Craig to Karsten Bailey vs. Va. (9/4/97)
- 76, Dameyune Craig to Karsten Bailey vs. Ga. (11/15/99)
- 75, Daniel Cobb to Marcel Willis vs. Syracuse (9/28/02)
- 75, Reggie Slack to Alexander Wright vs. Tenn. (9/24/88)
- 74, Charlie Trolman to Byron Franklin vs. Ala. (11/26/77)
- 73, Reggie Slack to Alexander Wright vs. Pacific (9/9/89)
- 73, Pat Sullivan to Terry Beasley vs. Kentucky (10/3/70)
- 72, Jason Campbell to Tim Carter vs. LSU (12/1/01)
- 72, Clyde Baumgartner to Jeff Gilligan vs. Ky. (10/11/75)
- 72, Pat Sullivan to Terry Beasley vs. Tennessee (9/26/70)
- 71, Lloyd Nix to Red Phillips vs. Houston (10/26/57)
- 71, William Tucker to Robert Briggs vs. Vandy (10/29/49)
- 70, Dameyune Craig to Karsten Bailey vs. Ark. (10/25/97)
- 70, Pat Sullivan to Terry Beasley vs. Georgia (11/13/71)
- 70, Pat Sullivan to Mark Currier vs. Tennessee (9/27/69)
- 70, Loran Carter to Mark Currier vs. Alabama (11/30/68)
- 70, Loran Carter to Freddie Hyatt vs. Kentucky (10/7/67)
- 70, Howell Tubbs to Red Phillips vs. Georgia (11/17/56)
- 69, Dameyune Craig to Hicks Poor vs. Tenn. (12/6/97)
- 69, Alex Bowden to Freddie Hyatt vs. Florida (10/30/65)
- 68, Patrick Nix to Frank Sanders vs. East Caro. (11/5/94)
- 68, Loran Carter to Tim Christian vs. Miami (10/26/68)
- 68, William Tucker to George Davis vs. Ga. Tech (10/15/49)
- 67, Dameyune Craig to Robert Baker vs. Miss. (9/14/96)
- 67, Howell Tubbs to Red Phillips vs. Florida St. (11/24/56)
- 66, Ben Leard to Ronney Daniels vs. Wyoming (8/31/00)

INDIVIDUAL SINGLE-GAME HIGHS

Auburn's 200-yard Passing Games

- 416, Ben Leard vs. Georgia (11/13/99); 24-of-32, 4 TD
- 394, Dameyune Craig vs. Mississippi State (10/12/96); 28-of-41, 4 TD
- 387, Patrick Nix vs. Arkansas (10/28/95); 34-of-52, 2 TD, 2 int
- 381, Daniel Cobb vs. Louisiana Tech (10/20/01); 28-of-48, 5 TD, 4 int
- 372, Patrick Nix vs. Ole Miss (9/2/95); 28-of-39, 1 TD
- 370, Dameyune Craig vs. Army (12/31/96, Indy); 24-of-42, 2 TD, 1 int
- 366, Pat Sullivan vs. Florida (10/31/70); 21-of-27, 4 TD
- 360, Dameyune Craig vs. Central Florida (9/27/97); 27-of-40, 2 TD, 1 int
- 355, Dameyune Craig vs. La. Tech (10/11/97); 20-of-32, 4 TD, 3 int
- 351, Stan White vs. Indiana (12/29/90, Peach); 31-of-43, 1 TD
- 351, Pat Sullivan vs. Ole Miss (1/2/71, Gator); 27-of-43, 2 TD, 1 int
- 342, Dameyune Craig vs. LSU (9/20/97); 23-of-45, 2 TD
- 338, Stan White vs. Tennessee (9/29/90); 30-of-58, 3 TD, 1 int
- 324, Stan White vs. Cal State Fullerton (9/8/90); 21-of-35, 4 TD
- 321, Dameyune Craig vs. South Carolina (10/4/97); 24-of-39, 2 TD, 1 int
- 320, Pat Sullivan vs. Georgia (11/14/70); 24-of-44, 0 TD, 2 int
- 319, Patrick Nix vs. Florida (10/15/94); 28-of-51, 3 TD
- 317, Pat Sullivan vs. Alabama (11/28/70); 22-of-38, 1 TD, 1 int
- 314, Stan White vs. Ole Miss (9/5/92); 16-of-39, 1 TD, 4 int
- 312, Pat Sullivan vs. Georgia Tech (10/17/70); 16-of-29, 3 TD, 1 int
- 311, Patrick Nix vs. Mississippi State (10/8/94); 16-of-23, 3 TD, 1 int
- 304, Ben Leard vs. LSU (9/18/99); 16-of-23, 3 TD
- 290, Dameyune Craig vs. Georgia (11/16/96); 22-of-35, 3 TD
- 290, Reggie Slack vs. Kansas (9/17/88); 12-of-16, 4 TD
- 285, Ben Leard vs. LSU (9/19/98); 21 of 38, 2 TD, 2 int
- 285, Reggie Slack vs. Tennessee (9/30/89); 18-of-40, 1 TD, 1 int
- 282, Stan White vs. LSU (9/18/93); 20-of-28, 1 TD
- 282, Jeff Burger vs. Vanderbilt (10/10/87); 14-of-18, 2 TD
- 281, Pat Sullivan vs. Georgia Tech (10/16/71); 26-of-34, 3 TD, 1 int
- 274, Patrick Nix vs. Mississippi State (10/7/95); 23-of-28; 2 TD, 1 int
- 274, Reggie Slack vs. Alabama (12/2/89); 14-of-26, 0 TD, 1 int
- 274, Loran Carter vs. Miami (10/26/68); 15-of-28, 3 TD, 3 int
- 272, Stan White vs. Louisiana Tech (10/6/90); 24-of-37, 0 TD
- 272, Reggie Slack vs. Southern Miss (11/5/88); 14-of-23, 1 TD, 1 int
- 270, Dameyune Craig vs. Mississippi State (11/1/97); 20-of-54, 4 int
- 270, Jeff Klein vs. Central Florida (11/6/99); 19-of-31, 2 TD, 2 int

Passing Records

2003 Auburn Football

- 269, Jeff Burger vs. Texas (9/5/87); 16-of-22, 2 TD
 268, Pat Sullivan vs. Tennessee (9/26/70); 17-of-31, 1 TD, 2 int
 267, Stan White vs. Florida (10/16/93); 23-of-35, 1 TD
 266, Ben Leard vs. Wyoming (8/31/00); 12-of-19, 2 TD
 265, Jeff Burger vs. Georgia Tech (10/17/87); 30-of-46, 1 TD, 2 int
 263, Reggie Slack vs. Georgia (11/12/88); 20-of-34, 2 TD, 1 int
 262, Dameyune Craig vs. Tennessee (12/6/97); 14-of-34, 2 TD
 262, Patrick Nix vs. Kentucky (9/30/95); 18-of-27, 3 TD, 1 int
 261, Patrick Nix vs. East Carolina (11/5/94); 15-of-23, 2 TD
 259, Dameyune Craig vs. Clemson (1/2/98); 15-of-44
 259, Patrick Nix vs. Alabama (11/18/95); 18-of-36, 2 TD
 258, Stan White vs. Southern Miss (10/5/91); 23-of-43, 1 TD, 2 int
 254, Daniel Cobb vs. Arkansas (10/27/01); 22-40, 1 TD, 2 int
 253, Pat Sullivan vs. Kentucky (10/2/71); 16-of-25, 2 TD, 2 int
 252, Reggie Slack vs. Pacific (9/9/89); 9-of-10, 4 TD, 1 int
 250, Pat Sullivan vs. Oklahoma (1/1/72, Sugar); 20-of-44, 1 TD, 1 int
 249, Dameyune Craig vs. Ole Miss (9/14/96); 13-of-25, 3 TD, 1 int
 248, Dameyune Craig vs. Northeast La. (11/9/96); 17-of-32, 1 TD, 1 int
 248, Stan White vs. New Mexico State (11/6/93); 23-of-30, 3 TD
 248, Pat Sullivan vs. Georgia (11/13/71); 14-of-24, 4 TD
 247, Jason Campbell vs. Vanderbilt (9/29/01); 17-of-24, 1 TD
 247, Dameyune Craig vs. Virginia (9/4/97); 12-of-19, 2 TD, 1 int
 247, Patrick Nix vs. Alabama (11/19/94); 23-of-42, 0 TD, 1 int
 246, Bobby Freeman vs. Tulane (10/30/54); 11-of-17, 2 TD, 2 int
 245, Jeff Klein vs. Florida (10/16/99); 19-of-39, 2 TD, 2 int
 245, Gabe Gross vs. Georgia (11-14-98); 20-of-45, 1 TD, 3 int
 245, Dameyune Craig vs. Ole Miss (9/13/97); 19-of-29, 1 TD
 245, Jeff Burger vs. UT-Chattanooga (9/6/86); 16-of-25, 3 TD, 2 int
 244, Dameyune Craig vs. Arkansas (10/25/97); 13-of-25, 1 TD
 241, Mike Mann vs. Georgia Tech (10/20/84); 11-of-17, 2 TD, 1 int
 241, Pat Sullivan vs. Florida (10/30/71); 15-of-30, 2 TD, 1 int
 241, Pat Sullivan vs. Southern Miss (9/19/70); 15-of-24, 3 TD
 240, Ben Leard vs. Arkansas (10/28/00); 19-of-30, 1 TD
 238, Pat Sullivan vs. Southern Miss (10/9/71); 23-of-39, 3 TD, 1 int
 237, Ben Leard vs. Alabama (11/20/99); 26-of-39, 2 TD, 1 int
 236, Stan White vs. Georgia Southern (8/31/91); 14-of-27, 2 TD, 1 int
 233, Jeff Burger vs. Georgia (11/15/86); 19-of-36, 1 TD, 3 int
 232, Stan White vs. Alabama (11/30/91); 13-of-26, 0 TD, 2 int
 231, Dameyune Craig vs. Georgia (11/15/97); 12-of-19, 1 TD
 230, Reggie Slack vs. Georgia (11/18/89); 19-of-27, 1 TD, 2 int
 229, Reggie Slack vs. North Carolina (10/1/88); 22-of-30, 0 TD
 228, Pat Sullivan vs. Kentucky (10/3/70); 14-of-27, 0 TD, 1 int
 226, Pat Washington vs. Texas (9/15/84); 14-of-27, 0 TD, 1 int
 225, Daniel Cobb vs. Arkansas (10/12/02); 13-of-23, 1 TD, 2 int
 225, Gabe Gross vs. Arkansas (10/31/98); 13-of-20, 2 TD, 2 int
 225, Ben Leard vs. LSU (9/17/00); 21-of-30, 2 TD
 224, Patrick Nix vs. Ole Miss (9/3/94); 18-of-33, 1 TD
 224, Stan White vs. Mississippi State (10/27/90); 16-of-27, 1 TD, 1 int
 224, Reggie Slack vs. Akron (10/15/88); 18-of-26, 0 TD, 1 int
 224, Phil Gargis vs. Tennessee (9/25/76); 10-of-13, 3 TD
 224, Loran Carter vs. Mississippi State (11/11/67); 4 TD, 4 int
 222, Stan White vs. Tennessee (9/28/91); 11-of-26, 1 TD, 2 int
 222, Pat Sullivan vs. Mississippi State (11/7/70); 15-of-19, 3 TD
 221, Pat Sullivan vs. LSU (10/25/69); 19-of-34, 2 TD, 1 int



Dameyune Craig passed for over 200 yards 18 times in his career.

- 220, Reggie Slack vs. Alabama (11/25/88); 13-of-26, 0 TD, 1 int
 220, Reggie Slack vs. Tennessee (9/24/88); 14-of-18, 2 TD, 1 int
 220, Loran Carter vs. Florida (11/2/68); 17-of-30, 3 TD, 1 int
 220, Jeff Burger vs. Florida (10/31/87); 18-of-29, 1 TD
 219, Patrick Nix vs. Florida (10/14/95); 15-of-37; 1 TD, 2 int
 219, Jeff Burger vs. East Carolina (9/20/86); 10-of-18, 2 TD
 218, Pat Sullivan vs. Florida (11/1/69); 22-of-39, 2 TD
 217, Patrick Nix vs. Georgia (11/1/95); 15-of-27, 1 TD
 217, Jeff Burger vs. Georgia (11/14/87); 22-of-32, 2 TD, 2 int
 217, Pat Sullivan vs. LSU (10/24/70); 17-of-33, 0 TD, 3 int
 215, Stan White vs. Georgia (11/14/92); 16-of-26, 0 TD, 1 int
 215, Stan White vs. Georgia (11/17/90); 15-of-30, 1 TD, 1 int
 215, Reggie Slack vs. Louisiana Tech (11/11/89); 13-of-24, 1 TD, 2 int
 214, Jason Campbell vs. Ball State (9/1/01); 16-of-28, 1 TD
 214, Dudley Spence vs. Wofford (11/11/52); 11-of-13, 3 TD
 213, Dameyune Craig vs. Alabama (11/22/97); 14-of-33, 2 int
 212, Stan White vs. Arkansas (10/30/93); 15-of-26, 1 TD
 212, Lloyd Nix vs. Mississippi State (11/8/58); 13-of-19, 1 TD, 1 int
 211, Pat Sullivan vs. Tennessee (9/27/69); 12-of-24, 2 TD, 5 int
 211, Allen Parks vs. Georgia (11/17/51); 14-of-28, 1 TD, 6 int
 208, Gabe Gross vs. Alabama (11/21/98); 14-of-34, 1 TD, 2 int
 208, Stan White vs. Ole Miss (9/15/90); 16-of-31, 1 TD
 207, Dameyune Craig vs. Fresno State (9/7/96); 19-of-24, 2 TD, 1 int
 204, Patrick Nix vs. Georgia (11/12/94); 18-of-34, 0 TD, 1 int
 204, Pat Sullivan vs. Clemson (10/23/71); 15-of-31, 1 TD, 3 int
 203, Stan White vs. Southwestern Louisiana (11/9/91); 17-of-22, 2 TD
 202, Ben Leard vs. Vanderbilt (9/30/00); 14-of-27, 2 TD
 200, Stan White vs. Georgia (11/13/93); 17-of-28, 1 TD, 1 int
 200, Pat Sullivan vs. Kentucky (11/4/69); 14-of-29, 4 TD, 2 int

300-yard passing Games

- 6 - Dameyune Craig (1994-97)
- 5 - Pat Sullivan (1969-71)
- 4 - Patrick Nix (1992-95)
- 4 - Stan White (1990-93)
- 2 - Ben Leard (1997-99)
- 1 - Daniel Cobb (2001)

200-yard passing Games

- 21 - Pat Sullivan (1969-71)
- 19 - Stan White (1990-93)
- 18 - Dameyune Craig (1994-97)
- 13 - Patrick Nix (1992-95)
- 12 - Reggie Slack (1986-89)
- 10 - Ben Leard (1997-99)




Reggie Slack threw for over 200 yards 12 times in his career.

Passing Records

2003 Auburn Football

Opponent 300-yard Passing Games

- 484, Scott Hunter, Alabama (11/29/69); 30-of-55, 2 TD, 2 int
 426, Eric Zeier, Georgia (11/13/93); 34-of-53, 3 TD, 2 int
 422, Luke McCown, Louisiana Tech (10/21/00); 47-of-65, 4 TD, 2 int
 386, Danny Wuerffel, Florida (10/16/93); 25-of-50, 3 TD, 2 int
 381, Luke McCown, Louisiana Tech (10/20/01); 27-of-52, 3 TD, 5 int
 380, Danny Wuerffel, Florida (10/14/95); 20-of-34, 4 TD, 1 int
 374, Vic Penn, Central Florida (11/6/99); 29-of-52, 1 TD, 2 int
 373, Peyton Manning, Tennessee (12/6/97); 25-of-43, 4 TD, 2 int
 369, John Reaves, Florida (11/1/69); 33-of-66, 2 TD, 9 int
 364, Rex Grossman, Florida (10/13/01); 25-of-42, 2 TD, 4 int
 362, Mike Bobo, Georgia (11/15/97); 29-of-43, 3 TD, 1 int
 360, Mike Bobo, Georgia (11/16/96); 21-of-37, 2 TD
 358, Jay Venuto, Wake Forest (10/27/79); 23-of-43, 1 TD, 1 int
 357, Eric Thomas, Florida State (10/13/84); 18-of-29, 4 TD
 355, Andy Kelly, Tennessee (9/28/91); 23-of-35, 3 TD, 1 int
 355, Boomer Esiason, Maryland (11/5/83); 23-of-37, 3 TD
 351, Quincy Carter, Georgia (11/14/98); 23-of-37, 2 TD, 3 int
 346, Danny Wuerffel, Florida (10/19/96); 17-of-30, 3 TD, 1 int
 343, Dan Manucci, Kansas State (9/16/78); 19-of-39, 3 TD, 2 int
 340, Gary Hollingsworth, Alabama (12/2/89); 27-of-49, 2 TD, 2 int
 338, Bubba Wyche, Tennessee (11/9/68); 25-of-45, 2 TD, 2 int
 336, Wayne Peace, Florida (10/29/83); 29-of-41, 2 TD
 329, Bernie Kosar, Miami (8/28/84); 21-of-38, 2 TD, 2 int
 325, Clint Stoerner, Arkansas (10/25/97); 20-of-43, 2 TD, 1 int
 319, Quincy Carter, Georgia (11/13/99); 26-of-37, 2 TD
 310, Doug Johnson, Florida (10/16/99); 24-of-43, 1 TD, 2 int
 308, Raymond Philyaw, Northeast La. (10/9/96); 18-of-33, 1 TD, 1 int
 305, Aaron Brooks, Virginia (9/4/97); 25-of-41, 2 TD, 1 int
 302, Freddie Kitchens, Alabama (11/18/95); 19-of-43, 1 TD
 302, Carson Palmer, Southern California (9/2/02); 23-of-32, 1 TD, 2 int



Jeff Burger led Auburn in passing in 1986 and 1987.

1959	Bobby Hunt	36	15	.417	3	1	234
1960	Bryant Harvard	59	36	.610	3	1	493
1961	Bobby Hunt	119	55	.462	8	5	737
1962	Milton Kent	121	59	.488	6	2	748
1963	Jimmy Sidle	136	53	.390	10	5	706
1964	Joseph Campbell	53	30	.566	4	1	422
1965	Alex Bowden	127	59	.465	15	9	941
1966	Larry Blakeney	95	45	.474	5	3	491
1967	Loran Carter	178	86	.478	17	9	1307
1968	Loran Carter	248	112	.451	21	14	1487
1969	Pat Sullivan	257	123	.479	16	16	1686
1970	Pat Sullivan	*281	167	.594	12	17	2586
1971	Pat Sullivan	281	162	.577	11	20	2012
1972	Randy Walls	97	46	.474	7	5	736
1973	Wade Whatley	53	29	.558	4	1	340
1974	Phil Gargis	81	35	.432	7	5	518
1975	Phil Gargis	94	37	.394	9	2	400
1976	Phil Gargis	166	80	.482	13	7	1118
1977	John Crane	108	43	.398	10	4	679
1978	Charlie Trotman	111	53	.477	9	3	760
1979	Charlie Trotman	131	58	.443	6	8	875
1980	Joe Sullivan	118	64	.542	8	6	772
1981	Joe Sullivan	65	28	.431	4	3	370
1982	Randy Campbell	158	81	.513	2	7	1061
1983	Randy Campbell	142	78	.549	3	5	873
1984	Pat Washington	171	77	.450	9	4	1202
1985	Pat Washington	142	78	.549	3	5	873
1986	Jeff Burger	222	126	.568	11	9	1671
1987	Jeff Burger	267	178	.667	9	13	2066
1988	Reggie Slack	*279	168	.602	11	9	2230
1989	Reggie Slack	252	148	.587	10	11	1996
1990	Stan White	338	180	.533	14	14	2242
1991	Stan White	317	158	.498	14	8	1927
1992	Stan White	305	157	.515	16	5	1790
1993	Stan White	271	164	.605	8	13	2057
1994	Patrick Nix	299	169	.565	7	13	2206
1995	Patrick Nix	331	201	.607	9	15	2574
1996	Dameyune Craig	310	169	.545	10	16	2296
1997	Dameyune Craig	403	216	.536	13	18	3277
1998	Gabe Gross	197	88	.447	12	7	1222
1999	Ben Leard	157	111	.707	1	12	1423
2000	Ben Leard	319	193	.605	10	12	2158
2001	Daniel Cobb	158	89	.563	7	7	1165
2002	Jason Campbell	149	94	.631	5	11	1215

* - SEC Leader

YEARLY LEADERS

Year	Player	Att	Comp	Pct	Int	TD	Yards
1947	Travis Tidwell	94	43	.457	9	3	571
1948	Travis Tidwell	56	25	.446	8	1	476
1949	Travis Tidwell	105	49	.467	5	4	811
1950	William Tucker	92	41	.446	8	0	414
1951	Allan Parks	149	67	.450	12	4	839
1952	Dudley Spence	135	68	.504	16	8	833
1953	Bobby Freeman	85	42	.494	6	4	603
1954	Bobby Freeman	96	54	.563	10	6	865
1955	Howell Tubbs	49	28	.571	3	5	471
1956	Howell Tubbs	61	34	.557	2	5	514
1957	Lloyd Nix	60	33	.550	7	4	542
1958	Lloyd Nix	98	49	.500	7	4	682



Patrick Nix led Auburn in passing in 1994 and 1995.

Punting Records

2003 Auburn Football

INDIVIDUAL RECORDS

Most Punts

Game: 15, Connie Frederick vs. Clemson (10/12/68) [486 yards]
Season: 92, Dick McGowen (1939) [3,883 yards]
Career: 244, Lewis Colbert (1982-85) [10,179 yards]

Most Punting Yards

Game: 508, Jon Kilgore vs. Tennessee (9/26/64) [11 punts]
Season: 3883, Dick McGowen (1939) [92 punts]
Career: 10,179, Lewis Colbert (1982-85) [244 punts]

Highest Yards-Per-Punt Average

Game (Min. 5 punts): 53.3, Skip Johnston vs. Florida (11/4/78) [5 for 266 yards]
Game (Min. 10 punts): 46.2, Jon Kilgore vs. Tennessee (9/26/64) [11 for 508 yards]
Season (Min. 30 punts): 46.9, Terry Daniel (1993) [51 for 2393 yards]
Career (Min. 100 punts): 44.5, Terry Daniel (1992-94) [169 for 7522 yards]

Longest Punt

Game: 87, Rufus Deal vs. Georgia Tech (10/28/39) [In the air]

TEAM RECORDS

Most Punts

Game: 15 vs. Clemson (10/12/68)
Season: 80 (1968)

Fewest Punts

Game: 0 vs. Ole Miss (10/5/85); vs. Mississippi State (11/7/70); vs. Wake Forest (9/20/69); vs. Houston (10/27/56)

Highest Yards-Per-Punt Average

Game (Min. 5 punts): 53.3 vs. Florida (11/4/78) [5 for 266 yards]
Game (Min. 10 punts): 46.2 vs. Tennessee (9/26/64) [11 for 508 yards]
Season: 46.9 (1993) [51 for 2393 yards]

TEAM SINGLE-SEASON HIGHS

Punting Average

- 46.92 (1993)
- 45.79 (1985)
- 44.48 (1994)
- 44.10 (1986)
- 43.81 (2001)
- 42.64 (1978)
- 42.59 (2000)
- 42.40 (1979)
- 42.39 (1992)
- 42.34 (1981)

Did You Know?

Terry Daniel is ranked ninth in the national records with a 44.5 career punting average from 1992-94.

CAREER LEADERS

Punts

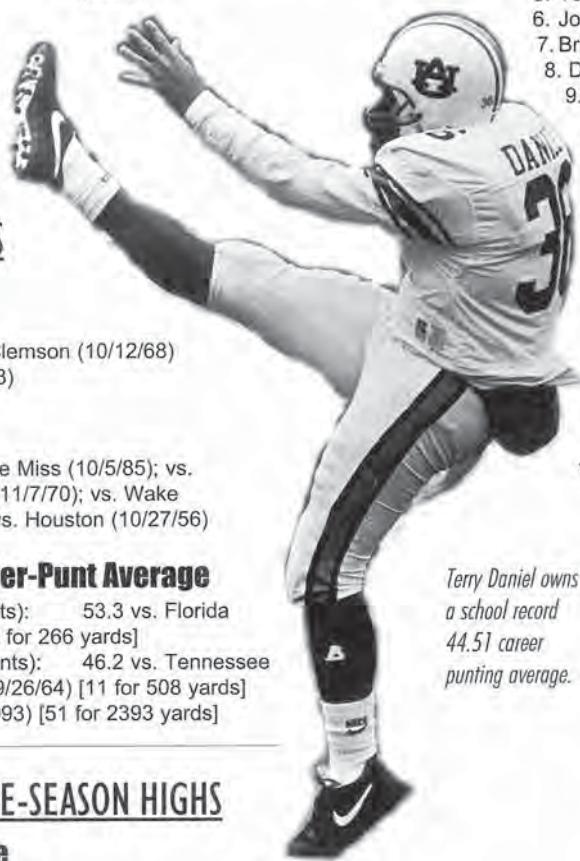
Player	Seasons	Yards	Avg	No
1. Lewis Colbert	1982-85	10179	41.7	244
2. Damon Duval	1999-02	9842	43.4	227
3. Skip Johnston	1977-79	7220	42.0	172
4. Tommy Lunceford	1965-67	7017	41.0	171
5. Terry Daniel	1992-94	7522	44.5	169
6. Jon Kilgore	1962-64	6631	40.1	163
7. David Beverly	1970-72	6290	39.8	158
8. Brian Shulman	1986-88	6580	41.9	157
9. Clyde Baumgartner	1974-76	6086	39.8	153
10. Connie Frederick	1968-69	5019	37.7	133

Punting Yards


Player	Seasons	No	Avg	Yards
1. Lewis Colbert	1982-85	244	41.7	10179
2. Damon Duval	1999-02	227	43.4	9842
3. Terry Daniel	1992-94	169	44.5	7522
4. Skip Johnston	1977-79	172	42.0	7220
5. Tommy Lunceford	1965-67	171	41.0	7017
6. Jon Kilgore	1962-64	163	40.1	6631
7. Brian Shulman	1986-88	157	41.9	6580
8. David Beverly	1970-72	158	39.8	6290
9. Clyde Baumgartner	1974-76	153	39.8	6086
10. Connie Frederick	1968-69	133	37.7	5019

Punting Average (Min. 50 punts)

Player	Seasons	No	Yards	Avg
1. Terry Daniel	1992-94	169	7522	44.51
2. Damon Duval	1999-02	227	9842	43.36
3. Jaret Holmes	1996-97	110	4676	42.51
4. Skip Johnston	1977-79	172	7220	41.98
5. Brian Shulman	1986-88	157	6580	41.91
6. Lewis Colbert	1982-85	244	10179	41.72
7. Tommy Lunceford	1965-67	171	7017	41.04
8. Alan Bollinger	1980-81	121	4937	40.80
9. Jon Kilgore	1962-64	163	6631	40.68
10. Jeremy Zills	1995-98	78	3114	39.92



Terry Daniel owns a school record 44.51 career punting average.



Skip Johnston is ranked in all three Auburn career punting records.

Punting Records

2003 Auburn Football

SINGLE-SEASON LEADERS

Punts

Player	Year	Yards	Avg	No
1. Roger Pruett	1973	3086	39.0	79
2. Connie Frederick	1968	2933	37.6	78
3. David Beverly	1972	2878	40.0	72
4. Jeremy Zills	1998	2846	40.1	71
5. Lewis Colbert	1982	2841	40.6	70
6. Skip Johnston	1978	2857	42.6	67
7. Terry Daniel	1992	2771	42.6	65
Alan Bollinger	1981	2752	42.3	65
Damon Duval	2000	2811	43.2	65
10. Jaret Holmes	1997	2659	42.9	62
Lewis Colbert	1984	2477	40.0	62

Punting Yards

Player	Year	No	Avg	Yards
1. Roger Pruett	1973	79	39.0	3086
2. Connie Frederick	1968	78	37.6	2933
3. David Beverly	1972	72	40.0	2878
4. Skip Johnston	1978	67	42.6	2857
5. Jeremy Zills	1998	71	40.1	2846
6. Lewis Colbert	1982	70	40.6	2841
7. Damon Duval	2000	65	43.2	2811
8. Terry Daniel	1992	65	42.6	2771
9. Alan Bollinger	1981	65	42.3	2752
10. Jaret Holmes	1997	62	42.9	2659

Punting Average (min. 35 punts)

Player	Year	No	Yards	Avg
1. Terry Daniel	1993	51	2393	46.92
2. Lewis Colbert	1985	57	2610	45.79
3. Terry Daniel	1994	53	2358	44.49
4. Brian Shulman	1986	49	2161	44.10
5. Damon Duval	2001	51	2244	44.00
6. Damon Duval	2002	54	2344	43.41
7. Damon Duval	2000	65	2811	43.25
8. Jaret Holmes	1997	62	2659	42.89
9. Damon Duval	1999	57	2443	42.86
10. Skip Johnston	1978	67	2857	42.64

LONGEST PUNTS

- 87, Rufus Deal vs. Georgia Tech (10/28/39)
- 77, Lewis Colbert vs. Southwestern Louisiana (9/7/85)
- 71, Damon Duval vs. Northern Illinois (9/23/00)
- 71, Terry Daniel vs. Florida (10/16/93)

YEARLY LEADERS

Year	Player	No	Yards	Avg
1960	Joe Dolan	.55	2021	36.7
1961	Robert Davis	.55	2034	36.9
1962	Jon Kilgore	.56	2257	40.3
1963	Jon Kilgore	.51	2106	*41.3
1964	Jon Kilgore	.56	2268	40.5
1965	Tommy Lunceford	.52	2108	40.5
1966	Tommy Lunceford	.60	2471	41.2
1967	Tommy Lunceford	.59	2438	41.3
1968	Connie Frederick	.78	2933	37.6
1969	Connie Frederick	.55	2086	37.9
1970	David Beverly	.38	1486	39.1

1971	David Beverly	.48	1926	40.1
1972	David Beverly	.72	2878	40.0
1973	Roger Pruett	.79	3086	39.0
1974	Clyde Baumgartner	.48	1794	37.5
1975	Clyde Baumgartner	.49	2004	*40.9
1976	Clyde Baumgartner	.56	2288	40.9
1977	Skip Johnston	.55	2243	40.8
1978	Skip Johnston	.67	2857	42.6
1979	Skip Johnston	.50	2120	42.4
1980	Alan Bollinger	.56	2185	39.0
1981	Alan Bollinger	.65	2752	42.3
1982	Lewis Colbert	.70	2841	40.6
1983	Lewis Colbert	.55	2251	40.9
1984	Lewis Colbert	.62	2477	40.0
1985	Lewis Colbert	.57	2610	*45.8
1986	Brian Shulman	.49	2161	44.1
1987	Brian Shulman	.58	2358	40.7
1988	Brian Shulman	.50	2061	41.2
1989	Richie Nell	.34	1268	37.3
1990	Richie Nell	.58	2101	36.2
1991	Thery George	.60	2207	36.8
1992	Terry Daniel	.65	2771	42.6
1993	Terry Daniel	.51	2393	*46.9
1994	Terry Daniel	.53	2358	*44.5
1995	Matt Hawkins	.40	1604	40.1
1996	Jaret Holmes	.48	2017	42.0
1997	Jaret Holmes	.62	2659	42.9
1998	Jeremy Zills	.71	2846	40.1
1999	Damon Duval	.57	2443	42.9
2000	Damon Duval	.65	2811	43.2
2001	Damon Duval	.51	2244	44.0
2002	Damon Duval	.54	2344	43.4

* - SEC leader



Lewis Colbert led Auburn in punting from 1982-85.

Receiving Records

2003 Auburn Football

INDIVIDUAL RECORDS

Most Receptions

Game: 17, Willie Gosha vs. Arkansas (10/28/95)
Season: 58, Willie Gosha (1995)
 58, Frank Sanders (1994)
Career: 150, Karsten Bailey (1995-98)

Most Yards Gained

Game: 263,
 Alexander
 Wright vs.
 Pacific (9/9/89)

Season: 1068, Ronney
 Daniels (1999)

Career: 2507, Terry Beasley
 (1969-71)

Highest Yards-Per-Catch Average

Game (Min. 5 rec.): 52.6, Alexander
 Wright vs. Pacific (9/9/89) [5 for 263]

Game (Min. 10 rec.): 14.3, Ronney
 Daniels vs. Central Florida
 (11/6/99) [10-143]

Season (Min. 25 rec.): 24.9, Freddy
 Weygand (1984) [32 for 797]

Season (Min. 50 rec.): 20.2, Terry
 Beasley (1970) [52 for 1051]

Career (Min. 50 rec.): 23.6, Alexander
 Wright (1986-89) [56 for 1320]

Career (Min. 100 rec.): 17.8,
 Terry Beasley (1969-71)
 [141 for

2507]

Most Touchdown Receptions

Game: 4, Alexander Wright vs. Pacific (9/9/89)

Season: 12, Terry Beasley (1971)

Career: 29, Terry Beasley (1969-71)



Most Consecutive Games With A TD Reception

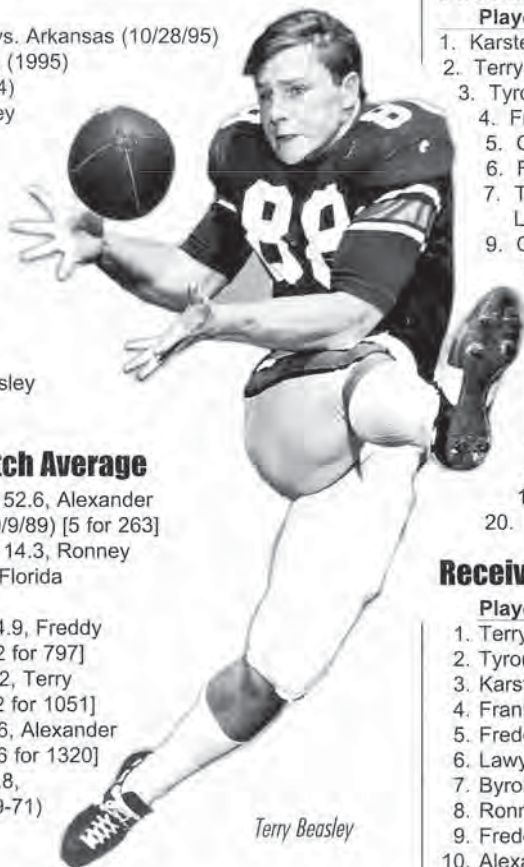
Season: 8, Terry
 Beasley (1971)

Most 100-Yard Games

Season: 6, Terry
 Beasley (1971)

Career: 12, Terry
 Beasley (1969-71)

Alexander Wright caught a single-game record four touchdowns vs. Pacific.



Terry Beasley

CAREER LEADERS

Pass Receptions

Player	Seasons	Yards	Avg	Rec
1. Karsten Bailey	1995-98	2174	14.49	150
2. Terry Beasley	1969-71	2507	17.78	141
3. Tyrone Goodson	1993-97	2283	16.79	136
4. Frank Sanders	1991-94	1998	16.51	121
5. Greg Taylor	1987-90	1217	11.93	102
6. Freddy Weygand	1984-88	1946	19.66	99
7. Thomas Bailey	1991-94	1243	13.37	93
Lawyer Tillman	1985-88	1808	19.44	93
9. Clifton Robinson	1997-00	1167	12.82	91
10. Ronney Daniels	1999-00	1446	16.07	90
11. Freddie Hyatt	1965-67	1396	15.86	88
12. Willie Gosha	1993-96	1048	12.33	85
13. Marcel Willis	1999-02	1022	12.62	81
14. Tim Christian	1966-68	1126	14.44	78
15. Lee Hayley	1950-52	888	11.53	77
16. Byron Franklin	1977-80	1573	21.26	74
17. James Joseph	1986-90	725	10.51	69
18. Robert Baker	1995-96	896	14.45	62
19. Dick Schmalz	1969-71	900	14.75	61
20. Robert Johnson	2000-02	758	12.85	59

Receiving Yardage

Player	Seasons	Rec	Yards
1. Terry Beasley	1969-71	141	2507
2. Tyrone Goodson	1993-97	136	2283
3. Karsten Bailey	1995-98	150	2174
4. Frank Sanders	1991-94	121	1998
5. Freddy Weygand	1984-88	99	1946
6. Lawyer Tillman	1985-88	93	1808
7. Byron Franklin	1977-80	74	1573
8. Ronney Daniels	1999-00	90	1446
9. Freddie Hyatt	1965-67	88	1396
10. Alexander Wright	1986-89	56	1320
11. Thomas Bailey	1991-94	93	1243
12. Greg Taylor	1987-90	102	1217
13. Clifton Robinson	1997-00	91	1167
14. Tim Christian	1966-68	78	1126
15. Willie Gosha	1993-96	85	1048
16. Marcel Willis	1999-02	81	1022
17. Jimmy Phillips	1955-57	52	1012
18. Dick Schmalz	1969-71	61	900
19. Robert Baker	1995-96	62	896
20. Lee Hayley	1950-52	77	888

Touchdown Receptions

Player	Seasons	Rec	TD
1. Terry Beasley	1969-71	141	29
2. Karsten Bailey	1995-98	150	17
3. Frank Sanders	1991-94	121	15
Byron Franklin	1977-80	74	15
5. Lawyer Tillman	1985-88	93	14
6. Ronney Daniels	1999-00	90	12
Tyrone Goodson	1993-97	136	12
Freddie Hyatt	1965-67	88	12
9. Alexander Wright	1986-89	56	11
Tim Christian	1966-68	78	11

Did You Know?

Alexander Wright holds an SEC record for yards per catch in a game with five receptions for 263 yards (52.6 yards per catch) against Pacific in 1989.

Receiving Records

2003 Auburn Football

Yards Per Reception (min. 40 receptions)

Player	Seasons	Rec	Yards	Yds/Rec
1. Alexander Wright	1986-89	56	1320	23.57
2. Byron Franklin	1977-80	74	1573	21.26
3. Freddy Weygand	1984-88	99	1946	19.66
4. Jimmy Phillips	1955-57	52	1012	19.46
5. Terry Beasley	1969-71	141	2507	17.78
6. Erk Russell	1947-49	41	701	17.10
7. Tyrone Goodson	1993-97	136	2283	16.79
8. Chris Woods	1980-83	52	872	16.77
9. Frank Sanders	1991-94	121	1998	16.51
10. Mike Edwards	1980-82	41	671	16.37

SINGLE-SEASON LEADERS

Pass Receptions

Player	Year	Yards	Avg	Rec
1. Willie Gosha	1995	811	13.98	58
Frank Sanders	1994	910	15.69	58
3. Ronney Daniels	1999	1068	19.07	56
4. Terry Beasley	1971	846	15.38	55
5. Karsten Bailey	1997	840	15.85	53
6. Terry Beasley	1970	1051	20.21	52
7. Tyrone Goodson	1997	906	18.88	48
Frank Sanders	1993	842	17.54	48
9. Tim Christian	1968	623	13.26	47
10. Greg Taylor	1990	650	14.13	46

Receiving Yardage

Player	Year	Rec	Yards
1. Ronney Daniels	1999	56	1068
2. Terry Beasley	1970	52	1051
3. Frank Sanders	1994	58	910
4. Tyrone Goodson	1997	48	906
5. Terry Beasley	1971	55	846
6. Frank Sanders	1993	48	842
7. Karsten Bailey	1997	53	840
8. Freddy Weygand	1984	32	796
9. Lawyer Tillman	1986	35	730
10. Alexander Wright	1989	30	714

Touchdown Receptions

Player	Year	Rec	TD
1. Terry Beasley	1971	55	12
2. Terry Beasley	1970	52	11
3. Byron Franklin	1980	32	9
Ronney Daniels	1999	56	9
5. Karsten Bailey	1998	43	7
Karsten Bailey	1997	53	7
Frank Sanders	1994	58	7
Greg Taylor	1990	46	7
Dick Schmalz	1971	44	7
Tim Christian	1968	47	7
11. Tyrone Goodson	1996	36	6
Frank Sanders	1993	48	6
Alexander Wright	1989	30	6
Lawyer Tillman	1987	32	6
Lawyer Tillman	1986	35	6
Terry Beasley	1969	34	6
Freddie Hyatt	1967	34	6


Yards Per Reception (min. 20 Receptions)

Player	Year	Rec	Yards	Yds/Rec
1. Freddy Weygand	1984	32	796	24.88
2. Alexander Wright	1989	30	714	23.80
3. Alvin Bresler	1970	23	530	23.04
4. Lawyer Tillman	1986	35	730	20.86
5. Terry Beasley	1970	52	1051	20.21
6. Chris Woods	1982	21	406	19.33
7. Ronney Daniels	1999	56	1068	19.07
8. Tyrone Goodson	1997	48	906	18.88
9. Lawyer Tillman	1987	32	600	18.75
10. Byron Franklin	1980	32	598	18.69

INDIVIDUAL SINGLE-GAME HIGHS

Auburn's 100-yard Receiving Games

- 263, Alexander Wright vs. Pacific (9/9/89) - 5 rec, 4 TD
- 249, Ronney Daniels vs. Georgia (11/13/99) - 9 rec, 2 TD
- 222, Willie Gosha vs. Arkansas (10/28/95) - 17 rec
- 194, Terry Beasley vs. Kentucky (10/2/71) - 9 rec, 1 TD
- 176, Terry Beasley vs. Florida (10/31/70) - 7 rec, 3 TD
- 175, Frank Sanders vs. Mississippi State (10/8/94) - 6 rec, 2 TD
- 173, Frank Sanders vs. East Carolina (11/5/94) - 6 rec, 2 TD
- 161, Robert Baker vs. Ole Miss (9/14/96) - 5 rec, 2 TD
- 160, Freddy Weygand vs. Georgia Tech (10/20/84) - 5 rec, 2 TD
- 156, Tim Carter vs. Arkansas (10/27/01) - 7 rec, 1 TD
- 152, Freddie Hyatt vs. UT-Chattanooga (9/17/66) - 7 rec, 1 TD
- 151, Karsten Bailey vs. Virginia (9/4/97) - 4 rec, 2 TD
- 151, Tim Christian vs. Miami (10/26/68) - 7 rec, 1 TD
- 150, Lawyer Tillman vs. Georgia (11/15/86) - 9 rec, 2 TD
- 149, Tyrone Goodson vs. Central Florida (9/27/97) - 5 rec
- 147, Freddy Weygand vs. Florida State (10/13/84) - 4 rec
- 145, Tyrone Goodson vs. Mississippi State (10/12/96) - 10 rec, 2 TD
- 143, Terry Beasley vs. Ole Miss (1/1/71) - 8 rec, 1 TD
- 143, Ronney Daniels vs. Central Florida (11/6/99) - 10 rec.
- 141, Alexander Wright vs. Alabama (12/2/89) - 7 rec
- 141, Chris Vacarella vs. Tennessee (9/25/76) - 4 rec, 1 TD
- 138, Tyrone Goodson vs. Louisiana Tech (10/11/97) - 8 rec, 2 TD
- 138, Freddie Hyatt vs. Mississippi State (11/11/67) - 8 rec, 3 TD
- 137, Tyrone Goodson vs. Ole Miss (9/13/97) - 6 rec, 1 TD
- 134, Frank Sanders vs. Arkansas (10/30/93) - 7 rec
- 134, Terry Beasley vs. LSU (10/24/70) - 5 rec
- 132, Willie Gosha vs. Army [Independence] (12/31/96) - 10 rec, 1 TD
- 131, Terry Beasley vs. Alabama (11/28/70) - 9 rec
- 130, Clifton Robinson vs. LSU (9/19/98) - 9 rec
- 130, Terry Beasley vs. Georgia (11/13/71) - 4 rec, 2 TD



Frank Sanders caught a school-record 58 passes in 1994.

Receiving Records

2003 Auburn Football

INDIVIDUAL SINGLE-GAME HIGHS

Pass Receptions

No	Player	Opponent	Site	Date	Additional Stats
1.	17 Willie Gosha	Arkansas	Little Rock, AR	10/28/95	222 yds
2.	11 Terry Beasley	Southern Miss	Auburn	10/9/71	100 yds, 1 TD
3.	10 Ronney Daniels	Central Florida	Auburn	11/6/99	143 yds
	10 Willie Gosha	Army [Independence]	Shreveport, LA	12/31/96	132 yds, 1 TD
	10 Tyrone Goodson	Mississippi State	Starkville, MS	10/12/96	145 yds, 2 TD
	10 Thomas Bailey	Florida	Gainesville, FL	10/15/94	117 yds, 1 TD
7.	9 Markeith Cooper	Ole Miss	Auburn	9/25/99	49 yds
	9 Ronney Daniels	Georgia	Athens	11/13/99	246 yds, 2 TD
	9 Karsten Bailey	Georgia	Auburn	11/14/98	114 yds, 1 TD
	9 Clifton Robinson	LSU	Auburn	9/20/98	130 yds, 0 TD
	9 Lawyer Tillman	Georgia	Auburn	11/15/86	150 yds, 2 TD
	9 Terry Beasley	Kentucky	Auburn	10/2/71	194 yds, 1 TD
	9 Terry Beasley	Alabama	Birmingham, AL	11/28/70	131 yds

Receiving Yards

Yds	Player	Opponent	Site	Date	Additional Stats
1.	263 Alexander Wright	Pacific	Auburn	9/9/89	5 rec, 4 TD
2.	246 Ronney Daniels	Georgia	Athens	11/13/99	9 rec, 2 TD
3.	222 Willie Gosha	Arkansas	Little Rock, AR	10/28/95	17 rec
4.	194 Terry Beasley	Kentucky	Auburn	10/2/71	9 rec, 1 TD
5.	176 Terry Beasley	Florida	Gainesville, FL	10/31/70	7 rec, 3 TD
6.	175 Frank Sanders	Miss. State	Starkville, MS	10/8/94	6 rec, 2 TD
7.	173 Frank Sanders	East Carolina	Auburn	11/5/94	6 rec, 2 TD
8.	161 Robert Baker	Ole Miss	Oxford, MS	9/14/96	5 rec, 2 TD
9.	160 Freddy Weygand	Georgia Tech	Auburn	10/20/84	5 rec, 2 TD
10.	156 Tim Carter	Arkansas	Fayetteville	10/27/01	7 rec, 1 TD
11.	152 Freddie Hyatt	UT-Chatt.	Auburn	9/17/66	7 rec, 1 TD



Ronney Daniels caught nine passes for 246 yards against Georgia in 1999.

- 129, Alexander Wright vs. Tennessee (9/30/89) - 4 rec, 1 TD
- 128, Jimmy Phillips vs. Florida State (11/24/56), 6 rec, 1 TD
- 128, Frank Sanders vs. Arkansas (10/29/94) - 7 rec, 1 TD
- 127, Tyrone Goodson vs. LSU (9/20/97) - 6 rec
- 125, Lawyer Tillman vs. Syracuse [Sugar] (1/1/88) - 6 rec, 1 TD
- 121, Deandre Green vs. Louisiana Tech (10/20/01), 8 rec, 2 TD
- 120, Fred Baxter vs. Alabama (11/30/91) - 5 rec
- 120, Byron Franklin vs. Georgia (11/15/80) - 7 rec, 2 T
- 120, Ronney Daniels vs. LSU (9/18/99) - 2 rec, 2 TD
- 118, Erk Russell vs. Georgia (11/12/49) - 3 rec, 1 TD
- 117, Thomas Bailey vs. Florida (10/15/94) - 10 rec, 1 TD
- 117, Freddy Weygand vs. Akron (10/15/88) - 5 rec, 1 TD
- 117, Terry Beasley vs. Oklahoma (11/72) - 6 rec
- 116, Tyrone Goodson vs. Fresno State (9/7/96) - 7 rec, 1 TD
- 116, Terry Beasley vs. Tennessee (9/26/70) - 5 rec, 1 TD
- 115, Karsten Bailey vs. Georgia (11/15/97) 4 rec, 1 TD
- 115, Tyrone Goodson vs. Ole Miss (9/2/95) - 7 rec
- 115, Andy Fuller vs. Florida (10/15/94) - 7 rec, 1 TD
- 114, Karsten Bailey vs. Georgia (11/14/98) - 9 rec, 1 TD
- 114, Lawyer Tillman vs. Florida (10/31/87) - 5 rec, 1 TD
- 113, Marcel Willis vs. Syracuse (9/28/02) - 3 rec



Willie Gosha caught a school record 17 passes against Arkansas in 1995.

- 113, Ronney Daniels vs. Mississippi State (10/9/99) - 4 rec, 1 TD
- 113, Karsten Bailey vs. Arkansas (10/31/98) - 5 rec, 1 TD
- 112, Tyrone Goodson vs. Mississippi State - 4 rec
- 112, Greg Taylor vs. Louisiana Tech (10/6/90) - 8 rec
- 112, Alvin Bresler vs. Georgia (11/14/70) - 7 rec
- 109, Karsten Bailey vs. Arkansas (10/25/97) - 5 rec, 1 TD
- 109, Greg Taylor vs. Vanderbilt (10/13/90) - 5 rec, 2 TD
- 108, Alexander Wright vs. Kansas (9/17/88) - 3 rec, 1 TD
- 108, Mike Currier vs. Tennessee (9/27/69) - 3 rec, 2 TD
- 108, Jimmy Pettus vs. Mississippi State (11/8/58) - 5 TD, 3 rec
- 107, Chris Woods vs. TCU (9/5/81) - 5 rec
- 107, Lee Hayley vs. Wofford (10/11/52) - 2 rec, 1 TD
- 106, Greg Taylor vs. Tennessee (9/29/90) - 8 rec, 2 TD
- 105, Dave Ridgeway vs. Georgia (11/17/51) - 5 rec, 1 TD
- 105, Markeith Cooper vs. LSU (9/18/99) - 5 rec
- 104, Tyrone Goodson vs. Mississippi State (10/7/95) - 5 rec
- 104, Lawyer Tillman vs. Alabama (11/25/88) - 3 rec
- 104, Freddie Hyatt vs. Kentucky (10/7/67) - 3 rec, 2 TD
- 103, Terry Beasley vs. Kentucky (10/3/70) - 4 rec, 2 TD
- 103, Doug Brasse vs. Clemson (10/10/70) - 2 rec
- 103, Terry Beasley vs. Kentucky (11/4/69) - 4 rec, 2 TD
- 102, Jeff Gilligan vs. Kentucky (10/11/75) - 2 rec, 1 TD
- 102, Terry Beasley vs. Alabama (11/27/71) - 8 rec, 1 TD
- 102, Alvin Bresler vs. Ole Miss [Gator] (1/1/71) - 4 rec, 1 TD
- 101, Dick Schmalz vs. Georgia Tech (10/16/71) - 7 rec, 1 TD
- 100, Terry Beasley vs. Southern Miss (10/9/71) - 11 rec, 1 TD
- 100, Jimmy Laster vs. UT-Chattanooga (10/4/58) - 2 rec, 2 TD

Receiving Records

2003 Auburn Football

Did You Know?

Willie Gosha tied an SEC record with 17 catches against Arkansas in 1995. Gosha is one of just three Auburn players to have 200 or more yards receiving in a single game.

100-Yard Receiving Game Leaders

- 12- Terry Beasley (1969-71)
- 9- Tyrone Goodson (1993-97)
- 5- Karsten Bailey (1995-98)
- 4- Ronney Daniels (1999)
- 4- Frank Sanders (1991-94)
- 4- Alexander Wright (1986-89)
- 4- Lawyer Tillman (1985-88)
- 3- Greg Taylor (1987-90)
- 3- Freddy Weygand (1984-88)
- 3- Freddie Hyatt (1965-67)
- 2- Alvin Bresler (1968-70)
- 2- Willie Gosha (1993-96)
- 1- Marcel Willis (1999-02)
- 1- Deandre Green (2000-01)
- 1- Tim Carter (1998-01)
- 1- Clifton Robinson (1997-99)
- 1- Markeith Cooper (1996-99)
- 1- Robert Baker (1995-96)
- 1- Andy Fuller (1992-95)
- 1- Thomas Bailey (1991-94)
- 1- Fred Baxter (1990-92)
- 1- Chris Woods (1980-83)
- 1- Byron Franklin (1977-80)
- 1- Chris Vacarella (1973-76)
- 1- Jeff Gilligan (1975)
- 1- Dick Schmalz (1969-71)
- 1- Doug Brasse (1969-71)
- 1- Mike Currier (1967-69)
- 1- Tim Christian (1966-68)
- 1- Jimmy Pettus (1958-60)
- 1- Jimmy Laster (1957-58)
- 1- Jimmy Phillips (1955-57)
- 1- Lee Hayley (1951-52)
- 1- Dave Ridgeway (1950-51)
- 1- Erk Russell (1946-49)



Karsten Bailey had five 100-yard receiving games in his career. He led Auburn in receiving in 1996, 1997 and 1998.

1962	Howard Simpson	24	301	12.5	2
1963	George Rose	15	202	13.5	4
1964	Tucker Fredrickson	14	101	7.2	0
1965	Freddie Hyatt	21	368	17.5	2
1966	Freddie Hyatt	33	475	14.4	4
1967	Freddie Hyatt	34	553	16.3	6
1968	Tim Christian	47	623	13.3	7
1969	Terry Beasley	34	610	17.94	6
1970	Terry Beasley	52	1051	20.2	11
1971	Terry Beasley	*55	846	15.4	12
1972	Sandy Cannon	11	191	17.4	0
1973	Rett Davis	12	112	9.3	0
1974	Thomas Gossom	20	294	14.7	3
1975	Jeff Gilligan	23	421	18.3	3
1976	Chris Vacarella	15	353	23.5	2
1977	Byron Franklin	13	389	30.0	3
1978	Rusty Byrd	14	220	15.7	1
1979	Byron Franklin	19	373	19.6	3
1980	Byron Franklin	32	598	18.7	9
1981	Chris Woods	13	213	16.4	1
1982	Chris Woods	21	406	19.3	2
1983	Ed West	16	189	11.8	0
1984	Freddy Weygand	32	796	24.9	3
1985	Freddy Weygand	19	367	19.3	1
1986	Lawyer Tillman	35	730	20.9	6
1987	Duke Donaldson	43	398	9.3	1
1988	Freddy Wegand	38	577	15.2	3
1989	Alexander Wright	30	714	23.8	6
1990	Greg Taylor	46	650	14.1	7
1991	Fred Baxter	28	391	14.0	2
1992	Orlando Parker	31	438	14.1	3
1993	Frank Sanders	48	842	17.5	6
1994	Frank Sanders	58	910	15.7	7
1995	Willie Gosha	58	668	11.5	0
1996	Karsten Bailey	45	592	13.2	3
1997	Karsten Bailey	53	840	15.8	7
1998	Karsten Bailey	43	651	15.1	7
1999	Ronney Daniels	56	1068	19.1	9
2000	Ronney Daniels	34	378	11.1	3
2001	Tim Carter	35	570	16.3	3
2002	Marcel Willis	31	417	13.5	1

* - SEC leader

YEARLY LEADERS

Year	Player	Rec	Yards	Avg	TD
1947	John Liptak	12	126	10.5	0
1948	Erk Russell	10	198	19.8	1
1949	Erk Russell	25	454	18.2	2
1950	Fred Duart	20	250	12.5	0
	Lee Hayley	20	187	9.4	0
1951	Lee Hayley	33	306	9.3	2
1952	Lee Hayley	24	395	16.5	6
1953	Jim Pyburn	25	379	15.2	3
1954	Jim Pyburn	*28	460	16.4	4
1955	Jimmy Phillips	14	272	19.4	1
1956	Jimmy Phillips	23	383	16.7	4
1957	Jimmy Phillips	15	357	23.8	4
1958	Geral Wilson	16	207	12.9	0
1959	Leo Sexton	8	75	9.4	0
1960	Joe Leichnam	10	131	13.1	1
1961	Dave Edwards	25	372	14.9	3



Byron Franklin led Auburn in receiving in 1977, 1979, and 1980.

Rushing Records

2003 Auburn Football

INDIVIDUAL RECORDS

Most Attempts

Game: 41, Carnell Williams vs. Georgia (11/10/01)
Season: 324, Rudi Johnson (2000)
Career: 657, Joe Cribbs (1976-79)

Most Net Yards Gained

Game: 307, Curtis Kuykendall vs. Miami (11/24/44)
Season: 1786, Bo Jackson (1985)
Career: 4303, Bo Jackson (1983-85)

Most Net Yards Gained (Quarterback)

Game: 222, Travis Tidwell vs. Furman (10/5/46)
Season: 1006, Jimmy Sidle (1963)
Career: 1884, Phil Gargis (1973-76)

Most Net Yards Gained (Freshman)

Game: 222, Travis Tidwell vs. Furman (10/5/46)
Season: 829, Bo Jackson (1982)

Highest Yards-Per-Rush Average

Game (Min. 5 att.): 20.7, Brent Fullwood vs. Vanderbilt (10/11/86) [7 for 145 yards];
 Dave Middleton vs. UT-Chattanooga (9/25/54) [7 for 145 yards]
Game (Min. 10 att.): 15.7, Brent Fullwood vs. Southwestern Louisiana (9/7/85) [11 for 173 yards]
Game (Min. 15 att.): 13.4, Bobby Hunt vs. Mississippi State (11/7/59) [16 for 214 yards]
Game (Min. 25 att.): 9.3, Curtis Kuykendall vs. Miami (11/24/44) [33 for 307 yards]
Season (Min. 75 att.): 8.4, Tommy Lorino (1956) [82 for 692 yards]
Season (Min. 125 att.): 8.3, Brent Fullwood (1986) [167 for 1391 yds]
Season (Min. 200 att.): 6.4, Bo Jackson (1985) [278 for 1786 yards]
Career (Min. 225 att.): 7.2, Brent Fullwood (1983-86) [390 for 2789 yards]

Highest Yards-Per-Game Average

Season: 162.4, Bo Jackson (1985) [1786 in 11 games]
Career (Min. 300 att.): 113.2, Bo Jackson (1982-85) [4304 in 38 games]

Most Rushing Touchdowns

Game: 5, Joe Cribbs vs. Vanderbilt (10/14/78)
Season: 17, Bo Jackson (1985)
Career: 43, Bo Jackson (1982-85)

Most 100-yard Games

Season: 10, Rudi Johnson (2000)
Career: 21, Bo Jackson (1982-85)

Most 100-yard Games (Quarterback)

Season: 4, Jimmy Sidle (1963)
Career: 5, Jimmy Sidle (1962-64)

Most Consecutive 100-yard games

Season: 7, Joe Cribbs (1978) [Final 7 games of 1978]



Rudi Johnson set an Auburn single-season record with 10 100-yard games in 2000

TEAM RECORDS

Most Attempts

Game: 86 vs. Vanderbilt (9/29/51)
Season: 673 (1984)

Fewest Attempts

Game: 16 vs. Alabama (11/27/71)
Season: 335 (1947)

Most Nets Yards Gained

Game: 565 vs. Southwestern Louisiana (9/7/85)
Season: 3438 (1985)

Fewest Net Yards Gained

Game: (-28) vs. Florida (10/18/97)
Season: 559 (1947)

Highest Yards-Per-Rush Average

Game: 9.74 vs. Southwestern Louisiana (9/7/85) [58 for 565 yds]
Season: 5.66 (1979) [579 for 3279 yards]

Highest Yards-Per-Game Average

Season: 312.5 (1985) [3438 in 11 games]

Most Touchdowns

Game: 8 vs. UT-Chattanooga (9/9/95)
Season: 36 (1985)

TEAM SINGLE-SEASON HIGHS

Rushing Attempts

1. 673 (1984)
2. 647 (1974)
3. 644 (1978)
4. 625 (1981)
5. 620 (1985)
6. 610 (1980)
7. 600 (1983)
- 600 (1977)
9. 582 (1982)
10. 579 (1979)

Rushing Yards

1. 3438 (1985)
2. 3279 (1979)
3. 3231 (1983)
4. 3087 (1974)
5. 3086 (1984)
6. 2804 (1978)
7. 2739 (1982)
8. 2732 (1980)
9. 2687 (1986)
10. 2648 (2002)

Rushing Yards Per Game

1. 312.5 (1985)
2. 298.1 (1979)
3. 293.4 (1983)
4. 280.6 (1974)
5. 257.2 (1984)
6. 254.9 (1978)
7. 249.0 (1982)
8. 248.4 (1980)
9. 244.3 (1986)
10. 224.6 (1977)

Rushing Touchdowns

1. 36 (1985)
2. 35 (1995)
- 35 (1986)
4. 33 (1984)
5. 32 (2002)
6. 31 (1979)
7. 30 (1988)
8. 28 (1983)
9. 27 (1969)
10. 26 (1994)
- 26 (1993)
- 26 (1970)

Rushing Records

2003 Auburn Football

TEAM SINGLE-GAME HIGHS

Rushing Yards

Yds	Opponent	Site	Date	Additional Stats
1. 565	SW Louisiana	Auburn	9/7/85	58 carries, 5 TD
2. 526	Furman	Auburn	11/24/46	4 TD
3. 455	Cincinnati	Auburn	11/10/84	54 carries, 7 TD
4. 450	Maryland	Auburn	11/5/83	61 carries, 3 TD
5. 439	Ole Miss	Auburn	10/5/85	82 carries, 5 TD
6. 438	Richmond	Auburn	10/4/80	63 carries, 6 TD
	Vanderbilt	Auburn	10/13/79	45 carries, 6 TD
	Georgia	Auburn	11/18/78	63 carries, 3 TD
9. 435	Wake Forest	Auburn	9/11/82	57 carries, 4 TD
10. 429	Florida State	Auburn	10/12/85	60 carries, 6 TD

CAREER LEADERS

Rushing Attempts

Player	Seasons	Yards	Avg	Att
1. Joe Cribbs	1976-79	3368	5.13	657
2. Bo Jackson	1982-85	4303	6.62	650
3. James Brooks	1977-80	3523	5.67	621
4. Stacy Danley	1987-90	2427	4.61	526
5. Stephen Davis	1993-95	2811	5.76	488
6. Secdrick McIntyre	1973-76	1992	4.31	462
7. Phil Gargis	1974-76	1884	4.13	456
8. James Joseph	1986-90	2264	5.17	452
9. Travis Tidwell	1946-49	1006	2.29	440
10. James Bostic	1991-93	2084	5.26	396

Rushing Yardage

Player	Seasons	Att	Avg	Yards
1. Bo Jackson	1982-85	650	6.62	4303
2. James Brooks	1977-80	621	5.67	3523
3. Joe Cribbs	1976-79	657	5.13	3368
4. Stephen Davis	1993-95	488	5.76	2811
5. Brent Fullwood	1983-86	390	7.15	2789
6. Stacy Danley	1987-90	526	4.61	2427
7. James Joseph	1986-90	452	5.17	2264
8. James Bostic	1991-93	396	5.26	2084
9. Lionel James	1980-83	348	6.14	2068
10. Secdrick McIntyre	1973-76	462	4.31	1992
11. Fob James	1952-55	317	6.03	1913
12. Phil Gargis	1973-76	456	4.13	1884
13. Tommie Agee	1983-86	356	4.87	1735
14. Jimmy Sidle	1962-64	326	5.22	1703
15. Joe Childress	1953-55	321	5.19	1667
16. Curtis Kuykendall	1944-45	217	7.46	1619
17. Rudi Johnson	2000	324	4.84	1567
18. Terry Henley	1970-72	343	4.47	1534
19. Tommy Lorino	1956-58	227	6.55	1486
20. Monk Gafford	1940-42	221	6.40	1414
21. Mitzi Jackson	1973-75	243	5.65	1373
22. Carnell Williams	2001-02	261	5.21	1359
23. William Andrews	1976-78	267	5.04	1347
24. Ronnie Brown	2001-02	259	5.17	1338
25. Ed Dyas	1958-60	261	4.97	1298
26. Tom Bryan	1964-66	265	4.32	1144
27. George Peoples	1978-81	239	4.54	1085
28. Tucker Frederickson	1962-64	260	4.15	1079
29. Bobby Hoppe	1955-57	194	5.56	1078
30. Charlie Hataway	1951-53	282	3.74	1055



1985 Heisman winner Bo Jackson rushed for 4,303 yards and 43 touchdowns in four seasons at Auburn.

Rushing Touchdowns

Player	Seasons	Att	Yards	Avg	TD
1. Bo Jackson	1982-85	650	4303	6.62	43
2. Joe Cribbs	1976-79	657	3368	5.13	34
3. Stephen Davis	1993-95	488	2811	5.76	30
4. Brent Fullwood	1983-86	390	2789	7.15	24
James Brooks	1977-80	621	3523	5.67	24
6. Reggie Ware	1984-87	231	768	3.32	23
7. James Bostic	1991-93	396	2084	5.26	18
Pat Sullivan	1969-71	151	560	3.71	18
Fob James	1952-55	317	1913	6.03	18
Travis Tidwell	1946-49	440	1006	2.29	18

Yards Per Game (Min. 18 games)

Player	Seasons	Yards	Games	Yds/Gm
1. Bo Jackson	1982-85	4303	38	113.2
2. James Brooks	1977-80	3523	38	92.7
3. Joe Cribbs	1976-79	3368	37	91.0
4. Stephen Davis	1993-95	2811	31	90.7
5. Curtis Kuykendall	1944-45	1619	18	89.9
6. Brent Fullwood	1983-86	2789	39	71.5
7. Secdrick McIntyre	1973-76	1992	29	68.7
8. Stacy Danley	1987-90	2427	37	65.6
9. Terry Henley	1970-72	1534	24	63.9

Did You Know?

Bo Jackson is still ranked in the top 35 nationally with 4,303 career rushing yards.

Rushing Records

2003 Auburn Football

Yards Per Carry (min. 300 attempts)

Player	Seasons	Yards	Att	Avg
1. Brent Fullwood	1983-86	2789	390	7.15
2. Bo Jackson	1982-85	4303	650	6.62
3. Lionel James	1980-83	2138	348	6.14
4. Fob James	1952-55	1913	317	6.03
5. Stephen Davis	1993-95	2811	488	5.76
6. James Brooks	1977-80	3523	621	5.67
7. James Bostic	1991-93	2084	396	5.26
8. Jimmy Sidle	1962-64	1703	326	5.22
9. Joe Childress	1953-55	1667	321	5.19
10. James Joseph	1986-89	1851	358	5.17

INDIVIDUAL SINGLE-SEASON HIGHS

Rushing Attempts

Player	Year	Yards	Avg	Att
1. Rudi Johnson	2000	1567	4.84	324
2. Bo Jackson	1985	1786	6.42	278
3. James Brooks	1980	1314	5.03	261
4. Joe Cribbs	1978	1205	4.76	253
5. Stephen Davis	1994	1263	5.71	221
6. Terry Henley	1972	843	3.90	216
7. Joe Cribbs	1979	1120	5.60	200
8. James Bostic	1993	1205	6.06	199
9. James Bostic	1992	819	4.40	186
10. Jimmy Sidle	1963	1006	5.44	185

Rushing Yardage

Player	Year	Att	Avg	Yards
1. Bo Jackson	1985	278	6.42	1786
2. Rudi Johnson	2000	324	4.84	1567
3. Brent Fullwood	1986	167	8.33	1391
4. James Brooks	1980	261	5.03	1314
5. Stephen Davis	1994	221	5.71	1263
6. Bo Jackson	1983	158	7.68	1213
7. James Brooks	1979	163	7.41	1208
8. James Bostic	1993	199	6.06	1205
Joe Cribbs	1978	253	4.76	1205
10. Joe Cribbs	1979	200	5.60	1120
11. Stephen Davis	1995	180	5.93	1068
12. Ronnie Brown	2002	175	5.76	1008
13. Jimmy Sidle	1963	185	5.44	1006
14. Monk Gafford	1942	132	7.61	1004

Rushing Yards Per Game

Player	Year	GP	Yards	Yds/Game
1. Bo Jackson	1985	11	1786	162.4
2. Rudi Johnson	2000	12	1567	130.6
3. Brent Fullwood	1986	11	1391	126.5
4. Joe Cribbs	1978	10	1205	120.5
5. James Brooks	1980	11	1314	119.5
6. Stephen Davis	1994	11	1263	114.8
7. Bo Jackson	1983	11	1213	110.3
8. James Brooks	1979	11	1208	109.8
9. James Bostic	1993	11	1203	109.6
10. Carnell Williams	2002	7	745	106.4

Did You Know?

Brent Fullwood set an SEC record with an 8.3 yards per carry average in 1986 (min. 100 attempts).

Rushing Touchdowns

Player	Year	Att	Yards	Avg	TD
1. Bo Jackson	1985	278	1786	6.42	17
2. Joe Cribbs	1978	253	1205	4.76	16
3. Stephen Davis	1995	180	1068	5.93	14
Joe Cribbs	1979	200	1120	5.60	14
5. Ronnie Brown	2002	175	1008	5.76	13
Rudi Johnson	2000	324	1567	4.84	13
Stephen Davis	1994	221	1263	5.71	13
8. James Bostic	1993	199	1205	6.06	12
Bo Jackson	1983	158	1213	7.68	12
10. Reggie Ware	1986	54	192	3.56	11
Billy Atkins	1957	90	359	3.99	11
12. Carnell Williams	2002	141	745	5.28	10
Brent Fullwood	1986	167	1391	8.33	10
James Brooks	1979	163	1208	7.41	10
Terry Henley	1972	216	843	3.90	10
Jimmy Sidle	1963	185	1006	5.44	10

Yards Per Carry (min. 80 attempts)

Player	Year	Yards	Att	Avg
1. Tommy Lorino	1956	692	82	8.44
2. Brent Fullwood	1986	1391	167	8.33
3. Bo Jackson	1983	1213	158	7.68
4. Monk Gafford	1942	1004	132	7.61
5. Brent Fullwood	1985	684	92	7.43
6. James Brooks	1979	1208	163	7.41
7. Fob James	1955	879	123	7.15
8. Lionel James	1982	779	113	6.89
9. Bobby Hoppe	1956	542	83	6.530
10. Bo Jackson	1982	829	127	6.528



James Brooks is ranked in the top five in three single-season records.

Rushing Records

2003 Auburn Football

INDIVIDUAL SINGLE-GAME HIGHS

Rushing Attempts

No	Player	Opponent	Site	Date	Other Stats	
1.	41	Carnell Williams	Georgia	Athens, GA	11/10/01	167 yards
2.	40	Carnell Williams	Syracuse	Auburn	9/28/02	202 yards
3.	38	Stacy Danley	Georgia	Auburn	11/12/88	172 yards
	38	Bo Jackson	Ole Miss	Auburn	10/5/85	240 yards
5.	37	Ronnie Brown	Penn State	Orlando, FL	1/1/03	184 yards
	37	Rudi Johnson	Alabama	Tuscaloosa	11/18/00	130 yards
7.	36	Joe Cribbs	Miss. State	Starkville, MS	11/11/78	159 yards
	36	Rudi Johnson	LSU	Auburn	9/16/00	139 yards
9.	35	James Joseph	Miss. State	Auburn	10/28/89	172 yards
	35	James Brooks	LSU	Baton Rouge, LA	10/11/80	210 yards
11.	34	Joe Cribbs	Georgia	Auburn	11/18/78	250 yards
12.	33	Ronnie Brown	Ole Miss	Oxford, MS	11/2/02	224 yards
	33	Rudi Johnson	Louisiana Tech	Auburn	10/21/00	249 yards
	33	Stephen Davis	Ole Miss	Oxford, MS	9/3/94	158 yards
	33	James Brooks	Florida	Gainesville, FL	11/1/80	163 yards
	33	Terry Henley	Ole Miss	Jackson, MS	10/7/72	150 yards
	33	Curtis Kuykendall	Miami	Miami, FL	11/24/46	307 yards
18.	32	Stephen Davis	Georgia	Auburn	11/12/94	186 yards
	32	Bo Jackson	Georgia Tech	Atlanta, GA	11/19/85	242 yards
	32	Joe Cribbs	Alabama	Birmingham, AL	12/2/78	118 yards
	32	Terry Henley	Miss. State	Jackson, MS	9/9/72	136 yards
22.	31	Bo Jackson	Alabama	Birmingham, AL	11/30/85	142 yards
	31	James Brooks	Georgia Tech	Auburn	10/18/80	134 yards
24.	30	Bo Jackson	Florida State	Auburn	10/12/85	176 yards
	30	Bo Jackson	Southern Miss	Auburn	9/14/85	205 yards
	30	James Brooks	Richmond	Auburn	10/4/80	204 yards
	30	Joe Cribbs	Florida	Gainesville, FL	11/4/78	111 yards
	30	James Brooks	Kansas State	Manhattan, KS	9/16/78	206 yards



James Joseph

Rushing Yards

Yds	Player	Opponent	Site	Date	Other Stats	
1.	307	Curtis Kuykendall	Miami	Miami, FL	11/24/46	33 carries, 4 TD
2.	290	Bo Jackson	SW Louisiana	Auburn	9/7/85	23 carries, 4 TD
3.	256	Bo Jackson	Alabama	Birmingham, AL	12/3/83	20 carries, 2 TD
4.	250	Joe Cribbs	Georgia	Auburn	11/18/78	34 carries, 2 TD
5.	249	Rudi Johnson	Louisiana Tech	Auburn	10/21/00	33 carries, 4 TD
6.	246	Stephen Davis	Arkansas	Auburn	10/29/94	27 carries, 3 TD
7.	242	Bo Jackson	Georgia Tech	Atlanta, GA	10/19/85	32 carries, 1 TD
8.	240	Bo Jackson	Ole Miss	Auburn	10/5/85	38 carries, 2 TD
9.	226	James Brooks	Kansas State	Manhattan, KS	9/16/78	30 carries, 3 TD
10.	224	Ronnie Brown	Ole Miss	Oxford, MS	11/2/02	33 carries, 3 TD
11.	222	Travis Tidwell	Furman	Auburn	10/5/46	18 carries, 1 TD
12.	219	Tommie Agee	Maryland	Auburn	11/5/83	24 carries, 2 TD
	219	Joe Cribbs	Vanderbilt	Auburn	10/13/79	14 carries, 3 TD
14.	214	Bobby Hunt	Miss. State	Birmingham, AL	11/7/59	16 carries
15.	211	James Bostic	Arkansas	Auburn	10/31/92	32 carries, 2 TD
16.	210	James Brooks	LSU	Baton Rouge, LA	10/11/80	30 carries, 1 TD
17.	207	Brent Fullwood	Tennessee	Auburn	9/27/86	18 carries, 1 TD
18.	205	Bo Jackson	Southern Miss	Auburn	9/14/85	30 carries, 2 TD
19.	204	James Brooks	Richmond	Auburn	10/4/80	30 carries, 2 TD
20.	202	Carnell Williams	Syracuse	Auburn	9/28/02	40 carries, 2 TD
21.	196	Bo Jackson	Florida	Auburn	10/29/83	16 carries, 2 TD
22.	186	Stephen Davis	Georgia	Auburn	11/12/94	32 carries, 2 TD



Brent Fullwood

Did You Know?


Auburn led the Southeastern Conference in rushing offense in 1953 (225.5 ypg), 1954 (249.6), 1955 (241.3), 1956 (276.0), 1969 (224.1), 1983 (257.2), 1984 (257.2) and 1985 (312.5).

Rushing Records

2003 Auburn Football

LONGEST RUNS

1. 92, Ralph O'Gwynne vs. Loyola (11/21/36)
2. 88, Brent Fullwood vs. Mississippi State (10/25/86)
3. 87, Lionel James vs. Georgia (11/13/82)
4. 85, Joe Cribbs vs. Alabama (11/26/77)
5. 84, Lionel James vs. Southern Miss (9/10/83) [no TD]
- 84, Connie Frederick vs. Alabama (11/29/69)
7. 82, Phil Gargis vs. Florida State (10/23/76)
8. 80, Bo Jackson vs. Florida (10/29/83)
- 80, Travis Tidwell vs. Furman (11/24/46)
10. 79, James Brooks vs. Vanderbilt (10/13/79)
- 79, Bobby Freeman vs. Wofford (10/5/51)
- 79, Ralph O'Gwynne vs. Birmingham-Southern (9/25/36)
13. 78, Terry Henley vs. Clemson (10/1070)
- 78, Rudi Johnson vs. Louisiana Tech (10/21/00)
15. 77, Eric Hines-Tucker vs. UT-Chattanooga (9/9/95)
- 77, Jimmy Sidle vs. Florida State (11/23/63)
- 77, Jimmy Fenton vs. Birmingham-Southern (9/25/36)
18. 76, James Joseph vs. Kansas (9/17/88)
- 76, Bo Jackson vs. Georgia Tech (10/19/85)
- 76, Bo Jackson vs. Southwestern Louisiana (9/7/85)
- 76, Fob James vs. UT-Chattanooga (9/24/55)
22. 75, Casey Kimbrell vs. Duke (11/4/33)
23. 74, Lionel James vs. Mississippi State (10/22/83)
- 74, Dick McGowan vs. Florida (11/26/38)
25. 73, Alex Smith vs. Vanderbilt (10/12/91)
26. 72, James Brooks vs. Kansas State (9/16/78)
27. 71, Bo Jackson vs. Alabama (12/3/83)
28. 70, Rudi Johnson vs. Wyoming (8/31/00)
- 70, James Bostic vs. Alabama (11/20/93)
- 70, Brent Fullwood vs. Southwestern Louisiana (9/7/85)
- 70, Bobby Hoppe vs. Mississippi State (11/10/56)
32. 69, Collis Campbell vs. Florida State (10/13/84)
- 69, Bo Jackson vs. Alabama (12/3/83)
- 69, Sam Dejarnette vs. Richmond (10/4/80)
35. 68, Tommie Agee vs. Florida State (10/12/85) [no TD]
- 68, James Brooks vs. Georgia Tech (10/2079)
- 68, James Brooks vs. Kansas State (9/16/78)
- 68, Dwight Hurston vs. Georgia Tech (10/19/68)
- 68, Fob James vs. Kentucky (10/8/55)
- 68, Jackie Creel vs. Louisiana College (11/3/51)
41. 67, Bo Jackson vs. Georgia (11/16/85)
- 67, Lionel James vs. Wake Forest (9/11/82)
- 67, James Brooks vs. Georgia (11/17/79)
44. 66, Alex Smith vs. Cal State Fullerton (9/8/90) [no TD]
- 66, James Brooks vs. Mississippi State (11/10/79)
46. 65, Carnell Williams vs. Vanderbilt (9/14/02)
- 65, Brent Fullwood vs. Cincinnati (11/10/84)
- 65, Bobby Freeman vs. Georgia (11/14/53)
49. 64, Reid McMillion vs. Southern Miss (9/25/93) [no TD]
50. 63, Tony Richardson vs. Southern Miss (11/10/90) [no TD]
- 63, George Peoples vs. Alabama (11/28/81)
52. 62, Markeith Cooker vs. Fresno State (9/7/96)
- 62, Jim Reynolds vs. Maryland (10/25/58)
- 62, Ed Dyas vs. UT-Chattanooga (10/458)
55. 61, Mitzi Jackson vs. Memphis (9/13/75)
- 61, Fob James vs. UT-Chattanooga (9/24/55)
57. 60, Joe Cribbs vs. Georgia (11/18/78)
- 60, Charlie Trotman vs. Georgia (11/18/78)



Stephen Davis

INDIVIDUAL SINGLE-GAME HIGHS

Auburn's 150-yard Rushing Games

- 307, Curtis Kuykendall vs. Miami (11/24/46) - 33 carries
- 290, Bo Jackson vs. SW Louisiana (9/7/85) - 23 carries
- 256, Bo Jackson vs. Alabama (12/3/83) - 20 carries
- 250, Joe Cribbs vs. Georgia (11/18/78) - 34 carries
- 249, Rudi Johnson vs. Louisiana Tech (10/21/00) - 33 carries
- 246, Stephen Davis vs. Arkansas (10/29/94) - 27 carries
- 242, Bo Jackson vs. Georgia Tech (10/19/85) - 32 carries
- 240, Bo Jackson vs. Ole Miss (10/5/85) - 38 carries
- 226, James Brooks vs. Kansas State (9/16/78) - 30 carries
- 224, Ronnie Brown vs. Ole Miss (11/2/02) - 33 carries
- 222, Travis Tidwell vs. Furman (10/5/46) - 18 carries
- 219, Tommie Agee vs. Maryland (11/5/83) - 24 carries
- 219, Joe Cribbs vs. Vanderbilt (10/13/79) - 14 carries
- 214, Bobby Hunt vs. Mississippi State (11/7/59) - 16 carries
- 211, James Bostic vs. Arkansas (10/31/92) - 32 carries
- 210, James Brooks vs. LSU (10/11/80) - 30 carries
- 207, Brent Fullwood vs. Tennessee (9/27/86) - 18 carries
- 205, Bo Jackson vs. Southern Miss (9/14/85) - 30 carries
- 204, James Brooks vs. Richmond (10/4/80) - 30 carries
- 202, Carnell Williams vs. Syracuse (9/28/02) - 40 carries
- 200, James Brooks vs. Georgia (11/17/79) - 13 carries
- 196, Bo Jackson vs. Florida (10/29/83) - 16 carries
- 186, Stephen Davis vs. Georgia (11/12/94) - 32 carries
- 184, Ronnie Brown vs. Penn State (11/1/03) - 37 carries
- 183, James Bostic vs. Georgia (11/13/93) - 19 carries
- 183, Brent Fullwood vs. Ga. Tech (10/18/86) - 21 carries
- 179, Brent Fullwood vs. Miss. State (10/25/86) - 16 carries
- 178, Fob James vs. UT-Chattanooga (9/24/55) - 14 carries
- 177, Carnell Williams vs. Arkansas (10/27/01) - 19 carries
- 177, Mitzi Jackson vs. Memphis (9/13/75) - 21 carries
- 176, Bo Jackson vs. Florida State (10/12/85) - 30 carries
- 175, James Brooks vs. Georgia Tech (10/20/79) - 20 carries
- 174, Rudi Johnson vs. Wyoming (8/31/00) - 27 carries
- 173, Brent Fullwood vs. Southwestern Louisiana (9/7/85) - 11 carries
- 172, James Joseph vs. Miss. State (10/28/89) - 35 carries
- 172, Stacy Danley vs. Georgia (11/12/88) - 38 carries
- 172, Lionel James vs. Southern Mississippi (9/10/83) - 16 carries
- 170, Carnell Williams vs. Vanderbilt (9/14/02) - 20 carries
- 169, Bo Jackson vs. Mississippi State (10/26/85) - 28 carries
- 167, Carnell Williams vs. Georgia (11/10/01) - 41 carries
- 167, Wallace Clark vs. Kentucky (10/3/70) - 13 carries
- 166, Brent Fullwood vs. Florida (11/1/86) - 27 carries
- 166, Joe Cribbs vs. Georgia (11/17/79) - 27 carries
- 165, Rudi Johnson vs. Ole Miss (9/9/00) - 29 carries
- 164, Joe Childress vs. Miami (11/6/54) - 29 carries
- 163, Ronnie Brown vs. Florida (10/19/02) - 22 carries
- 163, James Brooks vs. Florida (11/1/80) - 33 carries
- 162, Stephen Davis vs. Mississippi State (10/7/95) - 20 carries
- 162, Tom Bryan vs. Georgia (11/13/65) - 19 carries
- 160, Casinious Moore vs. Mississippi State (10/6/01) - 20 carries
- 160, Phil Gargis vs. Georgia (11/16/74) - 24 carries
- 159, James Brooks vs. Mississippi State (10/25/80) - 29 carries
- 159, Joe Cribbs vs. Mississippi State (11/11/78) - 36 carries
- 158, Stephen Davis vs. Ole Miss (9/3/94) - 33 carries
- 157, Stacy Danley vs. Alabama (11/27/87) - 26 carries
- 156, James Brooks vs. Tennessee (9/30/78) - 17 carries
- 155, Brent Fullwood vs. East Carolina (11/9/85) - 14 carries
- 155, George Peoples vs. Alabama (11/28/81) - 26 carries
- 154, Jimmy Sidle vs. Florida (11/2/63) - 18 carries
- 152, Rudi Johnson vs. Georgia (11/11/00) - 34 carries
- 152, Stephen Davis vs. Georgia (11/11/95) - 28 carries
- 152, Terry Henley vs. UT-Chattanooga (9/23/72) - 22 carries
- 150, Joe Cribbs vs. Wake Forest (10/28/78) - 27 carries
- 150, Terry Henley vs. Ole Miss (10/7/72) - 33 carries

Rushing Records

2003 Auburn Football

100-Yard Rushing Game Leaders

- 21 - Bo Jackson (1982-85)
- 15 - James Brooks (1977-80)
- 13 - Joe Cribbs (1976-79)
- 12 - Stephen Davis (1993-95)
- 10 - Rudi Johnson (2000)
- 10 - James Bostic (1991-93)
- 10 - Brent Fullwood (1983-86)
- 6 - Stacy Danley (1987-89)
- 6 - Lionel James (1980-83)
- 5 - Carnell Williams (2001-02)**
- 5 - James Joseph (1986-90)
- 5 - Terry Henley (1970-72)
- 5 - Jimmy Sidle (1962-64)
- 5 - Fob James (1952-55)
- 4 - Ronnie Brown (2001-02)**
- 4 - William Andrews (1976-78)
- 4 - Phil Gargis (1974-76)
- 4 - Mitzi Jackson (1973-75)



James Bostic

Opponent 150-yard Rushing Games

- 241, Fred Talley, Arkansas (10/12/02) - 1 TD
- 233, Bobby Marlow, Alabama (12/1/51) - 3 TD
- 232, Cecil Collins, LSU (9/20/97) - 2 TD
- 225, Reggie Cobb, Tennessee (9/30/89) - 1 TD
- 221, Johnny Musso, Alabama (11/28/70) - 1 TD
- 204, Bobby Humphrey, Alabama (11/29/86)
- 203, Kevin McLee, Georgia (11/13/76) - 1 TD
- 199, Santonio Beard, Alabama (11/17/01) - 2 TD
- 196, Errict Rhett, Florida (10/16/93) - 1 TD
- 192, Gene Jelks, Alabama (11/30/85) - 2 TD
- 186, Madre Hill, Arkansas (10/28/95) - 1 TD
- 177, Herschel Walker, Georgia (11/13/82) - 2 TD
- 177, Larry Gressette, Clemson (11/24/51) - 1 TD
- 173, Lew Thomas, Vanderbilt (9/29/01) - 2 TD
- 170, Larry Key, Florida State (11/22/77) - 2 TD
- 169, Earnest Graham, Florida (12/2/00)
- 168, Bobby North, Georgia Tech (10/15/49) - 1 TD
- 167, Johnny Musso, Alabama (11/27/71) - 2 TD
- 165, Herschel Walker, Georgia (11/14/81) - 1 TD
- 164, Moe Williamson, Kentucky (9/30/95) - 2 TD
- 164, Sherman Williams, Alabama (11/19/94) - 1 TD
- 163, Fred Cone, Clemson (11/25/50) - 3 TD
- 161, Fred Talley, Arkansas (10/28/00) - 1 TD
- 158, Al Pollard, Georgia (11/13/76) - 2 TD
- 157, Torin Kirtsey, Georgia (11/11/95) - 2 TD
- 153, Reggie Taylor, Cincinnati (11/8/86) - 1 TD



Stacy Danley led Auburn in rushing in 1987, '88, and '90.

YEARLY LEADERS

Year	Player	Att	Yards	Avg	TD
1947	Billy Ball	44	157	3.6	
1948	Russell Inman	97	227	2.0	
1949	Charlie Langner	111	405	3.6	
1950	Jim McGowen	57	225	3.9	
1951	Homer Williams	148	721	4.9	
1952	Charles Hataway	114	433	3.8	
1953	Fob James	73	482	6.6	
1954	Joe Childress	148	*836	5.6	
1955	Fob James	123	*879	7.1	
1956	Tommy Lorino	*82	*692	8.4	
1957	Tommy Lorino	78	443	5.7	1
1958	Tommy Lorino	67	349	5.2	3
1959	Bobby Hunt	98	552	5.6	
1960	Ed Dyas	89	451	5.1	2
1961	Larry Rawson	121	448	3.7	3
1962	Jimmy Sidle	61	398	6.5	4
1963	Jimmy Sidle	185	*1006	5.4	10
1964	Tucker Frederickson	129	571	4.4	5
1965	Tom Bryan	133	561	4.2	5
1966	Richard Plagge	110	420	3.8	0
1967	Al Giffen	121	392	3.2	5
1968	Dwight Hurston	110	349	3.1	2
1969	Mickey Zofko	119	565	4.7	5
1970	Wallace Clark	86	422	4.9	5
1971	Tommy Lowry	87	499	5.7	6
1972	Terry Henley	87	*499	5.7	10
1973	Sedrick McIntyre	64	315	4.9	4
1974	Sedrick McIntyre	170	839	4.9	6
1975	Phil Gargis	162	658	4.1	2
1976	Phil Gargis	142	534	3.7	9
1977	Joe Cribbs	161	872	5.4	4
1978	Joe Cribbs	253	*1205	4.8	16
1979	James Brooks	163	*1208	7.4	10
1980	James Brooks	261	1314	5.0	9
1981	Lionel James	111	561	5.1	1
1982	Bo Jackson	127	829	6.5	9
1983	Bo Jackson	158	1213	7.7	12
1984	Brent Fullwood	117	628	5.4	7
1985	Bo Jackson	278	*1786	6.4	17
1986	Brent Fullwood	167	*1391	8.3	10
1987	Stacy Danley	94	468	5.0	1
1988	Stacy Danley	179	877	4.9	7
1989	James Joseph	172	817	4.8	4
1990	Stacy Danley	103	430	4.2	2
1991	Joe Frazier	140	651	4.7	4
1992	James Bostic	186	819	4.4	5
1993	James Bostic	199	*1205	6.1	12
1994	Stephen Davis	221	*1263	5.7	13
1995	Stephen Davis	180	1068	5.9	14
1996	Rusty Williams	80	439	5.5	4
1997	Rusty Williams	77	277	3.6	4
1998	Michael Burks	152	483	3.2	0
1999	Heath Evans	93	357	3.5	2
2000	Rudi Johnson	324	*1567	4.8	13
2001	Carnell Williams	120	614	5.1	6
2002	Ronnie Brown	175	1008	5.8	13

* - SEC leader

Did You Know?

Auburn running backs have led the Southeastern Conference in rushing eight times since 1970, almost twice more than any other league school.

Scoring Records

2003 Auburn Football

INDIVIDUAL RECORDS

Most Points Scored

Game: 30, Joe Cribbs vs. Vanderbilt (10/14/78) [5 TD]
Season: 102, Bo Jackson (1985) [17 TD]
Career: 274, Bo Jackson (1982-85) [45 TD & 2 two-pt PAT]

Most Points Scored by a Kicker

Game: 18, Al Del Greco vs. Kentucky (10/9/82) [6 FG]
Season: 86, Scott Etheridge (1992) [22 FG & 20 PAT]
Career: 160, Damon Duval (1999-2002) [45 FG & 125 PAT]

Most Touchdowns Scored

Game: 5, Joe Cribbs vs. Vanderbilt (10/14/78)
Season: 17, Stephen Davis (1995); Bo Jackson (1985)
Career: 45, Bo Jackson (1982-85)

Most Field Goals Made

Game: 6, Al Del Greco vs. Kentucky (10/9/82)
Season: 22, Scott Etheridge (1992)
Career: 45, Damon Duval (1999-2002)

Most Field Goals Attempted

Season: 28, Scott Etheridge (1992)
Career: 74, Damon Duval (1999-2002)

Highest Field Goal Percentage

Season: 86.7, Matt Hawkins (1995) [13-of-15]
Career (Min. 20 Att.): 79.1, Scott Etheridge (1992-93) [34-of-43]

Longest Field Goal Made

Game: 57, Neil O'Donoghue vs. Tennessee (9/25/76)

Most PAT Kicks Made

Game: 9, Gardner Jett vs. Florida (10/31/70)
Season: 45, Scott Etheridge (1993)
Career: 125, Damon Duval (1999-2002)

Highest PAT Percentage

Season: 1.000, 14 times [Last: Damon Duval (2002) 40-40]
Career (Min. 20 Att.): 1.000, Damon Duval (1999-02) [125-125]

Most Consecutive Pats made

One Season: 45, Scott Etheridge (1993)
Two Seasons: 68-68, Damon Duval (2001-02)

TEAM RECORDS

Most Points Scored

Game: 94 vs. Georgia Tech (11/17/1894)
Modern Game: 76 vs. UT-Chattanooga (9/9/95)
Season: 424 (1995)

Highest Points-Per-Game Average

Season: 38.5 (1995)



Joe Cribbs scored a school record 30 points against Vanderbilt in 1978.

Fewest Points Scored

Game: 0, many times [Last: vs. Tennessee (10/2/99)]
Season: 31 (1951)

Most Touchdowns Scored

Game: 11 vs. UT-Chattanooga (9/9/95)
Season: 56 (1995)

Most Field Goals Made

Game: 6 vs. Kentucky (10/9/82)
Season: 17 (1990)

Most PAT Kicks Made

Game: 10 vs. UT-Chattanooga (9/9/95)
Season: 49 (1986)

Most PAT Kicks Attempted

Game: 11 vs. UT-Chattanooga (9/9/95)
Season: 49 (1995 & 1986)

CAREER LEADERS

Scoring

Player	Seasons	TD	FG	PAT	Pts
1. Bo Jackson	1982-85	45	0	*2	274
2. Damon Duval	1999-02	1	45	125	266
3. Al Del Greco	1980-83	0	42	110	236
4. Win Lyle	1987-89	0	45	95	230
5. Joe Cribbs	1976-79	35	0	*3	216
6. Jorge Portela	1977-79	0	38	74	188
7. James Brooks	1977-80	30	0	0	180
Terry Beasley	1969-71	30	0	0	180
9. John Riley	1967-69	0	31	80	173
10. Scott Etheridge	1992-93	0	34	65	167
Gardner Jett	1970-72	0	23	98	167

* - two-point conversions

Most Points Kicking

Player	Seasons	FG	PAT	Pts
1. Damon Duval	1999-02	45	125	260
2. Al Del Greco	1980-83	42	110	236
3. Win Lyle	1987-89	45	95	230
4. Jorge Portela	1977-79	38	74	188
5. John Riley	1967-69	31	80	173
6. Scott Etheridge	1992-93	34	65	167
Gardner Jett	1970-72	23	98	167
8. Jaret Holmes	1996-97	27	79	160
Matt Hawkins	1994-95	26	82	160
10. Jim Von Wyl	1990-91	32	45	141

Field Goals Made

Player	Seasons	Pct	FGA	FGM
1. Damon Duval	1999-02	.608	74	45
Win Lyle	1987-89	.763	59	45
3. Al Del Greco	1980-83	.609	69	42
4. Jorge Portela	1977-79	.613	62	38
5. Scott Etheridge	1992-93	.791	43	34
6. Jim Von Wyl	1990-91	.667	48	32
7. John Riley	1967-69	.492	63	31
8. Jaret Holmes	1996-97	.730	37	27
9. Matt Hawkins	1994-95	.788	33	26
10. Neil O'Donoghue	1975-76	.535	43	23
Gardner Jett	1970-72	.676	34	23

Scoring Records

2003 Auburn Football

Field Goals Attempted

Player	Seasons	FGM	FGA
1. Damon Duval	1999-02	45	74
2. Al Del Greco	1980-83	42	69
3. John Riley	1967-69	31	63
4. Jorge Portela	1977-79	38	62
5. Win Lyle	1987-89	45	59
6. Jim Von Wyl	1990-91	32	48
7. Scott Etheridge	1992-93	34	43
Neil O'Donoghue	1975-76	23	43
Woody Woodall	1961-63	19	43
10. Jaret Holmes	1996-97	27	37

Field Goal Percentage (Min. 10 Made)

Player	Seasons	FGM	FGA	Pct
1. Scott Etheridge	1992-93	34	43	.791
2. Matt Hawkins	1994-95	26	33	.788
3. Win Lyle	1987-89	45	59	.763
4. Jaret Holmes	1996-97	27	37	.730
5. Ed Dyas	1958-60	17	24	.708
6. Gardner Jett	1970-72	23	34	.676
7. Jim Von Wyl	1990-91	32	48	.667
Robert McGinty	1984	12	18	.667
9. Rob Bironas	1998-99	13	20	.650
10. Jorge Portela	1977-79	38	62	.613

PATs Made (Min. 50 Made)

Player	Seasons	Pct	Att	Made
1. Damon Duval	1999-02	1.000	125	125
2. Al Del Greco	1980-83	.991	111	110
3. Gardner Jett	1970-72	.942	104	98
4. Win Lyle	1987-89	.990	96	95
5. Matt Hawkins	1994-95	.932	88	82
6. John Riley	1967-69	.860	93	80
7. Jaret Holmes	1996-97	.963	82	79
8. Jorge Portela	1977-79	.949	78	74
9. Scott Etheridge	1992-93	1.000	65	65
10. Chris Knapp	1985-86	.984	63	62



Al Del Greco holds four Auburn career scoring records.

PATs Attempted (Min. 50 Att.)

Player	Seasons	Made	Pct	Att
1. Damon Duval	1999-02	125	1.000	125
2. Al Del Greco	1980-83	110	.991	111
3. Gardner Jett	1970-72	98	.942	104
4. Win Lyle	1987-89	95	.990	96
5. John Riley	1967-69	80	.860	93
6. Matt Hawkins	1994-95	82	.932	88
7. Jaret Holmes	1996-97	79	.963	82
8. Jorge Portela	1977-79	74	.949	78
9. Joe Davis	1951-53	54	.794	68
10. Scott Etheridge	1992-93	65	1.000	65

PAT Percentage (Min. 20 made)

Player	Seasons	Made	Att	Pct
1. Damon Duval	1999-02	125	125	1.000
Scott Etheridge	1992-93	65	65	1.000
3. Al Del Greco	1980-83	110	111	.991
4. Win Lyle	1987-89	95	96	.990
5. Chris Knapp	1985-86	62	63	.984
6. Neil O'Donoghue	1975-76	32	33	.970
7. Robert McGinty	1984	31	32	.969
8. Jaret Holmes	1996-97	79	82	.9634
9. Chris Wilson	1974-75	26	27	.9630
10. Jorge Portela	1977-79	74	78	.949
11. Gardner Jett	1970-72	98	104	.942

INDIVIDUAL SINGLE-SEASON HIGHS

Scoring

Player	Year	TD	FG	PAT	Pts
1. Stephen Davis	1995	17	0	0	102
Bo Jackson	1985	17	0	0	102
3. Joe Cribbs	1978	16	0	*1	98
4. Joe Cribbs	1979	15	0	*2	94
5. Scott Etheridge	1992	0	22	20	86
6. Bo Jackson	1983	14	0	0	84
Ronnie Brown	2002	14	0	0	84
8. Jaret Holmes	1996	0	13	43	82
Billy Atkins	1957	11	1	13	82
10. Matt Hawkins	1995	0	13	42	81
Scott Etheridge	1993	0	12	45	81

* - two-point conversions

Most Points Kicking

Player	Year	FG	PAT	Pts
1. Scott Etheridge	1992	22	20	86
2. Jaret Holmes	1996	13	43	82
3. Matt Hawkins	1995	13	42	81
Scott Etheridge	1993	12	45	81
5. Matt Hawkins	1994	13	40	79
Chris Knapp	1986	10	49	79
7. Jaret Holmes	1997	14	36	78
Jim Von Wyl	1990	17	27	78
Win Lyle	1988	14	36	78
10. Win Lyle	1987	15	32	77

Did You Know?

In 1960, Ed Dyas led the nation with 13 made field goals. Dyas was 13-of-18 with a long field goal of 37 yards during the season.

Scoring Records

2003 Auburn Football



Matt Hawkins holds the school record for single-season field goal percentage (.867).

Field Goals Made

Player	Year	Pct	FGA	FGM
1. Scott Etheridge	1992	.786	28	22
2. Jim Von Wyl	1990	.773	22	17
3. Damon Duval	2001	.615	26	16
Win Lyle	1989	.842	19	16
5. Jim Von Wyl	1991	.577	26	15
Win Lyle	1987	.789	19	15
Jorge Portela	1977	.682	22	15
8. Jaret Holmes	1997	.824	17	14
Damon Duval	2000	.778	18	14
10. Jaret Holmes	1996	.650	20	13
Matt Hawkins	1995	.867	15	13
Matt Hawkins	1994	.722	18	13
Al Del Greco	1982	.619	21	13
Jorge Portela	1979	.684	19	13
Ed Dyas	1960	.722	18	13

Field Goals Attempted

Player	Year	FGM	Pct	FGA
1. Scott Etheridge	1992	22	.786	28
2. Jim Von Wyl	1991	15	.577	26
Damon Duval	2001	16	.615	26
4. John Riley	1968	12	.480	25
5. Neil O'Donoghue	1975	12	.522	23
6. Jim Von Wyl	1990	17	.773	22
Jorge Portela	1977	15	.682	22
8. Win Lyle	1988	14	.667	21
Al Del Greco	1982	13	.619	21
Jorge Portela	1978	10	.476	21
Woody Woodall	1962	8	.381	21

Field Goal Percentage (Min. 7 made)

Player	Year	FGM	FGA	Pct
1. Matt Hawkins	1995	13	15	.867
2. Win Lyle	1989	16	19	.842
3. Gardner Jett	1970	10	12	.833
4. Jaret Holmes	1997	14	17	.824
5. Scott Etheridge	1993	12	15	.800
6. Win Lyle	1987	15	19	.789
7. Scott Etheridge	1992	22	28	.786
8. Damon Duval	2000	14	18	.778
9. Jim Von Wyl	1990	17	22	.773
10. Rob Bironas	1998	12	16	.750
Al Del Greco	1983	12	16	.750

PATs Made

Player	Year	Pct	Att	Made
1. Chris Knapp	1986	1.000	49	49
2. Scott Etheridge	1993	1.000	45	45
3. Jaret Holmes	1996	.956	45	43
4. Matt Hawkins	1995	.933	45	42
5. Gardner Jett	1970	.932	44	41
6. Damon Duval	2002	1.000	40	40
Matt Hawkins	1994	.930	43	40
8. John Riley	1969	.848	46	39
9. Jaret Holmes	1997	.973	37	36
Win Lyle	1988	.973	37	36
Gardner Jett	1971	.947	38	36
Al Del Greco	1983	1.000	36	36

PATs Attempted

Player	Year	Made	Pct	Att
1. Chris Knapp	1986	49	1.000	49
2. John Riley	1969	39	.848	46
3. Jaret Holmes	1996	43	.956	45
Matt Hawkins	1995	42	.933	45
Scott Etheridge	1993	45	1.000	45
6. Gardner Jett	1970	41	.932	44
7. Matt Hawkins	1994	40	.930	43
8. Damon Duval	2000	40	1.000	40
9. Gardner Jett	1971	36	.947	38
10. Jaret Holmes	1997	36	.973	37
Win Lyle	1988	36	.973	37

PAT Percentage (Min. 15 made)

Player	Year	Made	Att	Pct
1. Chris Knapp	1986	49	49	1.000
Scott Etheridge	1993	45	45	1.000
Damon Duval	2002	40	40	1.000
Al Del Greco	1983	36	36	1.000
Damon Duval	2000	34	34	1.000
Win Lyle	1987	32	32	1.000
Damon Duval	2001	28	28	1.000
Jim Von Wyl	1990	27	27	1.000
Win Lyle	1989	27	27	1.000
Al Del Greco	1980	27	27	1.000
Chris Johnson	1985	25	25	1.000
Damon Duval	1999	23	23	1.000
Woody Woodall	1963	23	23	1.000
Chris Wilson	1974	22	22	1.000
Al Del Greco	1981	21	21	1.000
Scott Etheridge	1992	20	20	1.000
Rob Bironas	1998	18	18	1.000

Did You Know?


Al Del Greco made six field goals against Kentucky in 1982 which ties for the third most ever in Division I-A football game.

Scoring Records

2003 Auburn Football

LONGEST FIELD GOALS

1. 57, Neil O'Donoghue vs. Tennessee (9/25/76)
2. 56, John Riley vs. Tennessee (9/27/69)
3. 55, Win Lyle vs. Tennessee (9/26/87)
4. 54, Neil O'Donoghue vs. Mississippi State (11/8/75)
- 54, John Riley vs. Kentucky (10/4/69)
6. 53, Robert McGinty vs. Cincinnati (11/10/84)
- 53, Neil O'Donoghue vs. Virginia Tech (10/4/75)
8. 52, Jaret Holmes vs. Clemson (1/2/98)
[Peach Bowl]
- 52, Win Lyle vs. Tennessee (9/26/87)
- 52, Al Del Greco vs. Nebraska (10/3/81)
- 52, Al Del Greco vs. Alabama (11/29/80)
- 52, Jorge Portela vs. Florida (11/3/79)
- 52, Neil O'Donoghue vs. Mississippi State (11/6/76)
- 52, Gardner Jett vs. Colorado (12/30/72)
[Gator Bowl]
- 52, John Riley vs. Florida (11/1/69)
15. 51, Damon Duval vs. Ball State (9/1/01)
- 51, Jorge Portela vs. Florida (10/29/77)
- 51, John Riley vs. Clemson (10/14/67)
18. 50, Neil O'Donoghue vs. Georgia Tech (10/16/76)



Terry Beasley (right) caught 12 touchdown passes from Pat Sullivan (left) in 1970 and 1971 to lead Auburn in scoring both seasons.

YEARLY LEADERS

Year	Player	TD	PAT	2PAT	FG	Pts
1960	Ed Dyas	2	12	0	13	63
1961	Bobby Hunt	6	0	0	0	36
	Woody Woodall	0	19	1	5	36
1962	Woody Woodall	0	17	0	8	41
1963	Jimmy Sidle	10	0	0	0	60
1964	Tucker Frederickson	5	0	0	0	30
1965	Tom Bryan	5	0	1	0	32
1966	Jimmy Jones	0	11	0	7	32
1967	John Riley	0	16	0	9	43
1968	John Riley	0	25	0	12	61
1969	John Riley	0	39	0	10	69
1970	Terry Beasley	12	0	0	0	*72
1971	Terry Beasley	12	0	0	0	72
1972	Terry Henley	11	0	0	0	66
1973	Roger Pruett	0	17	0	4	29
1974	Phil Gargis	6	0	0	0	36
	Secdrick McIntyre	6	0	0	0	36
1975	Neil O'Donoghue	0	13	0	12	49
1976	Phil Gargis	9	0	1	0	56
1977	Jorge Portela	0	19	0	15	64
1978	Joe Cribbs	16	0	1	0	*98
1979	Joe Cribbs	15	0	2	0	*94
1980	James Brooks	11	0	0	0	66
1981	Al Del Greco	0	21	0	9	48
1982	Al Del Greco	0	26	0	13	65
1983	Bo Jackson	14	0	0	0	84
1984	Robert McGinty	0	31	0	12	67
1985	Bo Jackson	17	0	0	0	*102
1986	Chris Knapp	0	49	0	10	79
1987	Win Lyle	0	32	0	15	77
1988	Win Lyle	0	36	0	14	78
1989	Win Lyle	0	27	0	16	75
1990	Jim Von Wyl	0	27	0	17	78

1991	Jim Von Wyl	0	18	0	15	63
1992	Scott Etheridge	0	20	0	22	86
1993	Scott Etheridge	0	45	0	12	81
1994	Matt Hawkins	0	40	0	13	79
1995	Stephen Davis	17	0	0	0	*102
1996	Jaret Holmes	0	43	0	13	82
1997	Jaret Holmes	0	36	0	14	78
1998	Rob Bironas	0	18	0	12	54
1999	Damon Duval	1	23	0	9	56
2000	Rudi Johnson	13	0	0	0	78
2001	Damon Duval	0	28	0	16	76
2002	Ronnie Brown	14	0	0	0	84

* - SEC Leader



Scott Etheridge led Auburn in scoring in 1992 and 1993.

Scoring Records

2003 Auburn Football

SINGLE-GAME TEAM HIGHS

Auburn Scoring Highs

Pts	Opponent (Score)	Site	Date
1. 94	Georgia Tech (0)	Atlanta, GA	11/17/1894
2. 92	Mercer (0)	Auburn	10/14/16
3. 88	Samford (0)	Auburn	10/2/20
4. 78	Marion (0)	Selma, AL	10/1/15
78	Samford (0)	Birmingham, AL	10/15/10
6. 77	Erskine (0)	Auburn	10/1/32
77	Washington & Lee (0)	Birmingham, AL	11/13/20
8. 76	UT-Chattanooga (10)	Auburn	9/9/95
9. 72	Samford (0)	Birmingham, AL	9/30/22
10. 68	Florida (0)	Auburn	11/3/17

Auburn SEC Scoring Highs

Pts	Opponent (Score)	Site	Date
1. 63	Florida (14)	Gainesville, FL	10/31/70
2. 56	Vanderbilt (6)	Auburn	10/13/90
56	Mississippi State (0)	Birmingham, AL	11/7/70
4. 52	Vanderbilt (35)	Auburn	10/13/79
52	Mississippi State (13)	Auburn	11/8/69
6. 49	Georgia (56)	Auburn [4 OT]	11/16/96
49	Mississippi State (15)	Starkville, MS	10/12/96
49	Kentucky (21)	Lexington, KY	10/8/83
49	Alabama (26)	Birmingham, AL	11/29/69
10. 48	Mississippi State (20)	Auburn	10/7/95
48	Vanderbilt (15)	Auburn	10/10/87
48	Kentucky (7)	Auburn	10/7/67

Opponent Scoring Highs

Pts	Opponent (AU Score)	Site	Date
1. 68	Georgia Tech (7)	Atlanta, GA	11/29/17
2. 64	North Carolina (0)	Atlanta, GA	11/23/1892
3. 56	Georgia (49)	Auburn [4 OT]	11/16/96
4. 55	Alabama (0)	Birmingham, AL	12/4/48
5. 54	Vanderbilt (0)	Nashville, TN	11/4/05
6. 52	Tulane (0)	New Orleans, LA	11/9/29
7. 51	Florida (10)	Gainesville, FL	10/19/96
51	Georgia Tech (0)	Atlanta, GA	11/29/28
9. 49	Florida (38)	Auburn	10/14/95
49	Mississippi State (34)	Auburn	11/8/52
49	Georgia (13)	Columbus, GA	11/18/44

Opponent SEC Scoring Highs

Pts	Opponent (AU Score)	Site	Date
1. 56	Georgia (49)	Auburn [4 OT]	11/16/96
2. 55	Alabama (0)	Birmingham, AL	12/4/48
3. 51	Florida (10)	Gainesville, FL	10/19/96
4. 49	Florida (38)	Auburn	10/14/95
49	Mississippi State (34)	Auburn	11/8/52
49	Georgia (13)	Columbus, GA	11/18/44
7. 48	Florida (7)	Gainesville, FL	11/3/90
48	Alabama (21)	Birmingham, AL	11/26/77
9. 47	Vanderbilt (0)	Montgomery, AL	10/29/48
10. 46	Georgia (14)	Columbus, GA	11/17/51

Largest Auburn Winning Margins

Margin	Score	Opponent	Site	Date
1. +94	94-0	Georgia Tech	Atlanta, GA	11/17/1894
2. +92	92-0	Mercer	Auburn	10/14/16
3. +88	88-0	Samford	Auburn	10/2/20
4. +78	78-0	Marion	Selma, AL	10/1/15
+78	78-0	Samford	Birmingham, AL	10/15/10
6. +77	77-0	Erskine	Auburn	10/1/32
+77	77-0	Washington & Lee	Birmingham, AL	11/13/20
8. +72	72-0	Samford	Birmingham, AL	9/30/22
9. +68	68-0	Florida	Auburn	11/3/17
10. +66	76-10	UT-Chattanooga	Auburn	9/9/95

Largest Auburn SEC Winning Margins

Margin	Score	Opponent	Site	Date
1. +56	56-0	Miss. State	Birmingham, AL	11/7/70
2. +50	56-6	Vanderbilt	Auburn	10/13/90
3. +49	63-14	Florida	Gainesville, FL	10/31/70
4. +41	41-0	Ole Miss	Auburn	10/5/85
+41	44-3	Kentucky	Auburn	10/4/69
+41	48-7	Kentucky	Auburn	10/7/67
7. +40	40-0	Alabama	Birmingham, AL	11/30/57
8. +39	52-13	Miss. State	Auburn	11/8/69
9. +36	36-0	Miss. State	Auburn	11/11/67
10. +35	47-12	Florida	Gainesville, FL	11/30/46



Auburn's defense, led by Tracy Rucker, held Ole Miss to just nine yards in a 41-0 win in 1985.

Largest Auburn Losing Margins

Margin	Score	Opponent	Site	Date
1. -64	0-64	North Carolina	Atlanta, GA	11/23/1892
2. -61	7-68	Georgia Tech	Atlanta, GA	11/29/17
3. -54	0-54	Vanderbilt	Nashville, TN	11/4/05
4. -52	0-52	Tulane	New Orleans, LA	11/9/29
5. -51	0-51	Georgia Tech	Atlanta, GA	11/29/28
6. -47	0-47	Vanderbilt	Montgomery, AL	10/29/48
-47	0-47	Sewanee	Montgomery, AL	10/31/03
8. -42	0-42	Tennessee	Auburn	9/27/80
9. -41	10-51	Florida	Gainesville, FL	10/19/96
-41	7-48	Florida	Gainesville, FL	11/3/90
-41	0-41	Vanderbilt	Nashville, TN	9/30/50
-41	0-41	Georgia Tech	Atlanta, GA	11/28/18
-41	0-41	Vanderbilt	Montgomery, AL	11/8/01

Largest Auburn SEC Losing Margins

Margin	Score	Opponent	Site	Date
1. -47	0-47	Vanderbilt	Montgomery, AL	10/29/48
2. -42	0-42	Tennessee	Auburn	9/27/80
3. -41	10-51	Florida	Gainesville, FL	10/19/96
-41	7-48	Florida	Gainesville, FL	11/3/90
-41	0-41	Vanderbilt	Nashville, TN	9/30/50
6. -40	0-40	Tulane	New Orleans, LA	10/25/47
7. -38	0-38	Alabama	Birmingham, AL	12/1/62
8. -35	0-35	Alabama	Birmingham, AL	12/1/73
-35	0-35	Georgia	Columbus, GA	11/17/45
10. -34	0-34	Alabama	Birmingham, AL	12/2/61
-34	0-34	Alabama	Birmingham, AL	12/2/50

Total Offense Records

2003 Auburn Football

INDIVIDUAL RECORDS

Most Plays

Game: 62, Stan White vs. Tennessee (9/29/90)
[4 rushes/58 passes]
Season: 499, Dameyune Craig (1997) [96
rushes/403 passes]
Career: 1481, Stan White (1990-93) [250
rushes/1231 passes]

Most Net Yards Gained


Game: 445, Dameyune Craig vs. Army (12/31/96) [75
rush/370 pass]
Season: 3277, Dameyune Craig (1997) [0 rush/3277
pass]
Career: 7920, Stan White (1990-93) [-96 rush/8016
pass]

Highest Yards-Per-Game Average

Season: 285.6, Pat Sullivan (1970) [2856 in 10
games]
Career: 228.1, Pat Sullivan (1969-71) [6843 in 30
games]

Most Touchdowns Responsible For (Rushing & Passing)

Game: 5, Daniel Cobb vs. Louisiana Tech (10/20/01)
[5 pass]; 5, Ben Leard vs. Georgia (11/13/99)
[4 pass/1 run]; 5, Dameyune Craig vs.
Georgia (11/16/96) [2 rush/3 pass]; Joe
Cribbs vs. Vanderbilt (10/14/78) [5 rush];
Pat Sullivan vs. Florida (10/31/70) [1 rush/4
pass]
Season: 26, Pat Sullivan (1970) [9 rush/17 pass]
Career: 71, Pat Sullivan (1969-71) [18 rush/53 pass]



Ben Leard

TEAM RECORDS

Most Plays

Game: 101 vs. Ole Miss (10/5/85)
Season: 911 (1984)

Fewest Plays

Game: 38 vs. Georgia (11/15/47)
Season: 460 (1947)

Most Net Yards Gained

Game: 695 vs. Southwestern Louisiana
(9/7/85)
Season: 4923 (1984)

Fewest Net Yards Gained

Game: 16 vs. Tulane (10/25/47)
Season: 1107 (1947)

Highest Yards-Per-Play Average

Game: 10.3 vs. Kansas (9/17/88) [680 in 66 plays]
Season: 7.09 (1970) [4850 in 684 plays]

Lowest Yards-Per-Play Average

Game: 0.4 vs. Tulane (10/25/47) [16 in 46 plays]
Season: 2.41 (1947) [1107 in 460 plays]

Highest Yards-Per-Game Average

Season: 485.0 (1970) [4850 in 10 games]

Most Touchdowns (Rushing & Passing)

Season: 54 (1995) [35 rush/19 pass]

TEAM SINGLE-GAME HIGHS

Total Offense (All Games)

	Yds	Opponent	Site	Date	Additional Stats
1.	695	SW Louisiana	Auburn	9/7/85	565 rush/130 pass (76 plays)
2.	680	Kansas	Auburn	9/17/88	309 rush/371 pass (66 plays)
3.	664	Mississippi State	Birmingham, AL	11/7/70	392 rush/272 pass (52 plays)
4.	652	Mississippi State	Auburn	10/7/95	332 rush/320 pass (87 plays)
5.	622	Cincinnati	Auburn	11/10/84	455 rush/167 pass (72 plays)
6.	621	Western Carolina	Auburn	9/7/02	345 rush/276 pass (79 plays)
7.	617	UT-Chattanooga	Auburn	9/9/95	317 rush/300 pass (66 plays)
8.	606	Ole Miss	Auburn	10/5/85	438 rush/168 pass (101 plays)
9.	592	Wake Forest	Auburn	9/20/69	390 rush/202 pass (74 plays)
10.	588	Fresno State	Auburn	9/7/96	292 rush/296 pass (81 plays)

Total Offense (SEC Games)

	Yds	Opponent	Site	Date	Additional Stats
1.	664	Mississippi State	Birmingham, AL	11/7/70	392 rush/272 pass (52 plays)
2.	652	Mississippi State	Auburn	10/7/95	332 rush/320 pass (87 plays)
3.	606	Ole Miss	Auburn	10/5/85	438 rush/168 pass (101 plays)
4.	584	Kentucky	Lexington, KY	9/30/95	285 rush/299 pass (75 plays)
5.	566	Florida	Gainesville, FL	10/31/70	144 rush/422 pass (72 plays)
6.	559	Ole Miss	Jacksonville, FL [Gator]	1/2/71	208 rush/351 pass (84 plays)
7.	556	Florida	Auburn	10/30/71	315 rush/241 pass (78 plays)
8.	554	Mississippi State	Starkville, MS	10/8/94	229 rush/325 pass (70 plays)
	554	LSU	Baton Rouge, LA	9/18/93	265 rush/289 pass (78 plays)
10.	541	Alabama	Birmingham, AL	11/29/69	349 rush/192 pass (81 plays)



Reggie Slack passed for 290 yards and helped lead Auburn to 680 yards of total offense against Kansas in 1988.

Total Offense Records

2003 Auburn Football

TEAM SINGLE-SEASON HIGHS

Total Offense Plays

1. 911 (1984)
2. 862 (2002)
3. 816 (2000)
4. 808 (1985)
5. 803 (1988)
6. 800 (1993)
7. 797 (1990)
8. 788 (1995)
9. 786 (1989)
10. 785 (1996)

First Downs

1. 256 (1995)
2. 248 (2002)
- 248 (1993)
4. 244 (1984)
5. 238 (1985)
6. 233 (1996)
7. 229 (1986)
8. 224 (1988)
9. 221 (1994)
10. 220 (1983)

Total Offense Yards

1. 5049 (1995)
2. 5038 (2002)
3. 4923 (1984)
4. 4850 (1970)
5. 4777 (1988)
6. 4620 (1993)
7. 4594 (1985)
8. 4580 (1986)
9. 4519 (1994)
10. 4280 (2000)

Passing First Downs

1. 135 (1995)
2. 129 (1997)
3. 111 (1990)
4. 110 (1970)
5. 109 (1999)
6. 108 (1971)
7. 106 (2000)
8. 105 (2002)
9. 104 (1994)
10. 100 (1996)
- 100 (2001)

Total Offense Per Game

1. 485.0 (1970)
2. 459.0 (1995)
3. 434.3 (1988)
4. 423.3 (1969)
5. 420.0 (1993)
6. 417.6 (1985)
7. 416.4 (1986)
8. 410.8 (1994)
9. 410.3 (1984)
10. 387.5 (2002)

Rushing First Downs

1. 211 (1969)
2. 208 (1985)
3. 158 (1983)
4. 157 (1974)
5. 152 (1984)
6. 140 (1979)
7. 137 (1986)
8. 137 (1978)
9. 135 (1980)
10. 133 (1993)

Did You Know?

Auburn has had two players lead the nation in total offense: Travis Tidwell in 1946 with 1,715 yards and Pat Sullivan, who averaged 285.6 yards per game in 1970.

CAREER LEADERS

Total Offense

Player	Seasons	Plays	Rush	Pass	Total
1. Stan White	1990-93	1481	-96	8016	7920
2. Pat Sullivan	1969-71	974	569	6284	6843
3. Dameyune Craig	1994-97	1052	435	6026	6461
4. Patrick Nix	1992-95	752	124	4957	5081
5. Reggie Slack	1986-89	692	-45	4697	4652
6. Bo Jackson	1982-85	651	4303	0	4303
7. Ben Leard	1997-00	670	-200	4289	4089
8. Phil Gargis	1973-76	797	1884	2036	3920
9. Jeff Burger	1984-87	620	-163	4082	3919
10. Travis Tidwell	1946-49	NA	996	2824	3820

Touchdowns Responsible For (Rushing & Passing)

Player	Seasons	Rush	Pass	TD
1. Pat Sullivan	1969-71	18	53	71
2. Dameyune Craig	1994-97	19	39	58
3. Stan White	1990-93	11	40	51
4. Bo Jackson	1982-85	43	0	43
5. Patrick Nix	1992-95	9	31	40
6. Joe Cribbs	1976-79	34	0	34
7. Loran Carter	1966-68	6	25	31
8. Phil Gargis	1973-76	17	14	31
9. Reggie Slack	1986-89	5	23	28
10. Jeff Burger	1984-87	2	24	26



INDIVIDUAL SINGLE-GAME HIGHS

Total Offense

	Yds	Player	Opponent	Site	Date	Additional Stats
1.	445	Dameyune Craig	Army (Independence)	Shreveport, LA	12/31/96	75 rush/370 pass
2.	422	Patrick Nix	Arkansas	Little Rock, AR	10/28/95	35 rush/387 pass
3.	417	Dameyune Craig	Central Florida	Auburn	9/27/97	57 rush/360 pass
4.	405	Dameyune Craig	Louisiana Tech	Auburn	10/11/97	50 rush/355 pass
5.	386	Pat Sullivan	Ole Miss (Gator)	Jacksonville, FL	1/2/71	35 rush/351 pass
6.	384	Daniel Cobb	Louisiana Tech	Auburn	10/20/01	3 rush/381 pass
	384	Ben Leard	Georgia	Athens	11/13/99	-32 rush/416 pass
	384	Pat Sullivan	Florida	Gainesville, FL	10/31/70	18 rush/366 pass
9.	369	Patrick Nix	Ole Miss	Auburn	9/2/95	-3 rush/372 pass
10.	365	Dameyune Craig	Mississippi State	Starkville, MS	10/12/96	-29 rush/394 pass

Dameyune Craig holds four of the top 10 single-game total offense records. He is one of only two players in Auburn history to have over 400 yards of total offense in one game, and he accomplished the feat three times.

Total Offense Records

2003 Auburn Football

SINGLE-SEASON LEADERS

Total Offense

Player	Season	Plays	Rush	Pass	Total
1. Dameyune Craig	1997	499	0	3277	3277
2. Pat Sullivan	1970	333	270	2586	2856
3. Patrick Nix	1995	379	64	2574	2638
4. Dameyune Craig	1996	433	207	2296	2503
5. Patrick Nix	1994	340	59	2206	2265
6. Reggie Slack	1988	318	-17	2230	2213
7. Stan White	1990	376	-109	2242	2133
8. Pat Sullivan	1971	328	84	2012	2096
9. Stan White	1993	350	33	2057	2090
10. Ben Leard	2000	352	-87	2158	2071

Touchdowns Responsible For (Rushing & Passing)

Player	Season	Rush	Pass	TD
1. Pat Sullivan	1970	9	17	26
2. Dameyune Craig	1996	8	16	24
3. Pat Sullivan	1969	7	16	23
4. Dameyune Craig	1997	4	18	22
Pat Sullivan	1971	2	20	22
6. Patrick Nix	1994	6	13	19
7. Patrick Nix	1995	3	15	18
8. Stan White	1993	4	13	17
Bo Jackson	1985	17	0	17
Stephen Davis	1995	17	0	17



Even after 32 years, Pat Sullivan still holds the school record for touchdowns responsible for with 26 (nine rushing and 17 passing) in 1970.



Both Lionel James (1981) and Randy Campbell (1982) spent a year as Auburn's total offense leader.

YEARLY LEADERS

Year	Player	Rush	Pass	Plays	Yards	TD
1960	Bryant Harvard	226	494	128	720	3
1961	Bobby Hunt	347	703	219	1050	8
1962	Jimmy Sidle	394	746	197	1140	8
1963	Jimmy Sidle*	1006	706	321	1712	15
1964	Tucker Frederickson	576	0	129	576	5
1965	Alex Bowden	120	941	191	1061	9
1966	Larry Blakeney	111	491	173	602	5
1967	Loran Carter*	66	1307	249	1373	13
1968	Loran Carter	-47	1487	296	1440	15
1969	Pat Sullivan	205	1686	313	1891	23
1970	Pat Sullivan*	270	2586	333	2856	26
1971	Pat Sullivan*	84	2012	328	2096	22
1972	Randy Walls	189	736	220	925	9
1973	Wade Whatley	32	340	106	372	3
1974	Phil Gargis	687	518	232	1205	11
1975	Phil Gargis	658	400	256	1058	4
1976	Phil Gargis	534	1118	308	1652	16
1977	Joe Cribbs	872	0	161	872	4
1978	Joe Cribbs	1205	74	257	1279	16
1979	James Brooks	1208	0	163	1208	10
1980	James Brooks	1314	0	262	1314	9
1981	Lionel James	561	0	112	561	1
1982	Randy Campbell	284	1061	275	1345	10
1983	Bo Jackson	1213	0	158	1213	12
1984	Pat Washington	186	1202	252	1388	6
1985	Bo Jackson	1786	0	279	1786	17
1986	Jeff Burger	-98	1671	248	1573	10
1987	Jeff Burger	-180	2066	305	1886	13
1988	Reggie Slack	-17	2230	318	2213	11
1989	Reggie Slack	3	1996	307	1999	13
1990	Stan White	-109	2242	376	2133	14
1991	Stan White	-3	1927	374	1924	12
1992	Stan White	-17	1790	381	1773	8
1993	Stan White	33	2057	350	2090	17
1994	Patrick Nix	59	2206	340	2265	19
1995	Patrick Nix	64	2574	379	2638	18
1996	Dameyune Craig	207	2296	433	2503	24
1997	Dameyune Craig	0	3277	499	3277	22
1998	Gabe Gross	97	1222	267	1319	9
1999	Ben Leard	-75	1186	134	1111	13
2000	Ben Leard	-87	2158	352	2071	15
2001	Jason Campbell	72	1117	188	1189	6
2002	Jason Campbell	206	1215	221	1421	14

* - SEC Leader

Career Statistical Leaders

2003 Auburn Football

RUSHING



1. Bo Jackson (1982-85) 4,303

Year	G	NO	YDS	AVG	TD	LP	Yds/Gm
1982	11	127	829	6.5	9	53	75.4
1983	11	158	1213	7.7	12	80	110.3
1984	6	87	475	5.5	5	53	79.2
1985	11	278	1786	6.4	17	76	162.4
Total	39	650	4303	6.6	43	80	110.3

Best Game: 290 vs. SW Louisiana (9/7/85), 23 att., 4 TD



6. Stacy Danley (1987-90) 2,427

Year	G	NO	YDS	AVG	TD	LP	Yds/Gm
1987	7	94	468	5.0	1	21	66.8
1988	10	179	877	4.9	7	32	87.7
1989	10	150	652	4.3	4	26	105.2
1990	10	103	430	4.2	2	18	43.0
Total	37	526	2427	4.6	14	32	65.6

Best Game: 172 vs. Georgia (11/12/88), 38 att.



2. James Brooks (1977-80) 3,523

Year	G	NO	YDS	AVG	TD	LP	Yds/Gm
1977	11	107	467	4.4	2	25	42.4
1978	4	90	534	5.9	3	72	133.5
1979	11	163	1208	7.4	10	79	109.8
1980	11	261	1314	5.0	9	55	119.5
Total	37	621	3523	5.7	24	79	92.7

Best Game: 226 vs. Kansas St. (9/16/78), 30 att., 3 TD



7. James Joseph (1986-90) 2,264

Year	G	NO	YDS	AVG	TD	LP	Yds/Gm
1986	8	52	265	5.1	3	36	33.1
1987	3	26	101	3.9	1	19	33.6
1988	10	108	668	6.2	5	76	66.8
1989	11	172	817	4.8	4	28	79.1
1990	10	94	413	4.4	3	26	41.3
Total	42	452	2264	5.2	16	76	50.78

Best Game: 172 vs. Mississippi State (10/28/89), 35 att.



3. Joe Cribbs (1976-79) 3,368

Year	G	NO	YDS	AVG	TD	LP	Yds/Gm
1976	6	43	171	3.9	0	31	28.5
1977	10	161	872	5.4	4	85	87.2
1978	10	253	1205	4.8	16	60	120.5
1979	11	200	1120	5.6	14	77	109.8
Total	37	657	3368	5.1	34	85	91.0

Best Game: 250 vs. Georgia (11/18/78), 34 att., 2 TD



8. James Bostic (1991-93) 2,084

Year	G	NO	YDS	AVG	TD	LP	Yds/Gm
1991	3	11	60	5.5	1	15	20.0
1992	10	186	819	4.4	5	53	81.9
1993	11	199	1205	6.1	12	70	109.6
Total	24	396	2084	5.3	18	70	70.5

Best Game: 211 vs. Arkansas (10/31/92), 32 att.



4. Stephen Davis (1993-95) 2,811

Year	G	NO	YDS	AVG	TD	LP	Yds/Gm
1993	9	87	480	5.5	3	48	53.3
1994	11	221	1263	5.7	13	53	114.8
1995	11	180	1068	5.9	14	46	97.1
Total	31	488	2811	5.8	30	53	90.7

Best Game: 246 vs. Arkansas (10/29/94), 27 att., 3 TD



9. Lionel James (1980-83) 2,068

Year	G	NO	YDS	AVG	TD	LP	Yds/Gm
1980	2	2	5	2.5	0	3	2.5
1981	11	111	561	5.0	1	31	51.0
1982	11	127	829	6.9	7	87	75.3
1983	11	124	728	5.9	4	84	66.1
Total	35	348	2068	6.1	12	87	48.7

Best Game: 172 vs. Southern Miss (9/10/83), 16 att.



5. Brent Fullwood (1983-86) 2,789

Year	G	NO	YDS	AVG	TD	LP	Yds/Gm
1983	5	14	86	6.1	1	18	17.2
1984	12	117	628	5.4	7	65	52.3
1985	10	92	684	7.4	6	70	68.4
1986	11	167	1391	8.3	10	88	126.5
Total	39	390	2789	7.2	24	88	71.5

Best Game: 207 vs. Tennessee (9/27/86), 18 att., 1 TD



10. Secdrick McIntyre (1973-76) 1,992

Year	G	NO	YDS	AVG	TD	LP	Yds/Gm
1973	4	64	315	4.9	4	15	78.7
1974	11	170	839	4.9	6	54	76.2
1975	10	114	445	4.0	4	27	44.5
1976	9	114	393	3.5	2	19	43.6
Total	34	462	1992	4.3	16	54	60.8

Best Game: 112 vs. Georgia (11/16/74), 19 att.

Career Statistical Leaders

2003 Auburn Football

PASSING

1. Stan White (1990-93) 8,016



Year	G	CMP	ATT	PCT	YDS	TD	INT	Y/Gm
1990	11	180	338	.533	2242	14	14	203.8
1991	11	158	317	.498	1927	8	14	175.2
1992	11	157	305	.515	1790	5	16	162.7
1993	11	164	271	.605	2057	13	8	187.0
Total	44	659	1231	.535	8016	40	52	182.2

Best Game: 351 vs. Indiana (12/29/90), 31-of-43, 1 TD

4. Patrick Nix (1992-95) 4,957



Year	G	CMP	ATT	PCT	YDS	TD	INT	Y/Gm
1992	5	6	11	.545	46	1	0	9.2
1993	5	10	15	.667	131	2	0	26.2
1994	11	169	299	.565	2206	13	7	200.6
1995	11	201	331	.607	2574	15	9	234.0
Total	32	386	656	.588	4957	31	16	154.9

Best Game: 387 vs. Arkansas (10/28/95), 34-of-52, 2 TD, 2 int.

2. Pat Sullivan (1969-71) 6,284



Year	G	CMP	ATT	YDS	PCT	TD	INT	Y/Gm
1969	10	123	257	1686	.478	16	16	168.6
1970	10	167	281	2586	.590	17	12	258.6
1971	10	162	281	2012	.576	20	11	201.2
Total	30	452	819	6284	.552	53	30	209.5

Best Game: 366 vs. Florida (10/31/70), 21-of-27, 4 TD

5. Reggie Slack (1986-89) 4,697



Year	G	CMP	ATT	PCT	YDS	TD	INT	Y/Gm
1986	6	13	25	.520	191	0	1	31.8
1987	3	17	29	.586	280	3	1	93.3
1988	11	168	279	.602	2230	9	11	202.7
1989	11	148	252	.587	1996	11	10	181.5
Total	31	346	585	.591	4697	23	23	151.5

Best Game: 290 vs. Kansas (9/17/88), 12-of-16, 4 TD

3. Dameyune Craig (1994-97) 6,026



Year	G	CMP	ATT	PCT	YDS	TD	INT	Y/Gm
1994	7	14	29	.483	185	1	0	26.4
1995	12	28	40	.700	268	4	1	24.4
1996	12	169	310	.545	2296	16	10	208.7
1997	13	216	403	.536	3277	18	13	273.1
Total	44	427	782	.546	6026	39	24	147.0

Best Game: 394 vs. Miss. State (10/12/96), 28-of-41, 4 TD

6. Ben Leard (1997-00) 4,289



Year	G	CMP	ATT	PCT	YDS	TD	INT	Y/Gm
1997	4	1	2	.500	5	0	0	1.25
1998	6	54	114	.474	703	4	7	117.2
1999	7	111	157	.707	1423	12	1	203.2
2000	12	193	319	.605	2158	12	10	179.8
Total	29	359	592	.606	4289	28	18	147.9

Best Game: 416 vs. Georgia (11/13/99), 24-of-32, 4 TD

TOTAL OFFENSE

1. Stan White (1990-93) 7,920



Year	G	Plays	Rush	Pass	Total	Y/Ply	Y/Gm
1990	11	376	-109	2242	2133	6.0	203.8
1991	11	374	-3	1927	1924	5.1	174.9
1992	11	381	-17	1790	1773	4.7	161.2
1993	11	350	33	2057	2090	6.0	190.0
Total	44	1481	-96	8016	7920	5.3	180.0

Best Game: 325 vs. Tennessee (9/29/90), -13 rush/338 pass

3. Dameyune Craig (1994-97) 6,455



Year	G	Plays	Rush	Pass	Total	Y/Ply	Y/Gm
1994	7	58	100	185	285	4.9	40.7
1995	12	62	128	268	396	6.4	24.4
1996	12	433	207	2296	2503	5.8	227.5
1997	13	499	0	3277	3277	6.6	273.1
Total	44	1,052	435	6026	6461	6.1	147.0

Best Game: 445 vs. Army (12/31/96), 75 rush/370 pass

2. Pat Sullivan (1969-71) 6,843



Year	G	Plays	Rush	Pass	Total	Y/Ply	Y/Gm
1969	10	313	205	1686	1891	6.0	189.1
1970	10	333	270	2586	2856	8.6	258.6
1971	10	328	84	2012	2096	6.4	209.6
Total	30	974	569	6284	6843	7.0	228.1

Best Game: 386 vs. Ole Miss (1/2/71), 35 rush/351 pass

4. Patrick Nix (1992-95) 5,081



Year	G	Plays	Rush	Pass	Total	Y/Ply	Y/Gm
1992	5	13	20	46	66	5.1	13.2
1993	5	20	-19	131	112	5.6	22.4
1994	11	340	59	2206	2265	6.7	205.9
1995	11	379	64	2574	2638	7.0	239.8
Total	32	752	124	4957	5081	6.8	158.8

Best Game: 422 vs. Arkansas (10/28/95), 35 rush/387 pass

Career Statistical Leaders

2003 Auburn Football

RECEIVING



1. Karsten Bailey (1995-98) 150

Year	REC	YDS	AVG	TD	LP
1995	9	91	10.1	0	17
1996	45	592	13.2	3	57
1997	53	840	15.8	7	77
1998	43	651	15.1	7	58
Total	150	2174	14.5	17	77

Best Game: 151 vs. Virginia (9/4/97), 4 rec., 2 TD



2. Terry Beasley (1969-71) 141

Year	REC	YDS	AVG	TD	LP
1969	34	610	17.9	6	42
1970	52	1051	20.2	11	80
1971	55	846	15.4	12	70
Total	141	2507	17.8	29	80


Best Game: 194 vs. Kentucky (10/2/71), 9 rec., 1 TD



3. Tyrone Goodson (1993-97) 136

Year	REC	YDS	AVG	TD	LP
1993	1	32	32.0	0	32
1994	14	106	7.6	0	21
1995	37	597	16.1	1	46
1996	36	642	17.8	6	51
1997	48	906	18.9	5	69
Total	136	2283	16.8	12	69

Best Game: 149 vs. Central Florida (9/27/97), 5 rec.



4. Frank Sanders (1991-94) 121

Year	REC	YDS	AVG	TD	LP
1991	2	42	21.0	0	29
1992	13	204	15.7	2	33
1993	48	842	17.5	6	57
1994	58	910	15.7	7	68
Total	121	1998	16.5	15	68

Best Game: 175 vs. Mississippi State (10/8/94), 6 rec., 2 TD



5. Greg Taylor (1987-90) 102

Year	REC	YDS	AVG	TD	LP
1987	3	33	11.0	0	29
1988	28	282	10.1	0	56
1989	25	353	14.1	2	53
1990	46	650	14.1	7	59
Total	102	1217	11.9	9	59

Best Game: 112 vs. Louisiana Tech (10/6/90), 8 rec.



6. Freddy Weygand (1984-88) 99

Year	REC	YDS	AVG	TD	LP
1984	32	796	24.9	3	56
1985	19	367	19.3	1	44
1987	10	206	20.6	2	46
1988	38	577	15.2	3	54
Total	99	1946	19.7	9	56

Best Game: 160 vs. Georgia Tech (10/20/84), 5 rec., 2 TD

KICKOFF RETURNS



1. James Brooks (1977-80) 1,726

Year	NO	YDS	AVG	TD	LP
1977	27	654	24.2	0	46
1978	12	269	22.4	0	49
1979	21	577	27.5	0	64
1980	8	226	28.3	1	94
Total	68	1726	25.4	1	94

Best Game: 119 yds. vs. Duke (9/20/80), 3 ret.



3. Markeith Cooper (1996-99) 1,077

Year	NO	YDS	AVG	TD	LP
1996	0	0	0/0	0	0
1997	20	477	23.9	0	47
1998	18	447	24.8	0	56
1999	7	153	21.9	0	46
Total	45	1077	23.9	0	

Best Game: 129 yds. vs. Alabama (11/21/98), 4 ret.



2. Thomas Bailey (1991-94) 1,521

Year	NO	YDS	AVG	TD	LP
1991	24	591	24.6	0	53
1992	11	209	19.0	0	40
1993	26	504	19.4	0	31
1994	13	217	16.7	0	23
Total	74	1521	20.6	0	53

Best Game: 140 yds. vs. Florida (11/2/91), 5 ret.



4. Robert Baker (1995-96) 979

Year	NO	YDS	AVG	TD	LP
1995	25	525	21.0	0	36
1996	21	454	21.6	0	36
Total	46	979	21.3	0	36

Best Game: 137 yds. vs. Florida (10/19/96), 5 ret.

Career Statistical Leaders

2003 Auburn Football

PUNTING



1. Terry Daniel (1992-94) 44.5

Year	NO	YDS	AVG	LP
1992	65	2771	42.6	68
1993	51	2393	46.9	71
1994	53	2358	44.5	62
Total	169	7522	44.5	71

Best Punt: 71 vs. Florida (10/16/93)



2. Damon Duval (1999-02) 43.4

Year	NO	YDS	AVG	LP
1999	57	2443	42.9	67
2000	65	2811	43.2	71
2001	51	2244	44.0	60
2002	227	2344	43.4	69
Total	227	9842	43.4	71

Best Punt: 71 vs. Northern Illinois (9/23/00)



2. Jaret Holmes (1996-97) 42.5

Year	NO	YDS	AVG	LP
1996	48	2017	42.0	60
1997	62	2659	42.9	62
Total	110	4676	42.5	62

Best Punt: 62 vs. Mississippi State (11/1/97)



3. Skip Johnston (1977-79) 42.0

Year	NO	YDS	AVG	LP
1977	55	2243	40.8	65
1978	67	2857	42.6	65
1979	50	2120	42.4	57
Total	172	7220	42.0	65

Best Punt: 65 vs. Florida (11/4/78) & Georgia Tech (10/15/77)



4. Brian Shulman (1986-88) 41.9

Year	NO	YDS	AVG	LP
1986	49	2161	44.1	57
1987	58	2358	40.7	53
1988	50	2061	41.2	55
Total	157	6580	41.9	57

Best Punt: 57 vs. UT-Chattanooga (9/6/86)



5. Lewis Colbert (1982-85) 41.7

Year	NO	YDS	AVG	LP
1982	70	2841	40.6	57
1983	55	2251	40.9	60
1984	62	2477	40.0	62
1985	57	2610	45.8	77
Total	244	10,179	41.7	77

Best Punt: 77 vs. Southwestern Louisiana (9/7/85)

PUNT RETURNS



1. Thomas Bailey (1991-94) 1,170

Year	NO	YDS	AVG	TD	LP
1991	42	528	12.6	1	83
1992	28	274	9.8	0	38
1993	27	210	7.8	0	30
1994	28	158	5.6	0	28
Total	125	1170	9.4	1	83

Best Game: 98 yds. vs. Ole Miss (9/14/91), 4 ret., 1 TD



3. Mike Fuller (1973-74) 883

Year	NO	YDS	AVG	TD	LP
1973	20	381	19.1	0	63
1974	30	502	16.7	3	63
Total	50	883	17.7	3	63

Best Game: 173 yds. vs. UTC (9/21/74), 3 ret., 2 TD



2. Trey Gainous (1983-86) 951

Year	NO	YDS	AVG	TD	LP
1983	15	170	11.3	1	81
1984	32	277	8.7	1	46
1985	31	267	8.6	0	27
1986	27	237	8.9	1	45
Total	105	951	9.1	3	81

Best Game: 87 yds. vs. Tennessee (9/24/83), 2 ret.



4. Shayne Wasden (1988-90) 706

Year	NO	YDS	AVG	TD	LP
1988	27	199	7.4	0	32
1989	26	216	8.3	0	37
1990	29	302	10.4	1	72
Total	82	717	8.7	1	72

Best Game: 88 yds. vs. Vanderbilt (10/13/90), 3 ret.

Career Statistical Leaders

2003 Auburn Football

SCORING



1. Bo Jackson (1982-85) 274

Year	TD	PAT	FG	PTS
1982	9	*1	0	56
1983	14	0	0	84
1984	5	*1	0	32
1985	17	0	0	102
Total	45	*2	0	274

* Two-point conversion



4. Win Lyle (1987-89) 230

Year	TD	PAT	FG	PTS
1987	0	32	15	77
1988	0	36	14	78
1989	0	27	16	75
Total	0	95	45	230



2. Damon Duval (1999-02) 260

Year	TD	PAT	FG	PTS
1999	1	23	9	56
2000	0	34	14	76
2001	0	28	16	76
2002	0	40	6	58
Total	1	125	45	260



5. Joe Cribbs (1976-79) 216

Year	TD	PAT	FG	PTS
1976	0	0	0	0
1977	4	0	0	24
1978	16	*1	0	98
1979	15	*2	0	94
Total	35	*3	0	216

*Two-Point Conversion



3. Al Del Greco (1980-83) 236

Year	TD	PAT	FG	PTS
1980	0	27	8	51
1981	0	21	9	47
1982	0	26	13	65
1983	0	36	12	72
Total	0	110	42	236



6. Jorge Portela (1977-79) 188

Year	TD	PAT	FG	PTS
1977	0	19	15	64
1978	0	24	10	54
1979	0	31	13	70
Total	0	74	38	188

FIELD GOALS



1. Win Lyle (1987-89) 45

Year	FG	FGA	PCT	LG
1987	15	19	.789	55
1988	14	21	.667	44
1989	16	19	.842	47
Total	45	59	.763	55

Longest FG: 55 vs. Tennessee (9/26/87)



3. Al Del Greco (1980-83) 42

Year	FG	FGA	PCT	LG
1980	8	15	.533	52
1981	9	17	.529	52
1982	13	21	.619	39
1983	12	16	.750	45
Total	42	69	.609	52

Longest FG: 52 vs. Nebraska (10/3/81) & Alabama (11/29/80)



1. Damon Duval (1999-02) 45

Year	FG	FGA	PCT	LG
1999	9	15	.600	47
2000	14	18	.778	49
2001	16	26	.615	51
2002	6	15	.400	40
Total	45	74	.608	51

Longest FG: 51 vs. Ball State (9/1/01)



4. Jorge Portela (1977-79) 38

Year	FG	FGA	PCT	LG
1977	15	22	.682	51
1978	10	21	.476	49
1979	13	19	.684	52
Total	38	62	.613	52

Longest FG: 52 vs. Florida (11/3/79)

Career Statistical Leaders

2003 Auburn Football

INTERCEPTIONS



1. Buddy McClinton (1967-69) 18

Year	INT	YDS	AVG	TD	LP
1967	4	39	9.7	0	22
1978	5	120	24.0	1	53
1979	9	92	10.2	0	24
Total	18	251	13.9	1	24

Longest Interception Return: 53 vs. Clemson (10/12/68), TD



t-3. Don Webb (1967-69) 13

Year	INT	YDS	AVG	TD	LP
1967	3	49	16.3	0	22
1968	6	45	7.5	0	27
1969	4	48	12.0	0	24
Total	13	142	10.9	0	27

Longest Interception Return: 27 vs. Miss. State (9/28/68)



2. Dave Beck (1970-72) 14

Year	INT	YDS	AVG	TD	LP
1970	6	57	9.5	0	25
1971	2	24	12.0	0	18
1972	6	61	10.1	0	37
Total	14	142	10.1	0	37

Longest Interception Return: 37 vs. Georgia Tech (10/21/72)



t-5. David King (1981-84) 12

Year	INT	YDS	AVG	TD	LP
1981	3	44	14.6	0	26
1982	6	63	10.5	0	39
1983	2	40	20.0	1	40
1984	1	-4	-4.0	0	-4
Total	12	145	12.1	1	40

Longest Interception Return: 40 vs. Kentucky (10/8/83)



t-3. Brian Robinson (1992-94) 13

Year	INT	YDS	AVG	TD	LP
1992	0	0	0.0	0	0
1993	5	131	26.2	2	45
1994	8	140	17.5	1	41
Total	13	271	20.8	3	45

Longest Interception Return: 45 vs. Vanderbilt (10/2/93), TD




t-5. David Langner (1971-73) 12

Year	INT	YDS	AVG	TD	LP
1971	3	108	36.0	1	88
1972	8	156	19.5	0	48
1973	1	23	23.0	0	23
Total	12	287	23.9	1	88

Longest Interception Return: 88 vs. UTC (9/18/71), TD



Brian Robinson intercepted one of his 13 career passes in the 1993 Alabama game, leading the Tigers to a 22-14 victory over the Crimson Tide. Robinson is Auburn's career record holder with three interception returns for touchdowns. He was a consensus first-team All-American.



History

All-Time Results	.212-227	Zeke Smith	.258
Captains	.227	Tracy Rucker	.259
Misc./Final Rankings	.228	All-Americans	.260-266
Yearly Records	.229	Honors	.267-271
Record vs. All Opponents	.230	Nat. FB Hall of Fame	.272-273
Results vs. All Opp.	.231-236	Auburn Awards	.274-275
AU vs. Div. I Conferences	.237	Season Awards	.276
Auburn on TV	.238-239	A-Day Awards	.277
Lettermen	.240-253	Spring Awards	.278-279
Coaching Records	.254	All-Time Teams	.280-283
Assistant Coaches	.255	Teams of the Decades	.284
Pat Sullivan	.256	The Last Time285-286
Bo Jackson	.257		

All-Time Results

2003 Auburn Football



GEORGE PETRIE

Responsible for forming the first Auburn football team and arranging the first Auburn football game, a 10-0 victory over Georgia on Feb. 20, 1892 at Piedmont Park in Atlanta.

1892

2-2
George Petrie

2/20	Georgia	Atlanta, GA	10-0	W
11/22	Duke	Atlanta, GA	6-34	L
11/23	North Carolina	Atlanta, GA	0-64	L
11/25	at Georgia Tech	Atlanta, GA	26-0	W



D.M. BALLIET

Only coached one game at Auburn, but it was the Tigers' first victory over Alabama, 32-22, at Lakeview Park in Birmingham on Feb. 22, 1893.



G.H. HARVEY

Coached the 1893 "Fall" season at Auburn, leading AU to victories over Alabama and Vanderbilt.

1893

3-0-2
G.H. Harvey and D.M. Balliet

2/22	Alabama	Birmingham	32-22	W
11/6	Vanderbilt	Montgomery	30-10	W
11/18	Sewanee	Atlanta, GA	14-14	T
11/30	Alabama	Montgomery	40-16	W
12/7	at Georgia Tech	Atlanta, GA	0-0	T



F.M. HALL

The first to coach an exclusively Fall season at Auburn, but finished 1-3 in his only season.

1894

1-3
F.M. Hall

11/4	Vanderbilt	Montgomery	4-20	L
11/17	at Georgia Tech	Atlanta, GA	94-0	W
11/24	Georgia	Atlanta, GA	8-10	L
11/29	Alabama	Montgomery	0-18	L



JOHN HEISMAN

Auburn's first "head" football coach, the namesake of college football's highest honor was 12-4-2 in five years.

1895

2-1
John Heisman

11/9	at Vanderbilt	Nashville, TN	6-9	L
------	---------------	---------------	-----	---

11/23	at Alabama	Tuscaloosa	48-0	W
11/28	Georgia	Atlanta, GA	16-6	W

1896

3-1
John Heisman

10/6	at Mercer	Macon, GA	46-0	W
11/7	GEORGIA TECH	Atlanta, GA	45-0	W
11/16	Sewanee	Montgomery	38-6	W
11/26	Georgia	Atlanta, GA	6-12	L

1897

2-0-1
John Heisman

10/23	at Mercer	Macon, GA	26-0	W
10/29	at Nashville	Nashville, TN	14-4	W
10/30	at Sewanee	Sewanee, TN	0-0	T

1898

2-1
John Heisman

11/5	GEORGIA TECH	AUBURN	29-6	W
11/14	NORTH CAROLINA	AUBURN	0-24	L
11/24	Georgia	Atlanta, GA	18-17	W

1899

3-1-1
John Heisman

10/14	GEORGIA TECH	AUBURN	63-0	W
10/21	MONTGOMERY	AUBURN	41-0	W
10/28	CLEMSON	AUBURN	34-0	W
11/18	Georgia	Atlanta, GA	0-0	T
11/30	Sewanee	Montgomery	10-11	L



BILLY WATKINS

Coached Auburn's first undefeated, untied football team in 1900, going 4-0.

1900

4-0
Billy Watkins

10/22	NASHVILLE	AUBURN	28-0	W
11/10	Tennessee	Birmingham	23-0	W
11/17	Alabama	Montgomery	53-5	W
11/30	Georgia	Atlanta, GA	44-0	W

1901

2-3-1
Billy Watkins

10/19	Nashville	Birmingham	5-23	L
10/26	NORTH CAROLINA	AUBURN	0-10	L
11/8	Vanderbilt	Montgomery	0-41	L
11/15	at Alabama	Tuscaloosa	17-0	W
11/20	at LSU	Baton Rouge, LA	28-0	W
11/27	Georgia	Atlanta, GA	0-0	T

Did You Know?

Auburn is the only school that John Heisman coached at that has had a Heisman Trophy winner.

All-Time Results

2003 Auburn Football



ROBERT KENT

Was 2-2-1 in only season as head coach.



MIKE HARVEY

Coached two games in 1902 and was 0-2.

1902

2-4-1

Robert Kent, Mike Harvey

10/11	at Georgia Tech	Atlanta, GA	18-6	W
10/18	Alabama	Birmingham	23-0	W
10/25	at Tulane	New Orleans, LA	0-0	T
10/27	at LSU	Baton Rouge, LA	0-5	L
11/6	Sewanee	Birmingham	0-6	L
11/15	CLEMSON	AUBURN	0-16	L
11/27	Georgia	Atlanta, GA	5-12	L



BILLY BATES

Also coached just one season at AU, finishing 4-3.

1903

4-3

Billy Bates

10/3	Mont. A.C.	AUBURN	26-0	W
10/17	SAMFORD	AUBURN	58-0	W
10/23	Alabama	Montgomery	6-18	L
10/31	Sewanee	Montgomery	0-47	L
11/11	LSU	AUBURN	12-0	W
11/14	at Georgia Tech	Atlanta, GA	10-5	W
11/26	Georgia	Atlanta, GA	13-22	L



MIKE DONAHUE

Two different stints as coach (1904-06, 1908-22) leaves him tied for second on AU's all-time victories list with 99. Also served as trainer, basketball coach, baseball coach, track coach and athletic director.

1904

5-0

Mike Donahue

10/15	at Clemson	Clemson, SC	5-0	W
10/22	Nashville	Birmingham	10-0	W
10/29	GEORGIA TECH	AUBURN	12-0	W
11/12	Alabama	Birmingham	29-5	W
11/24	Georgia	Macon, GA	17-6	W

1905

2-4

Mike Donahue

10/20	Davidson	Birmingham	0-6	L
10/27	Miss. State	Columbus, MS	18-0	W
11/4	at Vanderbilt	Nashville, TN	0-54	L
11/11	CLEMSON	AUBURN	0-6	L
11/18	Alabama	Birmingham	0-30	L
11/30	Georgia	Macon, GA	20-0	W

1906

1-5-1

Mike Donahue

10/8	MARYVILLE	AUBURN	0-0	T
10/13	GORDON	AUBURN	15-0	W
10/26	Sewanee	Birmingham	5-10	L
11/3	at Georgia Tech	Atlanta, GA	0-11	L
11/10	at Clemson	Clemson, SC	4-6	L
11/17	Alabama	Birmingham	0-10	L
11/29	Georgia	Macon, GA	0-4	L



W.S. KIENHOLZ

Popular among his players, Keinholz went 6-2-1 as the first coach of a nine-game schedule in his only season at Auburn.

1907

6-2-1

W.S. Keinholz

10/5	SAMFORD	AUBURN	23-0	W
10/7	MARYVILLE	AUBURN	29-0	W
10/12	GORDON	AUBURN	34-0	W
10/19	Sewanee	Birmingham	6-12	L
10/26	at Georgia Tech	Atlanta, GA	12-6	W
11/2	CLEMSON	AUBURN	12-0	W
11/9	MERCER	AUBURN	63-0	W
11/16	Alabama	Birmingham	6-6	T
11/28	Georgia	Macon, GA	0-6	L

1908

6-1

Mike Donahue

10/3	at Samford	Birmingham	18-0	W
10/10	GORDON	AUBURN	42-0	W
10/17	at Mercer	Macon, GA	23-0	W
10/24	Sewanee	Birmingham	6-0	W
10/31	LSU	AUBURN	2-10	L
11/7	at Georgia Tech	Atlanta, GA	44-0	W
11/27	Georgia	Montgomery	23-0	W

1909

5-2

Mike Donahue

10/2	Samford	Montgomery	11-0	W
10/9	GORDON	AUBURN	46-0	W
10/16	at Mercer	Macon, GA	23-5	W
10/23	at Vanderbilt	Nashville, TN	0-17	L
11/6	at Georgia Tech	Atlanta, GA	17-5	W
11/13	Sewanee	Birmingham	11-12	L
11/25	Georgia	Montgomery	9-0	W

1910

6-1

Mike Donahue

10/8	MISS. STATE	AUBURN	6-0	W
10/15	at Samford	Birmingham	78-0	W
10/22	CLEMSON	AUBURN	17-0	W
10/29	at Texas	Austin, TX	0-9	L
11/5	at Georgia Tech	Atlanta, GA	16-0	W
11/12	Tulane	Gulfport, MS	33-0	W
11/24	Georgia	Savannah, GA	26-0	W

All-Time Results

2003 Auburn Football

1911 4-2-1 Mike Donahue

10/7	MERCER	AUBURN	29-0	W
10/14	at Clemson	Clemson, SC	29-0	W
10/21	Texas A&M	Dallas, TX	0-16	L
10/28	Mississippi State	Birmingham	11-5	W
11/4	at Georgia Tech	Atlanta, GA	11-6	W
11/17	at Texas	Austin, TX	5-18	L
11/29	Georgia	Savannah, GA	0-0	T

1912 6-1-1 Mike Donahue

10/5	Mercer	Columbus, GA	56-0	W
10/12	FLORIDA	AUBURN	27-13	W
10/19	CLEMSON	AUBURN	27-6	W
10/26	Mississippi State	Birmingham	7-0	W
11/2	at Georgia Tech	Atlanta, GA	27-7	W
11/9	LSU	Mobile	7-0	W
11/23	Vanderbilt	Birmingham	7-7	T
11/28	at Georgia	Athens, GA	6-12	L

1913 8-0 Mike Donahue

SIAA CHAMPIONS, NATIONAL CHAMPIONS (Billingsley)

10/4	MERCER	AUBURN	53-0	W
10/11	FLORIDA	AUBURN	55-0	W
10/18	Mississippi State	Birmingham	34-0	W
10/25	at Clemson	Clemson, SC	20-0	W
11/1	LSU	Mobile	7-0	W
11/8	at Georgia Tech	Atlanta, GA	20-0	W
11/15	Vanderbilt	Birmingham	13-6	W
11/22	Georgia	Atlanta, GA	21-7	W



1913 Southern Intercollegiate Athletic Association Champions

1914 8-0-1 Mike Donahue

SIAA CHAMPIONS

9/26	MARION	AUBURN	39-0	W
10/3	Florida	Jacksonville, FL	20-0	W
10/10	CLEMSON	AUBURN	28-0	W
10/17	North Ala. A.C.	AUBURN	60-0	W
10/24	Mississippi State	Birmingham	19-0	W
11/7	at Georgia Tech	Atlanta	14-0	W
11/14	Vanderbilt	Birmingham	6-0	W
11/21	Georgia	Atlanta, GA	0-0	T
11/25	Carlisle Indians	Atlanta, GA	7-0	W

1915 6-2 Mike Donahue

10/1	Marion	Selma	78-0	W
10/9	FLORIDA	AUBURN	7-0	W
10/16	Clemson	Anderson, SC	14-0	W
10/23	Mississippi State	Birmingham	26-0	W
10/30	at Georgia	Athens, GA	12-0	W
11/6	MERCER	AUBURN	45-0	W
11/13	Vanderbilt	Birmingham	0-17	L
11/25	at Georgia Tech	Atlanta, GA	0-7	L

1916 6-2 Mike Donahue

10/7	at Samford	Birmingham	35-0	W
10/14	MERCER	AUBURN	92-0	W
10/20	CLEMSON	AUBURN	28-0	W
10/28	Mississippi State	Birmingham	7-3	W
11/4	Georgia	Columbus, GA	3-0	W
11/11	Florida	Jacksonville, FL	20-0	W
11/18	Vanderbilt	Birmingham	9-20	L
11/30	at Georgia Tech	Atlanta, GA	7-33	L

1917 6-2-1 Mike Donahue

10/6	SAMFORD	AUBURN	53-0	W
10/13	Camp Sheridan	Montgomery	13-0	W
10/19	at Clemson	Clemson, SC	7-0	W
10/27	Mississippi State	Birmingham	13-6	W
11/3	FLORIDA	AUBURN	68-0	W
11/10	Davidson	Atlanta, GA	7-21	L
11/17	at Vanderbilt	Nashville, TN	31-7	W
11/24	Ohio State	Montgomery	0-0	T
11/29	at Georgia Tech	Atlanta, GA	7-68	L

1918 2-5 Mike Donahue

10/19	OGLETHORPE	AUBURN	58-0	W
10/26	CAMP GRIFFIN	AUBURN	0-26	L
11/3	at Marion	Marion	20-7	W
11/9	Camp Gordon	Columbus, GA	6-14	L
11/16	Vanderbilt	Birmingham	0-21	L
11/28	at Georgia Tech	Atlanta, GA	0-41	L
12/7	Camp Sheridan	Montgomery	0-7	L

Did You Know?

Auburn has had five perfect seasons: 1900 (4-0), 1904 (5-0), 1913 (8-0), 1957 (10-0), and 1993 (11-0).

All-Time Results

2003 Auburn Football

1919

8-1

Mike Donahue

SIAA CHAMPIONS

9/27	MARION	AUBURN	37-0	W
10/4	at Samford	Birmingham	19-6	W
10/12	CAMP GORDON	AUBURN	25-13	W
10/17	CLEMSON	AUBURN	7-0	W
10/25	at Vanderbilt	Nashville, TN	6-7	L
11/1	Georgia	Columbus, GA	7-0	W
11/8	Spring Hill	Mobile	10-0	W
11/15	Mississippi State	Birmingham	7-0	W
11/27	at Georgia Tech	Atlanta, GA	14-7	W

1920

7-2

Mike Donahue

9/23	MARION	AUBURN	27-0	W
10/2	SAMFORD	AUBURN	88-0	W
10/9	FORT BENNING	AUBURN	14-2	W
10/15	at Clemson	Clemson, SC	21-0	W
10/23	Vanderbilt	Birmingham	56-6	W
10/30	Georgia	Columbus, GA	0-7	L
11/6	B'ham-Southern	Montgomery	49-0	W
11/13	Washington & Lee	Birmingham	77-0	W
11/25	at Georgia Tech	Atlanta, GA	0-34	L

1921

5-3

Mike Donahue

10/1	at Samford	Birmingham	35-3	W
10/8	Spring Hill	Montgomery	44-0	W
10/14	CLEMSON	AUBURN	56-0	W
10/22	FORT BENNING	AUBURN	14-7	W
10/29	Georgia	Columbus, GA	0-7	L
11/5	at Tulane	New Orleans, LA	14-0	W
11/12	Centre	Birmingham	0-21	L
11/24	at Georgia Tech	Atlanta, GA	0-14	L

1922

8-2

Mike Donahue

9/23	MARION	AUBURN	61-0	W
9/30	at Samford	Birmingham	72-0	W
10/7	Spring Hill	Montgomery	19-6	W
10/14	at Army	West Point, NY	6-19	L
10/21	MERCER	AUBURN	50-6	W
10/28	FORT BENNING	AUBURN	30-0	W
11/4	Georgia	Columbus, GA	7-3	W
11/11	Tulane	Montgomery	19-0	W
11/18	Centre	Birmingham	6-0	W
11/30	at Georgia Tech	Atlanta, GA	6-14	L



BOOZER PITTS

Won seven games in two-plus seasons, but was a standout Auburn player as well as a longtime mathematics professor.

1923

3-3-3

Boozer Pitts

9/29	at Clemson	Clemson, SC	0-0	T
10/6	B'ham-Southern	Montgomery	20-0	W

10/13	SAMFORD	AUBURN	30-0	W
10/20	at Army	West Point, NY	6-28	L
10/27	FORT BENNING	AUBURN	34-0	W
11/3	Georgia	Columbus, GA	0-7	L
11/10	Tulane	Montgomery	6-6	T
11/17	Centre	Birmingham	0-17	L
11/29	at Georgia Tech	Atlanta, GA	0-0	T

1924

4-4-1

Boozer Pitts

9/27	at B'ham-Southern	Birmingham	7-0	W
10/4	CLEMSON	AUBURN	13-0	W
10/11	Virginia Tech	Richmond, VA	0-0	T
10/18	SAMFORD	AUBURN	17-0	W
10/25	LSU	Birmingham	3-0	W
11/1	at Vanderbilt	Nashville, TN	0-13	L
11/8	Tulane	Montgomery	6-14	L
11/15	Georgia	Columbus, GA	0-6	L
11/27	at Georgia Tech	Atlanta, GA	0-7	L



DAVE MOREY

"King Dave", as he was called by the students, was 10-10-1 before resigning after the third game of the 1927 season.

1925

5-3-1

Dave Morey

9/26	at B'ham-Southern	Birmingham	25-6	W
10/3	at Clemson	Clemson, SC	13-6	W
10/10	VIRGINIA TECH	AUBURN	19-0	W
10/17	Texas	Dallas, TX	0-33	L
10/24	SAMFORD	AUBURN	7-6	W
10/31	Tulane	Montgomery	0-13	L
11/7	Georgia	Columbus, GA	0-34	L
11/14	Vanderbilt	Birmingham	10-9	W
11/26	at Georgia Tech	Atlanta, GA	7-7	T

1926

5-4

Dave Morey

9/25	UT-CHATTANOOGA	AUBURN	15-6	W
10/2	CLEMSON	AUBURN	47-0	W
10/9	at Samford	Birmingham	33-14	W
10/16	LSU	Montgomery	0-10	L
10/24	at Tulane	New Orleans, LA	2-0	W
10/30	Sewanee	Montgomery	9-0	W
11/6	Georgia	Columbus, GA	6-16	L
11/13	Marquette	Birmingham	3-19	L
11/26	at Georgia Tech	Atlanta, GA	7-20	L

1927

0-7-2

Dave Morey, Boozer Pitts

9/24	STETSON	AUBURN	0-6	L
10/1	at Clemson	Clemson, SC	0-3	L
10/8	FLORIDA	AUBURN	6-33	L
10/15	LSU	Montgomery	0-9	L
10/22	Georgia	Columbus, GA	3-33	L
10/29	at Samford	Birmingham	9-9	T
11/5	at Tulane	New Orleans, LA	6-6	T
11/12	Miss. State	Birmingham	6-7	L
11/24	at Georgia Tech	Atlanta, GA	0-18	L

All-Time Results

2003 Auburn Football



GEORGE BOHLER

Replaced by President Bradford Knapp after the fifth game of the 1929 season, Bohler was 3-11 in his Auburn career.

1928

1-8
George Bohler

9/28	B'ham-Southern	Montgomery	0-6	L
10/6	CLEMSON	AUBURN	0-6	L
10/13	at Florida	Gainesville	0-27	L
10/20	Ole Miss	Birmingham	0-19	L
10/27	SAMFORD	AUBURN	25-6	W
11/3	Georgia	Columbus, GA	0-13	L
11/10	at Tulane	New Orleans, LA	12-13	L
11/17	Mississippi State	Birmingham	0-13	L
11/29	at Georgia Tech	Atlanta, GA	0-51	L



JOHN FLOYD

His Auburn coaching career consisted of the final four games of the 1929 season before he moved on to become head coach and athletic director at The Citadel.

1929

2-7
George Bohler, John Floyd

9/27	B'ham-Southern	Montgomery	7-0	W
10/5	at Clemson	Clemson, SC	7-20	L
10/11	Florida	Montgomery	0-19	L
10/19	Vanderbilt	Birmingham	2-41	L
10/26	SAMFORD	AUBURN	6-0	W
11/2	at Tennessee	Knoxville, TN	0-27	L
11/9	at Tulane	New Orleans, LA	0-52	L
11/15	at Georgia	Athens, GA	0-24	L
11/28	at Georgia Tech	Atlanta, GA	6-19	L



CHET WYNNE

An All-America fullback at Notre Dame, Wynne was a member of the Nebraska State Legislature when he took the Auburn coaching job. He hired Ralph Jordan as an assistant coach.

1930

3-7
Chet Wynne

9/26	B'ham-Southern	Montgomery	0-7	L
10/4	SPRING HILL	AUBURN	13-0	W
10/11	Florida	Jacksonville, FL	0-7	L
10/18	at Georgia Tech	Atlanta, GA	12-14	L
10/25	Georgia	Columbus, GA	7-39	L
11/1	WOFFORD	AUBURN	38-6	W
11/8	at Tulane	New Orleans, LA	0-21	L
11/15	Mississippi State	Birmingham	6-7	L
11/22	at Vanderbilt	Nashville, TN	0-27	L
11/27	at South Carolina	Columbus, GA	25-7	W

1931

5-3-1
Chet Wynne

9/25	B'ham-Southern	Montgomery	24-6	W
10/10	at Wisconsin	Madison, WI	7-7	T

10/17	at Georgia Tech	Atlanta, GA	13-0	W
10/24	Florida	Jacksonville, FL	12-13	L
10/31	SPRING HILL	AUBURN	27-7	W
11/7	Tulane	Montgomery	0-27	L
11/14	Sewanee	Birmingham	12-0	W
11/21	Georgia	Columbus, GA	6-12	L
11/26	South Carolina	Montgomery	13-6	W

1932

9-0-1
Chet Wynne

SOUTHERN CONFERENCE CHAMPIONS

9/23	B'ham-Southern	Montgomery	61-0	W
10/1	ERSKINE	AUBURN	77-0	W
10/8	Duke	Birmingham	18-7	W
10/15	at Georgia Tech	Atlanta, GA	6-0	W
10/22	at Tulane	New Orleans, LA	19-7	W
10/29	Ole Miss	Montgomery	14-7	W
11/5	Samford	Montgomery	25-0	W
11/12	Florida	Montgomery	21-6	W
11/19	Georgia	Columbus, GA	14-7	W
12/3	South Carolina	Birmingham	20-20	T



1932 Southern Conference Champions

All-Time Results

2003 Auburn Football

1933 5-5, 2-2 SEC Chet Wynne

9/22	B'ham-Southern	Montgomery	20-7	W
9/29	at Samford	Birmingham	19-0	W
10/14	* at Georgia Tech	Atlanta, GA	6-16	L
10/21	at George Washington	Washington, D.C.	6-19	L
10/28	* at Tulane	New Orleans, LA	13-7	W
11/4	at Duke	Durham, NC	7-13	L
11/11	OGLETHORPE	AUBURN	27-6	W
11/18	* Georgia	Columbus, GA	14-6	W
11/25	* at Florida	Gainesville, FL	7-14	L
12/2	South Carolina	Birmingham	14-16	L



JACK MEAGHER

Another Notre Dame product and a strict disciplinarian, Meagher produced Auburn's first two bowl teams. What is now Jordan-Hare Stadium was built and dedicated in 1939 under his leadership.

1934 2-8, 1-6 SEC Jack Meagher

9/21	B'ham-Southern	Montgomery	0-7	L
9/29	OGLETHORPE	AUBURN	15-0	W
10/6	* at Tulane	New Orleans, LA	0-13	L
10/13	* at LSU	Baton Rouge, LA	6-20	L
10/20	* at Vanderbilt	Nashville, TN	6-7	L
10/27	* at Kentucky	Lexington, KY	0-9	L
11/3	Duke	Birmingham	6-13	L
11/10	* at Georgia Tech	Atlanta, GA	18-6	W
11/17	* Florida	Montgomery	7-14	L
11/24	* Georgia	Columbus, GA	0-18	L

1935 8-2, 5-2 SEC Jack Meagher

9/27	B'ham-Southern	Montgomery	25-7	W
10/5	* at Tulane	New Orleans, LA	10-0	W
10/12	* Tennessee	Birmingham	6-13	L
10/19	* Kentucky	Montgomery	23-0	W
10/25	at Duke	Durham, NC	7-0	W
11/2	* at LSU	Baton Rouge, LA	0-6	L
11/9	* at Georgia Tech	Atlanta, GA	33-7	W
11/16	OGLETHORPE	AUBURN	51-0	W
11/23	* Georgia	Columbus, GA	19-7	W
11/30	* Florida	Miami, FL	27-6	W

1936 7-2-2, 4-1-1 SEC Jack Meagher

9/25	B'ham-Southern	Montgomery	45-0	W	
10/3	* at Tulane	New Orleans, LA	0-0	T	
10/10	* at Tennessee	Knoxville, TN	6-0	W	
10/17	at Detroit	Detroit, MI	6-0	W	
10/24	* Georgia	Columbus, GA	NR/NR	20-13	W
10/30	Santa Clara	San Francisco, CA	16/19	0-12	L
11/7	* at Georgia Tech	Atlanta, GA	20/NR	13-12	W
11/14	* LSU	Birmingham	NR/7	6-19	L
11/21	LOYOLA	AUBURN	NR/NR	44-0	W
11/28	* Florida	Montgomery	NR/NR	13-0	W

BACARDI BOWL

1/1	Villanova	Havana, Cuba	NR/NR	7-7	T	12,000
-----	-----------	--------------	-------	-----	---	--------

1937 6-2-3, 4-1-2 SEC Jack Meagher

9/24	B'ham-Southern	Montgomery	19-0	W	
10/4	* at Tulane	New Orleans, LA	0-0	T	
10/9	at Villanova	Philadelphia, PA	0-0	T	
10/16	* Mississippi State	Birmingham	33-7	W	
10/23	* at Georgia Tech	Atlanta, GA	20/NR	21-0	W
10/30	at Rice	Houston, TX	12/NR	7-13	L
11/6	* Tennessee	Birmingham	NR/15	20-7	W
11/13	* at LSU	Baton Rouge, LA	14/12	7-9	L
11/20	* Georgia	Columbus, GA	NR/NR	0-0	T
11/27	* Florida	Jacksonville, FL	NR/NR	14-0	W

ORANGE BOWL

1/1	Michigan State	Miami, FL	NR/NR	6-0	W	18,972
-----	----------------	-----------	-------	-----	---	--------

1938 4-5-1, 3-3-1 SEC Jack Meagher

9/23	B'ham-Southern	Montgomery	14-0	W	
10/1	* at Tulane	New Orleans, LA	0-0	T	
10/8	* at Tennessee	Knoxville, TN	0-7	L	
10/14	* Mississippi State	Montgomery	20-6	W	
10/22	* at Georgia Tech	Atlanta, GA	NR/NR	6-7	L
10/29	at Rice	Houston, TX	NR/NR	0-14	L
11/5	at Villanova	Philadelphia, PA	NR/NR	12-25	L
11/12	* LSU	Birmingham	NR/NR	28-6	W
11/19	* Georgia	Columbus, GA	NR/NR	23-14	W
11/26	* Florida	Jacksonville, FL	NR/NR	7-9	L

1939 5-5-1, 3-3-1 SEC Jack Meagher

9/29	B'ham-Southern	Montgomery	6-0	W	
10/7	* at Tulane	New Orleans, LA	0-12	L	
10/14	* Mississippi State	Birmingham	7-0	W	
10/21	at Manhattan	New York, NY	NR/NR	0-7	L
10/28	* at Georgia Tech	Atlanta, GA	NR/NR	6-7	L
11/4	at Boston College	Boston, MA	NR/NR	7-13	L
11/11	Villanova	Birmingham	NR/NR	10-9	W
11/18	* at LSU	Baton Rouge, LA	NR/NR	21-7	W
11/25	* Georgia	Columbus, GA	NR/NR	7-0	W
11/30	* FLORIDA	AUBURN	NR/NR	7-7	T
12/9	* at Tennessee	Knoxville, TN	NR/2	0-7	L

1940 6-4-1, 3-2-1 SEC Jack Meagher

9/27	Samford	Montgomery	27-13	W	
10/5	* at Tulane	New Orleans, LA	20-14	W	
10/12	* Mississippi State	Birmingham	7-7	T	
10/19	at SMU	Dallas, TX	NR/NR	13-20	L
10/26	* at Georgia Tech	Atlanta, GA	NR/NR	16-7	W
11/2	* Georgia	Columbus, GA	NR/NR	13-14	L
11/9	CLEMSON	AUBURN	NR/NR	21-7	W
11/16	* LSU	Birmingham	NR/NR	13-21	L
11/23	at Boston College	Boston, MA	NR/4	7-33	L
11/30	* Florida	Columbus, GA	NR/NR	20-7	W
12/7	Villanova	Montgomery	NR/NR	13-10	W

Did You Know?

During his nine seasons at Auburn, Coach Jack Meagher's teams only played nine games at home. His teams played in such places as Miami, Detroit, San Francisco, Cuba, Philadelphia, Houston, New York, Boston and Washington, D.C.

All-Time Results

2003 Auburn Football

1941

4-5-1, 0-4-1 SEC

Jack Meagher

9/26	Samford	Montgomery	13-0	W
10/4	*at Tulane	New Orleans, LA	0-32	L
10/11	LA. TECH	AUBURN	34-0	W
10/18	SMU	Birmingham	NR/NR 7-20	L
10/25	*at Georgia Tech	Atlanta, GA	NR/NR 14-28	L
11/1	*Georgia	Columbus, GA	NR/NR 0-7	L
11/8	*Mississippi State	Birmingham	NR/15 7-14	L
11/15	*at LSU	Baton Rouge, LA	NR/NR 7-7	T
11/22	at Villanova	Philadelphia, PA	NR/NR 13-0	W
11/29	CLEMSON	AUBURN	NR/16 28-7	W

1942

6-4-1, 3-3 SEC

Jack Meagher

16th AP

9/18	UT-Chatt.	Montgomery	20-7	W
9/26	*at Georgia Tech	Atlanta, GA	0-15	L
10/3	*at Tulane	New Orleans, LA	27-13	W
10/10	*at Florida	Gainesville, FL	0-6	L
10/17	at Georgetown	Washington, D.C.	NR/NR 6-6	T
10/23	Villanova	Montgomery	NR/NR 14-6	W
10/31	*Mississippi State	Birmingham	NR/NR 0-6	L
11/7	Georgia Navy P-F	Columbus, GA	NR/NR 14-41	L
11/14	*LSU	Birmingham	NR/NR 25-7	W
11/21	*Georgia	Columbus, GA	NR/1 27-13	W
11/28	CLEMSON	AUBURN	16/NR 41-13	W

1943

No Team

WWII



CARL VOYLES

Charged with reinstating the program following World War II, Voyles was 15-22 in four years, but did hire Auburn wrestling coaching legend Swede Umbach as an assistant in 1944.

1944

4-4, 0-4 SEC

Carl Voyles

9/29	Samford	Montgomery	32-0	W
10/7	FORT BENNING	AUBURN	7-0	W
10/14	*at Georgia Tech	Atlanta, GA	NR/10 0-27	L
10/21	*at Tulane	New Orleans, LA	NR/NR 13-16	L
11/4	PRESBYTERIAN	AUBURN	NR/NR 57-0	W
11/11	*Mississippi State	Birmingham	NR/19 21-26	L
11/18	*Georgia	Columbus, GA	NR/NR 13-49	L
11/24	at Miami (Fla.)	Miami, FL	NR/NR 38-19	W

1945

5-5, 2-3 SEC

Carl Voyles

9/21	Samford	Montgomery	38-0	W
9/28	Maxwell Field	Montgomery	0-7	L
10/6	*Mississippi State	Birmingham	0-20	L
10/20	*at Tulane	New Orleans, LA	NR/NR 20-14	W
10/27	*at Georgia Tech	Atlanta, GA	NR/NR 7-20	L
11/3	*FLORIDA	AUBURN	NR/NR 19-0	W
11/10	SW LOUISIANA	AUBURN	NR/NR 52-0	W
11/17	*Georgia	Columbus, GA	NR/NR 0-35	L

11/24	LA. TECH	AUBURN	NR/NR 29-0	W
11/30	at Miami (Fla.)	Miami, FL	NR/NR 7-33	L

1946

4-6, 1-5 SEC

Carl Voyles

9/27	Southern Miss	Montgomery	13-12	W
10/5	FURMAN	AUBURN	26-6	W
10/12	Saint Louis	Birmingham	NR/NR 27-7	W
10/19	*at Tulane	New Orleans, LA	NR/NR 0-32	L
10/26	*at Georgia Tech	Atlanta, GA	NR/15 6-27	L
11/2	*Vanderbilt	Montgomery	NR/NR 0-19	L
11/9	*Mississippi State	Birmingham	NR/NR 0-33	L
11/16	*Georgia	Columbus, GA	NR/3 0-41	L
11/23	Clemson	Montgomery	NR/NR 13-21	L
11/30	*at Florida	Gainesville, FL	NR/NR 47-12	W

1947

2-7, 1-5 SEC

Carl Voyles

9/27	Southern Miss	Montgomery	13-19	L
10/4	LA. TECH	AUBURN	14-0	W
10/11	*Florida	Montgomery	NR/NR 20-14	W
10/18	*at Georgia Tech	Atlanta, GA	NR/5 7-27	L
10/25	*at Tulane	New Orleans, LA	NR/NR 0-40	L
11/1	*at Vanderbilt	Nashville, TN	NR/NR 0-28	L
11/8	*Mississippi State	Birmingham	NR/NR 0-14	L
11/15	*Georgia	Columbus, GA	NR/NR 6-28	L
11/22	at Clemson	Clemson, SC	NR/NR 18-34	L



EARL BROWN

Another Notre Dame All-America player, Brown was hired at age 32 from Canisius but went just 3-22-4 in three seasons.

1948

1-8-1, 0-7 SEC

Earl Brown

9/24	Southern Miss	Montgomery	20-14	W
10/2	LA. TECH	AUBURN	13-13	T
10/9	*Florida	Tampa, FL	NR/NR 9-16	L
10/16	*at Georgia Tech	Atlanta, GA	NR/7 0-27	L
10/23	*at Tulane	New Orleans, LA	NR/17 6-21	L
10/29	*Vanderbilt	Montgomery	NR/NR 0-47	L
11/6	*Mississippi State	Birmingham	NR/NR 0-20	L
11/13	*Georgia	Columbus, GA	NR/13 14-42	L
11/27	Clemson	Mobile	NR/9 6-7	L
12/4	*Alabama	Birmingham	NR/NR 0-55	L

1949

2-4-3, 2-4-2 SEC

Earl Brown

9/23	*Ole Miss	Montgomery	7-40	L
10/8	*Florida	Mobile	14-14	T
10/15	*at Georgia Tech	Atlanta, GA	21-35	L
10/22	*at Tulane	New Orleans, LA	NR/20 6-14	L
10/29	*at Vanderbilt	Nashville, TN	NR/NR 7-26	L
11/5	*MISS. STATE	AUBURN	NR/NR 25-6	W
11/12	*Georgia	Columbus, GA	NR/NR 20-20	T
11/26	Clemson	Mobile	NR/NR 20-20	T
12/3	*Alabama	Birmingham	NR/NR 14-13	W

All-Time Results

2003 Auburn Football

1950

0-10, 0-7 SEC

Earl Brown

9/22	Wofford	Montgomery	NR/NR	14-19	L
9/30	*at Vanderbilt	Nashville, TN	NR/NR	0-41	L
10/7	SE LOUISIANA	AUBURN	NR/NR	0-6	L
10/14	*at Florida	Gainesville, FL	NR/NR	7-27	L
10/21	*at Georgia Tech	Atlanta, GA	NR/NR	0-20	L
10/28	*TULANE	AUBURN	NR/NR	0-28	L
11/4	*at Mississippi State	Starkville, MS	NR/NR	0-27	L
11/18	*Georgia	Columbus, GA	NR/NR	10-12	L
11/25	CLEMSON	AUBURN	NR/11	0-41	L
12/2	*Alabama	Birmingham	NR/16	0-34	L



RALPH "SHUG" JORDAN

AU's winningest coach, Jordan was named national coach of the year after his 1957 team won Auburn's first national championship. He is a member of the National Football Foundation Hall of Fame.

1951

5-5, 3-4 SEC

Ralph "Shug" Jordan

9/29	*VANDERBILT	AUBURN	NR/NR	24-14	W
10/5	Wofford	Montgomery	NR/NR	30-14	W
10/13	*FLORIDA	AUBURN	NR/NR	14-13	W
10/20	*at Georgia Tech	Atlanta, GA	NR/5	7-27	L
10/27	*at Tulane	New Orleans, LA	NR/NR	21-0	W
11/3	LA. COLLEGE	AUBURN	NR/NR	49-0	W
11/10	*Ole Miss	Mobile	NR/NR	14-39	L
11/17	*Georgia	Columbus, GA	NR/NR	14-46	L
11/24	*at Clemson	Clemson, SC	NR/NR	0-34	L
12/1	*Alabama	Birmingham	NR/NR	7-25	L

1952

2-8, 0-7 SEC

Ralph "Shug" Jordan

9/27	Maryland	Birmingham	NR/2	7-13	L
10/4	*Ole Miss	Memphis, TN	NR/18	7-20	L
10/11	WOFFORD	AUBURN	NR/NR	54-7	W
10/18	*at Georgia Tech	Atlanta, GA	NR/4	0-33	L
10/25	*Tulane	Mobile	NR/NR	6-21	L
11/1	*at Florida	Gainesville, FL	NR/20	21-31	L
11/8	*MISS. STATE	AUBURN	NR/NR	34-49	L
11/15	*Georgia	Columbus, GA	NR/NR	7-13	L
11/22	CLEMSON	AUBURN	NR/NR	3-0	W
11/29	*Alabama	Birmingham	NR/8	0-21	L

1953

7-3-1, 4-2-1 SEC

Ralph "Shug" Jordan

17th AP

9/25	Stetson	Montgomery	NR/NR	47-0	W
10/3	*OLE MISS	AUBURN	NR/15	13-0	W
10/10	*at Mississippi State	Starkville, MS	NR/13	21-21	T
10/17	*at Georgia Tech	Atlanta, GA	19/6	6-36	L
10/24	*Tulane	Mobile	NR/NR	34-7	W
10/31	*FLORIDA	AUBURN	NR/NR	16-7	W
11/6	at Miami	Miami, FL	15/NR	29-20	W
11/14	*Georgia	Columbus, GA	20/NR	39-18	W
11/21	*at Clemson	Clemson, SC	14/NR	45-19	W
11/28	*Alabama	Birmingham	16/NR	7-10	L
GATOR BOWL					
1/1	Texas Tech	Jacksonville, FL	17/NR	13-35	L 28,641

1954

8-3, 3-3 SEC

Ralph "Shug" Jordan

13th AP

9/25	UT-CHATT.	AUBURN	NR/NR	45-0	W
10/2	*at Florida	Gainesville, FL	NR/20	13-19	L
10/9	*at Kentucky	Lexington, KY	NR/NR	14-21	L
10/16	*at Georgia Tech	Atlanta, GA	NR/19	7-14	L
10/23	FLORIDA STATE	AUBURN	NR/NR	33-0	W
10/30	*Tulane	Mobile	NR/NR	27-0	W
11/6	Miami (Fla.)	Birmingham	NR/6	14-13	W
11/13	*Georgia	Columbus, GA	NR/20	35-0	W
11/20	CLEMSON	AUBURN	18/NR	27-6	W
11/27	*Alabama	Birmingham	15/NR	28-0	W
GATOR BOWL					
12/31	Baylor	Jacksonville, FL	13/18	33-13	W 28,426

1955

8-2-1, 5-1-1 SEC

Ralph "Shug" Jordan

8th AP, 8th UPI

9/24	UT-CHATT.	AUBURN	NR/NR	15-6	W
10/1	*FLORIDA	AUBURN	NR/NR	13-0	W
10/8	*Kentucky	Birmingham	14/19	14-14	T
10/15	*at Georgia Tech	Atlanta, GA	17/5	14-12	W
10/22	FURMAN	AUBURN		52-0	W
10/29	*at Tulane	New Orleans, LA	8/NR	13-27	L
11/5	*MISS. STATE	AUBURN	14/20	27-26	W
11/12	*Georgia	Columbus, GA	12/NR	16-13	W
11/19	Clemson	Mobile	12/NR	21-0	W
11/26	*Alabama	Birmingham	10/NR	26-0	W
GATOR BOWL					
12/31	Vanderbilt	Jacksonville, FL	8/NR	13-25	L 32,175

1956

7-3, 4-3 SEC

Ralph "Shug" Jordan

9/29	*Tennessee	Birmingham	NR/NR	7-35	L
10/6	FURMAN	AUBURN	NR/NR	41-0	W
10/13	*at Kentucky	Lexington, KY	NR/NR	13-0	W
10/20	*at Georgia Tech	Atlanta, GA	NR/3	7-28	L
10/27	HOUSTON	AUBURN	NR/NR	12-0	W
11/3	*at Florida	Gainesville, FL	NR/NR	0-20	L
11/10	*MISS. STATE	AUBURN	NR/NR	27-20	W
11/17	*Georgia	Columbus, GA	NR/NR	20-0	W
11/24	FLORIDA STATE	AUBURN	NR/NR	13-7	W
12/1	*Alabama	Birmingham	NR/NR	34-7	W

Did You Know?

On the evening of February 26, 1951, in the living room of the president's mansion, Ralph Jordan signed a five-year contract as head football coach. He had not sought the job, in fact, Jeff Beard had to call Jordan in Athens, Ga., where he had served as line coach for Wally Butts for the past five years, to persuade Jordan to "apply" for the "job". Jordan mailed Beard a one-sentence "application" which said: "I hereby apply for the head football coaching position at Auburn. Signed, Ralph Jordan".

From Auburn Football, The Complete History, 1892-1987, by Dan. W. Hollis

All-Time Results

2003 Auburn Football

☆ NATIONAL CHAMPIONS ☆

1957

10-0, 7-0 SEC
Ralph "Shug" Jordan

1st AP, 2nd UPI

SEC CHAMPIONS

9/28	* at Tennessee	Knoxville, TN	NR/8	7-0	W
10/5	UT-CHATT.	AUBURN	7/NR	40-7	W
10/12	* KENTUCKY	AUBURN	9/NR	6-0	W
10/19	* at Georgia Tech	Atlanta, GA	9/NR	3-0	W
10/26	at Houston	Houston, TX	5/NR	48-7	W
11/2	* FLORIDA	AUBURN	4/19	13-0	W
11/9	* Mississippi State	Birmingham	3/17	15-7	W
11/16	* Georgia	Columbus, GA	3/NR	6-0	W
11/23	at Florida State	Tallahassee, FL	2/NR	29-7	W
11/30	* Alabama	Birmingham	1/NR	40-0	W

1958

9-0-1, 6-0-1 SEC
Ralph "Shug" Jordan

4th AP, 4th UPI

9/27	* Tennessee	Birmingham	3/NR	13-0	W
10/4	UT-CHATT.	AUBURN	2/NR	30-8	W
10/11	at Kentucky	Lexington, KY	1/NR	8-0	W
10/18	* at Georgia Tech	Atlanta, GA	2/NR	7-7	T
10/25	MARYLAND	AUBURN	5/NR	20-7	W
11/1	* at Florida	Gainesville, FL	4/NR	6-5	W
11/8	* MISS. STATE	AUBURN	5/NR	33-14	W
11/15	* Georgia	Columbus, GA	4/NR	21-6	W
11/22	WAKE FOREST	AUBURN	2/NR	21-7	W
11/29	* Alabama	Birmingham	2/NR	14-8	W

1959

7-3, 4-3 SEC
Ralph "Shug" Jordan

Tied For 19th UPI

9/26	* at Tennessee	Knoxville, TN	3/NR	0-3	L
10/3	HARDIN-SIMMONS	AUBURN	17/NR	35-12	W
10/10	* KENTUCKY	AUBURN	14/NR	33-0	W
10/17	* at Georgia Tech	Atlanta, GA	11/4	7-6	W
10/23	at Miami	Miami, FL	7/NR	21-6	W
10/31	* FLORIDA	AUBURN	8/NR	6-0	W
11/7	* Mississippi State	Birmingham	8/NR	31-0	W
11/14	* at Georgia	Athens, GA	8/12	13-14	L
11/21	SOUTHERN MISS	AUBURN	12/NR	28-7	W
11/28	* Alabama	Birmingham	11/19	0-10	L

1960

8-2, 5-2 SEC
Ralph "Shug" Jordan

13th AP, 14th UPI

9/24	* Tennessee	Birmingham	NR/NR	3-10	L
10/1	* at Kentucky	Lexington, KY	NR/NR	10-7	W
10/8	UT-CHATT.	AUBURN	NR/NR	10-0	W
10/15	* Georgia Tech	Birmingham	NR/19	9-7	W
10/22	MIAMI (FLA.)	AUBURN	17/NR	20-7	W
10/29	* at Florida	Gainesville, FL	14/NR	10-7	W
11/5	* MISS. STATE	AUBURN	12/NR	27-12	W
11/12	* GEORGIA	AUBURN	10/NR	9-6	W
11/19	FLORIDA STATE	AUBURN	9/NR	57-21	W
11/26	* Alabama	Birmingham	8/17	0-3	L

1961

6-4, 3-4 SEC
Ralph "Shug" Jordan

9/30	* at Tennessee	Knoxville, TN	NR/NR	24-21	W
10/7	* KENTUCKY	AUBURN	NR/NR	12-14	L
10/14	UT-CHATT.	AUBURN	NR/NR	35-7	W
10/21	* at Georgia Tech	Atlanta, GA	NR/8	6-7	L
10/28	CLEMSON	AUBURN	NR/NR	24-14	W



1957 National Championship Team

All-Time Results

2003 Auburn Football

11/4	WAKE FOREST	AUBURN	NR/NR	21-7	W
11/11	*Mississippi State	Birmingham	NR/NR	10-11	L
11/18	*at Georgia	Athens, GA	NR/NR	10-7	W
11/25	*FLORIDA	AUBURN	NR/NR	32-15	W
12/2	*Alabama	Birmingham	NR/1	0-34	L

1962

6-3-1, 4-3 SEC Ralph "Shug" Jordan

9/29	*Tennessee	Birmingham	NR/NR	22-21	W
10/7	*at Kentucky	Lexington, KY	NR/NR	16-6	W
10/13	UT-CHATT.	AUBURN	NR/NR	54-6	W
10/20	*Georgia Tech	Birmingham	NR/NR	17-14	W
10/27	*at Clemson	Clemson, SC	NR/NR	17-14	W
11/3	*at Florida	Gainesville, FL	10/NR	3-22	L
11/10	*MISS. STATE	AUBURN	NR/NR	9-3	W
11/17	*GEORGIA	AUBURN	NR/NR	21-30	L
11/24	FLORIDA STATE	AUBURN	NR/NR	14-14	T
12/1	*Alabama	Birmingham	NR/5	0-38	L

1963

9-2, 6-1 SEC Ralph "Shug" Jordan

5th AP, 6th UPI

9/21	at Houston	Houston, TX	NR/NR	21-14	W
9/28	*at Tennessee	Knoxville, TN	NR/NR	23-19	W
10/5	*KENTUCKY	AUBURN	NR/NR	14-13	W
10/12	UT-CHATT.	AUBURN	NR/NR	28-0	W
10/19	*at Georgia Tech	Atlanta, GA	NR/8	29-21	W
11/2	*FLORIDA	AUBURN	5/NR	19-0	W
11/9	*Mississippi State	Jackson, MS	5/NR	10-13	L
11/16	*at Georgia	Athens, GA	9/NR	14-0	W
11/23	FLORIDA STATE	AUBURN	9/NR	21-15	W
11/30	*Alabama	Birmingham	9/6	10-8	W
ORANGE BOWL					
1/1	Nebraska	Miami, FL	5/6	7-13	L 72,647

1964

6-4, 3-3 SEC Ralph "Shug" Jordan

9/19	HOUSTON	AUBURN	8/NR	30-0	W
9/26	*Tennessee	Birmingham	8/NR	3-0	W
10/3	*Kentucky	Lexington	7/NR	0-20	L
10/10	UT-CHATT.	AUBURN	NR/NR	33-12	W
10/17	Georgia Tech	Birmingham	NR/NR	3-7	L
10/24	SOUTHERN MISS	AUBURN	NR/NR	14-7	W
10/31	*at Florida	Gainesville, FL	NR/10	0-14	L
11/7	*MISS. STATE	AUBURN	NR/NR	12-3	W
11/14	*GEORGIA	AUBURN	NR/NR	14-7	W
11/26	*Alabama	Birmingham	NR/2	14-21	L

1965

5-5-1, 4-1-1 SEC Ralph "Shug" Jordan

9/18	BAYLOR	AUBURN	NR/NR	8-14	L
9/25	*at Tennessee	Knoxville, TN	NR/NR	13-13	T
10/2	*KENTUCKY	AUBURN	NR/6	23-18	W
10/9	UT-CHATT.	AUBURN	NR/NR	30-7	W
10/16	at Georgia Tech	Atlanta, GA	NR/NR	14-23	L
10/23	SOUTHERN MISS	AUBURN	NR/NR	0-3	L
10/30	*FLORIDA	AUBURN	NR/7	28-17	W
11/6	*Mississippi State	Birmingham	NR/NR	25-18	W
11/13	*at Georgia	Athens, GA	NR/NR	21-19	W
11/27	*Alabama	Birmingham	NR/5	3-30	L
LIBERTY BOWL					
12/18	Ole Miss	Memphis, TN	NR/NR	7-13	L 38,607

1966

4-6, 1-5 SEC Ralph "Shug" Jordan

9/17	UT-CHATT.	AUBURN	NR/NR	20-6	W 22,808
9/24	*Tennessee	Birmingham	NR/NR	0-28	L 52,582
10/1	*at Kentucky	Lexington, KY	NR/NR	7-17	L 37,500
10/8	WAKE FOREST	AUBURN	NR/NR	14-6	W 18,511
10/15	Georgia Tech	Birmingham	NR/7	3-17	L 48,362
10/22	TCU	AUBURN	NR/NR	7-6	W 34,976
10/29	*at Florida	Gainesville, FL	NR/7	27-30	L 58,637
11/5	*Mississippi State	Jackson, MS	NR/NR	13-0	W 26,976
11/12	*GEORGIA	AUBURN	NR/9	13-21	L 44,773
12/3	*Alabama	Birmingham	NR/3	0-31	L 66,808

1967

6-4, 3-3 SEC Ralph "Shug" Jordan

9/23	UT-CHATT.	AUBURN	NR/NR	40-6	W 20,573
9/30	*at Tennessee	Knoxville, TN	NR/NR	13-27	L 54,566
10/7	*KENTUCKY	AUBURN	NR/NR	48-7	W 24,962
10/14	CLEMSON	AUBURN	NR/NR	43-21	W 26,051
10/21	at Georgia Tech	Atlanta, GA	NR/NR	28-10	W 59,603
10/27	at Miami	Miami, FL	NR/NR	0-7	L 48,422
11/4	*FLORIDA	AUBURN	NR/NR	26-21	W 37,858
11/11	*MISS. STATE	AUBURN	NR/NR	36-0	W 40,871
11/18	*at Georgia	Athens, GA	NR/NR	0-17	L 56,709
12/2	*Alabama	Birmingham	NR/8	3-7	L 69,723

1968

7-4, 4-2 SEC Ralph "Shug" Jordan

9/21	SMU	AUBURN	NR/NR	28-37	L 40,606
9/28	*Mississippi State	Jackson, MS	NR/NR	26-0	W 25,200
10/5	*at Kentucky	Lexington, KY	NR/NR	26-7	W 35,200
10/12	at Clemson	Clemson, SC	NR/NR	21-10	W 40,000
10/19	Georgia Tech	Birmingham	NR/NR	20-21	L 47,547
10/26	MIAMI (FLA.)	AUBURN	NR/9	31-6	W 44,710
11/2	*at Florida	Gainesville, FL	NR/20	24-13	W 63,122
11/9	*Tennessee	Birmingham	18/5	28-14	W 68,821
11/16	*GEORGIA	AUBURN	12/5	3-17	L 51,650
11/30	*Alabama	Birmingham	18/15	16-24	L 68,821
SUN BOWL					
12/28	Arizona	El Paso, TX	NR/NR	34-10	W 32,302

1969

8-3, 5-2 SEC Ralph "Shug" Jordan

20th AP, 15th UPI

9/20	WAKE FOREST	AUBURN	20/NR	57-0	W 35,000
9/27	*at Tennessee	Knoxville, TN	17/19	19-45	L 57,826
10/4	*KENTUCKY	AUBURN	NR/NR	44-3	W 38,000
10/11	CLEMSON	AUBURN	20/NR	51-0	W 38,000
10/18	at Georgia Tech	Atlanta, GA	15/NR	17-14	W 59,464
10/25	*at LSU	Baton Rouge, LA	14/9	20-21	L 65,000
11/1	*FLORIDA	AUBURN	17/7	38-12	W 50,086
11/8	*MISS. STATE	AUBURN	11/NR	52-13	W 47,600
11/15	*at Georgia	Athens, GA	11/16	16-3	W 59,306
11/29	*Alabama	Birmingham	12/NR	49-26	W 72,303
ASTRO-BLUEBONNET BOWL					
12/31	at Houston	Houston, TX	12/17	7-36	L 55,203

All-Time Results

2003 Auburn Football

1970

9-2, 5-2 SEC
Ralph "Shug" Jordan

10th AP, 9th UPI

9/19	SOUTHERN MISS	AUBURN	NR/NR	33-14	W	48,500
9/26	* Tennessee	Birmingham	NR/17	36-23	W	65,306
10/3	* at Kentucky	Lexington, KY	12/NR	33-15	W	37,500
10/10	at Clemson	Clemson, SC	9/NR	44-0	W	41,202
10/17	GEORGIA TECH	AUBURN	8/16	31-7	W	62,391
10/24	* LSU	AUBURN	6/14	9-17	L	62,392
10/31	* at Florida	Gainesville, FL	12/NR	63-14	W	62,560
11/7	* Mississippi State	Birmingham	10/NR	56-0	W	45,000
11/14	* GEORGIA	AUBURN	8/NR	17-31	L	61,791
11/28	* Alabama	Birmingham	11/NR	33-28	W	71,774
GATOR BOWL						
1/1	Ole Miss	Jacksonville, FL	10/NR	35-28	W	71,136

1971

9-2, 5-1 SEC
Ralph "Shug" Jordan

12th AP, 5th UPI

9/18	UT-CHATT.	AUBURN	7/NR	60-7	W	45,000
9/25	* at Tennessee	Knoxville, TN	5/9	10-9	W	62,990
10/2	* KENTUCKY	AUBURN	5/NR	38-6	W	48,000
10/9	SOUTHERN MISS	AUBURN	4/NR	27-14	W	42,000
10/16	at Georgia Tech	Atlanta, GA	5/NR	31-14	W	62,204
10/23	CLEMSON	AUBURN	5/NR	35-13	W	55,000
10/30	* FLORIDA	AUBURN	5/NR	40-7	W	63,500
11/6	* MISS. STATE	AUBURN	5/NR	30-21	W	45,000
11/13	* at Georgia	Athens, GA	6/7	35-20	W	62,891
11/27	* Alabama	Birmingham	5/3	7-31	L	68,821
SUGAR BOWL						
1/1	Oklahoma	New Orleans, LA	5/3	22-40	L	84,031

1972

10-1, 6-1 SEC
Ralph "Shug" Jordan

5th AP, 7th UPI

9/9	* Mississippi State	Jackson, MS	NR/NR	14-3	W	40,000
9/23	UT-CHATT.	AUBURN	NR/NR	14-7	W	43,000
9/30	* Tennessee	Birmingham	NR/4	10-6	W	69,483
10/7	* Ole Miss	Jackson, MS	17/18	19-13	W	46,421
10/14	* at LSU	Baton Rouge, LA	9/8	7-35	L	70,132
10/21	GEORGIA TECH	AUBURN	14/NR	24-14	W	60,261
10/28	FLORIDA STATE	AUBURN	12/17	27-14	W	58,122
11/4	* at Florida	Gainesville, FL	11/NR	26-20	W	57,551
11/18	* GEORGIA	AUBURN	11/NR	27-10	W	62,448
12/2	* Alabama	Birmingham	9/2	17-16	W	72,386
GATOR BOWL						
12/30	Colorado	Jacksonville, FL	6/13	24-3	W	71,114

1973

6-6, 2-5 SEC
Ralph "Shug" Jordan

9/15	Oregon State	Birmingham	12/NR	18-9	W	45,000
9/22	UT-CHATT.	AUBURN	12/NR	31-0	W	46,500
9/29	* at Tennessee	Knoxville, TN	11/9	0-21	L	71,656
10/6	* OLE MISS	AUBURN	NR/NR	14-7	W	56,500
10/13	* LSU	AUBURN		6-20	L	64,331
10/20	at Georgia Tech	Atlanta, GA	NR/NR	24-10	W	59,123
10/27	HOUSTON	AUBURN	NR/12	7-0	W	58,426
11/3	* FLORIDA	AUBURN	19/NR	8-12	L	63,429
11/10	* MISS. STATE	AUBURN	NR/NR	31-17	W	48,427
11/17	* at Georgia	Athens, GA	NR/NR	14-28	L	59,700

12/1	* Alabama	Birmingham	NR/1	0-35	L	69,418
SUN BOWL						
12/19	Missouri	El Paso, TX	NR/NR	17-34	L	30,127

1974

10-2, 4-2 SEC
Ralph "Shug" Jordan

8th AP, 6th UPI

9/14	Louisville	Birmingham	NR/NR	16-3	W	25,000
9/21	UT-CHATT.	AUBURN	NR/NR	52-0	W	42,000
9/28	* TENNESSEE	AUBURN	NR/14	21-0	W	64,293
10/4	at Miami (Fla.)	Miami, FL	11/16	3-0	W	33,490
10/12	* KENTUCKY	AUBURN	10/NR	31-13	W	52,111
10/19	GEORGIA TECH	AUBURN	5/NR	31-22	W	62,907
10/26	FLORIDA STATE	AUBURN	5/NR	38-6	W	58,709
11/2	* at Florida	Gainesville, FL	5/11	14-25	L	64,912
11/9	* Mississippi State	Jackson, MS	10/NR	24-20	W	38,000
11/16	* GEORGIA	AUBURN	7/NR	17-13	W	64,748
11/29	* Alabama	Birmingham	7/2	13-17	L	71,224
GATOR BOWL						
12/30	Texas	Jacksonville, FL	6/11	27-3	W	63,811

1975

4-6-1, 2-4 SEC
Ralph "Shug" Jordan

9/13	MEMPHIS	AUBURN	7/NR	20-31	L
9/20	at Baylor	Waco, TX	NR/NR	10-10	T
9/27	* at Tennessee	Knoxville, TN	NR/16	17-21	L
10/4	VIRGINIA TECH	AUBURN	NR/NR	16-23	L
10/11	* at Kentucky	Lexington, KY	NR/NR	15-9	W
10/18	at Georgia Tech	Atlanta, GA	NR/NR	31-27	W
10/25	at Florida State	Tallahassee, FL	NR/NR	17-14	W
11/1	* FLORIDA	AUBURN	NR/11	14-31	L
11/8	* MISS. STATE	AUBURN	NR/NR	21-21	T#
11/15	* at Georgia	Athens, GA	NR/20	13-28	L
11/29	* Alabama	Birmingham	NR/4	0-28	L



DOUG BARFIELD

Elevated from his offensive coordinator position to follow Coach Jordan, Barfield won 29 games in five seasons and produced 14 All-SEC and three All-America players.

1976

4-7, 3-3 SEC
Doug Barfield

9/11	at Arizona	Tucson, AZ	NR/NR	19-31	L	52,206
9/18	BAYLOR	AUBURN	NR/NR	14-15	L	50,000
9/25	* Tennessee	Birmingham	NR/NR	38-28	W	47,500
10/2	* Ole Miss	Jackson, MS	NR/16	10-0	W	40,500
10/9	at Memphis	Memphis, TN	NR/NR	27-28	L	48,561
10/16	GEORGIA TECH	AUBURN	NR/NR	10-28	L	63,786
10/23	FLORIDA STATE	AUBURN	NR/NR	31-19	W	58,500
10/30	* at Florida	Gainesville, FL	NR/12	19-24	L	65,129
11/6	* Mississippi State	Jackson, MS	NR/NR	19-28	L#	37,000
11/13	* GEORGIA	AUBURN	NR/7	0-28	L	63,912
11/27	* Alabama	Birmingham	NR/18	7-38	L	70,303

1977

6-5, 5-1 SEC
Doug Barfield

9/10	ARIZONA	AUBURN	NR/NR	21-10	W	45,000
9/17	SOUTHERN MISS	AUBURN	NR/NR	13-24	L	42,000
9/24	* at Tennessee	Knoxville, TN	NR/NR	14-12	W	84,084
10/1	* OLE MISS	AUBURN	NR/NR	21-15	W	48,000

All-Time Results

2003 Auburn Football

10/8	N.C. STATE	AUBURN	NR/NR	15-17	L	45,000
10/15	at Georgia Tech	Atlanta, GA	NR/NR	21-38	L	45,000
10/22	at Florida State	Tallahassee, FL	NR/NR	3-24	L	42,464
10/29	* FLORIDA	AUBURN	NR/18	29-14	W	57,000
11/5	* MISS. STATE	AUBURN	NR/NR	13-27	L#	58,000
11/12	* at Georgia	Athens, GA	NR/NR	33-14	W	57,000
11/26	* Alabama	Birmingham	NR/2	21-48	L	69,921

#-MSU forfeited games from 1975-77.

1978 6-4-1, 3-2-1 SEC Doug Barfield

9/16	at Kansas State	Manhattan, KS	NR/NR	45-32	W	27,600
9/23	at Virginia Tech	Blacksburg, VA	NR/NR	18-7	W	38,000
9/30	* Tennessee	Birmingham	NR/NR	29-10	W	50,136
10/7	MIAMI (FLA.)	AUBURN	NR/NR	15-17	L	55,113
10/14	* at Vanderbilt	Nashville, TN	NR/NR	49-7	W	30,394
10/21	GEORGIA TECH	AUBURN	NR/NR	10-24	L	59,112
10/28	WAKE FOREST	AUBURN	NR/NR	21-7	W	52,120
11/4	* at Florida	Gainesville, FL	NR/NR	7-31	L	59,343
11/11	* at Mississippi State	Starkville, MS	NR/NR	6-0	W	34,100
11/18	* GEORGIA	AUBURN	NR/8	22-22	T	64,761
12/2	* Alabama	Birmingham	NR/2	16-34	L	79,218

1979 8-3, 4-2 SEC Doug Barfield

16th AP

9/15	KANSAS STATE	AUBURN	NR/NR	26-18	W	50,132
9/22	SOUTHERN MISS	AUBURN	NR/NR	31-9	W	45,226
9/29	* at Tennessee	Knoxville, TN	NR/NR	17-35	L	85,936
10/6	N.C. STATE	AUBURN	NR/14	44-31	W	51,146
10/13	* VANDERBILT	AUBURN	18/NR	52-35	W	47,900
10/20	at Georgia Tech	Atlanta, GA	14/NR	38-14	W	54,236
10/27	at Wake Forest	Winston-Salem, NC	13/18	38-42	L	34,060
11/3	* FLORIDA	AUBURN	20/NR	19-13	W	58,384
11/10	* MISS. STATE	AUBURN	16/NR	14-3	W	59,186
11/17	* at Georgia	Athens, GA	15/NR	33-13	W	63,000
12/1	* Alabama	Birmingham	14/1	18-25	L	77,918

1980 5-6, 0-6 SEC Doug Barfield

9/13	at TCU	Fort Worth, TX	18/NR	10-7	W	22,812
9/20	DUKE	AUBURN	19/NR	35-28	W	57,742
9/27	* TENNESSEE	AUBURN	18/NR	0-42	L	75,942
10/4	RICHMOND	AUBURN	NR/NR	55-16	W	47,226
10/11	* at LSU	Baton Rouge, LA	NR/NR	17-21	L	76,094
10/18	GEORGIA TECH	AUBURN	NR/NR	17-14	W	57,950
10/25	* Miss. State	Jackson, MS	NR/NR	21-24	L	40,822
11/1	* at Florida	Gainesville, FL	NR/NR	10-21	L	63,274
11/8	SOUTHERN MISS	AUBURN	NR/NR	31-0	W	56,800
11/15	* GEORGIA	AUBURN	NR/1	21-31	L	74,900
11/29	* Alabama	Birmingham	NR/9	18-34	L	78,549



PAT DYE

Dye won 99 games and four SEC titles in 12 years at AU. As athletic director he was responsible for bringing the Alabama game to Auburn, elevating AU's facilities and program alongside the nation's elite.

1981 5-6, 2-4 SEC Pat Dye

9/5	TCU	AUBURN	NR/NR	24-16	W	48,000
-----	-----	--------	-------	-------	---	--------

9/19	WAKE FOREST	AUBURN	NR/NR	21-24	L	58,000
9/26	* at Tennessee	Knoxville, TN	NR/NR	7-10	L	92,612
10/3	at Nebraska	Lincoln, NE	NR/NR	3-17	L	76,423
10/10	* LSU	AUBURN	NR/NR	19-7	W	61,000
10/17	at Georgia Tech	Atlanta, GA	NR/NR	31-7	W	50,326
10/24	* MISS. STATE	AUBURN	NR/9	17-21	L	58,000
10/31	* FLORIDA	AUBURN	NR/NR	14-12	W	65,000
11/7	NORTH TEXAS	AUBURN	NR/NR	20-0	W	63,000
11/14	* at Georgia	Athens, GA	NR/4	13-24	L	82,165
11/28	* Alabama	Birmingham	NR/4	17-28	L	78,170

1982 9-3, 4-2 SEC Pat Dye

14th AP, 14th UPI

9/11	WAKE FOREST	AUBURN	NR/NR	28-10	W	59,350
9/18	SOUTHERN MISS	AUBURN	NR/NR	21-19	W	55,000
9/25	* TENNESSEE	AUBURN	NR/NR	24-14	W	73,600
10/2	NEBRASKA	AUBURN	20/8	7-41	L	73,900
10/9	* KENTUCKY	AUBURN	NR/NR	18-3	W	53,000
10/16	GEORGIA TECH	AUBURN	NR/NR	24-0	W	57,000
10/23	* at Miss. State	Starkville, MS	NR/NR	35-17	W	32,826
10/30	* at Florida	Gainesville, FL	19/NR	17-19	L	73,532
11/6	RUTGERS	AUBURN	NR/NR	30-7	W	58,000
11/13	* GEORGIA	AUBURN	NR/1	14-19	L	74,900
11/27	* Alabama	Birmingham	NR/NR	23-22	W	76,300

TANGERINE BOWL

12/18	Boston College	Orlando, FL	18/NR	33-26	W	51,296
-------	----------------	-------------	-------	-------	---	--------

1983 11-1, 6-0 SEC Pat Dye

3rd AP, 3rd UPI, NATIONAL CHAMPION (N.Y. TIMES)

SEC CHAMPIONS

9/10	SOUTHERN MISS	AUBURN	4/NR	24-3	W	73,500
9/17	TEXAS	AUBURN	5/3	7-20	L	73,500
9/24	* at Tennessee	Knoxville, TN	11/NR	37-14	W	95,185
10/1	FLORIDA STATE	AUBURN	10/NR	27-24	W	75,625
10/8	* at Kentucky	Lexington, KY	7/NR	49-21	W	57,989
10/15	at Georgia Tech	Atlanta, GA	5/NR	31-13	W	55,112
10/22	* MISS. STATE	AUBURN	5/NR	28-13	W	71,500
10/29	* FLORIDA	AUBURN	4/5	28-21	W	75,700
11/5	MARYLAND	AUBURN	3/7	35-23	W	75,600
11/12	* at Georgia	Athens, GA	3/4	13-7	W	82,122
12/3	* Alabama	Birmingham	3/19	23-20	W	77,310

SUGAR BOWL

1/1	Michigan	New Orleans, LA	3/8	9-7	W	77,893
-----	----------	-----------------	-----	-----	---	--------



1983 SEC Championship Team

All-Time Results

2003 Auburn Football

1984

9-4, 4-2 SEC
Pat Dye

14th AP, 14th UPI

8/28	Miami (Fla.)	East Rutherford, NJ	1/10	18-20	L	51,131
9/15	at Texas	Austin	11/4	27-35	L	78,348
9/22	SOUTHERN MISS	AUBURN	19/NR	35-12	W	74,841
9/29	*TENNESSEE	AUBURN	20/NR	29-10	W	75,076
10/6	*at Ole Miss	Oxford, MS	18/NR	17-13	W	35,387
10/13	at Florida State	Tallahassee, FL	16/9	42-41	W	58,671
10/20	GEORGIA TECH	AUBURN	13/NR	48-34	W	75,216
10/27	*at Mississippi State	Starkville, MS	12/NR	24-21	W	31,138
11/3	*at Florida	Gainesville, FL	11/13	3-24	L	74,397
11/10	CINCINNATI	AUBURN	20/NR	60-0	W	74,750
11/17	*GEORGIA	AUBURN	18/15	21-12	W	75,300
12/1	*Alabama	Birmingham	11/NR	15-17	L	76,853
LIBERTY BOWL						
12/27	Arkansas	Memphis, TN	16/NR	21-15	W	50,180

1985

8-4, 3-3 SEC
Pat Dye

9/7	SW LOUISIANA	AUBURN	2/NR	49-7	W	60,000
9/14	SOUTHERN MISS	AUBURN	1/NR	29-18	W	63,000
9/28	*at Tennessee	Knoxville, TN	1/NR	20-38	L	94,358
10/5	*OLE MISS	AUBURN	14/NR	41-0	W	67,500
10/12	FLORIDA STATE	AUBURN	12/4	59-27	W	75,000
10/19	at Georgia Tech	Atlanta, GA	8/NR	17-14	W	57,501
10/26	*MISS. STATE	AUBURN	6/NR	21-9	W	68,700
11/2	*FLORIDA	AUBURN	6/2	10-14	L	75,000
11/9	EAST CAROLINA	AUBURN	13/NR	35-10	W	65,600
11/16	*at Georgia	Athens, GA	14/12	24-10	W	82,122
11/30	*Alabama	Birmingham	7/NR	23-25	L	75,808
COTTON BOWL						
1/1	Texas A&M	Dallas, TX	16/11	16-36	L	73,137

1986

10-2, 4-2 SEC
Pat Dye

6th AP, 8th UPI

9/6	UT-CHATT.	AUBURN	14/NR	42-14	W	58,000
9/20	EAST CAROLINA	AUBURN	10/NR	45-0	W	62,000
9/27	*TENNESSEE	AUBURN	8/NR	34-8	W	72,500
10/4	W. CAROLINA	AUBURN	7/NR	55-6	W	63,000
10/11	*at Vanderbilt	Nashville, TN	7/NR	31-9	W	40,378
10/18	GEORGIA TECH	AUBURN	7/NR	31-10	W	72,500
10/25	*at Miss. State	Starkville, MS	7/13	35-6	W	42,700
11/1	*at Florida	Gainesville, FL	5/20	17-18	L	74,521
11/8	CINCINNATI	AUBURN	9/NR	52-7	W	63,500
11/15	*GEORGIA	AUBURN	8/NR	16-20	L	73,000
11/29	*Alabama	Birmingham	14/7	21-17	W	75,808
CITRUS BOWL						
1/1	Southern Cal	Orlando, FL	10/NR	16-7	W	51,113

1987

9-1-2, 5-0-1 SEC
Pat Dye

7th AP, 7th UPI

SEC CHAMPIONS

9/5	TEXAS	AUBURN	5/NR	31-3	W	80,000
9/12	KANSAS	AUBURN	4/NR	49-0	W	65,711
9/26	*at Tennessee	Knoxville, TN	3/14	20-20	T	93,506
10/3	at North Carolina	Chapel Hill, NC	6/NR	20-10	W	52,811
10/10	*VANDERBILT	AUBURN	5/NR	48-15	W	79,500

10/17	at Georgia Tech	Atlanta, GA	5/NR	20-10	W	45,559
10/24	*MISS. STATE	AUBURN	6/NR	38-7	W	79,900
10/31	*FLORIDA	AUBURN	6/10	29-6	W	85,187
11/7	FLORIDA STATE	AUBURN	6/4	6-34	L	85,170
11/14	*at Georgia	Athens, GA	12/8	27-11	W	82,122
11/27	*Alabama	Birmingham	7/18	10-0	W	75,808

SUGAR BOWL

1/1	Syracuse	New Orleans, LA	6/4	16-16	T	75,495
-----	----------	-----------------	-----	-------	---	--------



1987 SEC Championship Team

1988

10-2, 6-1 SEC
Pat Dye

8th AP, 7th UPI

SEC CHAMPIONS

9/10	*KENTUCKY	AUBURN	7/NR	20-10	W	60,000
9/17	KANSAS	AUBURN	6/NR	56-7	W	55,700
9/24	*TENNESSEE	AUBURN	4/NR	38-6	W	83,687
10/1	N. CAROLINA	AUBURN	4/NR	47-21	W	73,611
10/8	*at LSU	Baton Rouge, LA	4/NR	6-7	L	79,431
10/15	AKRON	AUBURN	12/NR	42-0	W	61,300
10/22	*MISS. STATE	AUBURN	10/NR	33-0	W	67,300
10/29	*at Florida	Gainesville, FL	9/NR	16-0	W	75,199
11/5	SOUTHERN MISS	AUBURN	9/NR	38-8	W	73,787
11/12	*GEORGIA	AUBURN	9/17	20-10	W	85,214
11/25	*Alabama	Birmingham	7/17	15-10	W	75,962

SUGAR BOWL

1/2	Florida State	New Orleans, LA	7/4	7-13	L	61,934
-----	---------------	-----------------	-----	------	---	--------



1988 SEC Championship Team

All-Time Results

2003 Auburn Football

1989

10-2, 6-1 SEC

Pat Dye

6th AP, 6th UPI

SEC CHAMPIONS

9/9	PACIFIC	AUBURN	8/NR	55-0	W	77,000
9/16	SOUTHERN MISS	AUBURN	5/NR	24-3	W	83,465
9/30	* at Tennessee	Knoxville, TN	4/12	14-21	L	95,341
10/7	* at Kentucky	Lexington, KY	11/NR	24-12	W	55,688
10/14	* LSU	AUBURN	12/NR	10-6	W	85,214
10/21	at Florida State	Tallahassee, FL	11/14	14-22	L	62,711
10/28	* MISS. STATE	AUBURN	16/NR	14-0	W	84,105
11/4	* FLORIDA	AUBURN	12/19	10-7	W	85,214
11/11	LOUISIANA TECH	AUBURN	12/NR	38-23	W	77,237
11/18	* at Georgia	Athens, GA	11/NR	20-3	W	82,122
12/2	* ALABAMA	AUBURN	11/2	30-20	W	85,319
HALL OF FAME BOWL						
1/1	Ohio State	Tampa, FL	9/21	31-14	W	52,535



1989 SEC Championship Team

1990

8-3-1, 4-2-1 SEC

Pat Dye

19th AP, 19th UPI

9/8	CAL ST. FULLERTON	AUBURN	3/NR	38-17	W	77,500
9/15	* Ole Miss	Jackson, MS	2/NR	24-10	W	41,500
9/29	* TENNESSEE	AUBURN	3/5	26-26	T	85,214
10/6	LA. TECH	AUBURN	5/NR	16-14	W	72,350
10/13	* VANDERBILT	AUBURN	6/NR	56-6	W	79,269
10/20	FLORIDA STATE	AUBURN	5/7	20-17	W	85,214
10/27	* at Miss. State	Starkville, MS	2/NR	17-16	W	39,106
11/3	* at Florida	Gainesville, FL	4/15	7-48	L	75,459
11/10	SOUTHERN MISS	AUBURN	15/NR	12-14	L	85,214
11/17	* GEORGIA	AUBURN	24/NR	33-10	W	85,214
12/1	* Alabama	Birmingham	20/NR	7-16	L	75,962
PEACH BOWL						
12/29	Indiana	Atlanta, GA	NR/NR	27-23	W	38,962

1991

5-6, 2-5 SEC

Pat Dye

8/31	GEORGIA SO.	AUBURN	18/NR	32-17	W	79,124
9/14	* OLE MISS	AUBURN	15/NR	23-13	W	81,622
9/21	at Texas	Austin, TX	13/NR	14-10	W	77,809

9/28	* at Tennessee	Knoxville, TN	13/5	21-30	L	97,731
10/5	SOUTHERN MISS	AUBURN	16/NR	9-10	L	79,793
10/12	* at Vanderbilt	Nashville, TN	24/NR	24-22	W	32,772
10/26	* MISS. STATE (HC)	AUBURN	NR/NR	17-24	L	82,214
11/2	* FLORIDA	AUBURN	NR/6	10-31	L	83,714
11/9	SW LOUISIANA	AUBURN	NR/NR	50-7	W	62,557
11/16	* at Georgia	Athens, GA	NR/NR	27-37	L	85,434
11/30	* Alabama	Birmingham	NR/8	6-13	L	83,091

1992

5-5-1, 2-5-1 SEC

Pat Dye

9/5	* at Ole Miss	Oxford, MS	NR/NR	21-45	L	40,000
9/12	SAMFORD	AUBURN	NR/NR	55-0	W	65,913
9/19	* LSU	AUBURN	NR/NR	30-28	W	76,637
9/26	SOUTHERN MISS	AUBURN	NR/NR	16-8	W	72,296
10/3	* VANDERBILT	AUBURN	NR/NR	31-7	W	58,229
10/10	* at Mississippi State	Starkville, MS	NR/18	7-14	L	41,224
10/17	* at Florida	Gainesville, FL	NR/23	9-24	L	84,098
10/24	SW LA. (HC)	AUBURN	NR/NR	25-24	W	74,327
10/31	* ARKANSAS	AUBURN	NR/NR	24-24	T	77,933
11/14	* GEORGIA	AUBURN	NR/12	10-14	L	85,214
11/26	* Alabama	Birmingham	NR/2	0-17	L	83,091



TERRY BOWDEN

Bowden made NCAA history when he became the first coach to start a Division I-A career with 20-consecutive wins. He led Auburn to its first 11-0 season during his initial campaign on the Plains, 1993.

1993

11-0, 8-0 SEC

Terry Bowden

4th AP

9/2	* OLE MISS	AUBURN	NR/NR	16-12	W	78,246
9/11	SAMFORD	AUBURN	NR/NR	35-7	W	68,936
9/18	* at LSU	Baton Rouge, LA	NR/NR	34-10	W	71,936
9/25	SOUTHERN MISS	AUBURN	25/NR	35-24	W	83,476
10/2	* at Vanderbilt	Nashville, TN	23/NR	14-10	W	40,527
10/9	* MISS. STATE	AUBURN	22/NR	31-17	W	84,222
10/16	* FLORIDA	AUBURN	19/4	38-35	W	85,214
10/30	* at Arkansas	Fayetteville, AR	9/NR	31-21	W	50,100
11/6	N. MEXICO ST. (HC)	AUBURN	8/NR	55-14	W	82,128
11/13	* at Georgia	Athens, GA	7/NR	42-28	W	85,434
11/20	* ALABAMA	AUBURN	6/11	22-14	W	85,214



1993 11-0 Team

All-Time Results

2003 Auburn Football

1994

9-1-1, 6-1-1 SEC
Terry Bowden

9th AP

9/3	* at Ole Miss	Oxford, MS	11/NR	22-17	W	41,239
9/10	NORTHEAST LA.	AUBURN	12/NR	44-12	W	78,437
9/17	* LSU	AUBURN	11/NR	30-26	W	84,754
9/24	EAST TENN. ST.	AUBURN	10/NR	38-0	W	76,341
9/29	* KENTUCKY	AUBURN	9/NR	41-14	W	74,315
10/8	* at Mississippi State	Starkville, MS	9/NR	42-18	W	41,200
10/15	* at Florida	Gainesville, FL	6/1	36-33	W	85,562
10/29	* ARKANSAS	AUBURN	4/NR	31-14	W	85,214
11/5	E. CAROLINA (HC)	AUBURN	3/NR	38-21	W	84,738
11/12	* GEORGIA	AUBURN	3/NR	23-23	T	85,214
11/19	* Alabama	Birmingham	6/4	14-21	L	83,091

10/18	* FLORIDA	AUBURN	6/7	10-24	L	85,244
10/25	* at Arkansas	Fayetteville, AR	11/NR	26-21	W	41,277
11/1	* MISS. STATE	AUBURN	11/NR	0-20	L	82,736
11/15	* at Georgia	Athens, GA	16/7	45-34	W	86,117
11/22	* ALABAMA	AUBURN	13/NR	18-17	W	85,214

SEC CHAMPIONSHIP GAME

12/6	Tennessee	Atlanta, GA	11/3	29-30	L	74,896
------	-----------	-------------	------	-------	---	--------

PEACH BOWL

1/2	Clemson	Atlanta, GA	13/NR	21-17	W	71,212
-----	---------	-------------	-------	-------	---	--------



BILL OLIVER

Oliver coached the final five games of the 1998 season, leading the Tigers to a 2-3 record.

1995

8-4, 5-3 SEC
Terry Bowden

22nd AP, 21st USA TODAY

9/2	* OLE MISS	AUBURN	6/NR	46-13	W	84,371
9/9	UT-CHATT.	AUBURN	6/NR	76-10	W	81,570
9/16	* at LSU	Baton Rouge, LA	5/NR	6-12	L	80,559
9/30	* at Kentucky	Lexington, KY	13/NR	42-21	W	58,250
10/7	* MISS. STATE	AUBURN	11/NR	48-20	W	77,641
10/14	* FLORIDA	AUBURN	7/3	38-49	L	85,214
10/21	W. MICHIGAN	AUBURN	13/NR	34-13	W	76,107
10/28	* Arkansas	Little Rock, AR	11/NR	28-30	L	55,630
11/4	NORTHEAST LA. (HC)	AUBURN	21/NR	38-14	W	78,149
11/11	* at Georgia	Athens, GA	20/NR	37-31	W	81,013
11/18	* ALABAMA	AUBURN	21/17	31-27	W	85,214

OUTBACK BOWL

1/1	Penn State	Tampa, FL	16/15	14-43	L	65,313
-----	------------	-----------	-------	-------	---	--------

1998

3-8, 1-7 SEC
Terry Bowden/Bill Oliver

9/3	VIRGINIA	AUBURN	25/NR	0-19	L	78,315
9/12	* at Ole Miss	Oxford, MS	NR/NR	17-0	W	48,371
9/19	* LSU	AUBURN	NR/7	19-31	L	85,214
10/2	* TENNESSEE	AUBURN	NR/3	9-17	L	85,214
10/10	* at Mississippi State	Starkville, MS	NR/NR	21-38	L	40,029
10/17	* at Florida	Gainesville, FL	NR/5	3-24	L	85,557
10/24	LOUISIANA TECH	AUBURN	NR/NR	32-17	W	74,384
10/31	* ARKANSAS	AUBURN	NR/14	21-24	L	78,649
11/7	CENTRAL FLA (HC)	AUBURN	NR/NR	10-6	W	80,743
11/14	* GEORGIA	AUBURN	NR/14	17-28	L	85,214
11/21	* at Alabama	Birmingham	NR/NR	17-31	L	83,091



TOMMY TUBERVILLE

Tuberville became Auburn's 25th head coach on Nov. 28, 1998. He has guided Auburn to three SEC Western Division Championships.

1996

8-4, 4-4 SEC
Terry Bowden

22nd AP, 21st USA TODAY

8/31	UAB	AUBURN	16/NR	29-0	W	80,654
9/7	FRESNO STATE	AUBURN	18/NR	62-0	W	79,026
9/14	* at Ole Miss	Oxford, MS	15/NR	45-28	W	40,456
9/21	* LSU	AUBURN	13/21	15-19	L	85,214
10/5	* SOUTH CAROLINA	AUBURN	20/NR	28-24	W	84,107
10/12	* at Mississippi State	Starkville, MS	18/NR	49-15	W	40,728
10/19	* at Florida	Gainesville, FL	16/1	10-51	L	85,697
11/2	* ARKANSAS	AUBURN	24/NR	28-7	W	84,763
11/9	NE LA. (HC)	AUBURN	22/NR	28-24	W	78,309
11/16	* GEORGIA [4 OT]	AUBURN	20/NR	49-56	L	85,214
11/23	* at Alabama	Birmingham	NR/15	23-24	L	83,091

INDEPENDENCE BOWL

12/31	Army	Shreveport, LA	NR/24	32-29	W	41,366
-------	------	----------------	-------	-------	---	--------

1999

5-6, 2-6 SEC
Tommy Tuberville

9/4	APPALACHIAN ST.	AUBURN	NR/NR	22-15	W	78,128
9/11	IDAHO	AUBURN	NR/NR	30-23	W	75,365
9/18	* at LSU	Baton Rouge, LA	NR/NR	41-7	W	80,562
9/25	* OLE MISS [OT]	AUBURN	NR/NR	17-24	L	85,214
10/2	* at Tennessee	Knoxville, TN	NR/7	0-24	L	106,424
10/9	* MISSISSIPPI ST.	AUBURN	NR/14	16-18	L	80,394
10/16	* FLORIDA	AUBURN	NR/7	14-32	L	85,214
10/30	* at Arkansas	Fayetteville, AR	NR/NR	10-34	L	51,133
11/6	CENTRAL FLA (HC)	AUBURN	NR/NR	28-10	W	75,804
11/13	* at Georgia	Athens, GA	NR/14	38-21	W	86,117
11/20	* ALABAMA	AUBURN	NR/8	17-28	L	85,214

1997

10-3, 6-2 SEC
Terry Bowden

11th AP, 11th UPI

SEC WESTERN DIVISION CHAMPIONS

9/4	at Virginia	Charlottesville, VA	16/NR	28-17	W	45,300
9/13	* OLE MISS	AUBURN	16/NR	19-9	W	81,203
9/20	* at LSU	Baton Rouge, LA	12/10	31-28	W	80,538
9/27	CENTRAL FLA.	AUBURN	8/NR	41-14	W	82,109
10/4	* at South Carolina	Columbia, SC	8/NR	23-6	W	79,411
10/11	LA. TECH (HC)	AUBURN	8/NR	49-13	W	84,761

2000

9-4, 6-2 SEC
Tommy Tuberville

18th AP, 20th USA Today

SEC WESTERN DIVISION CHAMPIONS

8/31	WYOMING	AUBURN	NR/NR	35-21	W	76,128
9/9	* at Ole Miss	Oxford, MS	NR/19	35-27	W	52,368
9/16	* LSU	AUBURN	24/NR	34-17	W	85,612
9/23	N. ILLINOIS	AUBURN	20/NR	31-14	W	79,635
9/30	* VANDERBILT	AUBURN	19/NR	33-0	W	84,276

All-Time Results/Captains

2003 Auburn Football

10/7	* at Miss. State	Starkville, MS	15/20	10-17	L	40,656
10/14	* at Florida	Gainesville, FL	19/10	7-38	L	83,000
10/21	Louisiana Tech (HC)	AUBURN	NR/NR	38-28	W	82,140
10/28	* ARKANSAS	AUBURN	25/NR	21-19	W	83,642
11/11	* GEORGIA [OT]	AUBURN	22/14	29-26	W	85,612
11/18	* at Alabama	Tuscaloosa	18/NR	9-0	W	85,986
SEC CHAMPIONSHIP GAME						
12/2	Florida	Atlanta, GA	17/7	6-28	L	73,427
FLORIDA CITRUS BOWL						
1/1	Michigan	Orlando, FL	20/17	31-28	L	66,928

12/31	North Carolina	Atlanta, GA	NR/NR	10-16	L	71,827
-------	----------------	-------------	-------	-------	---	--------

2002

9-4, 5-3 SEC

Tommy Tuberville

14th AP, 16th USA Today

SEC CO-WESTERN DIVISION CHAMPIONS

9/1	at Southern Cal	Los Angeles, CA	NR/#18	17-24	L	63,269
9/9	W. CAROLINA	AUBURN	NR/NR	56-0	W	80,067
9/13	* VANDERBILT	AUBURN	NR/NR	31-6	W	76,127
9/18	* at Mississippi State	at Starkville, MS	NR/NR	42-14	W	52,583
9/28	SYRACUSE (OT)	AUBURN	NR/NR	37-34	W	83,667
10/12	* ARKANSAS	AUBURN	24/NR	17-38	L	84,692
10/19	* at Florida (OT)	Gainesville, FL	NR/NR	23-30	L	85,135
10/26	* LSU	AUBURN	NR/10	31-7	W	85,366
11/2	* at Ole Miss	Oxford, MS	NR/NR	3-124	W	60,635
11/9	LA-MONROE (HC)	AUBURN	NR/NR	52-14	W	84,618
11/16	* GEORGIA	AUBURN	24/7	21-24	L	86,063
11/23	* at Alabama	Tuscaloosa	NR/9	17-7	W	84,818
CAPITAL ONE BOWL						
1/1	Penn State	Orlando, FL	19/10	13-9	W	66,334

Note: Middle column denotes Auburn/Opponent AP ranking at time of game ... Attendance listed in far right column.

2001

7-5, 5-3 SEC

Tommy Tuberville

SEC CO-WESTERN DIVISION CHAMPIONS

9/1	BALL STATE	AUBURN	NR/NR	30-0	W	82,376
9/8	* OLE MISS	AUBURN	NR/NR	27-21	W	86,063
9/22	at Syracuse	Syracuse, NY	NR/NR	14-31	L	43,403
9/29	* at Vanderbilt	Nashville, TN	NR/NR	24-21	W	39,366
10/6	* MISS. STATE	AUBURN	NR/NR	16-14	W	86,063
10/13	* FLORIDA	AUBURN	NR/1	23-20	W	86,063
10/20	LA TECH (HC) [OT]	AUBURN	20/NR	48-41	W	86,063
10/27	* at Arkansas	Fayetteville, AR	17/NR	17-42	L	67,213
11/10	* at Georgia	Athens, GA	24/19	24-17	W	86,520
11/17	* ALABAMA	AUBURN	17/NR	7-31	L	86,063
12/1	* at LSU	Baton Rouge, LA	22/25	14-27	L	92,141

All-Time Team Captains

1892 Frank Lupton	1928 H.J. Carter	1962 None	1983 Dowe Aughtman	Darrel Crawford
1893 Tom Daniels	1929 H.J. Long		Randy Campbell	Chris Jones
R.T. Dorsey	1930 D. Harkins	1963 Howard Simpson	Donnie Humphrey	Bob Meeks
1894 J.V. Brown	1931 J.D. Bush	George Rose	Lionel James	Chad Mullenburg
1895 W.R. Shafer	C. Davidson	1964 Tucker	1984 Gregg Carr	1992 Karekin
1896 W.R. Tichenor	1932 J. Hitchcock	Frederickson	Ed Graham	Cunningham
1897 W.B. Stokes	1933 R. Williams	1965 Game Captains	Mike Mann	Bennie Pierce
1898 G.N. Mitcham	1934 Mike Welch	1966 Gusty Yearout	Ben Thomas	Fred Baxter
1899 A.H. Feagin	1935 Mutt Morris	Tom Bryan	1985 Lewis Colbert	Chris Gray
1900 D.S. Martin	1936 Walt Gilbert	1967 Gusty Yearout	Harold Hallman	Doug Bell
1901 Henry S. Park	1937 Lester Antley	1968 Loran Carter	Bo Jackson	1993 Stan White
1902 H.A. Allison	1938 Bo Russell	1969 Mike Kolen	Pat Washington	Randy Hart
1903 J.P. Paterson	1939 Milton Howell	1970 Ronnie Ross	Gerald Williams	Scott Etheredge
1904 R.S. Reynolds	1940 Dick McGowen	1971 Pat Sullivan	1986 Tommie Agee	Frank Sanders
1905 Pete Lacey	1941 L. Cheatham	1972 Mike Neal	Chip Powell	Mike Pelton
1906 W.C. Whitner	1942 Vic Costellos	1973 Benny Sivley	Tom Powell	Joe Frazier
1907 D.E. Wilkinson	1944 C. Kuykendall	Steve Taylor	Ben Tamburello	1995 Game Captains
1908 Tom McClure	T. Warrington	1974 Mike Fuller	1987 Aundray Bruce	1996 Game Captains
1909 W. Reynold	1945 C. Kuykendall	Lee Gross	Jeff Burger	1997 Game Captains
1910 John Davis	1946 Jim Pharr	1975 Liston Eddins	Kurt Crain	1998 Game Captains
1911 M.S. Bonner	S. McClurkin	Ed Butler	Stacy Searels	1999 Game Captains
1912 J.P. Major	1947 Harold Lannom	1976 Phil Gargis	1988 Rodney Garner	2000 Cole Cubelic
1913 Kirk Newell	1948 Russell Inman	Jeff McCollum	Tracy Rocker	Ben Leard
1914 H.W. Robinson	1949 Ralph Pyburn	1977 Lynn Johnson	Benji Roland	Alex Lincoln
1915 Bedie Bidez	1950 Jim McGowen	Rick Freeman	Brian Shulman	Colin Sears
1916 Lucy Hairston	1951 Ed Bauer	1978 William Andrews	Lawyer Tillman	2001 Kendall Simmons
1917 C. Robinson	1952 Lee Hayley	Donnie Givens	1989 John Hudson	James Callier
1918 Ike Rogers	1953 Vince Dooley	1979 Charlie Trotman	Win Lyle	2002 Mark Brown
1919 Pete Bonner	1954 Jimmy Long	Harris Rabren	Craig Ogletree	Ben Nowland
1920 E. Sizemore	1955 Bob Scarbrough	1980 James Brooks	Quentin Riggins	Travaris Robinson
1921 N.W. Caton	1956 Jerry Elliott	Clifford Toney	Reggie Slack	
1922 J.B. Shirey	1957 Tim Baker	1981 Edmund Nelson	1990 James Joseph	
1923 Rip Reagan	1958 Lloyd Nix	Keith Uecker	David Rocker	
1924 Fatty Lawrence	1959 Jackie Burkett	1982 Dennis Collier	Lamar Rogers	
1925 M. Harkins	1960 Ken Rice	Mike Edwards	Greg Taylor	
1926 Paul S. Turner	1961 John McGeever	Bob Harris	1991 Corey Barlow	
1927 W.W. Paterson	Don Machen	Bishop Reeves	Teapot Brown	

Miscellaneous Records

2003 Auburn Football

Auburn in the Final Polls

AP	2000 - 18th
1942 - 16th	2002 - 14th
1953 - 17th	COACHES
1954 - 13th	1955 - 8th
1955 - 8th	1957 - 2nd
1957 - 1st	1958 - 4th
1958 - 4th	1959 - 19th
1960 - 13th	1960 - 14th
1963 - 5th	1963 - 6th
1968 - 16th	1969 - 15th
1969 - 20th	1970 - 9th
1970 - 10th	1971 - 5th
1971 - 12th	1972 - 7th
1972 - 5th	1974 - 6th
1974 - 8th	1982 - 14th
1979 - 16th	1983 - 3rd
1982 - 14th	1984 - 14th
1983 - 3rd	1986 - 8th
1984 - 14th	1987 - 7th
1986 - 6th	1988 - 7th
1987 - 7th	1989 - 6th
1988 - 8th	1990 - 19th
1989 - 6th	1995 - 21st
1990 - 19th	1996 - 25th
1993 - 4th	1997 - 11th
1994 - 9th	2000 - 20th
1995 - 22nd	2002 - 16th
1996 - 24th	
1997 - 11th	

The Last Time Auburn had an Overall Record of ...

0-1: 2002	4-6: 1966
0-2: 1984	5-0: 2000
0-3: 1950	5-1: 2001
0-4: 1950	5-2: 2000
0-5: 1950	5-3: 2002
0-6: 1950	5-4: 1991
0-7: 1950	5-5: 1999
0-8: 1950	5-6: 1999
0-9: 1950	6-0: 1997
0-10: 1950	6-1: 2001
0-11: never	6-2: 2001
1-0: 2001	6-3: 2002
1-1: 2002	6-4: 1973
1-2: 1984	6-5: 1977
1-3: 1981	6-6: 1973
1-4: 1952	7-0: 1994
1-5: 1952	7-1: 1997
1-6: 1952	7-2: 2001
1-7: 1952	7-3: 2002
1-8: 1928	7-4: 2002
2-0: 2001	7-5: 2001
2-1: 2002	8-0: 1994
2-2: 1984	8-1: 1988
2-3: 1981	8-2: 2000
2-4: 1976	8-3: 1995
2-5: 1947	8-4: 2002
2-6: 1947	9-0: 1994
2-7: 1952	9-1: 1988
2-8: 1952	9-2: 2000
3-0: 2000	9-3: 2000
3-1: 2002	9-4: 2002
3-2: 1999	10-0: 1993
3-3: 1999	10-1: 1988
3-4: 1999	10-2: 1989
3-5: 1999	10-3: 1997
3-6: 1976	11-0: 1993
3-7: 1976	11-1: 1983
3-8: 1998	12-0: never
4-0: 2000	<i>Reflects on-field results</i>
4-1: 2002	
4-2: 2002	
4-3: 2002	
4-4: 1991	
4-5: 1999	

AUBURN's Longest Winning Streaks

W	TIME PERIOD	ENDED
1. 20	.9/2/93-11/5/94	Georgia (T, 23-23, 11/12/94)
2. 17	.11/10/56-10/11/58	at Georgia Tech (T, 7-7, 10/18/58)
3. 15	.10/4/13-11/14/14	Georgia (@Atlanta, Ga.) (T, 0-0, 11/21/14)
4. 11	.11/28/70-11/13/71	Alabama (@Birmingham) (L, 7-31, 11/27/71)
5. 10	.9/24/83-1/1/84	Miami (@E. Rutherford, NJ) (L, 18-20, 8/28/84)
10	.11/26/31-11/19/32	South Carolina (@B'ham) (T, 20-20, 12/3/32)
7. 9	.10/23/54-10/1/55	Kentucky (@ Birmingham) (T, 14-14, 10/8/55)
9	.11/1/19-10/23/20	Georgia (@Columbus, Ga.) (L, 0-7, 10/30/20)
9. 8	.10/21/72-9/22/73	at Tennessee (L, 0-21, 9/29/73)
8	.10/1/60-11/19/60	Alabama (@Birmingham) (L, 0-3, 11/26/60)

AUBURN's Longest Unbeaten Streaks

G	TIME PERIOD	ENDED
1. 24	.11/10/56-11/29/58	at Tennessee (L, 0-3, 9/26/59)
2. 23	.10/4/13-11/6/15	Vanderbilt (@Birmingham) (L, 0-17, 11/13/13)
3. 21	.9/2/93-11/12/94	Alabama (@Birmingham) (L, 14-21, 11/19/94)
4. 13	.11/26/31-9/29/33	at Georgia Tech (L, 6-16, 10/14/33)
5. 12	.10/28/89-10/27/90	at Florida (L, 7-48, 11/3/90)
6. 11	.11/28/70-11/13/71	Alabama (@Birmingham) (L, 7-31, 11/27/71)
11	.10/23/54-10/15/55	at Tulane (L, 13-27, 10/29/55)
8. 10	.11/29/86-10/31/87	Florida State (L, 6-34, 11/7/87)
10	.9/24/83-1/1/84	Miami (@E. Rutherford, NJ) (L, 18-20, 8/28/84)
10. 9	.11/9/35-10/24/36	at Santa Clara (L, 0-12, 10/30/36)
9	.11/1/19-10/23/20	Georgia (@Columbus, Ga.) (L, 0-7, 10/30/20)

AUBURN's Longest Losing Streaks

L	TIME PERIOD	ENDED
1. 10	.9/22/50-12/2/50	Vanderbilt (W, 24-14, 9/29/51)
2. 9	.10/9/48-9/23/49	Florida (@Mobile, Ala.) (T, 14-14, 10/8/49)
3. 8	.11/6/26-10/22/27	at Samford (T, 9-9, 10/29/27)
4. 6	.11/10/51-10/4/52	Wofford (W, 54-7, 10/11/52)
6	.10/18/47-11/22/47	USM (@Montgomery, Ala.) (W, 20-14, 9/24/48)
6	.10/19/46-11/23/46	at Florida (W, 47-12, 11/30/46)
6	.11/12/27-10/20/28	Samford (W, 25-6, 10/27/28)
8. 5	.9/25/99-11/5/99	Central Florida (W, 28-10, 11/6/99)
5	.10/18/52-11/15/52	Clemson (W, 3-0, 11/22/52)
5	.10/6/34-11/3/34	at Georgia Tech (W, 18-6, 11, 10, 34)
5	.11/2/29-9/26/30	Spring Hill (W, 13-0, 10/4/30)
5	.10/26/06-11/29/06	Samford (W, 23-0, 10/5/07)

AUBURN's Longest Winless Streaks

G	TIME PERIOD	ENDED
1. 16	.11/6/26-10/20/28	Samford (W, 25-6, 10/27/28)
2. 14	.10/2/48-10/29/49	Mississippi State (W, 25-6, 11/5/49)
3. 10	.9/22/50-12/2/50	Vanderbilt (W, 24-14, 9/29/51)
4. 6	.11/1/75-9/18/76	Tennessee (@Birmingham) (W, 38-28, 9/25/76)
6	.11/10/51-10/4/52	Wofford (W, 54-7, 10/11/52)
6	.10/18/47-11/22/47	USM (@Montgomery, Ala.) (W, 20-14, 9/24/48)
6	.10/19/46-11/23/46	at Florida (W, 47-12, 11/30/46)
8. 5	.seven times	

AUBURN's Longest Streaks Without Being Shutout

G	TIME PERIOD (Record)	G	TIME PERIOD (Record)
1. 149	10/4/80-11/14/92 (101-44-4)	6. 36	11/27/76-9/20/80 (22-13-1)
2. 58	12/2/67-9/22/73 (45-13)	7. 24	11/10/56-11/29/58 (23-0-1)
3. 46	9/2/93-9/3/98 (36-9-1)	8. 23	12/19/73-11/29/75 (14-8-1)
4. 44	10/9/99-1/1/03 (27-17) current	9. 23	11/14/31-12/2/33 (16-6-1)
5. 38	9/25/53-10/27/56 (26-10-2)	10. 23	10/5/12-11/14/14 (21-1-1)

*Last Auburn shutout was vs. Tennessee (L, 0-24, 10/2/99)

Auburn's Record In ...

Site	Record	Pct.
Alabama	.419-615-19	.710
Arkansas	.2-3	.400
Arizona	.0-1	.000
California	.0-2	.000
Cuba	.0-0-1	.500
Washington D.C.	.0-1-1	.250
Florida	.26-35	.426
Georgia	.82-77-11	.515
Kansas	.1-0	1.000
Kentucky	.10-3	.769
Louisiana	.15-24-7	.402
Massachusetts	.0-2	.000
Michigan	.1-0	1.000
Mississippi	.21-8-1	.717
North Carolina	.2-2	.500
Nebraska	.0-1	.000
New Jersey	.0-1	.000
New York	.0-4	.000
Pennsylvania	.1-1-1	.500
South Carolina	.12-5-1	.694
Tennessee	.13-20-3	.403
Texas	.5-12-1	.306
Virginia	.2-0-1	.833
Wisconsin	.0-0-1	.500

AUBURN's Record ...

Site	Record	Pct.
Home	.296-66-8	.811
Away	.181-194-21	.484
Neutral	.149-114-18	.562

AUBURN in Domes

Site	Record	Pct.
Astrodome	.0-1	.000
Carrier Dome	.0-1	.000
Georgia Dome	.1-3	.250
Superdome	.1-1-1	.500
TOTALS	.2-6-1	.278

AUBURN on Artificial Turf

38-43-3 (.470)

The last time Auburn had an SEC record of ...

0-1: 1992	3-0: 2001
0-2: 1980	3-1: 2000
0-3: 1980	3-2: 2002
0-4: 1980	3-3: 1995
0-5: 1980	3-4: 1961
0-6: 1980	4-0: 2001
0-7: 1952	4-1: 2001
0-8: never	4-2: 2002
1-0: 2002	4-3: 1996
1-1: 1999	4-4: 1996
1-2: 1999	5-0: 1994
1-3: 1999	5-1: 2001
1-4: 1999	5-2: 2002
1-5: 1999	5-3: 2002
1-6: 1934	6-0: 1994
1-7: 1998	6-1: 1989
2-0: 2002	6-2: 2000
2-1: 2002	7-0: 1993
2-2: 2002	7-1: never
2-3: 1992	8-0: 1993
2-4: 1991	
2-5: 1999	
2-6: 1999	

Did You Know?

Auburn won nine games in 2002, marking the 16th time since 1980 that the Tigers had won eight or more games during a season.

Yearly Records

2003 Auburn Football

PRE-SEC YEARS (1892-32)

Year	Overall	Conference	Head Coach
1892	.2-2		Dr. G. Petrie
1893	.3-0-2		G.H. Harvey, D.M. Balliet
1894	.1-3	SIAA	F.M. Hall
1895	.2-1	SIAA	John Heisman
1896	.3-1	SIAA	John Heisman
1897	.2-0-1	SIAA	John Heisman
1898	.2-1	SIAA	John Heisman
1899	.3-1-1	SIAA	John Heisman
1900	.4-0	SIAA	Billy Watkins
1901	.2-2-1	SIAA	Billy Watkins
1902	.2-4-1	SIAA	R.S. Kent, Mike Harvey
1903	.4-3	SIAA	Billy Bates
1904	.5-0	SIAA	Mike Donahue
1905	.2-4	SIAA	Mike Donahue
1906	.1-5-1	SIAA	Mike Donahue
1907	.6-2-1	SIAA	W.S. Keinholtz
1908	.6-1	SIAA	Mike Donahue
1909	.5-2	SIAA	Mike Donahue
1910	.6-1	SIAA	Mike Donahue
1911	.4-2-1	SIAA	Mike Donahue
1912	.6-1-1	SIAA	Mike Donahue
1913	.8-0	SIAA	Mike Donahue
1914	.8-0-1	SIAA	Mike Donahue
1915	.6-2	SIAA	Mike Donahue
1916	.6-2	SIAA	Mike Donahue
1917	.6-2-1	SIAA	Mike Donahue
1918	.2-5	SIAA	Mike Donahue
1919	.8-1	SIAA	Mike Donahue
1920	.7-2	SIAA	Mike Donahue
1921	.5-3	SC	Mike Donahue
1922	.8-2	SC	Mike Donahue
1923	.3-3-3	SC	Boozier Pitts
1924	.4-4-1	SC	Boozier Pitts
1925	.5-3-1	SC	Dave Morey
1926	.5-4	SC	Dave Morey
1927	.0-3	SC	Dave Morey
1927	.0-4-2	SC	Boozier Pitts
1928	.1-8	SC	George Bohler
1929	.2-7	SC	George Bohler, John Floyd
1930	.3-7	SC	Chet Wynne
1931	.5-3-1	SC	Chet Wynne
1932	.9-0-1	SC	Chet Wynne

SIAA - Southern Intercollegiate Athletic Association SC - Southern Conference

SEC YEARS (1933-02)

Year	Overall	SEC	SEC Finish	Head Coach
1933	.5-5	2-2	t-6th	Chet Wynne
1934	.2-8	1-6	10th	Jack Meagher
1935	.8-2	5-2	4th	Jack Meagher
1936	.7-2-2	4-1-1	3rd	Jack Meagher
1937	.6-2-3	4-1-2	3rd	Jack Meagher
1938	.4-5-1	3-3-1	t-7th	Jack Meagher
1939	.5-5-1	3-3-1	t-5th	Jack Meagher
1940	.6-4-1	3-2-1	5th	Jack Meagher
1941	.4-5-1	0-4-1	11th	Jack Meagher
1942	.6-4-1	3-3	7th	Jack Meagher
1943	NO TEAM -- WORLD WAR II			
1944	.4-4	0-4	t-10th	Carl Voyles
1945	.5-5	2-3	t-7th	Carl Voyles
1946	.4-6	1-5	10th	Carl Voyles
1947	.2-7	1-5	11th	Carl Voyles
1948	.1-8-1	0-7	12th	Earl Brown
1949	.2-4-3	2-4-2	8th	Earl Brown
1950	.0-10	0-7	12th	Earl Brown
1951	.5-5	3-4	6th	Ralph Jordan
1952	.2-8	0-7	12th	Ralph Jordan
1953	.7-3-1	4-2-1	t-5th	Ralph Jordan
1954	.8-3	3-3	t-6th	Ralph Jordan
1955	.8-2-1	5-1-1	2nd	Ralph Jordan
1956	.7-3	4-3	5th	Ralph Jordan
1957	.10-0	7-0	1st	Ralph Jordan
1958	.9-0-1	6-0-1	2nd	Ralph Jordan
1959	.7-3	4-3	t-5th	Ralph Jordan
1960	.8-2	5-2	4th	Ralph Jordan
1961	.6-4	3-4	7th	Ralph Jordan
1962	.6-3-1	4-3	6th	Ralph Jordan
1963	.9-2	6-1	2nd	Ralph Jordan
1964	.6-4	3-3	6th	Ralph Jordan
1965	.5-5-1	4-1-1	2nd	Ralph Jordan
1966	.4-6	1-5	8th	Ralph Jordan
1967	.6-4	3-3	7th	Ralph Jordan
1968	.7-4	4-2	t-3rd	Ralph Jordan
1969	.8-3	5-2	3rd	Ralph Jordan
1970	.9-2	5-2	t-2nd	Ralph Jordan
1971	.9-2	5-1	t-2nd	Ralph Jordan
1972	.10-1	6-1	2nd	Ralph Jordan
1973	.6-6	2-5	t-8th	Ralph Jordan
1974	.10-2	4-2	t-2nd	Ralph Jordan
1975	.4-6-1	2-4	t-6th	Ralph Jordan
1976	.4-7	3-3	t-6th	Doug Barfield
1977	.6-5	5-1	3rd	Doug Barfield
1978	.6-4-1	3-2-1	3rd	Doug Barfield
1979	.8-3	4-2	t-3rd	Doug Barfield
1980	.5-6	0-6	t-9th	Doug Barfield
1981	.5-6	2-4	t-6th	Pat Dye
1982	.9-3	4-2	t-3rd	Pat Dye
1983	.11-1	6-0	1st	Pat Dye
1984	.9-4	4-2	t-3rd	Pat Dye
1985	.8-4	3-3	5th	Pat Dye
1986	.10-2	4-2	t-2nd	Pat Dye
1987	.9-1-2	5-0-1	1st	Pat Dye
1988	.10-2	6-1	t-1st	Pat Dye
1989	.10-2	6-1	t-1st	Pat Dye
1990	.8-3-1	4-2-1	4th	Pat Dye
1991	.5-6	2-5	8th	Pat Dye
1992	.5-5-1	2-5-1	5th West	Pat Dye
1993	.11-0	8-0	NA	Terry Bowden
1994	.9-1-1	6-1-1	NA	Terry Bowden
1995	.8-4	5-3	2nd West	Terry Bowden
1996	.8-4	4-4	3rd West	Terry Bowden
1997	.10-3	6-2	t-1st West	Terry Bowden
1998	.3-8	1-7	8th West	Bowden/Bill Oliver
1999	.5-6	2-6	5th West	Tommy Tuberville
2000	.9-4	6-2	1st West	Tommy Tuberville
2001	.7-5	5-3	t-1st West	Tommy Tuberville
2002	.9-4	6-3	t-1st West	Tommy Tuberville

110 Years 626-374-47 243-188-18 25 Coaches



Pat Dye coached Auburn from 1981-92 and led the Tigers to four SEC titles.



Auburn's first team posted a 2-2 mark in 1892.

Records vs. All Opponents

2003 Auburn Football

Opponent	Won	Lost	Tied	First Game	Last Game
Akron	1	0	0		1988
Alabama	28	38	1	1893	2002
UAB	1	0	0		1996
Arizona	2	1	0	1968	1972
Arkansas	6	5	1	1984	2002
Appalachian State	1	0	0		1999
Army	1	2	0	1922	1996
Ball State	1	0	0		2001
Baylor	1	2	1	1954	1976
Birmingham-Southern	13	3	0	1920	1939
Boston College	1	2	0	1939	1982
Cal State Fullerton	1	0	0		1990
Camp Gordon	1	1	0	1918	1919
Camp Greenleaf	0	1	0		1918
Camp Sherman	1	0	0		1917
Camp Sheridan	0	1	0		1918
Carlisle Indians	1	0	0		1914
Central Florida	3	0	0	1997	1999
Centre	1	2	0	1921	1923
Clemson	32	11	2	1899	1998
Cincinnati	2	0	0	1984	1986
Colorado	1	0	0		1972
Davidson	0	2	0	1905	1917
Detroit	1	0	0		1936
Duke	3	3	0	1892	1980
East Carolina	3	0	0	1985	1994
East Tennessee State	1	0	0		1994
Erskine	1	0	0		1932
Fort Benning	5	0	0	1921	1944
Florida	40	38	2	1912	2002
Florida State	13	4	1	1954	1990
Furman	3	0	0	1946	1956
Georgetown	0	0	1		1942
George Washington	0	1	0		1933
Georgia	51	47	8	1892	2002
Georgia Navy P-F	0	1	0		1942
Georgia Southern	1	0	0		1991
Georgia Tech	47	39	4	1892	1987
Gordon	4	0	0	1906	1909
Hardin-Simmons	1	0	0		1959
Houston	5	1	0	1956	1973
Idaho	1	0	0		1999
Indiana	1	0	0		1990
Kansas	2	0	0	1987	1988
Kansas State	2	0	0	1978	1979
Kentucky	22	5	1	1934	1995
Louisiana College	1	0	0		1951
LSU	17	19	1	1901	2002
Louisiana-Monroe	4	0	0	1994	2002
Louisiana Tech	9	0	1	1941	2001
Louisville	1	0	0		1974
Loyola	1	0	0		1936
Manhattan	0	1	0		1939
Marion	6	0	0	1914	1922
Maryland	2	1	0	1952	1983
Maryville	1	0	1	1906	1907
Marquette	0	1	0		1926
Maxwell Field	0	1	0		1945
Memphis	0	2	0	1975	1976

Opponent	Won	Lost	Tied	First Game	Last Game
Mercer	11	0	0	1896	1922
Miami (Fla.)	7	4	0	1944	1984
Michigan	1	1	0	1984	2001
Michigan State	1	0	0		1937
Mississippi	21	7	0	1928	2002
Mississippi State	52	22	2	1905	2002
Missouri	0	1	0		1973
Montgomery	2	0	0	1899	1903
Nashville	3	1	0	1897	1901
Nebraska	0	3	0	1964	1982
New Mexico State	1	0	0		1983
North Alabama A.C.	1	0	0		1914
North Carolina	2	4	0	1892	2001
North Carolina State	1	1	0	1977	1979
North Texas	1	0	0		1981
Northern Illinois	1	0	0		2000
Oglethorpe	4	0	0	1918	1935
Ohio State	1	0	1	1917	1990
Oklahoma	0	1	0		1972
Oregon State	1	0	0		1973
Pacific	1	0	0		1989
Penn State	0	1	0		1996
Presbyterian	1	0	0		1944
Rice	0	2	0	1937	1938
Richmond	1	0	0		1980
Rutgers	1	0	0		1982
Saint Louis	1	0	0		1946
Samford (Howard)	25	0	1	1903	1993
Santa Clara	0	1	0		1936
South Carolina	4	1	1	1930	1997
Southeastern Louisiana	0	1	0		1950
Sewanee	4	6	2	1893	1931
Southern Cal	1	1	0	1987	2002
SMU	0	3	0	1940	1968
Southern Mississippi	16	5	0	1946	1993
Southwestern Louisiana	4	0	0	1945	1992
Spring Hill	5	0	0	1919	1931
Stetson	1	1	0	1927	1953
Syracuse	1	1	1	1988	2002
Tennessee	22	21	3	1900	1999
UT-Chattanooga	20	0	0	1926	1995
Texas	3	5	0	1910	1991
Texas A&M	0	2	0	1911	1986
TCU	3	0	0	1966	1981
Texas Tech	0	1	0		1954
Tulane	14	17	6	1902	1955
Vanderbilt	18	19	1	1893	2002
Villanova	4	1	2	1936	1942
Virginia	1	1	0	1997	1998
Virginia Tech	2	1	1	1924	1978
Wake Forest	6	2	0	1958	1982
Washington & Lee	1	0	0		1920
Western Carolina	2	0	0	1986	2002
Western Michigan	1	0	0		1995
Wisconsin	0	0	1		1931
Wofford	3	1	0	1930	1952
Wyoming	1	0	0		2000

Results vs. All Opponents

2003 Auburn Football

AKRON (AU leads, 1-0)

Year	Score	Site	Date
1988:	AU, 42-0	at Auburn	Oct. 15

at Auburn: AU leads, 1-0

ALABAMA (UA leads, 38-28-1)

Year	Score	Site	Date
1893:	AU, 32-22	at Birmingham, AL	Feb. 22
	AU, 40-16	at Montgomery, AL	Nov. 30
1894:	UA, 18-0	at Montgomery, AL	Nov. 29
1895:	AU, 48-0	at Tuscaloosa	Nov. 23
1900:	AU, 53-5	at Montgomery, AL	Nov. 17
1901:	AU, 17-0	at Tuscaloosa	Nov. 15
1902:	AU, 23-0	at Birmingham, AL	Oct. 18
1903:	UA, 18-6	at Montgomery, AL	Oct. 23
1904:	AU, 29-5	at Birmingham, AL	Nov. 12
1905:	UA, 30-0	at Birmingham, AL	Nov. 18
1906:	UA, 10-0	at Birmingham, AL	Nov. 17
1907:	Tie, 6-6	at Birmingham, AL	Nov. 16
1948:	UA, 55-0	at Birmingham, AL	Dec. 4
1949:	AU, 14-13	at Birmingham, AL	Dec. 3
1950:	UA, 34-0	at Birmingham, AL	Dec. 2
1951:	UA, 25-7	at Birmingham, AL	Dec. 1
1952:	UA, 21-0	at Birmingham, AL	Nov. 29
1953:	UA, 10-7	at Birmingham, AL	Nov. 28
1954:	AU, 28-0	at Birmingham, AL	Nov. 27
1955:	AU, 26-0	at Birmingham, AL	Nov. 26
1956:	AU, 34-7	at Birmingham, AL	Dec. 1
1957:	AU, 40-0	at Birmingham, AL	Nov. 30
1958:	UA, 14-8	at Birmingham, AL	Nov. 29
1959:	UA, 10-0	at Birmingham, AL	Nov. 28
1960:	UA, 3-0	at Birmingham, AL	Nov. 26
1961:	UA, 34-0	at Birmingham, AL	Dec. 2
1962:	UA, 38-0	at Birmingham, AL	Dec. 1
1963:	AU, 10-8	at Birmingham, AL	Nov. 30
1964:	UA, 21-14	at Birmingham, AL	Nov. 26
1965:	UA, 30-3	at Birmingham, AL	Nov. 27
1966:	UA, 31-0	at Birmingham, AL	Dec. 3
1967:	UA, 7-3	at Birmingham, AL	Dec. 2
1968:	UA, 24-16	at Birmingham, AL	Nov. 30
1969:	AU, 49-26	at Birmingham, AL	Nov. 29
1970:	AU, 33-28	at Birmingham, AL	Nov. 28
1971:	UA, 31-7	at Birmingham, AL	Nov. 27
1972:	AU, 17-16	at Birmingham, AL	Dec. 2
1973:	UA, 35-0	at Birmingham, AL	Dec. 1
1974:	UA, 17-13	at Birmingham, AL	Nov. 29
1975:	UA, 28-0	at Birmingham, AL	Nov. 29
1976:	UA, 38-7	at Birmingham, AL	Nov. 27
1977:	UA, 48-21	at Birmingham, AL	Nov. 26
1978:	UA, 34-16	at Birmingham, AL	Dec. 2
1979:	UA, 25-18	at Birmingham, AL	Dec. 1

1980:	UA, 34-18	at Birmingham, AL	Nov. 29
1981:	UA, 28-17	at Birmingham, AL	Nov. 28
1982:	AU, 23-22	at Birmingham, AL	Nov. 27
1983:	AU, 23-20	at Birmingham, AL	Dec. 3
1984:	UA, 17-15	at Birmingham, AL	Dec. 1
1985:	UA, 25-23	at Birmingham, AL	Nov. 30
1986:	AU, 21-17	at Birmingham, AL	Nov. 29
1987:	AU, 10-0	at Birmingham, AL	Nov. 27
1988:	AU, 15-10	at Birmingham, AL	Nov. 25
1989:	AU, 30-20	at Auburn	Dec. 2
1990:	UA, 16-7	at Birmingham, AL	Dec. 1
1991:	UA, 13-6	at Birmingham, AL	Nov. 30
1992:	UA, 17-0	at Birmingham, AL	Nov. 26
1993:	AU, 22-14	at Auburn	Nov. 20
1994:	UA, 21-14	at Birmingham, AL	Nov. 19
1995:	AU, 31-27	at Auburn	Nov. 18
1996:	UA, 24-23	at Birmingham, AL	Nov. 23
1997:	UA, 18-17	at Auburn	Nov. 22
1998:	UA, 31-17	at Birmingham	Nov. 21
1999:	UA, 28-17	at Auburn	Nov. 20
2000:	AU, 9-0	at Tuscaloosa, AL	Nov. 18
2001:	UA, 31-7	at Auburn	Nov. 17
2002:	AU, 17-7	at Tuscaloosa, AL	Nov. 23

at Auburn: AU leads, 4-2
at Tuscaloosa: AU leads, 4-0
at Neutral Sites: UA leads, 30-19-1 (6-1*)
at Birmingham, AL: UA leads, 28-17 (6-1*)
at Montgomery, AL: Tied, 2-2
**Birmingham games counted as neutral site until 1988 when ticket allocation changed.*

UAB (AU leads, 1-0)

Year	Score	Site	Date
1996:	AU, 29-0	at Auburn	Aug. 31

at Auburn: AU leads, 1-0

APPALACHIAN ST. (AU leads, 1-0)

Year	Score	Site	Date
1999:	AU, 22-15	at Auburn	Sept. 4

at Auburn: AU leads, 1-0

ARIZONA (AU leads, 2-1)

Year	Score	Site	Date
1968:	AU, 34-10	at El Paso, TX [Sun]	Dec. 28
1976:	UA, 31-19	at Tucson	Sept. 11
1977:	AU, 21-10	at Auburn	Sept. 10

at Auburn: AU leads, 1-0
at Tucson: UA leads, 1-0
at Neutral Sites: AU leads, 1-0
at El Paso, TX: AU leads, 1-0

ARKANSAS (AU leads, 6-5-1)

Year	Score	Site	Date
1984:	AU, 21-15	at Memphis, TN [Liberty]	Dec. 27
1992:	Tie, 24-24	at Auburn	Oct. 31
1993:	AU, 31-21	at Fayetteville	Oct. 30
1994:	AU, 31-14	at Auburn	Oct. 29
1995:	UA, 30-28	at Little Rock, AR	Oct. 28
1996:	AU, 28-7	at Auburn	Nov. 2
1997:	AU, 26-21	at Fayetteville	Oct. 25
1998:	UA 24-21	at Auburn	Oct. 31
1999:	UA, 34-10	at Fayetteville	Oct. 30
2000:	AU, 21-19	at Auburn	Oct. 28
2001:	UA, 42-17	at Fayetteville	Oct. 27
2002:	UA, 38-17	at Auburn	Oct. 12

at Auburn: AU leads, 3-1-1
at Fayetteville, UA leads, 3-2
at Neutral Sites: Tied, 1-1
at Little Rock, AR: UA leads, 1-0
at Memphis, TN: AU leads, 1-0

ARMY (Army leads, 2-1)

Year	Score	Site	Date
1922:	Army, 19-6	at West Point	Oct. 14
1923:	Army, 28-6	at West Point	Oct. 20
1996:	AU, 32-29	at Shreveport, LA [Independence]	Dec. 31

at West Point: Army leads, 2-0
at Neutral Sites: AU leads, 1-0
at Shreveport, LA: AU leads, 1-0

BALL STATE (AU leads, 1-0)

Year	Score	Site	Date
2001:	AU, 30-0	at Auburn	Sept. 1

at Auburn: AU leads, 1-0

BAYLOR (BU leads, 2-1-1)

Year	Score	Site	Date
1954:	AU, 33-13	at Jacksonville, FL [Gator]	Dec. 31
1965:	BU, 14-8	at Auburn	Sept. 18
1975:	Tie, 10-10	at Waco	Sept. 20
1976:	BU, 15-14	at Auburn	Sept. 18

at Auburn: BU leads, 2-0
at Waco: Tied, 0-0-1
at Neutral Sites: AU leads, 1-0
at Jacksonville, FL: AU leads, 1-0

B'HAM-SOUTHERN (AU leads, 13-3)

Year	Score	Site	Date
1920:	AU, 49-0	at Montgomery, AL	Nov. 6
1923:	AU, 20-0	at Montgomery, AL	Oct. 6
1924:	AU, 7-0	at Birmingham	Sept. 27
1925:	AU, 25-6	at Birmingham	Sept. 26
1928:	BS, 6-0	at Montgomery, AL	Sept. 28
1929:	AU, 7-0	at Montgomery, AL	Sept. 27
1930:	BS, 7-0	at Montgomery, AL	Sept. 26
1931:	AU, 24-6	at Montgomery, AL	Sept. 25
1932:	AU, 61-0	at Montgomery, AL	Sept. 23
1933:	AU, 20-7	at Montgomery, AL	Sept. 22
1934:	BS, 7-0	at Montgomery, AL	Sept. 21
1935:	AU, 25-7	at Montgomery, AL	Sept. 27
1936:	AU, 45-0	at Montgomery, AL	Sept. 25
1937:	AU, 19-0	at Montgomery, AL	Sept. 24
1938:	AU, 14-0	at Montgomery, AL	Sept. 23
1939:	AU, 6-0	at Montgomery, AL	Sept. 29

at Birmingham: AU leads, 2-0
at Neutral Sites: AU leads, 11-3
at Montgomery, AL: AU leads, 11-3

BOSTON COLLEGE (BC leads, 2-1)

Year	Score	Site	Date
1939:	BS, 13-7	at Boston	Nov. 4
1940:	BC, 33-7	at Boston	Nov. 23
1982:	AU, 33-26	at Orlando, FL [Tangerine]	Dec. 18

at Boston: BC leads, 2-0
at Neutral Sites: AU leads, 1-0
at Orlando, FL: AU leads, 1-0

CAL ST. FULLERTON (AU leads, 1-0)

Year	Score	Site	Date
1990:	AU, 38-17	at Auburn	Sept. 8

at Auburn: AU leads, 1-0

CAMP GORDON (Tied, 1-1)

Year	Score	Site	Date
1918:	CG, 26-0	at Auburn	Oct. 26
1919:	AU, 25-13	at Auburn	Oct. 12

at Auburn: Tied, 1-1

CAMP GRIFFON (CG leads, 1-0)

Year	Score	Site	Date
1918:	CG, 26-0	at Auburn	Oct. 26

at Auburn: CG leads, 1-0

CAMP SHERIDAN (Tied, 1-1)

Year	Score	Site	Date
1917:	AU, 13-0	at Montgomery, AL	Oct. 13
1918:	CS, 7-0	at Montgomery, AL	Dec. 7

at Montgomery, AL: Tied, 1-1

CARLISLE INDIANS (AU leads, 1-0)

Year	Score	Site	Date
1914:	AU, 7-0	at Atlanta, GA	Nov. 25

at Atlanta, GA: AU leads, 1-0

CENTRAL FLORIDA (AU leads, 3-0)

Year	Score	Site	Date
1997:	AU, 41-14	at Auburn	Sept. 27
1998:	AU, 10-6	at Auburn	Nov. 7
1999:	AU, 28-10	at Auburn	Nov. 6

at Auburn: AU leads, 3-0

CENTRE (CC leads, 2-1)

Year	Score	Site	Date
1921:	CC, 21-0	at Birmingham, AL	Nov. 12
1922:	AU, 6-0	at Birmingham, AL	Nov. 18
1923:	CC, 17-0	at Birmingham, AL	Nov. 17

at Birmingham, AL: CC leads, 2-1

CLEMSON (AU leads, 32-11-2)

Year	Score	Site	Date
1899:	AU, 34-0	at Auburn	Oct. 28
1902:	CU, 16-0	at Auburn	Nov. 15
1904:	AU, 5-0	at Clemson	Oct. 15
1905:	CU, 6-0	at Auburn	Nov. 11
1906:	CU, 6-4	at Clemson	Nov. 10
1907:	AU, 12-0	at Auburn	Nov. 2
1910:	AU, 17-0	at Auburn	Oct. 22
1911:	AU, 29-0	at Clemson	Oct. 14
1912:	AU, 27-6	at Auburn	Oct. 19
1913:	AU, 20-0	at Clemson	Oct. 25
1914:	AU, 28-0	at Auburn	Oct. 10
1915:	AU, 14-0	at Anderson, SC	Oct. 16
1916:	AU, 28-0	at Auburn	Oct. 20
1917:	AU, 7-0	at Clemson	Oct. 19
1919:	AU, 7-0	at Auburn	Oct. 17
1920:	AU, 21-0	at Clemson	Oct. 15
1921:	AU, 56-0	at Auburn	Oct. 14
1923:	Tie, 0-0	at Clemson	Sept. 29
1924:	AU, 13-0	at Auburn	Oct. 4
1925:	AU, 13-6	at Clemson	Oct. 3
1926:	AU, 47-0	at Auburn	Oct. 2
1927:	CU, 3-0	at Clemson	Oct. 1
1928:	CU, 6-0	at Auburn	Oct. 6
1929:	CU, 20-7	at Clemson	Oct. 5
1940:	AU, 21-7	at Auburn	Nov. 9
1941:	AU, 28-7	at Auburn	Nov. 29
1942:	AU, 41-13	at Auburn	Nov. 28
1946:	CU, 21-13	at Montgomery, AL	Nov. 23
1947:	CU, 34-18	at Clemson	Nov. 22
1948:	CU, 7-6	at Mobile, AL	Nov. 27
1949:	Tie, 20-20	at Mobile, AL	Nov. 26
1950:	CU, 41-0	at Auburn	Nov. 25
1951:	CU, 34-0	at Clemson	Nov. 24



Jaret Holmes connected on a 39-yard field goal with 15 seconds left to lead Auburn to a 18-17 win over Alabama in 1997.

Results vs. All Opponents

2003 Auburn Football

1952: AU, 3-0	at Auburn	Nov. 22
1953: AU, 45-19	at Clemson	Nov. 21
1954: AU, 27-6	at Auburn	Nov. 20
1955: AU, 21-0	at Mobile, AL	Nov. 19
1961: AU, 24-14	at Auburn	Oct. 28
1962: AU, 17-14	at Clemson	Oct. 27
1967: AU, 43-21	at Auburn	Oct. 14
1968: AU, 21-10	at Clemson	Oct. 12
1969: AU, 51-0	at Auburn	Oct. 11
1970: AU, 44-0	at Clemson	Oct. 10
1971: AU, 35-13	at Auburn	Oct. 23
1997: AU, 21-17	at Atlanta, GA [Peach]	Jan. 2, '98

at Auburn: AU leads, 19-4
 at Clemson: AU leads, 10-5-1
 at Neutral Sites: AU leads, 3-2-1
 at Anderson, SC: AU leads, 1-0
 at Atlanta, GA: AU leads, 1-0
 at Mobile, AL: Tied, 1-1-1
 at Montgomery, AL: CU leads, 1-0

CINCINNATI (AU leads, 2-0)

Year	Score	Site	Date
1984:	AU, 60-0	at Auburn	Nov. 10
1986:	AU, 52-7	at Auburn	Nov. 8

at Auburn: AU leads, 2-0

COLORADO (AU leads, 1-0)

Year	Score	Site	Date
1972:	AU, 24-3	at Jacksonville, FL [Gator]	Dec. 30

at Neutral Sites: AU leads, 1-0

DAVIDSON (DC leads, 2-0)

Year	Score	Site	Date
1905:	DC, 8-0	at Birmingham, AL	Oct. 20
1917:	DC, 21-7	at Atlanta, GA	Nov. 10

at Neutral Sites: DC leads, 2-0
 at Atlanta, GA: DC leads, 1-0
 at Birmingham, AL: DC leads, 1-0

DETROIT (AU leads, 1-0)

Year	Score	Site	Date
1936:	AU, 6-0	at Detroit	Oct. 17

at Detroit: AU leads, 1-0

DUKE (Tied, 3-3)

Year	Score	Site	Date
1892:	DU, 34-6	at Atlanta, GA	Nov. 22
1932:	AU, 18-7	at Birmingham, AL	Oct. 8
1933:	DU, 13-7	at Durham	Nov. 4
1934:	DU, 13-6	at Birmingham, AL	Nov. 3
1935:	AU, 7-0	at Durham	Oct. 25
1980:	AU, 35-28	at Auburn	Sept. 20

at Auburn: AU leads, 1-0
 at Durham: Tied, 1-1
 at Neutral Sites: DU leads, 2-1
 at Atlanta, GA: DU leads, 1-0
 at Birmingham, AL: Tied, 1-1

EAST CAROLINA (AU leads, 3-0)

Year	Score	Site	Date
1985:	AU, 35-10	at Auburn	Nov. 9
1986:	AU, 45-0	at Auburn	Sept. 20
1994:	AU, 38-21	at Auburn	Nov. 5

at Auburn: AU leads, 3-0

EAST TENN. STATE (AU leads, 1-0)

Year	Score	Site	Date
1994:	AU, 38-0	at Auburn	Sept. 24

at Auburn: AU leads, 1-0

ERSKINE (AU leads, 1-0)

Year	Score	Site	Date
1932:	AU, 77-0	at Auburn	Oct. 1

at Auburn: AU leads, 1-0

FLORIDA (AU leads, 40-38-2)

Year	Score	Site	Date
1912:	AU, 27-13	at Auburn	Oct. 12
1913:	AU, 55-0	at Auburn	Oct. 11
1914:	AU, 20-0	at Jacksonville, FL	Oct. 3
1915:	AU, 7-0	at Auburn	Oct. 9
1916:	AU, 20-0	at Jacksonville, FL	Nov. 11
1917:	AU, 68-0	at Auburn	Nov. 3
1927:	UF, 33-6	at Auburn	Oct. 8
1928:	UF, 27-0	at Gainesville	Oct. 13
1929:	UF, 19-0	at Montgomery, AL	Oct. 11
1930:	UF, 7-0	at Tampa, FL	Oct. 11
1931:	UF, 13-12	at Jacksonville, FL	Oct. 24
1932:	AU, 21-6	at Montgomery, AL	Nov. 12
1933:	UF, 14-7	at Gainesville	Nov. 25
1934:	UF, 14-7	at Montgomery, AL	Nov. 17
1935:	AU, 27-6	at Miami, FL	Nov. 30
1936:	AU, 13-0	at Montgomery, AL	Nov. 28
1937:	AU, 14-0	at Jacksonville, FL	Nov. 27
1938:	UF, 9-7	at Jacksonville, FL	Nov. 26
1939:	Tie, 7-7	at Auburn	Nov. 30
1940:	AU, 20-7	at Columbus, GA	Nov. 30
1942:	UF, 6-0	at Gainesville	Oct. 10
1945:	AU, 19-0	at Auburn	Nov. 3
1946:	AU, 47-12	at Gainesville	Nov. 30
1947:	AU, 20-14	at Montgomery, AL	Oct. 11
1948:	UF, 16-9	at Tampa, FL	Oct. 9
1949:	Tie, 14-14	at Mobile, AL	Oct. 8
1950:	UF, 27-7	at Gainesville	Oct. 14
1951:	AU, 14-13	at Auburn	Oct. 13
1952:	UF, 31-21	at Gainesville	Nov. 1
1953:	AU, 16-7	at Auburn	Oct. 31
1954:	UF, 19-13	at Gainesville	Oct. 2
1955:	AU, 13-0	at Auburn	Oct. 1
1956:	UF, 20-0	at Gainesville	Nov. 3
1957:	AU, 13-0	at Auburn	Nov. 2
1958:	AU, 6-5	at Gainesville	Nov. 1
1959:	AU, 6-0	at Auburn	Oct. 31
1960:	AU, 10-7	at Gainesville	Oct. 29
1961:	AU, 32-15	at Auburn	Nov. 25
1962:	UF, 22-3	at Gainesville	Nov. 3
1963:	AU, 19-0	at Auburn	Nov. 2
1964:	UF, 14-0	at Gainesville	Oct. 31
1965:	AU, 28-17	at Auburn	Oct. 30
1966:	UF, 30-27	at Gainesville	Oct. 29
1967:	AU, 26-21	at Auburn	Nov. 4
1968:	AU, 24-13	at Gainesville	Nov. 2
1969:	AU, 38-12	at Auburn	Nov. 1
1970:	AU, 63-14	at Gainesville	Oct. 31
1971:	AU, 40-7	at Auburn	Oct. 30
1972:	AU, 26-20	at Gainesville	Nov. 4
1973:	UF, 12-8	at Auburn	Nov. 3
1974:	UF, 25-14	at Gainesville	Nov. 2
1975:	UF, 31-14	at Auburn	Nov. 1
1976:	UF, 24-19	at Gainesville	Oct. 30
1977:	AU, 29-14	at Auburn	Oct. 29
1978:	UF, 31-7	at Gainesville	Nov. 4
1979:	AU, 19-13	at Auburn	Nov. 3
1980:	UF, 21-10	at Gainesville	Nov. 1
1981:	AU, 14-12	at Auburn	Oct. 31
1982:	UF, 19-17	at Gainesville	Oct. 30
1983:	AU, 28-21	at Auburn	Oct. 29
1984:	UF, 24-3	at Gainesville	Nov. 3
1985:	UF, 14-10	at Auburn	Nov. 2
1986:	UF, 18-17	at Gainesville	Nov. 1
1987:	AU, 29-6	at Auburn	Oct. 31
1988:	AU, 16-0	at Gainesville	Nov. 5
1989:	AU, 10-7	at Auburn	Nov. 4
1990:	UF, 48-7	at Gainesville	Nov. 3
1991:	UF, 31-10	at Auburn	Nov. 2
1992:	UF, 24-9	at Gainesville	Oct. 17
1993:	AU, 38-35	at Auburn	Oct. 16
1994:	AU, 36-33	at Gainesville	Oct. 15
1995:	UF, 49-38	at Auburn	Oct. 14
1996:	UF, 51-10	at Gainesville	Oct. 19
1997:	UF, 24-10	at Auburn	Oct. 18
1998:	UF, 24-3	at Gainesville	Oct. 17
1999:	UF, 32-14	at Auburn	Oct. 16
2000:	UF, 38-7	at Gainesville	Oct. 14

2000: UF, 28-6 at Atlanta, GA Dec. 2
 [SEC Championship]

2001:	AU, 23-20	at Auburn	Oct. 13
2002:	UF, 30-23 (OT)	at Gainesville, FL	Oct. 19

at Auburn: AU leads, 24-8-1
 at Gainesville: UF leads, 23-8
 at Neutral Sites: AU leads, 8-7-1
 at Atlanta, GA: UF leads, 1-0
 at Columbus, GA: AU leads, 1-0
 at Jacksonville, FL: AU leads, 3-2
 at Miami, FL: AU leads, 1-0
 at Mobile, AL: Tied, 0-0-1
 at Montgomery, AL: AU leads, 3-2
 at Tampa, FL: UF leads, 2-0

FLORIDA STATE (AU leads, 13-4-1)

Year	Score	Site	Date
1954:	AU, 33-0	at Auburn	Oct. 23
1956:	AU, 13-7	at Auburn	Nov. 24
1957:	AU, 29-7	at Tallahassee	Nov. 23
1960:	AU, 57-21	at Auburn	Nov. 19
1962:	Tie, 14-14	at Auburn	Nov. 24
1963:	AU, 21-15	at Auburn	Nov. 23
1972:	AU, 27-14	at Auburn	Oct. 28
1974:	AU, 38-6	at Auburn	Oct. 26
1975:	AU, 17-14	at Tallahassee	Oct. 25
1976:	AU, 31-19	at Auburn	Oct. 23
1977:	FSU, 24-3	at Tallahassee	Oct. 22
1983:	AU, 27-24	at Auburn	Oct. 1
1984:	AU, 42-41	at Tallahassee	Oct. 13
1985:	AU, 59-27	at Auburn	Oct. 12
1987:	FSU, 34-6	at Auburn	Nov. 7
1988:	FSU, 13-7	at New Orleans, LA [Sugar]	Jan. 2, '89
1989:	FSU, 22-14	at Tallahassee	Oct. 21
1990:	AU, 20-17	at Auburn	Oct. 20

at Auburn: AU leads, 10-1-1
 at Tallahassee: AU leads, 3-2
 at Neutral Sites: FSU leads, 1-0
 at New Orleans, LA: FSU leads, 1-0

FORT BENNING (AU leads, 5-0)

Year	Score	Site	Date
1920:	AU, 14-2	at Auburn	Oct. 9
1921:	AU, 14-7	at Auburn	Oct. 22
1922:	AU, 30-0	at Auburn	Oct. 28
1923:	AU, 34-0	at Auburn	Oct. 27
1944:	AU, 7-0	at Auburn	Oct. 7

at Auburn: AU leads, 5-0
FRESNO STATE (AU leads, 1-0)

Year	Score	Site	Date
1996:	AU, 62-0	at Auburn	Sept. 7

at Auburn: AU leads, 1-0

FURMAN (AU leads, 3-0)

Year	Score	Site	Date
1946:	AU, 26-6	at Auburn	Oct. 5
1955:	AU, 52-0	at Auburn	Oct. 22
1956:	AU, 41-0	at Auburn	Oct. 6

at Auburn: AU leads, 3-0

GEORGETOWN (Tied, 0-0-1)

Year	Score	Site	Date
1942:	Tie, 6-6	at Washington	Oct. 17

at Washington: Tied, 0-0-1

GEO. WASHINGTON (GW leads, 1-0)

Year	Score	Site	Date
1933:	GW, 19-6	at Washington	Oct. 21

at Washington: GW leads, 1-0

GEORGIA NAVY P-F (GN leads, 1-0)

Year	Score	Site	Date
1942:	GN, 41-14	at Columbus, GA	Nov. 7

at Columbus, GA: GN-P leads, 1-0

GEORGIA (AU leads, 51-46-8)

Year	Score	Site	Date
1892:	AU, 10-0	at Atlanta, GA	Feb. 20
1894:	UGA, 10-8	at Atlanta, GA	Nov. 24
1895:	AU, 16-6	at Atlanta, GA	Nov. 28
1896:	UGA, 12-6	at Atlanta, GA	Nov. 26
1898:	AU, 18-17	at Atlanta, GA	Nov. 24
1899:	Tie, 0-0	at Atlanta, GA	Nov. 18
1900:	AU, 44-0	at Atlanta, GA	Nov. 30
1901:	Tie, 0-0	at Atlanta, GA	Nov. 27
1902:	UGA, 12-5	at Atlanta, GA	Nov. 27
1903:	UGA, 13-22	at Atlanta, GA	Nov. 26
1904:	AU, 17-6	at Macon, GA	Nov. 24
1905:	AU, 20-0	at Macon, GA	Nov. 30
1906:	UGA, 4-0	at Macon, GA	Nov. 29
1907:	UGA, 6-0	at Macon, GA	Nov. 28
1908:	AU, 23-0	at Montgomery, AL	Nov. 27
1909:	AU, 17-5	at Montgomery, AL	Nov. 25
1910:	AU, 26-0	at Savannah, GA	Nov. 24
1911:	Tie, 0-0	at Savannah, GA	Nov. 29



Ronney Daniels caught nine passes for 249 yards and two touchdowns in a 38-21 Auburn win over Georgia in 1999.

Results vs. All Opponents

2003 Auburn Football

1912:	UGA, 12-6	at Athens	Nov. 28
1913:	AU, 21-7	at Atlanta, GA	Nov. 22
1914:	Tie, 0-0	at Atlanta, GA	Nov. 21
1915:	AU, 12-0	at Athens	Oct. 30
1916:	AU, 3-0	at Columbus, GA	Nov. 4
1919:	AU, 7-0	at Columbus, GA	Nov. 1
1920:	UGA, 7-0	at Columbus, GA	Oct. 30
1921:	UGA, 7-0	at Columbus, GA	Oct. 29
1922:	AU, 7-3	at Columbus, GA	Nov. 4
1923:	UGA, 7-0	at Columbus, GA	Nov. 3
1924:	UGA, 6-0	at Columbus, GA	Nov. 15
1925:	UGA, 34-0	at Columbus, GA	Nov. 7
1926:	UGA, 16-6	at Columbus, GA	Nov. 6
1927:	UGA, 33-3	at Columbus, GA	Oct. 8
1928:	UGA, 13-0	at Columbus, GA	Nov. 3
1929:	UGA, 24-0	at Athens	Nov. 15
1930:	UGA, 39-7	at Columbus, GA	Nov. 25
1931:	UGA, 12-6	at Columbus, GA	Nov. 21
1932:	AU, 14-7	at Columbus, GA	Nov. 19
1933:	AU, 14-6	at Columbus, GA	Nov. 18
1934:	UGA, 18-0	at Columbus, GA	Nov. 24
1935:	AU, 19-7	at Columbus, GA	Nov. 23
1936:	AU, 20-13	at Columbus, GA	Oct. 24
1937:	Tie, 0-0	at Columbus, GA	Nov. 20
1938:	AU, 23-14	at Columbus, GA	Nov. 19
1939:	AU, 7-0	at Columbus, GA	Nov. 25
1940:	UGA, 14-13	at Columbus, GA	Nov. 2
1941:	UGA, 7-0	at Columbus, GA	Nov. 1
1942:	AU, 27-13	at Columbus, GA	Nov. 21
1944:	UGA, 49-13	at Columbus, GA	Nov. 18
1945:	UGA, 35-0	at Columbus, GA	Nov. 17
1946:	UGA, 41-0	at Columbus, GA	Nov. 16
1947:	UGA, 28-6	at Columbus, GA	Nov. 15
1948:	UGA, 42-14	at Columbus, GA	Nov. 13
1949:	Tie, 20-20	at Columbus, GA	Nov. 12
1950:	UGA, 12-10	at Columbus, GA	Nov. 18
1951:	UGA, 46-14	at Columbus, GA	Nov. 17
1952:	UGA, 13-7	at Columbus, GA	Nov. 15
1953:	AU, 39-18	at Columbus, GA	Nov. 14
1954:	AU, 35-0	at Columbus, GA	Nov. 13
1955:	AU, 16-13	at Columbus, GA	Nov. 12
1956:	AU, 20-0	at Columbus, GA	Nov. 17
1957:	AU, 6-0	at Columbus, GA	Nov. 16
1958:	AU, 21-6	at Columbus, GA	Nov. 15
1959:	UGA, 14-13	at Athens	Nov. 14
1960:	AU, 9-6	at Auburn	Nov. 12
1961:	AU, 10-7	at Athens	Nov. 18
1962:	UGA, 30-21	at Auburn	Nov. 17
1963:	AU, 14-0	at Athens	Nov. 16
1964:	AU, 14-7	at Auburn	Nov. 14
1965:	AU, 21-19	at Athens	Nov. 13
1966:	UGA, 21-13	at Auburn	Nov. 12
1967:	UGA, 17-0	at Athens	Nov. 18
1968:	UGA, 17-3	at Auburn	Nov. 16
1969:	AU, 16-3	at Athens	Nov. 15
1970:	UGA, 31-17	at Auburn	Nov. 14
1971:	AU, 35-20	at Athens	Nov. 13
1972:	AU, 27-10	at Auburn	Nov. 18
1973:	UGA, 28-14	at Athens	Nov. 17
1974:	AU, 17-13	at Auburn	Nov. 16
1975:	UGA, 28-13	at Athens	Nov. 15
1976:	UGA, 28-0	at Auburn	Nov. 13
1977:	AU, 33-14	at Athens	Nov. 12
1978:	Tie, 22-22	at Auburn	Nov. 18
1979:	AU, 33-13	at Athens	Nov. 17
1980:	UGA, 31-21	at Auburn	Nov. 15
1981:	UGA, 24-13	at Athens	Nov. 14
1982:	UGA, 19-14	at Auburn	Nov. 13
1983:	AU, 13-7	at Athens	Nov. 12
1984:	AU, 21-12	at Auburn	Nov. 17
1985:	AU, 24-10	at Athens	Nov. 16
1986:	UGA, 20-16	at Auburn	Nov. 15
1987:	AU, 27-11	at Athens	Nov. 14
1988:	AU, 20-10	at Auburn	Nov. 12
1989:	AU, 20-3	at Athens	Nov. 18
1990:	AU, 33-10	at Auburn	Nov. 17
1991:	UGA, 37-27	at Athens	Nov. 16
1992:	UGA, 14-10	at Auburn	Nov. 14
1993:	AU, 42-28	at Athens	Nov. 13

1994:	Tie, 23-23	at Auburn	Nov. 12
1995:	AU, 37-31	at Athens	Nov. 11
1996:	UGA, 56-49	at Auburn [4OT]	Nov. 16
1997:	AU, 45-34	at Athens	Nov. 15
1998:	UGA, 28-17	at Auburn	Nov. 14
1999:	AU, 38-21	at Athens	Nov. 13
2000:	AU, 29-26	at Auburn [OT]	Nov. 11
2001:	AU, 24-17	at Athens	Nov. 10
2002:	UGA, 24-21	at Auburn	Nov. 16
at Auburn: UGA leads, 12-8-2			
at Athens: AU leads, 17-8			
at Neutral Sites: UGA leads, 27-26-6			
at Atlanta, GA: AU leads, 5-4-3			
at Columbus, GA: UGA leads, 21-16-2			
at Macon, GA: Tied, 2-2			
at Montgomery, AL: AU leads, 2-0			
at Savannah, GA: AU leads, 1-0-1			

GA. SOUTHERN (AU leads, 1-0)

Year	Score	Site	Date
1991:	AU, 32-17	at Auburn	Aug. 31
at Auburn: AU leads, 1-0			

GEORGIA TECH (AU leads, 47-39-4)

Year	Score	Site	Date
1892:	AU, 26-0	at Atlanta	Nov. 25
1893:	Tie, 0-0	at Atlanta	Dec. 7
1894:	AU, 94-0	at Atlanta	Nov. 17
1896:	AU, 45-0	at Atlanta	Nov. 17
1898:	AU, 29-6	at Auburn	Nov. 5
1899:	AU, 63-0	at Auburn	Oct. 14
1902:	AU, 18-6	at Atlanta	Oct. 11
1903:	AU, 10-5	at Atlanta	Nov. 14
1904:	AU, 12-0	at Auburn	Oct. 29
1906:	GT, 11-0	at Atlanta	Nov. 3
1907:	AU, 12-6	at Atlanta	Oct. 26
1908:	AU, 44-0	at Atlanta	Nov. 7
1909:	AU, 17-5	at Atlanta	Nov. 6
1910:	AU, 16-0	at Atlanta	Nov. 5
1911:	AU, 11-6	at Atlanta	Nov. 4
1912:	AU, 27-7	at Atlanta	Nov. 2
1913:	AU, 20-0	at Atlanta	Nov. 8
1914:	AU, 14-0	at Atlanta	Nov. 7
1915:	GT, 7-0	at Atlanta	Nov. 25
1916:	GT, 33-7	at Atlanta	Nov. 30
1917:	GT, 68-7	at Atlanta	Nov. 29
1918:	GT, 41-0	at Atlanta	Nov. 28
1919:	AU, 14-7	at Atlanta	Nov. 27
1920:	GT, 34-0	at Atlanta	Nov. 25
1921:	GT, 14-0	at Atlanta	Nov. 24
1922:	GT, 14-6	at Atlanta	Nov. 30
1923:	Tie, 0-0	at Atlanta	Nov. 29
1924:	GT, 7-0	at Atlanta	Nov. 27
1925:	Tie, 7-7	at Atlanta	Nov. 26
1926:	GT, 20-7	at Atlanta	Nov. 26
1927:	GT, 18-0	at Atlanta	Nov. 24
1928:	GT, 51-0	at Atlanta	Nov. 29
1929:	GT, 19-6	at Atlanta	Nov. 28
1930:	GT, 14-12	at Atlanta	Oct. 18
1931:	AU, 13-0	at Atlanta	Oct. 17
1932:	AU, 6-0	at Atlanta	Oct. 15
1933:	GT, 16-6	at Atlanta	Oct. 14
1934:	AU, 18-6	at Atlanta	Nov. 10
1935:	AU, 33-7	at Atlanta	Nov. 9
1936:	AU, 13-12	at Atlanta	Nov. 7
1937:	AU, 21-0	at Atlanta	Oct. 23
1938:	GT, 7-6	at Atlanta	Oct. 22
1939:	GT, 7-6	at Atlanta	Oct. 28
1940:	AU, 16-7	at Atlanta	Oct. 26
1941:	GT, 28-14	at Atlanta	Oct. 25
1942:	GT, 15-0	at Atlanta	Sept. 26
1944:	GT, 27-0	at Atlanta	Oct. 14
1945:	GT, 20-7	at Atlanta	Oct. 27
1946:	GT, 27-6	at Atlanta	Oct. 26
1947:	GT, 27-7	at Atlanta	Oct. 18
1948:	GT, 27-0	at Atlanta	Oct. 16
1949:	GT, 35-21	at Atlanta	Oct. 15
1950:	GT, 20-0	at Atlanta	Oct. 21
1951:	GT, 27-7	at Atlanta	Oct. 20

1952:	GT, 33-0	at Atlanta	Oct. 18
1953:	GT, 36-6	at Atlanta	Oct. 17
1954:	GT, 14-7	at Atlanta	Oct. 16
1955:	AU, 14-12	at Atlanta	Oct. 15
1956:	GT, 28-7	at Atlanta	Oct. 20
1957:	AU, 3-0	at Atlanta	Oct. 19
1958:	Tie, 7-7	at Atlanta	Oct. 18
1959:	AU, 7-6	at Atlanta	Oct. 17
1960:	AU, 9-7	at Birmingham, AL	Oct. 15
1961:	GT, 7-6	at Atlanta	Oct. 21
1962:	AU, 17-14	at Birmingham, AL	Oct. 20
1963:	AU, 29-21	at Atlanta	Oct. 19
1964:	GT, 7-3	at Birmingham, AL	Oct. 17
1965:	GT, 23-14	at Atlanta	Oct. 16
1966:	GT, 17-3	at Birmingham, AL	Oct. 15
1967:	AU, 28-10	at Atlanta	Oct. 21
1968:	GT, 21-20	at Birmingham, AL	Oct. 19
1969:	AU, 17-14	at Atlanta	Oct. 18
1970:	AU, 31-7	at Auburn	Oct. 17
1971:	AU, 31-14	at Atlanta	Oct. 16
1972:	AU, 24-14	at Auburn	Oct. 21
1973:	AU, 24-10	at Atlanta	Oct. 20
1974:	AU, 31-22	at Auburn	Oct. 19
1975:	AU, 31-27	at Atlanta	Oct. 18
1976:	GT, 28-10	at Auburn	Oct. 16
1977:	GT, 38-21	at Atlanta	Oct. 15
1978:	GT, 24-10	at Auburn	Oct. 21
1979:	AU, 38-14	at Atlanta	Oct. 20
1980:	AU, 31-7	at Auburn	Oct. 18
1981:	AU, 31-7	at Atlanta	Oct. 17
1982:	AU, 24-0	at Auburn	Oct. 16
1983:	AU, 31-13	at Atlanta	Oct. 15
1984:	AU, 48-34	at Auburn	Oct. 20
1985:	AU, 17-14	at Atlanta	Oct. 19
1986:	AU, 31-10	at Auburn	Oct. 18
1987:	AU, 20-10	at Atlanta	Oct. 17
at Auburn: AU leads, 10-2			
at Atlanta: AU leads, 35-34-4			
at Neutral Sites: GT leads, 3-2			
at Birmingham, AL: GT leads, 3-2			

GORDON (AU leads, 4-0)

Year	Score	Site	Date
1906:	AU, 15-0	at Auburn	Oct. 13
1907:	AU, 34-0	at Auburn	Oct. 12
1908:	AU, 42-0	at Auburn	Oct. 10
1909:	AU, 46-0	at Auburn	Oct. 9
at Auburn: AU leads, 4-0			

HARDIN-SIMMONS (AU leads, 1-0)

Year	Score	Site	Date
1959:	AU, 35-12	at Auburn	Oct. 3
at Auburn: AU leads, 1-0			

HOUSTON (AU leads, 5-1)

Year	Score	Site	Date
1956:	AU, 12-0	at Auburn	Oct. 27
1957:	AU, 48-7	at Houston	Oct. 26
1963:	AU, 21-14	at Houston	Sept. 21
1964:	AU, 30-0	at Auburn	Sept. 19
1969:	UH, 36-7	at Houston [Astro-Bluebonnet]	Dec. 31
1973:	AU, 7-0	at Auburn	Oct. 27
at Auburn: AU leads, 3-0			
at Houston: AU leads, 2-1			

IDAHO (AU leads, 1-0)

Year	Score	Site	Date
1999:	AU, 30-23	at Auburn	Sept. 11
at Auburn: AU leads, 1-0			

INDIANA (AU leads, 1-0)

Year	Score	Site	Date
1990:	AU, 27-23	at Atlanta, GA [Peach]	Dec. 29
at Neutral Sites: AU leads, 1-0			
at Atlanta, GA: AU leads, 1-0			

KANSAS (AU leads, 2-0)

Year	Score	Site	Date
1987:	AU, 49-0	at Auburn	Sept. 12
1988:	AU, 56-7	at Auburn	Sept. 17
at Auburn: AU leads, 2-0			

KANSAS STATE (AU leads, 2-0)

Year	Score	Site	Date
1978:	AU, 45-32	at Manhattan	Sept. 16
1979:	AU, 26-18	at Auburn	Sept. 15
at Auburn: AU leads, 1-0			
at Manhattan: AU leads, 1-0			

KENTUCKY (AU leads, 22-5-1)

Year	Score	Site	Date
1934:	UK, 9-0	at Lexington	Oct. 27
1935:	AU, 23-0	at Montgomery, AL	Oct. 19
1954:	UK, 21-14	at Lexington	Oct. 9
1955:	Tie, 14-14	at Birmingham, AL	Oct. 8
1956:	AU, 13-0	at Lexington	Oct. 13
1957:	AU, 6-0	at Auburn	Oct. 12
1958:	AU, 8-0	at Lexington	Oct. 11
1959:	AU, 33-0	at Auburn	Oct. 10
1960:	AU, 10-7	at Lexington	Oct. 1
1961:	UK, 14-12	at Auburn	Oct. 7
1962:	AU, 16-6	at Lexington	Oct. 7
1963:	AU, 14-13	at Auburn	Oct. 5
1964:	UK, 20-0	at Lexington	Oct. 3
1965:	AU, 23-18	at Auburn	Oct. 2
1966:	UK, 17-7	at Lexington	Oct. 1
1967:	AU, 48-7	at Auburn	Oct. 7
1968:	AU, 26-7	at Lexington	Oct. 5
1969:	AU, 44-3	at Auburn	Oct. 4
1970:	AU, 33-15	at Lexington	Oct. 3
1971:	AU, 38-6	at Auburn	Oct. 2
1974:	AU, 31-13	at Auburn	Oct. 12
1975:	AU, 15-9	at Lexington	Oct. 11
1982:	AU, 18-3	at Auburn	Oct. 9
1983:	AU, 49-21	at Lexington	Oct. 8
1988:	AU, 20-10	at Auburn	Sept. 10
1989:	AU, 24-12	at Lexington	Oct. 7
1994:	AU, 41-14	at Auburn	Sept. 29
1995:	AU, 42-21	at Lexington	Sept. 30
at Auburn: AU leads, 11-1			
at Lexington: AU leads, 10-4			
at Neutral Sites: Tied, 1-0-1			
at Birmingham, AL: Tied, 0-0-1			
at Montgomery, AL: AU leads, 1-0			

LOUISIANA COLLEGE (AU leads, 1-0)

Year	Score	Site	Date
1951:	AU, 49-0	at Auburn	Nov. 3
at Auburn: AU leads, 1-0			

Results vs. All Opponents

2003 Auburn Football

1937: LSU, 9-7 at Baton Rouge Nov. 13
1938: AU, 28-6 at Birmingham, AL Nov. 12
1939: AU, 21-7 at Baton Rouge Nov. 18
1940: LSU, 21-13 at Birmingham, AL Nov. 16
1941: Tie, 7-7 at Baton Rouge Nov. 15
1942: AU, 25-7 at Birmingham, AL Nov. 14
1969: LSU, 21-20 at Baton Rouge Oct. 25
1970: LSU, 17-9 at Auburn Oct. 24
1972: LSU, 35-7 at Baton Rouge Oct. 14
1973: LSU, 20-6 at Auburn Oct. 13
1980: LSU, 21-17 at Baton Rouge Oct. 11
1981: AU, 19-7 at Auburn Oct. 10
1988: LSU, 7-6 at Baton Rouge Oct. 8
1989: AU, 10-6 at Auburn Oct. 14
1992: AU, 30-28 at Auburn Sept. 19
1993: AU, 34-10 at Baton Rouge Sept. 18
1994: AU, 30-26 at Auburn Sept. 17
1995: LSU, 12-6 at Baton Rouge Sept. 16
1996: LSU, 19-15 at Auburn Sept. 21
1997: AU, 31-28 at Baton Rouge Sept. 20
1998: LSU, 31-19 at Auburn Sept. 19
1999: AU, 41-7 at Baton Rouge Sept. 18
2000: AU, 34-17 at Auburn Sept. 16
2001: LSU, 27-15 at Baton Rouge Dec. 1
2002: AU, 31-7 at Auburn Oct. 26

at Auburn: AU leads, 8-3
at Baton Rouge: LSU leads, 10-5-1
at Neutral Sites: AU leads, 5-4
at Birmingham, AL: AU leads, 3-2
at Mobile, AL: AU leads, 2-0
at Montgomery, AL: LSU leads, 2-0

LOUISIANA TECH (AU leads, 9-0-1)

Year	Score	Site	Date
1941	AU, 34-0	at Auburn	Oct. 11
1945	AU, 29-0	at Auburn	Nov. 24
1947	AU, 14-0	at Auburn	Oct. 4
1948	Tie, 13-13	at Auburn	Oct. 2
1989	AU, 38-23	at Auburn	Nov. 11
1990	AU, 16-14	at Auburn	Oct. 6
1997	AU, 49-13	at Auburn	Oct. 11
1998	AU, 32-17	at Auburn	Oct. 24
2000	AU, 38-28	at Auburn	Oct. 21
2001	AU, 48-41 (OT)	at Auburn	Oct. 20

at Auburn: AU leads, 9-0-1

LOUISVILLE (AU leads, 1-0)

Year	Score	Site	Date
1974	AU, 16-3	at Birmingham, AL	Sept. 14

at Neutral Sites: AU leads, 1-0
at Birmingham, AL: AU leads, 1-0

LOYOLA (AU leads, 1-0)

Year	Score	Site	Date
1936	AU, 44-0	at Auburn	Nov. 21

at Auburn: AU leads, 1-0

MANHATTAN (MC leads, 1-0)

Year	Score	Site	Date
1939	MC, 7-0	at New York	Oct. 21

at New York: MC leads, 1-0

MARION (AU leads, 6-0)

Year	Score	Site	Date
1914	AU, 39-0	at Auburn	Sept. 26
1915	AU, 78-0	at Selma, AL	Oct. 1
1918	AU, 20-7	at Marion	Nov. 3
1919	AU, 37-0	at Auburn	Sept. 27
1920	AU, 27-0	at Auburn	Sept. 23
1922	AU, 61-0	at Auburn	Sept. 23

at Auburn: AU leads, 4-0
at Marion: AU leads, 1-0
at Neutral Sites: AU leads, 1-0
at Selma, AL: AU leads, 1-0

MARYLAND (AU leads, 2-1)

Year	Score	Site	Date
------	-------	------	------

1952: UM, 13-7 at Birmingham, AL Sept. 27
1958: AU, 20-7 at Auburn Oct. 25
1983: AU, 35-23 at Auburn Nov. 5
at Auburn: AU leads, 2-0
at Neutral Sites: UM leads, 1-0
at Birmingham, AL: UM leads, 1-0

MARYVILLE (AU leads, 1-0-1)

Year	Score	Site	Date
1906	Tie, 0-0	at Auburn	Oct. 8
1907	AU, 29-0	at Auburn	Oct. 7

at Auburn: AU leads, 1-0-1

MARQUETTE (MU leads, 1-0)

Year	Score	Site	Date
1926	MU, 19-3	at Birmingham, AL	Nov. 13

at Neutral Sites: MU leads, 1-0
at Birmingham, AL: MU leads, 1-0

MAXWELL FIELD (MF leads, 1-0)

Year	Score	Site	Date
1945	MF, 7-0	at Montgomery	Sept. 28

at Montgomery: MF leads, 1-0

MEMPHIS (UM leads, 2-0)

Year	Score	Site	Date
1975	UM, 31-20	at Auburn	Sept. 13
1976	UM, 28-27	at Memphis	Oct. 9

at Auburn: UM leads, 1-0
at Memphis: UM leads, 1-0

MERCER (AU leads, 11-0)

Year	Score	Site	Date
1896	AU, 46-0	at Macon	Oct. 6
1897	AU, 26-0	at Macon	Oct. 23
1907	AU, 63-0	at Auburn	Nov. 9
1908	AU, 23-0	at Macon	Oct. 17
1909	AU, 23-5	at Macon	Oct. 16
1911	AU, 29-0	at Auburn	Oct. 7
1912	AU, 56-0	at Columbus, GA	Oct. 5
1913	AU, 53-0	at Auburn	Oct. 4
1915	AU, 45-0	at Auburn	Nov. 6
1916	AU, 92-0	at Auburn	Oct. 14
1922	AU, 50-6	at Auburn	Oct. 21

at Auburn: AU leads, 6-0
at Macon: AU leads, 4-0
at Neutral Sites: AU leads, 1-0
at Columbus, GA: AU leads, 1-0

MIAMI [FL] (AU leads, 7-4)

Year	Score	Site	Date
1944	AU, 38-19	at Miami	Nov. 24
1945	UM, 33-7	at Miami	Nov. 30
1953	AU, 29-20	at Miami	Nov. 6
1954	AU, 14-13	at Birmingham, AL	Nov. 6
1959	AU, 21-6	at Miami	Oct. 23
1960	AU, 20-7	at Auburn	Oct. 22
1967	UM, 7-0	at Miami	Oct. 27
1968	AU, 31-6	at Auburn	Oct. 26
1974	AU, 3-0	at Miami	Oct. 4
1978	UM, 17-15	at Auburn	Oct. 7
1984	UM, 20-18	at E. Rutherford, NJ	Aug. 28

[Kickoff Classic]

at Auburn: AU leads, 2-1
at Miami: AU leads, 4-2
at Neutral Sites: Tied, 1-1
at Birmingham, AL: AU leads, 1-0
at East Rutherford, NJ: UM leads, 1-0

MICHIGAN (Tied, 1-1)

Year	Score	Site	Date
1983	AU, 9-7	at New Orleans, LA	Jan. 1, '84

[Sugar]

Year	Score	Site	Date
2000	UM, 31-28	at Orlando, FL	Jan. 1 '01

[Citrus]

at Neutral Sites: Tied, 1-1
at New Orleans, LA: AU leads, 1-0

at Orlando, FL: UM leads, 1-0

MICHIGAN STATE (AU leads, 1-0)

Year	Score	Site	Date
1937	AU, 6-0	at Miami, FL	Jan. 1, '38

[Orange]

at Neutral Sites: AU leads, 1-0
at Miami, FL: AU leads, 1-0

OLE MISS (AU leads, 20-7)

Year	Score	Site	Date
1928	UM, 19-0	at Birmingham, AL	Oct. 20
1932	AU, 14-7	at Montgomery, AL	Oct. 29
1949	UM, 40-7	at Montgomery, AL	Sept. 23
1951	UM, 39-14	at Mobile, AL	Nov. 10
1952	UM, 20-7	at Memphis, TN	Oct. 4
1953	AU, 13-0	at Auburn	Oct. 3
1965	UM, 13-7	at Memphis, TN	Dec. 18

1970: AU, 35-28 at Jacksonville, FL Jan. 1, '71
[Gator]

Year	Score	Site	Date
1972	AU, 19-13	at Jackson, MS	Oct. 7
1973	AU, 14-7	at Auburn	Oct. 6
1976	AU, 10-0	at Jackson, MS	Oct. 2
1977	AU, 21-15	at Auburn	Oct. 1
1984	AU, 17-13	at Oxford	Oct. 6
1985	AU, 41-0	at Auburn	Oct. 5
1990	AU, 24-10	at Jackson, MS	Sept. 15
1991	AU, 23-13	at Auburn	Sept. 14
1992	UM, 45-21	at Oxford	Sept. 5
1993	AU, 16-12	at Auburn	Sept. 2
1994	AU, 22-17	at Oxford	Sept. 3
1995	AU, 46-13	at Auburn	Sept. 2
1996	AU, 45-28	at Oxford	Sept. 14
1997	AU, 19-9	at Auburn	Sept. 13
1998	AU, 17-0	at Oxford	Sept. 12
1999	UM, 24-17 (OT)	at Auburn	Sept. 25
2000	AU, 35-27	at Oxford	Sept. 9
2001	AU, 27-21	at Auburn	Sept. 8
2002	AU, 31-24	at Oxford	Nov. 2

at Auburn: AU leads, 9-1
at Oxford: AU leads, 6-1
at Neutral Sites: Tied, 5-5
at Birmingham, AL: UM leads, 1-0
at Jackson, MS: AU leads 3-0
at Jacksonville, FL: AU leads, 1-0
at Memphis, TN: UM leads, 2-0
at Mobile, AL: UM leads, 1-0
at Montgomery, AL: Tied, 1-1

MISSISSIPPI STATE (AU leads, 52-22-2)

Year	Score	Site	Date
1905	AU, 18-0	at Columbus, MS	Oct. 27
1910	AU, 6-0	at Auburn	Oct. 8
1911	AU, 11-5	at Birmingham, AL	Oct. 28
1912	AU, 7-0	at Birmingham, AL	Oct. 26
1913	AU, 34-0	at Birmingham, AL	Oct. 18
1914	AU, 19-0	at Birmingham, AL	Oct. 24
1915	AU, 26-0	at Birmingham, AL	Oct. 23

1916	AU, 7-3	at Birmingham, AL	Oct. 28
1917	AU, 13-6	at Birmingham, AL	Oct. 27
1919	AU, 7-0	at Birmingham, AL	Nov. 15
1927	MSU, 7-0	at Birmingham, AL	Nov. 12
1928	MSU, 13-0	at Birmingham, AL	Nov. 17
1930	MSU, 7-6	at Birmingham, AL	Nov. 15
1937	AU, 33-7	at Birmingham, AL	Oct. 16
1938	AU, 20-6	at Montgomery, AL	Oct. 14
1939	AU, 7-0	at Birmingham, AL	Oct. 14
1940	Tie, 7-7	at Birmingham, AL	Oct. 12
1941	MSU, 14-7	at Birmingham, AL	Nov. 8
1942	MSU, 6-0	at Birmingham, AL	Oct. 31
1944	MSU, 26-21	at Birmingham, AL	Nov. 11
1945	MSU, 20-0	at Birmingham, AL	Oct. 6
1946	MSU, 33-0	at Birmingham, AL	Nov. 9
1947	MSU, 14-0	at Birmingham, AL	Nov. 8
1948	MSU, 20-0	at Birmingham, AL	Nov. 6
1949	AU, 25-6	at Auburn	Nov. 5
1950	MSU, 27-0	at Starkville	Nov. 4
1952	MSU, 49-34	at Auburn	Nov. 8
1953	Tie, 21-21	at Starkville	Oct. 10
1955	AU, 27-26	at Auburn	Nov. 5
1956	AU, 27-20	at Auburn	Nov. 10
1957	AU, 15-7	at Birmingham, AL	Nov. 9
1958	AU, 33-14	at Auburn	Nov. 8
1959	AU, 31-0	at Birmingham, AL	Nov. 7
1960	AU, 27-12	at Auburn	Nov. 5
1961	MSU, 11-10	at Birmingham, AL	Nov. 11
1962	AU, 9-3	at Auburn	Nov. 10
1963	MSU, 13-10	at Jackson, MS	Nov. 9
1964	AU, 12-3	at Auburn	Nov. 7
1965	AU, 25-18	at Birmingham, AL	Nov. 6
1966	AU, 13-0	at Jackson, MS	Nov. 5
1967	AU, 36-0	at Auburn	Nov. 11
1968	AU, 26-0	at Jackson, MS	Sept. 28
1969	AU, 52-13	at Auburn	Nov. 8
1970	AU, 56-0	at Birmingham, AL	Nov. 7
1971	AU, 30-21	at Auburn	Nov. 6
1972	AU, 14-3	at Jackson, MS	Sept. 9
1973	AU, 31-17	at Auburn	Nov. 10
1974	AU, 24-20	at Jackson, MS	Nov. 9
1975	*Tie, 21-21	at Auburn	Nov. 8
1976	*MSU, 28-19	at Jackson, MS	Nov. 6
1977	*MSU, 27-13	at Auburn	Nov. 5
1978	AU, 6-0	at Starkville	Nov. 11
1979	AU, 14-3	at Auburn	Nov. 10
1980	MSU, 24-21	at Jackson, MS	Oct. 25
1981	MSU, 21-17	at Auburn	Oct. 24
1982	AU, 35-17	at Starkville	Oct. 23
1983	AU, 28-13	at Auburn	Oct. 22
1984	AU, 24-21	at Starkville	Oct. 27
1985	AU, 21-9	at Auburn	Oct. 26
1986	AU, 35-6	at Starkville	Oct. 25
1987	AU, 38-7	at Auburn	Oct. 24
1988	AU, 33-0	at Auburn	Oct. 22
1989	AU, 14-0	at Auburn	Oct. 28
1990	AU, 17-16	at Starkville	Oct. 27
1991	MSU, 24-17	at Auburn	Oct. 26
1992	MSU, 14-7	at Starkville	Oct. 10



Tyrone Goodson caught 10 passes for 145 yards and two touchdowns in Auburn's 49-15 win over Miss. State in 1996.

Results vs. All Opponents

2003 Auburn Football

1993: AU, 31-17 at Auburn Oct. 9
1994: AU, 42-18 at Starkville Oct. 8
1995: AU, 48-20 at Auburn Oct. 7
1996: AU, 49-15 at Starkville Oct. 12
1997: MSU, 20-0 at Auburn Nov. 1
1998: MSU, 38-21 at Starkville Oct. 10
1999: MSU, 18-16 at Auburn Oct. 9
2000: MSU, 17-10 at Starkville Oct. 7
2001: AU, 16-14 at Auburn Oct. 6
2002: AU, 42-14 at Starkville Sept. 19
at Auburn: AU leads, 23-5
at Starkville: AU leads, 8-4-1
at Neutral Sites: AU leads, 21-13-1
at Birmingham, AL: AU leads, 14-11-1
at Columbus, MS: AU leads, 1-0
at Jackson, MS: AU leads, 5-2
at Montgomery, AL: AU leads, 1-0

MSU forfeit

MISSOURI (MU leads, 1-0)

Year	Score	Site	Date
1973:	MU, 34-17	at El Paso, TX [Sun]	Dec. 19

at Neutral Sites: MU leads, 1-0
at El Paso, TX: MU leads, 1-0

MONTGOMERY (AU leads, 2-0)

Year	Score	Site	Date
1899:	AU, 41-0	at Auburn	Oct. 21
1903:	AU, 26-0	at Auburn	Oct. 3

at Auburn: AU leads, 2-0

NASHVILLE (AU leads, 3-1)

Year	Score	Site	Date
1897:	AU, 14-4	at Nashville	Oct. 29
1900:	AU, 28-0	at Auburn	Oct. 22
1901:	Nash, 23-5	at Birmingham, AL	Oct. 19
1904:	AU, 10-0	at Birmingham, AL	Oct. 22

at Auburn: AU leads, 1-0
at Nashville: AU leads, 1-0
at Neutral Sites: Tied, 1-1
at Birmingham, AL: Tied, 1-1

NEBRASKA (NU leads, 3-0)

Year	Score	Site	Date
1963:	NU, 13-7	at Miami, FL [Orange]	Jan. 1, '64
1981:	NU, 17-3	at Lincoln	Oct. 3
1982:	NU, 41-7	at Auburn	Oct. 2

at Auburn: NU leads, 1-0
at Lincoln: NU leads, 1-0
at Neutral Sites: NU leads, 1-0
at Miami, FL: NU leads, 1-0

NEW MEXICO STATE (AU leads, 1-0)

Year	Score	Site	Date
1993:	AU, 55-14		Nov. 6

at Auburn: AU leads, 1-0

NORTH ALABAMA A.C. (AU leads, 1-0)

Year	Score	Site	Date
1914:	AU, 60-0	at Auburn	Oct. 17

at Auburn: AU leads, 1-0

NORTH CAROLINA (UNC leads, 4-2)

Year	Score	Site	Date
1892:	UNC, 64-0	at Atlanta, GA	Nov. 23
1898:	UNC, 24-0	at Auburn	Nov. 14
1901:	UNC, 10-0	at Auburn	Oct. 26
1907:	AU, 20-10	at Chapel Hill	Oct. 3
1988:	AU, 47-21	at Auburn	Oct. 1
2001:	UNC, 16-10	at Atlanta (Peach)	Dec. 31

at Auburn: UNC leads, 2-1
at Chapel Hill: AU leads, 1-0
at Neutral Sites: UNC leads, 2-0
at Atlanta, GA: UNC leads, 2-0

NORTH CAROLINA STATE (Tied, 1-1)

Year	Score	Site	Date
1977:	NCSU, 17-16	at Auburn	Oct. 8
1979:	AU, 44-31	at Auburn	Oct. 6

at Auburn: Tied, 1-1

NORTHERN ILLINOIS (AU leads, 1-0)

Year	Score	Site	Date
2000:	AU, 31-14	at Auburn	Sept. 23

at Auburn: AU leads, 1-0

NORTH TEXAS (AU leads, 1-0)

Year	Score	Site	Date
1981:	AU, 20-0	at Auburn	Nov. 7

at Auburn: AU leads, 1-0

OGLETHORPE (AU leads, 4-0)

Year	Score	Site	Date
1918:	AU, 58-0	at Auburn	Oct. 19
1933:	AU, 27-6	at Auburn	Nov. 11
1934:	AU, 15-0	at Auburn	Sept. 29
1935:	AU, 51-0	at Auburn	Nov. 16

at Auburn: AU leads, 4-0

OHIO STATE (AU leads, 1-0-1)

Year	Score	Site	Date
1917:	Tie, 0-0	at Montgomery, AL	Nov. 24
1989:	AU, 31-14	at Tampa, FL [Hall of Fame]	Jan. 1, '90

at Neutral Sites: AU leads, 1-0-1
at Montgomery, AL: Tied, 0-0-1
at Tampa, FL: AU leads, 1-0

OKLAHOMA (OU leads, 1-0)

Year	Score	Site	Date
1971:	OU, 40-22	at New Orleans, LA	Jan. 1, '72 [Sugar]

at Neutral Sites: OU leads, 1-0
at New Orleans, LA: OU leads, 1-0

OREGON STATE (AU leads, 1-0)

Year	Score	Site	Date
1973:	AU, 18-9	at Birmingham, AL [Outback]	Sept. 15

at Neutral Sites: AU leads, 1-0

PACIFIC (AU leads, 1-0)

Year	Score	Site	Date
1989:	AU, 55-0	at Auburn	Sept. 9

at Auburn: AU leads, 1-0

PENN STATE (Tied, 1-1)

Year	Score	Site	Date
1995:	PSU, 43-14	at Tampa, FL [Outback]	Jan. 1, '96
2002:	AU, 13-9	at Orlando, FL [Capital One]	Jan. 1, '03

at Neutral Sites: Tied, 1-1
at Tampa, FL: PSU leads, 1-0
at Orlando, FL: AU leads, 1-0

PRESBYTERIAN (AU leads, 1-0)

Year	Score	Site	Date
1944:	AU, 57-0	at Auburn	Nov. 4

at Auburn: AU leads, 1-0

RICE (RU leads, 2-0)

Year	Score	Site	Date
1937:	RU, 13-7	at Houston	Oct. 30
1938:	RU, 14-0	at Houston	Oct. 29

RICHMOND (AU leads, 1-0)

Year	Score	Site	Date
1980:	AU, 55-16	at Auburn	Oct. 4

RUTGERS (AU leads, 1-0)

Year	Score	Site	Date
1982:	AU, 30-7	at Auburn	Nov. 6

at Auburn: AU leads, 1-0

SAINT LOUIS (AU leads, 1-0)

Year	Score	Site	Date
1946:	AU, 27-7	at Birmingham, AL	Oct. 12

at Neutral Sites: AU leads, 1-0
at Birmingham, AL: AU leads, 1-0

SAMFORD (AU leads, 25-0-1)

Year	Score	Site	Date
1903:	AU, 58-0	at Auburn	Oct. 17
1907:	AU, 23-0	at Auburn	Oct. 5
1908:	AU, 18-0	at Birmingham	Oct. 3
1909:	AU, 11-0	at Montgomery, AL	Oct. 2
1910:	AU, 78-0	at Birmingham	Oct. 15
1916:	AU, 35-0	at Birmingham	Oct. 7
1917:	AU, 53-0	at Auburn	Oct. 6
1919:	AU, 19-6	at Birmingham	Oct. 4
1920:	AU, 88-0	at Auburn	Oct. 2
1921:	AU, 35-3	at Birmingham	Oct. 1
1922:	AU, 72-0	at Montgomery, AL	Sept. 30
1923:	AU, 30-0	at Auburn	Oct. 13
1924:	AU, 17-0	at Auburn	Oct. 18
1925:	AU, 7-6	at Auburn	Oct. 24
1926:	AU, 33-14	at Birmingham	Oct. 9
1927:	Tie, 9-9	at Birmingham	Oct. 29
1928:	AU, 25-6	at Auburn	Oct. 27
1929:	AU, 6-0	at Auburn	Nov. 26
1932:	AU, 25-0	at Montgomery, AL	Nov. 5
1933:	AU, 19-0	at Birmingham	Sept. 29
1940:	AU, 27-13	at Montgomery, AL	Sept. 27
1941:	AU, 13-0	at Montgomery, AL	Sept. 26
1944:	AU, 32-0	at Montgomery, AL	Sept. 29
1945:	AU, 38-0	at Montgomery, AL	Sept. 21
1992:	AU, 55-0	at Auburn	Sept. 12
1993:	AU, 35-7	at Auburn	Sept. 11

at Auburn: AU leads, 11-0
at Birmingham: AU leads, 8-0-1
at Neutral Sites: AU leads, 6-0
at Montgomery, AL: AU leads, 6-0

SANTA CLARA (SC leads, 1-0)

Year	Score	Site	Date
1936:	SC, 12-0	at San Francisco	Oct. 30

at San Francisco: SC leads, 1-0

SE LOUISIANA (USL leads, 1-0)

Year	Score	Site	Date
1950:	SE, 6-0	at Auburn	Oct. 7

at Auburn: USL leads, 1-0

SEWANEE (US leads, 6-4-2)

Year	Score	Site	Date
1893:	Tie, 14-14	at Atlanta, GA	Nov. 18
1896:	AU, 38-6	at Montgomery, AL	Nov. 16
1897:	Tie, 0-0	at Sewanee	Oct. 30
1899:	US, 11-10	at Montgomery, AL	Nov. 30
1902:	US, 6-0	at Birmingham, AL	Nov. 6
1903:	US, 47-0	at Montgomery, AL	Oct. 31
1906:	US, 10-5	at Birmingham, AL	Oct. 26
1907:	US, 12-6	at Birmingham, AL	Oct. 19
1908:	AU, 6-0	at Birmingham, AL	Oct. 24
1909:	US, 12-11	at Birmingham, AL	Nov. 13
1926:	AU, 9-0	at Montgomery, AL	Oct. 30
1931:	AU, 12-0	at Birmingham, AL	Nov. 14

at Sewanee: Tied, 0-0-1
at Neutral Sites: US leads, 6-4-1
at Atlanta, GA: Tied, 0-0-1
at Birmingham, AL: US leads, 4-2
at Montgomery, AL: Tied, 2-2

SOUTH CAROLINA (AU leads, 4-1-1)

Year	Score	Site	Date
------	-------	------	------

1930:	AU, 25-7	at Columbus, GA	Nov. 27
1931:	AU, 13-6	at Montgomery, AL	Nov. 28
1932:	Tie, 20-20	at Birmingham, AL	Dec. 3
1933:	USC, 16-14	at Birmingham, AL	Dec. 2
1996:	AU, 28-24	at Auburn	Oct. 5
1997:	AU, 23-6	at Columbia	Oct. 4

at Auburn: AU leads, 1-0
at Columbia: AU leads, 1-0
at Neutral Sites: AU leads, 2-1-1
at Birmingham, AL: USC leads, 1-0-1
at Columbus, GA: AU leads, 1-0
at Montgomery, AL: AU leads, 1-0

SOUTHERN CALIFORNIA (Tied, 1-1)

Year	Score	Site	Date
1986:	AU, 16-7	at Orlando, FL [Citrus]	Jan. 1, '87
2002:	USC, 24-17	at Los Angeles	Sept. 2

at Los Angeles: USC leads, 1-0
at Neutral Sites: AU leads, 1-0
at Orlando, FL: AU leads, 1-0

SMU (SMU leads, 3-0)

Year	Score	Site	Date
1940:	SMU, 20-13	at Dallas	Oct. 19
1941:	SMU, 20-7	at Birmingham, AL	Oct. 18
1968:	SMU, 37-28	at Auburn	Sept. 21

at Auburn: SMU leads, 1-0
at Dallas: SMU leads, 1-0
at Neutral Sites: SMU leads, 1-0
at Birmingham, AL: SMU leads, 1-0

SOUTHERN MISS (AU leads, 16-5)

Year	Score	Site	Date
1946:	AU, 13-12	at Montgomery, AL	Sept. 27
1947:	USM, 19-13	at Montgomery, AL	Sept. 27
1948:	AU, 20-14	at Montgomery, AL	Sept. 24
1959:	AU, 28-7	at Auburn	Nov. 21
1964:	AU, 14-7	at Auburn	Oct. 24
1965:	USM, 3-0	at Auburn	Oct. 23
1970:	AU, 33-14	at Auburn	Sept. 19
1971:	AU, 27-14	at Auburn	Oct. 9
1977:	USM, 24-13	at Auburn	Sept. 17
1979:	AU, 31-9	at Auburn	Sept. 22
1980:	AU, 31-0	at Auburn	Nov. 8
1982:	AU, 21-19	at Auburn	Sept. 18
1983:	AU, 24-3	at Auburn	Sept. 10
1984:	AU, 35-12	at Auburn	Sept. 22
1985:	AU, 29-18	at Auburn	Sept. 14
1988:	AU, 38-8	at Auburn	Nov. 5
1989:	AU, 24-3	at Auburn	Sept. 16
1990:	USM, 14-12	at Auburn	Nov. 10
1991:	USM, 10-9	at Auburn	Oct. 5
1992:	AU, 16-8	at Auburn	Sept. 26
1993:	AU, 35-24	at Auburn	Sept. 25

at Auburn: AU leads, 14-4
at Neutral Sites: AU leads, 2-1
at Montgomery, AL: AU leads, 2-1

SW LOUISIANA (AU leads, 4-0)

Year	Score	Site	Date
1945:	AU, 52-0	at Auburn	Nov. 10
1985:	AU, 49-7	at Auburn	Sept. 7
1991:	AU, 50-7	at Auburn	Nov. 9
1992:	AU, 25-24	at Auburn	Oct. 24

at Auburn: AU leads, 4-0

SPRING HILL (AU leads, 5-0)

Year	Score	Site	Date
1919:	AU, 10-0	at Mobile	Nov. 8
1921:	AU, 44-0	at Montgomery, AL	Oct. 8
1922:	AU, 19-6	at Montgomery, AL	Oct. 7
1930:	AU, 13-0	at Auburn	Oct. 4
1931:	AU, 27-7	at Auburn	Oct. 31

at Auburn: AU leads, 2-0
at Mobile: AU leads, 1-0
at Neutral Sites: AU leads, 2-0

Results vs. All Opponents

2003 Auburn Football

STETSON (Tied, 1-1)

Year	Score	Site	Date
1927	SU, 6-0	at Auburn	Sept. 24
1953	AU, 47-0	at Montgomery, AL	Sept. 25
at Auburn: SU leads, 1-0			
at Neutral Sites: AU leads, 1-0			
at Montgomery, AL: AU leads, 1-0			

SYRACUSE (SU leads, 1-0-1)

Year	Score	Site	Date
1987	Tie, 16-16	at New Orleans, LA	Jan. 1, '88 [Sugar]
2001	SU, 31-14	at Syracuse	Sept. 22
at Syracuse: SU leads, 1-0			
at Neutral Sites: Tied, 0-0-1			
at New Orleans, LA: Tied, 0-0-1			

TENNESSEE (AU leads, 22-21-3)

Year	Score	Site	Date
1900	AU, 23-0	at Birmingham, AL	Nov. 10
1929	UT, 27-0	at Knoxville	Nov. 2
1935	UT, 13-6	at Birmingham, AL	Oct. 12
1936	AU, 6-0	at Knoxville	Oct. 10
1937	AU, 20-7	at Birmingham, AL	Nov. 6
1938	UT, 7-0	at Knoxville	Oct. 8
1939	UT, 7-0	at Knoxville	Dec. 9
1956	UT, 35-7	at Birmingham, AL	Sept. 29
1957	AU, 7-0	at Knoxville	Sept. 28
1958	AU, 13-0	at Birmingham, AL	Sept. 27
1959	UT, 3-0	at Knoxville	Sept. 26
1960	UT, 10-3	at Birmingham, AL	Sept. 24
1961	AU, 24-21	at Knoxville	Sept. 30
1962	AU, 22-21	at Birmingham, AL	Sept. 29
1963	AU, 23-19	at Knoxville	Sept. 28
1964	AU, 3-0	at Birmingham, AL	Sept. 26
1965	Tie, 13-13	at Knoxville	Sept. 25
1966	UT, 28-0	at Birmingham, AL	Sept. 24
1967	UT, 27-13	at Knoxville	Sept. 30
1968	AU, 28-14	at Birmingham, AL	Nov. 9
1969	UT, 45-19	at Knoxville	Sept. 27
1970	AU, 36-23	at Birmingham, AL	Sept. 26
1971	AU, 10-9	at Knoxville	Sept. 25
1972	AU, 10-6	at Birmingham, AL	Sept. 30
1973	UT, 21-0	at Knoxville	Sept. 29
1974	AU, 21-0	at Auburn	Sept. 28
1975	UT, 21-17	at Knoxville	Sept. 27
1976	AU, 38-28	at Birmingham, AL	Sept. 25
1977	AU, 14-12	at Knoxville	Sept. 24
1978	AU, 29-10	at Birmingham, AL	Sept. 30
1979	UT, 35-17	at Knoxville	Sept. 29
1980	UT, 42-0	at Auburn	Sept. 27
1981	UT, 10-7	at Knoxville	Sept. 26
1982	AU, 24-14	at Auburn	Sept. 25
1983	AU, 37-14	at Knoxville	Sept. 24
1984	AU, 29-10	at Auburn	Sept. 29
1985	UT, 38-20	at Knoxville	Sept. 28
1986	AU, 34-8	at Auburn	Sept. 27
1987	Tie, 20-20	at Knoxville	Sept. 26
1988	AU, 38-6	at Auburn	Sept. 24
1989	UT, 21-14	at Knoxville	Sept. 30
1990	Tie, 26-26	at Auburn	Sept. 29
1991	UT, 30-21	at Knoxville	Sept. 28
1997	UT, 30-29	at Atlanta, GA [SEC Championship]	Dec. 6
1998	UT, 17-9	at Auburn	Oct. 2
1999	UT, 24-0	at Knoxville	Oct. 2

at Auburn: AU leads, 5-2-1
at Knoxville: UT leads, 14-7-2
at Neutral Sites: AU leads, 10-5
at Atlanta, GA: UT leads, 1-0
at Birmingham, AL: AU leads, 10-4

UT-CHATTANOOGA (AU leads, 20-0)

Year	Score	Site	Date
1926	AU, 15-8	at Auburn	Sept. 25
1942	AU, 20-7	at Montgomery, AL	Sept. 18
1954	AU, 45-0	at Auburn	Sept. 25
1955	AU, 15-6	at Auburn	Sept. 24
1957	AU, 40-7	at Auburn	Oct. 5

1958	AU, 30-8	at Auburn	Oct. 4
1960	AU, 10-0	at Auburn	Oct. 8
1961	AU, 35-7	at Auburn	Oct. 14
1962	AU, 54-6	at Auburn	Oct. 13
1963	AU, 28-0	at Auburn	Oct. 12
1964	AU, 33-12	at Auburn	Oct. 10
1965	AU, 30-7	at Auburn	Oct. 9
1966	AU, 20-6	at Auburn	Sept. 17
1967	AU, 40-6	at Auburn	Sept. 23
1971	AU, 60-7	at Auburn	Sept. 18
1972	AU, 14-7	at Auburn	Sept. 23
1973	AU, 31-0	at Auburn	Sept. 22
1974	AU, 52-0	at Auburn	Sept. 21
1986	AU, 42-14	at Auburn	Sept. 6
1995	AU, 76-10	at Auburn	Sept. 9

at Auburn: AU leads, 19-0
at Neutral Sites: AU leads, 1-0
at Montgomery, AL: AU leads, 1-0

TEXAS (UT leads, 5-3)

Year	Score	Site	Date
1910	UT, 9-0	at Austin	Oct. 29
1911	UT, 18-5	at Austin	Nov. 17
1925	UT, 33-0	at Dallas, TX	Oct. 17
1974	AU, 27-3	at Jacksonville, FL [Gator]	Dec. 30
1983	UT, 20-7	at Auburn	Sept. 17
1984	UT, 35-27	at Austin	Sept. 15
1987	AU, 31-3	at Auburn	Sept. 5
1991	AU, 14-10	at Austin	Sept. 21

at Auburn: Tied, 1-1
at Austin: UT leads, 3-1
at Neutral Sites: Tied, 1-1
at Dallas, TX: UT leads, 1-0
at Jacksonville, FL: AU leads, 1-0

TEXAS A&M (A&M leads, 2-0)

Year	Score	Site	Date
1911	A&M, 16-0	at Dallas, TX	Oct. 21
1985	A&M, 36-16	at Dallas, TX [Cotton]	Jan. 1, '86

at Neutral Sites: A&M leads, 2-0
at Dallas, TX: A&M leads, 2-0

TCU (AU leads, 3-0)

Year	Score	Site	Date
1966	AU, 7-6	at Auburn	Oct. 22
1980	AU, 10-7	at Fort Worth	Sept. 13
1981	AU, 24-16	at Auburn	Sept. 5

at Auburn: AU leads, 2-0
at Fort Worth: AU leads, 1-0

TEXAS TECH (TT leads, 1-0)

Year	Score	Site	Date
1953	TT, 35-13	at Jacksonville, FL [Gator]	Jan. 1, '54

at Neutral Sites: TT leads, 1-0
at Jacksonville, FL: TT leads, 1-0

TULANE (TU leads, 17-13-6)

Year	Score	Site	Date
1902	Tie, 0-0	at New Orleans	Oct. 25
1910	AU, 33-0	at Gulfport, MS	Nov. 12
1921	AU, 14-0	at New Orleans	Nov. 5
1922	AU, 19-0	at Montgomery, AL	Nov. 11
1923	Tie, 6-6	at Montgomery, AL	Nov. 10
1924	TU, 14-6	at Montgomery, AL	Nov. 8
1925	TU, 13-0	at Montgomery, AL	Oct. 31
1926	AU, 2-0	at New Orleans	Oct. 24
1927	Tie, 6-6	at New Orleans	Nov. 5
1928	TU, 13-12	at New Orleans	Nov. 10
1929	TU, 52-0	at New Orleans	Nov. 9
1930	TU, 21-0	at New Orleans	Nov. 8
1931	TU, 27-0	at Montgomery, AL	Nov. 7
1932	AU, 19-7	at New Orleans	Oct. 22
1933	AU, 13-7	at New Orleans	Oct. 28
1934	TU, 13-0	at New Orleans	Oct. 6
1935	AU, 10-0	at New Orleans	Oct. 5
1936	Tie, 0-0	at New Orleans	Oct. 3

1937	Tie, 0-0	at New Orleans	Oct. 4
1938	Tie, 0-0	at New Orleans	Oct. 1
1939	TU, 12-0	at New Orleans	Oct. 7
1940	AU, 20-14	at New Orleans	Oct. 5
1941	TU, 32-0	at New Orleans	Oct. 4
1942	AU, 27-13	at New Orleans	Oct. 3
1944	TU, 16-13	at New Orleans	Oct. 21
1945	AU, 20-14	at New Orleans	Oct. 20
1946	TU, 32-0	at New Orleans	Oct. 19
1947	TU, 40-0	at New Orleans	Oct. 25
1948	TU, 21-6	at New Orleans	Oct. 23
1949	TU, 14-6	at New Orleans	Oct. 22
1950	TU, 28-0	at Auburn	Oct. 28
1951	AU, 21-0	at New Orleans	Oct. 27
1952	TU, 21-6	at Mobile, AL	Oct. 25
1953	AU, 34-7	at Mobile, AL	Oct. 24
1954	AU, 27-0	at Mobile, AL	Oct. 30
1955	TU, 27-13	at New Orleans	Oct. 29

at Auburn: TU leads, 1-0
at New Orleans: TU leads, 12-9-5
at Neutral Sites: Tied, 4-4-1

at Gulfport, MS: AU leads, 1-0
at Mobile, AL: AU leads, 2-0
at Montgomery, AL: TU leads, 3-1-1

VANDERBILT (VU leads, 19-18-1)

Year	Score	Site	Date
1893	AU, 30-10	at Montgomery, AL	Nov. 6
1894	VU, 20-4	at Montgomery, AL	Nov. 4
1895	VU, 9-6	at Nashville	Nov. 9
1901	VU, 41-0	at Montgomery, AL	Nov. 8
1905	VU, 54-0	at Nashville	Nov. 4
1909	VU, 17-0	at Nashville	Oct. 23
1912	Tie, 7-7	at Birmingham, AL	Nov. 23
1913	AU, 13-6	at Birmingham, AL	Nov. 15
1914	AU, 6-0	at Birmingham, AL	Nov. 14
1915	VU, 17-0	at Birmingham, AL	Nov. 13
1916	VU, 20-9	at Birmingham, AL	Nov. 18
1917	AU, 31-7	at Nashville	Nov. 17
1918	VU, 21-0	at Birmingham, AL	Nov. 16
1919	VU, 7-6	at Nashville	Oct. 25
1920	AU, 56-6	at Birmingham, AL	Oct. 23
1924	VU, 13-0	at Nashville	Nov. 1
1925	AU, 10-9	at Birmingham, AL	Nov. 14
1929	VU, 41-2	at Birmingham, AL	Oct. 19
1930	VU, 27-0	at Nashville	Nov. 22
1934	VU, 7-6	at Nashville	Oct. 20
1946	VU, 19-0	at Montgomery, AL	Nov. 2
1947	VU, 28-0	at Nashville	Nov. 1
1948	VU, 47-0	at Montgomery, AL	Oct. 29
1949	VU, 26-7	at Nashville	Oct. 29
1950	VU, 41-0	at Nashville	Sept. 30
1951	AU, 24-14	at Auburn	Sept. 29
1955	VU, 25-13	at Jacksonville, FL [Gator]	Dec. 31

1978: AU, 49-7 at Nashville Oct. 14
1979: AU, 52-35 at Auburn Oct. 13
1986: AU, 31-9 at Nashville Oct. 11
1987: AU, 48-15 at Auburn Oct. 10
1990: AU, 56-6 at Auburn Oct. 13
1991: AU, 24-22 at Nashville Oct. 12
1992: AU, 31-7 at Auburn Oct. 3
1993: AU, 14-10 at Nashville Oct. 2
2000: AU, 33-0 at Auburn Sept. 30
2001: AU, 24-21 at Nashville Sept. 29
2002: AU, 31-6 at Auburn Sept. 14

at Auburn: AU leads, 7-0
at Nashville: VU leads, 10-6
at Neutral Sites: VU leads, 9-5-1
at Birmingham, AL: Tied, 4-4-1
at Jacksonville, FL: VU leads, 1-0
at Montgomery, AL: VU leads, 4-1

VILLANOVA (AU leads, 4-1-2)

Year	Score	Site	Date
1936	Tie, 7-7	at Havana, Cuba [Bacardi]	Jan. 1, '37
1937	Tie, 0-0	at Philadelphia	Oct. 9
1938	VU, 25-12	at Philadelphia	Nov. 5

1939	AU, 10-9	at Birmingham, AL	Nov. 11
1940	AU, 13-10	at Montgomery, AL	Dec. 7
1941	AU, 13-0	at Philadelphia	Nov. 22
1942	AU, 14-6	at Montgomery, AL	Oct. 23

at Philadelphia: Tied, 1-1-1
at Neutral Sites: AU leads, 3-0-1
at Birmingham, AL: AU leads, 1-0
at Havana, Cuba: Tied, 0-0-1
at Montgomery, AL: AU leads, 2-0

VIRGINIA (Tied, 1-1)

Year	Score	Site	Date
1997	AU, 18-7	at Charlottesville	Sept. 4
1998	UV, 19-0	at Auburn	Sept. 3

at Charlottesville: AU leads, 1-0
at Auburn: VU leads, 1-0

VIRGINIA TECH (AU leads, 2-1-1)

Year	Score	Site	Date
1924	Tie, 0-0	at Richmond, VA	Oct. 11
1925	AU, 19-0	at Auburn	Oct. 10
1975	VT, 23-16	at Auburn	Oct. 4
1978	AU, 18-7	at Blacksburg	Sept. 23

at Auburn: Tied, 1-1
at Blacksburg: AU leads, 1-0
at Neutral Sites: Tied, 0-0-1
at Richmond, VA: Tied, 0-0-1

WAKE FOREST (AU leads, 6-2)

Year	Score	Site	Date
1958	AU, 21-7	at Auburn	Nov. 22
1961	AU, 21-7	at Auburn	Nov. 4
1966	AU, 14-6	at Auburn	Oct. 8
1969	AU, 57-0	at Auburn	Sept. 20
1978	AU, 21-7	at Auburn	Oct. 28
1979	WF, 42-38	at Winston-Salem	Oct. 27
1981	WF, 24-21	at Auburn	Sept. 19
1982	AU, 28-10	at Auburn	Sept. 11

at Auburn: AU leads, 6-1
at Winston-Salem: WF leads, 1-0

WASHINGTON & LEE (AU leads, 1-0)

Year	Score	Site	Date
1920	AU, 77-0	at Birmingham, AL	Nov. 13

at Neutral Sites: AU leads, 1-0

WESTERN CAROLINA (

Series Records vs. Div. I Conferences

2003 Auburn Football

Atlantic Coast

Team	Overall	Home	Away	Neutral
Clemson	32-11-2	19-4	10-5-1	3-2-1
Florida State	13-4-1	10-1-1	3-2	0-1
Georgia Tech	47-39-4	10-2	35-34-4	2-3
Maryland	2-1	2-0	—	0-1
North Carolina	2-4	1-2	1-0	0-2
North Carolina State	1-1	1-1	—	—
Virginia	1-1	0-1	1-0	—
TOTALS	98-61-7	43-11-1	50-41-5	5-9-1

Big East

Boston College	1-2	—	0-2	1-0
Miami (Fla.)	7-4	2-1	4-2	1-1
Syracuse	1-1-1	1-0	0-1	0-1
Virginia Tech	2-1-1	1-1	1-0	0-0-1
TOTALS	11-8-2	4-2	5-5	2-1-2

Big Ten

Indiana	1-0	—	—	1-0
Michigan	1-1	—	—	1-1
Michigan State	1-0	—	—	1-0
Ohio State	1-0-1	—	—	1-0-1
Penn State	1-1	—	—	1-1
TOTALS	5-2-1	—	—	5-2-1

Big 12

Baylor	1-2-1	0-2	0-0-1	1-0
Colorado	1-0	—	—	1-0
Kansas	2-0	2-0	—	—
Kansas State	2-0	1-0	1-0	—
Missouri	0-1	—	—	0-1
Nebraska	0-3	0-1	0-1	0-1
Oklahoma	0-1	—	—	0-1
Texas	3-5	1-1	1-3	1-1
Texas A&M	0-2	—	—	0-2
Texas Tech	0-1	—	—	0-1
TOTALS	9-15-1	4-4	2-4-1	3-7

Big West

Idaho	1-0	1-0	—	—
New Mexico State	1-0	1-0	—	—
North Texas	1-0	1-0	—	—
TOTALS	3-0	3-0	—	—

Conference USA

Cincinnati	2-0	2-0	—	—
East Carolina	3-0	3-0	—	—
Houston	5-1	3-0	2-1	—
Louisville	1-0	—	—	1-0
Memphis	0-2	0-1	0-1	—
Southern Miss	16-5	14-4	—	2-1
Tulane	13-17-6	0-1	9-12-5	4-4-1
TOTALS	40-25-6	22-6	11-14-5	7-5-1

Independents

Team	Overall	Home	Away	Neutral
UAB	1-0	1-0	—	—
Army	1-2	—	0-2	1-0
Central Florida	3-0	3-0	—	—
SW Louisiana	4-0	4-0	—	—
TOTALS	9-2	8-0	0-2	1-0

Mid-American

Ball State	1-0	1-0	—	—
Northern Illinois	1-0	1-0	—	—
TOTALS	1-0	1-0	—	—

Mountain West

Wyoming	1-0	1-0	—	—
TOTALS	1-0	1-0	—	—

PAC-10

Arizona	2-1	1-0	0-1	1-0
Oregon State	1-0	—	—	1-0
Southern Cal	1-1	—	0-1	1-0
TOTALS	4-2	1-0	0-2	3-0

Sunbelt

Louisiana-Monroe	4-0	4-0	—	—
------------------	-----	-----	---	---

Western Athletic

Fresno State	1-0	1-0	—	—
Louisiana Tech	9-0-1	9-0-1	—	—
Rice	0-2	—	0-2	—
SMU	0-3	0-1	0-1	0-1
TCU	3-0	2-0	1-0	—
TOTALS	13-5-1	12-1-1	1-3	0-1



Auburn is 5-2-1 all-time against the Big Ten including a 13-9 win over Penn State in the 2003 Capital One Bowl.

Auburn on Television

2003 Auburn Football

Opponent	Score	W-L-T	TV
1954 (1-0)			
Baylor [Gator]	33-13	W	CBS
1955 (0-1)			
Vanderbilt [Gator]	13-25	L	CBS
1958 (1-0)			
Tennessee	13-0	W	NBC
1963 (0-1)			
Nebraska [Orange]	7-13	L	NBC
1964 (0-1)			
Alabama	14-21	L	NBC
1965 (1-1)			
FLORIDA	28-17	W	ABC (R)
Ole Miss [Liberty]	7-13	L	ABC
1966 (0-1)			
Alabama	0-31	L	ABC
1968 (1-0)			
Arizona [Sun]	34-10	W	CBS
1969 (0-3)			
at Tennessee	19-45	L	ABC (R)
at LSU	20-21	L	ABC (R)
Houston [Bluebonnet]	7-36	L	Hughes
1970 (1-1)			
GEORGIA	17-31	L	ABC (R)
Ole Miss [Gator]	35-28	W	NBC
1971 (1-2)			
at Tennessee	10-9	W	ABC (R)
Alabama	7-31	L	ABC
Oklahoma [Sugar]	22-40	L	ABC
1972 (3-0)			
FLORIDA STATE	27-14	W	ABC (R)
GEORGIA	27-10	W	ABC (R)
Colorado [Gator]	24-3	W	ABC
1973 (0-2)			
Alabama	0-35	L	ABC
Missouri [Sun]	17-34	L	CBS
1974 (1-2)			
at Florida	14-25	L	ABC (R)
Alabama	13-17	L	ABC
Texas [Gator]	27-3	W	ABC
1975 (0-2)			
at Georgia	13-28	L	ABC (R)
Alabama	0-28	L	ABC

1976 (1-0)			
Tennessee	38-28	W	ABC (R)
1977 (1-0)			
OLE MISS	21-15	W	ABC (R)
1978 (1-1)			
Tennessee	29-10	W	ABC
GEORGIA TECH	10-24	L	ABC
1981 (0-1)			
Alabama	17-28	L	ABC
1982 (2-0)			
Alabama	23-22	W	ABC
BC [Tangerine]	33-26	W	ESPN
1983 (3-1)			
TEXAS	7-20	L	CBS (R)
at Georgia	13-7	W	ABC (R)
Alabama	23-20	W	ABC
Michigan [Sugar]	9-7	W	ABC
1984 (4-4)			
Miami [Kickoff Classic]	18-20	L	KATZ
at Texas	27-35	L	ESPN
TENNESSEE	29-10	W	ABC
at Ole Miss	17-13	W	WTBS
at Florida	3-24	L	ABC
GEORGIA	21-12	W	ESPN
Alabama	15-17	L	ABC
Arkansas [Liberty]	21-15	W	KATZ
1985 (5-3)			
SW LOUISIANA	49-7	W	WTBS
at Tennessee	20-38	L	ABC
OLE MISS	41-0	W	ESPN
FLORIDA STATE	59-27	W	WTBS
at Georgia Tech	17-14	W	CBS
at Georgia	24-10	W	ABC (R)
Alabama	23-25	L	ABC
Texas A&M [Cotton]	16-36	L	CBS
1986 (6-1)			
TENNESSEE	34-8	W	WTBS
at Vanderbilt	31-9	W	WTBS
at Mississippi State	35-6	W	ESPN
CINCINNATI	52-7	W	ABC (R)
GEORGIA	16-20	L	ESPN
Alabama	21-17	W	ABC
Southern Cal [Citrus]	16-7	W	ABC
1987 (5-1-2)			
TEXAS	31-3	W	ESPN
at Tennessee	20-20	T	WTBS
VANDERBILT	48-15	W	WTBS
FLORIDA	29-6	W	ESPN
FLORIDA STATE	6-34	L	CBS

at Georgia	27-11	W	ESPN
Alabama	10-0	W	CBS
Syracuse [Sugar]	16-16	T	ABC
1988 (5-2)			
KENTUCKY	20-10	W	WTBS
TENNESSEE	38-6	W	CBS
at LSU	6-7	L	ESPN
at Florida	16-0	W	ESPN
GEORGIA	20-10	W	CBS
Alabama	15-10	W	CBS
Florida State [Sugar]	7-13	L	ABC
1989 (6-2)			
at Tennessee	14-21	L	CBS
at Kentucky	24-12	W	TBS
LSU	10-6	W	CBS
at Florida State	14-22	L	ESPN
FLORIDA	10-7	W	ESPN
at Georgia	20-3	W	TBS
ALABAMA	30-20	W	CBS
Ohio St. [Hall of Fame]	31-14	W	NBC
1990 (3-2-1)			
TENNESSEE	26-26	T	ESPN
FLORIDA STATE	20-17	W	ESPN
at Florida	7-48	L	ESPN
GEORGIA	33-10	W	ESPN
Alabama	7-16	L	CBS
Indiana [Peach]	27-23	W	ABC
1991 (1-6)			
at Texas	14-10	W	ESPN
at Tennessee	21-30	L	ESPN
SOUTHERN MISS	9-10	L	TBS
MISSISSIPPI STATE	17-24	L	ABC (R)
FLORIDA	10-31	L	ABC (R)
at Georgia	27-37	L	TBS
Alabama	6-13	L	ESPN
1992 (1-3)			
LSU	30-28	W	JP (R)
at Florida	9-24	L	ABC (R)
GEORGIA	10-14	L	ABC (R)
Alabama	0-17	L	ABC
1994 (6-1-1)			
at Ole Miss	22-17	W	JP (R)
LSU	30-26	W	JP (R)
KENTUCKY	41-14	W	ESPN
at Mississippi State	42-18	W	ABC (R)
at Florida	36-33	W	ABC (R)
ARKANSAS	31-14	W	JP (R)
GEORGIA	23-23	T	ESPN
Alabama	14-21	L	ABC (R)
1995 (2-3)			
FLORIDA	38-49	L	ABC (R)
Arkansas	28-30	L	ESPN
at Georgia	37-31	W	ESPN



Auburn on Television

2003 Auburn Football

ALABAMA 31-27 W ESPN
Penn State [Outback] 14-43 L ESPN

1996 (5-4)

at Ole Miss 45-27 W JP/ESPN2
LSU 15-19 L ESPN
SOUTH CAROLINA 28-24 W CBS (R)
at Mississippi State 49-15 W JP (R)
at Florida 10-51 L CBS (R)
ARKANSAS 28-7 W ESPN2
GEORGIA (4OT) 49-56 L CBS (R)
Alabama 23-24 L ESPN
Army [Independence] 32-29 W ESPN

1997 (8-2)

at Virginia 28-17 W ESPN
OLE MISS 19-9 W JP/ESPN2
at LSU 31-28 W ESPN
at South Carolina 23-6 W JP (R)
FLORIDA 10-24 L CBS
at Arkansas 26-21 W ESPN2
at Georgia 45-34 W ESPN
ALABAMA 18-17 W ESPN
Tennessee [SEC] 29-30 L ABC
Clemson [Peach] 21-17 W ESPN

1998 (1-7)

VIRGINIA 0-19 L ESPN
at Ole Miss 17-0 W FoxSS (R)
LSU 19-31 L ESPN
TENNESSEE 9-17 L CBS
at Mississippi State 21-38 L JP (R)
at Florida 3-24 L CBS
GEORGIA 17-28 L ESPN
at Alabama 17-31 L ESPN

1999 (2-6)

at LSU 41-7 W ESPN
OLE MISS (OT) 17-24 L JP (R)
at Tennessee 0-24 L ESPN
MISS. STATE 16-18 L JP (R)
FLORIDA 14-32 L ESPN
at Arkansas 10-34 L JP (R)

at Georgia 38-21 W ESPN2
ALABAMA 17-28 L ESPN

2000 (5-4)

WYOMING 35-21 W ESPN
at Ole Miss 35-27 W ESPN2
LSU 34-17 W ESPN
at Miss. State 10-17 L CBS (R)
at Florida 7-38 L CBS
GEORGIA (OT) 29-26 W ESPN
at Alabama 9-0 W CBS
Florida [SEC] 6-28 L ABC
Michigan [Citrus] 38-31 L ABC

2001 (4-5)

OLE MISS 27-21 W JP (R)
at Syracuse 14-31 L ESPN
MISS. STATE 16-14 W ESPN2
FLORIDA 23-20 W ESPN
at Arkansas 17-42 L JP (R)
at Georgia 24-21 W CBS
ALABAMA 7-31 L CBS
at LSU 14-27 L ESPN
N. Carolina [Peach] 10-16 L ESPN

2002 (7-4)

at Southern Cal 17-24 L ABC
VANDERBILT 31-6 W JP (R)
at Miss. State 42-14 W ESPN
SYRACUSE (OT) 37-34 W ESPN2
ARKANSAS 17-38 L JP (R)
at Florida (OT) 23-30 L ESPN
LSU 31-7 W JP (R)
at Ole Miss 31-24 W JP (R)
GEORGIA 21-24 L CBS
at Alabama 17-7 W CBS
Penn State 13-9 W ABC
[Capital One]

R-- Regionally Televised

BREAKDOWN OF AUBURN'S TV APPEARANCES

Total TV Games 96-80-4
National Cable 40-24-3
National Network 31-35-1
Regional Network 25-21

Home 43-24-2
Away 31-28-1
Neutral-Site 22-28-1

ABC 21-30-1
CBS 13-16
ESPN 27-22-2
ESPN2 8-0
JP Sports 12-6
Hughes 0-1
KATZ 1-1
NBC 3-2
TBS 9-2-1
Fox Sports South 1-0

TV RECORD BY OPPONENTS

Alabama 10-17
Arizona 1-0
Arkansas 4-4
Army 1-0
Baylor 1-0
Boston College 1-0
Cincinnati 1-0
Colorado 1-0
Florida 6-13
Florida State 3-3
Georgia 13-8-1
Georgia Tech 1-1
Houston 0-1
Indiana 1-0
Kentucky 3-0
LSU 7-5
Miami (Fla.) 0-1
Michigan 1-1
Mississippi State 5-4
Missouri 0-1
Nebraska 0-1
North Carolina 0-1
Ohio State 1-0
Oklahoma 0-1
Ole Miss 11-2
Penn State 1-1
South Carolina 2-0
Southern Cal 1-1
Southern Miss 0-1
SW Louisiana 1-0
Syracuse 1-1-1
Tennessee 8-7-2
Texas 3-2
Texas A&M 0-1
Vanderbilt 3-1
Virginia 1-1
Wyoming 1-0



Did You Know?

Auburn has appeared on t.v. at least eight times in each of the last seven seasons.

All-Time Lettermen

2003 Auburn Football

A

NAME	HOMETOWN	POSITION	YEAR
William Abraham	Jeanette, PA	Halfback	'45
Anthony Abrams	Atlanta, GA	Defensive End	'91
Arnoldo Abreu	Miami, FL	Offensive Tackle	'74 '75 '76
Johnny Adams	Bessemer	Halfback	'53 '54 '55
Thurston Adams	Pineapple	Quarterback	'25 '26 '27 '28
Brian Adcock	Tampa, FL	Center	'95, '96
John Adcock	Birmingham	Tackle	'47 '48 '49
Johnny Adcock	Tampa	Back	'65
Tommie Agee	Maplesville	Fullback	'83 '84 '85 '86
Lamel Ages	Columbus, GA	Cornerback	2001, '02
L.L. Aldridge			'25
Mike Alford	Niceville, FL	Center	'62 '63 '64
Percy Alford	Birmingham	Halfback	'50 '52
Ed Allen	Selma	Halfback	'22 '26
Jacob Allen	Bridgeport, TX	Holder	'99, '00, '01
Ricky Allen	Friendswood, TX	Def. Tackle	'77 '78
John Alley, Jr.	Montgomery		'46
H.A. Allison	Sumter	Halfback	'02 '03 '04
Ken Alvis	Demopolis	Safety	'94
Tony Amason	Dunwoody, GA	Holder	'91
Dominko Anderson	Warner Robins, GA	Safety	'87 '88 '89
Don Anderson	Stone Mountain, GA	Safety	'82 '83
Toby Anderson	Eufaula	Linebacker	'94 '95
Willie Anderson	Whistler	Offensive Tackle	'93 '94 '95
Willis Anderson	Samford, FL	Halfback	'47
H.C. Andress	Beatrice	Guard	'26 '27
Joe Andrews	Montgomery	Back	'29
Will Andrews	Clinton, LA	Linebacker	'96
William Andrews	Thomasville, GA	Fullback	'76 '77 '78
Benny Anthony	Bainbridge, GA	Tight End	'80
Lester Antley	Ebloree, SC	Center	'35 '36 '37
Nick Ardillo	Birmingham	Right Guard	'40 '41
David Ariail	Birmingham	End	'31 '32 '33
Devin Aromashodu	Miami, FL	Wide Receiver	2002
Danny Arnold	Birmingham	Defensive Back	'74 '76 '77
Ted Arnold			'11 '12 '13 '14
Pat Arrington	Rome, GA	Offensive Tackle	'81 '82 '83
Robert Arthur	Birmingham	Tackle	'30
Mark Aston	Columbus, GA	Offensive Tackle	'84
Ace Atkins	Atlanta, GA	Defensive End	'92 '93
Brian Atkins	Birmingham	Wide Receiver	'79 '80
George Atkins	Birmingham	Guard	'52 '53 '54
Ryan Atkins	Lexington, KY	Placekicker	'97, '98
William Atkins	Millport	Fullback	'56 '57



Fred Beasley

Ronaldo Attimy	Spring Valley, NY	Defensive Back	2000, '01
Dowe Aughtman	Brewton	Noseguard	'79 '81 '82 '83
Billy Austin	Columbus, GA	Center	'56 '57
Scott Austin	Birmingham	Def. Tackle	'86 '87
Marcus Autry	Pontotoc, MS	Offensive Guard	'98
Max Autrey	Greenville	Tackle	'44 '47 '48 '49
Pat Autrey	Ft. Deposit	Tight End	'88 '89
Bucky Ayers	Cedartown, GA	Halfback	'65 '66 '67

B

NAME	HOMETOWN	POSITION	YEAR
Ed "Foots" Bauer	Montgomery	Offensive Guard	'49 '50 '51
Torris Babbs	Talladega	Tight End	'92
Will Bacon	Enterprise	Manager	'86 '87 '88 '89
Milton Bagby	Birmingham	Center	'36
Bill Baggett	Empire	Fullback	'60
Jay Bailey	Pensacola, FL	Manager	'84 '85 '86 '87
Karsten Bailey	Newnan, GA	Wide Receiver	'95 '96 '97 '98
Lance Bailey	Birmingham	Trainer	'82 '83 '84 '85
Paul Bailey	Trussville	Trainer	'86 '87 '88
Thomas Bailey	Enterprise	Wide Receiver	'91 '92 '93 '94
Ed Baker	Mobile	Center	'51 '52 '53
Robert Baker	Gainesville, FL	Wide Receiver	'95, '96
Rusty Baker	Anniston	Trainer	'86 '87
Tim Baker	Decatur	Offensive Guard	'55 '56 '57
Derrick Balkcom	Chipley, FL	Offensive Tackle	'95
Billy Ball	Norton, VA	Halfback	'44 '45 '47
Steve Ballard	Sulligent	Manager	'79 '80 '81 '82
Jeremy Banks	Pahokee, FL	Defensive Line	'97 '98
Thomas S. Banks	Birmingham	Guard	'48 '49
Tom Banks	Birmingham	Center	'68 '69
Harold Barker	Turtle Creek, WV	Guard	'44
Breece Barley	Florence	Tackle	'50
Corey Barlow	Atlanta, GA	Cornerback	'88 '89 '90 '91
Reggie Barlow	Albany, GA	Defensive End	'88 '90 '91
Paul Barnes	Enterprise	Manager	'89 '90
Norman Barrington	Birmingham	End	'40 '44
Charles Barnwell	Samford, FL	Fullback	1891 1892
Billy D. Barton	Birmingham	End	'41 '42
Coker Barton	Birmingham	Center	'47 '48 '49
Weems Baskin	Carrollton, GA	Tackle	'26
S.R. Batson	Birmingham	Guard	'05 '06 '07 '08
Lewis Battle	Roanoke	Wide Receiver	'93
Joe W. Baughn	Huntsville	Tackle	'60 '61 '62
Clyde Baumgartner	Birmingham	Quarterback	'74 '75 '76
Fred Baxter	Brundidge	Tight End	'90 '91 '92
Randy Bayles	Monroeville	Split End	'83
Ronnie Baynes	Talladega	Defensive End	'62 '63 '64
Robert Beard	Auburn	Halfback	'64 '65 '66
Paul Bearden	Gadsden	Guard	'45
Dave Beasley	Brentwood, TN	Linebacker	'96, '97 '98, '99
Fred Beasley	Montgomery	Running Back	'94 '95 '96 '97
Jerry Beasley	Montgomery	Cornerback	'77 '78 '79 '80
Terry Beasley	Montgomery	Wide Receiver	'69 '70 '71
Victor Beasley	Adairsville, GA	Strong Safety	'82 '83 '84
Clayton Beauford	Palatka, FL	Split End	'81 '82 '83 '84
J.J. Beaver	Oakman	Guard	'10
Dave Beck	Huntsville	Sideback	'70 '71 '72
Gary Beck	Mobile	Running Back	'75
Doug Bell	Brewton	Defensive Back	'91 '92
Rodney Bellamy	Phenix City	Defensive Tackle	'75 '76 '77 '78
Ronny Bellew	Atalla	Linebacker	'80 '81 '82
Edwin Bennett	Montgomery		'18
Danny Bentley	Oneonta	Linebacker	'69
Duncan Benton	Birmingham		'48 '49
Phillip Benton	Birmingham	Manager	'34
Ken Bernich	Gretna, LA	Linebacker	'72 '73 '74
David Beverly	Sweetwater	Punter	'70 '71 '72
Hugh Bickerstaff	Russell County	Tackle	1894
Paul Bidez	Auburn	Fullback	'12 '13 '14 '15
Eltin Billingslea	Fairfax	Linebacker	'87 '88 '89
Rob Bironas	Goshen, KY	Placekicker	'98
Bob Bishop		Trainer	'76 '77 '78
Luvell Bivins	Alabaster	Defensive Back	'85
Vernon Blackard	Gainesville, TX	Defensive Tackle	'79 '80 '81 '82
Don Blackerby	Bessemer	Fullback	'50

All-Time Lettermen

2003 Auburn Football

Scott Blackmon	Eufaula	Defensive Back	'69 '70
Gill W. Blackshear	Dothan	End	'17
Eddie Blake	Fayetteville, TN	Offensive Guard	'90 '91
Robert F. Blake	Birmingham	Halfback	'34 '36
Larry Blakeney	Gordo	Quarterback	'66 '67 '69
Alec Blankenship	Talladega	Trainer	'84 '85 '86 '87
Dave Blanks	Decatur, GA	Placekicker	'80 '81 '82
Forrest Blue	Tampa, FL	Center	'65 '66 '67
Michael Bodner	McKeesport, PA	Tackle	'65
Frank Bogue	Mobile	Quarterback	'25
Alan Bohler	W. Islap, NY	Tackle	'63 '64
Todd Boland	New Brockton	Center	'91 '92 '93
Alan Bollinger	Montgomery	Punter	'80 '81
Scott Bolton	Theodore	Wide Receiver	'84 '85 '86 '87
Dee Bonderant	Flomaton	Manager	'90 '91
Jim Bonds	Griffin, GA	Manager	'84 '85 '86
Jim Bone	Columbus, GA	Linebacker	'82 '83 '84
Gordy Bonner	Americus, GA	Manager	'83 '84 '85 '86
Jimmy Bonner	Atlanta	Fullback	'61
M.L. Bonner	Lineville	Back	'17
T.H. Bonner	Auburn	Tackle	'18 '19 '20
Dante Booker	Akron, OH	Defensive Tackle	2001, '02
James Bostic	Ft. Lauderdale, FL	Fullback	'91 '92 '93
James Bouchillon	Cedar Bluff	End	'65 '66 '67
Taylor Bourgeois	Brentwood, TN	Offensive Tackle	2002
Brad Bourne	Columbia, MS	Tight End	'97 '98
Alex Bowden	Brundidge	Quarterback	'65
Billy Bowles	Tallassee	Back	'44
William Bowles	Tallassee	Halfback	'44
Vince Bowlin	Grand Bay	Defensive Tackle	'68 '69
M.L. Brackett	Gadsden	Tackle	'53 '54 '55
Scott Brackett	Gadsden	Trainer	'88 '89 '90
Bob Bradley	Ft. Lauderdale, FL	Fullback	'76 '77
Bo Bragg	Rome, GA	Wide Receiver	'76
Albert Brame	Montgomery	Guard	'52 '53 '54
Butch Branch	Gainesville, FL	Center	'68
Robert Branton	Montgomery	Manager	'88
Bill Braswell	Birmingham	Tackle	'64 '65 '66
Bill Braswell	Eufaula	Tackle	'64 '65 '66
Don Braswell	Albany, GA	Offensive Guard	'57 '58
Donald Brause	New Britain, CT	Tackle	'46
Jayson Bray	LaGrange, GA	Defensive Back	'95 '96 '97 '98
Terry Brennan	Homestead, FL	Wide Receiver	'66 '67 '68
Alvin Bresler	Birmingham	Wingback	'69 '70
Ralph G. Brice	Charlotte, NC	Center	'23 '24
Alvin Briggs	Greenville	Cornerback	'83 '84 '86 '87
Robert Briggs	Leonia, NJ	Halfback	'49
Brian Brinsfield	Fairhope	Snapper	'91 '92 '93 '94
Dwight Brisendine	Ft. Payne	Quarterback	'68
Don Bristow	Walter	Defensive Tackle	'69 '70 '71
James Brooks	Warner Robbins, GA	Running Back	'77 '78 '79 '80
Jim Brooks	Altoona	Guard	'49
Kelly Brooks	Tenille, GA	Fullback	'89 '90 '91 '92
Ryan Broome	Marietta, GA	Offensive Tackle	2001, '02
Lott Broune		Manager	'69 '70
Allan Brown	Mobile	Safety	'96
Anthony Brown	Montgomery	Offensive Tackle	'88 '89
Bob Brown	Savannah, GA	Defensive End	'69 '70 '71
J.V. Brown	Georgia	Guard	1892, '93, '94
L.Cleve Brown	Montgomery	Center	'34 '35
Mark Brown	Germantown, TN	Linebacker	'99, '00, '01, '02
R.C. Brown	Ensley	Halfback	'20
Ronnie Brown	Cartersville, GA	Tailback	2001, '02
Steve Brown	Bellevue, NE	Linebacker	'87 '88 '89
Teapot Brown	Dothan	Fullback	'88 '89 '90 '91
Tom F. Brown	Montgomery	Fullback	'30 '31 '32
Aundray Bruce	Montgomery	Linebacker	'84 '85 '86 '87
Billy Bruce	Cartersville, GA	Tight End	'74
Guy Bruce	Bessemer	Center	'50 '51 '52
Jimmy Brumbaugh	Keystone Heights, FL	Nose Tackle	'95 '96 '97, '99
James Bryan	Tehachapi, CA	Fullback	'93
Tom Bryan	Hartford	Fullback	'64 '65 '66
Philip Bryant		Manager	'73, '74, '75
Chester Bulger	Rumford, ME	Guard	'38 '39 '40
E.W. Bullard	Calhoun County	Halfback	1897 1898
John Bullock	Montgomery	Fullback	'18 '19 '20
Bill Burbank	Birmingham	Quarterback	'55
Jeff Burchfield	Oak Grove	Trainer	'85 '86 '87 '88
Ron Burchfield	Birmingham	Snapper	'89 '90
Oscar W. Burford	Columbus, GA	End	'36 '37 '38

Jeff Burger	Cedartown, GA	Quarterback	'84 '85 '86 '87
Bill Burgess	Birmingham	Fullback	'62
Michael Burks	Kenner, LA	Tailback	'98
Jackie Burkett	Ft. Walton Beach, FL	Center	'57 '58 '59
Ken Burks	Birmingham	Fullback	'73 '74 '75
Bob Burns	Lineville	Fullback	'51 '52
G.O. Burns	Florence	End	'16
Herman W. Burns	Greensboro	Guard	'64 '65 '66
Howard Burns	Birmingham	Center	'39
James Burns	Greensboro	Guard	'45 '48
W. Merritt Burns	Selma	End	'26 '27
Robert V. Burns	Birmingham	Fullback	'38
Wayne Burns	Greensboro	Offensive Guard	'38
Mike Burrow	Birmingham	Offensive Tackle	'76 '77 '78
Jimmy Burson	LaGrange, GA	Halfback	'60 '61 '62
Myron Burton	Columbus, GA	Defensive End	'93
Joe B. Burt	Irondale	Guard	'28 '29 '30
J.D. Bush	Mobile	Guard	'29 '30 '31
T.G. Bush	Calhoun County	Quarterback	1898
Bob Butler	Atlanta, GA	Offensive Tackle	'77
Chris Butler	Hoover, AL	Tailback	2001, '02
Ed Butler	Atlanta, GA	Tight End	'72 '73 '74 '75
Rufus W. Butler	Opelika	Guard	1898 1899 '04
Bruce Bylsma	Montgomery	Defensive End	'69 '70 '71
Wayne Bylsma	Opelika	Linebacker	'88 '89 '90
Dustin Byrd	Enterprise	Wide Receiver	'98
Rusty Byrd	Bay Minette	Split End	'76 '77 '78 '79
L.E. Byrum	North Carolina	Tackle	1896

C

NAME	HOMETOWN	POSITION	YEAR
Jack Cahoon	Gadsden	Guard	'44 '45
Hamlin Caldwell	Scottsboro	Offensive Tackle	'72 '73 '74
Dennis Calhoun	Columbus, GA	Center	'51 '52
Mark Callahan	Fairhope	Offensive Guard	'77 '79
Porter Callahan	Cullman	Fullback	'27 '28 '29
James Callaway, Jr.	Birmingham		'39
James Callier	Miami, FL	Linebacker	'98, '99, '00, '01
Mitre Cameau		Trainer	'89 '90
Knox Camp	Talladega	End	'03
Marcus Camp	Lithonia, GA	Linebacker	'95 '96
N.G. Camp	Senick, GA	End	'21
B.G. Campbell	Pensacola, FL	End	'24
Collis Campbell	Florence	Tailback	'83 '84 '86
David Campbell	Sumiton	Defensive Tackle	'67 '68 '69
Jason Campbell	Taylorsville, MS	Quarterback	2001, '02
Joe Campbell	Pascagoula, MS	Quarterback	'64 '65 '66
Mike Campbell	Tampa, FL	Defensive Tackle	'89 '90
Randy Campbell	Hartselle	Quarterback	'81 '82 '83
Robert Campbell	Whitfield	Center	'14 '15
William N. Campbell	Jacksonville, FL	Quarterback	'65 '66
Larry Cannon	Clinton, TN	Offensive Tackle	'80
Robert Cannon	Gadsden	Tackle	'45 '46 '47 '48
Sandy Cannon	Dothan	Wide Receiver	'71 '72
G.W. Cantrell	Lanett	Halfback	'37 '39
A.G. Canzoneri	Bessemer	End	'42 '43
Sean Carder	Marietta, GA	Wide Receiver	'93
David Carmicheal	Oak Grove	Trainer	'88 '89 '90
Lee Carpenter	Childersburg	Defensive Back	'72 '73
Gregg Carr	Birmingham	Linebacker	'81 '82 '83 '84
Russ Carreker	Americus, GA	Linebacker	'84 '85 '86
Tommy Carroll	Dunwoody, GA	Split End	'81 '82 '83
Leonardo Carson	Mobile	Defensive End	'96 '97 '98, '99
Demontray Carter	Pensacola, FL	Tailback	'97 '98
H.J. Carter	Blountsville	Tackle	'26 '27 '28
J.E. Carter	Blountsville	Guard	'27
Jimmy Carter	Cedartown, GA	Halfback	'65 '66 '67
John Carter	Birmingham	Guard	'21
Loran Carter	Dalton, GA	Quarterback	'66 '67 '68
Tim Carter	St. Petersburg, FL	Wide Receiver	'98, '99, '00, '01
Duncan Caselberry	Gadsden	Linebacker	'90 '91
Herbert Casey	Foley	Wide Receiver	'89 '90 '91
Jay Casey	Bessemer	Offensive Guard	'70 '71 '72
Larry Casher	Prichard	Cornerback	'97 '98, '99, '00
Coley Cassidy	Statesboro, GA	Quarterback	'60
Eugene Castellow	Columbus		'44

All-Time Lettermen

2003 Auburn Football

Jep Castleberry	Forsyth, GA	Defensive Back	'78
Tim Castro	Wetumpka	Offense Tackle	'98, '99, '00
E.L. Caton	River Falls	Fullback	'09 '10 '11
Noah Caton	River Falls	Center	'20 '21
Jeff Catullo	Marlton, NJ	Offensive Tackle	'89 '90 '91
Nat Ceasar	Valdosta, GA	Defensive Back	'82 '83 '84
Ray Chadwick	Valley Head	Guard	'66 '67
Johnnie Chalkley	Americus, GA	Right Tackle	'40 '41
Andrew Chambers	Media, PA	Placekicker	'98
Roderick Chambers	Eufaula	Linebacker	'97 '98, '99, '00
W.H. Chambless	Montgomery	End	'31 '32 '33
Mac Champion	Haneyville	Quarterback	'57
Walter Chandler	Columbus, GA	Guard	'38 '39
Howard Chappelle	Birmingham	End	'29
Rick Chastain	Atlanta	Linebacker	'70 '71
L.A. Chateau	New Orleans, LA	Right Tackle	'42
Lloyd Cheatham	Jasper	Quarterback	'40 '41
Carlo Cheattom	Sheffield	Safety	'85 '86 '87 '88
Richard Cheek	Panama City, FL	Offensive Tackle	'67 '68 '69
Johnny Cheeks	Flowers Branch, GA	Cornerback	'79 '80 '81 '82
Rich Chenault	Decatur	Offensive Guard	'76 '77
Pedro Chery	Windsor, NC	Wide Receiver	'89 '90
Chet Chessher	DeFuniak Spgs., FL	Fullback	'77 '78 '79
George Chessher	Niceville, FL	Tight End	'77 '78 '79
Joe Childress	Robertsdale	Fullback	'53 '54 '55
Abb Chrietzburg	Auburn	Center	'38 '39 '40
Wm. D. Chrietzburg	Auburn	Center	'31 '32 '33
Steve Christenberry	Bay Minette	Defensive Back	'83
Tim Christian	Covington, GA	Wingback	'66 '67 '68
Wallace Christian	Covington, GA	Manager	'72 '73 '74
Foster Christy	Huntsville	Tight End	'76 '77 '78 '79
Chuck Clanton	Pensacola, FL	Cornerback	'80 '81 '82
G.W. Clapp	Hanceville	Offensive Guard	'58 '59 '61
Wallace Clark	Trion, GA	Fullback	'68 '69 '70
Sean Clarke	Birmingham	Free Safety	'93
Berney S. Clay	Montgomery	Fullback	'11
Bill Clay	Auburn	Manager	'73, '74, '75, '76
Aubrey Clayton	Collierville, TN	Quarterback	'41 '42
Mark Clement	Phenix City	Center	'77 '78 '79
Hal Clemmer	Birmingham	Linebacker	'87 '88 '89
Jimmy Clemmer	Birmingham	Safety	'87 '88
Rob Cleveland		Manager	'92
William Clifton	Opelika	Offensive Tackle	'98, '99
Chester Cline	Attalla	Guard	'48 '49
James Cline	LaGrange, GA	Guard	'51
Greg Cloutier	Gulfport, MS	Trainer	'88
Daniel Cobb	Marietta, GA	Quarterback	2000, '01, '02
David Cobb	Auburn	Manager	'86
John Cochran	Crossville	Linebacker	'63 '64 '65
Leon Cochran	Birmingham	Quarterback	'45 '46 '47
Bill Cody	Orlando, FL	Linebacker	'63 '64 '65
Thomas Coffey	Leighton	Running Back	'80
Homer Cogdell	Bullock County	Fullback	'08 '09 '10 '11
Lewis Colbert	Phenix City	Punter	'82 '83 '84 '85
T.W. Coleman	Anniston		'21
Jere Colley	Troy	Tight End	'70
Dennis Collier	Sheffield	Free Safety	'80 '81 '82
Meiko Collier	Cordele, GA	Quarterback	'98
Charles Collins	Smyrna, GA	Tackle	'65 '66 '67
Kyle Collins	Gadsden	Halfback	'83 '84 '85
Michael Comeau	Rome, GA	Trainer	'89 '90 '91
Hubert Comer	Ft. Walton, FL	Defensive End	'66
Jason Cook	Birmingham	Defensive Back	'98
Jimmy Cook	College Park, GA	Quarterback	'55 '56
William Cook	Birmingham		'46
Jon Cooley	Sarasota, FL	Quarterback	'94, '95, '96
Markelth Cooper	Miami, FL	Running Back	'96 '97 '98, '99
Reges Coptsiias	Americus, GA	Halfback	'52
Ray Corhen	Albany, GA	Linebacker	'84 '85
William Cornelius	Jasper	Left Guard	'41 '42
Mark Corr	Selma	Manager	'36
Adolph Cosby	Athens	Fullback	'79 '81
James Cosper	Blountsville	Quarterback	'27
Vic Costellos	Birmingham	Right Guard	'41 '42
Yann Cowart	Gallion	Offensive Guard	'83 '84 '85 '86
Dameyune Craig	Prichard	Quarterback	'94 '95 '96 '97
Kurt Crain	Birmingham	Linebacker	'86 '87
John Crane	Stuart, FL	Center	'77
T.R. Crane	Birmingham	Quarterback	'23 '25
Darrel Crawford	Montrose	Linebacker	'88 '89 '90 '91

J.B. Crawford	Rockmart, GA	Halfback	'27 '28 '29
Mac Crawford	High Springs, FL	Fullback	'68 '69
Rodney Crayton	Dadeville	Cornerback	'96 '98, '99, '00
Chip Creel	Atlanta, GA	Offensive Tackle	'80
Homer Creel	Haig	Quarterback	'23
Jackie Creel	Dothan	Halfback	'51
John Creel	Morris	Back	'17 '18 '19 '20
Theodore Cremer	Birmingham	Left End	'40
Joe Cribbs	Sulligent	Running Back	'76 '77 '78 '79
Francis Crimmins	Falls Church, VA	Left Tackle	'40 '41
Monreko Crittenden	Montgomery, AL	Offensive Line	2000, '01, '02
John Crolla	Chicago, IL	Center	'49 '50 '51
Tim Cromartie	Tallahassee, FL	Defensive Tackle	'89 '90 '91 '92
Kelsey Crook	Chatchee	Defensive Back	'93 '94
Terrence Crowder	Carrollton, GA	Linebacker	'95 '96 '97
Juan Crum	Mobile	Offensive Guard	'91 '92
S.R. Cruse	Huntsville	Tackle	'10 '11
Cole Cubelic	Birmingham	Center	'97 '98, '99, '00
C.W. Culpepper	Wadley	Guard	'12 '13 '14
Kevin Cummings	Opelika	Offensive Tackle	'95
Bill Cunningham	Carbon Hill	Safety	'75 '76
Jeff Cunningham	Eastaboga	Fullback	'80
Karekin Cunningham	Peachtree City, GA	Linebacker	'90 '91 '92
R.E. Cunningham	Summerville	Tackle	'26
Mark Currier	Oneonta	Tailback	'67 '68 '69
DeMarcus Curry	Columbus, GA	Offensive Tackle	'95 '96 '97 '98
John Paul Crane	Birmingham	Halfback	'77

D

NAME	HOMETOWN	POSITION	YEAR
Frank D'Agostino	Philadelphia, PA	Tackle	'53 '54 '55
Bobby Daffin	Prichard	Outside Linebacker	'94 '95 '96 '97
John Dailey	Birmingham	Defensive End	'82 '83 '84
Terry Daniel	Valley	Punter	'92 '93 '94
Ronney Daniels	Lake Wales, FL	Wide Receiver	'99, '00
Silas Daniels	Jacksonville, FL	Wide Receiver	2001, '02
Ernest Danjean	New Orleans, LA	Offensive Guard	'53 '54 '55
Stacy Danley	Winston, GA	Tailback	'87 '88 '89 '90
Karlos Dansby	Birmingham	Linebacker	2001, '02
M.V. Davidson	Montgomery	Quarterback	'29 '30 '31
Sean Davidson	Athens	Wide Receiver	'92 '93
W.M. Davidson, Jr.	Montgomery	Manager	'59 '60 '61
Bobby Davis	Huntsville	Linebacker	'59 '60 '61
Clay Davis	Montgomery	Kicker	'90
George Davis	Corinth, MS	Halfback	'49 '50
Jason Davis	Oneonta	Tight End	'92
Joe Davis	Auburn	Kicker	'51 '52 '53
John E. Davis	Oak Grove	Fullback	'08 '09 '10 '11
John E. Davis, Jr.	Birmingham	Quarterback	'37 '38
John Elliot Davis	Birmingham	Quarterback	'23
Mike Davis	Mobile	Offensive Guard	'64 '65 '66
Rhett Davis	Auburn	Split End	'72 '73
Robert Davis	Scottsboro	Running Back	'59 '60 '61
S. Joe Davis		Halfback	
Stephen Davis	Spartanburg, SC	Running Back	'93 '94 '95
Steve Davis	Dadeville	Safety	'96 '97
Tim Davis	Knoxville, TN	Wide Receiver	'80
William H. Davis	Wetumpka	Halfback	'01
George Davison	Marietta	Wingback	'67
Rufus Deal	Tuscaloosa	Fullback	'40
Mike Dean	Bessemer	Manager	'90 '91 '92
Ross Dean	Auburn	Back	'35
Larkin Deason	Sprott	Offensive Guard	'98, '00
Henry DeBardeleben	Auburn	Guard	1892
Rusty Deen	Thomaston, GA	Defensive End	'72 '73 '74
Sam Dejametie	Selma	Running Back	'80
Al Del Greco	Key Biscayne, FL	Placekicker	'80 '81 '82 '83
Phillip Dembowski	Miami, FL	Defensive Tackle	'83
Jep Dennis	Auburn	Manager	'51
John Denson	Chambers County		'05
Neal Dettmering	Fayetteville, GA	Defensive End	'68 '69 '70
Matt DeValk	Daphne	Tight End	'93
Lorenzo Diamond	Biloxi, MS	Tight End	'99, '00, '01, '02
Dan Dickerson	Birmingham	Defensive Tackle	'79 '80 '81
George Dickey	Crenshaw	Guard	1897
Wayne Dickens	Noseguard	Noseguard	2002

All-Time Lettermen

2003 Auburn Football



Charles Dorsey

Billy Edge	Jasper	Guard	'62 '63 '64
Harvey Edge	Buffalo		'22
Dave Edwards	Abbeville	Tight End	'59 '60 '61
Mike Edwards	Bradenton, FL	Split End	'80 '81 '82
Tom Edwards	Birmingham	End	'50
Ben Efrid	Birmingham	Wide Receiver	'93
George Egge	Montgomery	End	'29 '30 '31
P.M. Eichelberger	Montgomery	Tackle	1894 '02
Scott Elam	Birmingham	Fullback	'69 '70 '71
Robert Elia	Ozark	Wide Receiver	'87
Ben Elliott	Poplarville, MS	Offensive Guard	'96 '97
Jerry Elliott	Birmingham	Defensive End	'51 '54 '55 '56
George Ellis	Marvel	End	'25 '26 '27
Larry Ellis	Mobile	Fullback	'66 '67 '68
Tellie Embery	Sylacauga	Fullback	'97 '98, '99
Paul Entrekin	Decatur	Manager	'75
Harry Esslinger	Memphis, TN	End	'07 '08 '09
M.S. Esslinger	Ozark		'12 '13 '14
Alonzo Etheridge	Selma	Defensive End	'91 '92 '93 '94
Scott Etheridge	Excel	Kicker	'89 '90 '92 '93
Alan Evans	Enterprise	Tailback	'83
Bill Evans	Montgomery	Defensive Tackle	'73 '74 '75 '76
Bruce Evans	Birmingham	Split Back	'72 '73 '74
Dan Evans	L'dale Lakes, FL	Defensive Back	'95 '96
Heath Evans	W. Palm Bch., FL	Running Back	'98, '99, '00
Brad Everett	Alabaster	Offensive Line	'77 '78 '79 '80

Chris Dickinson	Vestavia Hills	Punter	'88 '89 '90
Frank Dickson	Dalton, GA	Defensive Tackle	'70 '71
Tyronne Dillard	Riverdale, GA	Tight End	'94 '95 '96 '97
John Dobbs	Jacksonville, FL	Free Safety	'86
Joe Dolan	Cedartown, GA	Quarterback	'59 '60
William F. Donahue	Oneonta	Halfback	'17 '18
Duke Donaldson	Cairo, GA	Wide Receiver	'85 '86 '87 '88
John Dooley	Fort Sill, OK	Noseguard	'86
Vince Dooley	Mobile	Quarterback	'51 '52 '53
Mark Dorminey	Miami, FL	Free Safety	'80 '81 '82
Derrick Dorn	Daleville	Tight End	'92 '93
Charles Dorsey	Ft. Lauderdale, FL	Nose Tackle	'95 '96 '97 '98
Gary Dorsey	Dora	Wide Receiver	'87, '88
Andrew S. Douglass		Center	'47
Rick Dover	Athens, GA	Tight End	'76 '77 '78
Mitch Downey	Birmingham	Wingback	'74
Don Downs	Birmingham	Defensive End	'60 '61 '62
Robert Downs	Milton, FL	Manager	'88
Kwesi Drake	Marrero, LA	Defensive Tackle	'01
Tim Drinkard	Linden	Cornerback	'81 '82
Lewis Drumheller	Camp Springs, MD	Flanker	'76
Fred Duart	Jamaica, NY	End	'47 '49 '50
Ed Dubose	Mobile	Fullback	'78
R.J. Ducote	Mobile	Guard	'16 '17
Alex Dudchock	Birmingham	Defensive Tackle	'83 '84 '85
Robert Duke	Mobile	Halfback	'52 '53
Brian Dulaney	Rome	Safety	'83
Ed Duncan	Birmingham	Guard	'51 '52 '53
T.J. Dunigan	Coffeeville	Center	'96 '97
Jeff Dunlap	Pearson, GA	Defensive Line	'97 '98, '99
Gary Dunn	Nashville, NC	Defensive Tackle	'88
Stacy Dunn	Huntsville	Offensive Guard	'86 '87 '88
Sterling Dupree	Sylvester, GA	Fullback	'31 '32 '33
Harold B. Dupuy	Birmingham	Guard	'44 '45
Dee Durham	Atlanta, GA	Cornerback	2002
Damon Duval	Chattanooga, TN	Punter/Kicker	'99, '00, '01, '02
Ed Dyas	Mobile	Fullback/Kicker	'58 '59 '60

E

NAME	HOMETOWN	POSITION	YEAR
J.M Earnest	Auburn	Guard	'26
Joel Eaves	Atlanta	End	'34 '35 '36
Lamar Nolan Echols	Atlanta	End	'58 '59
Bret Eddins	Montgomery	Defensive End	2001, '02
Jo Jo Eddins	Gadsden	Left Tackle	'73 '74 '75
Liston Eddins	Bratt, FL	Defensive End	'73 '74 '75

F

NAME	HOMETOWN	POSITION	YEAR
Arnold Fagen	St. Augustine, FL	Tackle	'47 '48 '49
Getty Fairchild	Anniston	Center	'38 '39
Andy Farquahar		Manager	'72 '73 '74
W.G. Farrior	Letohatchee	Offensive Guard	'72 '73 '74
Teedie Faulk	Selma	Left End	'46
A.H. Feagin	Montgomery	Halfback	1898 1899 '00
C.E. Feagin		Fullback	'01
Joel D. Feagin	Union Springs		'20
William Feagin	Barbour County		1892 1893
James Fenton	Lakeland, FL	Center	'35 '36 '37
William Fenton	Lakeland, FL	End	1892 1893
Sonny Ferguson	Birmingham	Linebacker	'67 '68 '69
J.F. Ferrell	Birmingham	Guard	'41 '42
Justin Fetsko	Pensacola, FL	Wide Receiver	2000, '01, '02
Haven Fields	Miami, FL	Linebacker	'96 '97 '98, '99
Allan Finlayson	Monroeville	Manager	'77 - '81
Charlie Finney	Buffalo	Halfback	'41 '42
M.F. Fisher	LaGrange, GA	Halfback	'26
Jason Fitzgerald	Dayton, TN	Snapper	'91
Mike Fitzhugh	Mobile	Linebacker	'69 '70
Bob Fleming	Mobile	Fullback	'76 '78
Carl Fletcher	Atlanta, GA	End	'46
Chuck Fletcher	Bay Minette	Offensive Tackle	'46
Dickie Flourney	Salem	Halfback	'48 '49 '50
Josiah Flourney	Georgia	Halfback	'03 '04
Eric Floyd	Rome, GA	Offensive Tackle	'84 '85 '86
Mike Flynn	Miami, FL	Linebacker	'71 '73 '74
R.V. Ford	Hartford	Tackle	'21 '22 '23
Bobby Foret	New Orleans, LA	End	'60 '61
Teddy Foret	New Orleans, LA	Tackle	'57 '58 '59
Manoso Foston	Tuskegee	Fullback	'97
Joe Fountain	Hueytown	Trainer	'88 '89
Julian Fowler	Pell City	Quarterback	'39
Humphrey Foy	Eufaula	Tackle	'04 '05 '06
Robert Foy	Barbour County	End	1891, '92, '93
T.M. Francis	Ohatchee	Back	'09 '10 '11
Byron Franklin	Sheffield	Wide Receiver	'77 '78 '79 '80
John Franklin	Graceville, FL	OL/Tight End	'93 '94 '95
Joe Frazier	Montgomery	Tailback	'91 '92 '93 '94
Wayne Frazier	Evergreen	Center	'59 '60 '61
Connie Frederick	Montgomery	Wingback	'67 '68 '69
Tucker Frederickson	Hollywood, FL	Halfback	'62 '63 '64
Anthony Freeman	LaGrange, GA	Manager	'84 - '88
Rick Freeman	Auburn	Defensive Back	'51 '52 '53 '54
Robert Freeman	Decatur	Quarterback	'51 '52 '53 '54
Nate French	Moultrie, GA	Offensive Guard	'01
Richard French	Roanoke	Trainer	'83 '84 '85 '86

All-Time Lettermen

2003 Auburn Football

Roland Fricke	Guntersville	Guard	'15 '16
Joe Friddle	Birmingham	Manager	'68 '69
RaShan Frost	Ft. Washington, MD	Defensive Tackle	'99
Danny Fulford	Hartford	Offensive Guard	'64 '65
Robert Fulghum	Bolivar, TN	Halfback	'65 '66 '67
Andy Fuller	Huntsville	Tight End	'92 '93 '94 '95
Franklin D. Fuller	Eaton, GA	Split Back	'63 '65
Mike Fuller	Mobile	Safety	'72 '73 '74
Rusty Fuller	Birmingham	Fullback	'72 '73
Terry Fuller	Mobile	Defensive Back	'75 '76
James Fullington	Birmingham	Halfback	'52
Brent Fullwood	St. Cloud, FL	Tailback	'83 '84 '85 '86
Floyd Fulmer	Jacksonville, FL	Guard	'46 '47

Russell Grant	Dothan	End	'30 '31 '32
Derrick Graves	Holt	Linebacker	2001, '02
Chris Gray	Birmingham	Offensive Tackle	'89 '90 '91 '92
Jeff Gray	Atlanta, GA	Cornerback	'76 '77 '78
Deandre Green	Prichard, AL	Wide Receiver	2000, '01
H.L. Green	Pensacola, FL	Halfback	'28
Johnny Green	Birmingham	Defensive Back	'79 '80
Keith Green	Rome, GA	Free Safety	'68 '69 '70
Carson Greene	Ozark	Fullback	'23 '24 '25
Kevin Greene	Anniston	Defensive End	'83 '84
Bobby Griffin	Union Springs	Tackle	'51
Doc Griffith	Hokes Bluff, AR	Halfback	'62 '63 '64
Louie Grimes	Opp	Manager	'83 '84 '85 '86
Clarence Grimmert	Birmingham	Left End	'41 '42
Bill Grisham	Huntsville	Tight End	'20 '24
W.P. Grisham	Athens	Guard	'78 '79 '80
Tommy Groat	Ft. Payne	End	'66 '67
Mike Groover	Dixie, GA		'60
Andy Gross	Elizabeth, NJ	Offensive Guard	'64 '65 '66
Gabe Gross	Dothan	Quarterback	'98
George Gross	Elizabeth, NJ	Offensive Tackle	'60 '61 '62
Lee Gross	Montgomery	Center	'72 '73 '74
Charles Grubb	Auburn	Halfback	'44 '45 '46 '47
Jerry Gullede	Mobile	Guard	'59 '60 '61
Scott Gurosky	Vestavia Hills	Quarterback	'88
Richard Guthrie	Union Springs	Tackle	'61
Terry Gwin	Jefferson County	Tackle	1899
W.H. Gwin	Cohort	Center	'00

G

NAME	HOMETOWN	POSITION	YEAR
Fred Gafford	Montgomery	Fullback	'48
Monk Gafford	Montgomery	Halfback	'40 '41 '42
Kerry Gaines		Trainer	'80 '81 '82 '83
Robin Gaines		Trainer	'76 '77 '78 '79
Trey Gainous	Cairo, GA	Split End	'83 '84 '85 '86
Eric Gaither			'61 '62
Sam Galloway	Hendersonville, NC	Center	'61
Travis Galloway	Lakeland, FL	Center	'88 '89 '90
Wayne Gandy	Haines City, FL	Offensive Tackle	'90 '91 '92 '93
Frank Gantt	Lavonia, GA	Guard	'34 '35 '36
Nathan Gardner	Leeds	Linebacker	1997
Phil Gargis	Leighton	Quarterback	'74 '75 '76
Peter Garland	Jones	Halfback	'21 '22
L.C. Garner	Bessemer	End	'44
Rodney Garner	Leeds	Noseguard	'84 '87 '88
Tim Garner	Opelika	Linebacker	'88, '89
Charlie Garnham	Atlanta, GA	Offensive Guard	'80 '81
Pasco Garramore	Hazleton, PA	End	'45
Mike Gates	Birmingham	Wingback	'72 '73 '74
Frank Gatski	Grant Town, WV	Center	'45
Carl Gaum	Ensley		'08
James G. Gauntt	Chattanooga, TN	Guard	'06 '08
A.J. Gendusa	New Orleans, LA	Back	'42
Kevin Gentle	Guntersville	Kicker	'95 '96 '97
Thery George	Seale	Punter	'91 '92
John Gibbons	Mobile	Offensive Line	'80
Charles Gibson	LaGrange	Quarterback	'21 '22
U.F. Gibson	Lineville	End	'17
Winkey Giddens	Childersburg	Tackle	'60 '61 '62
Allen Giffin	Gainesville, FL	End	'66 '67 '68
Brent Gilbert	Dothan	Offensive Guard	'86
Walter Gilbert	Fairfield	Center	'34 '35 '36
Phillip Gilchrist	Auburn	Back	'35
Phillip P. Gilchrist	Mobile	Defensive Back	'35
Fred Gilliam	Chattanooga, TN	Guard	'35 '37
Robert Gilliam		Halfback	'48
Jeff Gilligan	Perk, IL	Split End	'75
Chad Gilliland		Trainer	'90 '91
Ronald C. Gilliland		Trainer	'90 '91
Greg Gillis	Brewton	Specialist	'74
Ted Gilreath	Chattanooga, TN	Manager	'57, '58, '59
William Gilreath	Montgomery, AL	Manager	'83
Mitch Gilstrap	Marietta, GA	Center	'80
Roshard Gilyard	Jacksonville, FL	Safety	2000, '01, '02
Donnie Givens	Montgomery	Noseguard	'77 '78
Charlie Glenn	Chattanooga, TN	Offensive Tackle	'66 '67
Mike Glisson	Columbus, GA	Offensive Guard	'88
Ludwig Goetz	Ridgefield, NJ	Offensive Tackle	'59
Robert Goff	Bradenton, FL	Defensive Tackle	'86 '87
Bobby Golden	Decatur	Halfback	'49 '50 '51
Tyrone Goodson	Brooksville, FL	Wide Receiver	'94 '95 '96 '97
John Goodwin	Albertville	Tackle	'15 '16
Jerry Gordon	Chattanooga, TN	Offensive Tackle	'67 '68
Willie Gosha	Ft. Walton, FL	Wide Receiver	'93 '94 '95 '96
Thomas Gossom	Birmingham	Split End	'72 '73 '74
Steve Goula	Mobile, AL	Offensive Line	'00, '01
Ed Graham	Bayou La Batre	Tailback	'82 '83 '84
John Granger	Bessemer	Halfback	'25
W.G. Granger	Bessemer	Fullback	'27 '28 '29
Bob Grant	Mobile	Manager	'69 '70 '71

H

NAME	HOMETOWN	POSITION	YEAR
Bill Haas	Birmingham	Offensive Guard	'60 '61
Larry K. Hagan	Bradley, FL	Offensive Tackle	'67
M.H. Hagood, Jr.	Brewton	Fullback	'24
Cordova Hall	Columbus, GA	Tailback	'98
Hank Hall	Miami, FL	Halfback	'65 '66 '67
Jim Hall	Haddon Fields, NJ	End	'55 '56 '57
Phillip Hall	Birmingham	Offensive Line	'78 '79 '80
Victor Hall	Anniston	Tight End	'89 '90 '91
Warren Hall	Hamilton	Manager	'85 '86 '87
Harold Hallman	Macon, GA	Defensive End	'83 '84 '85
Harold Ham	Montezuma, GA	Defensive End	'67 '68
Frank Hamm	Florence	End	'38
Hal Hamrick	Douglasville, GA	Offensive Tackle	'68 '69 '70
Jeremy Hand	Auburn	Wide Receiver	'95 '96 '97
Sam Hanks	Evergreen	Tackle	'50 '51 '52
Carl Happer	Homewood	Halfback	'38 '39 '40
Jonathan Haralson		Halfback	1898
Rick Harbuck	Birmingham	Fullback	'74 '75
Alan Hardin	Birmingham	Defensive Back	'76 '77 '78
Carl Hardy	Myrtle Beach, SC	Halfback	'65 '66
Henry Hardy	Birmingham	Manager	'73, '74, '75
Ken Hardy	Gulf Breeze, FL	Defensive End	'77 '78 '79
Zac Hardy	Hueytown	Defensive End	'77 '78 '79 '80
C.L. Hare	Auburn	Back	1892
F.W. Hare	Auburn		1898
C.D. Harkins	Bessemer	Center	'28 '29 '30
E.M. Harkins	Bessemer	Guard	'20 '21 '22 '23
E.W. Harman	Dixie, GA	Guard	'08 '09 '10
Charles Harper	Tallassee	Center	'46
Matt Harper	Blakely, GA	Manager	'87 '88
A.J. Harris	Morgan County	End	1893
Anthony Harris	Ft. Pierce, FL	Linebacker	'92 '93 '94 '95
Bob Harris	Decatur, GA	Strong Safety	'78 '79 '81 '82
David Harris Hill	Lanett	Tackle	'20 '21
Harold Harris	Lineville	Tackle	'50
Rabbit Harris	Montgomery	Tackle	'06 '07 '08 '09
Ralph Harris	Lucien, MS	Guard	'44
Spencer Harris	Columbiana	Offensive Line	2000
Vincent Harris	Birmingham	Fullback	'86 '87 '88
William Harris	Wilcox	Halfback	'45
William F. Harris	Fairfield	Center	'45
Joe Harrison	Montgomery	Halfback	'23 '24
Joe F. Harrison	Mobile	Manager	'72 '73 '74
Max Harrison	Atmore	End	'37
Randy Hart	Enterprise	Defensive Tackle	'91 '92 '93

All-Time Lettermen

2003 Auburn Football

J.L. Hartselle	Hartselle	Halfback	'27
Bryant Harvard	Thomasville, GA	Quarterback	'57 '59 '60
Everett Harwell	Birmingham	End	'44
Dominicke Haston	Eight Mile	Defensive Back	'99, '00
Charles Hataway	Troy	Halfback	'51 '52 '53
Daniel D. Hataway	Troy	Back	'44 '45
Reginald Hatcher	Hartford	Manager	'29
L.L. Hatfield	Montgomery	Halfback	'29 '30 '31
Hawk Hawkins	Gadsden	Back	'44
Herb Hawkins	Georgiana		'44
Matt Hawkins	Pensacola, FL	Kicker/Punter	'93 '94 '95
Frank Hayes	Montgomery	Linebacker	'49
Richard Hayes	Orlando, FL	Center	'47
Dick Hayley	Auburn	Tight End	'76 '77 '78
Lee Hayley	Birmingham	End	'51 '52
Charlie Haynesworth	Birmingham	Fullback	'37 '38 '39
E.C. Haynie	Auburn	End	'03
Larry Haynie	Atlanta, GA	Defensive Guard	'64 '65 '66
John Hayworth	Decatur, GA	Linebacker	'69 '70 '71
T.R. Head	Troy	Quarterback	'33
Dean Heartel	Atlanta, GA	Free Safety	'91
Walter Heath	Birmingham	Fullback	'36 '37
Jerry Helms	Covington, GA	Center	'87
Mike Helms	Abbeville	End	'62 '63 '64
Clay Helton	Sugarland, TX	Quarterback	'92
Jon Helton	Dublin, GA	Offensive Guard	'90
Mike Henley	Oxford	Tailback	'74 '75
Terry Henley	Oxford	Tailback	'70 '71 '72
Wayne Hepler	New Kensington, PA	Guard	'46
Daniel Herren	Tallassee	Halfback	'09 '10
Hal M. Herring	Lanett	Center	'46 '47 '48
McCay Hewlett	Birmingham	Halfback	'46
Mike Hicks	Anniston	Safety	'81 '82
Tommy Hicks	Montgomery	Defensive End	'76 '77
Mike Higgins	Uniondale, NY	Defensive Back	'85
Aubrey Hill	Sulligent	Quarterback	'34
David Hill	Lanett	Offensive Tackle	'61 '62
G.B. Hill	Talladega	Tackle	'02 '03
Lance Hill	Birmingham	Split Back	'74 '75 '76
Larry Hill	Alex City	Offensive Tackle	'69 '70 '71
Nate Hill	LaGrange, GA	Defensive Tackle	'84 '85 '86 '87
Melvin Hines	Huntsville	Wide Receiver	'89 '90 '91 '92
Eric Hines-Tucker	Lanett	Running Back	'95 '96
Billy Hitchcock	Union Springs	Halfback	'35 '36 '37
James Hitchcock	Union Springs	End	'30 '31 '32
Dwight Hitt	Jackson, MS	Halfback	'49 '50 '51
Bob Hix	Jefferson, GA	Offensive Tackle	'81 '82 '83
J.M. Hobbie	Montgomery County	Halfback	'03
Ken Hobby	Tifton, GA	Quarterback	'81
J.B. Hobdy	Bullock Co.		1897
Ryan Hockett	Jacksonville, FL	Offensive Guard	2002
Barry Hocutt	Alabaster	Manager	'79 '80 '81 '82
Smokey Hodge	Birmingham	Linebacker	'86 '87 '88
W.A. Hodges	Bessemer	Quarterback	'25 '26 '27
Murray Hoffman	Waverly	End	'25
Ralph Hoffman	Waverly	Guard	'25
Bill Hogarth	Miami, FL	Center	'49 '50
Walter Holcombe	Mobile	Quarterback	1896 1897
George Holdcroft	Ensley	Guard	'29
Joe Holifield	Mobile	Manager	'84 '85 '86 '87
Chris Holland	Pensacola, FL	Offensive Guard	'91 '92
W.R. Holley	Henry County	Guard	'07 '08
Bret Holliman	Marion Junction	Safety	2001, '02
Fred Holman	Dothan	Tackle	'35 '36 '37
Jaret Holmes	Clinton, MS	Kicker, Punter	'96 '97
J. Crawford Holmes	Joppa	Back	'37 '38 '39
M.C. Holmes	Montgomery	Tackle	'33
Chip Holt	Franklin, TN	Manager	'96, '97, '98, '99
Mike Holtzclaw	Rainsville	Linebacker	'67 '68 '69
Eugene Honeycutt	Bessemer	Halfback	'25
Roderick Hood	Columbus, GA	Defensive Back	'99, '00, '01, '02
Ryan Hooker	Pontotoc, MS	Wide Receiver	'98, '99
Robert Hoppe	Chattanooga, TN	Right Halfback	'55 '56 '57
Fernando Horn	Winston-Salem, NC	Defensive Tackle	'87 '88 '89
Edwin House	Wichita Falls, TX		'45
Martavius Houston	Lauderdale Lakes, FL	Defensive Back	'95 '96 '97
N.G. Houston	Sylvestor, GA	Guard	'33 '34
Bucky Howard	Birmingham	Tackle	'66 '67 '68
C.S. Howard	Union Springs	Quarterback	'19 '20 '21
R.B. Howard	Ensley	Guard	'26

T. Herman Howard	LaGrange, GA	Fullback	'51 '52
Fox Howe	Montgomery	Fullback	'21 '22 '23
Frank Howe	New Brockton	Trainer	'89 '90
Milton V. Howell	Bessemer	Right Guard	'37 '38 '39
Willie Howell	Thomaston, GA	Running Back	'79 '80 '81 '82
Thomas Howle	Oxford	End	'15
Brian Howton	Gurley	Manager	'87 '88
Carl Hubbard	Columbus, GA	Linebacker	'73 '74 '75
Mike Hubbard	Columbus, GA	Linebacker	'77
Bert Hudson	Jay, FL	Running Back	'99
John Hudson	Paris, TN	Center	'86 '87 '88 '89
John Huff	LaGrange, GA	Back	'39 '40
David Hughes	Tampa, FL	Defensive End	'71 '72 '73
L.E. Hughes	Birmingham	Guard	'11 '12 '13
Ed Huguley	West Point, GA	Quarterback	1898 1899 '00
Donnie Humphrey	Huntsville	Defensive Tackle	'79 - '83
Bobby Hunt	Lanett	Quarterback	'59 '60 '61
Phillip Hunt	Lanett	Quarterback	'62 '63
Roy Hunter	Bessemer	Safety	'87 '88 '89 '90
Doug Huntley	Montgomery	Cornerback	'87 '88
Willie Huntley	Montgomery	Running Back	'78 '79 '80
Chuck Hurston	Columbus, GA	Tackle	'62 '63 '64
Dwight Hurston	Bremen, GA	Halfback	'66 '67 '68
Jerry Hutchinson	Jackson, MS	End	'58
Freddie Hyatt	Sylacauga	End	'65 '66 '67

NAME	HOMETOWN	POSITION	YEAR
Jeremy Ingle	Montgomery	Center	2002
Jim Ingle	Birmingham	End	'63
Rupert Ingram	Wetumpka	End	'27 '28
Dick Ingwersen	Pascagoula, MS	Defensive End	'69
Russell Inman	Birmingham	Halfback	'47 '48 '49
L.E. Irby	Eufaula	Back	'40 '41 '42
Don Irvin	Birmingham	Center	'60 '61
Andy Irvine	Ft. Lauderdale, FL	Linebacker	'86

NAME	HOMETOWN	POSITION	YEAR
Adrian Jackson	Mobile	Defensive End	'90 '91
Bo Jackson	Bessemer	Halfback	'82 '83 '84 '85
Calvin Jackson	Ft. Lauderdale, FL	Cornerback	'92 '93
Clay Jackson	Birmingham	Fullback	'20 '21
Eddy Jackson	Demopolis	Fullback	'56 '57
Hubert Jackson	Clairmont Springs		'24
Jeff Jackson	Griffin, GA	Defensive End	'81 '82 '83
Mike Jackson	Montgomery	Defensive Back	'73
Mitzi Jackson	DeFuniak Spgs., FL	Tailback	'73 '74 '75
Oliver Jackson			'33
Tommy "TJ" Jackson	Opelika	Noseguard	2002
Butch Jacobs	Alexander City	Manager	'96 '97
Jay Jacobs	Jacksonville, FL	Offensive Tackle	'82 '83
Bill James	Jasper	Defensive End	'67 '68 '69
D.T. James			'30
Ebb James			
Fob James, Sr.			
Fob James, Jr.	Lanett	Halfback	'52 '53 '54 '55
Jeno James	Montgomery	Offensive Tackle	'96 '97 '98, '99
Lionel James	Albany, GA	Halfback	'81 '82 '83
Louie James			'28 '29
Tim James	Montgomery	Fullback	'80 '81 '82
James Jeffers	Birmingham	Halfback	'49
James Jeffrey	Chattanooga, TN	Tackle	'57 '58
B.S. Jenkins		Halfback	'42
Frank Jenkins	Auburn		'64 '65 '66
George Jenkins	Columbus, GA	Back	'32 '33
Z.T. Jenkins	West Point, GA	Halfback	'42 '47
Morrell Jerkins	Enterprise	Linebacker	'69 '70
Tim Jessie	Opp	Tailback	'82 '83 '84 '86
Gardner Jett	Atlanta, GA	Specialist	'70 '71 '72
Ken Johns	Mobile	Offensive Guard	'56
Arthur Johnson	Alabaster	Strong Safety	'83 '84 '85 '86

All-Time Lettermen

2003 Auburn Football

Brad Johnson	Centre	Offensive Guard	'86 '87 '88 '89
Brandon Johnson	Bayou La Batre	Fullback	2000, '01, '02
C.J. Johnson	Missouri	Quarterback	'00 '01
Chris Johnson	Spanish Fort	Placekicker	'85 '87 '88
Chuckie Johnson	Fayetteville, NC	Defensive Tackle	'89 '90 '91 '92
George Johnson	Langdale	Center	'30 '32
Hal Johnson	Bradenton, FL	Linebacker	'80
Lynn Johnson	Dozier	Offensive Tackle	'73 '74 '75
Mark Johnson	Centre	Free Safety	'90 '91 '92 '93
Pat Johnson	Scottsboro	Offensive Tackle	'86
Richard M. Johnson			'21
Robert Johnson	Montgomery	Tight End	2000, '01, '02
Rudi Johnson	Ettrick, VA	Running Back	2000
Sherman Johnson	Pensacola, FL	Tight End	'84
Skip Johnston	Auburn	Punter	'77 '78 '79
Spencer Johnson	Silas	Defensive Tackle	2000, '01, '02
George Johnston			'18 '19 '20
Anthony Jones	Birmingham	Defensive Tackle	'75 '76 '77
Charles A. Jones		End	'15 '16
Chris Jones	Riverside	Strong Safety	'89 '90 '91
Donald T. Jones	Chattanooga, TN	Guard	'30 '32
Doug Jones			'64
Frank Jones	Brewton	Guard	'04 '05
Frank E. Jones	Birmingham	Tackle	'49
Freddie Jones	Portsmouth, VA	Free Safety	'83
Greg Jones	New Market	Manager	'85 '86 '87
Herman J. Jones	Eufaula	Halfback	'29 '30
Jimmy Jones	Lanett	Offensive Tackle	'66 '67
John Allen Jones	Opelika	Halfback	1892
Ken Jones	Hueytown	Offensive Guard	'65 '66 '67
Miles Jones	Fairhope	Fullback	'71 '72
Pat Jones	Jackson, TN	Linebacker	'74 '75
Ronnie Jones	Chattanooga, TN	Offensive Tackle	'74 '75 '76
Vincent Jones	Dothan	Offensive Guard	'86 '87
David Jordan	Birmingham	Offensive Guard	'80 '81 '82 '83
Herbert Jordan	Fulton	Halfback	'52
James Jordan			'59
Ralph Jordan	Selma	Center	'29 '30 '31
Robert C. Jordan	Birmingham	Halfback	'51 '52
James Joseph	Phenix City	Fullback	'86 '88 '89 '90
Anthony Judge	Ft. Lauderdale, FL	Linebacker	'88 '90 '91
Charles L. Justo	Birmingham	End	'50

R.P. Kloeti			'42
A.D. Knapp	Auburn	End	'22 '23
Chris Knapp	Americus, GA	Placekicker	'85 '86 '87
Walter D. Knight			'23
John Kolen	Montgomery	Linebacker	'93 '94 '95
Mike Kolen	Montgomery	Defensive Tackle	'67 '67 '68 '69
Louis Kral	Montgomery	Defensive End	'73
Curtis Kuykendall	Sallis, MS	Halfback	'42 '43 '44

L

NAME	HOMETOWN	POSITION	YEAR
Ed Lacey	Orville	Tackle	'02 '03 '04 '05
Tim Lacey	Birmingham	Manager	'72 '73 '74
William Laffoon	Petersburg, VA	Guard	'45
B.J. Lamb	Union	Tackle	'10 '11 '12
Pound Lamb	Americus, GA	Fullback	'86
Jack Lambert	Alexander City	Guard	'48 '49
Matt Land	Dalton, GA	Cornerback	'91
Noland Lang	Waycross, GA	Halfback	'44 '45
Clay Langford	Lanett	Snapper	'95
Jack Langford	Griffin, GA	Fullback	'52
Charles Langner	Birmingham	Fullback	'48 '49 '50
David Langner	Birmingham	Defensive Back	'71 '72 '73
Gaines Lanier	West Point, GA	Defensive Tackle	'72 '73 '74
Harold Lannom	Lebanon, TN	Tackle	'46 '47
William Larimore	Silver Spring, MD	End	'52
John Larkin	Huntsville	Trainer	'72 '73 '74
Pat LaRock	Birmingham	Linebacker	'75
Frank LaRussa	Birmingham	Offensive Guard	'56 '57 '58
Larry Lasky		Trainer	'77 '78 '79 '80
James Laster	Covington, GA	Halfback	'57 '58
Larry Laster	Covington, GA	Fullback	'61 '62
Robert Lauder	Foley	Halfback	'57 '58 '60
Karl Lavine	Ft. Walton, FL	Center	'95 '96
Ralph Law			'51, '52
J.D. Lawrence	Planterville	Guard	'21 '22 '23 '24
Sydney Leach	Tuscaloosa	End	1893
Ben Leard	Hartwell, GA	Quarterback	'97 '98, '99, '00
Danny Ledbetter	Norman, OK	Linebacker	'90
Lowell Ledbetter			'56 '57
Alan Lee			'81
Barry Lee	Childersburg	Manager	'84 '85
Jimmy S. Lee			'57 '58 '59
Robert W. Lee	Robertsdale	Halfback	'61
Joe Leichtnam	Hackensack, NJ	Defensive End	'58 '59 '60
Jim LeNoir	Butler	End	'38 '39 '40
Andrew Lettis	Hinsdale, IL	Wide Receiver	2002
Irving Levi	Gadsden	Guard	'34 '35
Aubrey Lewis			'31
Corey Lewis	Gallatin, TN	Quarterback	'89 '90 '91
Don Lewis	Decatur	Safety	'63 '64 '65
Ben Lightfoot			'52
Alex Lincoln	Mobile	Linebacker	'99, '00
E.W. Lind			'09
Tim Lindblom		Manager	'88 '89
Chris Linderman	Atlanta, GA	Tailback	'72 '73
Danny Lindsey	Douglas, GA	Center	2001, '02
E.M. Lindsey	Griffin, GA	Halfback	'13
Michael Lindsey	Atlanta, GA	Deep Snapper	'99, '00, '01, '02
John Liptak			'45 '46 '47
Charles A. Little	Andalusia	Fullback	'51 '52 '53
John Little	Mobile	Trainer	'88
Burt Lively	Rome, GA	Offensive Guard	'89 '90
T.C. Locke	Montgomery	Tackle	'07 '08 '09
Jack Locklear	Fort Payne	Tackle	'51 '52 '53 '54
Mike Locklear	Ft. Payne	Tight End	'77 '78 '79
Frank Lockwood	Montgomery	Guard	'12 '13 '14
James C. Loftin	Memphis, TN	End	'51
Wesley Loftin	Athens, GA	Guard	'51
L.W. Lollar Jr.			'19
G.J. Long			'28 '29
Howell Long	Danville	Guard	'27 '28 '29
Hunter Long	Falkville	Quarterback	1892
James Wallace Long	Hartselle	End	'51 '52 '53 '54
S.R. Long	Danville	Guard	'24 '25 '26
Scotty Long	Lawton, OK	End	'64 '65 '66

K

NAME	HOMETOWN	POSITION	YEAR
James Karam	Lake Village, AR	Halfback	'34
Bryan Karkoska	Tallahassee, FL	Kicker	'92 '93
Richard Kearley	Auburn	Halfback	'10 '11 '12 '13
Shane Keasler	Centre	Offensive Guard	'90 '91 '92
Charles Kelley	Ozark	Cornerback	'89
Gary Kelley	Birmingham	Defensive End	'84 '85 '86
Barry Kelly			'75 '76
H.E. "Spec" Kelly	Tarrant	Halfback	'36 '37 '38
Kenny Kelly	Panama City, FL	Linebacker	'98, '99
Jeff Kemp	Montgomery	Defensive End	'76
William Kemp	Bessemer	End	'32 '33
King Kemper	Macon, GA	Manager	'90 '91
George V. Kenmore	Americus, GA	Halfback	'37 '38 '39
Mailon Kent	Lanett	Quarterback	'61 '62 '63
Johnny Kern	Mobile	Running Back	'57 '58 '59
Weyman L. Kidd	Atlanta, GA	Fullback	'66 '67
Chuck Kiefer		Manager	'67 '68
James Kiger	Daleville	Center	'95 '96
Jon Kilgore	Atlanta, GA	End	'62 '63 '64
Wilton Kilgore	Wadley	Fullback	'34 '35 '36
William Kilpatrick	Bessemer	Guard	'51 '52
Casy Kimbrell	Thomasville	Halfback	'32 '33
David King	Fairhope	Cornerback	'81 '82 '83 '84
Ed King	Phenix City	Offensive Guard	'88 '89 '90
Kelly King	Atlanta, GA	Guard	'63
Pat King	Bessemer	Manager	
Steve King	Alexander City	Trainer	'88 '89
John Kirkwood	Corona	Halfback	'19 '20 '21
W.R. Kirkwood	Edgewater		'28
C.F. Kirsch		Center	'42
Billy Kitchens	Macon	Right Halfback	'56 '57 '58
Jeff Klein	Alpharetta, GA	Quarterback	'99, '00, '01

All-Time Lettermen

2003 Auburn Football

Tony Long	Powder Springs, GA	Linebacker	'75 '76
Mac Lorendo	Auburn	Offensive Tackle	'70 '71 '72
Tommy Lorino	Bessemer	Running Back	'56 '57 '58
Jeff Lott	Gainesville, GA	Offensive Guard	'82 '83 '84 '85
William Louiselle	Mobile	Guard	'12 '13
Henry Love	Douglasville, GA	Tailback	'88
Jonathan Lovelace			'13
Erick Lowe	Lake Worth, FL	Wide Receiver	'95 '96 '97 '98
Tommy Lowry	Oneonta	Tailback	'69 '70 '71
Glenn Lucas	Jemison	Trainer	'89 '90 '91
Bill Luka	Memphis	Linebacker	'71 '72 '73
James M. Luke			'11
Ken Luke	Mobile	Defensive Back	'78 '79
Tommy Lunceford	Montgomery	Specialist	'65 '66 '67
Frank Lupton	Lee County	Halfback	1892
Ramon Luster	Birmingham	Defensive Tackle	'92 '93
Earle Lutz	Montgomery	Guard	'23
Tim Lyle	Chattanooga, TN	Offensive Guard	'67 '68
Win Lyle	Auburn	Placekicker	'87 '88 '89
Tim Lynch	Vestavia	Trainer	'81 - '85
David Lyon	Tyler		'71
David M. Lyon	Collirene	Back	'42

Gordon McEachern			'38 '39 '40
J.W. McEldery			'25
William McEniry	Jefferson County	Quarterback	'03
Earl McFaden	Montgomery	Guard	'24 '25 '26
Hart McGarry	Prattville	Offensive Guard	'98, '99, '00, '01
Dell McGee	Columbus, GA	Defensive Back	'92 '93 '94 '95
John McGeever	Birmingham	Fullback	'59 '60 '61
C.H. McGehee	Auburn	End	'39 '40
David McGill	Wadley	Defensive Back	'98
Robert McGinty	Neptune Beach, FL	Placekicker	'84
Scott McGlon	Atlanta, GA	Trainer	'89 '90
Dick McGowen	Empire	Halfback	'38 '39 '40
Jim McGowen	Empire	Fullback	'47 '48
John McGraw	Buchanan, GA	Trainer	'83 - '87
Joseph McGraw			'65 '66
Bert McGuffey	Athens	Defensive End	'75 '76
Bill McGuire	McKeesport, PA	Guard	'48 '49
Frank McIntosh	Camden	Quarterback	'88 '89 '90
Jeris McIntyre	Tampa, FL	Wide Receiver	2000, '01, '02
Secdrick McIntyre	Montgomery	Fullback	'73 '74 '75 '76
Don McKay	Birmingham	Linebacker	'65 '66 '67
W.O. McKay			'18
James McKinney	Sulligent	Free Safety	'76 '77 '78 '79
Jim McKinney	Birmingham	Split Back	'72 '73 '74
Tom McKinney	Birmingham	Defensive Back	'46
A.H. McKissick	South Carolina	Center	1892 '93 '94
Rex McKissick	Equality	End	'35 '36 '37 '38
J. Alan McLennan	Clarkston, GA		'23
Kevin McLeod	Clarkston, GA	Fullback	'95 '96 '97
Tom McLure	Louisville, KY	Quarterback	'06 '07 '08
Royce L. McMahan	Magnolia, AR	Quarterback	'47
C.E. McMahon			'39 '40
Bill McManus	Dalton, GA	Center	'69 '70 '71
Reid McMillion	Selma	Fullback	'90 '91 '92 '93
L.E. McMillan	Inverness	Halfback	'21
Bill McMurry	Fairfield	End	'50 '51 '52
DeMarco McNeil	Prichard, AL	Defensive Tackle	2000, '01, '02
George McNeill	Birmingham	Center	'25
Marcus McNeill	Ellenwood, GA	Offensive Tackle	2002
Mike McQuaig	Waycross, GA	Linebacker	'75 '77 '78 '79
Alex McRee	Birmingham	Deep Snapper	'97 '98
J.L. McRee	Montgomery	End	'29
Clyde McSween	Mobile	Guard	'51
M.E. Meadows	Salem	Tackle	'11 '12 '13
W.T. Meadows			'65 '66

M

NAME	HOMETOWN	POSITION	YEAR
Don Machen	Sylacauga	Running Back	'59 '60 '61
Kendall Mack	Pineville, SC	Offensive Tackle	'95 '96 '97 '98
Mike Mackie	Bradenton, FL	Manager	'88 '89 '90 '91
Derek Magwood	Pooler, GA	Defensive End	'99
J.P. Major	Auburn	Fullback	'10 '11 '12
Roymon Malcolm	Ruston, LA	Tailback	'93
Michael Mallard	Luverne	Defensive End	'96
Robert Malone	Birmingham	Back	'11
Mike Mann	Marietta, GA	Quarterback	'82 '83 '84
Richard Manry	Flomaton	Strong Safety	'85 '86
Donato Mantrone	New York, NY	Tackle	'48 '49
John Margadonna	Gadsden	Offensive Guard	'82 '83
Robert Margesen	Albany, GA	Linebacker	'65 '66 '67
Joe Market	Opelika	End	'24 '25 '26
C.B. Martin	Dora	Tackle	'13 '14
Chris Martin	Huntsville	Linebacker	'79 '80 '81 '82
Dan Martin	Barbour County	Guard	1898 '99 '00 '01
Phillip Martin	Birmingham	Offensive Guard	'67 '68
Sam Mason			'30
Russ Matchett			'84 '85 '86 '87
Claude Matthews	Phenix City	Offensive Line	'78 '79 '80
Chuck Maxime	Jamestown, ND	Offensive Guard	'54 '55 '56
Don May	Fairfax	Fullback	'56
I.S. McAdory	Jefferson County	End	'01 '02 '03
John McAfee	Lawley	Guard	'63 '64 '65
William McCain	Anniston	Defensive Tackle	'92
Mac McCall		Manager	'70 '71 '72
Reese McCall	Bessemer	Tight End	'75 '76 '77
Malcolm McCary			'86 '87
Don McCay	Adamsville	Linebacker	'65 '66 '67
Kirk McClendon	Ozark	Manager	'77, '78, '79 '80
Tommy McClendon	Ozark	Manager	'74, '75
Buddy McClinton	Montgomery	Defensive Back	'67 '68 '69
David McClinton	Montgomery	Defensive Back	'94 '95
Mike McCloud	Montgomery	Defensive Back	'75 '76
J.H. McClurkin	Birmingham	End	'40 '41 '42
Sam P. McClurkin	Birmingham	End	'45 '46
F.G. McCollum	Birmingham	Tackle	'31 '32 '33
Jeff McCollum	Florence	Defensive End	'74 '75 '76
Jessie McCovery	St. Elmo	Tight End	'93 '94 '95 '96
C.L. McCoy	Birmingham	Halfback	'07 '08 '09 '10
Edward M. McCoy II	Ooltewah, TN	Manager	'96 '97
Spencer McCracken	Montgomery	Linebacker	'69 '70 '71
I.H. McCrary	Lineville	Fullback	'20 '21
Harrison McCraw	Andalusia	Linebacker	'66
Sam McCroskey	Birmingham	Guard	'34 '35 '36
Ben McCurdy	Ider	Linebacker	'84 '85
James McDaniel	Birmingham	Quarterback	'44 '45 '46 '47
Ben McDavid	Montgomery	Specialist	'64 '65 '66
John McDonald	Tuscumbia	Offensive Guard	'68 '69 '70
Francis McDuffie	East Point, GA	End	'61




Kendall Mack

All-Time Lettermen

2003 Auburn Football

Pat Meagher	Auburn	Halfback	'56 '57
Philip Medlin			'62
Bob Meeks	Evergreen	Center	'88 '89 '90 '91
T.J. Meers	Atlanta, GA	Offensive Line	'97, '99
Larry Melton	Valdosta, GA	Defensive Back	'94 '95 '96 '97
Ray Mercer	Moultrie, GA	Fullback	'52
Jason Merchant	Citronelle	Defensive End	'90 '91 '92
A.W. Merkle	Jefferson County	Center	'03 '04
David Middleton	Birmingham	Halfback	'52 '53 '54
Ron Middleton	Atmore	Tight End	'82 '83 '84 '85
David Milford	Birmingham	Free Safety	'92 '93
Andre Miller	Meridian, MS	Defensive End	'92 '93 '94 '95
Bogue Miller	Alex City	Defensive End	'64 '65
Gerald Miller	Enterprise	Manager	'82 '83 '84
H.R. Miller	Somerville	Tackle	'31 '32 '33
Thomas B. Miller	Birmingham	Manager	'82, '83
Robert Miller	Cedartown, GA	End	'64 '65 '66
Ernest Mills	Columbus, GA	Tackle	'38 '39 '40
Javor Mills	Wilmington, DE	Defensive End	2000, '01
David Mims	Haineville	Halfback	'25
W.D. Mims	Haleyville	Guard	'37 '38 '39
Ray Minor	Hamilton	Fullback	'54
Joe Miracle	Jacksonville, FL	Center	'62 '63 '64
Jason Miska	Bridgeport, CT	Linebacker	'93 '94 '95
George Mitcham	Georgia	Center	1896 1897 1898
Alvin Mitchell	Venice, FL	Linebacker	'85 '86 '87 '88
Henry G. Mitchell			'05
Jack Mitchell	Georgia	Halfback	'03
Joe Bob Mitchell	Alexander City	Halfback	'34 '35
Roger Mitchell	Eufaula	Defensive Back	'71 '72 '73
Sam Mitchell	Florence	Halfback	'61
Anthony Mix	Bay Minette	Wide Receiver	2002
Wesley Mixon	Monroeville	Trainer	'89 '90
C.E. Molpus	Mobile	Tackle	'30 '31
Henry Monsees	Savannah, GA	End	'40
Joe Moon	Birmingham	Linebacker	'70
Pitt Moon	Coosa County	Guard	'01 '02 '03 '04
Adolphus Moore			'11
Alan Moore	Florence	Trainer	'82 '83 '84 '85
Allen Moore	Doraville, GA	Halfback	'70
Alton Moore	Bay Minette	Defensive End	2000, '01
Casinious Moore	Annisston	Running Back	2000, '01
George Moore	Auburn	Guard	'46 '47 '48 '49
J. Allen Moore			'20
Rayburn Moore	Almore	Guard	'46 '47 '48 '49
Malvern Morgan	Lanett	Center	'37 '38 '39



Ron Middleton

M.K. Morris	Blountsville	Tackle	'33 '34 '35
Max Morris	Blountsville	Left Guard	'41
Mike Morris	Trussville	Manager	'92
Shan Morris	Atlanta, GA	Safety	'85 '86 '88
Harold Morrow	Maplesville	Tailback	'92 '93 '94 '95
Clarence Morton	Maplesville	Strong Safety	'89 '90 '91 '92
Harry Mose	Lake Wales, FL	Tailback	'87
Taylor Mosley	Jasper	Punter	'01
Ben Moss			'44
Marcellus Mostella	Gadsden	Outside LB	'93 '94 '95 '96
Pat Mote	Thorsby	Snapper	'84 '85
J.W. Motley	Birmingham	Guard	'07 '08
John Motley			'90
John L. Moulton	Lindale, GA	End	'45 '47
E. Russell "Slick"	Moulton	End	'20 '21 '22
William P. Moulton	Mobile	End	'26
Otis Mounds	FL Lauderdale, FL	Tailback	'91 '92 '93 '94
Brent Mueller	Fairfax, VA	Nose Tackle	'98
Chad Muilenburg	Odessa, FL	Fullback	'89 '90 '91
Eugene Mulhall	Chicago, IL	Tackle	'50 '51
Gordon Mummert			'52 '53 '54 '55
Dexter Murphy	LaGrange, GA	Defensive Tackle	2000, '01, '02
John Murphy	Birmingham	Quarterback	'81
Paul Musgrove	Mobile	Trainer	'84 '85 '86
W.T. Musgrove	Jasper	Center	'32 '33 '34
Leon Myers	Chickamauga, GA	Offensive Tackle	'58 '59 '60

N

NAME	HOMETOWN	POSITION	YEAR
Sam Nader	Shreveport, LA	Quarterback	'67
James Nall	Birmingham	Halfback	'15 '16
George Nalor	Attalla	Guard	'45
Alvin Nash	Bessemer	Linebacker	'89 '90 '91
Ricky Neal	Daytona, FL	Linebacker	'94 '95 '96 '97
Mike Neel	Birmingham	Linebacker	'70 '71 '72
Rick Neel	Birmingham	Safety	'73 '74 '75
Richie Neil	Satsuma	Punter	'89 '90
Roman Nelsen	Fairfax, VA	Fullback	'97 '98
Edmund Nelson	Tampa	Defensive Tackle	'78 '79 '80 '81
L.L. Nelson	Gadsden	Quarterback	'26
Tom Nettleman	Birmingham	Center	'75 '76 '77
Ted Neura	Brunswick, OH	Tackle	'52 '53 '54
Kirk Newell	Dadeville	Quarterback	'10 '11 '12
Douglas Newsome	Winter Park, FL	Halfback	'25
Bill Newton	Fayette	Linebacker	'71 '72 '73
Bob Newton	Fayette	Defensive Tackle	'71 '72 '73
J.B. Newton	Greenville	Tackle	'30
Bill Nichols	Sylacauga	Right Tackle	'37 '38 '39
Lloyd Nix	Kansas, AL	Quarterback	'56 '57 '58
Patrick Nix	Rainbow City	Quarterback	'92 '93 '94 '95
Paul M. Nix	Kansas, AL	Manager	'67 '68
Charles Nixon	Chattanooga, TN		'00
Glen Nixon	Tulsa, OK		'48 '49
Antwoine Nolan	Newnan, GA	Cornerback	'96 '97 '98, '99
A.S. Noble	Tallassee	Halfback	'08 '09 '10
W.L. Noll	Chattanooga, TN	Halfback	'00
Eugene Norman		Halfback	'45
Bryan Northcutt	Ft. Payne	Kicker/Holder	'95
Walter Northcutt	Auburn	Manager	'78 '79 '80
Mike Northrup	Pascagoula, MS	Center	'76
Clarence Norton	Clayton	Halfback	'48 '49
Ben Nowland	Ponte Vedra, FL	Center	'99, '00, '01, '02
Dan Nugent	Pompano Beach, FL	Tight End	'72 '73 '74

O

NAME	HOMETOWN	POSITION	YEAR
Ben Obomanu	Selma	Wide Receiver	2002
Richard O'Cain	Durant, MS		'46
Neil O'Donoghue	Dublin, Ireland	Placekicker	'75 '76
Ralph O'Gwynne	Selma	Halfback	'36 '37 '38
Ron O'Neal	Atlanta, GA	Fullback	'81 '82
D.D. O'Rourke	West Palm Bch., FL	Fullback	'35

All-Time Lettermen

2003 Auburn Football

Sammy Oates	Columbus, GA	Quarterback	'70 '71
J.B. Oglesby	Georgia	End	1892 1893
Craig Ogletree	Barnesville, GA	Linebacker	'86 '87 '88 '89
G.B. Ollinger	Mobile	End	'23 '25
Rodney Ollinger	Mobile	End	'18 '19 '20 '21
Brian Osborn	Plant City, FL	Offensive Tackle	'91 '92 '93 '94
Steve Osborne	Birmingham	Offensive Tackle	'63 '64
Dave Ostrowski	Peru, IL	Offensive Tackle	'73 '74 '75 '76
Jeff Ostrowski	Peru, IL	Offensive Tackle	'83 '84
Dale Overton	Hackleburg	Wide Receiver	'88 '89 '90 '91
Joe Overton	Greenville, MS	Quarterback	'61 '62
Hunter Owens	Birmingham	Quarterback	'44
James Owens	Fairfield	Fullback	'70 '71 '72
Michael Owens	Tuscumbia	Running Back	'99 '00 '01 '02
Paul Owens	Birmingham	Tight End	'97

Tom Pinkston	Montgomery	Tailback	'82 '83
Eddie Pittman	Montgomery	Manager	'58
Richard Pittman	Dolhan	Center	'66 '67 '68
Jim Pitts	Northport	Defensive End	'73 '74 '75
John Pitts	Pittsview	Center	'08 '09 '10
Richard Plagge	Columbus, GA	Halfback	'65 '66 '67
Steve Poitevint	Cairo, GA	Flanker	'78 '79
Whitney Polson	Birmingham	Whip	'99
Jeff Pool	Summerville, GA	Manager	'82 '83 '84 '85
Hicks Poor	Marietta, GA	Wide Receiver	'94 '95 '96 '97
Jerry Popwell	Birmingham	Center	'63 '64 '65
Jorge Portela	Miami, FL	Placekicker	'77 '78 '79
Kevin Porter	Warner Robbins, GA	Cornerback	'84 '85 '86 '87
Steve Posey	Andalusia	Offensive Tackle	'84
Summie Poss	Athens, GA	Guard	'45
Tavarreus Pounds	Villa Rica, GA	Linebacker	'98 '99 '00 '01
Phillip Poundstone	Montgomery	Guard	'46 '47
Chip Powell	Prattville	Cornerback	'84 '85 '86
Ezell Powell	Georgiana	Defensive Line	'97
Francis Powell	Langdale	Guard	'45
James Powell	Dora	Halfback	'55
Ray Powell	Birmingham	Flanker	'76 '77 '78
Tommie Powell	Greenville	Free Safety	'83 '84 '85 '86
Greg Pratt	Albany, GA	Fullback	'82
Louis Preis	Waterproof, LA	Halfback	'56
Dan Jasper Presley	Opp	Tackle	'56 '57
Ben Preston	Eufaula	Offensive Tackle	'55 '56 '57
Gary Price	Felton, GA	Guard	'61 '62 '63
James Price	Huntsville	Center	'60 '61 '62
Pat Prichard	East Lansing, MI	Defensive End	'83
H.B. Prim	Jackson	Tackle	'30 '31 '32
Damon Primus	Detroit, MI	Defensive Tackle	'92 '93
E.A. Pruett	Pine Hill	Tackle	'25 '26
Roger Pruett	Pisgah	Specialist	'71 '72 '73
C.A. Pruitt	Pine Hill	End	'19 '22 '23 '24
Mike Pucillo	Brandon, FL	Offensive Guard	'98 '99 '00 '01
John Pummer			'74
Pete Pummer	Montgomery	Defensive Tackle	'69 '70
John Puritoy	Montgomery	Halfback	1895
Jimmy Putnam	Birmingham	Offensive Guard	'60 '61
Jim Pyburn	Birmingham	End	'53 '54
Ralph Pyburn	Birmingham	End	'46 '48 '49

P

NAME	HOMETOWN	POSITION	YEAR
Ken Paduch	Hasbrough Hts., NJ	Offensive Tackle	'57 '58
J.M. Page	Jefferson County	Back	'04 '05 '06
Terry Page	Mobile	Fullback	'71
W.G. Page	Samson	End	'11
Kenneth Parham	Birmingham	Quarterback	'84
John Parish	Atlanta, GA	Manager	'90
H.Bingham Park	LaGrange, GA	End	1898
Orlando Parker	Montgomery	Wide Receiver	'91 '92
Tate Parker	Macon, GA	Manager	'89 '90 '91 '92
W.D. Parker	Ozark	Quarterback	'30 '31 '32
Allan Parks	Jackson, MS	Quarterback	'50 '51
Jeff Parks	Gardendale	Tight End	'82 '83 '84 '85
Keith Parks	Birmingham	Manager	'82 '83 '84 '85
Mike Parks	Auburn	Manager	'85 '86 '87 '88
John Parrish	Lawrenceville, GA	Manager	'92
James Partin	Chamblee, GA	Quarterback	'63 '64
John Pass	Collierville, TN	Placekicker	'97
Phillip Pate	Birmingham	Linebacker	2000, '01
Rob Pate	Birmingham	Safety	'97 '98, '99, '00
R.H. Pate	Montgomery	Fullback	'30
Haygood Paterson	Montgomery	Guard, End	'03, '04, '05
Haygood Paterson, Jr.	Montgomery	Tackle	'32 '34 '35
James Paterson	Montgomery	End, Back	'02, '03 '05
Julius Paterson	Montgomery	Quarterback	'32, '33
Wallace Paterson	Montgomery	End	'07, '08
William Paterson	Montgomery	Guard	1899, '00
William W. Paterson	Montgomery	Center	'25 '26 '27
Jim Patton	Oneonta	Split End	'76 '77
Edward Peake	Pensacola, FL	Quarterback	'27 '28
James Pearce	Winfield	Guard	'20 '21 '22
Marvin Pearce	Marion County	Tackle	1896 1897
T.H. Pearce	Clinton	Guard	'26 '27
Gus Pearson	Birmingham	End	'38 '39
Raymond Pelfrey	Portsmouth, OH	Back	'47
Morris Pelham	Mabilep	Tackle	1898 1899 '00
Mike Pelton	Goshen	Linebacker	'91 '92 '93 '94
F.H. Pendergast	Birmingham	Halfback	'13 '14 '15 '16
Cencade Pennington	Troy	Running Back	'96 '97 '98, '99
George Penton	Coosa County	Guard	'05 '06 '07 '08
John Penton	Coosa County	Guard	1897
George Peoples	Tampa, FL	Fullback	'79 '80 '81
Mark Pera	Memphis, TN	Offensive Line	2000, '01, '02
Mike Perillard	Hollywood, FL	Halfback	'65 '66 '67
Beauford Perkins	Prichard	Defensive Tackle	'84
E. Snow Perkins	Calhoun County	Halfback	1893
S.D. Peterson	Chattanooga, TN	Quarterback	'22
George Petrie			1893
Jimmy Pettus	Oxford	Halfback	'58 '59 '60
Raymond Phagan	Thomaston, GA	Linebacker	'74 '75 '76
Jim Pharr	Fort Payne	Center	'42 '43 '46
Edward Phillips	Thomasville	Linebacker	'84 '85 '86 '87
Red Phillips	Alexander City	End	'55 '56 '57
W.E. Phipps	Carrollton, GA	Halfback	'31 '32 '33
F.E. Pickett	Inverness	Tackle	'12
Bennie Pierce	Valdosta, GA	Linebacker	'89 '90 '91 '92
Danny Pierce	Montgomery	Trainer	'88 '89 '90 '91
L.W. Pierce	Montgomery	Guard	'02 '03
Mike Pina	Merritt Island, FL	Free Safety	'90 '91 '92 '93

R

NAME	HOMETOWN	POSITION	YEAR
Harris Rabren	Andalusia	Linebacker	'76, '78 '79
J.M. Rainer	Union Springs		'18
Mark Rainer	Bellamy	Tackle	'42
Danny Raines	Woodbridge, VA	Quarterback	'91
Eric Ramsey	Homewood	Cornerback	'87 '88 '89 '90
Jerry Randall	Bessemer	Center	'82
Don Randolph	Gordo	End	'66
Jay Ratliff	Valdosta, GA	Defensive End	2001, '02
David Rawson	Pensacola, FL	Fullback	'62 '63
Larry Rawson	Pensacola, FL	Fullback	'61 '62 '63
Lamar Rawson	Pensacola, FL	Running Back	'57 '58 '59
W.M. Ray	Alexander City	Guard	'21 '22
Frank Reagan	Delta	Center	'20 '21
Troy Reddick	Albany, GA	Offensive Guard	2002
S.A. Redding	Georgia	Tackle	1893 1894
Anthony Redmon	Brewton	Offensive Tackle	'90 '91 '92 '93
Eric Reebals	Homewood	Linebacker	'93 '94 '95
Brandon Reed	Mobile	Defensive Back	'99
Perry Reed	Guin	Cornerback	'87
John Reese	Pensacola, FL	Fullback	'23
Quinton Reese	Birmingham	Linebacker	'96 '97 '98 '99
Bishop Reeves	Auburn	Center	'78 '79 '80 '82
Carver Reeves	Auburn	Tight End	'81
Frank Reeves	Hogansville, GA	Center	'54 '55 '56
Walter Reeves	Eufaula	Tight End	'85 '86 '87 '88
Greg Remington	Nashville, TN	Split End	'84
George Revington	Chattanooga, TN	Fullback	'16 '17
Bill Reynolds	Enterprise	Manager	'82 '83 '84 '85
James A. Reynolds	Manchester, GA	Fullback	'40 '41 '42
Jimmy Reynolds	Rossville, GA	Fullback	'57 '58 '59
O'Neal Reynolds	Lafayette	Placekicker	'76

All-Time Lettermen

2003 Auburn Football

Walker Reynolds	Anniston	Halfback	'07 '08 '09
Robert Rhed	McComb, MS	Guard	'50
Bob Rhodes	Columbus, GA	Defensive End	'76 '77 '78
Ken Rice	Bainbridge, GA	Offensive Tackle	'58 '59 '60
Virgil Preston Rice	Birmingham	Manager	'41
Tony Richardson	Daleville	Fullback	'90 '91 '92 '93
Jimmy Ricketts	Grove Hill	Center	'56 '57 '58
Obie Riddle	Goodwater		'07 '08
Dave Ridgeway	Jackson, MS	Quarterback	'50 '51
Darryl Riggins	Ft. Pierce, FL	Cornerback	'93 '94 '95 '96
Quentin Riggins	Montgomery	Linebacker	'86 '87 '88 '89
Robert Rigsby	Evergreen	Manager	'66 '67
Frank Riley	Greenville	Back	'56
John Riley	Abbeville	Specialist	'67 '68 '69
Marshall Riley	Swansea, SC	Defensive Tackle	'77 '78 '79 '80
Scott Riley	Birmingham	Defensive End	'80 '81 '82
Victor Riley	Swansea, SC	Offensive Tackle	'94 '95 '96 '97
Franklin Carlisle	Rivings		1899
Mark Robbins	Homewood	Wide Receiver	'76 '77 '78 '79
Ronnie Robbs	Chattanooga, TN	Fullback	'57 '58
Greg Robert	Columbus, MS	Offensive Tackle	'68 '69
J.P. Robertson	Fayette	Back	'18
Robby Robinett	Columbus, MS	Tight End	'69 '70 '71
Abe Robinson	Lawrenceville, GA	Center	'25
Brian Robinson	Ft. Lauderdale, FL	Strong Safety	'92 '93 '94
Carey Robinson	Waverly	Center	'14 '15 '16 '17
Clifton Robinson	Naples, FL	Wide Receiver	'97 '98, '99, '00
Danny Robinson	Atlanta, GA	Cornerback	'83
Derrick Robinson	Denham Springs, LA	Linebacker	'93 '94
Gerald Robinson	Notasulga	Defensive End	'82 '83 '84 '85
Henry Robinson	Brooklyn	Center	'11 '12 '13 '14
John Robinson	Birmingham	Trainer	'82 '83 '84
Jonathan Robinson	Villa Rica, GA	Cornerback	'83 '84 '85
M. Ardash Robinson	Cullman		'49
Rusty Robinson	Monroeville	Trainer	'86 '87 '88
Tommy Robinson	Pell City	Manager	'92
Travaris Robinson	Miami, FL	Defensive Back	'99, '00, '01, '02
Todd Rock	Forest Park, GA	Trainer	'86 '87 '88
David Rocker	Atlanta, GA	Defensive Tackle	'87 '88 '89 '90
Tracy Rocker	Atlanta, GA	Defensive Tackle	'85 '86 '87 '88
Jim Roe	Mauldin, SC	Offensive Tackle	'93 '94 '95 '96
Carlos Rogers	Augusta, GA	Defensive Back	2001, '02
Dennis Rogers	Birmingham	Defensive End	'78 '79 '80
Don Rogers	Birmingham	Tackle	'52
Foreman Rogers			'??
George Rogers	Birmingham	Tackle	'53 '54
Hugh Rogers	Langdale	Tackle	'34 '35 '36
Lamar Rogers	Opp	Defensive Tackle	'87 '88 '89 '90

R.C. Rogers	Brewton	Guard	'18 '19 '20
Robert W. Rogers	Gadsden	Tackle	'62
Stephen Rogers	Jackson, MS	Trainer	'88 '89 '90
Tres Rogers	Montgomery	Guard	'71
W.A. Rogers		Defensive Back	'31 '32 '33
Berjil Roland	Eastman, GA	Noseguard	'85 '86 '87 '88
Ray Rollins	Moultrie, GA	Defensive End	'76 '77 '78 '79
James Roscoe	Ft. Lauderdale, FL	Defensive End	'95
Charles Rose	Leeds	Defensive Back	'92 '94 '95 '96
Courtney Rose	Town Creek	Safety	'97 '98 '99, 00
George Rose	Brunswick, GA	Halfback	'61 '62 '63
Jimmy Rose	Florence	Guard	'42 '46
Mark Rose	Venice, FL	Defensive End	'86 '87 '88 '89
Junior Rosegreen	Ft. Lauderdale, FL	Safety	2001, '02
John Ross			'56 '57
Ronnie Ross	Tuscaloosa	Tight End	'68 '69 '70
Steven Ross	Nashville, TN	Offensive Guard	2002
Herbert Roton	Montgomery	Tackle	'35 '36
Shannon Roubique	Denham Spgs., LA	Center	'92 '93 '94 '95
Joe Rowe	Montgomery	Offensive Tackle	'81
Lynn Rowe	Haleyville	Trainer	'83 '84 '85
Lemarcus Rowell	Opelika	Linebacker	2002
Todd Rubley	Davenport, IA	Quarterback	'81
Bo Russell	Birmingham	Tackle	'36 '37 '38
Erskine Russell	Birmingham	End	'46 '47 '48 '49
Tony Russell	Birmingham	Wide Receiver	'89 '90 '91 '92
William Russell	Selma		'24

S

NAME	HOMETOWN	POSITION	YEAR
Claude Saia	Birmingham	Halfback	'52 '53
Ed Saidla	Auburn	Trainer	'82
Herman Salter	Hueytown	Fullback/Tackle	'24 '25
Steve Samelson	Orlando, FL	Trainer	'84 '85 '86 '87
James D. Samford	Montgomery	Guard	'17
James H. Samford	Montgomery	End	'39 '40 '41
Jim Samford	Albany, GA	Defensive Tackle	'67 '68
Yetta Samford	Montgomery	End	'15 '16
A.D. Sample	Somerville	Tackle	'14 '15 '16
Ronald Samuel	Columbus, GA	Defensive Tackle	2001
Francis Sanda	Mobile	Manager	'61 '62
Bill Sanders		Trainer	'76 '77 '78 '79
Daryl Sanders	Roanoke	Defensive Line	'95
Frank Sanders	Ft. Lauderdale, FL	Wide Receiver	'91 '92 '93 '94
Gabe Sanders	Opp	Snapper	'99
Ricky Sanders	Oneonta	Linebacker	'74 '75
Ronnie Sanders	Fort Payne	Manager	'96 '97
Gerald Sansom	Fairfield	Defensive End	'54 '55 '56
Danny Sanspree	Atmore	Defensive End	'70 '71 '72
H.O. Sargent	Jasper	Guard	1896
Erich Sauerbrey	Macon, GA	End	'50 '51
Durward Sauls	Macon, GA	Defensive End	'68 '69
Morris Savage	Dora	Offensive Guard	'57 '58
Sidney Scarborough	Atlanta, GA	Quarterback	'34 '35 '36
Robert Scarborough	Troy	Fullback	'52 '53 '54 '55
Carl Schlich	Mobile	Tackle	'28 '29
Dick Schmaltz	Birmingham	Split End	'69 '70 '71
William Schuler	Birmingham	End	'41
Jack Schwieger	Chicago, IL	Tight End	'98 '99
Charles Scott	Bessemer	Halfback	'20 '21 '22 '23
Robert Scott	Winter Haven, FL	Wide Receiver	'92 '94
Stan Sealy	Blakely, GA	Manager	'88 '89
Stacy Searels	Trion, GA	Offensive Tackle	'84 '85 '86 '87
Chris Sears	Cullman	Offensive Guard	'90
Colin Sears	Russellville	Offensive Guard	'98 '99, '00
Jason Seehafer	Oxford	Manager	'89 '90
Robert Seibert	Lancaster, IL		'46
Rob Selby	Birmingham	Offensive Tackle	'87 '88 '89 '90
Geddis Self	Lewisburg	Guard	'23 '24 '25
Clyde Sellers			'27
Gilbert Sellers	Ramer	Linebacker	'78 '79 '80
Kim Sellers	Montgomery	Linebacker	'74 '75 '76 '77
Lee Mark Sellers	Brewton	Tight End	'85 '86 '87 '88
Mel Sellers	Opp	Trainer	'83 - '87
Scott Selman	Summerville, GA	Punter	'83
Cary Senn	Auburn	Halfback	'30 '31 '32



Quentin Riggins

All-Time Lettermen

2003 Auburn Football

John Sewell	Bremen, GA	Trainer	'86 '87 '88 '89
Leo Sexton	Atlanta, GA	Defensive End	'57 '58 '59
Tom Shackelford		Fullback	'31 '32
J.G. Shackelford			'30
R.G. Shanks			1894
E. Shannon			'28
Mark Sharpe	Wetumpka	Tight End	'96 '97
Jimmy Shaw	Montgomery	Manager	'85 '86 '87 '88
Joe Shaw	Birmingham	Defensive End	'75 '76 '77
Shawn Shaw	Pearson, GA	Linebacker	'98
Richard Shea	Birmingham	Defensive Tackle	'88 '89 '90 '91
David Shelby	Birmingham	Fullback	'71
Alton Shell	Georgiana	Halfback	'54 '55
Chris Shelling	Columbus, GA	Strong Safety	'91 '92 '93 '94
F.L. Sheridan			'24
E.C. Sherling			'18 '19 '20 '21
W.G. Sherling			'10 '11 '12
John Shirey			'20 '21 '22
Mike Shirey	Fl. Payne	Center	'80
Merrill Shirley	Elba	Defensive Back	'67 '68 '69
David Short	Haleyville	Trainer	'70
David Short	Birmingham	Manager	'70
Tom Shotts	Bexar	End	'25 '26 '27
Mike Shows	Chickasaw	Split End	'67 '68
Rob Shuler	Atlanta, GA	Offensive Tackle	'82 '83 '84 '85
Brian Shulman	Brentwood, TN	Punter	'86 '87 '88
Jimmy Sidle	Birmingham	Quarterback	'62 '63 '64
Arnold Silverberg	Jacksonville, FL	Tackle	'44
Johnny Simmons	Childersburg, AL	Safety	'70 '71 '72
Kendall Simmons	Ripley, MS	Offensive Line	'97 '98, '00, '01
Michael S. Simmons	New Brunswick, NJ	End	'56 '57 '58
Stanford Simmons	Ashland	Free Safety	'99, '00, '01
Howard Simpson	Marietta, GA	End	'61 '62 '63
Jess Simpson	Marietta, GA	Tight End	'90 '91
Donald Sims	Talladega	Manager	'81
Jim Sirmans	Tifton, GA	Linebacker	'72 '73
John Sistrunk	Cottonwood	Running Back	'76
Pelham Sitz		Running Back	'37 '38
W.C. Sitz	Gadsden	Tackle	'22 '23 '24
James Sivell	ChIPLEY, GA	Guard	'35 '36 '37
Benny Sivley	Blountsville	Defensive Tackle	'71 '72 '73
Emmitt Sizemore			'17 '18 '20
Henry Skeggs			1898 '99
Mike Skelton	Tuscaloosa	Offensive Tackle	'76 '77
Danny Skutack	Opelika	Linebacker	'78 '79 '80 '81
Jim Skuthan	Leesburg	Offensive Tackle	'78 '79 '80
Reggie Slack	Milton, FL	Quarterback	'86 '87 '88 '89
Jake Slaughter	Brentwood, TN	Linebacker	2002
Jonathan Sledge	Birmingham	Fullback	'95
John Slone			'19
Harley Smalley	Birmingham	Back	'45
A. Champion Smith			'26
Alex Smith	College Park, GA	Tailback	'89 '90 '91 '92
Brian Smith	Opelika	Defensive End	'85 '86 '87 '88
C.E. Smith	Montgomery	End	'38
Doug Smith	Bayboro, NC	Defensive Tackle	'82 '83
E.R. Smith			'29
Fred Smith	Eufaula	Cornerback	'91 '92 '94
Freddie Smith	Athens	Linebacker	'76 '77 '78 '79
George W. Smith	Sheffield	Manager	'30
Greg Smith	Auburn	Tight End	'00
Hal Smith	Gadsden	Wide Receiver	'76
Harry Smith			1894 '95
Henry Smith			'13
John Smith	Florence	Defensive Tackle	'75 '76 '77
Mark Smith	Vicksburg, MS	Defensive End	'95 '96
Mike Smith	Memphis	Defensive Back	'89
Nate Smith	Cairo, GA	Defensive Tackle	'94 '95 '96 '97
Osmo Smith	Chattanooga, TN	End	'36 '37 '38
Robert Smith	Atlanta, GA	Quarterback	'86 '87
Sammy Smith	Dothan	Tailback	'68 '69
Scott Smith	Lineville	Trainer	'81 '82 '83 '84
Tre Smith	Venice, FL	Tailback	2002
Whit Smith	Cordele, GA	Linebacker	'98 '99, '00
Zac Smith	Birmingham	Quarterback	'02 '03
Zeke Smith	Uniontown	Guard	'57 '58 '59
W.T. Snapp			'23
Les Snead	Eufaula	Tight End	'93
Denvard Snell	Dothan	Tackle	'44 '45 '46 '48

Ralph M. Snider			'18 '19
Snitz Snider			'26 '27
Terry Solomon	Cairo, GA	Linebacker	'92 '93 '95 '96
Mayo Sowell	Birmingham	Linebacker	2001, '02
Danny Speigner	Montgomery	Offensive Tackle	'69 '70 '71
Jimmy Speigner	Montgomery	Offensive Guard	'68 '69 '70
Dudley Spence	McComb, MS	Quarterback	'51 '52
Jackie Spencer	Montgomery	Halfback	'59
John C. Spencer	Tampa, FL		'42
Scott Spencer	Vernon	Manager	'85 '86
Takeo Spikes	Sandersville, GA	Linebacker	'95 '96 '97
Leslie Spinks	Thomasville	End	'23 '24 '25
Pete Spinks	Thomasville	Tackle	'26 '27 '28
Rob Spivey	Ft. Walton, FL	Tight End	'73 '74 '75
E. Scott Sprague	Birmingham	Manager	'37
Joseph Miles Sprague	Ensley		'41
Alex Spurlin	Opp	Strong Safety	'85 '86
Ed Spurlin	Opp	Linebacker	'85
Scott Stacey	Prattville	Defensive End	'94 '95
Ron Stallworth	Pensacola, FL	Defensive Tackle	'85 '86 '87 '88
Steve Stanaland	Valdosta, GA	Defensive Tackle	'73 '74 '75
Frankie Stankunas	Live Oak, FL	Safety	'88 '89 '90 '91
Royden K. Stanley	Chambers County	Back	'06
Greg Staples	Atmore	Safety	'86 '87 '88
John Steadham	Auburn	Quarterback	'10
George Steed	Sunny South	Tackle	'13 '14 '15
Andy Steele	Birmingham	Offensive Guard	'72 '73 '74
George Stephenson	Hartselle	Offensive Guard	'78 '79 '80
Curtis Stewart	Montgomery	Tailback	'85 '87
Daniel Stewart	Birmingham	Tackle	'47 '48 '49
Jack Stewart	Anniston	Back	'30 '31 '32
John Stewart	Riceboro, GA	Fullback	'90
Joseph Stewart	Montgomery	Halfback	'34 '36
W.A. Stickney	Anniston	Fullback	'16
Andy Stidfole	Birmingham	Wide Receiver	'88 '89
Burt Stiles	Birmingham	Guard	'17
Randy Stokes	Tallassee	Offensive Guard	'82 '83 '84 '85
Gordon Stone	Pine Apple	Defensive Back	'85
David Storey	Ozark	Manager	'71 '72 '73
Ron Storey	Ozark	Fullback	'67 '68 '69
Tim Stowers	Huntsville	Offensive Line	'77 '78
Jimmy Strain	Fairfield	Center	'54 '55 '56
Bradley Streit	Birmingham	Fullback	'09 '10
G.W. Streit	Birmingham	Tackle	'04 '05
Ben Strickland	Auburn	Center	'73 '74 '75
Bobby Strickland	Grand Bay	Linebacker	'68 '69 '70
Paul Strickland	Vestavia	Trainer	'88
Raymond Stringer	Highland Home	Tackle	'45
Jim Bob Striplin	Wadley	Quarterback	'98
Alex Strong	Macon, GA	Free Safety	'88 '89
Francis Stubbs	Douglas	Halfback	'18 '19 '20
Doug Suell	Birmingham	Tackle	'67
Joe Sullivan	Birmingham	Quarterback	'80 '81
Pat Sullivan	Birmingham	Quarterback	'69 '70 '71
Patrick Sullivan	Birmingham	Quarterback	'93 '94
Johnny Sumner	Coltonton	Linebacker	'73 '74
Manning Sumner	Birmingham	Linebacker	'98
Shannon Suttle	LaFayette, GA	Defensive End	'94 '95 '96 '97
Mickey Sutton	Mobile	Halfback	'62 '63 '64
Ricky Sutton	Tucker, GA	Defensive End	'89 '90 '91 '92
Henry Sweet	Bessemer	Back	'24

T

NAME	HOMETOWN	POSITION	YEAR
Marion Talley	Decatur	Fullback	'31 '32 '33
Ben Tamburello	Birmingham	Center	'83 '84 '85 '86
Reid Tankersley	Wetumpka	Tight End	'98, '00
Joe Tanory	Birmingham		'70 '71 '72
Andre Tarrance	Jacksonville, FL	Fullback	'91
Walter Tate	Decatur	Defensive Tackle	'89 '90
Roy Tatum	Flomaton	Tackle	'65 '66 '67
Brandon Taylor	Olive Branch, MS	Offensive Tackle	'98
Chris Taylor	Webb	Free Safety	'83
Doug Taylor	Opelika	Defensive Back	'81
E. Taylor	Phenix City	Halfback	'29 '30

All-Time Lettermen

2003 Auburn Football

Greg Taylor	Opelika	Wide Receiver	'87 '88 '89 '90
Jason Taylor	Mobile	Offensive Guard	'92 '93 '94 '95
Larry Taylor	Ft. Lauderdale, FL	Defensive Tackle	'71 '72
Marlon Taylor	Smiths Station	Cornerback	'96 '97
Ryan Taylor	Dublin, GA	Linebacker	'95 '96 '97 '98
Sean Taylor	Brooklyn, NY	Linebacker	'94
Steve Taylor	Atlanta, GA	Center	'72 '73
Rick Telhiard	Mobile	Defensive Tackle	'73 '74 '75
Paul Terry	Decatur	Offensive Tackle	'54 '55 '56
F.J. Thagard	Butler County	Tackle	'07
Steve Thaxton	Jacksonville, FL	Manager	'64 '65 '66
J.H. Thigpen		Guard	'12 '13 '14 '15
Alex Thomas	Dothan	Strong Safety	'88 '89 '90 '91
Ben Thomas	Ashburn, GA	Defensive Tackle	'81 '82 '84
Charles Thomas	Douglasville, GA	Quarterback	'78 '79 '80 '81
Dontarrious Thomas	Perry	Linebacker	2000, '01, '02
Frank Thomas	Columbus, GA	Tight End	'86
J. Thomas	Montgomery	Tackle	'40 '41 '42
Leonard Thomas	Columbus, GA	Offensive Guard	'93 '94 '95 '96
Liron Thomas	Plant City, FL	Defensive Back	'95
Pat Thomas	Mobile	Defensive End	'83 '84 '85
W.D. Thomason	Auburn	Center	'23
Foy Thompson	Camden, SC	Guard	'50 '51 '52
Greg Thompson	Enterprise	Center	'90 '91 '92 '93
Jim Thompson	Enterprise	Center	'85 '86 '87 '88
Larry Thompson	Tarrant	Offensive Tackle	'71
Carlos Thornton	Holy Trinity	Linebacker	'91 '92 '93
Jack Thornton	Washington, GA	Defensive Tackle	'63 '64 '65
Marshall Thomton	Jonesboro, GA	Running Back	2002
William Thorpe	Aiken, SC	Guard	'37 '38 '39
Demetrius Threatt	Alabaster	Fullback	'83 '84
Joe Tiburzi	Chester, PA	Tackle	'50 '51
Reynolds Tichenor	Atlanta, GA	Quarterback	1894 1895 1896
Don Tidwell	Caleia	Offensive Guard	'70
Travis Tidwell	Birmingham	Quarterback/HB	'46 '47 '48 '49
Don E. Tillery	Phenix City		'45
Allen Tillman	Newton, MS	Quarterback	2000, '01
Lawyer Tillman	Mobile	Wide Receiver	'85 '86 '87 '88
Tim Tillman	Theodore	Offensive Guard	'90 '91
Don Timmons	Montgomery	Running Back	2000, '01
Craig Tindle	Auburn	Manager	'86 '87 '88
John Tipper	Carbon Hill	Halfback	'34 '35 '36
Clifford Toney	Huntsville	Defensive Back	'77 '78 '79 '80
Sheldon Toomer	Auburn	Halfback	1892
Reggie Torbor	Baton Rouge, LA	Defensive End	2000, '01, '02
Jeremy Toungett	Olive Branch, MS	Offensive Tackle	'98 '99, '00
Raymond Trammell	Comer	Back	'24
R.R. Trapani	Savannah, GA	End	'44
U.L. Trapani	Savannah, GA	Tackle	'42

John Trapp	Tupelo, MS	Halfback	'17 '18 '19
Tommy Traylor	Montgomery	Quarterback	'68 '69 '70
Adlai Trone	Trussville	Defensive Back	'98 '99
Charlie Trotman	Montgomery	Quarterback	'77 '78 '79
John Trotman	Troy	Center	'44 '45
Marvin Trott	Montgomery	Center	'75 '76 '77
Rich Trucks	Hoover	Offensive Line	2001, '02
Howell Tubbs	Birmingham	Quarterback	'54 '55 '56
Marvin Tucker	Linden	Back	'65 '66 '67
William Tucker	Birmingham	Quarterback	'49 '50
C.H. Turk	Marion	Back	'24
Bill Turnbeaugh	Tucumcari, NM	Tackle	'51 '52
Brent Turner	Titus	Snapper	'95 '96 '97 '98
Paul Turner	Anniston	Fullback	'24 '25 '26
Raymond Turner	Vernon	Tackle	'27
Steve Turner	Birmingham	Manager	'77 '78 '79
Tracy Turner	Chatom	Offensive Guard	'82 '83 '84
Greg Tutt	Rome, GA	Defensive Back	'80 '81 '82
F.E. Tuxworth	Lafayette	Quarterback	'25 '26 '28

U

NAME	HOMETOWN	POSITION	YEAR
Keith Uecker	Hollywood, FL	Offensive Guard	'78 '79 '81
Trent Ulrich	St. Petersburg, FL	Strong Safety	'86
Andy Underwood	Huntsville	Linebacker	'86
Harry Unger	Fayette	Fullback	'70 '71

V

NAME	HOMETOWN	POSITION	YEAR
Chris Vacarella	Birmingham	QB/WR	'73 '74 '75 '76
Johnny Valentine	Melbourne, FL	Offensive Guard	'68 '69 '70
Bill Van Dyke	Atlanta, GA	Guard	'62 '63 '64
Jack Van Yperen	Ridgewood, NJ	Defensive Back	'70
Anthony VanDeusen	Licking, MO	Defensive End	'97 '98
James Vann	Henry County	Back	1895 1896 1897
Ted Varano	Media, PA	Tackle	'49 '50
B.W. Vaughn	Dothan	Manager	'26
Terry Vaughn	Dauphin Island		'58
Willis Venable	Birmingham	Guard	'04 '05
David Vinson	Red Bay	Defensive End	'83
Neal Vinson	Slocomb	Defensive End	'85
Matt Vogler	Tampa, FL	Quarterback	'88
Jim Von Wyl	Akron, OH	Kicker	'89 '90 '91

W

NAME	HOMETOWN	POSITION	YEAR
Bill Waddail	Elba	End	'46 '47 '48
Troy Wagnon			'77
Bucky Waid	Springville	End	'62 '63 '64
Bobby Walden	Bainbridge, GA	Quarterback	'85
Gary Walker	Lavonia, GA	Defensive Tackle	'93 '94
Gene Walker	Columbus, GA	Linebacker	'69 '70 '71
J.D. Walker	Powder Springs, GA	Wide Receiver	'94
Marion Walker	Newbern	Quarterback	'37 '38
Rashaud Walker	Decatur, GA	Defensive Back	'99, '00, '01, '02
Sullivan Walker	Montgomery	Halfback	'73
Terry Walker	Ashburn, GA	Halfback	'84
Joe Walkins	Ft. Lauderdale, FL	Wide Receiver	2001
Hindman Wall	Birmingham	Defensive End	'57
Dennis Wallace	Carrollton, GA	Safety	'87 '88 '89 '90
Ernest Wallace	Gadsden	Offensive Tackle	'90 '91 '92
James Wallace	Gadsden	Offensive Guard	'82
Ricardo Walker	Darlington, SC	Defensive Tackle	'93
Cooper Wallace	Nashville, TN	Tight End	2002
Steve Wallace	Atlanta, GA	Offensive Tackle	'82 '83 '84 '85
Johnny Wallis	Birmingham	Halfback	'48 '49 '50
Randy Walls	Brundidge	Safety	'72 '73



Lawyer Tillman

All-Time Lettermen

2003 Auburn Football

David Walsh	Bluff City, TN	Trainer	'84	Rusty Williams	Moncks Corner, SC	Running Back	'96 '97 '98 '99
James Walsh	Philadelphia, PA	Fullback	'54 '55 '56	Travis Williams	Columbia, SC	Linebacker	2002
Bobby Walton	Ft. Walton, FL	Defensive Tackle	'63 '64 '65	Tyrecca Williams	Moss Point, MS	Defensive Back	'95 '96 '97
Glen Ward	Fayetteville, GA	Safety	'74 '75	William Williams	Georgia	Halfback	1894 1895 1896
Harry Ward	Montgomery	Fullback	'73 '74	Larry Willingham	Birmingham	Defensive Back	'68 '69 '70
Luke Ward	Bessemer	Quarterback	'27	Chester Willis	Gainesville, GA	Fullback	'79 '80
Richard Ward	Birmingham		'62 '63 '64	Horace Willis	Mabelton, GA	Defensive Back	2001, '02
Brad Ware	Powder Springs, GA	Safety	'96 '97 '98	James Willis	Huntsville	Linebacker	'90 '91 '92
Reggie Ware	Huntsville	Fullback	'84 '85 '86 '87	Marcel Willis	Jacksonville, FL	Wide Receiver	'99, '00, '01, '02
Robert Ware	Jefferson County		'05 '06 '07	Will Willis	Pensacola, FL	End	1897
C.C. Warren	Coal City	Tackle	'18 '19 '20	Bill Wilson	Birmingham	Offensive Tackle	'46
Ernie Warren	Marietta, GA	Guard	'62 '63 '64	Bobby Wilson	Pensacola, FL	Tailback	'66 '67 '68
Frank Warren	Birmingham	Offensive Tackle	'77 '78 '79 '80	Chris Wilson	Gainesville, FL	Specialist	'72 '73 '74
James Warren	Valdosta, GA	Offensive Tackle	'54 '56 '57	David Wilson	Jefferson County	Guard	1892
Jimmie Warren	Birmingham	Cornerback	'82 '83 '85	Jerry Wilson	Birmingham	End	'56 '57 '58
Ordell Warren	Marion	End	'53	John Wesley Wilson	Goodwater	Tackle	'29
Haywood Warrick	Dothan	Offensive Guard	'57 '58 '59	Jon Wilson	Haleyville	Defensive End	'88 '89 '90 '91
Caleb Warrington	Dover, DE	Center	'44	Robert L. Wilson	Pensacola, FL	Halfback	'66 '67 '68
Bobby Wasden	Greenville	Defensive End	'57 '58 '59	Steve Wilson	Huntsville	Linebacker	'70 '72
Shayne Wasden	Selma	Wide Receiver	'88 '89 '90	Steve Wilson	Montgomery	Offensive Guard	'84 '85
Marcus Washington	Auburn	Linebacker	'96 '97 '98 '99	William Wilson	Fairfield	Tackle	'59 '60 '61
Pat Washington	Mobile	Quarterback	'83 '84 '85	Thomas Wingo	Birmingham	Quarterback	'11
James Watkins	Columbus	Back	'44	Warren Wise	Clayton	Guard	'39 '40
Johnnie Watwood	Birmingham	End	'26	George Wolff	St. Louis, MO	Tackle	'37 '38 '39
Bobby Weaver	Talladega	End	'47 '48	John Woller			'77 '78 '79
Donald Webb	Scottsboro	Defensive Back	'67 '68 '69	Billy Wood	Birmingham	Split End	'75
James Webb	Lee County	Halfback	'02 '03	Charles Wood	Heflin	Defensive End	'76 '77 '78 '80
Judson Webb	Anniston	Guard	'01	Richard Wood	Lanett	Quarterback	'58 '59
Jeff Weekley	Columbus, GA	Offensive Tackle	'55 '56 '57	Tim Wood	Polk	Linebacker	'78 '80
Warren Weeks	Geneva	Manager	'82 '83	William C. Wood	Wetumpka	Guard	'30 '31 '32
Eddie Welch	Columbus, GA	Defensive End	'70 '71 '72	William T. Wood	Montgomery	Guard	'23 '24
Michael C. Welch	Atlanta, GA	End	'57	Woody Woodall	Atlanta, GA	Quarterback	'61 '62 '63
Mike Welch	Atlanta, GA	Guard	'32 '33 '34	Bobby Woodruff	Lowndesboro	Linebacker	'69
Josh Weldon	Cordele, GA	Defensive End	'98 '99, '00	Charles W. Woodruff	Jefferson County	End	'06 '07 '08
Jeremy Wells	Mobile	Deep Snapper	2000, '01, '02	Chris Woods	Birmingham	Split End	'80 '81 '82 '83
George Wendling	Birmingham	Halfback	'39 '40	Dave Woodward	Cedartown, GA	Offensive Tackle	'59 '60 '61
Thomas Wert	Morgan County	Guard	1898	Reggie Worthy	Gadsden	Wide Receiver	'97 '99, '00
Homer Wesley			'50	Joe Wozniak	Shenandoah, PA	Tackle	'44
Ed West	Leighton	Tight End	'80 '81 '82 '83	Edward Wren	Talladega	Fullback	'15 '16
Herschel West	Key	End	'33	A.Z. Wright	Lee County	Fullback	1893 1894
Willis West	Piedmont	End	'44	Alexander Wright	Albany, GA	Wide Receiver	'86 '87 '88 '89
Cleve Wester	Albany, GA	Tackle	'56 '57 '58	Dennis Wright	Lauderdale Lks., FL	Cornerback	'89 '90 '91
Ricky Westbrook	Piedmont	Linebacker	'79 '80	G.H. Wright	Auburn	Manager	'49
Freddy Weygant	Gadsden	Split End	'84 '85 '87 '88	E.L. Wynn	Ashland	Tackle	'21 '22
Hancie Whatley	Opelika	End	'37				
John Whatley	Eufaula	Defensive End	'57				
Wade Whatley	Tuskegee	Quarterback	'72 '73				
George Wheeler	Madison County	End	1897 1898				
Jack Whigham	Opp	Manager	'82 - '86				
Brandon White	Birmingham	Wide Receiver	'98 '99				
H.T. White	Colbert County	Back	'07				
Marcus White	Theodore	Defensive Tackle	2000, '01				
Parker White	Troy		'52 '53 '55				
Stan White	Birmingham	Quarterback	'90 '91 '92 '93				
Willie Whitehead	Tuskegee	Defensive End	'91 '92 '93 '94				
Joe Whitt	Auburn	Wide Receiver	'98 '99				
John Wiley	Opelika	Cornerback/Safety	'87 '88 '89 '90				
Don Wilkes	Gainesville, FL	Halfback	'45				
Herman Wilkes	Swainsboro, GA	Offensive Guard	'62				
Mark Wilkinson		Manager	'71 '72 '73				
Ron Wilkinson	Tupelo, MS	Trainer	'88 '89 '90 '91				
D.V. Willett	Tallahassee, FL	End	'48 '49 '50				
Darryl Wilks	Phenix City	Linebacker	'79 '80 '81				
Antarrious Williams	Columbus, GA	Linebacker	2002				
Carnell Williams	Attalla	Tailback	2001, '02				
Chette Williams	Douglasville, GA	Linebacker	'83 '84				
Darrell Williams	Prichard	Tailback	'89 '90 '91				
David Williams	Pensacola, FL	Linebacker	'72 '73 '74				
E.E. Williams	Chattanooga, TN	Halfback	'23 '24 '25				
George Williams	Tuscumbia	Quarterback	'31 '32 '33				
Gerald Williams	Valley	Defensive Tackle	'82 '83 '84 '85				
H.D. Williams	Andalusia	End	'35 '36				
Homer Williams	Greensboro	Fullback	'49 '50 '51				
Jack Williams	Lianerch, PA	Center	'40 '41				
James R. Williams			'46 '47				
Jamie Williams	Union Springs	Defensive Back	'93 '94				
Kyle Williams	Bessemer	Manager	'83 '84 '85 '86				
Marvin Williams	Evergreen	Defensive Tackle	'77 '78 '79 '80				
Quency Williams	Douglasville, GA	Defensive End	'80 '81 '82 '83				
Ray Williams	Birmingham	Center	'46 '47				

Y

NAME	HOMETOWN	POSITION	YEAR
F.R. Yarbrough, Jr.		End	'29
F.R. Yarbrough, Sr.	Georgia	Linebacker	1898 1899 '00
Ron Yarbrough	Columbus, GA	Linebacker	'67 '68 '69
Ted Yarbrough	Blakely, GA	Tailback	'92
Bruce Yates	El Paso, TX	Defensive Tackle	'63 '64 '65
Gusty Yearout	Birmingham	Linebacker	'65 '66 '67
Tommy Yearout	Birmingham	Offensive Guard	'69 '70 '71
W.T. Yearout	Dyersburg, TN	Fullback	'40
James A. York	Dale County	Tackle	'07
Phillip Yost	Auburn	Kicker	2001, '02
Donnay Young	College Park, GA	Free Safety	2001, '02
Larry Young	Lakeland, FL	Linebacker	'89 '90
Leo Young		Halfback	'29

Z

NAME	HOMETOWN	POSITION	YEAR
Justin Zapp	Brentwood, TN	Manager	'92
Nathan Zapp	Brentwood, TN	Manager	'89 '90 '92
Jeremy Zills	Town Creek	Punter	'96 '97 '98
Greg Zipp	Union City, TN	Offensive Line	'79 '80 '81
Mickey Zofko	Melbourne, FL	Halfback	'68 '69 '70

Research on Lettermen's hometowns and positions compiled by former Auburn Media Relations student assistant Chris Bell.

All-Time Coaching Records

2003 Auburn Football

Auburn All-Time Coaches' Records

Coach	Years	Tenure	Record	Pct.
Dr. George Petrie	1	1892	2-2	.500
G.H. Harvey	1	1893	2-0-2	.750
D.M. Balliet	1	1893	1-0	1.000
F.M. Hall	1	1894	1-3	.250
John Heisman	5	1895-99	12-4-2	.722
Billy Watkins	2	1900-01	6-3-1	.650
R.S. Kent	1	1902	2-2-1	.500
Mike Harvey	1	1902	0-2	.000
Billy Bates	1	1903	4-3	.571
Mike Donahue	18	1904-06, '08-22	99-35-5	.730
W.S. Kienholz	1	1907	6-2-1	.722
Boozar Pitts	3	1923-24, '27	7-10-4	.429
Dave Morey	3	1925-27	10-10-1	.500
George Bohler	2	1928-29	3-11	.214
John Floyd	1	1929	0-4	.000
Chet Wynne	4	1930-33	22-15-2	.591
Jack Meagher	9	1934-42	48-37-10	.558
Carl Voyles	4	1944-47	15-22	.405
Earl Brown	3	1948-50	3-22-4	.172
Ralph Jordan	25	1951-75	176-83-6	.675
Doug Barfield	5	1976-80	29-25-1	.536
Pat Dye	12	1981-92	99-39-4	.711
Terry Bowden	6	1993-98	47-17-1	.731
Bill Oliver	*1	1998	2-3-0	.400
Tommy Tuberville	4	1999-current	30-19-0	.612

*Bill Oliver coached the final five games of 1998 season after Terry Bowden resigned.

Auburn All-Time Coaching Leaders

(BY VICTORIES)

Coach	Years	Tenure	Record	Pct.
1. Ralph Jordan	25	1951-75	176-83-6	.675
2. Mike Donahue	18	1904-06, '08-22	99-35-5	.730
Pat Dye	12	1981-92	99-39-4	.711
4. Jack Meagher	9	1934-42	48-37-10	.558
5. Terry Bowden	6	1993-98	47-17-1	.731
6. Tommy Tuberville	4	1999- current	30-19	.612
7. Doug Barfield	5	1976-80	29-25-1	.536
8. Chet Wynne	4	1930-33	22-15-2	.591
9. Carl Voyles	4	1944-47	15-22	.405
10. John Heisman	5	1895-99	12-4-2	.722
11. Dave Morey	3	1925-27	10-10-1	.500
12. Boozar Pitts	3	1923-24, '27	7-10-4	.429
13. W.S. Kienholz	1	1907	6-2-1	.722
Billy Watkins	2	1900-01	6-3-1	.650
15. Billy Bates	1	1903	4-3	.571
16. George Bohler	2	1928-29	3-11	.214
Earl Brown	3	1948-50	3-22-4	.172
18. G.H. Harvey	1	1893	2-0-2	.750
Dr. George Petrie	1	1892	2-2	.500
R.S. Kent	1	1902	2-2-1	.500
21. Bill Oliver	1	1998	2-3	.400
22. D.M. Balliet	1	1893	1-0	1.000
F.M. Hall	1	1894	1-3	.250
24. Mike Harvey	1	1902	0-2	.000
John Floyd	1	1929	0-4	.000


Auburn All-Time Coaching Leaders

(BY WINNING PERCENTAGE)

Coach	Years	Tenure	Record	Pct.
1. D.M. Balliet	1	1893	1-0	1.000
2. G.H. Harvey	1	1893	2-0-2	.750
3. Terry Bowden	6	1993-98	47-17-1	.731
4. Mike Donahue	18	1904-06, '08-22	99-35-5	.730
5. John Heisman	5	1895-99	12-4-2	.722
W.S. Kienholz	1	1907	6-2-1	.722
7. Pat Dye	12	1981-92	99-39-4	.711
8. Ralph Jordan	25	1951-75	176-83-6	.675
9. Billy Watkins	2	1900-01	6-3-1	.650
10. Tommy Tuberville	4	1999- current	30-19	.612
11. Chet Wynne	4	1930-33	22-15-2	.591
12. Billy Bates	1	1903	4-3	.571
13. Jack Meagher	9	1934-42	48-37-10	.558
14. Doug Barfield	5	1976-80	29-25-1	.536
15. Dave Morey	3	1925-27	10-10-1	.500
Dr. George Petrie	1	1892	2-2	.500
R.S. Kent	1	1902	2-2-1	.500
18. Boozar Pitts	3	1923-24, '27	7-10-4	.429
19. Carl Voyles	4	1944-47	15-22	.405
20. Bill Oliver	1	1998	2-3	.400
21. F.M. Hall	1	1894	1-3	.250
22. George Bohler	2	1928-29	3-11	.214
23. Earl Brown	3	1948-50	3-22-4	.172
24. Mike Harvey	1	1902	0-2	.000
John Floyd	1	1929	0-4	.000

Did You Know?

Mike Donahue, who coached Auburn from 1904-06 and 1908-22, posted a winning percentage of .730. His last three teams from 1920-22, averaged 38 points a game in 20 wins. In his last three seasons, Auburn scored 50 or more points in seven games.



Shug Jordan posted a 176-83-6 record in 25 years at the Auburn helm, making him the winningest coach in the Tigers' storied history.

All-Time Assistant Coaches

2003 Auburn Football

Alley, E.H. "Herc," 1944-47
Allison, Rodney, 1993-98
Atkins, George, 1956-71
Atkinson, Professor, 1892

Barfield, Doug, 1972-75
Baskin, Weems, 1930
Blakeney, Larry, 1977-90
Beck, Dave, 1974-79
Beightol, Larry, 1976
Bernard, Charles, 1948-50
Bidez, Biddie, 1919
Bowden, Tommy, 1980, 1990-96
Bradberry, Buck, 1955-65
Burns, Jack, 1979-80

Callaway, Neil, 1981-92
Campbell, Randy, 1992
Cannon, Jack, 1933
Casey, Bud, 1981-92
Chambless, Boots, 1934-46
Chizik, Gene, 2002-03
Christian, Tim, 1969-80
Connally, Joe, 1951-75
Crain, Kurt, 1993-95
Crowe, Jack, 1982-85

Daniel, James, 1981-92
Darrow, George, 1946-47
Davis, Paul, 1967-80; 1987-90
Dennis, Steve, 1985-92
Denson, J.V., 1907
Donahue, M.J., 1907
Dooley, Vince, 1956-63
Dunn, Don, 1999-03
Dupree, Sterling, 1936

Eaves, Joel, 1949-63
Edmondson, Larry, 1997-98
Elliot, Jerry, 1962-66
Steve Ensminger, 2003

Fisher, Jimbo, 1993-98
Floyd, John "Red," 1929
Freeman, Bobby, 1964-73

Garner, Rodney, 1993-95
Gaum, C.G., 1908-12
Gibbs, Alex, 1979-80
Gran, Eddie, 1999-03
Grant, Porter, 1933-35
Greer, Steve, 1972-78
Guy, Al, 1979

Hall, Wayne, 1981-95
Harkins, C.D. "Red," 1931-35
Harvey, Mike, 1893-1902
Hayley, Lee, 1963-66
Herring, Hal, 1953-65
Herring, Reggie, 1987-91
Hewlett, McCoy, 1949-50
Hilyer, Jim, 1968-73
Hines, Jack, 1993-98
Hitchcock, Jimmy, 1933-46
Hobbs, Homer, 1951
Hollis, Joe, 1979
Hutsell, Wilbur, 1933

James, Lionel, 1996-97

Jenkins, Pete, 1996-98
Jones, Tom, 1966-71
Jordan, Ralph, 1933-45

Kiley, Roger, 1930-33
Kinard, Billy, 1961-63
King, Jim, 1977-78
Knox, Greg, 1999-03

Lee, 1928
Levine, Dutch, 1908
Phillip Lolley, 2000-03
Lorendo, Gene, 1951-75
Louiselle, W.C., 1916
Lovett, John, 1999-01

Marshall, Walter, 1948-50
Mazzone, Noel, 1999-01
McAllister, Sam, 1930-33
McFaden, Earl "Bull," 1930-33
McCollum, Buddy, 1934-46
McGowen, Dick, 1948-64
Mitchell, Sam, 1966-73
Morgan, Del, 1934-40
Morris, Pap, 1972-75
Moulton, Edward "Slick," 1928
Murphy, John, 1948-50

Nail, Hugh, 1999-03
Neel, Mike, 1974-76
Newell, Kirk, 1916
Nix, Buddy, 1976-80

Oliver, Bill, 1966-70, 1996-98
Orgel, Frank, 1981-85

Pannunzio, Joe, 1999
Papke, Mike, 1930-33
Penton, G.W., 1913-1915
Petrino, Bob, 2002
Pitts, J.E. "Boozer," 1919-22/1925-27
Pray, 1913

Price, Terry, 1999-03
Propst, Shorty, 1944-47
Purvis, Chuck, 1945



Gene Lorendo

Raye, Tommy, 1992
Roberts, J.D., 1961
Rose, George, 1972-75
Russell, Erk, 1958-62
Saia, Claude, 1964-75
Senn, C.L. "Shot," 1947-64
Shealy, Dal, 1977-78
Slaten, Ralph, 1948-50
Spinks, Buck, 1925-27
Streit, Bill, 1911
Sullins, S.E., 1979-80
Sullivan, Pat, 1986-91

Tichenor, Isaac, 1917-1919
Ticknor, R., 1916
Tolbert, Tyke, 1998
Trickett, Rick, 1993-98

Umbach, Arnold "Swede," 1944-47
Underwood, P.W., 1976-80

Wallace, Bobby, 1981-84
Waller, Charlie, 1951-54
Werner, "Pop," 1946
Whitt, Joe, 1981-2003
Wigham, Byrd, 1967-68
Williamson, John, 1949
Wilson, Bob, 1923
Wright, E.A., 1907

Young, Frank, 1971; 1974-90



Paul Davis

Did You Know?

Assistant head coach Joe Whitt has coached with 41 different assistants during his 23-year tenure at Auburn.

1971 Heisman Trophy

2003 Auburn Football

PAT SULLIVAN

QB • 6-0 • 190 • 3L • Birmingham, AL



SULLIVAN'S 1971 Game-by-Game Statistics

	Att.	Rushing Yds.	TD	Att.	Comp.	Passing HI	Yds.	TD	Total Offense	Avg. Gain Per Play
UT-CHATTANOOGA	3	-4	0	16	13	0	132	2	128	6.7
at Tennessee	5	0	0	31	14	0	154	0	154	4.2
KENTUCKY	3	12	0	25	16	2	253	2	265	9.4
SOUTHERN MISSISSIPPI	6	9	0	39	23	1	238	3	247	5.5
at Georgia Tech	3	-12	0	34	25	1	281	3	269	7.2
CLEMSON	5	26	0	31	15	3	204	1	230	6.4
FLORIDA	11	38	2	30	15	1	241	2	279	6.8
MISSISSIPPI STATE	4	25	0	24	13	1	140	3	165	5.7
at Georgia	6	-8	0	24	14	0	248	4	240	8.0
Alabama (B'ham)	1	-2	0	27	14	2	121	0	119	4.2
1971 Totals	47	84	2	281	162	11	2012	20	2096	6.3

SULLIVAN'S Career Highlights


- ☆ Two-time All-American (1970-71)
- ☆ Led NCAA with 2,856 yards of total offense in 1970
- ☆ Led Auburn to three bowl games
- ☆ Threw for 351 yards in Gator Bowl win over Ole Miss
- ☆ Accounted for 71 TDs in three years (53 pass/18 rush)
- ☆ Twice named SEC Player of the Year (1970-71)

SULLIVAN'S Career Passing Statistics

Year	G	Att.	Comp.	Yds.	Int.	TD
1969	10	257	123	1686	16	16
1970	10	281	167	2586	12	17
1971	10	281	162	2012	11	20
Totals	30	819	452	6284	39	53

SULLIVAN'S Career Rushing Statistics

Year	G	Att.	Yds.	Avg.	TD
1969	10	56	205	3.6	7
1970	10	52	270	5.1	9
1971	10	47	84	1.8	2
Totals	30	155	559	3.6	18



1985 Heisman Trophy

2003 Auburn Football

BO JACKSON

RB • 6-1 • 222 • 4L • Bessemer, AL



JACKSON'S 1985 Game-by-Game Statistics

	ATT	YDS	AVG	TD	LG	1st DOWN RUNS	OVER 10 YARDS	TD RUNS
SOUTHWESTERN LOUISIANA	23	290	12.6	4	76	10	6	7, 47, 76, 12
SOUTHERN MISSISSIPPI	30	205	6.8	2	34	9	4	2, 2
at Tennessee*	17	80	4.7	0	17	2	3	—
OLE MISS	38	240	6.3	2	25	16	9	3, 3
FLORIDA STATE	30	176	5.9	2	53	9	3	54, 35
at Georgia Tech	32	242	7.6	1	76	9	5	76
MISSISSIPPI STATE	28	169	6.0	2	40	9	5	22, 4
FLORIDA**	16	48	3.0	0	12	3	1	—
EAST CAROLINA	14	73	5.2	0	16	6	2	—
at Georgia	19	121	6.4	2	67	4	2	67, 6
Alabama (B'ham)	31	142	4.6	2	20	4	2	7, 1
1985 TOTALS	278	1786	6.4	17	76	81	42	—

*Injured in third quarter **Injured in second quarter

JACKSON'S Career Rushing Statistics

Year	G	Att.	Yds.	Avg.	TD	LG	Avg./Game
1982	11	127	829	6.5	9	53	75.4
1983	11	158	1213	7.7	12	80	110.3
1984	6	87	475	5.5	5	53	79.2
1985	11	278	1786	6.4	17	76	162.4
Totals	39	650	4303	6.6	43	80	113.2

JACKSON'S Career Receiving Statistics

Year	No.	Yds.	Avg.	TD	LP
1982	5	64	12.8	0	43
1983	13	73	5.6	2	44
1984	4	62	15.5	0	21
1985	4	73	18.3	0	29
Totals	26	272	10.5	2	44

JACKSON'S Career Baseball Statistics

Year	G	AB	R	H	Avg.	HR	RBI	SB
1983	26	68	14	19	.279	4	13	5
1985	42	147	55	59	.401	17	43	9
1986	21	69	21	17	.246	7	14	5
Totals	89	284	90	95	.335	28	70	19



1958 Outland Trophy

2003 Auburn Football

ZEKE SMITH

G • 6-2 • 215 • 3L • Uniontown, AL



Individual Defensive Statistics were not recorded in Zeke Smith's playing days. Here is his bio from the 1959 Auburn Football Media Guide, the season after he won the Outland Trophy:

ROGER DUANE (Zeke) SMITH—22—6-2—215—Sr.—Uniontown, Ala. ... Won Outland Award in 1958 as nation's outstanding lineman ... Greatest guard in history of Auburn ... All-SEC and All-America in 1958 by unanimous choice ... Considered best line-backing guard in Dixie ... Selected to first-string All-America on following teams: *Look Magazine*, Associated Press, NEA, FWAA, *Football Digest*, *Time Magazine*, *Sports Illustrated*, *Chicago Tribune*, *Coach and Athlete* ... All-SEC on Associated Press and United Press International and SEC "Lineman of the Year" choice of Atlanta Touchdown Club and Birmingham Quarterback Club ... "Lineman of the Week" by Associated Press for his play against Tennessee in 1958 season opener. He led a Tiger defense which allowed the Vols no first downs and minus-33 yards total offense for the afternoon ... Third-string frosh center who was held out as a sophomore ... Came to Auburn as a slew-footed runner but worked hard to obtain powerful muscles and agility ... Has tremendous quickness, speed and power ... Plays left guard on offense but becomes middle linebacker on a five-man line, which Auburn uses 70 percent of the time ... Voted "Best Offensive Guard in SEC" by conference coaches in 1958 ... Speed and quickness make him a natural on pulling and blocking ends (Auburn guards pull on about 80 percent of all plays) ... Drafted by Baltimore Colts following 1958 season as fourth draft pick despite having another year of eligibility ... Turned down \$15,000 to sign with Canadian League team because, as he said: "Auburn took me when no one else wanted me. I'm where I am today because of Coach Ralph Jordan and Auburn, and I believe I owe Auburn more than I could ever give" ... Education Major.

OTHER CHARACTERISTICS OF ZEKE SMITH—Handsome blond with blue eyes ... Born on Sept. 29, 1936, at Walker Springs, Ala.but moved to Uniontown (Pop. 2,000) when he was six years old ... Unheralded as a high school fullback, he was not approached by another college ... Nicknamed "Zeke" by high school coach who said he ran like Zeke Bratkowski (Georgia's famed "Brat" averaged losing 200 yards rushing each year) ... First-string Scholastic All-America by the Peoples Encyclopedia Company ... Called, along with Lou Michaels of Kentucky, "The Greatest Lineman in the SEC in the past 10 years," by Georgia Tech's Bobby Dodd ... Will be always remembered by football writers who attended the *Look Magazine* party in New York for accepting the OUTLAND AWARD by saying, "Thank you gentlemen for this HEISMAN TROPHY ... I mean OUTLAND AWARD." Smith did this twice within 30 seconds ... Spent this past summer as assistant sergeant-at-arms in Alabama Senate ... pre-season All-SEC and All-America ... married this summer.



1988 Outland Trophy/ Lombardi Award

2003 Auburn Football

TRACY ROCKER

DT • 6-3 • 278 • 4L • Atlanta, GA



ROCKER'S 1988 Game-by-Game Statistics

	Solo	Asst.	Total	Sack-Yds.	TL-Yds.	CF	RF	PBU	CI	INT
KENTUCKY	0	2	2	0-0	0-0	1	0	1	0	0
KANSAS	0	0	0	0-0	0-0	0	0	0	0	0
TENNESSEE	5	9	14	2-10	1-7	1	0	0	0	0
NORTH CAROLINA	3	3	6	0-0	1-1	0	0	1	0	0
at LSU	4	6	10	0-0	1-4	0	0	1	0	0
AKRON	7	4	11	0-0	2-7	0	0	0	0	0
MISSISSIPPI STATE	7	3	10	0-0	2-7	0	0	0	0	0
at Florida	10	6	16	0-0	3-7	1	0	0	0	0
SOUTHERN MISSISSIPPI	7	1	8	2-7	1-2	1	0	0	0	0
GEORGIA	7	4	11	0-0	1-1	0	0	1	0	0
Alabama (B'ham)	7	5	12	1-8	1-2	0	0	0	0	0
1988 TOTALS	57	43	100	5-25	13-38	4	0	4	0	0

ROCKER'S Career Highlights

- ☆ First SEC Player to win both the Outland and Lombardi
- ☆ Two-time All-America (1987-88)
- ☆ Three-time All-SEC (1986-87-88)
- ☆ Made 48 career tackles behind the line of scrimmage
- ☆ Helped Auburn win a pair of SEC titles (1987-88)
- ☆ Led SEC down linemen in tackles as a freshman

ROCKER'S Career Defensive Statistics

Year	Solo	Asst.	Total	Sack-Yds.	TL-Yds.	CF	RF	PBU	INT
1985	52	41	93	6-43	5-9	0	0	1	0
1986	46	40	86	7-58	4-8	1	0	4	0
1987	44	31	75	3-20	5-10	3	1	2	0
1988	57	43	100	5-25	13-38	3	0	4	0
Totals	199	155	354	21-146	27-65	7	1	11	0



Auburn All-Americans

2003 Auburn Football



JIMMY HITCHCOCK

The "Phantom of Union Springs," Jimmy Hitchcock became Auburn's first All-American in 1932. He was an offensive triple threat as a passer, runner and punter who led Auburn to the 1932 Southern Conference Championship. Against Tulane in 1932 Hitchcock returned an interception 60 yards for an Auburn touchdown and later returned an errant punt snap 63 yards for a second TD. Duke head coach Wallace Wade said, "Hitchcock is the finest all-around back ever to play against any of my teams." Hitchcock also received All-America honors in baseball and played briefly in the Major Leagues after leaving Auburn.



WALTER GILBERT

Auburn's only three-time All-American, Walter Gilbert played center on the 1934, 1935 and 1936 teams. Known as one of the first "roving centers," he also excelled at linebacker. Then Auburn assistant Ralph Jordan described Gilbert "as possibly the greatest linebacker-center in the history of Southern football." Gilbert became a member of the National Football Foundation Hall of Fame in 1956. Since 1981, Auburn University has issued the Walter Gilbert Award to Auburn athletes who have distinguished themselves through achievements after graduating from Auburn.



MONK GAFFORD

With 1414 career rushing yards, Gafford averaged 6.4 yards per carry and was named SEC Player-of-the-Year by the Birmingham Quarterback Club in 1942. Coach Bernie Moore of LSU called Gafford "the best back the SEC had seen in the last 10 years." A great punter and fine defensive player, he will be best remembered for his performance in the 1942 Georgia game. Gafford had 119 yards on 21 carries and returned three punts for a total of 92 yards leading the Tigers to defeat the No. 1 Bulldogs 27-13.



TEX WARRINGTON

As Auburn's second center to win All-American Honors, Tex Warrington was known for his love of contact and ability to size up situations on the field. He was a determined and dedicated blocker and also a talented linebacker. Warrington was named All-American by the NCAA Guide in 1944.



TRAVIS TIDWELL

As a freshman in 1946, Travis Tidwell led the nation in total offense with 1715 yards. His 3280 career offensive yards set and held the Auburn record for two decades. Tidwell was a leader on offense and defense. Chosen as a Williamson All-American, he was virtually single-handedly responsible for Auburn's 14-13 victory over Alabama in 1949. After his successful tenure at Auburn where he also lettered in baseball, Tidwell went on to play for the New York Giants in 1950 and 1951.



JIM PYBURN

During his sophomore year Jim Pyburn caught 25 passes for 379 yards and three touchdowns. One year later he had 28 receptions for 460 yards and two touchdowns. He once held the Auburn record for yards by a receiver in a season. Coach Ralph Jordan said, "We have a passing attack...just throw the ball in Pyburn's direction." Pyburn was named All-American after his junior year and passed up his senior season to play professional baseball. After playing with the Baltimore Orioles, Pyburn returned to SEC football as an assistant coach at the University of Georgia.



JOE CHILDRESS

Joe Childress was a threat as both a fullback and a placekicker for the 1953-1955 squads. He led the team in rushing as a junior with 836 yards on 148 carries. His top game in his Auburn career came against fifth-ranked Miami in 1954 when he gained 164 yards on 29 carries as Auburn won 14-13. Childress was selected MVP in the 1954 and 1955 Gator Bowls and was also selected All-SEC in those years. Childress was named All-American by the Football Writers of America in 1955. After leaving Auburn, Childress played in the NFL for 10 years with the Chicago and St. Louis Cardinals.

Auburn All-Americans

2003 Auburn Football



FRANK D'AGOSTINO

A quick, powerful tackle and explosive blocker, Frank D'Agostino made four All-America teams as a tackle including AP in 1953. He was known for his ability to block at the point of attack and was a talented downfield blocker. Regarded as one of the quickest tackles to ever play in the SEC, D'Agostino was a first-team All-SEC selection in 1953 and 1955. Following his tenure at Auburn, he returned home to Philadelphia and played briefly with the Philadelphia Eagles.



FOB JAMES

After gaining 879 yards on 123 carries in 1955 including 178 against Chattanooga, Fob James held the record as Auburn's all-time leading rusher with 1913 yards. His record stood for 21 years. James was named All-American by Movietone News and International News Service in 1955. He was also selected SEC Back-of-the-Year by the Atlanta Touchdown Club the same year. James later served as Alabama's governor from 1979-1983 and was elected again in 1994.



JIMMY PHILLIPS

Jimmy Phillips was one of Auburn's most celebrated All-Americans, making 11 All-America teams in 1957. He averaged 23.8 yards per catch and caught four touchdown passes that year. Phillips led the SEC in receiving in 1956 with 23 receptions for 383 yards and four touchdowns. In 1955, he was named the SEC's Sophomore-of-the-Year and was named national Lineman-of-the-Week for his performance in Auburn's 14-12 victory over Georgia Tech, Auburn's first win over the Yellow Jackets in 15 years. Phillips was later an all-pro receiver for the Los Angeles Rams and Minnesota Vikings and led the NFL in receiving in 1961.



ZEKE SMITH

In 1958, Zeke Smith won the Outland Trophy given to the nation's top lineman and was selected as an All-America guard. He was the ringleader of a Tiger defense that held Tennessee to minus 33 yards offense and no first downs. Smith was named All-SEC later that year. Bobby Dodd, then Georgia head coach, called Smith and Kentucky lineman Lou Michaels "the greatest linemen in the SEC in the past 10 years." After leaving Auburn, Smith played professional football for the Baltimore Colts and New York Giants. Since 1977, Auburn has presented the Zeke Smith Award to the defensive Player-of-the-Year.



JACKIE BURKETT

Though he played college baseball and basketball, Jackie Burkett will be remembered as one of Auburn's greatest centers. Burkett and Zeke Smith combined to give Auburn some of its greatest line play in history. He was named top center and linebacker by SEC coaches in 1958. Selected All-American in 1958 and 1959, Burkett captained the 1959 team and called defensive signals during his three-year varsity career.



KEN RICE

Ken Rice was a two-time All-American lineman, making two All-America squads in 1959, then becoming a consensus All-American in 1960. He was voted the SEC's best offensive lineman as a junior and senior, and was named the league's top defensive lineman as a senior. He was also named to SEC's All-Sophomore team as a tackle despite playing behind All-SEC selection Cleve Wester in 1958. Rice, a first-round draft pick by both the AFL and NFL, was All-Pro in his rookie year with the Buffalo Bills.



ED DYAS

Ed Dyas swept All-America honors in football and scholastics in 1960. He set an NCAA record for most field goals in a season with 13. Auburn won four SEC games in 1960 with Dyas field goals. He was also a stand-out player at linebacker and fullback and concluded his career as Auburn's sixth all-time leading rusher with 1,298 yards. He finished fourth in the Heisman Trophy balloting in 1960 and was selected captain of the 1960 Scholastic All-America team.

Auburn All-Americans

2003 Auburn Football



JIMMY SIDLE

Jimmy Sidle became the first quarterback to lead the nation in rushing with 1,006 yards in 1963. He also led the SEC in offense with 1712 yards and completed 53 of 136 passes for 706 yards and five touchdowns. After leading Auburn to a 9-1 season and an Orange Bowl bid, he was selected All-American in 1963. Due to a shoulder injury in the season opener against Houston, he was forced to move to tailback and saw limited playing time that year.



TUCKER FREDERICKSON

Tucker Frederickson was described by Coach Ralph Jordan as "the most complete football player I have seen in the 38 years I have been connected with the game." He was a consensus All-American and was Player-of-the-Year in the South in 1964. An outstanding fullback and defensive back, Frederickson ended his Auburn career with 100-yard plus games against Georgia and Alabama. He was also a two-time winner of the Jacobs Blocking Trophy. Frederickson finished sixth in the Heisman balloting in 1964 and was the first player picked in the NFL draft by the New York Giants.



JACK THORNTON

As the leader of Auburn's 1964 defense which was ranked first in the nation, Jack Thornton was a first team All-SEC defensive tackle. He started on at offensive and defensive tackle on the 1963 Orange Bowl team. In 1965, he repeated as All-SEC and was selected All-American by Newspaper Enterprises Association. Thornton also led Auburn in interceptions that year, one of which led to the tying touchdown against Tennessee in a 13-13 deadlock.



BILL CODY

After playing as a running back and quarterback, Bill Cody made his mark as a linebacker. In 1963, he was a unanimous selection for the All-SEC Sophomore team. He was a first team All-SEC linebacker and made the All-SEC Academic team in 1964 and 1965. He played on two bowl teams for Auburn including the Orange Bowl in 1963 and the Liberty Bowl in 1965.



FREDDIE HYATT

Auburn's leading wide receiver for three consecutive seasons, Freddie Hyatt shattered all Auburn pass receiving records in 1967. That year he caught 34 passes for 553 yards and six touchdowns. In Hyatt's junior year he caught four touchdown passes of over 30 yards, with three accounting for winning touchdowns. He was selected All-American by The Football News in 1967. Following his senior year, he played in the Blue-Gray, Senior Bowl, Coaches' All-America and College All-Star games becoming the first player in Southern football history to have that distinction.



DAVID CAMPBELL

A two-time All-SEC defensive tackle, David Campbell was selected a first-team NEA All-American in 1968. Also in that year, Campbell was twice an AP Southeastern Lineman-of-the-Week, Sports Illustrated Lineman-of-the-Week and Most Valuable Lineman in Auburn's 34-10 Sun Bowl victory over Arizona. He will be forever remembered for his spectacular play against Miami that year, leading Auburn to a 31-6 win over the fifth-ranked Hurricanes.



BUDDY McCLINTON

Buddy McClinton is Auburn's all-time career interception leader with 18. In 1969, McClinton intercepted nine passes, an Auburn record, and was named to seven All-America teams as a safety. He started every game in his career. McClinton intercepted four passes, returning one for a touchdown and was selected the Most Valuable Player in Auburn's 1968 Sun Bowl win over Arizona.

Auburn All-Americans

2003 Auburn Football



LARRY WILLINGHAM

Another consensus All-America defensive back, Larry Willingham made eight All-America teams in 1970. He intercepted 11 passes in his Auburn career, including seven in 1969. He picked off four passes in 1970 and returned one 52 yards for a touchdown in Auburn's 36-23 upset of Tennessee. His first college punt return was 70 yards. Willingham played professionally for the St. Louis Cardinals of the NFL and Birmingham of the WFL.



PAT SULLIVAN

Auburn's first Heisman Trophy winner in 1971, Pat Sullivan changed the face of Auburn football and broke many SEC and NCAA records along the way. He was a two-time All-American in 1970 and 1971. In 1970, he was the NCAA total offense leader with 2856 yards and set an NCAA record for most yards per play with 8.57. Sullivan also tied an NCAA record for most touchdowns responsible with 71. In his career, Sullivan threw 817 passes and completed 454 for 6,284 yards and 53 touchdowns. Former Alabama head coach Paul "Bear" Bryant said of Sullivan, "He does more things to beat you than any quarterback I've ever seen."



TERRY BEASLEY

Georgia coach Vince Dooley described Terry Beasley as "a boy wonder" after his performance that riddled the Georgia secondary for 130 yards and two touchdowns in 1971. For his career, Beasley, an All-American in 1970 and 1971, caught 141 passes for 2,507 yards and 29 touchdowns. He led the SEC in scoring with 72 points in 1970. He also led the SEC in receiving that year with 52 receptions for 1,051 yards. As a senior, he caught 55 passes and scored 12 touchdowns. Beasley was named the College Pass Receiver-of-the-Year by the Columbus, Ohio Touchdown Club following his senior season.



MIKE FULLER

An All-American defensive back in 1974, Mike Fuller was one of Auburn's all-time leading punt returners. He returned 30 punts for 502 yards and three touchdowns in 1974, which ranked him fourth in the nation. Also in 1974, Fuller returned two punts for touchdowns in a 52-6 rout of Chattanooga and returned a punt 52 yards for a touchdown in Auburn's 24-20 win over Mississippi State. During his junior year, 1973, Fuller was second in the nation in punt returns averaging 19.1 yards. After leaving Auburn, he played with San Diego and Cincinnati of the NFL and Birmingham of the WFL.



KEN BERNICH

Ken Bernich was a consensus All-America linebacker in 1974. He was a member of the Associated Press, Walter Camp and Kodak-Coaches All-America teams. In 1974, he was Auburn's second leading tackler with 94. Bernich led Auburn in tackles as a sophomore and junior and was captain of the 1975 Senior Bowl team.



NEIL O'DONOGHUE

Neil O'Donoghue's 57-yard field goal against Tennessee in 1976 still remains the record for the longest field goal in Auburn history. In 1975, the soccer player from St. Bernard College transferred to Auburn and played in only the third college football game he had ever seen. In his first collegiate season, O'Donoghue connected on nine-of-10 field goal attempts from inside the 43. He was an excellent long-range kicker and made a 54-yarder against Mississippi State and another for 53 yards against Virginia Tech in 1975. In 1976, he made three attempts of over 50 yards and was named All-American by the Football News.



KEITH UECKER

A four-year offensive line starter, Keith Uecker started his first three years at offensive tackle then moved to guard his senior year. He won Auburn's Ken Rice Award twice, given to Auburn's Outstanding Offensive Lineman. As co-captain of Pat Dye's first Auburn team, Uecker made the Mizlou All-American team in 1981. He also played in the Blue-Gray and Senior Bowl all-star games. After his tenure at Auburn, Uecker played for the Denver Broncos.

Auburn All-Americans

2003 Auburn Football



BOB HARRIS

Along with Tucker Frederickson, Bob Harris is recognized as the best defensive back in Auburn history. Like Frederickson, Harris' forte was run support. In 1981, he had 118 tackles, third best on the squad. In 1982, he was again Auburn's third leading tackler with 94. His top game came against Alabama in 1982 when he intercepted two passes. Harris' first interception set up a touchdown and the other preserved Auburn's first win over Alabama in 10 years.



DONNIE HUMPHREY

Donnie Humphrey was the first five-year letterman in Auburn history. He was an All-SEC performer in 1981 and was Auburn's second leading tackler that year with 121. Touted for All-America honors in 1982, he was injured in Auburn's second game versus Southern Mississippi and was allowed to return for a fifth year. In 1983, Humphrey was a big-play maker on Auburn's SEC and Sugar Bowl championship squad. He was All-SEC and was selected a WTBS All-American in 1983.



GREGG CARR

As Auburn's leading tackler for three seasons, Gregg Carr was the SEC's most honored athlete in 1984. As a senior, he was a consensus All-American, National Football Foundation Scholar Athlete and one of the NCAA's Top Five Student Athletes. Carr was nominated for the Lombardi Award in 1984. A three-time All-SEC selection and a four-time Academic All-SEC team member, he was Auburn's leading tackler as a sophomore and junior and the second leading tackler as a senior. After his Auburn career, Carr played briefly with the Pittsburgh Steelers.



BO JACKSON

Bo Jackson is recognized as one of the greatest players to ever play college football. The winner of the 51st annual Heisman Trophy as the outstanding college football player in America in 1985, Jackson holds virtually every rushing record in the Auburn book. The two-time All-American and three-time All-SEC selection is the Tigers' all-time leading rusher and scorer and the only Auburn back to ever rush in excess of 4000 yards in a career and only the third back in SEC history to do so. Jackson lettered in football, baseball and track at Auburn. He signed a professional baseball contract with the Kansas City Royals.



LEWIS COLBERT

Regarded as one of the best punters in Auburn history, Lewis Colbert was a first team All-America selection by Kodak. He finished his career as Auburn's record holder for career punts and career yardage. In 1985, his senior season, he led the SEC in punting with a 45.8 yard average. Colbert was known for his long punts including a 77-yarder against Southwest Louisiana in 1985. He also punted the ball inside the opponent's 5-yard line on six occasions during his senior season. Colbert walked on at Auburn and overcame a club foot in becoming an All-American.



BEN TAMBURELLO

A finalist for both the Outland Trophy and Lombardi Award in 1986, Ben Tamburello was a unanimous All-America selection as a senior and made The Football News All-America squad as a junior in 1985. He anchored an offensive line that led the league in rushing with a 312.5 yards per game average. An All-SEC and Academic All-SEC selection as well, Tamburello blocked for Heisman Trophy winner Bo Jackson and All-America tailback Brent Fullwood during his Auburn career. He established himself as one of the outstanding offensive linemen in the country and, perhaps, in Auburn history.



BRENT FULLWOOD

A unanimous All-America and All-SEC selection in 1986, Brent Fullwood rushed for 1391 yards on 167 carries and scored ten touchdowns as a senior. His senior season total was first in the SEC and the second-best single season total in Auburn history. His 8.3 yards per carry average led the nation in 1986 and placed him sixth on the Heisman Trophy ballot. Also during his senior year, Fullwood received the Wally Butts Memorial Award given to the best offensive back in the Southeast. He ended his career with 2789 yards, fourth on the Auburn all-time rushing list. He went on to a short NFL career with the Green Bay Packers and the Cleveland Browns.



AUNDRAY BRUCE

He was the first pick in the 1988 NFL draft, going to the Atlanta Falcons. He was a three-year starter at Auburn making the Walter Camp, Scripps-Howard and Kodak Coaches All-America teams as a senior and All-SEC in 1986 and 1987. Bruce gave what might be Auburn's best defensive performance ever against Georgia Tech in 1987, intercepting three passes, returning one 45 yards for a touchdown, causing a fumble that was recovered in the end zone for another Auburn touchdown, recording three quarterback sacks, recovering one fumble and accounting for an additional nine tackles.


Auburn All-Americans

2003 Auburn Football



KURT CRAIN

Described by Coach Pat Dye as having "linebacker personality," Kurt Crain led Auburn in tackles in 1986 and 1987, making the AP All-America team in 1987. Known for his kamikaze style, he led the team in interceptions in 1987 with five. Crain, a transfer from Memphis State, had 324 tackles during his Auburn career, four sacks, seven interceptions and three fumble recoveries. He was a two-time All-SEC selection in 1986 and 1987 and was the team's on-field leader those years as well.



STACY SEARELS

Stacy Searels was one of the most versatile offensive linemen in Auburn history. When the Tigers were setting records with Heisman Trophy winner Bo Jackson and All-American Brent Fullwood, Searels was one of Auburn's best run blockers. When Auburn went to a more pass oriented offense in 1987, Searels was one of Auburn's best pass blockers as well. A three-year starter at tackle, he was All-SEC in 1986 and 1987 and an AP and Football News All-American in 1987. Searels was a fourth round pick in the NFL draft, going to San Diego.




TRACY ROCKER

As a premier player for the nation's top-ranked defense, Tracy Rocker made history in 1988 when he became the first player from the SEC to win both the Outland Trophy and Lombardi Award. Rocker was a three-time All-SEC player at defensive tackle and a two-time All-American. He had 100 tackles in his Lombardi-Outland season and recorded 354 tackles in his four-year career, 48 of which were behind the line of scrimmage. Rocker led the SEC in tackles by a down lineman as a freshman in 1985. He made All-SEC as a sophomore and junior and made the Football Writers, Walter Camp, Scripps-Howard and Football News All-America teams as a junior.



WALTER REEVES

Walter Reeves made The Sporting News All-America team in 1988, capping a four-year career that ranks as one of the greatest tight end careers in Auburn history. Reeves consistently graded in the 90s as a blocker and was also a clutch pass receiver. His ability to carry would-be tacklers with him resulted in many crucial first downs for Auburn. Reeves was a second round NFL draft pick by the Phoenix Cardinals.



BENJI ROLAND

Benji Roland anchored the Auburn defensive line for four years, 1985-88. His ability to control the middle of the line from his noseguard position was a big factor in Auburn's 1988 SEC Championship run when the Tigers led the nation in total defense, rushing defense and scoring defense. Roland played briefly with the Tampa Bay Buccaneers after leaving Auburn.



ED KING

Ed King became the third player in Auburn history to be named All-American as a sophomore when he was named to the Scripps Howard, Walter Camp and Football News All-America teams in 1989. He was a consensus All-America selection in 1988 and passed up his senior season to enter the 1991 NFL draft. He was a second round draft pick by the Cleveland Browns.



CRAIG OGLETREE

As the cornerstone of the Auburn defense, Craig Ogletree led the 1989 SEC champions in sacks with 11 for minus 62 yards. His 113 tackles included 14 behind the line of scrimmage. His big play ability contributed to Auburn's three straight SEC championships from 1987 through 1989. Ogletree was named to the Sporting News All-America team in 1989. Ogletree had a brief stint with the Cincinnati Bengals after leaving Auburn.



DAVID ROCKER

A Lombardi finalist in 1990, David Rocker joined his brother Tracy in becoming Auburn's All-Americans from the same family. Rocker made the Walter Camp and Kodak Coaches All-America teams in 1990. He was a consensus All-SEC player in 1989 and 1990 and went on to a three-year NFL career with the Los Angeles Rams.

Auburn All-Americans

2003 Auburn Football



WAYNE GANDY

Wayne Gandy anchored the Tigers' 1993 offensive line that paved the way to the program's first 11-0 season. He played 708 of the 800 snaps during the undefeated season. The finalist for the Outland Trophy was selected to the Scripps Howard, Football Writers and AP All-America teams. Gandy started 31 consecutive games and was a consensus All-SEC offensive tackle. Equally effective in pass protection and run blocking, Gandy did not allow a sack during the 1993 campaign, grading 80 percent for the season. Gandy was a first round NFL draft pick by the Los Angeles Rams.



TERRY DANIEL

Terry Daniel earned consensus All-America and All-SEC honors as a junior following the best season ever by an Auburn punter. He finished the 1993 season with a 46.9 yards per punt average, ranking him second in the nation. Daniel booted 16 punts of more than 50 yards, three of more than 60 yards as well as a career-long punt of 71 yards. Daniel was more than just a distance punter. He landed 11 punts dead inside opponents' 20-yard line, including a 49-yard effort against Alabama that was downed at the 6-yard line and led to an Auburn safety.



BRIAN ROBINSON

With eight interceptions his junior year, Brian Robinson led the SEC and placed second in the nation. He is Auburn's career record holder with three interception returns for touchdowns. Robinson was a consensus first-team All-American and ended his career with 13 interceptions. He will always be remembered for his performance in the 1993 Florida game where he intercepted three passes, one of which set up the game-winning drive in Auburn's 36-33 win over the first-ranked Gators.




FRANK SANDERS

After leading the SEC in receiving yards per game and breaking Auburn's single-season record for receptions, Frank Sanders was named first-team All-America by AP, the Football Writers of America and Scripps Howard. He caught 58 passes for 910 yards and seven touchdowns during his senior year. A consensus All-SEC selection, Sanders finished his Auburn career second in total receptions with 121, receiving yardage with 1998 and receiving touchdowns with 15. He was a second-round draft pick by the Arizona Cardinals.



CHRIS SHELLING

Chris Shelling was a first-team All-America selection by Football Writers and Scripps Howard in 1994. He started at both corner and safety during his four-year career. Shelling was one of three finalists for the Thorpe Award given to the top defensive back in the nation. His senior year, he led Auburn defensive backs with 96 total tackles and was second on the team with 61 solo tackles. He recorded two sacks that year and made three interceptions and gained 65 yards in interception returns. His performance in the 1994 LSU game with 18 tackles and a fumble recovery for a touchdown earned him SEC Player-of-the-Week honors.



VICTOR RILEY

Prior to his senior season, Victor Riley was rated by the Sporting News as one of the top six offensive tackles in the nation and was a pre-season All-SEC selection. His senior year, he was chosen as a first-team Coaches' All-American and was a consensus All-SEC pick. Riley started 34 games at either tackle or guard, including eight as a true freshman. He led the team with 13 pancake blocks.



TAKEO SPIKES

In 1997, Takeo Spikes led the Tigers with 136 tackles. He recorded 79 tackles in his last six games and was a Butkus semi-finalist two-straight years. Rated by The Sporting News as one of the top four inside linebackers in the nation, Spikes tied his career-high with 18 tackles against Florida, 14 solo. Also in his senior season, Spikes had two interceptions and returned one for a touchdown. In 1996, Spikes received the Zeke Smith Award as Auburn's Defensive Player-of-the-Year and the Mike Kolen Award as Auburn's leading tackler. Spikes passed up his senior season to enter the 1998 NFL draft, after being named as a first-team All-American by The Sporting News.



DAMON DUVAL

In 2001, Damon Duval was named to the Walter Camp and American Football Coaches' Association All-America team as a kicker after connecting on 16-of-26 field goals during his junior season. Duval kicked three game-winning field goals for the Tigers in 2001, including a 44-yarder with 10 seconds left in driving rain to help Auburn upset top-ranked Florida, 23-20 on Oct. 13. A finalist for the Lou Groza Award, Duval was also named to the Coaches' All-SEC team at both kicker and punter, becoming the first player to ever be named to the team at two different positions.

Auburn Honors

2003 Auburn Football

All-Americans

- 1932: Jimmy Hitchcock, HB
- 1937: Walter Gilbert, C
- 1942: Monk Gafford, HB
- 1944: Tex Warrington, C
- 1949: Travis Tidwell, QB
- 1954: Jim Pyburn, E
- 1955: Frank D'Agostino, T
Joe Childress, FB
Fob James, HB
- 1957: Jimmy Phillips, E
- 1958: Jackie Burkett, C
Zeke Smith, G
- 1959: Ken Rice, T
Zeke Smith, G
- 1960: Ed Dyas, FB
Ken Rice, T
- 1963: Jimmy Sidle, QB
- 1964: Tucker Frederickson, FB
- 1965: Bill Cody, LB
Jack Thornton, T
- 1967: Freddie Hyatt, E
- 1968: Dave Campbell, T
- 1969: Buddy McClinton, S
- 1970: Terry Beasley, FL
Pat Sullivan, QB
Larry Willingham, DB
- 1971: Terry Beasley, WR
Pat Sullivan, QB
- 1974: Ken Bernich, LB
Mike Fuller, S
- 1976: Neil O'Donoghue, PK
- 1981: Keith Uecker, OT
- 1982: Bob Harris, DB
- 1983: Donnie Humphrey, DL
Bo Jackson, RB
- 1984: Gregg Carr, LB
- 1985: Lewis Colbert, P
Bo Jackson, RB
Ben Tamburello, C
- 1986: Brent Fullwood, RB
Ben Tamburello, C
- 1987: Aundray Bruce, OLB
Kurt Crain, LB
Tracy Rocker, DT
Stacy Searels, OT
- 1988: Walter Reeves, TE
Tracy Rocker, DT
Benji Roland, NG
- 1989: Craig Ogletree, LB
Ed King, OG
- 1990: Ed King, OG
David Rocker, DL
- 1993: Terry Daniel, P
Wayne Gandy, OT
- 1994: Chris Shelling, DB
Brian Robinson, DB
Frank Sanders, WR
- 1997: Victor Riley, OL
Takeo Spikes, LB
- 2001: Damon Duval, K



Jimmy Hitchcock, was Auburn's first All-American in 1932.

National Football Foundation of Fame

- Terry Beasley, WR
- Mike Donahue, Coach
- Tucker Frederickson, HB
- Walter Gilbert, C
- John W. Heisman, Coach
- Jimmy Hitchcock, HB
- Bo Jackson, RB
- Ralph "Shug" Jordan, Coach
- Pat Sullivan, QB

Heisman Trophy

- 1971: Pat Sullivan, QB
- 1985: Bo Jackson, RB

Outland Trophy

- 1958: Zeke Smith, G
- 1988: Tracy Rocker, DT

Lombardi Award

- 1988: Tracy Rocker, DT

Academic All-Americans

- 1965: Bill Cody, LB
- 1969: Buddy McClinton, S
- 1971: Pat Sullivan, QB
- 1974: Bobby Davis, LB
- 1975: Chuck Fletcher, OT
- 1976: Chris Vacarella, FL
- 1980: Jim Skuthan, OG
- 1984: Gregg Carr, LB
- 1994: Matt Hawkins, PK
- 1995: Matt Hawkins, PK/P

National FB Foundation Scholar-Athlete Awards

- 1960: Ed Dyas, FB
- 1963: John Cochran, LB
- 1985: Gregg Carr, LB

SEC Coach of the Year

- 1935: Jack Meagher
- 1953: Ralph "Shug" Jordan
- 1963: Ralph "Shug" Jordan
- 1972: Ralph "Shug" Jordan
- 1983: Pat Dye
- 1987: Pat Dye
- 1988: Pat Dye
- 1993: Terry Bowden

SEC Most Valuable Player

- 1936: Walter Gilbert, C
- 1949: Travis Tidwell, QB
- 1963: Jimmy Sidle, QB
- 1964: Tucker Frederickson, FB
- 1970: Pat Sullivan, QB
- 1971: Pat Sullivan, QB
- 1979: Joe Cribbs, RB
- 1985: Bo Jackson, TB
- 1988: Tracy Rocker, DT
- 2000: Rudi Johnson, TB

Birmingham QB Club SEC MVPs

- 1942: Monk Gafford (Back)
- 1949: Travis Tidwell (Back)
- 1954: Joe Childress (Back)
- 1957: Jimmy Phillips (Lineman)
- 1958: Zeke Smith (Lineman)
- 1960: Ed Dyas (Back)
- 1963: Jimmy Sidle (Back)
- 1964: Tucker Frederickson (Back)
- 1969: Mike Kolen (Lineman)
- 1970: Pat Sullivan (Back)
- 1971: Terry Beasley (Lineman)
Pat Sullivan (Back)
- 1974: Mike Fuller (Back)
- 1978: Joe Cribbs (Back)
- 1979: Joe Cribbs (Back)
- 1984: Gregg Carr (Lineman)
- 1985: Bo Jackson (Back)
- 1986: Brent Fullwood (Back)
- 1988: Tracy Rocker (Lineman)
- 1989: Reggie Slack (Back)
- 1993: Stan White (Back)

Atlanta Touchdown Club SEC Awards

SEC Back of the Year

- 1949: Travis Tidwell, QB
- 1954: Bobby Freeman, QB
- 1955: Fob James, HB
- 1964: Tucker Frederickson, FB
- 1970: Pat Sullivan, QB
- 1972: Terry Henley, TB
- 1979: Joe Cribbs, RB
- 1983: Bo Jackson, RB
- 1985: Bo Jackson, RB
- 1986: Brent Fullwood, RB
- 2000: Rudi Johnson, RB
- 2002: Ronnie Brown, RB



Joe Cribbs was the SEC MVP in 1979

Auburn Honors

2003 Auburn Football



Tucker Frederickson was a two-time Jacobs Award winner.

Atlanta Touchdown Club

SEC Lineman of the Year

- 1958: Zeke Smith, G
- 1984: Gregg Carr, LB
- 1986: Ben Tamburello, C
- 1987: Stacy Searels, OT
- 1988: Tracy Rocker, DT
- 1993: Wayne Gandy, OT

SEC Defensive Back of the Year

- 1994: Brian Robinson, FS

Jacobs Award

SEC Blocker of the Year

- 1940: Lloyd Cheatham, G
- 1963: Tucker Frederickson, FB
- 1964: Tucker Frederickson, FB
- 2001: Kendall Simmons, OT

ASWA Amateur Athlete of the Year

- 1976: Harvey Glance (Track)
- 1979: Joe Cribbs (Football)
- 1980: Rowdy Gaines (Swimming)
- 1982: Randy Campbell (Football)
- 1985: Rowdy Gaines (Swimming)
- 1986: Bo Jackson (Football)
- 2001: Gabe Gross (Baseball)

Did You Know?

Auburn has won 10 Southeastern Conference Most Valuable Player honors which ties for the most in the conference.

ASWA Professional Athlete of the Year

- 1980: William Andrews (Football)
- 1987: Charles Barkley (Basketball)
- 1989: Bo Jackson (Football/Baseball)
- 1991: Frank Thomas (Baseball)
- 1993: Frank Thomas (Baseball)
- 1994: Frank Thomas (Baseball)
- 1997: Kevin Greene (Football)
- 2001: Tim Hudson (Baseball)

SEC All-Freshman

- 1986: John Hudson, OL, James Joseph, RB
- 1988: Anthony Judge, LB, Ed King, OL, Henry Love, RB, Shayne Wasden, WR
- 1989: Darrell Williams, RB
- 1990: Anthony Redmon, OL, Stan White, QB, James Willis, LB
- 1991: Thomas Bailey, KR, Joe Frazier, RB, Fred Smith, DB
- 1992: Anthony Harris, ILB
- 1993: Willie Anderson, OL
- 1994: Ken Alvis, DB, Victor Riley, OL
- 1995: Robert Baker, KR, Jimmy Brumbaugh, DL, Martavius Houston, DB, Takeo Spikes, LB
- 1996: Jeno James, OL, Brad Ware, DB
- 1997: Larry Casher, DB, Rob Pate, DB
- 1998: James Callier, LB
- 1999: Ronney Daniels, WR, Damon Duval, P
- 2000: Roshard Gilyard, Whip, Robert Johnson, TE, DeMarco McNeil, DT, Dontarrious Thomas, LB
- 2001: Ronnie Brown, RB; Carlos Rogers, CB; Carnell Williams, RB
- 2002: Marcus McNeill, OT; Cooper Wallace, TE

SEC Freshman of the Year

- 1990: James Willis (Defensive)
- 1995: Martavius Houston (Co-def.)
- 1999: Ronney Daniels

SEC Player of the Week

OFFENSE

- 1985: Bo Jackson (9/6)
- Bo Jackson (10/4)
- Bo Jackson (10/18)
- Bo Jackson (11/16)
- 1986: Brent Fullwood (9/27)
- Brent Fullwood (10/11)
- Brent Fullwood (10/25)
- Brent Fullwood (11/29)
- 1987: Jeff Burger (10/10)
- Jeff Burger (11/14)
- Stacy Danley (11/28)
- 1988: Reggie Slack (11/12)



- 1989: Alexander Wright (9/9)
- Alexander Wright (12/2)
- 1990: James Joseph (9/15)
- Stan White (9/29)
- 1993: James Bostic (9/4)
- Stan White (9/18)
- Stan White (10/16)
- James Bostic (11/13)
- 1994: Patrick Nix (10/8)
- Patrick Nix (10/15)
- Stephen Davis (10/29)
- 1997: Dameyune Craig (9/22)
- 1999: Ben Leard (11/15)
- 2000: Rudi Johnson (9/2)
- 2001: Carnell Williams (11/10)
- 2002: Carnell Williams (9/16)
- Carnell Williams (9/30)
- Ronnie Brown (11/4)

DEFENSE

- 1986: Aundray Bruce (9/27)
- Kurt Crain (10/18)
- Kurt Crain (11/29)
- 1987: Nate Hill (9/5)
- Kurt Crain (10/3)
- Aundray Bruce (10/17)
- Kurt Crain (10/31)
- Kurt Crain (11/28)
- 1988: Tracy Rocker (9/24)
- Quentin Riggins (10/29)
- Brian Smith (11/12)
- Ron Stallworth (11/26)
- 1989: Lamar Rogers (9/16)
- Quentin Riggins (11/4)
- John Wiley (11/18)
- 1990: Walter Tate (10/6)
- 1991: Darrell Crawford (9/14)
- 1992: Tim Cromartie (9/26)
- 1993: Chris Shelling (10/9)
- Brian Robinson (10/30)
- Jason Miska (11/20)
- 1994: Mike Pelton (9/5)
- Chris Shelling (9/19)
- 1995: Marcellus Mostella (9/2)
- Marcellus Mostella (10/7)
- 1996: Jimmy Brumbaugh (10/12)
- Takeo Spikes (11/2)
- 1997: Takeo Spikes (11/17)
- 2000: Rodney Crayton (10/28)
- 2001: Dontarrious Thomas (10/13)
- Rashaud Walker (10/13)
- 2002: Reggie Torbor (9/23)
- Karlos Dansby (10/28)
- Travaris Robinson (11/25)

All-Southern Conference

(1902-32)

- 1902: James Elmer, G
- 1904: Humphrey Foy, FB
- 1905: Frank Jones, T
- 1908: John Davis, T, Walker, Reynolds, E, L. Hardage, HB
- 1909: T.C. Locke, G, Harry Esslinger, T

Takeo Spikes was named to the SEC All-Freshman in 1995 and to the All-SEC teams in 1996 and 1997.

Auburn Honors

2003 Auburn Football

- 1910: E.L. Caton, C, Bradley Streil, FB
- 1911: J.E. Davis, FB
- 1912: J.H. Thigpen, G, M.E. Meadows, T
- 1913: Frank Lockwood, G, Henry Robinson, E
Kirk Newell, QB, F.U. Harris, FB
- 1914: J.E. Pitts, C, G.E. Taylor, T, J.H.
Thigpen, G, Richard Kearley, E
- 1915: G.E. Taylor, T, George Steed, G
- 1916: R.J. Ducote, E
- 1917: Pete Bonner, G, R.J. Ducote, FB
- 1919: Pete Bonner, T
- 1920: C.C. Warren, G, Noah Caton, C
- 1921: Noah Caton, C
- 1922: John Shirey, HB
- 1923: J.D. Lawrence, C
- 1932: David Arial, E, Jimmy Hitchcock, HB

All-SEC

(AP, UPI and Coaches Polls)
(First-Team Only)

- 1933: Ripper Williams, QB, Gump Ariail, E
- 1934: Bennie Fenton, E
- 1935: Haygood Paterson, T, Walter Gilbert, C
- 1936: Walter Gilbert, C, Joel Eaves, E
- 1937: Ralph Sivell, G
- 1938: Torrance Russell, T
- 1940: Dick McGowen, LH
- 1942: Monk Gafford, LH
- 1944: Tex Warrington, C
- 1949: Travis Tidwell, QB
- 1953: Frank D'Agostino, T, Jim Pyburn, E
- 1954: Jim Pyburn, E, Joe Childress, FB
- 1955: Joe Childress, FB, Frank D'Agostino, T
Fob James, LH, Jimmy Phillips, E
- 1957: Jimmy Phillips, E, Jerry Wilson, E
- 1958: Jerry Wilson, E, Zeke Smith, G
Jackie Burkett, C, Cleve Wester, T
- 1959: Zeke Smith, G, Jackie Burkett, C
Ken Rice, T
- 1960: Ken Rice, T, Ed Dyas, FB
- 1961: Dave Edwards, E
- 1963: Jimmy Sidle, QB
- 1964: Tucker Frederickson, FB, Bill Cody, LB
Jack Thornton, T
- 1965: Bill Cody, LB, Jack Thornton, T
- 1966: Gusty Yearout, G, Tommy
Lunceford, S
- 1967: Gusty Yearout, LB
- 1968: Tim Christian, SE, Mike
Kolen, LB
Buddy McClinton, S, David
Campbell, DT, John Riley, PK, Loran
Carter, QB, Tom Banks, C
- 1969: Tom Banks, C, Mike Kolen, LB
Buddy McClinton, S, John Riley, PK
- 1970: Pat Sullivan, QB, Terry Beasley, SE,
Gardner Jett, SP, Larry Willingham,
DB, Bobby Strickland, LB
- 1971: Dick Schmalz, WB, Tommy Yearout,
DT, Bob Brown, DE, David Beverly, P,
Terry Beasley, SE, Pat Sullivan, QB
- 1972: Dave Beck, DB, Terry Henley, TB
Mac Lorendo, OT, Danny Sanspree, DE
Benny Sivley, DT
- 1973: Benny Sivley, DT, Steve Taylor, C
Mike Fuller, DB, David Langner, DB
- 1974: Rusty Deen, DE, Ken Bernich, LB
Mike Fuller, S, Lee Gross, C
- 1975: Chuck Fletcher, OT, Rick Telhiard, DT

- Clyde Baumgartner, SP
- 1977: Lynn Johnson, OG, James McKinney,
DB, Jorge Portela, SP, Freddie Smith,
LB
- 1978: James McKinney, DB, Joe Cribbs, RB,
Mike Burrow, OT, Frank Warren, DT
- 1979: James Brooks RB, Joe Cribbs, RB,
Freddie Smith, LB, George
Stephenson, OT, Frank Warren, DT
- 1980: James Brooks, RB, Frank Warren, DT
George Stephenson, OT
- 1981: Danny Skutack, LB, Keith Uecker, OT
- 1982: Dowe Aughtman, NG, Bob Harris, SS
Bo Jackson, HB, David Jordan, OB
Doug Smith, DT
- 1983: Dowe Aughtman, NG, Pat Arrington,
OT, Gregg Carr, LB, Donnie Humphrey,
DT, David King, CB, Bo Jackson, HB
David Jordan, OG, Doug Smith, DT
- 1984: Gregg Carr, LB, David King, CB
Jeff Lott, OG, Gerald Robinson, DE
Ben Thomas, DT
- 1985: Lewis Colbert, P, Harold Hallman, NG,
Bo Jackson, TB, Tom Powell, FS
Ben Tamburello, C, Steve Wallace, OT
Gerald Williams, DT
- 1986: Aundray Bruce, OLB, Kurt Crain, ILB
Brent Fullwood, TB, Tracy Rucker, DT
Stacy Searels, OT, Ben Tamburello, C
- 1987: Aundray Bruce, OLB, Jeff Burger, QB
Kurt Crain, ILB, Win Lyle, PK
Kevin Porter, CB, Walter Reeves, TE
Tracy Rucker, DT, Stacy Searels, OT
Brian Shulman, P,
Lawyer Tillman, WR



Corey Barlow was an All-SEC selection in 1990 and 1991.

- 1988: Carlo Cheattom, CB, Stacy Danley, TB
Rodney Garner, OG, Walter Reeves,
TE, Quentin Riggins, LB, Tracy Rucker,
DT, Benji Roland, NG,
Brian Shulman, P, Reggie
Slack, QB, Greg Staples, S; Ron
Stallworth, DT, Jim Thompson, OT
- 1989: Ed King, OG, John Hudson, C, Craig
Ogletree, OLB, Quentin Riggins, ILB
David Rucker, DT, John Wiley, DB
- 1990: Corey Barlow, DB, Ed King, OG
David Rucker, DT, Rob Selby, OT
John Wiley, DB
- 1991: Corey Barlow, DB, Eddie Blake, OG,
Darrel Crawford, LB, Victor Hall, TE,
Bob Meeks, C
- 1992: James Bostic, TB, Scott Etheridge,
Kicker, James Willis, LB
- 1993: James Bostic, TB, Terry Daniel, P,
Wayne Gandy, OT, Calvin Jackson,
CB, Chris Shelling, CB, Anthony
Redmon, OT, Shannon Roubique, C
- 1994: Willie Anderson, OT, Terry Daniel,
P, Stephen Davis, RB, Mike Pelton,
DT, Brian Robinson, DB, Shannon
Roubique, C, Frank Sanders, WR
- 1995: Willie Anderson, OT, Stephen Davis,
RB, Andy Fuller, TE, Shannon
Roubique, C, Matt Hawkins, PK
Marcellus Mostella, OLB
- 1996: Jaret Holmes, PK, Victor Riley, OT
Takeo Spikes, LB
- 1997: Jimmy Brumbaugh, DE, Jaret Holmes,
PK, Victor Riley, OT, Takeo Spikes, LB
- 1998: Leonardo Carson, DE
- 1999: Larry Casher, CB
- 2000: Rodney Crayton, CB, Damon Duval, P
Rudi Johnson, TB, Ben Leard, QB
Kendall Simmons, OT
- 2001: Kendall Simmons, OT; Damon Duval,
K and P
- 2002: Ben Nowland, C; Karlos Dansby, LB;
Travaris Robinson, S



Offensive guard Ed King was named to the All-SEC teams in 1989 and 1990.

Auburn Honors

2003 Auburn Football

Academic All-SEC

Year	Player	Pos.	Curriculum	Grade
1954:	Jimmy Long	End	Mechanical Engineering	B+
	Dave Middleton	HB	Pre-Medicine	A
1955:	Bob Scarbrough	G	Engineering	A
	Fob James	HB	Aero Engineering	B
1957:	Joe Childress	HB	Education	B
	Jimmy Phillips	E	Education	B+
	Lloyd Nix	QB	Pre-Dental	B+
1958:	Zeke Smith	G	Education	B
	Lloyd Nix	QB	Pre-Dental	A
1959:	Tommy Lorino	HB	Business Administration	B
	Jackie Burkett	C	Forestry	B
1960:	Ed Dyas	FB	Pre-Medicine	A-
1961:	Wayne Frazier	C	Education	A
1962:	Winky Giddens	T	Business Administration	B
	David Rawson	FB	Pre-Dental	A-
1963:	Billy Edge	HB	Pre-Medicine	B+
	1964:	Bill Cody	LB	Education
1965:	John Cochran	MG	Space Engineering	A+
	Bill Cody	LB	Education	B
1966:	Al Griffin	DE	Pre-Law	B
	Charles Collins	DT	Education	B
	Bobby Beard	DB	Pre-Medicine	A
1967:	Charles Collins	DT	Education	B
	Gusty Yearout	MG	Pre-Law	B
1968:	George Davison	DB	Liberal Arts	A-
	Al Griffin	T	Engineering	B
1969:	John Riley	PK	Business Administration	B
	John Riley	PK	Business Administration	B
	Buddy McClinton	S	Business Administration	B+



Gregg Carr was named to the SEC Academic Honor Roll in 1981, 1982, 1983 and 1984.

(3.0 System)				
1970:	Neal Dettmering	DE	Pre-Law	2.34
	Marell Jerkins	LB	Civil Engineering	2.06
1971:	Pat Sullivan	QB	Business Administration	2.20
	Tommy Lowery	FB	Business Administration	2.10
1972:	Mike Neel	R	English	2.22
	Chris Linderman	RB	Secondary Education	2.02
	Benny Sivley	DT	Secondary Education	2.11
	Mike Neel	R	English	2.35
	Dave Beck	DB	Business	2.00
1973:	Benny Sivley	DT	Secondary Education	2.41
	Bill Luka	LB	Accounting	2.33
1974:	Bobby Davis	LB	Finance	2.76
	Rick Neel	RB	Engineering	3.13
	Bobby Davis	LB	Business	2.39
1975:	Bruce Evans	CB	Education	2.76
	Chuck Fletcher	T	Pre-Medicine	3.00
	Chris Vacarella	WB	Business	2.41
1976:	Rick Neel	CB	Electrical Engineering	2.22
	Dick Hayley	TE	Business	2.37
	Bill Evans	T	Marine Biology	3.00
1977:	Chris Vacarella	WB	Business	2.80
	Dick Hayley	TE	Business	2.81
	Marvin Trott	C	Pre-Optometry	2.43
	Freddie Smith	LB	Education	2.44
	Jeff Gray	DB	Pre-Medicine	2.42
1978:	Dick Hayley	TE	Business	2.25
	Jorge Portela	PK	Electrical Engineering	2.22
	Jeff Gray	DB	Pre-Medicine	2.54
1979:	Brad Everett	T	Business	2.00
	Ken Luke	FS	Business	2.27
	Jorge Portela	PK	Electrical Engineering	2.20
	Gilbert Sellers	LB/C	Pre-Veterinary Medicine	2.36
	Charlie Trotman	QB	Political Science	2.00

(4.0 System)				
1980:	Gilbert Sellers	C	Pre-Veterinary Medicine	3.93
	Ken Luke	DB	Industrial Management	3.39
	Brian Atkins	WR	Building Science	3.01
	Vernon Blackard	DE	Pre-Engineering	3.20
	Mark Dorminey	FS	Building Science	3.61
1981:	Jim Skuthan	G	Political Science	3.54
	Vernon Blackard	DT	Pre-Engineering	3.04
	Alan Bollinger	P	Civil Engineering	3.19
	Gregg Carr	LB	Chemical Engineering	3.08
	Dan Dickerson	DT	Distributive Education	3.06
1982:	Mark Dorminey	FS	Building Science	3.07
	Scott Riley	DE	Building Science	3.13
	Vernon Blackard	DT	Forestry Engineering	3.03
	Gregg Carr	LB	Engineering	3.15
	Mark Dorminey	FS	Building Science	3.02
1983:	Tracy Turner	OT	Pre-Law	3.06
	Gregg Carr	LB	Civil Engineering	3.72
	Ed Graham	RB	Mechanical Engineering	3.35
1984:	Gregg Carr	LB	Civil Engineering	3.47
	Kyle Collins	HB	Public Administration	3.08
	Yann Cowart	C	Architecture	3.00
	Jeff Parks	TE	Speech Communication	3.15
	Ed Graham	HB	Mechanical Engineering	3.48
1985:	Tracy Turner	OL	Political Science	3.65
	Russ Carreker	LB	Animal & Dairy Science	3.37
	Kyle Collins	TB	Public Administration	3.01
	Yann Cowart	OL	Building Science	3.28
	Jeff Parks	TE	Speech Communication	3.48
1986:	Rob Shuler	OL	Finance	3.44
	Jimmie Warren	CB	Rehabilitation Services	3.08
	Russ Carreker	LB	Animal & Dairy Science	3.38
	Yann Cowart	OG	Architecture	3.19
	Gary Kelley	OLB	Adult Education	3.00
	Pat Mote	SN	Industrial Arts	3.05
	Tom Powell	FS	Vocational Education	3.04

Auburn Honors

2003 Auburn Football

	Ben Tamburello	C	Adult Education	3.05
1987:	Win Lyle	PK	Pre-Medicine	3.24
1988:	Hal Clemmer	OLB	Accounting	3.14
	Jimmy Clemmer	S	Economics	3.04
	Win Lyle	PK	Pre-Medicine	3.39
	Greg Staples	S	Criminal Justice	3.08
	Shayne Wasden	WR	Liberal Arts	3.30
1989:	Hal Clemmer	OLB	Finance	3.39
	Win Lyle	PK	Pre-Medicine	3.66
1990:	Pedro Cherry	WR	Pre-Engineering	3.48
	Clay Davis	K	Pre-Medicine	3.31
	Roy Hunter	DB	Social Work	3.08
	Danny Ledbetter	LB	Pre-Business	3.04
	Chad Muilenburg	FB	Building Science	3.11
	Dale Overton	WR	Physical Education	3.03
	Shayne Wasden	WR	Social Science Ed.	3.38
1991:	Chris Jones	SS	Management	3.00
	Chad Muilenburg	FB	Building Science	3.11
	Richard Shea	DT	Management	3.22
1992:	Todd Boland	OL	Marketing	3.14
	Sean Carder	WR	Pre-Vet Medicine	3.23
	Terry Daniel	P	Physical Education	3.12
	Chris Gray	OL	Marketing	3.05
	Richard Hanna	QB	Management	3.00
	Clay Helton	QB	Mechanical Engineering	3.02
	Shawn Malone	TE	Electrical Engineering	3.63
1993:	Todd Boland	OL	Marketing	3.08
	Jimmy Bryan	FB	Mechanical Engineer	3.43
	Sean Carder	WR	Veterinary Medicine	3.36
	John Franklin	OL	Pre-Mech. Engineer	3.02
	Stan White	QB	Radio Television Film	3.04
1994:	John Franklin	OL	Engineering	3.34
	Matt Hawkins	PK	Finance	3.86
	Patrick Nix	QB	Math/Political Science	3.56
	J.D. Walker	WR	Health Promotion	3.31
1995:	Toby Anderson	LB	Forestry	3.41
	John Franklin	TE	Agricultural Engineer	3.15
	Matt Hawkins	P/PK	Graduate MBA	3.97
	Bryan Northcutt	PK/H	Applied Math	3.40
	Jim Roe	OT	Business	3.00
1996:	Allan Brown	DB	Political	3.55
	Jim Roe	OT	Economics	3.00
	Jeremy Zills	P	Forestry Engineering	3.16
1997:	Andrew Chambers	PK	Electrical Engineering	3.00
	Dameyune Craig	QB	Adult Ed./Distribution	3.48
	Ryan Hooker	QB	Pre-Business	3.23
	David McGill	LB	Agricultural Education	3.29
	Paul Owen	TE	Finance	3.07
	John Pass	PK	Aerospace Engineering	3.31
	Hicks Poor	WR	Secondary School/Math	3.52
	Anthony VanDeusen	DL	Aerospace Engineering	3.30
	Brandon White	WR	Philosophy	3.61
	Jeremy Zills	P	Forestry Engineering	3.34
1998:	Dustin Byrd	WR	Exercise Science	3.14
	Andrew Chambers	PK	Electrical Engineering	3.07
	Ryan Hooker	WR	Marketing	3.39
	David McGill	DB	Agricultural Education	3.88
	Rob Pate	DB	Liberal Arts	3.10
	Reid Tankersley	TE	Liberal Arts	3.25
	Brent Turner	SN	Distributive Education	3.11
	Marcus Washington	OLB	Wildlife Science	3.02
	Brandon White	WR	Philosophy	3.34
	Jeremy Zills	P	Forestry Engineering	3.47
1999:	Dave Beasley	TE	Finance	3.011
	Rob Bironas	PK	International Business	3.239
	Brad Bourne	TE	Management	3.017
	Damon Duval	P	Undeclared	3.021
	Rashan Frost	DT	Exercise Science	3.348
	Ryan Hooker	WR	Marketing	3.391
	Brent Mueller	DT	Mechanical Engineering	3.18



Rob Pate was named to the Academic Honor Roll in 1998, 1999 and 2000.

	Rob Pate	FS	Zoology	3.31
	Colin Sears	OL	Mgmt Info. Systems	3.007
	Reid Tankersley	TE	Health Promotion	3.231
	Brent Turner	SN	Marketing Education	3.419
	Brandon White	WR	Philosophy	3.354
2000:	Damon Duval	P	Health Promotion	3.08
	Rashan Frost	DT	Exercise Science	3.41
	Spencer Harris	OL	Mechanical Engineering	3.03
	Ryan Hooker	WR	Marketing	3.69
	Michael Lindsey	DS	Business Education	3.09
	Taylor Mosley	K	Pre-Med	3.76
	Brent Mueller	DT	Biomedical Sciences	3.66
	Rob Pate	Whip	Zoology	3.31
	Colin Sears	OT	Mgmt Info. Systems	3.22
	Reid Tankersley	TE	Health Promotion	3.12
2001:	Damon Duval	K	Health Promotion	3.78
	Justin Fetsko	WR	Pre-Physical Therapy	3.89
	Michael Lindsey	DS	Business Education	3.37
	Javor Mills	DE	Sociology	3.09
	Alton Moore	DE	Adult Education	3.19
	Taylor Mosley	K	Biomedical Sciences	4.00
	Ben Nowland	C	Industrial Design	3.00
	Dontarrious Thomas	LB	Management Info. Systems	3.34
	Reggie Torbor	DE	Criminology	3.21
	Jeremy Wells	DS	Marketing	3.28
2002:	Daniel Cobb	QB	Marketing	3.43
	Damon Duval	K/P	Health Promotion	3.33
	Justin Fetsko	H	Exercise Science	4.00
	Bret Holliman	S	Biosystems Engineering	3.03
	Michael Lindsey	DS	Business Education	3.90
	Ben Nowland	C	Industrial Design	3.70
	Mark Pera	OT	International Business	3.00
	Dontarrious Thomas	LB	Management Info. Systems	3.57
	Philip Yost	K	Business Administration	3.30

National Football Foundation Hall of Fame

2003 Auburn Football

The following are Auburn's players and coaches that have been inducted into the College Football Hall of Fame.
The College Football Hall of Fame is located in South Bend, Indiana.



Coach Mike Donahue
1904-06; 1908-22
Inducted 1951



Coach John W. Heisman
1895-1899
Inducted 1954



Jimmy Hitchcock
1930-32 • Halfback
Inducted 1954




Walter Gilbert
1934-36 • Center
Inducted 1956



Coach Ralph "Shug" Jordan
1951-75
Inducted 1982

National Football Foundation Hall of Fame

2003 Auburn Football




Pat Sullivan
1969-71 • Quarterback
Inducted 1991



Tucker Frederickson
1962-64 • Fullback
Inducted 1994



Bo Jackson
1982-85 • Runningback
Inducted 1998



Terry Beasley
1969-71 • Wide Receiver
Inducted 2002

Auburn Awards

2003 Auburn Football

CLIFF HARE AWARD



The highest honor an Auburn athlete can receive is the Cliff Hare Award which is presented annually to the athlete who, "in addition to athletic and scholastic achievement, exhibits in great degree the qualities of leadership,

integrity and courage."

The award is given in memory of Clifford Leroy Hare, a member of Auburn's first football team, professor of chemistry, president of the Southern Conference, and faculty athletic chairman.

Dean Hare believed, "athletics make men strong, study makes men wise, and character makes men great."

Year	Athlete	Sport
1958	Jimmy Phillips	Football
1959	Lloyd Nix	Football
1960	Henry Hart	Basketball
1961	Ed Dyas	Football
1962	Don Machen	Football
1963	Layton Johns	Basketball
1964	Mailon Kent	Football
1965	Billy Edge	Football
1966	John Cochran	Football
1967	Bobby Beard	Football
1968	Marvin Tucker	Football
1969	Al Griffin	Football
1970	Connie Frederick	Football
1971	Alvin Bresler	Football
1972	Pat Sullivan	Football
1973	Mike Neel	Football
1974	Benny Sivley	Football
1975	Bobby Davis	Football
1976	Rick Neel	Football
1977	Gary Schatz	Swimming
1978	Marvin Trott	Football
1979	Jeff Gray	Football
1980	Charlie Trotman	Football
1981	Ambrose "Rowdy" Gaines	Swimming
1982	Edmund Nelson	Football
1983	Mark Dorminey	Football
1984	Randy Campbell	Football
1985	Gregg Carr	Football
1986	Rob Shuler	Football
1987	Yann Cowart	Football
1988	Rodney Bowman	Swimming
1989	Randy Hudson	Track
1990	Win Lyle	Football
1991	Geoff Answini	Swimming
1992	Chad Mullenburg	Football
1993	Karekin Cunningham	Football
1994	Stan White	Football
1995	Jay Waggoner	Baseball
1996	Patrick Nix	Football
1997	Wes Flanigan	Basketball
1998	Dameyune Craig	Football
1999	Casey Dunn	Baseball
2000	Mathew Busbee	Swimming
2001	Jeff Somensatto	Swimming
2002	Estevam Strecker	Tennis

SHUG JORDAN AWARD



Upon his retirement as head coach in 1975, Ralph "Shug" Jordan and family originated a trust fund to present an annual award to the outstanding senior player each season.

The award is presented at the annual A-Day game. The award reads: "Down through the years, outstanding Auburn football players have become outstanding citizens. Knowing this truth, and having a deep abiding faith in these men, I am proud to honor Auburn University's outstanding senior football player with this award."

Year	Athlete, Pos.
1976	Phil Gargis, quarterback
1977	Lynn Johnson, offensive guard
1978	William Andrews, fullback
1979	Joe Cribbs, running back
1980	James Brooks, running back
1981	Edmund Nelson, defensive tackle
1982	Bob Harris, defensive back
1983	Lionel James, halfback
1984	Gregg Carr, linebacker
1985	Bo Jackson, tailback
1986	Ben Tamburello, center
1987	Duke Donaldson, wide receiver
1988	Ron Stallworth, defensive tackle Walter Reeves, tight end
1989	Alexander Wright, wide receiver
1990	Rob Selby, offensive tackle
1991	Bob Meeks, center
1992	Karekin Cunningham, linebacker
1993	Stan White, quarterback
1994	Frank Sanders, wide receiver
1995	Andy Fuller, tight end
1996	Jessie McCovery, tight end
1997	Dameyune Craig, quarterback
1998	Charles Dorsey, nose tackle
1999	Marcus Washington, defensive end
2000	Ben Leard, quarterback
2001	James Callier, defensive end
2002	Travaris Robinson, safety



WALTER GILBERT AWARD



The Gilbert Award is given annually to former Auburn athletes who have distinguished themselves through achievements after graduation from Auburn.

The award is given in memory of Auburn's three-time All-America center Walter Gilbert, who later became vice president of Texaco's European Oil Operations. Gilbert was Auburn's second All-America, played for coach Ralph "Shug" Jordan and lived in Auburn until his death in 1979.

Year	Athlete	Sport
1981	Joe Stewart	Football
1982	Thomas K. McGehee	Football
1983	Joel Eaves	Football
1984	Dr. David Middleton	Football
1985	William A. Fickling, Jr.	Basketball
1986	Ted Ferreira	Football
1987	John Adcock	Football
1988	Bill Nichols	Football
1989	C.H. "Babe" McGehee	Football
1990	Billy Hitchcock	Baseball, Football
1991	Vince Dooley	Football, Basketball
1992	Jeff Beard	Track
1993	Morris Savage	Football
1994	Ed Dyas	Football
1995	Lloyd Nix	Football
1996	Richard Guthrie	Football, Track
1997	Jim Voss	Wrestling
1998	Ernie Warren	Football
1999	Dr. James E. Martin	Basketball
2000	John Mengelt	Basketball
2001	Hal Herring	Football
2002	Jim Fibbe	Basketball

Travaris Robinson was the 2002 recipient of the Shug Jordan Award.

Auburn Awards

2003 Auburn Football

UNsung HERO AWARD

The Unsung Hero Award is presented annually by the Chilton County Auburn Club to an individual whose good work and meaningful contribution has gone largely unnoticed by the public. Established in 1966, the Unsung Hero Award was presented to Auburn athletes until 1988 when NCAA rule changes no longer allowed alumni groups to present awards to student-athletes. From 1988-96, the award was been presented to a deserving staff member. In 1997, Auburn student-athletes were once again eligible to win the award.

Year Athlete, Sport

1966	John McAfee, Football
1967	Ray Cox, Baseball
1968	Q.V. Lowe, Baseball
1969	Pete McKenzie, Baseball
1970	Mary Clyde Huff, Head Majorette
1970	Connie Frederick, Football
1971	Alvin Bresler, Football, Track Ralph "Shug" Jordan, Football Coach
1972	Dick Schmaltz, Football
1973	Rick Neel, Football
1974	Roger Mitchell, Football
1975	Mike Flynn, Football
1976	Jim Pitts, Football
1977	Scholarship Fund
1978	Rick Freeman, Football
1979	Alan Hardin, Football
1980	Mark Clement, Football
1981	Bill Grisham, Football
1982	Alan Bollinger, Football
1983	Dennis Collier, Football
1984	Al Del Greco, Football Greg Turner, Men's Basketball
1985	Sonny Smith, Head Men's Basketball Coach
1986	Kyle Collins, Football
1987	Pat Mote, Football
1988	Reggie Herring, Asst. Coach, Football
1989	Frank Cox, Equipment Supervisor
1990	Larry Blakeney, Asst. Coach, Football
1991	Frank Young, Administrative Assistant
1992	Paul Conner, Assistant to the Athletic Director/Facilities
1993	Herb Waldrop, Trainer
1994	David Housel, Sports Information Director
1995	Joe Whitt, Asst. Coach, Football
1996	Hal Baird, Baseball Coach
1997	Wes Flanigan, Men's Basketball
1998	Hicks Poor, Football
1999	Brent Turner, Football
2000	Jimmy Brumbaugh, Football
2001	Alex Lincoln, Football
2002	Hart McGarry, Football
2003	Buddy Davidson, Assistant Athletic Director



Alex Lincoln

BILL STREIT AWARD

The Bill Streit Award is presented annually, by the Jefferson County Auburn Club, to the senior football player with the highest grade point average. It is presented in memory of G.W. "Bill" Streit, a tackle on Auburn's 1904 and 1905 teams and a member of Auburn's All-Time Team selected in 1943. Streit, an outstanding scholar-athlete, earned a degree from Auburn and went on to become a success in the business and professional world. He continued to support the game he loved, college football, by officiating in the Southern and Southeastern Conferences for many years. Bill Streit credited any success he achieved to his Auburn experiences, both athletically and academically. It is in that spirit that the Bill Streit Award is presented.

Year Athlete

1954	Dave "Hoppy" Middleton
1955	Fob James
1956	Jerry Elliott
1957	Tim Baker
1958	Morris Savage
1959	Lamar Rawson
1960	Ed Dyas
1961	Don Machen
1962	Mailon Kent
1963	Howard Simpson
1964	Billy Edge
1965	John Cochran
1966	Bobby Beard
1967	George Davidson
1968	Al Giffin
1969	John "Rat" Riley
1970	Mac Crawford
1971	Pat Sullivan
1972	Mike Neel
1973	Bobby Davis
1974	Bruce Evans
1975	Rick Neel
1976	Chris Vacarella
1977	Bob Butler Dick Hayley
1978	Jeff Gray
1979	Jorge Portela
1980	Gilbert Sellers
1981	Alan Bollinger
1982	Vernon Blackard Mark Dorminey
1983	Don Anderson
1984	Ed Graham Tracy Turner
1985	Kyle Collins
1986	Yann Cowart
1987	Chris Knapp
1988	Greg Staples
1989	Win Lyle
1990	Roy Hunter
1991	Chad Muilenburg
1992	Karekin Cunningham Stan Vetock
1993	Pedro Cherry
1994	J.D. Walker
1995	Bryan Northcutt
1996	Allan Brown
1997	John Pass
1998	David McGill
1999	Ryan Hooker
2000	Rob Pate
2001	Taylor Mosley
2002	Damon Duval



Pedro Cherry



Damon Duval

Season Awards

2003 Auburn Football

Four major awards are presented to Auburn football players each year. These awards are for outstanding accomplishment on the field and they are named for four of Auburn's greatest football players. The Leading Tackler Award is named in honor of Mike Kolen, Auburn's Captain Crunch. After an outstanding career at Auburn, Kolen went on to play on two Miami world championship teams, including the undefeated team of 1972. The Defensive Player of the Year Award is named in honor of Zeke Smith, a two-time All-America in 1958-59 and winner of the Outland Award in 1958. The Best Blocking Lineman Award is named for Ken Rice, an All-America tackle in 1959-60, one of Auburn's last great two-way players. The Offensive Player of the Year Award is named for Pat Sullivan, quarterback from 1969-71, and winner of the 1971 Heisman Trophy.

KEN RICE AWARD- *Best Blocking Lineman*

- 1977 Marvin Trott, center
- 1978 Mike Burrow, tackle
- 1979 George Stephenson, tackle
- 1980 Keith Uecker, tackle
- 1981 Keith Uecker, guard
- 1982 Ed West, tight end
- 1983 Ed West, tight end
- 1984 Ben Tamburello, center
- 1985 Steve Wallace, tackle
- 1986 Stacy Searels, tackle
- 1987 Stacy Searels, tackle
- 1988 Jim Thompson, tackle
- 1989 John Hudson, center
- 1990 Rob Selby, tackle
- 1991 Bob Meeks, center
- 1992 Chris Gray, tackle
- 1993 Wayne Gandy, tackle
- 1994 Shannon Roubique, center
- 1995 Shannon Roubique, center
- 1996 Jim Roe, tackle
- 1997 Jeno James, tackle
- 1998 Jeno James, tackle
- 1999 Jeno James, tackle
- 2000 Colin Sears, tackle
- 2001 Kendall Simmons, tackle
- 2002 Ben Nowland, center



Ben Nowland

MIKE KOLEN AWARD- *Leading Tackler*

- 1977 Freddie Smith, linebacker
- 1978 Donnie Givens, linebacker
- 1979 Freddie Smith, linebacker
- 1980 Chris Martin, linebacker
- 1981 Danny Skutack, linebacker
- 1982 Gregg Carr, linebacker
- 1983 Gregg Carr, linebacker
- 1984 Ben Thomas, def. tackle
- 1985 Tracy Rucker, def. tackle
- 1986 Kurt Crain, linebacker
- 1987 Kurt Crain, linebacker
- 1988 Quentin Riggins, linebacker
- 1989 Quentin Riggins, linebacker
- 1990 James Willis, linebacker
- 1991 Darrel Crawford, linebacker
- 1992 James Willis, linebacker
- 1993 Jason Miska, linebacker
- 1994 Anthony Harris, linebacker
- 1995 Anthony Harris, linebacker
- 1996 Takeo Spikes, linebacker
- 1997 Takeo Spikes, linebacker
- 1998 Leonardo Carson, def. end
- 1999 Alex Lincoln, linebacker
- 2000 Alex Lincoln, linebacker
- 2001 Dontarrious Thomas, linebacker
- 2002 Mark Brown, linebacker



Mark Brown

PAT SULLIVAN AWARD- *Offensive Player of the Year*

- 1977 William Andrews, fullback
- 1978 Joe Cribbs, running back
- 1979 Joe Cribbs, running back
- 1980 James Brooks, running back
- 1981 George Peoples, fullback
- 1982 Lionel James, halfback
- 1983 Bo Jackson, halfback
- 1984 Jeff Parks, tight end
- Ron Middleton, tight end
- 1985 Jeff Parks, tight end
- Ron Middleton, tight end
- 1986 Brent Fullwood, tailback
- 1987 Jeff Burger, quarterback
- 1988 Reggie Slack, quarterback
- 1989 Reggie Slack, quarterback
- 1990 Stan White, quarterback
- 1991 Bob Meeks, center
- 1992 James Bostic, tailback
- 1993 James Bostic, tailback
- 1994 Frank Sanders, WR
- 1995 Patrick Nix, quarterback
- 1996 Dameyune Craig, quarterback
- 1997 Jaret Holmes, placekicker
- 1998 Karsten Bailey, wide receiver
- 1999 Ronney Daniels, wide receiver
- 2000 Rudi Johnson, tailback
- 2001 Tim Carter, wide receiver
- 2002 Ronnie Brown, tailback



Ronnie Brown

ZEKE SMITH AWARD- *Defensive Player of the Year*

- 1977 Freddie Smith, linebacker
- 1978 Donnie Givens, linebacker
- 1979 Freddie Smith, linebacker
- 1980 Danny Skutack, linebacker
- 1981 Donnie Humphrey, tackle
- Mark Dorminey, free safety
- 1982 Bob Harris, strong safety
- 1983 Doug Smith, def. tackle
- 1984 Kevin Greene, def. end
- 1985 Harold Hallman, noseguard
- 1986 Tracy Rucker, def. tackle
- 1987 Nate Hill, defensive tackle
- 1988 Tracy Rucker, def. tackle
- 1989 Craig Ogletree, outside LB
- 1990 David Rucker, def. tackle
- 1991 Corey Barlow, cornerback
- 1992 Fred Smith, cornerback
- 1993 Damon Primus, def. tackle
- 1994 Mike Pelton, def. tackle
- 1995 Marcellus Mostella, OLB
- 1996 Takeo Spikes, linebacker
- 1997 Takeo Spikes, linebacker
- 1998 Leonardo Carson, def. end
- 1999 Marcus Washington, def. end
- 2000 Rodney Crayton, cornerback
- 2001 Alton Moore, defensive end
- 2002 Karlos Dansby, linebacker



Karlos Dansby

A-Day Awards

2003 Auburn Football

At the 1987 A-Day spring football game, three new awards honoring the outstanding offensive, defensive and specialty teams player in the game were created.

The awards are named for three former Tiger standouts, Lionel James (TB, 1980-83), Mark Dorminey (DB, 1979-82) and Lewis Colbert (P, 1982-85).



Dorminey



Herring



James



Smith



Colbert



Yost

Mark Dorminey Defensive MVP Award

1987	Tracy Rucker, DT
1988	Frankie Stankunas, DB
1989	Larry Young, LB
1990	Dennis Wright, DB
1991	Darrel Crawford, LB
1992	Willie Whitehead, LB
1993	Chris Shelling, CB
1994	Fred Smith, CB
1995	Jason Miska, LB
1996	Takeo Spikes, LB
1997	Ryan Taylor, LB
1998	Josh Weldon, NG
1999	Alex Lincoln, LB
2000	Derek Magwood, DE
2001	James Callier, LB
2002	Reggie Torbor, DE
2003	Will Herring, S

Lionel James Offensive MVP Award

1987	Curtis Stewart, TB
1988	James Joseph, TB
1989	Stacy Danley, TB
1990	Frank McIntosh, QB
1991	Stan White, QB
1992	James Bostic, FB
1993	James Bostic, TB
1994	Dameyune Craig, QB
1995	Dameyune Craig, QB
1996	Jessie McCovery, TE
1997	Rusty Williams, TB
1998	Cencade Pennington, TB
1999	Gabe Gross, QB
2000	Deandre Green, WR
2001	Daniel Cobb, QB
2002	Daniel Cobb, QB
2003	Tre Smith, RB

Lewis Colbert Specialty MVP Award

1987	Brian Shulman, P
1988	Chris Dickinson, P
1989	Clay Davis, K
1990	Shayne Wasden, R
1991	Thomas Bailey, R
1992	Thomas Bailey, R
1993	Terry Daniel, P
1994	Terry Daniel, P
1995	Matt Hawkins, PK/P
1996	Brian Bell, KR
1997	Markeith Cooper, KR
1998	Rob Bironas, PK
1999	Rob Bironas, PK
2000	Damon Duval, PK/P
2001	Philip Yost, K
2002	Philip Yost, K
2003	Philip Yost, K

Bill Beckwith Crowd Estimate Awards

Presented to the Media Representative Who Comes Closest to Guessing the Estimated Crowd at the A-Day spring game.

Year	Recipient, Outlet	Guess	Official Estimate
1993	Neil Sims, <i>Birmingham News</i>	31,250	31,000
1994	Todd Thompson, <i>Daily Mountain Eagle</i>	31,876	31,494
1995	David Storey, Press Box PA	31,495	31,495
1996	Phillip Marshall, <i>Huntsville Times</i>	25,320	25,129
1997	Steve Kirk, <i>Birmingham Post-Herald</i>	11,374	10,442
1998	Ted Miller, <i>Mobile Press-Register</i>	19,202	20,179
1999	Phillip Marshall, <i>Huntsville Times</i>	29,981	33,117
2000	Bruce McClellan, <i>Decatur Daily</i>	29,999	30,926
2001	Troy Johnson, <i>Columbus Ledger Enquirer</i>	24,738	25,016
2002	Neal McCready, <i>Mobile Press Register</i>	34,106	33,653
2003	Neal McCready, <i>Mobile Press Register</i>	38,000	38,016



Will Herring was named the defensive MVP of the A-Day game.



Tre Smith was named the offensive MVP of the A-Day game.

Spring Awards

2003 Auburn Football

MOST IMPROVED DEFENSIVE PLAYER

- 1977 Rodney Bellamy, tackle
- 1978 Charles Wood, end
- 1979 Ricky Westbrook, linebacker
- 1980 Ken Luke, safety

MOST IMPROVED OFFENSIVE PLAYER

- 1977 Jim Patton, split end
- 1978 Phillip Hall, center
- 1979 Claude Mathews, tackle
- 1980 Mike Edwards, split end

MIKE NEEL AWARD - HUSTLE

- 1977 Rick Freeman, defense
Jim Skuthan, offense
- 1978 Jerry Beasley, defense
James Brooks, offense
- 1979 Charles Wood, defensive end
- 1980 Bob Harris, defensive back
- 1981 Scott Riley, defensive end
- 1982 David King, cornerback
- 1983 Rob Shuler, offensive tackle
- 1984 Jonathan Robinson, Kyle Collins
- 1985 Tommie Agee, fullback
- 1986 Kevin Porter, cornerback
- 1987 Stacy Searels, tackle
- 1988 Carlo Cheattom, safety
- 1989 Shayne Wasden, wide receiver
- 1990 Chad Muilenberg, fullback
- 1991 Juan Crum, offensive guard
- 1992 Fred Smith, cornerback
- 1993 Eric Reebals, linebacker
- 1994 Harold Morrow, fullback

MOST IMPROVED RECEIVER

- 1981 Chris Woods
- 1982 Victor Beasley
- 1983 Clayton Beauford
- 1984 Lee Bean
- 1985 Craig Remington
- 1986 Scott Bolton
- 1987 Duke Donaldson
- 1988 Greg Taylor
- 1989 Dale Overton
- 1990 Victor Hall
- 1991 Lou Priestler
- 1992 Frank Sanders
- 1993 Sean Davidson
- 1994 Thomas Bailey
- 1995 Tyrone Goodson
- 1996 Karsten Bailey
- 1997 Reggie Worthly
- 1998 Clifton Robinson

MOST IMPROVED SKILL PLAYER

- 1999 Lorenzo Diamond, TE
- 2000 Heath Evans, RB
- 2001 Brandon Johnson, FB
- 2002 Victor Horn, FB
- 2003 Ben Obomanu, WR

PAT DYE LEADERSHIP AWARD

- 1999 Marcus Washington
- 2000 Ben Leard (offense),
Rob Pate (defense)
- 2001 Kendall Simmons (offense),
Rashaud Walker (defense)
- 2002 Ben Nowland (offense)
Dontarrious Thomas (defense)
- 2003 Jason Campbell (offense)
Karlus Dansby (defense)

OFF-SEASON CONDITIONING AWARD

- 1998 Whit Smith
Quinton Reese
- 2000 Alex Lincoln
- 2001 Dontarrious Thomas
- 2002 Junior Rosegreen
- 2003 Dontarrious Thomas

MOST IMPROVED DEFENSIVE END (OLB)

- 1981 Jeff Jackson
- 1982 John Dailey
- 1983 Kevin Greene
- 1984 Gerald Robinson
- 1985 Neal Vinson
- 1986 Brian Smith
- 1987 Craig Ogletree
- 1988 Reggie Barlow
- 1989 Clarence Morton
- 1990 Bennie Pierce
- 1991 Alonzo Etheridge
- 1992 Jason Merchant
- 1993 Willie Whitehead
- 1994 Bobby Daffin
- 1995 Andre Miller
- 1996 Marcellus Mostella
- 1997 Quinton Reese
- 1998 Marcus Washington

MOST IMPROVED OFFENSIVE LINEMAN

- 1981 Bob Hix
- 1982 Tracy Turner
- 1983 Ben Tamburello
- 1984 Randy Stokes
- 1985 Stacy Dunn
- 1986 Steve Wilson
- 1987 Anthony Brown
- 1988 Rob Selby
- 1989 Mark Rose
- 1990 Tim Tillman
- 1991 Anthony Redmon
- 1992 Shannon Roubique
- 1993 Brian Osborn
- 1994 John Franklin
- 1995 James Kiger
- 1996 James Kiger
- 1997 Karl Lavine
- 1998 Colin Sears

- 1999 Jeno James
- 2000 Ben Nowland
- 2001 Mark Pera
- 2002 Danny Lindsey
- 2003 Jonathan Palmer

MOST IMPROVED DEFENSIVE LINEMAN

- 1981 Donnie Humphrey
- 1982 Doug Smith
- 1983 Harold Hallman
- 1984 Alex Dudchock
- 1985 Tracy Rocker
- 1986 Ron Stallworth
- 1987 Rob Selby
- 1988 David Rocker
- 1989 Richard Shea
- 1990 Walter Tate
- 1991 Chuckie Johnson
- 1992 Randy Hart
- 1993 Mike Pelton
- 1994 Ramon Luster
- 1995 Karl Lavine
- 1996 Jimmy Brumbaugh
- 1997 Leonardo Carson
- 1998 Charles Dorsey
- 1999 Derek Magwood
- 2000 Josh Weldon
- 2001 Reggie Torbor
- 2002 Wayne Dickens
- 2003 Bret Eddins

MOST IMPROVED RUNNING BACK

- 1981 Lionel James
- 1982 Willie Howell
- 1983 Tommie Agee
- 1984 Demetrius Threatt
- 1985 Curtis Stewart
- 1986 Vincent Harris
- 1987 Reggie Ware
- 1988 Alex Strong
- 1989 Teapot Brown
- 1990 John Stewart
- 1991 Darrell Williams
- 1992 Alex Smith
- 1993 Harold Morrow
- 1994 Stephen Davis
- 1995 Kevin McLeod
- 1996 Eric Hines-Tucker
- 1997 Markeith Cooper
- 1998 Cencade Pennington

MOST IMPROVED LINEBACKER

- 1981 Ronny Bellew
- 1982 Beau Brown
- 1983 Pat Thomas
- 1984 Jim Bone
- 1985 Russ Carreker
- 1986 Russ Carreker
- 1987 Edward Phillips
- 1988 Wayne Bylsma
- 1989 Darrel Crawford
- 1990 Karekin Cunningham
- 1991 Mike Pelton
- 1992 Anthony Harris



Kendall Simmons received the Pat Dye Leadership Award in 2001.

Spring Awards

2003 Auburn Football

1993	Toby Anderson
1994	Derrick Robinson
1995	Anthony Harris
1996	Ricky Neal
1997	Terrance Crowder
1998	James Callier
1999	Kenny Kelly
2000	James Callier
2001	Mark Brown
2002	Mark Brown
2003	Travis Williams

EDDIE WELCH ATTITUDE & EFFORT AWARD

1987	Mark Rose, OL
1988	Craig Ogletree, OLB
1989	Rob Selby, OT
1990	Chris Jones, DB
1991	Matt Land, DB
1992	Torris Babbs, TE
1993	James Bostic, TB
1994	Harold Morrow, FB
1995	Jamie Williams, DB
1996	Fred Beasley, RB
1997	Jeno James, OT
1998	Jeno James, OT
1999	Jimmy Brumbaugh, DT
2000	Ronney Daniels, WR and Alex Lincoln, LB
2001	Mike Pucillo, OL and James Callier, DE
2002	Carnell Williams, RB and Dexter Murphy, DT
2003	Brandon Johnson, FB and Reggie Torbor, DE

MOST IMPROVED TIGHT END

1983	Jeff Parks
1984	Ron Middleton
1985	Lee Marke Sellers
1987	Walter Reeves
1988	Lee Marke Sellers
1989	Victor Hall
1990	Jess Simpson
1991	Fred Baxter
1992	Shawn Malone
1993	Matt DeValk
1994	Jessie McCoverly
1995	Jessie McCoverly
1996	Jessie McCoverly
1997	Tyrone Dillard
1998	Brad Bourne

MOST IMPROVED QUARTERBACK

1981	Randy Campbell
1982	Mike Mann
1983	Pat Washington
1984	Jeff Burger
1985	Bobby Walden
1986	Jeff Burger
1987	Reggie Slack
1988	Reggie Slack
1989	Frank McIntosh
1990	Richard Hanna
1991	Corey Lewis
1992	Patrick Nix

1993	Patrick Nix
1994	Dameyune Craig
1995	Jon Cooley
1996	Jon Cooley
1997	Ben Leard
1998	Ben Leard

MOST IMPROVED DEFENSIVE BACK

1981	Tim Drinkard
1982	Dennis Collier
1983	Vic Beasley
1984	Arthur Johnson
1985	Chip Powell
1986	Shan Morris
1987	Perry Reed
1988	Carlo Cheattom
1989	Corey Barlow
1990	Alex Thomas
1991	Fred Smith
1992	Chris Shelling
1993	Kelsey Crook
1994	Darryl Riggins
1995	Charles Rose
1996	Marlon Taylor
1997	Antwoine Nolan
1998	Adlai Trone

MOST VALUABLE OFFENSIVE PLAYER

1981	Edward West, TE
1982	Ron O'Neal, FB
1983	Randy Campbell, QB
1984	Jeff Parks, TE
1985	Ron Middleton, TE
1986	Tommie Agee, FB
1987	Jeff Burger, QB
1988	Reggie Slack, QB
1989	Reggie Slack, QB
1990	Rob Selby, OT
1991	Stan White, QB
1992	Alex Smith, TB
1993	Shannon Roubique, C
1994	Shannon Roubique, C
1995	Shannon Roubique, C
1996	Dameyone Craig, QB
1997	Rusty Williams, RB
1998	Markeith Cooper, RB Karsten Bailey, WR

MOST VALUABLE DEFENSIVE PLAYER

1981	Edmund Nelson, DT
1982	Gregg Carr, LB
1983	Ben Thomas, DT
1984	David King, CB
1985	Gerald Williams, DT
1986	Shan Morris, SS
1987	Benji Roland, NG
1988	Quentin Riggins, ILB
1989	Craig Ogletree, OLB
1990	Lamar Rogers, DT
1991	Corey Barlow, DB
1992	Fred Smith, DB
1993	Fred Smith, CB
1994	Anthony Harris, LB
1995	Anthony Harris, LB

1996	Takeo Spikes, LB
1997	Leonardo Carson, DE
1998	Ryan Taylor, LB

MOST IMPROVED SPECIALIST

1981	Al Del Greco
1982	Lewis Colbert
1983	Fred Murphy
1984	Robert McGinty
1985	John Ellis
1986	Chris Johnson
1987	Chris Dickinson
1988	Chris Dickinson
1989	Richie Nell
1991	James Reid
1992	Tony Amason
1993	Brian Brinsfield
1994	Matt Hawkins
1995	Kevin Gentle
1997	Robert Bironas
1998	Jeremy Zills

BIG HIT AWARD

1981	Greg Tutt, DB
1982	Bob Harris, SS
1983	David King, CB
1984	Tom Powell, FS
1985	Arthur Johnson, CB
1986	Joe Foreman, LB
1987	Greg Staples, SS
1988	Roy Hunter, S
1989	Stacy Danley, TB
1990	John Wiley, DB
1991	Tim Cromartie, DT
1992	Otis Mounds, DB
1993	Chris Shelling, DB
1994	Fred Smith, DB
1995	Liron Thomas, DB
1998	Ryan Taylor, LB



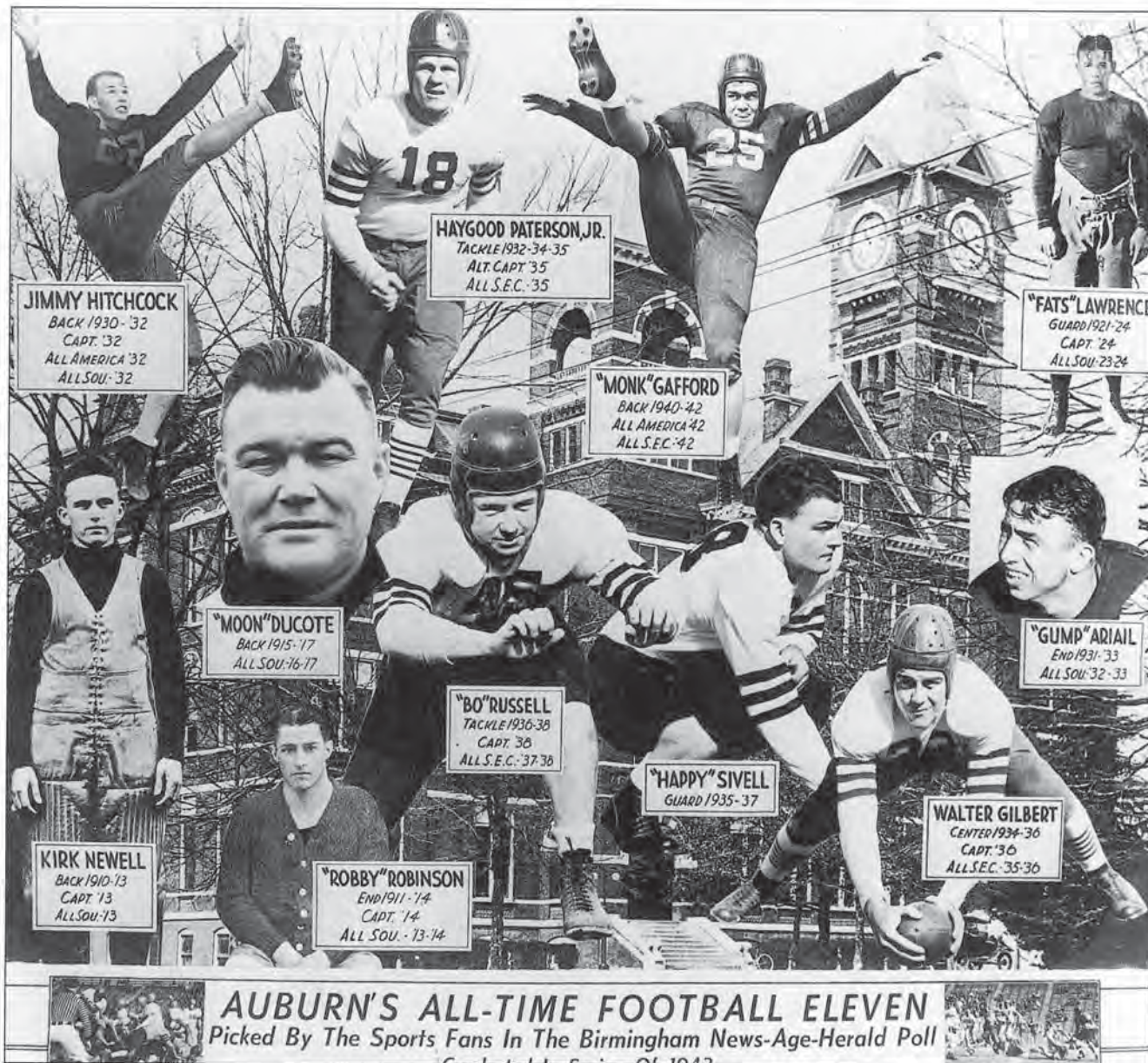
Ryan Taylor earned the "Big Hit" Award in 1998

All-Time Team

2003 Auburn Football

There have been two "all-time" teams selected in Auburn's 100-year football history, the "All-Time Team" selected by readers of *The Birmingham News* and *Birmingham Age-Herald* in 1943, and the "Team of the Century" selected by vote of the fans in 1992, the centennial year of Auburn Football.

Since it is impossible for players of earlier generations to receive fair consideration in popular voting by fans of another generation, and since the game of football has changed from a game where one player played both offense and defense to a game where players specialize in offense or defense, both teams are considered official and both are regarded as "Auburn's All-Time Teams."



The All-Time Team (1892-1943)

(Selected in 1943 by Readers of *The Birmingham News* and *Birmingham Age-Herald*)

First Team

Ends "Gump" Arial, 1931-33
"Robby" Robinson, 1911-14
Tackles..... Haygood Patterson, Jr., 1932, 34-35
"Bo" Russell, 1936-38
Guards..... "Fats" Lawrence, 1921-24
"Happy" Sivell, 1935-37

Center.....Walter Gilbert, 1934-36
Backs....."Moon" Ducote, 1915-17
"Monk" Gafford, 1940-42
Jimmy Hitchcock, 1930-32
Kirk Newell, 1910-13

All-Time Team

2003 Auburn Football



JIMMIE FENTON
BACK 1935-'37

LLOYD CHEATHAM
BACK 1939-'41
CAPT. '41

JOHN B. SHIREY
BACK 1919-'22
CAPT. '22

"SHEEP" LAMB
TACKLE 1908-'11
ALL.SOU. '11

"PETE" BONNER
TACKLE 1915-'17, '19
CAPT. '19
ALL.SOU. '17, '19

"SLICK" MOULTON
END 1920-'22

PORTER GRANT
END 1930-'32

MILTON HOWELL
GUARD 1937-'39
CAPT. '39

"BOOZER" PITTS
CENTER 1911-'14
ALL.SOU. '14

"BOOTS" CHAMBLESS
GUARD 1931-'33
ALT. CAPT. '33

BRADLEY STREIT
BACK 1909-'10
ALL.SOU. '10

Auburn's All-Time Second Football Team

Picked By Sports Fans In The Birmingham New-Age-Herald Poll

The All-Time Team (1892-1943)

(Selected in 1943 by Readers of *The Birmingham News* and *Birmingham Age-Herald*)

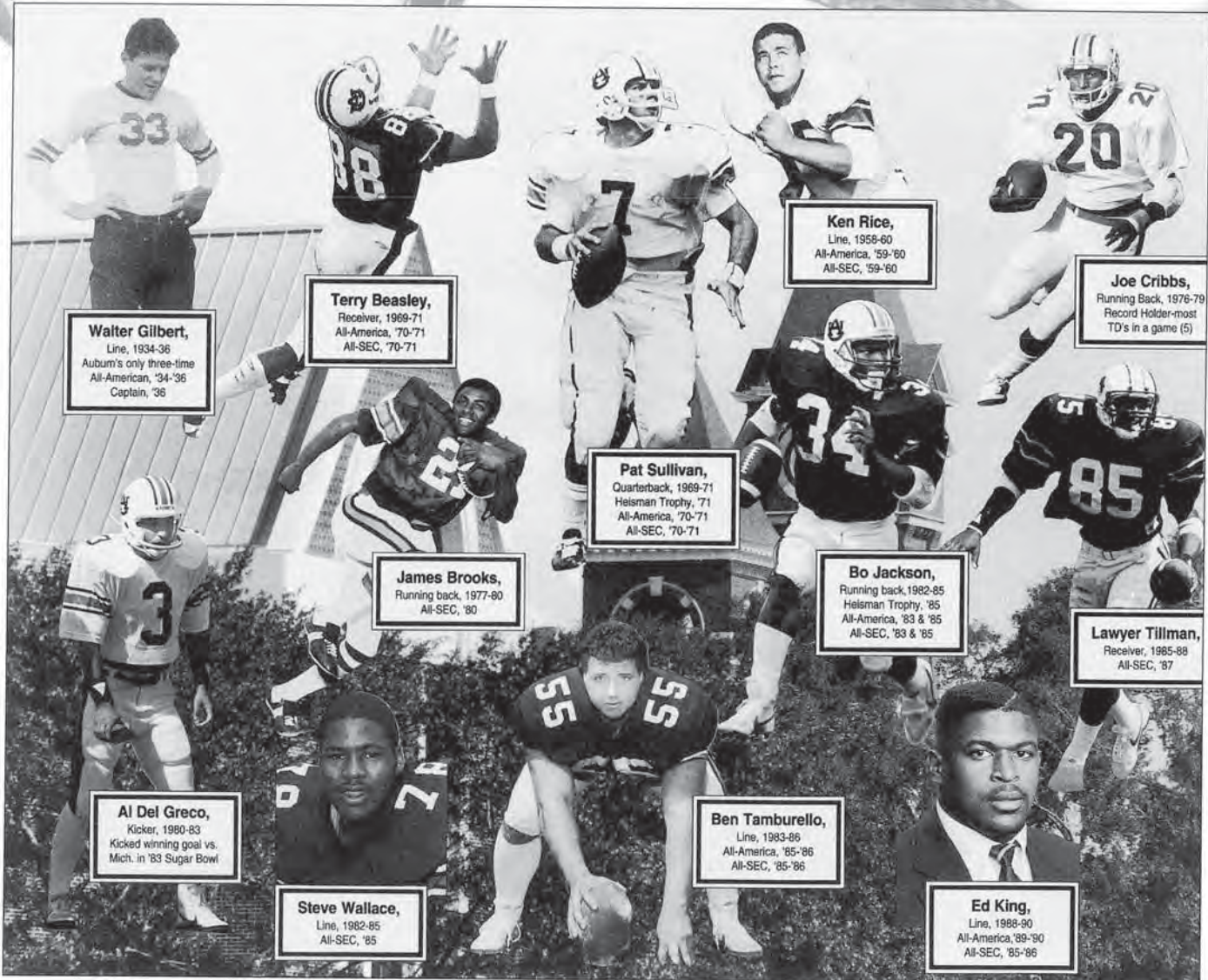
Second Team

EndsPorter Grant, 1930-32
"Slick" Moulton, 1920-22
Tackles....."Pete" Bonner, 1915-17, 19
"Sheep" Lamb, 1908-11
Guards....."Boots" Chambless, 1931-33
Milton Howell, 1937-39

Center....."Boozer" Pitts, 1911-14
Backs.....Lloyd Cheatham, 1939-41
Jimmie Fenton, 1935-37
John B. Shirey, 1919-22
Bradley "Bill" Streit, 1909-10

Team of the Century

2003 Auburn Football



Walter Gilbert,
Line, 1934-36
Auburn's only three-time
All-American, '34-'36
Captain, '36

Terry Beasley,
Receiver, 1969-71
All-America, '70-'71
All-SEC, '70-'71

Ken Rice,
Line, 1958-60
All-America, '59-'60
All-SEC, '59-'60

Joe Cribbs,
Running Back, 1976-79
Record Holder-most
TD's in a game (5)

Pat Sullivan,
Quarterback, 1969-71
Heisman Trophy, '71
All-America, '70-'71
All-SEC, '70-'71

James Brooks,
Running back, 1977-80
All-SEC, '80

Bo Jackson,
Running back, 1982-85
Heisman Trophy, '85
All-America, '83 & '85
All-SEC, '83 & '85

Lawyer Tillman,
Receiver, 1985-88
All-SEC, '87

Al Del Greco,
Kicker, 1980-83
Kicked winning goal vs.
Mich. in '83 Sugar Bowl

Steve Wallace,
Line, 1982-85
All-SEC, '85

Ben Tamburello,
Line, 1983-86
All-America, '85-'86
All-SEC, '85-'86

Ed King,
Line, 1988-90
All-America, '89-'90
All-SEC, '85-'86

Team of the Century

(Selected by vote of the fans in 1992)


Offense

Wide Receivers Terry Beasley, 1969-71
Lawyer Tillman, 1985-88
Offensive Line..... Walter Gilbert, 1934-36
Ed King, 1988-90
Ken Rice, 1958-60
Ben Tamburello, 1983-86
Steve Wallace, 1982-85

Quarterback..... Pat Sullivan, 1969-71
Running Backs James Brooks, 1977-80
Joe Cribbs, 1976-79
Bo Jackson, 1982-85
Kicker..... Al Del Greco, 1980-83

Team of the Century

2003 Auburn Football



Aundray Bruce,
End, 1984-87
All-America, '87
All-SEC, '86-'87

Zeke Smith,
Guard, 1957-59,
All-America, '58-'59,
All-SEC, '58-'59,
Outland Award, '58

Jimmy "Red" Phillips,
End, 1955-57
Captain of '57
Nat'l Champ. Team,
All-SEC, '56-'57

Lewis Colbert,
Punter, 1982-85,
All-America, '85,
All-SEC, '85

Tucker Frederickson,
Back, 1962-64
All-America, '64
Player-of-the-South, '64

Tracy Rucker,
Tackle, 1985-88,
All-America, '87-'88,
All-SEC, '86-88,
Outland & Lombardi
Award, '88

Gregg Carr,
Linebacker, 1981-84,
All-America, '84
All-SEC, '82-'84

Mike Kolen,
Linebacker, 1967-69,
Captain, '69,
All-SEC, '68-'69

Ralph "Shug" Jordan,
Coach, 1951-75,
Auburn's winningest coach,
176 victories
'57 National Champions
College Football Hall of Fame, '82

Kevin Porter,
Back, 1984-87,
All-SEC, '87

Jackie Burkett,
Linebacker, 1957-59,
Captain, '59,
All-American, '58-'59

Mike Fuller,
Back, 1972-74,
All-America, '74,
All-SEC, '74

Donnie Humphrey,
Tackle, 1979-83,
All-America, '83,
All-SEC, '81 & '83

Team of the Century

(Selected by vote of the fans in 1992)

Defense

- EndsAundray Bruce, 1984-87
Jimmy "Red" Phillips, 1955-57
- Defensive Line.....Donnie Humphrey, 1979-83
Tracy Rucker, 1985-88
Roger Duane "Zeke" Smith, 1957-59
- LinebackersJackie Burkett, 1957-59
Gregg Carr, 1981-84
Mike Kolen, 1967-69

- Defensive Backs.....Tucker Frederickson, 1962-64
Mike Fuller, 1972-74
Kevin Porter, 1984-87
- Punter.....Lewis Colbert, 1982-85
- Player of the Century.....Tucker Frederickson
- Coach of the CenturyRalph "Shug" Jordan, Auburn '32
Head Football Coach, 1951-75

Teams of the Decades

2003 Auburn Football

Team of the Sixties

(Selected by readers of the *Birmingham Post-Herald*)

Offense

Ends Tim Christian, Freddie Hyatt
Tackles Dave Hill, Ken Rice
Guards Andy Gross, Bill Van Dyke
Center Forrest Blue
Quarterback Jimmy Sidle
Running Backs Ed Dyas, Connie Frederick,
Tucker Frederickson
Kicker John "Rat" Riley

Defense

Ends Dave Edwards, Howard Simpson
Tackles David Campbell, Chuck Hurston
Linebackers Bill Cody, Mike Kolen, John McGeever
Gusty Yearout
Backs Bobby Hunt, Buddy McClinton
George Rose
Punter Jon Kilgore

Team of the Seventies

(Selected by readers of the *Birmingham Post-Herald*)

Offense

Wide Receivers Terry Beasley, Dick Schmalz
Linemen Mac Lorendo, Lynn Johnson
Dave Ostrowski, Danny Speigner
Center Lee Gross
Quarterback Pat Sullivan
Running Backs James Brooks, Joe Cribbs
Terry Henley
Kicker Gardner Jett

Defense

Ends "Knock'em Down" Bob Brown
Danny Sanspree
Linemen Frank Warren, Benny Sivley
Linebackers Ken Bernich, Mike Neel, Freddie Smith
Tommy Yearout
Backs Mike Fuller
David Langner
Larry Willingham
Punter David Beverly

Team of the Eighties

(Selected by readers of the *Birmingham Post-Herald*)

Offense

Wide Receiver Lawyer Tillman
End Walter Reeves
Tackles Stacy Searels, Steve Wallace
Guards David Jordan, Ed King
Center Ben Tamburello
Quarterback Reggie Slack
Running Backs James Brooks, Brent Fullwood
Bo Jackson
Kicker Al Del Greco

Defense

Linemen Donnie Humphrey, Tracy Rocker
Benji Roland
Linebackers Aundray Bruce, Gregg Carr, Kurt Crain
Quentin Riggins
Backs Carlo Cheattom, David King, Kevin
Porter
Tom Powell
Punter Lewis Colbert

Team of the Nineties

(Selected by readers of the *Birmingham Post-Herald*)

Offense

Wide Receivers Frank Sanders, Karsten Bailey
Offensive Line Jeno James, Victor Riley, Willie
Anderson, Wayne Gandy
Center Shannon Roubique
Quarterback Stan White
Running Back Stephen Davis
Fullback Tony Richardson
Kicker Jaret Holmes

Defense

Linemen Marcellus Mostella, Willie Whitehead,
David Rocker, Leonardo Carson
Linebackers Takeo Spikes, Anthony Harris,
James Willis
Backs Chris Shelling, Corey Barlow, Brian
Robinson, Brad Ware
Punter Terry Daniel
Kick Returner Thomas Bailey

The Last Time...

2003 Auburn Football

AN AUBURN TEAM ...

Had 35 First Downs... vs. Western Carolina, 2002 (37)
Had 30 First Downs... vs. Western Carolina, 2002 (37)
Had 400 yards rushing... vs. Florida State, 1985 (413)
Had 300 yards rushing... vs. Western Carolina, 2002 (345)
Had 50 or more rushing attempts... vs. Penn State, 2002 (50)
Had five or more rushing TDs... vs. Western Carolina, 2002 (5)
Had four or more rushing TDs... vs. Western Carolina, 2002 (5)
Had 350 or more yards passing... vs. Louisiana Tech, 2001 (381)
Had 300 or more yards passing... vs. Louisiana Tech, 2001 (381)
Had 50 or more pass attempts... vs. Mississippi State, 1997 (54)
Had 30 or more pass completions... vs. Arkansas, 1995 (34)
Had five TDs passing... vs. Louisiana Tech, 2001 (5)
Had four TDs passing... vs. Louisiana-Monroe, 2002 (4)
Had three TDs passing... vs. Louisiana-Monroe, 2002 (4)
Had 50 or more yards total offense... vs. Louisiana-Monroe, 2002 (503)
Had 80 or more total plays... vs. Syracuse, 2002 (87)
Scored 70 or more points... vs. UT-Chattanooga, 1995 (76)
Scored 60 or more points... vs. Fresno St., 1996 (62)
Scored 50 or more points... vs. Louisiana-Monroe, 2002 (52)
Scored 40 or more points... vs. Louisiana-Monroe, 2002 (52)
Had five or more fumbles... vs. Florida, 2001 (5)
Did not commit a turnover... vs. Ball State, 2001
Had 200-yard rusher and 100-yard receiver in a game... vs. Syracuse, 2002 (Carnell Williams [202 rush] and Marcel Willis [113 receiving])
Had 150-yard receiver and 150-yard rusher in a game... at Arkansas, 2001 (Tim Carter [156 receiving] and Carnell Williams [177 rush])
Had 100-yard receiver and 100-yard rusher in a game... vs. Syracuse, 2002 (Marcel Willis [113 receiving] and Carnell Williams [202 rush])
Had two 100-yard rushers in a game... vs. Northeast Louisiana, 1995 (Stephen Davis [111] and Eric Hines-Tucker [100])
Had three 100-yard rushers in a game ... vs. Maryland, 1983 (Tommie Agee [219], Lionel James [115] and Bo Jackson [105])
Had two 100-yard receivers in a game... vs. LSU, 1999 (Ronney Daniels [120] and Markeith Cooper [105])
Returned a punt for a TD... vs. South Carolina, 1996 (Robert Baker) (79 yards)
Returned a kickoff for a TD... vs. LSU, 2000 (Tim Carter) [100 yards]
Returned three Interceptions for TDs... vs. LSU, 1994 (Ken Alvis, Fred Smith, Brian Robinson)
Returned two Interceptions for TDs... vs. LSU, 1994 (Ken Alvis, Fred Smith, Brian Robinson)
Returned an Interception for a TD... vs. Central Florida, 1999 (Alex Lincoln)
Returned two fumbles for TDs... vs. Vanderbilt, 2002 (Spencer Johnson, Karlos Dansby)

Returned a fumble for a TD... vs. Vanderbilt, 2002 (Spencer Johnson) [27]
Blocked a punt ... vs. Mississippi State, 2001 (Tim Carter)
Returned a blocked punt for a TD... vs. Vanderbilt, 2000 (Block: Reggie Torbor, TD Casinius Moore)
Blocked a field goal ... at LSU, 2001 (Alton Moore)
Blocked two field goals in a game... at Georgia, 2001 (Alton Moore, 2)
Blocked a PAT attempt ... vs. LSU, 1998 (Charles Dorsey, 2)
Blocked two PAT attempt ... vs. LSU, 1998 (Charles Dorsey, 2)
Missed a kicking PAT... vs. Idaho, 1999 (Robert Bironas)
Had a punt blocked... vs. Arkansas, 2002 (Damon Duval)
Had a field goal blocked... vs. Penn State, 2002 (Damon Duval)
Was held scoreless... vs. Tennessee, 1999 (0-24)
Was held scoreless at Jordan-Hare Stadium... vs. Virginia, 1998 (0-19)
Held an opponent scoreless... vs. Western Carolina, 2002 (56-0)
Held an opponent scoreless at Jordan-Hare Stadium... vs. Western Carolina, 2002 (56-0)
Held an opponent to five or less first downs... vs. Ball State, 2001 (5)
Held an opponent to 10 or less first downs... vs. Ball State, 2001 (5)
Intercepted five or more passes... vs. Louisiana Tech, 2001 (5)
Intercepted four or more passes... vs. LSU, 2002 (4)
Held an opponent to 300 or less yards total offense... vs. Penn State, 2002 (268)
Held an opponent to 200 or less yards total offense... vs. Ball State, 2001 (92)
Held an opponent to 150 or less yards total offense... vs. Ball State, 2001 (92)
Held an opponent to 100 or less yards total offense... vs. Ball State, 2001 (92)
Held an opponent to 100 or less yards rushing... vs. Louisiana-Monroe, 2002 (83)
Held an opponent to 50 or less yards rushing... vs. Florida, 2001 (-36)
Held an opponent to negative yards rushing...



Rudi Johnson rushed for over 100 yards in five consecutive games in 2000.

vs. Florida, 2001 (-36)
Held an opponent to 100 or less yards passing... vs. Penn State, 2002 (98)
Held an opponent without a touchdown... vs. Penn State, 2002
Scored a safety... at Ole Miss, 2002 (Team)
Scored on a fake field goal... vs. Vanderbilt, 2000 (Duval pass to Diamond)
Scored two or more offensive two-point conversion... vs. Florida, 2002 [2]
Scored an offensive two-point conversion... at Ole Miss, 2002
Scored a defensive two-point conversion... vs. LSU, 1998 (Brad Ware)
Had 10 or more penalties... at Ole Miss, 2002 (122)
Had 100 or more penalty yards... at Ole Miss, 2000 (112)
Had 35 minutes time of possession... at Georgia, 2001 (38:58)
Was involved in a game that ended in a tie... vs. Georgia, 1994 (23-23)
Was involved in an overtime game... at Florida, 2002 (30-23 loss)

AN AUBURN PLAYER ...

Rushed 40 times in a game... Carnell Williams vs. Syracuse, 2002 (40)
Rushed 35 times in a game... Ronnie Brown vs. Penn State, 2002 (37)
Rushed 30 times in a game... Ronnie Brown vs. Penn State, 2002 (37)
Rushed for 200 yards in a game... Ronnie Brown at Ole Miss, 2002 (224)
Rushed for 150 yards in a game... Ronnie Brown vs. Penn State, 2002 (184)
Rushed for 100 yards in a game... Ronnie Brown vs. Penn State, 2002 (184)
Rushed for 100 yards in five consecutive games... Rudi Johnson vs. Florida (133), vs. Louisiana Tech (249), vs. Arkansas (114), vs. Georgia (152), at Alabama (130), 2000
Rushed for 100 yards in four consecutive games... Rudi Johnson vs. Louisiana Tech (249), vs. Arkansas (114), vs. Georgia (152), Alabama (130), 2000
Rushed for 100 yards in three consecutive games... Carnell Williams vs. Vanderbilt (170), at Miss. State (106), vs. Syracuse (202), 2002
Rushed for 100 yards in consecutive games... Carnell Williams at Miss. State (106), vs. Syracuse (202), 2002
Rushed for 150 yards in consecutive games... Carnell Williams at Arkansas (177), at Georgia (167), 2001
Rushed for 4 or more TDs in a game... Rudi Johnson vs. La. Tech, 2000 (4)
Rushed for 3 or more TDs in a game... Ronnie Brown at Ole Miss, 2002 (3)
Rushed for 2 or more TDs in four consecutive games... Carnell Williams vs. Western Carolina (2), vs. Vanderbilt (2), at Miss. State (2), vs. Syracuse (2), 2002
Rushed for 2 or more TDs in three consecutive games... Ronnie Brown at Florida (2), vs. LSU (2), at Ole Miss (3), 2002
Passed for 400 yards in a game... Ben Leard at Georgia, 1999 (416)
Passed for 300 yards in a game... Daniel Cobb vs. Louisiana Tech, 2001 (381)
Attempted 50 passes in a game... Dameyune Craig vs. Mississippi State, 1997 (54)
Attempted 40 passes in a game... Daniel Cobb at Arkansas, 2001 (40)

The Last Time...

2003 Auburn Football

Threw five TDs in a game... Daniel Cobb vs. Louisiana Tech, 2001 (5)
Threw four TDs in a game... Daniel Cobb vs. Louisiana Tech, 2001 (5)
Threw three TDs in a game... Daniel Cobb vs. Louisiana Tech, 2001 (5)
Had 400 yards total offense in a game... Dameyune Craig vs. Louisiana Tech, 1997 (405)
Had 300 yards total offense in a game... Daniel Cobb vs. Louisiana Tech, 2001(384)
Accounted for four or more TDs in a game... Daniel Cobb vs. Louisiana Tech, 2001(5 pass)
Accounted for three or more TDs in a game... Ronnie Brown at Ole Miss, 2002 (3 rush)
Caught 15 passes in a game... Willie Gosha vs. Arkansas, 1995 (17)
Caught 10 or more passes in a game... Ronney Daniels vs. Central Florida, 1999 (10)
Caught seven or more passes in a game... Tim Cater at Arkansas, 2001 (7)
Had 200 or more yards receiving in a game... Ronney Daniels at Georgia, 1999 (249)
Had 150 or more yards receiving in a game... Tim Carter at Arkansas, 2001 (156)
Had 100 or more yards receiving in a game... Marcel Willis vs. Syracuse, 2002 (113)
Caught four or more TD passes in a game... Alexander Wright vs. Pacific, 1987 (4)
Caught three or more TD passes in a game... Alexander Wright vs. Pacific 1987, (4)
Caught two or more TD passes in a game... Robert Johnson at Alabama, 2002 (2)
Scored 15 or more points kicking... Jaret Holmes vs. UAB, 1996 (17)
Scored 10 or more points kicking... Damon Duval vs. Louisiana Tech, 2001 (11)
Kicked five or more field goals in a game... Jaret Holmes vs. UAB, 1996 (5)
Kicked four or more field goals in a game... Jaret Holmes vs. Alabama, 1997 (4)
Blocked a field goal in a game... Alton Moore at Georgia, 2001 (2)
Blocked two field goals in a game... Alton Moore at Georgia, 2001
Blocked a PAT attempt ... Charles Dorsey vs. LSU, 1998 (2)
Blocked two PAT attempts ... Charles Dorsey vs. LSU, 1998 (2)
Scored four or more TDs... Rudi Johnson vs. La. Tech, 2000 (4 rush)
Scored three or more TDs... Ronnie Brown at Ole Miss, 2002 (3 rush)
Intercepted three or more passes in a game... Brian Robinson vs. Florida, 1994 (3)
Intercepted two or more passes in a game... Karlos Dansby, vs. LSU, 2002 (2)
Had an 80-yard run... Brent Fullwood vs. Mississippi State, 1986 (88)
Had a 70-yard run... Rudi Johnson vs. La. Tech, 2000 (78)
Had a 60-yard run... Carnell Williams vs. Vanderbilt, 2002 (65)
Completed an 80-yard pass... Ben Leard to Ronney Daniels at LSU, 1999 (84)
Completed a 70-yard pass... Daniel Cobb to Marcel Willis vs. Syracuse, 2002 (75)
Completed a 60-yard pass... Daniel Cobb to Marcel Willis vs. Syracuse, 2002 (75)
Kicked a field goal of 50 or more yards... Damon Duval vs. Ball State, 2001 (51)
Had a 70-yard punt... Damon Duval vs. N. Illinois, 2000 (71)
Had a 60-yard punt... Damon Duval at USC, 2002 (69)

AN AUBURN OPPONENT ...

Scored 50 or more points... Georgia, 1996 (56) [4 OT]
Scored 40 or more points... Arkansas, 2001 (42)
Had 350 or more yards rushing... Arkansas, 2002 (426)
Had 300 or more yards rushing... Arkansas, 2002 (426)
Had 250 or more yards rushing... Arkansas, 2002 (426)
Had 50 or more rushing attempts... at Syracuse, 2001 (52)
Had 400 yards passing... Louisiana Tech, 2000 (433)
Had 350 yards passing... Louisiana Tech, 2001 (381)
Had 300 yards passing... USC, 2002 (302)
Had 50 or more pass attempts... Louisiana Tech, 2001 (52)
Had 40 or more pass attempts... Ole Miss, 2002 (46)
Had 30 or more pass completions... Louisiana Tech, 2000 (47)
Had 25 or more pass completions... Ole Miss, 2002 (26)
Had four or more TDs passing... Florida, 2000 [SEC Championship] (4)
Had three or more TDs passing... Ole Miss, 2002 (3)
Had five passes intercepted... Louisiana Tech, 2001 (5)
Had four passes intercepted... LSU, 2002 (4)
Had 600 yards total offense... Florida, 1996 (625)
Had 500 yards total offense... Alabama, 2001 (549)
Had 400 yards total offense... Arkansas, 2002 (492)
Had five or more fumbles... vs. Tennessee, 1997 (6)
Lost four or more fumbles... vs. Tennessee, 1997 (4)
Returned a punt for a TD... Syracuse, 2002 (James Riddle) (85 yards)
Returned a kickoff for a TD... Florida, 1995 (Reidell Anthony) (90 yards)
Returned an interception for a TD... Arkansas, 2001 (Jermaine Petty) (88 yards) [TD]
Returned a fumble for a TD... Arkansas, 1997 (C.J. McLain) (52 yards)
Blocked an Auburn punt... Arkansas, 2002
Blocked an Auburn field goal... Penn Stae, 2002 (Derek Wake)
Held Auburn to 300 yards total offense... Penn State, 2002 (278)
Held Auburn to 200 yards total offense... Mississippi St., 2000 (164)
Held Auburn below 100 yards rushing... Alabama, 2001 (41)
Held Auburn below 50 yards rushing... Alabama, 2001 (41)
Held Auburn to negative yards rushing... Tennessee, 1997 (-15)
Held Auburn below 100 yards passing... Penn State, 2002 (78)
Held Auburn to 10 or less first downs... Mississippi St., 2000 (7)
Had 10 or more penalties... Alabama, 2002 (10)
Had 100 or more yards in penalties... Alabama, 1997 (111)
Had two 100-yard rushers in a game... Alabama, 2001 [Santonio Beard, 199, Ahmad Galloway, 127]
Had two 100-yard receivers in a game... Georgia, 2001 [T. Edwards, 124, Fred Gibson, 111]


Scored a safety... Arkansas, 2000 (Team)

Scored a two-point conversion... Mississippi State, 2001

Had 35 minutes time of possession... Florida, 2002 (38:17)

AN OPPOSING PLAYER ...

Rushed for 200 yards in a game... Fred Talley, Arkansas, 2002 (241)
Rushed for 150 yards in a game... Fred Talley, Arkansas, 2002 (241)
Rushed for 100 yards in a game... Fred Talley, Arkansas, 2002 (241)
Had a 100-yard rusher and a 100-yard receiver... LaBrandon Toefield (120 rush) and Josh Reed (186 rec), LSU, 2001
Passed for 400 yards in a game... Luke McCown, La. Tech, 2000 (433)
Passed for 350 yards in a game... Luke McCown, La. Tech, 2001 (381)
Passed for 300 yards in a game... Carson Palmer, USC, 2002 (302)
Attempted 50 passes in a game... Luke McCown, La. Tech, 2001 (52)
Attempted 40 passes in a game... Eli Manning, Ole Miss, 2002 (46)
Completed 25 passes in a game... Eli Manning, Ole Miss, 2002 (26)
Threw three or more TD passes in a game... Eli Manning, Ole Miss, 2002 (3)
Had 400 yards total offense... Luke McCown, La. Tech, 2000 (436)
Had 350 yards total offense... Luke McCown, La. Tech, 2001 (381)
Accounted for 3 or more TDs... Eli Manning, Ole Miss, 2002 (3)
Caught 10 or more passes... Michael Johnson, Georgia, 2002 (13)
Caught seven or more passes... Michael Johnson, Georgia, 2002 (13)
Had 100 yards receiving... Michael Johnson, Georgia, 2002 (141)
Had 200 yards receiving... Charles Lee, Central Florida, 1999 (203)
Caught three or more TD passes... Chris Collins, Ole Miss, 2002 (3)
Scored three TDs... Chris Collins, Ole Miss, 2002 (3 receiving)
Had a 90-yard run... Guy Minor, LSU, 1936 (90)
Had an 80-yard run... Fred Talley, Arkansas, 2002 (80) [TD]
Had a 70-yard run... Fred Talley, Arkansas, 2002 (80) [TD]
Had a 60-yard run... Fred Talley, Arkansas, 2002 (80) [TD]
Completed an 80-yard pass... Rex Grossman to Jabar Gaffney, Florida, 2001(80)
Completed a 70-yard pass... Rex Grossman to Jabar Gaffney, Florida, 2001(80)
Completed a 60-yard pass... David Greene to Fred Gibson, Georgia, 2001 (67) [TD]
Kicked a 50-yard field goal... Steve Lindsey, Ole Miss, 1997 (52)
Had a 70-yard punt... Lonny Calicchio, Ole Miss, 1995 (79)
Had a 60-yard punt... Jonathan Kilgo, Georgia, 2002 (66)



Bowls

Auburn Bowl History	288
Auburn Bowl Records	289-290
1937 Bacardi/1938 Orange	291
1954 Gator/1954 Gator	292
1955 Gator/1964 Orange	293
1965 Liberty/1968 Sun	294
1969 Astro-Bluebonnet/1971 Gator	295
1972 Sugar/1972 Gator	296
1973 Sun/1974 Gator	297
1982 Tangerine/1984 Sugar	298
1984 Liberty/1986 Cotton	299
1987 Citrus/1988 Sugar	300
1989 Sugar/1990 Hall of Fame	301
1990 Peach/1996 Outback	302
1996 Independence/1996 Outback	303
2001 Citrus/ 2001 Peach	304
2002 Capital One	305
2003 Bowl Schedule	306

Auburn Bowl History

2003 Auburn Football

Auburn in Bowl Games (15-12-2)

Season	Bowl	Opponent	Score	W-L-T	AU Coach	Date
1936	Bacardi	Villanova	7-7	T	Jack Meagher	1/1/37
1937	Orange	Michigan State	6-0	W	Jack Meagher	1/1/38
1953	Gator	Texas Tech	13-35	L	Shug Jordan	1/1/54
1954	Gator	Baylor	33-13	W	Shug Jordan	12/31/54
1955	Gator	Vanderbilt	13-25	L	Shug Jordan	12/31/55
1963	Orange	Nebraska	7-13	L	Shug Jordan	1/1/64
1965	Liberty	Ole Miss	7-13	L	Shug Jordan	12/18/65
1968	Sun	Arizona	34-10	W	Shug Jordan	12/28/68
1969	Astro-Bluebonnet	Houston	7-36	L	Shug Jordan	12/31/69
1970	Gator	Ole Miss	35-28	W	Shug Jordan	1/2/71
1971	Sugar	Oklahoma	22-40	L	Shug Jordan	1/1/72
1972	Gator	Colorado	24-3	W	Shug Jordan	12/30/72
1973	Sun	Missouri	17-34	L	Shug Jordan	12/29/73
1974	Gator	Texas	27-3	W	Shug Jordan	12/30/74
1982	Tangerine	Boston College	33-26	W	Pat Dye	12/18/82
1983	Sugar	Michigan	9-7	W	Pat Dye	1/2/84
1984	Liberty	Arkansas	21-15	W	Pat Dye	12/27/84
1985	Cotton	Texas A&M	16-36	L	Pat Dye	1/1/86
1986	Citrus	Southern Cal	16-7	W	Pat Dye	1/1/87
1987	Sugar	Syracuse	16-16	T	Pat Dye	1/1/88
1988	Sugar	Florida State	7-13	L	Pat Dye	1/2/89
1989	Hall of Fame	Ohio State	31-14	W	Pat Dye	1/1/90
1990	Peach	Indiana	27-23	W	Pat Dye	12/29/90
1995	Outback	Penn State	13-43	L	Terry Bowden	1/1/96
1996	Independence	Army	32-29	W	Terry Bowden	12/31/96
1997	Peach	Clemson	21-17	W	Terry Bowden	1/2/98
2000	Citrus	Michigan	28-31	L	Tommy Tuberville	1/1/01
2001	Peach	North Carolina	10-16	L	Tommy Tuberville	12/31/01
2002	Capital One	Penn State	13-9	W	Tommy Tuberville	1/1/03



Under Coach Pat Dye, Auburn made nine bowl appearances.

AU Bowl Game MVPs

Citrus Bowl/Capital One Bowl MVP

1982	Randy Campbell
1987	Aundray Bruce
2001	Ben Leard (offense) Javor Mills (defense)
2003	Ronnie Brown (MVP) Dontarrious Thomas (defense)

Cotton Bowl MVP

1986	Bo Jackson
------	------------

Gator Bowl MVP

1954	Vince Dooley
1954	Joe Childress
1955	Joe Childress
1971	Pat Sullivan
1972	Wade Whatley
1974	Phil Gargis

Independence Bowl MVP

1996	Dameyune Craig (offense) Ricky Neal (co-defense) Takeo Spikes (co-defense)
------	--

Liberty Bowl MVP

1965	Tom Bryan
1984	Bo Jackson

Outback Bowl MVP

1990	Reggie Slack
------	--------------

Peach Bowl MVP

1990	Stan White (offense) Darrel Crawford (defense)
1998	Dameyune Craig (offense) Takeo Spikes (defense)

Sugar Bowl MVP

1984	Bo Jackson
------	------------

Sun Bowl MVP

1968	Buddy McClinton (def.) David Campbell (off.)
------	---

Auburn's Bowl Series Record

Bowl	Appearances	W-L-T	Pct.	Seasons
Gator	6	4-2	.667	1954-54-55-71-72-74
Sugar	4	1-2-1	.375	1972-84-88-89
Capital One (Citrus/Tangerine)	4	3-1	.750	1982-87-00-02
Peach	3	2-1	.667	1990-98-01
Sun	2	1-1	.500	1968-73
Orange	2	1-1	.500	1938-64
Liberty	2	1-1	.500	1965-84
Outback (Hall of Fame)	2	1-1	.500	1990-96
Independence	1	1-0	1.000	1996
Bacardi	1	0-0-1	.500	1937
Cotton	1	0-1	.000	1986
Astro-Bluebonnet	1	0-1	.000	1969
TOTALS	29	15-12-2	.552	

Auburn Bowl History

2003 Auburn Football

Auburn Individual Records

RUSHING YARDS

- 184 Ronnie Brown vs. Penn State (37 carries, 1 TD) 2002 Capital One
- 152 Brent Fullwood vs. USC (28 carries, 1 TD) 1987 Citrus
- 134 Joe Childress vs. Baylor (20 carries, 2 TDs) 1954 Gator
- 130 Bo Jackson vs. Michigan (22 carries) 1984 Sugar
- 129 Bo Jackson vs. Texas A&M (31 carries, 1 TD) 1986 Cotton
- 119 Stephen Davis vs. Penn State (12 carries) 1996 Outback
- 111 Tom Bryan vs. Ole Miss (19 carries, 1 TD) 1965 Liberty

PASSING YARDS

- 394 Ben Leard vs. Michigan (28-37-2, 3 TD) 2001 Citrus
- 370 Dameyune Craig vs. Army (24-42-1, 2 TD) 1996 Independence
- 351 Stan White vs. Indiana (31-43-0, 1 TD) 1990 Peach
- 351 Pat Sullivan vs. Ole Miss (27-43-1, 2 TDs) 1971 Gator
- 259 Dameyune Craig vs. Clemson (15-44-0) 1998 Peach

RECEPTIONS

- 10 Willie Gosha vs. Army (132 yards, 1 TD) 1996 Independence
- 9 Victor Hall vs. Indiana (74 yards) 1990 Peach
- 8 Terry Beasley vs. Ole Miss (143 yards, 1 TD) 1971 Gator
- 7 Ronney Daniels vs. Michigan (98 yards, 1TD) 2001 Citrus
- 7 Herbert Casey vs. Indiana (159 yards) 1990 Peach
- 7 Stacy Danley vs. Syracuse (34 yards) 1988 Sugar

SCORING

- 15 Joe Childress vs. Baylor (2 TDs, 3 PATs) 1954 Gator
- 12 Ronnie Brown vs. Penn State (2 TDs) 2002 Capital One
- 12 Stan White vs. Indiana (2 TDs) 1990 Peach
- 12 Greg Taylor vs. Ohio State (2 TDs) 1990 Hall of Fame
- 12 Ed Butler vs. Texas (2 TDs) 1974 Gator
- 12 Thom Gossom vs. Missouri (2 TDs) 1973 Sun

MOST RUSHING TOUCHDOWNS

- 2 Ronnie Brown vs. Penn State, 2002 Capital One
- 2 Stan White vs. Indiana, 1990 Peach
- 2 Bo Jackson vs. Arkansas, 1984 Liberty
- 2 Bo Jackson vs. Boston College, 1982 Tangerine
- 2 Joe Childress vs. Baylor, 1954 Gator

MOST TOUCHDOWN PASSES

- 3 Ben Leard vs. Michigan, 2001 Citrus
- 2 Dameyune Craig vs. Army, 1996 Independence
- 2 Reggie Slack vs. Ohio State, 1990 Hall of Fame
- 2 Loran Carter vs. Arizona, 1968 Sun
- 2 Pat Sullivan vs. Ole Miss, 1971 Gator
- 2 Phil Gargis vs. Missouri, 1973 Sun
- 2 Phil Gargis vs. Texas, 1974 Gator

LONGEST FIELD GOAL

- 52 Jaret Holmes vs. Clemson, 1998 Peach
- 52 John Riley vs. Arizona, 1968 Sun

LONGEST TOUCHDOWN RUNS

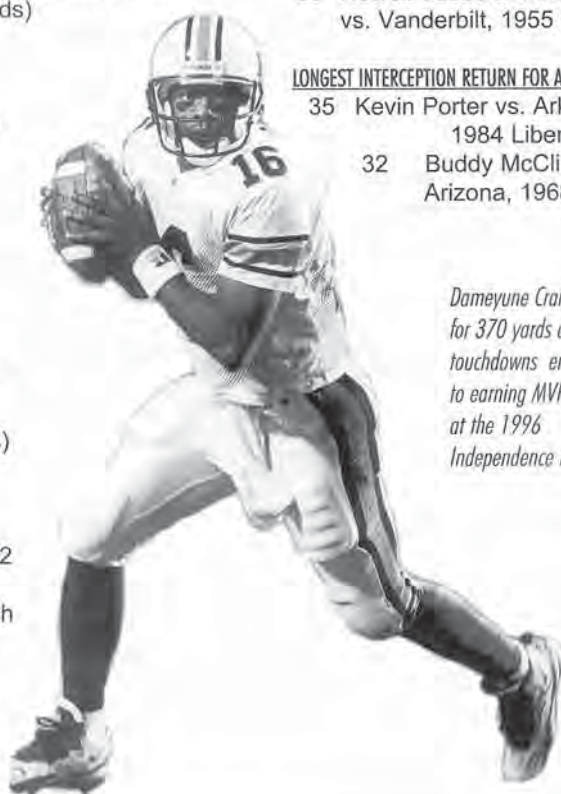
- 44 Tom Bryan vs. Ole Miss, 1965 Liberty
- 43 Fob James vs. Baylor, 1954 Gator
- 40 Billy Hitchcock vs. Villanova, 1937 Bicardi
- 39 Bo Jackson vs. Arkansas, 1984 Liberty
- 37 Pat Sullivan vs. Ole Miss, 1971 Gator

LONGEST TOUCHDOWN PASSES

- 73 Pat Washington to Bo Jackson vs. Texas A&M, 1986 Cotton
- 65 Loran Carter to Mickey Zofko vs. Arizona, 1968 Sun
- 43 Loran Carter to Tim Christian vs. Arizona, 1968 Sun
- 38 Howell Tubbs to Fob James vs. Vanderbilt, 1955 Gator

LONGEST INTERCEPTION RETURN FOR A TOUCHDOWN

- 35 Kevin Porter vs. Arkansas, 1984 Liberty
- 32 Buddy McClinton vs. Arizona, 1968 Sun



Dameyune Craig threw for 370 yards and two touchdowns en route to earning MVP honors at the 1996 Independence Bowl.

All-Time Bowl Appearances

School Appearances

1. Alabama	.51
2. Tennessee	.43
3. Texas	.42
4. Southern Cal	.41
Nebraska	.41
6. Georgia	.38
7. Penn State	.37
8. Oklahoma	.36
9. LSU	.34
Michigan	.34
11. Arkansas	.33
Ohio State	.33
13. Georgia Tech	.31
Florida State	.31
15. Ole Miss	.30
Florida	.30
17. Auburn	.29
Washington	.29
19. Texas A&M	.27
Miami (Fla.)	.27

All-Time Bowl Wins

School Wins

1. Alabama	.29
2. Southern Cal	.26
3. Penn State	.23
Tennessee	.23
Oklahoma	.23
6. Nebraska	.20
Georgia Tech	.20
Georgia	.20
Texas	.20
10. Florida State	.18
Ole Miss	.18
Michigan	.18
13. LSU	.16
14. Miami (Fla.)	.15
Auburn	.15
Ohio State	.15
17. Florida	.14
Washington	.14
19. Notre Dame	.13
Texas A&M	.13
Clemson	.13

Auburn Bowl Records

2003 Auburn Football

Auburn Team Records

SCORING

Most Auburn Points — 35 vs. Ole Miss, 1971 Gator
Most Opponent Points — 43 by Penn State, 1996 Outback
Most Points, Both Teams — 63 (AU 35, Ole Miss 28), 1971 Gator
Fewest Points, Both Teams — 6 (AU 6, Mich. State 0), 1938 Orange
Largest Margin of Victory, Auburn — 24 points (AU 34, Arizona 10), 1968 Sun
Largest Margin of Defeat, Auburn — 29 points (Houston 36, AU 7), 1969 Astro-Bluebonnet; (Penn State 42, AU 13), 1996 Outback

FIRST DOWNS

Most by Auburn — 27 vs. Army, 1996 Independence
27 vs. Boston College, 1982 Tangerine
Most by Opponent — 28 by Oklahoma, 1972 Sugar
Fewest by Auburn — 9 vs. Villanova, 1937 Bicardi
Fewest by Opponent — 2 by Michigan State, 1938 Orange

RUSHING

Most Yards, Auburn — 423 vs. Baylor, 1954 Gator
Most Yards, Opponents — 439 by Oklahoma, 1972 Sugar
Fewest Yards, Auburn — 1 vs. Houston, 1969 Astro-Bluebonnet
Fewest Yards, Opponent — 32 by Michigan State, 1938 Orange

PASSING

Most Yards, Auburn — 370 vs. Army, 1996 Independence
Most Yards, Opponent — 299 by Boston College, 1982 Tangerine
Fewest Yards, Auburn — 21 vs. Michigan, 1984 Sugar
Fewest Yards, Opponent — 11 by Oklahoma, 1972 Sugar
Most Attempted, Auburn — 48 vs. Indiana, 1990 Peach
Most Attempted, Opponent — 44 by Arizona, 1968 Sun
Fewest Attempted, Auburn — 6 vs. Michigan, 1984 Sugar
Fewest Attempted, Opponent — 4 by Oklahoma, 1972 Sugar
Most Completed, Auburn — 31 vs. Indiana, 1990 Peach
Most Completed, Opponent — 22 by Boston College, 1982 Tangerine
Fewest Completed, Auburn — 2 vs. Villanova, 1937 Bicardi; 2 vs. Michigan, 1984 Sugar
Fewest Completed, Opponent — 1 by Oklahoma, 1972 Sugar
Best Completion Percentage, Auburn (min. 10 att.) — .735 (25-34) vs. Syracuse, 1988 Sugar
Best Completion Percentage, Opponent (min. 10 att.) — .615 (16-26) by Texas A&M, 1986 Cotton
Worst Completion Percentage, Auburn — .167 (2-12) vs. Villanova, 1937 Bicardi
Worst Completion Percentage, Opponent — .167 (2-23) by Michigan State, 1938 Orange

TOTAL OFFENSE

Most Yards, Auburn — 559 vs. Ole Miss, 1971 Gator
Most Yards, Opponent — 516 by Houston, 1969 Astro-Bluebonnet
Fewest Yards, Auburn — 181 vs. Villanova, 1937 Bacardi
Fewest Yards, Opponent — 57 by Michigan State, 1938 Orange

TOTAL OFFENSE, BOTH TEAMS

Most Yards — 1,024 in 1971 Gator (Auburn 599, Ole Miss 465)
Fewest Yards — 334 in 1937 Bacardi (Auburn 181, Villanova 153)

PUNTING

Best Avg., Auburn — 49.3 (9 punts) vs. North Carolina, 2001 Peach
Best Avg., Opponent — 47.3 (6 punts) by Ole Miss, 1971 Gator
Worst Avg., Auburn — 23.0 (3 punts) vs. Indiana, 1990 Peach
Worst Avg., Opponent — 28.8 (4 punts) by Texas, 1974 Gator
Most Punts, Auburn — 10 vs. Michigan State, 1938 Orange
Most Punts, Opponent — 12 by Michigan State, 1938 Orange
Fewest Punts, Auburn — 2 vs. Army, 1996 Independence
2 vs. Boston College, 1982 Tangerine; 2 vs. Texas, 1974 Gator; 2 vs. Baylor, 1954 Gator
Fewest Punts, Opponent — 2 by Houston, 1969 Astro-Bluebonnet

FUMBLES

Most, Auburn — 7 vs. Texas 1974 Gator
Most, Opponent — 5 by Texas, 1974 Gator
Most Lost, Auburn — 5 vs. Texas, 1974 Gator
5 vs. Vanderbilt, 1955 Gator
Most Lost, Opponent — 4 by Texas, 1974 Gator

PENALTY YARDS

Most, Auburn — 84 vs. Southern Cal, 1987 Citrus
84 vs. Penn State, 2002 Capital One
Most, Opponent — 83 by Texas Tech, 1954 Gator



The 1986 team defeated Southern Cal, 16-7, in the Citrus Bowl.

Auburn Bowl History

2003 Auburn Football

1937 Bacardi Bowl



Auburn 7
Villanova 7

January 1, 1937
Cuban National Sports Festival
Havana, Cuba

Auburn's bowl history began in 1937 when the Tigers and Villanova tied 7-7 in the Bacardi Bowl, sometimes referred to as the Rhumba Bowl or the Cigar Bowl, the climaxing event of Cuba's annual National Sports Festival. The game was played in Havana, Cuba, and is the first and only bowl game to ever be played outside the United States.

An Auburn drive in the first quarter stalled on the 10-yard line where the Wildcats took over on downs. After a Villanova punt, Auburn back Billy Hitchcock broke loose around left end and rambled 40 yards for the Tigers only score. The score at the half was Auburn 7, Villanova 0.

Auburn stopped a Villanova drive on its own 12-yard line during the third quarter but couldn't get field position. Villanova was able to tie the score when they blocked an Auburn quick kick and the ball bounced into the endzone where Wildcat Lineman Matthews Kuber fell on it for the score. The PAT tied up the game.

Auburn's return to the States marked an end to more than 11,000 miles of football travel for the 7-2-2 Tigers that finished the season ranked 13th in the nation under coach Jack Meagher.

The game was played in a revolutionary atmosphere. Fulgencio Batista, the dictator who would be overthrown by Fidel Castro 22 years later, had just assumed power. The game was almost canceled because Batista's picture was not in the game program. A quick trip to the printer saved the Bacardi Bowl and allowed Auburn's bowl history to get off to a significant and historical beginning.

Auburn	0	7	0	0	—	7
Villanova	0	0	0	7	—	7

AU - Hitchcock 40 run (kick), 2nd
VU - Kuber recovered blocked kick in endzone, 4th

	AU	VU
First Downs	9	7
Rushing Yards	152	129
Passing Yards	29	24
Passing (C-A-I)	2-12-1	2-6-2
Total Offense	181	153
Punts-Avg.	44.0	37.0
Fumbles Lost	1	1
Penalty Yards	20	20

Attendance: 12,000

1938 Orange Bowl



Auburn 6
Michigan State 0

January 1, 1938
Orange Bowl
Miami, Florida

Southeastern Conference officials lifted a ban which forbade SEC teams to play postseason games in bowls other than the Rose and Sugar Bowls and allowed Auburn to play Michigan State in the Orange Bowl.

A capacity crowd of 19,000 fans watched an aggressive Auburn team defeat the powerful Spartans, 6-0 limiting Michigan State to only two first downs, the first coming late in the third quarter, and 57 total offensive yards, 32 yards rushing and 25 passing. Auburn racked up 233 yards on the ground and 79 through the air for 312 total yards.

Auburn's only score was set up by a George Kenmore 60-yard punt return that put the Tigers on the Spartan 36-yard line. On the first play from scrimmage Kenmore passed to Ralph O'Gwynne at the Spartan two-yard line. On fourth and goal from the one, O'Gwynne circled left end for the only score of the game.

Coach Jack Meagher's Tigers finished the season with a 6-2-3 record.

Auburn	0	6	0	0	—	6
Michigan St.	0	0	0	0	—	0

AU - O'Gwynne 2 run (kick failed), 2nd

	AU	MSU
First Downs	12	2
Rushing Yards	197	40
Passing Yards	81	25
Passing (C-A-I)	4-12-3	2-9-2
Total Offense	278	65
Punts-Avg.	10-32.3	12-40.4
Fumbles/Lost	0/0	0/0
Penalty Yards	50	40

Attendance: 18,972

Auburn Bowl History

2003 Auburn Football

1954 Gator Bowl



Auburn 13
Texas Tech 35

January 1, 1954
Gator Bowl
Jacksonville, Florida

In Auburn's first bowl appearance in 15 years, and first bowl game under Ralph "Shug" Jordan, the Tigers starting offensive backfield included a future Governor of

Alabama (Fob James) and a future coach of the University of Georgia (Vince Dooley), but Texas Tech was not impressed and handed the Tigers a 35-13 defeat.

Dooley guided Auburn to a touchdown the first time they had the ball as the Tigers went 60 yards in 10 plays, with James' 21-yard run being a key play in the drive. Bobby Duke scored from the one. A tough Auburn defense held the Red Raiders, the nation's highest scoring team, to just 11 yards in the first quarter. But it wasn't long before they would get on track.

Texas Tech scored early in the second period on a 30-yard pass from Jack Kirkpatrick to Bobby Cavazos. Auburn came back after an intercepted pass, and Dooley scored on a 10-yard run to end the drive. The Tigers led 13-7 at halftime, but it was all downhill from there.

Texas Tech scored the first two times they had the ball in the second half, once after blocking an Auburn punt, to lead at the end of three quarters, 21-13. Two touchdowns on two possessions in the fourth quarter made the final score read Texas Tech 35, Auburn 13.

Auburn	7	6	0	0	—	13
Texas Tech	0	7	14	14	—	35

AU - Duke 1 run (kick), 1st
TT - Cavazos 30 pass from Kirkpatrick (kick), 2nd
AU - Dooley 10 run (kick failed), 2nd
TT - Erwin 53 pass from Kirkpatrick (kick), 3rd
TT - Cavazos 2 run (kick), 3rd
TT - Fumble recovered in endzone (kick), 4th
TT - Cavazos 59 run (kick), 4th

	AU	TT
First Downs	12	11
Rushing Yards	195	226
Passing Yards	72	145
Passing (C-A-I)	6-16-1	6-12-2
Total Offense	267	371
Punts-Avg.	6-30.5	6-33.1
Fumbles Lost	2	0
Penalty Yards	66	83

Attendance: 28,641

1954 Gator Bowl



Auburn 33
Baylor 13

December 31, 1954
Gator Bowl
Jacksonville, Florida

Auburn became the first team to play in the same bowl game twice in the same year when they defeated Baylor 33-13 in the 1954 Gator Bowl. The Tigers had met Texas

Tech in the Jan. 1, 1954, Gator Bowl, but then Gator Bowl officials decided to move the game away from New Year's Day.

Baylor fumbled the opening kickoff, Auburn recovered and five plays later "Joltin Joe" Childress scored the first Auburn touchdown.

Baylor came back with a nine-play, 63-yard drive to tie the score at 7-7 at the end of the first quarter.

Auburn's two possessions of the second quarter resulted in a pair of touchdowns, a 43-yard run by Fob James and a four-yard Bobby Freeman to Jimmy Long pass which capped a 92-yard drive. Auburn led at the half, 21-7.

The Tigers scored twice in the second half, sandwiching their scores around a five-play, 66-yard drive by the Bears. Childress capped an 87-yard Auburn

drive with a three-yard run, and the Tigers ended the scoring with a three-play 67-yard drive to win going away, 33-13.

Childress was the game's MVP with 134 yards on 20 carries.

Auburn finished the season with an 8-3 record under Coach Ralph "Shug" Jordan.

Auburn	7	14	12	0	—	33
Baylor	7	0	6	0	—	13

AU - Childress 7 run (kick), 1st
BU - Saage 1 run (kick), 1st
AU - James 43 run (kick), 2nd
AU - Long 4 pass from Freeman (kick), 2nd
AU - Childress 3 run (kick failed), 3rd
BU - Dupre 38 run (kick blocked), 3rd
AU - Freeman 5 run (kick failed), 3rd

	AU	BU
First Downs	25	16
Rushing Yards	423	105
Passing Yards	53	134
Passing (C-A-I)	3-7-1	10-18-0
Total Offense	476	239
Punts-Avg.	2-41.0	3-42.0
Fumbles Lost	2	4
Penalty Yards	52	25

Attendance: 28,426

Did You Know?

Auburn has played two bowl games in one calendar year on six occasions. They were: 1954: Gator Bowl, Jan. 1 vs. Texas Tech and the Gator Bowl, Dec. 31 against Baylor. 1972: Sugar Bowl, Jan. 1 vs. Oklahoma and the Gator Bowl, Dec. 30 vs. Colorado. 1984: Sugar Bowl, Jan. 2 vs. Michigan and the Liberty Bowl, Dec. 27 vs. Arkansas. 1990: Hall of Fame Bowl, Jan. 1 vs. Ohio State and the Peach Bowl, Dec. 29 vs. Indiana. 1996: Outback Bowl, Jan. 1 vs. Penn State and the Independence Bowl, Dec. 31 vs. Army. 2001: Citrus Bowl, Jan. 1 vs. Michigan and the Peach Bowl, Dec. 31 vs. North Carolina.

Auburn Bowl History

2003 Auburn Football

1955 Gator Bowl



Auburn 13
Vanderbilt 25

December 31, 1955
Gator Bowl
Jacksonville, Florida

It was Auburn's third straight trip to the Gator Bowl and Vanderbilt's first bowl game ever and that might tell the story of Auburn's 25-13

upset loss to the Commodores.

Vanderbilt scored first on a seven-yard Don Orr to Joe Stephenson pass which was set up by a Howell Tubbs fumble, the first of three for him that day, which gave the Commodores the ball on the Tigers' 39-yard line. Auburn scored early in the second quarter, driving 72 yards for the TD. Tubbs passed to Fob James for 38 yards and the touchdown. Vanderbilt scored quickly, going 76 yards in four plays as Orr scored from the three-yard line. The extra point was not good and the Commodores led at the half, 13-7.

Another Tubbs fumble set up Vanderbilt's first scoring drive of the second half. Recovering at the Auburn 45-yard line, Vanderbilt took eight plays to score with Phil King going over from the one, giving Vanderbilt a 19-7 lead. A poor punt and a 15-yard penalty gave the Commodores the ball on the Auburn 26-yard line after the Tigers were unable to move. On the first play of the fourth quarter, Charlie Horton scored from the Auburn one to give Vanderbilt a 25-7 lead. Auburn finished the scoring with a seven-yard Jimmy Cook to Red Phillips pass at the end of a six-play, 66-yard drive to make the final score 25-13.

Auburn fumbled five times with Vanderbilt recovering all five to set up the Tigers most disappointing loss of the 1955 campaign. The Tigers finished with an 8-2-1 record.

Joe Childress was voted Auburn's outstanding player.

Auburn	0	7	0	6	—	13
Vanderbilt	7	6	6	6	—	25

VU - Stephenson 7 pass from Orr (kick), 1st
AU - Jarne 38 pass from Tubbs (kick), 2nd
VU - Orr 3 run (kick failed), 2nd
VU - King 1 run (kick failed), 3rd
VU - Horton 1 run (kick blocked), 4th
AU - Phillips 4 pass from Cook (kick failed), 4th

	AU	VU
First Downs	15	15
Rushing Yards	159	177
Passing Yards	142	94
Passing (C-A-I)	8-13-1	5-8-0
Total Offense	301	271
Punts-Avg.	3-29.0	4-32.0
Fumbles Lost	6	1
Penalty Yards	59	54

Attendance: 32,175

1964 Orange Bowl



Auburn 7
Nebraska 13

January 1, 1964
Orange Bowl
Miami, Florida

A trip to the Orange Bowl capped a near perfect season for the Auburn Tigers. Coach "Shug" Jordan led his Tigers to a 9-1

record with a rugged defense and an option offense featuring All-America quarterback Jimmy Sidle and halfback Tucker Frederickson. Auburn had defeated Alabama 10-8 to earn the chance to play the Big Eight powerhouse Nebraska Cornhuskers.

Auburn found itself in the hole on the second play from scrimmage as Nebraska quarterback Dennis Claridge sneaked off right guard for a 68-yard touchdown gallop that left Auburn trailing 7-0 before most of the fans were seated. Two Dave Theissen field goals gave the Cornhuskers a 13-0 lead with over 10 minutes remaining in the first half. That is the lead the Nebraska team took in the locker room.

The "Jekyll and Hyde" Auburn team was as dominating in the second half as they were inept in the first half. Sidle led the resurgence of the Tigers by capping off their only scoring drive with a 13-yard run in the third quarter. With only 1:30 left in the game, the Tigers were on the Nebraska 10-yard line. But a costly motion penalty and an incomplete fourth down desperation pass sealed the Cornhusker victory.

Auburn dominated in the second half, combining for 110 rushing yards and 101 passing yards while limiting Nebraska to 43 yards on the ground and nine in the air.

Sidle finished the day with 96 yards rushing on 21 carries.

Auburn	0	0	7	0	—	7
Nebraska	10	3	0	0	—	13

NU - Claridge 68 run (Theisen kick), 13:47, 1st
NU - Theisen 31 FG, 5:26, 1st
NU - Theisen 36 FG, 13:05, 2nd
AU - Sidle 13 run (Woodall kick), 3:32, 3rd

	AU	NU
First Downs	17	11
Rushing Yards	126	204
Passing Yards	157	30
Passing (C-A-I)	14-27-1	4-9-0
Total Offense	283	234
Punts-Avg.	6-35.2	7-38.3
Fumbles/Lost	3/1	2/1
Penalty Yards	39	65

Attendance: 72,647

Auburn Bowl History

2003 Auburn Football

1965 Liberty Bowl



Auburn 7
Ole Miss 13

December 18, 1965
Liberty Bowl Memorial Stadium
Memphis, Tennessee

It was the Seventh Annual Liberty Bowl, but the first to be played in the present site of Memphis, Tenn., that saw the Ole

Miss Rebels hold off a gallant Auburn comeback to win 13-7.

Ole Miss got the scoring started when Johnny Keyes connected on a 42-yard field goal in the first period. Auburn marched right back and scored when fullback Tom Bryan broke off left tackle and raced 44 yards for the touchdown. The score at halftime was Auburn 7, Ole Miss 3.

The Rebels took the opening kickoff and ran off nine consecutive rushing plays to march to the Tiger six-yard line. From there reserve quarterback Joe Graves went to the air and found wingback Doug Cunningham for a six-yard touchdown pass. The extra point gave Ole Miss a 10-7 lead. Keyes added another field goal to complete the scoring but not the action. Auburn marched deep into Rebel territory. But, with only seconds remaining, the Tigers' desperation fourth down pass fell incomplete, preserving the win for the Rebels.

Auburn's Bryan was selected as the game's Most Valuable Player and the Outstanding Back. He finished with 111 rushing yards on 19 carries. Tiger back Robert Fulghum was selected as the Outstanding Defensive Back. Coach "Shug" Jordan's team finished with a 5-5-1 record.

Auburn	0	7	0	0	—	7
Ole Miss	0	3	7	3	—	13

OM - Keyes 42 FG, 2nd
AU - Bryan 44 run (Lewis kick), 6:58, 2nd
OM - Cunningham 6 pass from Graves (Keyes kick), 3rd
OM - Keyes 30 FG, 11:55, 4th

	AU	OM
First Downs	15	12
Rushing Yards	156	189
Passing Yards	112	24
Passing (C-A-I)	11-24-1	4-12-0
Total Offense	268	213
Punts-Avg.	8-39.0	9-34.8
Fumbles/Lost	0/0	0/0
Penalty-Yards	4-29	5-25

RUSHING: (AU) Bryan 19-111 1 TD; (OM) Dennis 15-75, Heidel 16-72, Wade 13-43.

PASSING: (AU) Bowden 11-24-1-112; (OM) Graves 2-10-0-15 1 TD, Heidel 2-2-0-9.

RECEIVING: (AU) Hardy 4-46, Bryan 3-23; (OM) Matthews 2-9.

Attendance: 38,607

1968 Sun Bowl



Auburn 34
Arizona 10

December 28, 1968
Sun Bowl Stadium
El Paso, Texas

The Tigers broke open a 10-10 halftime deadlock and exploded to a 31st Annual Sun Bowl win in El Paso, Texas.

Auburn jumped to a 10-0 lead early in the game behind a 65-yard scoring pass from quarterback Loran Carter to halfback Mickey Zofko and a 52-yard field goal by John Riley. Arizona came back with a touchdown pass and field goal of their own to tie the score as the players headed for the locker room at the half.

Auburn reserve quarterback, Tommy Traylor, scampered nine yards to open the second half scoring for the Tigers on their first possession of the half. Two plays later, Buddy McClinton picked off an errant Wildcat pass, one of three interceptions for McClinton, and raced 32 yards for another Auburn score. Riley added another field goal and Carter flipped a 43-yard touchdown pass to Tim Christian to complete the Tiger scoring.

The game's oddest play occurred when Auburn punter Connie Frederick had a punt blocked by Arizona. The Wildcats almost recovered the loose ball for a touchdown but Frederick managed to get to the ball first and was able to punt the ball a second time.

Auburn's defense combined for a Sun Bowl record of eight interceptions.

McClinton was named the game's Most Valuable Player while teammate David Campbell was named Most Valuable Lineman from his defensive tackle position.

Arizona	0	10	0	0	—	10
Auburn	10	0	14	10	—	34

AU - Riley 52 FG, 2:19, 1st
AU - Zofko 65 pass from Carter (Riley kick), 0:17, 1st
UA - Hurley 37 FG, 7:51, 2nd
UA - Aranson 12 pass from Lee (Hurley kick), 0:54, 2nd
AU - Traylor 9 run (Riley kick), 3:15, 3rd
AU - McClinton 31 interception return (Riley kick), 2:51, 3rd
AU - Christian 42 pass from Carter (Riley kick), 14:19, 4th
AU - Riley 41 FG, 11:14, 4th

	UA	AU
First Downs	16	12
Rushing Yards	70	147
Passing Yards	164	156
Passing (C-A-I)	13-44-8	7-28-3
Total Offense	234	303
Punts-Avg.	11-34.3	7-26.4
Fumbles/Lost	2/1	3/2
Penalty-Yards	4-38	4-36

RUSHING: (UA) Fulmaono 18-48, Hustead 16-35, Gardin 1-22, Lee 2-(-15), Driscoll 8-(-20); (AU) Hurston 14-49, Currier 11-29, Zofko 9-26, Traylor 4-20, Carter 7-14, Ellis 3-8, Clark 4-1, Crawford 2-0.

PASSING: (UA) Lee 6-24-6-89 1 TD, Driscoll 7-20-2-75; (AU) Carter 7-28-3-156 2 TD.

RECEIVING: (UA) Gardin 5-74, Sherwood 2-40, Coddington 2-32, Fulmaono 2-4, Aranson 1-12 1 TD, Mitchell 1-2; (AU) Christian 3-62 1 TD, Zofko 1-65 1 TD, Currier 1-17, Ellis 1-7, Giffin 1-5.

Attendance: 32,302

Auburn Bowl History

2003 Auburn Football

1969 Astro-Bluebonnet Bowl



Auburn 7
Houston 36

December 31, 1969
Astrodome
Houston, Texas

Auburn played its first football game indoors losing to Houston 36-7 in the Astro-Bluebonnet Bowl.

Houston executed its veer offense to perfection and executed Auburn in the process. Behind the leadership of sophomore quarterback Gary Mullins, the Cougars piled up Astro-Bluebonnet records for rushing yards with 376 and total yards with 516.

Auburn's Terry Beasley, just a sophomore, fumbled the ball away at the Tiger 29-yard line on the opening kickoff. The Cougars covered those 29 yards in seven plays with Mullins sneaking over from the one-yard line.

Later, Houston capped an 80-yard drive with a Carlos Lopez 27-yard field goal to take a 10-0 lead early in the second quarter. A bowl record 57-yard punt by Auburn's Connie Frederick put Houston back at its own 16-yard line, but the Cougars stormed away with an 84-yard, five-play drive. Strong went 74 yards on the first play of the drive and scored the touchdown on fourth and goal from the one.

Auburn mounted its only scoring drive of the game, going 67 yards in five short plays in the second quarter. A 36-yard half-back pass from Mickey Zofko to Frederick finished the drive. The Tigers seemed to take the momentum into the locker room after blocking a Cougar 25-yard field goal attempt, late in the quarter.

But Houston took command early in the second half. After receiving the second half kickoff, the Cougars marched 73 yards

in eight rushing plays and scored when Ted Heiskell cracked over from the one yard line. The two-point conversion attempt failed and Houston led 22-7. Auburn drove to the Houston 28-yard line before a Rat Riley 45-yard field goal was blocked. Auburn never recovered.

Auburn	0	7	0	0	—	7
Houston	7	9	6	14	—	36

UH - Mullins 1 run (kick), 1st
UH - Lopez 27 FG, 2nd
UH - Strong 1 run (kick failed), 2nd
AU - Frederick 36 pass from Zofko (kick), 2nd
UH - Heiskell 16 run (pass failed), 3rd
UH - Strong 12 run (kick), 4th
UH - Mazsiek 20 pass from Clark (kick), 4th

	AU	UH
First Downs	14	25
Rushing Yards	1	376
Passing Yards	188	140
Passing (C-A-I)	13-37-2	10-19-2
Total Offense	189	516
Punts-Avg.	6-36.8	2-42.5
Penalty Yards	.26	63

RUSHING: (UH) Strong 34-184, Heiskell 10-70; (AU) Zofko 18-31, Clark 7-32.

PASSING: (UH) Mullins 9-17-2-120 1TD, Clark 1-2-0-20 0 TD; (AU) Sullivan 10-30-1-132 0 TD, Zofko 1-1-0-36 1 TD, Traylor 2-5-0-20, Eisenacker 0-1-1-0.

RECEIVING: (UH) Wright 4-62, Thomas 2-35, Odoms 2-19, Mozisek 1-20 1 TD, Achey 1-4; (AU) Beasley 6-76, Fredericks 3-59 1 TD, Clark 2-25, Schmalz 1-17, Ross 1-11

Attendance: 55, 203

1971 Gator Bowl



Ole Miss 28
Auburn 35

January 2, 1971
Gator Bowl
Jacksonville, Florida

This game was billed as the "Battle of the Quarterbacks," and it was that and more. Auburn had Pat Sullivan, heir apparent to the Heisman Trophy the next year, and Ole Miss had Archie Manning, one of the top QBs in SEC history.

Auburn started off quickly as it was the familiar combination of Sullivan to Terry Beasley for a 13-yard scoring strike with just over three minutes gone in the game. Auburn scored twice more before Ole Miss could retaliate. Sullivan connected with Alvin Bresler for an eight-yard touchdown pass. On the first play from scrimmage after the kickoff, Auburn recovered a Rebel fumble and went up 21 points as Sullivan executed the quarterback draw for 37 yards and a touchdown.

Manning led a Rebel comeback by directing his team to a 79-yard, 10-play drive capping it off with a one-yard run. Manning later connected with Floyd Franks on a 34-yard touchdown pass to cut Auburn's lead to 21-14 at the half.

A 42-yard, Sullivan-to-Beasley pass set up Auburn's first score in the second half, as Mickey Zofko hit off right tackle for a six yard touchdown run early in the third quarter. Manning led his team back again with a 42-yard run to put the Rebels at the Auburn 23-yard line.

Auburn's final score came on a Larry Willingham 55-yard punt return with only nine seconds remaining in the third quarter, to take the Tigers to a 35-21 advantage.

Manning was again the key to the Rebels final score as he scrambled for a 37-yard gain to the Auburn 34. From there Chumbler went over from the one to cut the Tigers' lead to seven.

Ole Miss	0	14	7	7	—	28
Auburn	14	7	14	0	—	35

AU - Beasley 13 pass from Sullivan (Jett kick), 11:37, 1st
AU - Bresler 8 pass from Sullivan (Jett kick), 1:06, 1st
AU - Sullivan 37 run (Jett kick), 14:07, 2nd
OM - Manning 1 run (Poole kick), 10:07, 2nd
OM - Franks 34 pass from Manning (Poole kick), 3:47, 2nd
AU - Zofko 6 run (Jett kick), 9:24, 3rd
OM - Poole 23 pass from Chumbler (Poole kick), 4:49, 3rd
AU - Willingham 55 punt return (Jett kick), 0:09, 3rd
OM - Chumbler 1 run (Poole kick), 7:06, 4th

	OM	AU
First Downs	21	23
Rushing Yards	209	208
Passing Yards	256	351
Passing (C-A-I)	23-39-1	27-44-1
Total Offense	465	559
Punts-Avg.	6-47.3	4-40.5
Fumbles/Lost	3/2	5/3
Penalty-Yards	2-13	6-63

RUSHING: (OM) Manning 11-95 1 TD; (AU) Clark 14-108, Sullivan 10-35.

PASSING: (OM) Manning 19-28-1-180 1 TD, Chumbler 4-11-0-76 1 TD; (AU) Sullivan 27-43-1-351 2 TD.

RECEIVING: (OM) Poole 9-111 1 TD, Franks 7-78 1 TD; (AU) Beasley 8-143 1 TD.

Attendance: 71,136

Auburn Bowl History

2003 Auburn Football

1972 Sugar Bowl



Auburn 22
Oklahoma 40

January 1, 1972
Tulane Stadium
New Orleans, Louisiana

The game was not as close as the score indicated and the score was bad enough. Auburn's long-dreamed-of, much-hoped-for trip to

the Sugar Bowl turned into a nightmare as the Oklahoma Sooners, capitalizing on three first half turnovers, executed their wishbone offense to perfection in building up a 31-0 halftime lead before cruising back to Norman with a 40-22 win.

The Sooners took the opening kickoff 77 yards in 13 plays and ran off over six minutes on the clock as they scored their first touchdown of the day on a Leon Crosswhite four-yard run, giving Oklahoma a quick 6-0 lead. The option was working to perfection five minutes later as quarterback Jack Mildren kept the ball for a five-yard touchdown run. A 71-yard punt return for a touchdown by Joe Wylie following Auburn's next possession opened the flood gates. Mildren scored twice more before the half on runs of four and seven yards to complete the first half whitewash and head into the locker room with a 31-0 lead.

After a 53-yard field goal by the Sooners, Auburn finally got on the scoreboard when Harry Unger dove over right guard from

the one yard line. Oklahoma again scored on the option, this time Greg Pruitt sweeping around the left side from two yards out to make the score 40-7.

Two Oklahoma fumbles set up the Tigers' last two scores as Sullivan connected with Sandy Cannon for an 11 yard touchdown pass and Unger again dove over from the one yard line. Final score, Oklahoma 40 - Auburn 22.

Oklahoma	19	12	3	6	—	40
Auburn	0	0	7	15	—	22

OU - Crosswhite 4 run (kick failed), 4:01, 1st
OU - Mildren 5 run (Carroll kick), 3:05, 1st
OU - Wylie 71 punt return (pass failed), 1:55, 1st

OU - Mildren 4 run (run failed), 3:28, 2nd
OU - Mildren 7 run (pass failed), 0:47, 2nd
OU - Carroll 53 FG, 8:57, 3rd
AU - Unger 1 run (Jett kick), 7:54, 3rd
OU - Pruitt 2 run (kick failed), 9:25, 4th
AU - Cannon 11 pass from Sullivan (Jett kick), 3:44, 4th
AU - Unger 1 run (Beck run), 2:45, 4th

	OU	AU
First Downs	28	15
Rushing Yards	439	40
Passing Yards	11	250
Passing (C-A-I)	1-4-0	20-45-2
Total Offense	450	290
Punts-Avg.	5-35.4	5-45.2
Fumbles/Lost	5/2	4/1
Penalty-Yards	3-12	0-0

RUSHING: (OU) Mildren 30-149 3 TD, Pruitt 18-95 1 TD, Crosswhite 17-79, 1 TD, Bell 5-37, Welch 6-27, Wylie 5-25, Marshall 2-18, Stokely 2-18, Harrison 2-(8); (AU) Unger 6-38 2 TD, Lowry 5-12, Henley 5-8, Sullivan 3-(18).

PASSING: (OU) Mildren 1-4-0-11; (AU) Sullivan 20-44-1-250 1 TD, Beasley 0-1-0-0.

RECEIVING: (OU) Chandler 1-11; (AU) Beasley 6-117, Unger 5-36, Schmalz 3-52, Henley 3-28, Cannon 1-11 1 TD, Lowry 1-6, Robinette 1-0.

Attendance: 84,031

1972 Gator Bowl



Auburn 24
Colorado 3

December 30, 1972
Gator Bowl
Jacksonville, Florida

No one gave Auburn much of a chance in this the 28th Annual Gator Bowl Classic. The Colorado Buffaloes were bigger, stronger and said to be quicker and meaner.

Auburn lost its starting quarterback Randy Walls, to a knee injury at the start of the bowl practice and had to bring on virtually unknown and untested Wade Whatley to lead the offense. Those experts who didn't think Auburn had a chance just didn't know these Tigers. The Tigers were predicted to finish with a 2-9 record against the nation's toughest schedule. Instead they finished with a 10-1 record and earned the nickname "The Amazin's" because they never seemed to know the odds and they never admitted defeat. The Tigers defeated No. 2 ranked and unbeaten Alabama 17-16 after blocking two consecutive punts for touchdowns in the final minutes of the game. Coach "Shug" Jordan called "The Amazin's" his favorite team.

Gardner Jett opened the Tiger scoring in the Gator Bowl with a 27-yard field goal early in the second quarter of action. A Colorado fumble on the ensuing possession gave the ball to the Tigers on the Buffalo 16-yard line. Five plays later, Whatley slid over from the one for Auburn's first touchdown.

Auburn's second touchdown of the game came with just over six minutes to play in third quarter when the Tigers executed the

hailback pass to perfection. Mike Fuller received the pitch from Whatley and connected with Rob Spivey for a 22-yard score capping a six-play, 56-yard drive. Colorado scored its only points of the game on a 33-yard Fred Lima field goal with 7:30 left to play in the game which ended an 80-yard 14-play drive.

The Tigers retaliated with a fake field goal that resulted in Auburn's final score. Holder Dave Beck took the snap, straightened up and threw to Dan Nugent for a 16-yard touchdown with one minute left to play to make the final score.

Colorado	0	0	0	3	—	3
Auburn	0	10	7	7	—	24

AU - Jett 52 FG, 14:16, 2nd
AU - Whatley 1 run (Jett kick), 12:00, 2nd
AU - Spivey 22 pass from Fuller (Jett kick), 3:32, 3rd
CU - Lima 33 FG, 7:31, 4th
AU - Nugent 16 pass from Beck (Jett kick), 1:10, 4th

	CU	AU
First Downs	14	13
Rushing Yards	63	153
Passing Yards	204	80
Passing (C-A-I)	20-33-2	5-9-0
Total Offense	267	233
Punts-Avg.	5-39.8	7-40.7
Fumbles/Lost	3/2	3/1
Penalty-Yards	5-47	4-30
Time of Possession	25:05	34:55

RUSHING: (CU) Matthews 8-34, Davis 14-12, Johnson 6-10, Campbell 1-7; (AU) R.Fuller 12-72, Linderman 15-37, Henley 18-24, Whatley 13-20 1 TD.

PASSING: (CU) Johnson 17-29-2-169, Duenas 3-4-0-35; (AU) Whatley 3-6-0-42, M.Fuller 1-1-0-22 1 TD, Beck 1-1-0-16 1 TD.

RECEIVING: (CU) Davis 7-10, Cain 4-45, Keyworth 3-55, Elwood 3-49, Collier 2-43, Campbell 1-2; (AU) Spivey 1-22 1 TD, Cannon 1-17, Nugent 1-16 1 TD, Henley 1-13, Gates 1-12.

Attendance: 71,114

Auburn Bowl History

2003 Auburn Football

1973 Sun Bowl



Auburn 17
Missouri 34

December 29, 1973
Sun Bowl
El Paso, Texas

Missouri's defense kept Auburn's offense off balance from the opening kickoff and stormed away with a 34-17 win in the 39th Annual Sun Bowl.

Auburn was able to score first following a Missouri fumble which Auburn's Rusty Deen recovered at the Missouri 49. Auburn's seven play drive could only muster 30 yards and the Tigers settled for a 35-yard Roger Pruett field goal.

After an exchange of punts, Missouri recovered an Auburn fumble at the AU 35-yard line. One play later, Missouri had the lead as quarterback Chuck Link passed to John Kelsey for the TD.

Missouri scored again one minute later following another Auburn fumble. Ray Bybee scored on a two-yard run capping a three-play, 24-yard drive.

Missouri continued to move the ball, scoring on a 10 play 48-yard drive, with Ray Smith connecting with Kelsey from two yards for his second touchdown, and a 21-3 Missouri lead.

Auburn	0	10	7	0	—	17
Missouri	0	28	6	0	—	34

- AU - Pruett 35 FG, 13:39, 2nd
- MU - Kelsey 35 pass from Link (Hill kick), 10:14, 2nd
- MU - Bybee 2 run (Hill kick), 9:16, 2nd
- MU - Kelsey 2 pass from Smith (Hill kick), 3:08, 2nd
- AU - Gossom 17 pass from Gargis (Pruett kick), 0:08, 2nd
- MU - Moseley 84 kickoff return (Hill kick), 0:00, 2nd
- MU - Sharp 15 pass from Smith (kick failed), 4:11, 3rd
- AU - Gossom 32 pass from Gargis (Pruett kick), 0:34, 3rd

	AU	MU
First Downs	11	20
Rushing Yards	113	295
Passing Yards	120	95
Passing (C-A-I)	7-15-1	7-14-1
Total Offense	233	390
Punts-Avg.	6-45.7	6-37.0
Fumbles/Lost	.5/4	4/1
Penalty-Yards	1-5	2-29

RUSHING: (AU) McIntyre 10-46, Neel 7-26, Fuller 5-11, Linderman 3-9, Harbuck 2-9, Gargis 8-6, Ward 1-5, Whatley 5-1; (MU) Bybee 27-127 1 TD, Reamon 23-110, Moss 6-23, Smith 5-18, Muse 1-16, Kelsey 2-14, Mulkey 3-4, Cook 1-2.

PASSING: (AU) Gargis 7-15-1-120 2 TD; (MU) Smith 7-12-0-60 2 TD, Link 1-2-1-35 1 TD.

RECEIVING: (AU) Spivey 3-56, Gossom 2-39 2 TD, Arnold 1-10, McIntyre 1-5; (MU) Kelsey 2-37 2 TD, Sharp 2-26 1 TD, Reamon 2-22, Bybee 2-11.

Attendance: 30,127

1974 Gator Bowl



Texas 3
Auburn 27

December 30, 1974
Gator Bowl
Jacksonville, Florida

The Auburn Tigers made their sixth Gator Bowl appearance, and their third in five years, a success when they defeated the Darrell Royal-coached Texas Longhorns 27-3. Had not Auburn fumbled seven times, a bowl record, the score might have been even more embarrassing as the Tigers dominated from the opening kickoff.

The Tigers stopped the Longhorns on the Texas four-yard line following the opening kickoff and Texas never seemed to recover. Auburn got its first chance with the ball at its 40-yard line and promptly drove 60 yards for its first touchdown. The drive was capped when quarterback Phil Gargis connected with Ed Butler for a seven-yard score.

A Longhorn fumble gave the Tigers the ball at the Texas 27. Two Mitzi Jackson runs covered the distance to the endzone as Auburn went up 14-0 with only nine minutes gone in the game.

Texas started a drive on their own 23-yard line. The Longhorns moved the ball to the Auburn 18-yard line, behind the running of freshman running back, Earl Campbell, before the drive sputtered. The Longhorns settled for a Billy Scott 35-yard field goal with 1:00 left to play in the first quarter and Auburn led 14-3.

Texas	3	0	0	0	—	3
Auburn	14	2	0	11	—	27

	UT	AU
First Downs	14	19
Rushing Yards	203	256
Passing Yards	98	70
Passing (C-A-I)	10-21-3	7-13-2
Total Offense	301	326
Punts-Avg.	4-28.8	2-45.5
Fumbles/Lost	5/4	7/5
Penalty-Yards	5-37	6-70
Time of Possession	28:06	31:54

RUSHING: (UT) Campbell 23-91, Akins 11-40, Wyatt 5-33, Clayburn 5-21, Ingram 1-13, Walker 1-3, Pressley 3-2; (AU) McIntyre 19-89, Jackson 10-64 1 TD, Gargis 14-51, Neel 6-24, Burks 4-16, Henley 1-5, Gates 1-4, Harbuck 1-3, Ward 1-2, Vacarella 3-(-2).

PASSING: (UT) Akins 9-16-1-70, Pressley 1-5-2-28; (AU) Gargis 6-11-2-60 2 TD, Vacarella 1-1-0-10, Neel 0-1-0-0.

RECEIVING: (UT) Clayburn 3-16, Ingram 2-19, Padgett 2-15, Thompson 1-28, Samford 1-14, Wyatt 1-8; (AU) Nugent 2-22, Butler 2-21 2 TD, Neel 1-15, Henley 1-10, Gossom 1-2.

Attendance: 53,811

Auburn Bowl History

2003 Auburn Football

1982 Tangerine Bowl



Boston College 26
Auburn 33

December 18, 1982
Tangerine Bowl
Orlando, Florida

The Auburn Tigers, 8-3 on the year and yearning for national recognition, defeated Boston College 33-26 before a sellout crowd of 51,296 in the Tangerine

Bowl. The Tigers faced one of the nation's best passers in BC quarterback Doug Flutie, but in the end it was Auburn, not Boston College, who lived by the pass. Auburn QB Randy Campbell was named the game's Most Valuable Player, narrowly edging teammates Lionel James who gained 101 yards on 18 carries, and Mark Dorminey, who intercepted one of Flutie's passes and was the game's most valuable defensive player. The Tigers traveled by land as well as air. Ten Auburn backs carried the football, with James' 101 yards and Bo Jackson's two touchdowns leading the way. In all, Auburn gained 490 yards against BC; 313 rushing, 177 passing. Auburn led 23-10 at the half and stretched the lead to 33-10 before Boston College mounted a comeback against Auburn reserves.

The Eagles scored on the last play of the game for the 33-26 final.

BC	7	3	0	16	—	26
Auburn	3	20	10	0	—	33

BC - Flutie 5 run (Snow kick), 10:49, 1st
 AU - Del Greco 19 FG, 5:07, 1st
 AU - Jackson 1 run (Del Greco kick), 11:34, 2nd
 AU - Howell 2 run (Del Greco kick), 4:49, 2nd
 BC - Snow 34 FG, 3:41, 2nd
 AU - Jackson 6 run (pass failed), 0:46, 2nd
 AU - Del Greco 23 FG, 8:44, 3rd
 AU - Pratt 15 run (Del Greco kick), 1:10, 3rd
 BC - Nizolek 2 pass from Flutie (Flutie pass to Nizolek), 10:55, 4th
 BC - Brennan 16 pass from Flutie (Flutie run), 0:00, 4th

	BC	AU
First Downs	24	27
Rushing Yards	115	313
Passing Yards	299	177
Passing (C-A-I)	22-38-2	10-16-1
Total Offense	414	490
Punts-Avg.	3-34.3	2-32.0
Fumbles/Lost	3/3	4/1
Penalty-Yards	2-38	3-30
Time of Possession	24:47	35:13

RUSHING: (BC) Stradford 15-67, Krystoforski 3-19, Brennan 1-17, Flutie 14-12 1 TD, Bell 1-0; (AU) James 17-101, Jackson 14-64 2 TD, Pratt 9-59, Evans 2-30, C.Campbell 2-21, R.Campbell 9-17, O'Neal 7-17, Walker 1-3, Howell 1-2, Washington 2-(-1).

PASSING: (BC) Flutie 22-38-2-299 2 TD; (AU) R.Campbell 10-16-1-177.

RECEIVING: (BC) Brennan 7-149 1 TD, Phelan 4-69, Nizolek 3-12 1 TD, Schoen 2-19, Krystoforski 2-15, Stradford 2-13, Zdanek 1-23, Bliestek 1-(-1); (AU) Woods 3-67, Edwards 3-55, Beauford 1-34, West 1-14, Jackson 1-11, Walker 1-(-4).

Attendance: 51,296

1984 Sugar Bowl



Michigan 7
Auburn 9

January 2, 1984
Louisiana Superdome
New Orleans, Louisiana

Al Del Greco's 19-yard field goal with 23 seconds remaining in the game gave Auburn a hard fought 9-7 win over Michigan and its first Sugar Bowl Championship.

It was Del Greco's third field goal of the night as the Coral Gables, Fla., senior accounted for all of Auburn's scoring. In addition to the game winner, Del Greco had kicks of 31 and 32 yards.

Auburn's Bo Jackson was the game's leading rusher, gaining 130 yards on 22 carries. Jackson, closing out a brilliant sophomore season which saw him become a consensus All-American, was named winner of the Miller-Digby Trophy as the game's outstanding player.

Auburn's winning drive covered 60 yards in 16 plays. The Tigers took possession on their own 39 with 7:44 left in the game. The ball was on the Michigan one when Auburn elected to kick the field goal rather than go for a touchdown on fourth and one.

Coach Pat Dye's Tigers finished with an 11-1 record, the SEC Championship, and a third place national ranking in the AP, UPI and USA Today polls. The New York Times computer poll ranked the Tigers No. 1 based on results and schedule difficulty. Auburn's 1984 opponents averaged winning 70 percent of their games, not counting the games with Auburn.

Michigan	7	0	0	0	—	7
Auburn	0	0	3	6	—	9

UM - S.Smith 4 run (Bergemo kick), 7:30, 1st
 AU - Del Greco 31 FG, 6:17, 3rd
 AU - Del Greco 32 FG, 8:51, 4th
 AU - Del Greco 19 FG, 0:23, 4th

	UM	AU
First Downs	12	21
Rushing Yards	118	301
Passing Yards	125	21
Passing (C-A-I)	9-25-1	2-6-1
Total Offense	243	322
Punts-Avg.	8-38.3	4-42.0
Fumbles/Lost	2/1	4/3
Penalty-Yards	6-49	3-15
Time of Possession	22:28	37:32

RUSHING: (UM) Rogers 17-86, S.Smith 9-14 1 TD, Garrett 5-18; (AU) Jackson 22-130, Agee 16-93, James 18-83, Collins 2-1, Campbell 9-(-6).

PASSING: (UM) S.Smith 9-25-1-125; (AU) Campbell 2-6-1-21.

RECEIVING: (UM) Markray 3-68, Bean 3-32, Nelson 3-20; (AU) James 1-15, Jackson 1-6.

Attendance: 77,893

Auburn Bowl History

2003 Auburn Football

1984 Liberty Bowl



Auburn 21
Arkansas 15

December 27, 1984
Liberty Bowl Memorial Stadium
Memphis, Tennessee

Halfback Bo Jackson closed out his injury-shortened junior season with a Liberty Bowl MVP performance against the Razorbacks of Arkansas. Jackson gained 88 yards

on 18 carries and scored two touchdowns, with his final score the difference in the game.

Arkansas scored first with 7:27 in the first quarter on a 31-yard field goal by Greg Horne. But with 3:00 left in the first period, Jackson capped off an 80-yard drive as he scored on a 2-yard run. Robert McGinty's PAT attempt was no good.

Auburn scored again before the first quarter was over when freshman cornerback Kevin Porter stepped in front of Arkansas quarterback Brad Taylor's intended receiver and raced 35 yards for a touchdown. Quarterback Pat Washington ran in for the two-point conversion. Porter's interception was the first of four interceptions the Auburn defense recorded in the game.

Arkansas made the score 14-9 with 11:56 remaining in the game when fullback Marshall Foreman scored from two yards out, three plays after Arkansas had recovered an Auburn fumble on the Tiger 6-yard line. The Hogs' two-point attempt failed.

Then, with 5:38 remaining to be played, Jackson took a pitch around left end and took it 39 yards for the touchdown to make the score 21-9.

Arkansas scored with 3:10 remaining in the game on a 25-yard pass from Taylor to receiver James Shibest, but Auburn defensive end Kevin Greene blocked the extra point attempt.

The Auburn defense held strong on the final Razorback offensive series and the Tigers held on to win 21-15. The victory marked the third consecutive bowl victory for the Tigers and gave Auburn the best three-year record in the Southeastern Conference with 29 total victories.

Auburn	14	0	0	7	—	21
Arkansas	3	0	0	12	—	15

UA - Horne 31 FG, 7:27, 1st
AU - Jackson 2 run (kick failed), 3:00, 1st
AU - Porter 35 Interception return (Washington run), 1:17, 1st
UA - Foreman 2 run (pass failed), 11:56, 4th
AU - Jackson 39 run (Knapp kick), 5:38, 4th
UA - Shibest 25 pass from Taylor (kick blocked), 3:10, 4th

	AU	UA
First Downs	13	20
Rushing Yards	168	130
Passing Yards	84	226
Passing (C-A-I)	5-15-0	19-40-4
Total Offense	252	356
Punts-Avg.	9-37.9	4-38.3
Fumbles/Lost	1/1	0/0
Penalty-Yards	8-56	8-60
Time of Possession	29:42	30:18

RUSHING: (AU) Jackson 18-88 2 TD, Agee 4-29, Campbell 2-21, Ware 6-14, Jessie 3-9, Fullwood 11-4, Washington 3-4, Burger 1-1, Mann 1(-2); (UA) Foreman 15-62 1 TD, Thomas 9-56, Forte 1-11, Edmonds 3-8, Tatum 1-3, Nutt 1-1, Taylor 7(-11).

PASSING: (AU) Washington 5-12-0-84, Burger 0-2-0-0, Mann 0-1-0-0; (UA) Taylor 18-34-2-201 1 TD, Nutt 1-6-2-25.

RECEIVING: (AU) Jackson 1-25, Beauford 1-24, Gainous 1-17, Weygand 1-10, Collins 1-8; (UA) Edmonds 10-68, Shibest 5-84 1 TD, Young 1-32, White 1-24, Lueders 1-15, Miller 1-3.

Attendance: 50,180

1986 Cotton Bowl



Auburn 16
Texas A&M 36

January 1, 1986
Cotton Bowl
Dallas, Texas

Auburn took its 8-3 regular season record to Dallas, Texas, to face SWC Champion Texas A&M in the 50th annual Cotton Bowl Classic.

The bowl marked the fourth-consecutive bowl game for the Tigers and the fulfillment of a commitment by the players to play in a New Year's Day contest.

Heisman Trophy winner Bo Jackson's five-yard touchdown burst early in the first quarter gave the Tigers an early 7-0 lead, but two score by the Aggies gave A&M the lead, 12-7, at the end of the first period.

With 8:28 remaining in the first half, Jackson took a pass from QB Pat Washington and raced 73 yards for a touchdown to again give Auburn the lead 13-12. But a 26-yard field goal by Aggie PK Scott Slater with 50 seconds remaining in the half would give Texas A&M the lead for good.

Auburn managed only a field goal in the second half, a 26-yarder by freshman Chris Johnson, while Texas A&M romped to a 36-16 victory.

Twice in the fourth quarter, Auburn failed to convert fourth down situations, one halting a drive at the Aggie two-yard line.

QB Pat Washington was two of seven for 82 yards and was replaced due to injury in the second quarter by Jeff Burger, who was five for 10 for 72 yards. Bo Jackson capped off his Heisman season by rushing for 129 yards on 31 carries and one touchdown and catching two passes for 73 yards and a touchdown. He was the offensive Player-of-the-Game.

Auburn	7	6	3	0	—	16
Texas A&M	12	3	6	15	—	36

AU - Jackson 5 run (C.Johnson kick), 13:52, 1st
A&M - H.Johnson 11 run (kick failed), 8:12, 1st
A&M - Woodside 22 run (pass failed), 3:00, 1st
AU - Jackson 73 pass from Washington (run failed), 8:28, 2nd
A&M - Slater 26 FG, 0:50, 2nd
A&M - Tony 21 run (pass failed), 12:13, 3rd
AU - C.Johnson 26 FG, 7:19, 3rd
A&M - Woodside 9 pass from Murray (Bernstine run), 2:22, 4th
A&M - Toney 1 run (Slater kick), 0:03, 4th

	AU	A&M
First Downs	16	21
Rushing Yards	198	186
Passing Yards	154	292
Passing (C-A-I)	7-17-2	16-26-1
Total Offense	352	478
Punts-Avg.	5-43.8	5-45.0
Fumbles/Lost	2/1	1/1
Penalty-Yards	1-5	5-45
Time of Possession	30:46	29:14

RUSHING: (AU) Jackson 31-129 1 TD, Agee 5-36, Ware 8-31, Fullwood 5-25, Washington 5(-23); (A&M) Toney 17-72 1 TD, Vick 15-67, Woodside 3-32, 1 TD, H.Johnson 5-22 1 TD, Nelson 1-2, Murray 4(-9).

PASSING: (AU) Washington 2-7-0-82 1 TD, Burger 5-10-2-72; (A&M) Murray 16-26-1-292 1 TD.

RECEIVING: (AU) Jackson 2-73 1 TD, Parks 2-32, Weygand 1-31, Agee 1-9, Tillman 1-9; (A&M) Bernstine 6-108, Woodside 3-88 1 TD, Walker 3-40, Thompson 1-19, Nelson 1-14, Harris 1-13, Webb 1-10.

Attendance: 73,137

Auburn Bowl History

2003 Auburn Football

1987 Citrus Bowl



Auburn 16
Southern Cal 7

January 1, 1987
Florida Citrus Bowl
Orlando, Florida

Auburn's January 1 date with Southern California in Orlando's Citrus Bowl marked the fifth consecutive bowl game for the Tigers, the third New Year's Day Bowl.

The Tigers' 9-2 regular season had left them one victory shy of becoming only the fifth team in Auburn history to win 10 games in a single season. Auburn's all-time football record stood at 499 victories. A 16-7 triumph over USC, the nation's winningest bowl team, gave the Tigers their 10-2 record and the 500th all-time Auburn win.

USC was the first on the scoreboard when linebacker Marcus Cotton intercepted a Jeff Burger pass and returned it 24 yards for a Trojan touchdown. But that would be the only points USC would score the rest of the day.

In the second period, the Tigers culminated an 80-yard drive with Burger hitting tight end Walter Reeves with a three-yard touchdown pass. With 1:30 remaining in the first half, All-America tailback Brent Fullwood ran in from four yards out for a score. PK Chris Knapp kicked his second PAT of the quarter to give Auburn a 14-7 lead.

With 4:48 left, OLB Aundray Bruce hit USC QB Rodney Peete in the backfield, causing a fumble which was recovered by a teammate, Nate Hill on the Auburn 48-yard line.

The Auburn defense held strong throughout the second half. In the fourth quarter, Auburn DT Tracy Rocker dropped Peete for a 13-yard sack and a safety, making the score 16-7.

Bruce, who recorded three QB sacks and caused a fumble which set up an Auburn scoring drive, was voted the overall Citrus Bowl MVP.

Auburn finished the season ranked sixth in the nation in the final AP poll and eighth in the UPI rankings.

Southern Cal	7	0	0	0	—	7
Auburn	0	14	0	2	—	16

USC - Cotton 24 pass interception (Shafer kick) 10:17, 1st
AU - Reeves 3 pass from Burger (Knapp kick) 8:04, 2nd
AU - Fullwood 4 run (Knapp kick), 1:30, 2nd
AU - Safety, Peete tackled by Rocker in end-zone, 8:35, 4th

	USC	AU
First Downs	10	19
Rushing Yards	44	200
Passing Yards	113	90
Passing (C-A-I)	12-31-4	8-18-2
Total Offense	157	290
Punts-Avg.	4-41.5	8-37.9
Fumbles/Lost	1/1	2/2
Penalty-Yards	6-40	9-84
Time of Possession	23:00	37:00

RUSHING: (USC) Holt 9-34, Knight 8-9, Emanuel 3-4, Peete 10(-3); (AU) Fullwood 28-152 1 TD, Harris 12-31, Jessie 10-23, Bolton 1-9, Agee 2-7, Joseph 3-6, Ware 2-3, Burger 4(-31).

PASSING: (USC) Peete 12-30-4-113, Tanner 0-1-0-0; (AU) Burger 8-18-2-90 1 TD.

RECEIVING: (USC) Affholter 6-66, White 1-17, Green 1-8, Jackson 1-8, McKee 1-8, Tanner 1-4, Knight 1-2; (AU) Reeves 3-23 1 TD, Gainous 2-40, Fullwood 2-15, Harris 1-12.

Attendance: 51,113

1988 Sugar Bowl



Syracuse 16
Auburn 16

January 1, 1988
Louisiana Superdome
New Orleans, Louisiana

A 9-1-1 regular-season record and the 1987 Southeastern Conference championship earned the Tigers a trip to New Orleans and a January 1 date with unbeaten

Syracuse in the USF&G Sugar Bowl.

Sophomore place-kicker Win Lyle's 30-yard field goal with one second remaining in the game gave the Sugar Bowl the first tie in its 54-year history, a 16-16 deadlock.

The game that matched the best of the South against the best of the East — the sixth-ranked Tigers and the fourth-ranked Orangemen. Auburn's first touchdown was set up on a 58-yard flanker reverse pass from wide receiver Duke Donaldson to wide receiver Lawyer Tillman. With 5:45 remaining in the first quarter, quarterback Jeff Burger hit Tillman for a 17-yard score.

The Tigers held a 10-7 lead at halftime, but the Orangemen tied it at 10-10 by the end of the third quarter. Syracuse place-kicker Tim Vesling booted field goals of 32 and 38 yards in the fourth quarter while Auburn's Lyle was good on tries of 41 and 30 yards, the final kick tying the game for good.

Tillman, the game's leading receiver with six catches for 125 yards, was named the game's offensive MVP by ABC-TV.

The trip to New Orleans was Auburn's fourth New Year's Day bowl game in five years.

Syracuse	0	7	3	6	—	16
Auburn	7	3	0	6	—	16

AU - Tillman 17 pass from Burger (Lyle kick), 5:47, 1st
SU - Glover 12 pass from McPherson (Vesling kick), 14:54, 2nd
AU - Lyle 40 FG, 0:47, 2nd
SU - Vesling 27 FG, 5:34, 3rd
AU - Lyle 41 FG, 13:27, 4th
SU - Vesling 32 FG, 8:53, 4th
SU - Vesling 38 FG, 2:04, 4th
AU - Lyle 30 FG, 0:01, 4th

	SU	AU
First Downs	23	14
Rushing Yards	174	41
Passing Yards	140	229
Passing (C-A-I)	11-21-0	25-34-1
Total Offense	314	270
Punts-Avg.	5-35.6	6-44.8
Fumbles/Lost	2/0	1/0
Penalty-Yards	2-20	5-43
Time of Possession	37:35	22:25

RUSHING: (SU) Drummon 17-82, Johnston 14-50, McPherson 20-31, Owens 4-11; (AU) Danley 13-42, Ware 4-3, Weygand 1(-2), Burger 4(-2).

PASSING: (SU) McPherson 11-21-0-140 1 TD; (AU) Burger 24-33-1-171 1 TD, Donaldson 1-1-0-58.

RECEIVING: (SU) Glover 6-91 1 TD, Kane 2-30, Kelly 1-8, Johnston 1-6, Drummond 1-5; (AU) Danley 7-34, Tillman 6-125 1 TD, Donaldson 4-14, Reeves 3-20, Weygand 2-15, Ware 2-0, Bolton 1-15.

Attendance: 75,495

Auburn Bowl History

2003 Auburn Football

1989 Sugar Bowl



Florida State 13
Auburn 7

January 2, 1989
Louisiana Superdome
New Orleans, Louisiana

Auburn lost to Florida State 13-7 in one of the most exciting Sugar Bowls ever played. The Tigers spotted FSU a 13-0 lead early in the second quarter, then came roaring

back and almost overtook the Seminoles in the final seconds of the game.

Seminole tailback Sammie Smith became the first back in more than two years to gain 100 yards rushing against Auburn. Then the Tigers began their run. Auburn scored on a 20-yard pass from Reggie Slack to All-America tight end Walter Reeves to cut the FSU lead to six points. The Tigers had another first half threat when linebacker Smokey Hodge intercepted an FSU pass and returned it to the FSU 25, but a fumble at the 12 cost Auburn a scoring opportunity. Time and time again in the second half, the Auburn defense stopped Florida State scoring threats, and with three minutes left, the Tigers began their move to glory from their own four-yard line. Auburn converted three fourth down plays as it moved down field, but with five seconds left, an intercepted pass ended Auburn's hopes of victory and gave Auburn a 1-1-1 record in three Sugar Bowl appearances under Coach Pat Dye.

Florida St. 10 3 0 0 — 13
Auburn 0 7 0 0 — 7

FSU - D.Williams 2 run (Andrews kick), 9:48, 1st
FSU - Mason 35 FG, 5:57, 1st
FSU - Mason 31 FG, 11:00, 2nd
AU - Reeves 20 pass from Slack (Lyle Kick), 4:09, 2nd

	FSU	AU
First Downs	21	18
Rushing Yards	148	108
Passing Yards	157	162
Passing (C-A-I)	14-27-1	19-33-3
Total Offense	305	270
Punts-Avg.	4-35.0	4-35.8
Fumbles/Lost	2/1	3/2
Penalty-Yards	6-45	5-65
Time of Possession	:33:35	26:25

RUSHING: (FSU) Smith 24-115, Carter 7-25, Williams 7-16 1 TD, Butts 1-6, Floyd 1-5, Dawsey 1-0, S.Ferguson 6-(-19); **(AU)** Danley 19-68, Joseph 8-47, Harris 4-6, Weygand 1-(-4), Slack 4-(-9).

PASSING: (FSU) S.Ferguson 14-26-1-157, Johnson 0-1-0-0; **(AU)** Slack 19-33-3-162 1 TD.

RECEIVING: (FSU) Anthony 3-47, Carter 3-25, O'Malley 2-31, Williams 2-20, Dawsey 2-10, Johnson 1-16, Butts 1-8; **(AU)** Taylor 5-35, Danley 5-2, Tillman 4-48, Weygand 3-40, Reeves 2-37 1TD.

Attendance: 61,934

1990 Hall of Fame



Ohio State 14
Auburn 31

January 1, 1990
Tampa Stadium
Tampa, Florida

Reggie Slack led the No. 9-ranked Tigers to victory on New Year's Day as they defeated the Ohio State Buckeyes. Auburn started off slow with Slack throwing two interceptions in the first minutes of play. But when Stacy Danley got the wind knocked out of him, the Tigers began playing a different game.

With the Buckeyes leading 14-3 in the second quarter, Shane Wasden returned a punt 34 yards to Ohio State's 33. As the clock was ticking down, Slack threw 11 yards to Greg Taylor for a touchdown.

In their first three possessions in the second half, the Tigers scored three times and led OSU 31-14. The big drive came in the second possession of third quarter with Auburn winning 17-14. The Tigers went 80 yards in 16 plays. On third and 11 at the OSU 41, Slack threw to Wasden for nine yards. He then threw to Alexander Wright on fourth and 2. Finally, three plays later, Slack raced up the middle seven yards for a touchdown with 8:33 to go in the game.

Auburn clinched the win with a 32-yard drive at the end of the game. When Ohio State failed at a fake punt attempt, Auburn used it to its advantage. Slack threw to Casey for a two-yard touchdown, putting the Tigers out of reach.

Reggie Slack was MVP of the game. He completed 16 of 22 passes for 141 yards, three touchdowns and rushed for a touchdown. Auburn ended the season with a 10-2 record.

Ohio State 7 7 0 0 — 14
Auburn 3 7 7 14 — 31

OSU - Snow 1 run (O'Morrow kick), 6:50, 1st
AU - Lyle 19 FG, 2:14, 1st
OSU - B. Stableim 9 pass from Frey (O'Morrow kick), 13:36, 2nd
AU - Taylor 11 pass from Slack (Lyle Kick), 0:11, 2nd
AU - Taylor 4 pass from Slack (Lyle Kick), 9:50, 3rd
AU - Slack 5 run (Lyle Kick), 9:22, 4th
AU - Casey 2 pass from Slack (Lyle Kick), 7:20, 4th

	OSU	AU
First Downs	18	21
Rushing Yards	66	171
Passing Yards	232	141
Passing (C-A-I)	16-31-1	16-23-2
Total Offense	298	312
Punts-Avg.	7-41.1	5-40.8
Fumbles/Lost	1/0	1/0
Penalty-Yards	5-33	2-15
Time of Possession	:28:13	31:47

RUSHING: (OSU) S.Graham 12-53, Snow 13-42 1 TD, Lee 2-0, Dumas 1-(-1), Frey 8-(-28); **(AU)** Danley 20-85, Williams 10-46, Joseph 7-43, Strong 2-7, A.Wright 1-4, Slack 5-(-14) 1 TD.

PASSING: (OSU) Frey 16-31-1-232 1 TD; **(AU)** Slack 16-22-2-141 3 TD, McIntosh 0-1-0-0.

RECEIVING: (OSU) J.Graham 5-103, Olive 4-55, Snow 3-30, Palmer 1-25, B.Stableim 1-9 1 TD, Lee 1-5, S.Graham 1-5; **(AU)** A.Wright 4-59, Taylor 4-33, 2 TD, Joseph 3-20, Casey 2-15, 1 TD, Wasden 1-9, Danley 1-8, Cherry 1-(-3).

Attendance: 61,934

Auburn Bowl History

2003 Auburn Football

1990 Peach Bowl



Indiana 23
Auburn 27

December 29, 1990
Atlanta-Fulton County Stadium
Atlanta, Georgia

Quarterback Stan White put the lid on a late Auburn come-from-behind win when he scampered one yard on a fourth-down bootleg to lift Auburn to a 27-23 win over

Indiana in the 1990 Peach Bowl.

White's game-winning touchdown was his second of the day as the Tigers finished the 1990 season 8-3-1. For his efforts the freshman was named the Offensive MVP of the game. Auburn linebacker Darrel Crawford was named the Defensive MVP as the Tigers limited Indiana to just 220 yards total offense.

Auburn opened the scoring with White's first touchdown of the day, a six-yard run with 3:37 to play in the first quarter. Indiana tied the game at 7-7 on the final play of the first period when Trent Green scored from three yards out.

Auburn scored on an 11-yard White to Alex Smith pass and tacked on a 26-yard Jim Von Wyl field goal to take a 17-10 lead into the half.

Following a scoreless third period, the Hoosiers took a 23-17 lead into the game's final minutes on the strength of two more touchdown runs by Green. Green's third touchdown of the day came with just 2:27 to play.

White and receiver Herbert Casey converted on a pair of critical third down situations on Auburn's final drive of the game to set up White's game winner in the last bowl game Auburn would play with Pat Dye as head coach.

Indiana	7	3	0	13	—	23
Auburn	7	10	0	10	—	27

AU - White 5 run (Von Wyl kick), 11:23, 1st
IU - Green 3 run (Bonnell kick), 0:00, 1st
AU - Smith 11 pass from White (Von Wyl kick), 12:09, 2nd
IU - Bonnell 42 FG, 5:57, 2nd
AU - Von Wyl 26 FG, 1:23, 2nd
AU - Von Wyl 43 FG, 11:34, 4th
IU - Green 2 run (run failed), 6:32, 4th
IU - Green 6 run (Bonnell kick), 2:27, 4th
AU - White 1 run (Von Wyl kick), 0:39, 4th

	IU	AU
First Downs	15	24
Rushing Yards	121	89
Passing Yards	99	351
Passing (C-A-I)	10-19-0	31-48-0
Total Offense	220	440
Punts-Avg.	5-41.4	3-23.0
Fumbles/Lost	1/1	2/2
Penalty-Yards	6-55	12-75
Time of Possession	31:51	28:09

RUSHING: (IU) Dunbar 21-81, Thompson 5-17, Miller 3-16, Green 14-7 3 TD; (AU) Williams 12-52, Smith 5-24, Joseph 5-20, Richardson 3-4, White 5-(-2) 2 TD.

PASSING: (IU) Green 10-19-0-99; (AU) White 31-48-0-351 1 TD.

RECEIVING: (IU) Thomas 3-43, Turner 3-26, Coleman 2-26, Dunbar 2-4; (AU) Hall 9-74, Casey 7-159, Baxter 4-22, Wasden 3-21, Hines 2-25, Joseph 2-16, Williams 2-12, Smith 1-11 1 TD, Overton 1-11.

Attendance: 38,912

1996 Outback Bowl



Penn State 43
Auburn 14

January 1, 1996
Tampa Stadium
Tampa, Florida

Under dark skies and incessant rain, Auburn's first bowl appearance in five years was anything but pleasant. Penn State routed the Tigers, 43-14.

Penn State opened the game with a 64-yard drive, but was stopped at the Auburn one after three downs inside the Tiger five. Brett Conway converted a 19-yard field goal for a 3-0 lead.

Richardson was intercepted by Dell McGee at the Penn State 36. Five downs later, Nix connected with freshman receiver Robert Baker for a 25-yard touchdown and a 7-3 lead.

Conway field goals of 22- and 38-yards put Penn State on top to stay at 9-7.

Auburn took possession deep in its own territory with 1:43 remaining in the half. On third down with 19 seconds left, Nix, on the run, threw an ill-advised pass down the sideline that fell into the hands of free safety Kim Herring.

Penn State	3	13	27	0	—	43
Auburn	0	7	0	7	—	14

PSU - Conway 19 FG, 8:18, 1st
AU - Baker 25 pass fro Nix (Hawkins kick), 12:39, 2nd
PSU - Conway 22 FG, 9:14, 2nd
PSU - Conway 38 FG, 1:43, 2nd
PSU - Archie 8 pass from Richardson (Conway kick), 0:05, 2nd
PSU - Ingram 9 pass from Richardson (Conway kick), 9:51, 3rd
PSU - Pitts 4 pass from Richardson (pass failed), 7:27, 3rd
PSU - Enis 1 run (Conway kick), 4:20, 3rd
PSU - Ingram 20 pass from Richardson (Conway kick), 3:21, 3rd
AU - McLeod 12 run (Hawkins Kick), 5:49, 4th

	PSU	AU
First Downs	22	19
Rushing Yards	266	220
Passing Yards	221	94
Passing (C-A-I)	14-29-1	8-33-2
Total Offense	487	314
Punts-Avg.	4-35.7	8-39.1
Fumbles/Lost	1/0	5/2
Penalty-Yards	6-35	5-39
Time of Possession	32:11	27:49

RUSHING: (PSU) Pitts 15-118, Milne 12-82, Archie 5-41, Enis 12-24, 1 TD, Sload 2-4, Eberly 1-(-1), McQueary 1-(-1), D.Ostrosky 1-(-1); (AU) Davis 12-119, Morrow 10-39, Craig 11-34, McLeod 2-20 1 TD, Beasley 2-9, Goodson 0-4, Nix 3-(-5).

PASSING: (PSU) Richardson 13-24-1-217 4 TD, McQueary 1-4-0-4, Archie 0-1-0-0; (AU) Nix 5-25-2-48 1 TD, Craig 3-8-0-46.

RECEIVING: (PSU) Ingram 4-113 2 TD, Olsommer 2-21, Scott 2-17, Archie 2-14 1 TD, Jurevicius 1-43, Milne 1-5, Pitts 1-4 1 TD, Stephenson 1-4; (AU) Bailey 1-32, Baker 1-25 1 TD, Dillard 1-12, Hand 1-8, Goodson 1-8, Gosha 1-5, Fuller 1-4, McLeod 1-2.

Attendance: 65,313

Auburn Bowl History

2003 Auburn Football

1996 Independence Bowl



Army 29
Auburn 32

December 31, 1996
Independence Stadium
Shreveport, Louisiana

Army's J. Parker's 27-yard field goal attempt with 29 seconds remaining sailed wide right as Auburn held off a late Cadet charge to win the 1996 Independence

Bowl, 32-29.

In winning its first bowl game in six years, Auburn utilized the talents of quarterback Dameyune Craig. Craig threw for an Independence and Auburn bowl record 370 yards while rushing for 75 more in earning Offensive MVP honors.

Craig led Auburn to the game's first 20 points, throwing touchdown strikes to Tyrone Goodson (30 yards) and Willie Gosha (seven yards) and setting up a pair of Jaret Holmes field goals.

Meanwhile, the Tiger defense held Army's option attack in check for most of the first half. The Cadet's finally got on the scoreboard when Bobby Williams scored with 1:27 remaining in the first half to make it 20-7, Auburn.

Auburn built its lead to 32-7 in the third quarter on a 33-yard scramble by Craig and an 18-yard burst by Rusty Williams. Two-point attempts after both scores failed.

Army made a valiant comeback in the fourth quarter as Demetrius Perry and Bobby Williams both scored touchdowns to cut Auburn's lead to 32-21 with 5:52 left. Cadet quarterback Ronnie McAda then found Rod Richardson on a 30-yard catch-and-run for another touchdown with 1:27 remaining. Williams' two-point run made the score 32-29.

After recovering the ensuing on-side kick and moving the ball to Auburn's 10, Army tried the 27-yard field goal attempt by Parker on third down.

Army	0	7	0	22	—	29
Auburn	10	10	12	0	—	32

AU - Holmes 31 FG, 10:59, 1st
AU - Goodson 30 pass from Craig (Holmes kick), 5:20, 1st
AU - Gosha 7 pass from Craig (Holmes kick), 12:17, 2nd
AU - Holmes 49 FG, 3:15, 2nd
ARMY - B.Williams 3 run (Parker kick), 1:15, 2nd
AU - Craig 33 run (pass failed), 8:51, 3rd
AU - R.Williams 18 run (pass failed), 1:04, 3rd
ARMY - Perry 12 run (Parker Kick), 12:44, 4th
ARMY - B.Williams 1 run (Parker kick), 5:52, 4th
ARMY - Richardson 30 pass from McAda (B.Williams run), 1:27, 4th

	ARMY	AU
First Downs	21	27
Rushing Att.-Yards	58-239	36-161
Passing Yards	148	370
Passing (C-A-I)	9-16-0	24-42-1
Total Offense	387	531
Punts-Avg.	6-43.0	2-41.5
Fumbles/Lost	1/1	3/2
Penalty-Yards	3-20	5-47
3rd Down Conv.	4-of-13	7-of-16
Time of Possession	:30:12	29:48

RUSHING: (ARMY) Perry 19-80 1 TD, B.Williams 11-79 2 TD, McAda 13-46, Brizic 9-33, Hewitt 5-21, Thomas 1-(-20); (AU) Craig 13-75 1 TD, R.Williams 12-72 1 TD, Beasley 8-5, McLeod 2-5, Cooper 1-4.

PASSING: (ARMY) McAda 9-16-0-148 1 TD; (AU) Craig 24-42-1-370 2 TD.

RECEIVING: (ARMY) B.Williams 3-74, Richardson 2-59 1 TD, Thomas 1-13, Brizic 1-6, Leshinski 1-5, Perry 1-(-9); (AU) Gosha 10-132 1 TD, Baker 5-103, Bailey 4-39, Goodson 2-78 1 TD, Cooper 2-15, McCoverly 1-3.

Attendance: 41,366

1998 Peach Bowl



Clemson 17
Auburn 21

January 2, 1998
Georgia Dome
Atlanta, Georgia

Auburn scored 15 fourth-quarter points to support a tenacious Tiger defensive effort in a 21-17 Peach Bowl win over Clemson.

Auburn trailed 17-6 entering the final stanza, but cut the lead to 17-12 on Dameyune Craig's 22-yard scramble early in the quarter.

Five minutes later, Rusty Williams put the Tigers ahead to stay, 18-17, with a seven-yard run. Jaret Holmes added a 22-yard field goal, his third of the day, with 4:11 left.

Auburn's defense dominated the game, holding Clemson under 100 yards in both rushing (60) and passing (86) and to just 146 yards total. Auburn held Clemson to just four first downs and had just one of 14 third-down attempts converted against it.

Holmes' career-long 52-yard field goal gave Auburn a 3-0 with 9:49 left in the first quarter. But Clemson took the lead midway through the second quarter after blocking a Holmes' punt.

Chad Speck returned the block 18 yards for a touchdown and a 7-3 Clemson lead.

Auburn trimmed the lead to 7-6 with a 24-yard Holmes field goal before halftime, but another blocked punt set up another Clemson touchdown with 5:15 left in the third.

Clemson	0	7	10	0	—	17
Auburn	3	3	0	15	—	21

AU - Holmes 52 FG, 9:49, 1st
CU - Speck 18 blocked punt return (Richardson kick), 6:31, 2nd
AU - Holmes 24 FG, 4:15, 2nd
CU - Witherspoon 2 run (Richardson kick), 5:15, 3rd
CU - Richardson 48 FG, 1:48, 3rd
AU - Craig 22 run (pass failed), 13:29, 4th
AU - R.Williams 7 run (pass failed), 8:45, 4th
AU - Holmes 22 FG, 4:11, 4th

	CU	AU
First Downs	4	18
Rushing Att.-Yards	27-60	36-107
Passing Yards	86	259
Passing (C-A-I)	11-25-1	15-44-0
Total Offense	146	366
Punts-Avg.	9-43.7	6-25.8
Fumbles/Lost	1/0	1/1
Penalty-Yards	5-59	7-63
3rd Down Conv.	1-of-14	5-of-18
Time of Possession	28:06	31:54

RUSHING: (CU) Priestler 19-74, Austin 3-3, Witherspoon 1-2 1 TD, Greene 4-(-7); (AU) R.Williams 18-71 1 TD, Craig 9-25 1 TD, Carter 4-7, Beasley 5-4.

PASSING: (CU) Greene 11-25-1-86; (AU) Craig 15-44-0-259.

RECEIVING: (CU) Austin 3-32, Home 2-10, Hall, 2-6, Wofford, 2-5, Gardner 1-27, Lawyer 1-6; (AU) Bailey 4-119, Goodson 4-65, Poor 4-43, R.Williams 1-33, Lowe 1-8, Beasley 1-(-9).

Attendance: 71,212

Auburn Bowl History

2003 Auburn Football

2001 Florida Citrus Bowl



Auburn 28
Michigan 31

January 1, 2001
Florida Citrus Bowl
Orlando, Florida

The 20th-ranked Auburn Tigers made a late fourth quarter charge, but fell short, losing to 17th-ranked Michigan Wolverines, 31-28, in the Capital One Florida Citrus Bowl.

The Tigers utilized the arm of senior quarterback Ben Leard who set two Auburn bowl records by throwing for 394 yards and three touchdowns. Answering a first quarter 31-yard Wolverine touchdown pass from Drew Henson to David Terrell, Leard threw his first of touchdowns to Ronney Daniels in the second quarter to tie the game at 7-7.

Auburn took the lead as Leard hit senior Clifton Robinson on a 20-yard touchdown with 11:04 before the half. But, Henson connected on a four-yard pass to B.J. Askew to tie the game at 14-14. Michigan regained the lead on an 11-yard scamper from Anthony Thomas to end the first half at 21-14.

Michigan built its lead to 28-14 in the third quarter as Thomas, named the game's MVP, entered the endzone on a 25-yard burst, his longest of the day. Auburn junior running back Rudi Johnson crossed the goal line with 4:08 to go in the third, to bring Auburn within seven, 28-21. The Wolverines connected on a 41-yard field goal by Hayden Epstein to increase their lead to 31-21 to end the quarter.

Leard responded by connecting with freshman Deandre Green on a 21-yard pass in the endzone to trim Michigan's lead to three, 31-28, with 2:26 to go.

Duval's ensuing on-side kick was recovered by Michigan and the Wolverines ran out the clock to earn the 31-28 win.

Leard was named Auburn's offensive MVP while Javor Mills, who recorded six tackles and two sacks was the Tigers' defensive MVP.

Auburn	0	14	7	7	—	28
Michigan	7	14	10	0	—	31

UM- Terrell 31 pass from Henson (Epstein kick), 8:27, 1st
AU- Daniels 19 pass from Leard (Duval kick), 14:17, 2nd
AU- C. Robinson 20 pass from Leard (Duval kick), 11:04, 2nd
UM- Askew 4 pass from Henson (Epstein kick), 6:41, 2nd
UM- Thomas 11 run (Epstein kick), 0:54, 2nd
UM- Thomas 25 run (Epstein kick), 8:41, 3rd
AU- Johnson 12 run (Duval kick), 4:08, 3rd
UM- 41 FG Epstein, 1:35, 3rd
AU- Green 21 pass from Leard (Duval Kick), 2:26, 4th

	AU	UM
First Downs	23	21
Rushes-yards	35-92	42-159
Passing	394	294
Return yards	91	39
Comp-Att-Int	28-37-2	15-21-0
Punts	3-42.7	4-43.5
Fumbles-lost	2-1	2-1
Penalties-yards	7-60	2-20
Time of Possession	30:03	29:57

RUSHING: (AU) Johnson, 25-85 (1TD); Evans, 3-16; C. Robinson, 1-4; Carter, 2-(-2); Leard, 4-(-11); (UM) Thomas, 32-182 (2 TD); Bellamy, 3-13; Cross, 1-0; Henson, 6-(-36)

PASSING: (AU) Leard 28-37-2, 394 (3 TD); (UM) Henson 15-20-0 (2 TD), 294; Thomas 0-1-0, 0

RECEIVING: (AU) Daniels, 7-98 (1 TD); Willis, 5-69; Evans, 4-51; Green, 4-49 (1 TD); C. Robinson, 3-70 (1 TD); Carter, 3-42; Johnson, 2-15; (UM) Terrell, 4-136 (91 TD); Walker, 4-100; Thomas, 4-32; Askew, 3-26 (1 TD)

Attendance: 66,928

2001 Chick-fil-A Peach Bowl



Auburn 10
North Carolina 16

December 31, 2001
Georgia Dome
Atlanta, Georgia

A New Year's Eve invitation to the Chick-fil-A Peach Bowl pitted the 7-4 Auburn Tigers against the 7-5 Tar Heels of North Carolina. In a defensive battle, North Carolina held off a late fourth quarter charge to beat Auburn, 16-10, in the Georgia Dome in Atlanta.

In the first quarter, North Carolina recovered a fumble and returned it 18 yards to the Tiger 10-yard line. Two plays later, North Carolina tailback Willie Parker took the ball off right end for the UNC touchdown.

The only other score in the half came when the Tar Heels drove the ball 84 yards resulting in a field goal by kicker Jeff Reed.

North Carolina came out of halftime and added to their lead as Peach Bowl Offensive MVP QB Ronald Curry scrambled 62 yards for a touchdown putting UNC ahead 16-0.

The Auburn defense responded well, not allowing any more points for the rest of the game and treated football fans to a play that will be remembered in Auburn football history.

An errant Darian Durant pass was snatched out of the air by whip Karlos Dansby as he was falling out of bounds. Dansby then tossed the ball to linebacker Dontarrious Thomas to complete an amazing interception. The play was later nominated for the ESPY Awards' "Most Spectacular Play" of the year.

The Auburn offense, feeding off the momentum from the interception, moved the ball down the field. Jason Cambell connected with Casinius Moore on an 11-yard pass that set up Auburn kicker Damon Duval's 34-yard field goal with 13:16 left in the game.

After recovering a muffed snap late in the fourth quarter, backup QB Daniel Cobb connected with tight end Lorenzo Diamond, who rumbled 12 yards for an Auburn touchdown, pulling the Tigers to within six points.

North Carolina recovered the ensuing onside kick to hold on for the 16-10 win.

North Carolina	7	3	6	0	—	16
Auburn	0	0	0	10	—	10

UNC—Parker 10 run (Reed kick), 9:34, 1st
UNC—Reed 22 field goal, 0:55, 2nd
UNC—Curry 62 run (missed extra point), 8:25, 3rd
AU—Duval 34 field goal 7, 13:16, 4th
AU—Diamond 12 pass from Cobb, 1:18, 4th

	UNC	AU
First Downs	12	12
Rushes-Yards	40-174	32-31
Passing Yards	114	145
Comp-Att-Int	13-21-1	18-28-2
Return Yards	87	79
Punts-Avg.	8-39.8	9-49.3
Fumbles/Lost	1/18	0/0
Penalties-Yards	9-73	4-26
3rd Down Conv.	4-of-15	2-of-13
Time of Possession	32:02	27:58

INDIVIDUAL STATISTICS

RUSHING: (UNC) Parker 19-131 (TD), Curry 10-67, Lewis 3-6, Williams 2-0, Team 3-(-5), Durant 2-(-12), Lafferty 1-(-13); (AU) Brown 6-28, Butler 8-22, Moore 5-21, Cambell 8-1, Johnson 1-0, Carter 1-(-7), Team 3-(-34).

PASSING: (UNC) Durant 14-7-1, 76; Curry 6-5-0, 25; Lafferty, 1-1-0, 13 (AU) Cambell 18-12-1, 74; Cobb 10-6-1

RECEIVING: (UNC) Aiken 7-73, Parker 3-24; Davis 3-17 (AU) Daniels 3-21; Willis 3-17; Diamond 2-17, 1 TD; Moore 2-16; Walkins 2-16; Johnson 2-15; Carter 1-21; Ratliff 1-18; McIntyre 1-8; Brown 1-(-4)

Attendance: 71,827

Auburn Bowl History

2003 Auburn Football

2003 Capital One Bowl

Auburn 13
Penn State 9

January 1, 2003
Florida Citrus Bowl
Orlando, Florida



On a warm and windy day in Orlando, the 19th-ranked Auburn Tigers knocked off 10th-ranked Penn State behind a stymieing defense and Capital One Bowl MVP Ronnie Brown's 184 yard, two touchdown

performance. Penn State's Larry Johnson, who finished third in the Heisman Trophy balloting, was unable to get on track as Auburn's defense limited him to only 72 yards on 20 carries.

Auburn fumbled on its first possession giving Penn State the ball on the 15-yard line, but the Nittany Lions were forced to settle for a 21-yard Robbie Gould field goal.

The Auburn defense held the Nittany Lion's offense the rest of the half, allowing only a 27-yard field goal by Gould.

After a sluggish first half, the Tigers came out in the third quarter with a run-dominated offensive scheme and Ronnie Brown punished the Penn State defenders to the tune of 119 second half yards.

Auburn took its first possession of the second half and marched 74 yards, scoring on a one-yard Brown touchdown run, which put Auburn ahead, 7-6. The fast Tiger defense took control, allowing Penn State only 31 yards of offense in the third quarter.

Penn State replaced quarterback Zack Mills with Michael Robinson who sparked the Nittany Lion offense to a fourth quarter field goal, putting Penn State up 9-7.

On Auburn's next possession, Damon Duval's punt was downed at the one-yard line pinning Penn State deep in their own territory.

After a short punt by Penn State, Auburn drove the ball inside the red zone, where Ronnie Brown bounced a run to the outside taking it 17 yards for the game winning touchdown.

Brown's 184 yards rushing were the most ever by an Auburn player in a bowl, and it was the most yards rushing of anyone in the 2003 bowl season. Dontarrious Thomas was named the game's defensive MVP after helping hold Penn State to just 268 yards.



Ronnie Brown scored on a 17-yard touchdown run late in the fourth quarter in the Capital One Bowl.



Auburn defeated its third top ten team of the season en route to winning the Capital One Bowl.



Safety Junior Rosegreen celebrated Auburn's 13-9 win over Penn State.

Penn State3	3	0	3-9
Auburn0	0	7	6-13

PSU—Gould 21 field goal, 10:26, 1st
PSU—Gould 27 field goal, 1:44, 2nd
AU—Brown 1 run (Duval kick), 3:52, 3rd
PSU—Gould 31 field goal, 10:10, 4th
AU—Brown 17 run (Jason Campbell pass failed), 2:19, 4th

	PSU	AU
First Downs	15	15
Rushes-Yards	36-170	50-200
Passing Yards	98	78
Comp-Att-Int	10-27-1	10-17-1
Return Yards	13	67
Punts-Avg.	5-38.2	4-48.2
Fumbles/Lost	2/1	3-1
Penalties-Yards	7-68	9-84
3rd Down Conv.	3-of-14	7-of-16
Time of Possession	27:49	32:11

INDIVIDUAL STATISTICS

RUSHING : (AU) Brown 37-184 (2TD), Smith 5-10, Campbell 8-6; (PSU) Johnson 20-72, Mills 9-56, M. Robinson 5-30, Smith 1-10, Jefferson 1-2
PASSING: (AU) Campbell 17-10-1 78; (PSU) Mills 24-8-1 67, M. Robinson 3-2-0 31.
RECEIVING: (AU) D. Aromashodu 2-18, R. Johnson 2-17, Diamond 1-11, Obomanu 1-11, Daniels 1-9, M. Willis 1-6, Smith 1-5, Brown 1-1; (PSU) T. Johnson 2-54, Kranchick 2-15, L. Johnson 2-8, M. Robinson 2-7, McHugh 1-8, Williams 1-6

Attendance: 66,334




Auburn's defense held Penn State to just three points in the second half.

2003-04 Bowl Schedule

2003 Auburn Football

Date	Bowl	Kickoff	TV	Affiliation
Dec. 16	New Orleans Bowl New Orleans, La. • Louisiana Superdome (50,000)	7:00 p.m.	ESPN2	Conference USA vs. Sun Belt
Dec. 18	GMAC Bowl Mobile, Ala. • Ladd Peebles Stadium (40,643)	8:00 p.m.	ESPN2	Conference USA vs. Mid-American / WAC
Dec. 22	Mazda Tangerine Bowl Orlando, Fla. • Florida Citrus Bowl (65,438)	5:30 p.m.	ESPN	ACC vs. Big 12
Dec. 23	Fort Worth Bowl Fort Worth, Texas • Amon Carter Stadium (46,000)	7:30 p.m.	ESPN	Big 12 vs. Conference USA
Dec. 24	Las Vegas Bowl Las Vegas, Nev. • Sam Boyd Stadium (40,000)	7:30 p.m.	ESPN	Mountain West vs. Pac-10
Dec. 25	ConAgra Foods Hawaii Bowl Honolulu, Hawaii • Aloha Stadium (50,000)	8:00 p.m.	ESPN	Conference USA vs. WAC
Dec. 26	Motor City Bowl Detroit, Mich. • Ford Field (65,000)	5:00 p.m.	ESPN	Big Ten vs. MAC
Dec. 26	Insight Bowl Phoenix, Ariz. • Bank One Ballpark (42,915)	8:30 p.m.	ESPN	Big East vs. Pac-10
Dec. 27	Continental Tire Bowl Charlotte, N.C. • Ericsson Stadium (73,367)	11:00 a.m.	ESPN	ACC vs. Big East
Dec. 29	Alamo Bowl presented by MasterCard San Antonio, Texas • Alamodome (65,000)	9:00 p.m.	ESPN	Big 12 vs. Big Ten
Dec. 30	Houston Bowl Houston, Texas • Reliant Stadium at Reliant Park (69,500)	4:30 p.m.	ESPN	Big 12 vs. SEC
Dec. 30	Silicon Valley Classic San Jose, Calif. • Spartan Stadium (31,500)	7:30 p.m.	ESPN2	Pac-10 vs. WAC
Dec. 30	Pacific Life Holiday Bowl San Diego, Calif. • Qualcomm Stadium (68,500)	8:00 p.m.	ESPN	Big 12 vs. Pac-10
Dec. 31	Diamond Walnut San Francisco Bowl San Francisco, Calif. • Pacific Bell Park (37,000)	10:30 p.m.	ESPN2	Big East vs. Mountain West
Dec. 31	Gaylord Hotels Music City Bowl Nashville, Tenn. • The Coliseum (67,000)	12:00 p.m.	ESPN	Big Ten vs. SEC
Dec. 31	Mainstay Independence Bowl Shreveport, La. • Independence Stadium (50,459)	7:30 p.m.	ESPN	Big 12 vs. SEC
Dec. 31	Sun Bowl El Paso, Texas • Sun Bowl Stadium (51,171)	2:00 p.m.	CBS	Big Ten vs. Pac-10
Dec. 31	AXA Liberty Bowl Memphis, Tenn. • Liberty Bowl (62,338)	3:30 p.m.	ESPN	Mountain West vs. Conference USA
Jan. 1	Outback Bowl Tampa, Fla. • Raymond James Stadium (65,657)	11:00 a.m.	ESPN	Big Ten vs. SEC
Jan. 1	Toyota Gator Bowl Jacksonville, Fla. • Alltel Stadium (76,976)	12:30 p.m.	NBC	ACC vs. Big East or Notre Dame
Jan. 1	Capital One Bowl Orlando, Fla. • Florida Citrus Bowl (65,438)	1 p.m.	ABC	Big Ten vs. SEC
Jan. 1	Rose Bowl Pasadena, Calif. • Rose Bowl (93,731)	5 p.m.	ABC	*BCS vs. BCS
Jan. 1	FedEx Orange Bowl Miami, Fla. • Pro Player Stadium (75,192)	8:30 p.m.	ABC	*BCS vs. BCS
Jan. 2	SBC Cotton Bowl Classic Dallas, Texas • Cotton Bowl (68,252)	2:00 p.m.	FOX	Big 12 vs. SEC
Jan. 2	Chick-fil-A Peach Bowl Atlanta, Ga. • Georgia Dome (71,228)	4:30 p.m.	ESPN	ACC vs. SEC
Jan. 2	Tostitos Fiesta Bowl Tempe, Ariz. • Sun Devil Stadium (73,741)	8:00 p.m.	ABC	*BCS vs. BCS
Jan. 3	Humanitarian Bowl Boise, Idaho • Bronco Stadium (30,000)	10:00 p.m.	ESPN	WAC vs. At-Large
Jan. 4	Nokia Sugar Bowl New Orleans, La. • Louisiana Superdome (75,000)	8:00 p.m.	ABC	*National Championship Game

ALL TIMES EASTERN
SEC Bowls Bolded



AU In The NFL

Auburn in the NFL	308-310
AU in the NFL Draft	311-312
Auburn NFL Honors	313
Auburn by NFL Team	314-318

Auburn In The NFL

2003 Auburn Football

AGEE, Tommie, FB - Seattle Seahawks (1988), Kansas City Chiefs (1989), Dallas Cowboys (1990-94)
ALFORD, Mike, C - St. Louis Cardinals (1965), Detroit Lions (1966)
ANDERSON, Willie, T - Cincinnati Bengals (1996-03)
ANDREWS, William, RB - Atlanta Falcons (1979-83, 1986)
ARIAIL, David 'Gump,' E - Brooklyn Dodgers (1934), Cincinnati Reds (1934)
ATKINS, Billy, DB - San Francisco 49ers (1958-59), Buffalo Bills (1960-61, 63), New York Titans/Jets (1962-63), Denver Broncos (1964)
ATKINS, George, G - Detroit Lions (1955)
AUGHTMAN, Dowe, DT - Dallas Cowboys (1984)

BAILEY, Karsten, WR - Seattle Seahawks (1999-01), Green Bay Packers (2002-03)
BAILEY, Thomas, WR - Cincinnati Bengals (1995)
BAKER, Robert, WR - Miami Dolphins (1999-03)
BANKS, Tom, C - St. Louis Cardinals (1971-80)
BARLOW, Corey, CB - Philadelphia Eagles (1993)
BAXTER, Fred, TE - New York Jets (1993-00), Chicago Bears (2001-02), New England Patriots (2002-03)
BEASLEY, Fred, RB - San Francisco 49ers (1998-03)
BEASLEY, Terry, WR - San Francisco 49ers (1972, 74-75)
BEAUFORD, Clayton, WR - Cleveland Browns (1987)
BERNICH, Ken, LB - New York Jets (1975)
BEVERLY, David, P - Houston Oilers (1974-75), Green Bay Packers (1975-80)
BLUE, Forrest, C - San Francisco 49ers (1968-74), Baltimore Colts (1975-78)
BOLTON, Scott, WR - Green Bay Packers (1988)
BOOKER, Dante, DT - Indianapolis Colts (2003)
BOSTIC, James, RB - Philadelphia Eagles (1998-99)
BRACKETT, M.L., G - Chicago Bears (1956-57), New York Giants (1958)
BROOKS, James, RB - San Diego Chargers (1981-83), Cincinnati Bengals (1984-91), Cleveland Browns (1992), Tampa Bay Buccaneers (1992)
BROWN, Mark, LB - New York Jets (2003)
BRUCE, Aundray, LB - Atlanta Falcons (1988-91), LA/Oakland Raiders (1992-98)
BULGER, Chester, T - Chicago Cardinals (1942-43, 45-49), Pittsburgh Steelers (1944), Detroit Lions (1950)
BURKETT, Jackie, LB - Baltimore Colts (1961-66), New Orleans Saints (1967, 70), Dallas Cowboys (1968-69)
BURSON, Jimmy, DB - St. Louis Cardinals (1963-67), Atlanta Falcons (1968)



WR Karsten Bailey

CARR, Gregg, LB - Pittsburgh Steelers (1985-88)
CARSON, Leonardo, DT - San Diego Chargers (2000-03)
CARTER, Tim, WR - New York Giants (2002-03)
CHEATHAM, Lloyd, QB - Chicago Cardinals (1942)
CHEEK, Richard, G - Buffalo Bills (1970)
CHILDRESS, Joe, RB - Chicago/St. Louis Cardinals (1956-60, 62-65)
CLANTON, Chuck, DB - Green Bay Packers (1985)
COCHRAN, Tom 'Bull,' B - Washington Redskins (1949)
CODY, Bill, LB - Detroit Lions (1966), New Orleans Saints (1967-70), Philadelphia Eagles (1972)
COLBERT, Lewis, P - Kansas City Chiefs (1986-87), San Diego Chargers (1989)
CRAIG, Dameyune, QB - Carolina Panthers (1998-01)
CREMER, TED, E - Detroit Lions (1946-48), Green Bay Packers (1948)
CRIBBS, Joe, RB - Buffalo Bills (1980-83, 85), San Francisco 49ers (1986-87), Indianapolis Colts (1988), Miami Dolphins (1988)
CURRY, DeMarcus, T - Tampa Bay Buccaneers (2000-01)

D'AGOSTINO, Frank, G - Philadelphia Eagles (1956), New York Jets (1960)
DANIELS, Ronney, WR - New England Patriots (2001), Miami Dolphins (2002)
DANJEAN, Ernie, LB - Green Bay Packers (1957)
DAVIS, Stephen, RB - Washington Redskins (1996-02), Carolina Panthers (2003)
DEAL, Rufus, B - Washington Redskins (1942)
DEL GRECO, Al, K - Green Bay Packers (1984-87), St. Louis/Phoenix Cardinals (1987-90), Houston/Tennessee Oilers/Titans (1991-00)
DIAMOND, Lorenzo, TE - Arizona Cardinals (2003)
DUCOTE, R.J., RB - Cleveland Tigers (1920)
DUVAL, Damon, P - Jacksonville Jaguars (2003)

EDWARDS, Dave, LB - Dallas Cowboys (1963-75)
EVANS, Heath, FB - Seattle Seahawks (2001-03)

FLOYD, Eric, OL - San Diego Chargers (1990-91), Philadelphia Eagles (1992-93), Arizona Cardinals (1995)
FRANKLIN, Byron, WR - Buffalo Bills (1981, 83-84), Seattle Seahawks (1985-87)
FRAZIER, Wayne, C - San Diego Chargers (1962), Houston Oilers (1965), Kansas City (1966-67), Buffalo Bills (1967)
FREDERICKSON, Tucker, FB - New York Giants (1965, '67-71)
FREEMAN, Bobby, B - Cleveland Browns (1957-58), Green Bay Packers (1959), Philadelphia Eagles (1960-61), Washington Redskins (1962)
FULLER, Mike, S - San Diego Chargers (1975-80), Cincinnati Bengals (1981-82)
FULLWOOD, Brent, RB - Green Bay Packers (1987-90), Cleveland Browns (1990)

Auburn In The NFL

2003 Auburn Football

GANDY, Wayne, OT - Los Angeles/St. Louis Rams (1994-98), Pittsburgh Steelers (1999-02), New Orleans Saints (2003)

GATSKI, Frank, C - Cleveland Browns (1946-56), Detroit Lions (1957)

GHERSANICH, Vernon, G - Chicago Cardinals (1943)

GOFF, Robert, DT - Tampa Bay Buccaneers (1988-89), New Orleans Saints (1990-95), Minnesota Vikings (1996)

GRAY, Chris, G - Miami Dolphins (1993-96), Chicago Bears (1997), Seattle Seahawks (1998-02)

GREENE, Kevin, LB - Los Angeles Rams (1985-92), Pittsburgh Steelers (1993-95), Carolina Panthers (1996, 1998-99), San Francisco 49ers (1997)

GROSS, Andy, G - New York Giants (1967-68)

GROSS, George, DT - San Diego Chargers (1963-67)

GROSS, Lee, C - New Orleans Saints (1975-77), Baltimore Colts (1979)

HARRIS, Anthony, LB - Miami Dolphins (1996-99)

HARRIS, Bob, LB - St. Louis Cardinals (1983-85), Kansas City Chiefs (1987)

HARRISON, Max, E - New York Giants (1940)

HERRING, Hal, LB - Cleveland Browns (1950-52)

HILL, Dave, OT - Kansas City Chiefs (1963-74)

HILL, Nate, DE - Green Bay Packers (1988), Miami Dolphins (1988)

HOLMES, Jaret, PK - Chicago Bears (1999), New York Giants (2000), Jacksonville Jaguars (2001)

HOOD, Roderick, DB - Philadelphia Eagles (2003)

HUDSON, John, G - Philadelphia Eagles (1991-95), New York Jets (1996-99), Baltimore Ravens (2000)

HUMPHREY, Donnie, DE - Green Bay Packers (1984-86)

HUNT, Bobby, DB - Kansas City Chiefs (1963-67), Cincinnati Bengals (1968-69)

HURSTON, Chuck, DE - Kansas City Chiefs (1965-70), Buffalo Bills (1971)

HYATT, Fred, WR - St. Louis Cardinals (1968-72), New Orleans Saints (1973), Washington Redskins (1973)



G Jeno James

JACKSON, Bo, RB - Los Angeles Raiders (1987-90)

JACKSON, Calvin, DB - Miami Dolphins (1994-99)

JACKSON, Jeff, LB - Atlanta Falcons (1984-85), San Diego Chargers (1987-88)

JAMES, Jeno, G - Carolina Panthers (2000-03)

JAMES, Lionel, RB - San Diego Chargers (1984-88)

JESSIE, Tim, RB - Washington Redskins (1987)

JOHNSON, Chuckie, DT - Phoenix Cardinals (1993)

JOHNSON, Robert, TE - Chicago Bears (2003)

JOHNSON, Rudi, RB - Cincinnati Bengals (2001-03)

JORDAN, David, G - New York Giants (1984-85), Tampa Bay Buccaneers (1987)

JOSEPH, James, RB - Philadelphia Eagles (1991-94), Cincinnati Bengals (1995)

KILGORE, Jon, P - Los Angeles Rams (1965-67), Chicago Bears (1968), San Francisco 49ers (1969)

KING, David, DB - San Diego Chargers (1985), Green Bay Packers (1987)

KING, Ed, G - Cleveland Browns (1991-93), New Orleans Saints (1995-97)

KOLEN, Mike, LB - Miami Dolphins (1970-77)

LINCOLN, Alex, LB - San Francisco 49ers (2001-02)

MACK, Kendall, OT - Tampa Bay Buccaneers (2000-01)

MARTIN, Chris, LB - New Orleans Saints (1983), Minnesota Viking (1984-88), Kansas City Chiefs (1988-92), Los Angeles Rams (1993-94)

McCALL, Reese, TE - Baltimore Colts (1978-82), Detroit Lions (1983-85)

McGEE, Dell, DB - Arizona Cardinals (1998)

McGEEVER, John, DB - Denver Broncos (1962-65), Miami Dolphins (1966)

McINTYRE, Secdrick, RB - Atlanta Falcons (1977)

McLEOD, Kevin, RB - Tampa Bay Buccaneers (1999), Green Bay Packers (2002), Cleveland Browns (2002)

MEEKS, Bob, C - Denver Broncos (1993)

MIDDLETON, Dave, E - Detroit Lions (1955-60), Minnesota Vikings (1961)

MIDDLETON, Ron, TE - Atlanta Falcons (1986-87), Washington Redskins (1988, 90-93), Cleveland Browns (1989), Los Angeles Rams (1994), San Diego Chargers (1995)

MILLS, Javor, DE - Jacksonville Jaguars (2002-03)

MITCHELL, Alvin, FB - Tampa Bay Buccaneers (1989)

MOORE, Alton, DE - Arizona Cardinals (2002-03)

MORROW, Harold, RB - Minnesota Vikings (1996-02), Baltimore Ravens (2003)

NELSON, Edmund, DE - Pittsburgh Steelers (1982-87), New England (1988)

NOWLAND, Ben, C - San Francisco 49ers (2003)

NUGENT, Dan, G - Washington Redskins (1976-78, 80)

O'DONOGHUE, Neil, K - Buffalo Bills (1977), Tampa Bay Buccaneers (1978-79), St. Louis Cardinals (1980-85)

OGLETREE, Craig, LB - Cincinnati Bengals (1990)

Auburn In The NFL

2003 Auburn Football

PARKS, Jeff, TE - Houston Oilers (1986-87), Tampa Bay Buccaneers (1988)
PEOPLES, George, RB - Dallas Cowboys (1982), New England Patriots (1983), Tampa Bay Buccaneers (1984-85)
PHILLIPS, Jim, E - Los Angeles Rams (1958-64), Minnesota Vikings (1965-67)
PORTER, Kevin, S - Kansas City Chiefs (1988-1992), New York Jets (1992)
POUNDS, Tavarreus, LB - Carolina Panthers (2002)
PRICE, Jim, LB - New York Jets (1963), Denver Broncos (1964)
PUCILLO, Mike, G - Buffalo Bills (2002-03)

REDMON, Anthony, G - Arizona Cardinals (1994-97), Carolina Panthers (1998-99), Atlanta Falcons (2000)
REESE, Quinton, DE - San Diego Chargers (2000)
REEVES, Walter, TE - Phoenix Cardinals (1989-93), Cleveland Browns (1994-95) San Diego Chargers (1996)
RICE, Ken, G - Buffalo Bills (1961, 63), Oakland Raiders (1964-65), Miami Dolphins (1966-67)
RICHARDSON, Tony, RB - Kansas City Chiefs (1995-03)
RILEY, Victor, OT - Kansas City Chiefs (1998-01), New Orleans Saints (2002-03)
ROBINSON, Gerald, DE - Minnesota Vikings (1986-87), San Diego Chargers (1989-90), Los Angeles Rams (1991-94)
ROBINSON, Travaris, DB - Atlanta Falcons (2003)
ROCKER, David, DT - Los Angeles Rams (1991-94)
ROCKER, Tracy, DT - Washington Redskins (1989-90)
ROGERS, Lamar, DE - Cincinnati Bengals (1991-92)
ROLAND, Benji, DE - Tampa Bay Buccaneers (1990)
ROSE, George, DB - Minnesota Vikings (1964-66), New Orleans Saints (1967)
ROTON, Herbert, E - Philadelphia Eagles (1937)
RUSSELL, Bo, T - Washington Redskins (1939-40)

SANDERS, Frank, WR - Arizona Cardinals (1995-02), Baltimore Ravens (2003)

SEARS, Colin, OT - Dallas Cowboys (2001)
SELBY, Rob, OL - Philadelphia Eagles (1991-94), Arizona Cardinals (1995-97)

SHELLING, Chris, DB - Cincinnati Bengals (1995-96), Atlanta Falcons (1997)
SIDLE, Jimmy, TE/RB - Atlanta Falcons (1966)

SIMMONS, Kendall, OG - Pittsburgh Steelers (2002-03)

SIMPSON, Howard, OT - Minnesota Vikings (1964)

SIVELL, Jim, G - Brooklyn Dodgers (1938-44), New York Giants (1944-45)

SLACK, Reggie, QB - Houston Oilers (1990-91)

SMITH, Brian, LB - Los Angeles Rams (1989-90)
SMITH, Doug, DT - Houston Oilers (1985-92)
SMITH, Mark, DL - Arizona Cardinals (1997-00), Cleveland Browns (2001-02)
SMITH, Zeke, LB/G - Baltimore Colts (1960), New York Giants (1961)
SPIKES, Takeo, LB - Cincinnati Bengals (1998-02), Buffalo Bills (2003)
STALLWORTH, Ron, DE - New York Jets (1989-90)
STEWART, Curtis, RB - Dallas Cowboys (1989)
SULLIVAN, Pat, QB - Atlanta Falcons (1972-75)
SUTTON, Mickey, S - Houston Oilers (1966)
SUTTON, Ricky, DL - Pittsburgh Steelers (1993)

TAMBURELLO, Ben, C/G - Philadelphia Eagles (1987-90)
TAYLOR, Erquiet, G - Staten Island Stapletons (1931)
TAYLOR, Ryan, LB - Cleveland Browns (2000)
THOMAS, Ben, DE - New England Patriots (1985-86), Green Bay Packers (1986), Pittsburgh Steelers (1988), Atlanta Falcons (1989), Los Angeles Rams (1991)
THORNTON, Jack, LB - Miami Dolphins (1966)
TIDWELL, Travis, QB - New York Giants (1950-51)
TILLMAN, Lawyer, WR/TE - Cleveland Browns (1989, 92-93), Carolina Panthers (1995)
UECKER, Keith, OT - Denver Broncos (1982-83), Green Bay Packers (1984-85, 87-88, 90-91)

WALKER, Gary, DE - Houston/Tenn. Oilers/Titans (1995-98), Jacksonville Jaguars (1999-01), Houston Texans (2002-03)

WALLACE, Steve, OT - San Francisco 49ers (1986-96), Kansas City Chiefs (1997)

WARE, Brad, DB - Tennessee Titans (1999)

WARREN, Frank, NT - New Orleans Saints (1981-89, '91-94)

WASHINGTON, Marcus, LB - Indianapolis Colts (2000-03)

WEST, Ed, TE - Green Bay Packers (1984-94), Philadelphia Eagles (1995-96), Atlanta Falcons (1997)

WHITE, Stan, QB - New York Giants (1994-97)

WHITEHEAD, Willie, DE - New Orleans Saints (1999-03)

WILLIAMS, Gerald, DE - Pittsburgh Steelers (1986-94), Carolina Panthers (1995-97), Green Bay Packers (1997)

WILLIAMS, Tex, G - Philadelphia Eagles (1942)

WILLINGHAM, Larry, DB - St. Louis Cardinals (1971-72)

WILLIS, Chester, RB - Oakland/Los Angeles Raiders (1981-84)

WILLIS, Horace, DB - Minnesota Vikings (2003)

WILLIS, James, LB - Green Bay Packers (1993-94), Philadelphia Eagles (1995-98)


WILSON, Jerry, E - Philadelphia Eagles (1959-60), San Francisco 49ers (1960)

WOOD, Dick, QB - San Diego Chargers (1962), Denver Broncos (1962), New York Jets (1963-64), Oakland Raiders (1965), Miami Dolphins (1966)

WOODS, Chris, WR - Los Angeles Raiders (1987-88), Denver Broncos (1989)

WRIGHT, Alexander, WR - Dallas Cowboys (1990-92), Los Angeles Raiders (1992-94), St. Louis Rams (1995-96)

ZOFKO, Mickey, RB - Detroit Lions (1971-74), New York Giants (1974)



DE Willie Whitehead

Bold - On roster as of June 1, 2003

Auburn In The NFL Draft

2003 Auburn Football

Year	Rnd	Pick	Name, Pos.	Team
1937	4	31	Walt Gilbert, B	Philadelphia Eagles
	8	76	Joel Eaves, E	Boston Braves
1938	8	83	Jim Sivell, G	Brooklyn Dodgers
1939	6	68	Bo Russell, T	Washington Redskins
1940	20	184	Milt Howell, G	Brooklyn Dodgers
	21	191	Malvern Morgan, C	Detroit Lions
1941	14	129	Lloyd Cheatham, B	Brooklyn Dodgers
	17	158	Dick McGowan, B	Brooklyn Dodgers
1942	2	14	Lloyd Cheatham, B	Chicago Cardinals
	2	21	Rufus Deal, B	Washington Redskins
1943	3	17	Monk Gafford, B	Philadelphia Eagles
	6	46	Jim Reynolds, B	New York Giants
1944	9	87	Tex Warrington, C	Boston Yanks
	17	187	Aubrey Clayton, B	Cleveland Rams
	23	240	Jim Pharr, C	Cleveland Rams
1945	9	84	Curt Kuykendall, B	Washington Redskins
	19	193	Jim Bradshaw, C	Washington Redskins
	23	231	Everett Hartwell, E	Pittsburgh Steelers
1946	6	47	Joe Eddins, G	Detroit Lions
	10	84	Bill Harris, C	Chicago Bears
	14	127	Ty Irby, B	Detroit Lions
1949	9	90	Hal Herring, C	Chicago Cardinals
	16	156	Denvard Snell, T	Pittsburgh Steelers
1950	1	7	Travis Tidwell, B	New York Giants
	19	236	Bill Waddall, B	Baltimore Colts
	28	353	John Adcock, T	Baltimore Colts
1951	19	230	Billy Conn, B	New York Giants
1953	20	234	Will Lee Hayley, E	Pittsburgh Steelers
	22	259	Bill Turnbeaugh, T	Green Bay Packers
1955	1	12	David Middleton, B	Detroit Lions
	3	37	Bobby Freeman, B	Cleveland Browns
	7	85	Jack Locklear, C	Cleveland Browns
	10	113	George Rogers, T	Green Bay Packers
	15	180	George Atkins, G	Detroit Lions
	16	189	Jim Hall, E	San Francisco 49ers
1956	1	7	Joe Childress, B	Chicago Cardinals
	2	16	Frank D'Agostino, T	Philadelphia Eagles
	2	22	M.L. Brackett, T	Chicago Bears
	11	125	Fob James, B	Chicago Cardinals
	18	213	Jim Pyburn, E	Washington Redskins
	20	232	Bob Scarbrough, C/G	San Francisco 49ers
	20	239	Charley Maxime, G	Chicago Bears
1957	13	150	Jerry Sansom, E	Cleveland Browns
	19	220	Ernie Danjean, K	Green Bay Packers
1958	1	5	Jim Phillips, E	Los Angeles Rams
	3	33	Bob Hoppe, HB	San Francisco 49ers
	5	59	Bill Atkins, HB	San Francisco 49ers
	10	114	Ben Preston, T	Washington Redskins
	18	212	Bill Austin, C	Detroit Lions
	22	262	Cleve Wester, T	New York Giants
	25	301	Jim Cook, B	Detroit Lions
	27	316	Hindman Wall, E	Philadelphia Eagles
1959	1	12	Jackie Burkett, C	Baltimore Colts
	2	14	Jerry Wilson, E	Chicago Cardinals
	4	48	Zeke Smith, G	Baltimore Colts
	12	144	Dick Wood, QB	Baltimore Colts
	15	180	Ted Foret, T	Baltimore Colts
	16	182	Ken Paduch, T	Philadelphia Eagles
	19	220	Bobby Lauder, B	Washington Redskins
	25	290	Jim Jeffery, T	Chicago Cardinals
	28	326	Leo Sexton, E	Philadelphia Eagles
1960	9	107	Bob Wasden, C/LB	San Francisco 49ers
1961	1	8	Ken Rice, T	St. Louis Cardinals
	3	31	Billy Wilson, T	St. Louis Cardinals
	5	62	Ed Dyas, B	Baltimore Colts
	16	216	Wayne Frazier, C	Chicago Bears
	16	224	G.W. Clapp, G	Philadelphia Eagles
1962	6	83	John McGeever, HB	Philadelphia Eagles
	8	103	George Gross, T	St. Louis Cardinals
	13	173	Dave Woodward, T	Pittsburgh Steelers
1963	3	34	Jim Price, LB	Dallas Cowboys
	5	62	Dave Hill, T	New York Giants
	11	142	Jim Burson, B	St. Louis Cardinals
	20	268	Mailon Kent, B	Minnesota Vikings
	20	274	Joe Baughan, T	Washington Redskins
1964	3	34	George Rose, HB	Minnesota Vikings
	19	253	Larry Rawson, B	San Francisco 49ers
1965	1	1	Tucker Frederickson, RB	New York Giants
	4	47	Jimmy Sidle, HB	Dallas Cowboys
	7	90	Mickey Sutton, B	Chicago Bears
	14	194	Mike Alford, C	St. Louis Cardinals
	15	206	Chuck Hurston, T	Green Bay Packers
1966	5	67	Bill Cody, LB	Detroit Lions
	5	78	Dan Fulford, E	Cleveland Browns
	9	140	Jerry Gross, HB	Baltimore Colts
	10	148	Bruce Yates, T	Detroit Lions
1967	11	286	Bill Braswell, G	Kansas City Chiefs
	14	346	Tom Bryan, RB	St. Louis Cardinals
	14	361	Bobby Beard, LB	Boston Patriots
1968	1	15	Forrest Blue, C	San Francisco 49ers
	2	40	Freddie Hyatt, FL	St. Louis Cardinals
	11	281	Richard Plagge, RB	Buffalo Bills
	15	402	Tony Lunceford, K	Dallas Cowboys
1969	7	165	Al Griffin, TE	Denver Broncos
	10	255	Jerry Gordan, T	Los Angeles Rams
1970	6	132	Dave Campbell, DE	Miami Dolphins
	8	186	Richard Cheek, T	Buffalo Bills
	8	189	Tom Banks, C	St. Louis Cardinals
	12	289	Mike Kolen, LB	Miami Dolphins
	14	362	John Riley, K	Oakland Raiders
1971	4	95	Larry Willingham, DB	St. Louis Cardinals
	6	153	Al Bresler, WR	San Francisco 49ers
	9	213	Bob Strickland, LB	Buffalo Bills
	9	229	Mickey Zofko, RB	Detroit Lions
	15	371	Wallace Clark, RB	Atlanta Falcons
1972	1	19	Terry Beasley,	San Francisco 49ers
	2	40	Pat Sullivan, QB	Atlanta Falcons
	17	440	Dick Schmalz, WR	Minnesota Vikings
1973	11	262	James Ownes, RB	New Orleans Saints
	11	267	Dan Sanspree, DE	St. Louis Cardinals
	16	405	Harry Unger, RB	Cincinnati Bengals
1974	11	261	Steve Taylor, C	Houston Oilers
	17	431	David Langner, DB	Kansas City Chiefs
1975	2	32	Lee Gross, C	New Orleans Saints
	3	67	Dan Nugent, TE	Los Angeles Rams
	3	73	Mike Fuller, DB	San Diego Chargers
	4	101	Ken Bemich, LB	San Diego Chargers
	14	353	Tom Gossom, WR	New England Patriots
1977	5	127	Neil O'Donoghue, K	Buffalo Bills
	12	312	Phil Gargis, RB	New York Jets
1978	1	25	Reese McCall, TE	Baltimore Colts
1979	3	79	William Andrews, RB	Atlanta Falcons
	6	141	Mike Burrow, G	Buffalo Bills
1980	2	29	Joe Cribbs, RB	Buffalo Bills
1981	1	24	James Brooks, RB	San Diego Chargers
	2	50	Byron Franklin, WR	Buffalo Bills
	3	57	Frank Warren, DE	New Orleans Saints
	8	219	Cliff Toney, DT	Atlanta Falcons
	11	297	Claude Matthews, G	Houston Oilers
	11	304	Chester Willis, RB	Oakland Raiders
1982	7	172	Edmund Nelson, DE	Pittsburgh Steelers
	8	216	George Peoples, RB	Dallas Cowboys
	9	243	Keith Uecker, T	Denver Broncos
1983	8	211	Bob Harris, DB	St. Louis Cardinals

Auburn In The NFL Draft

2003 Auburn Football

1984	2	29	Doug Smith, DT	Houston Oilers
	3	72	Donnie Humphrey, DE	Green Bay Packers
	5	118	Lionel James, WR	San Diego Chargers
	8	206	Jeff Jackson, LB	Atlanta Falcons
	10	255	David Jordan, T	New York Giants
	11	304	Dowe Aughtman, G	Dallas Cowboys
1985	2	56	Ben Thomas, DE	New England Patriots
	5	113	Kevin Greene, OLB	Los Angeles Rams
	6	160	Gregg Carr, LB	Pittsburgh Steelers
	10	258	Clayton Beauford, WR	Detroit Lions
	10	264	David King, CB	San Diego Chargers
1986	1	1	Bo Jackson, RB	Tampa Bay Buccaneers
	1	14	Gerald Robinson, DE	Minnesota Vikings
	2	36	Gerald Williams, DE	Pittsburgh Steelers
	4	101	Steve Wallace, T	San Francisco 49ers
	5	114	Jeff Parks, TE	Houston Oilers
	8	196	Lewis Colbert, P	Kansas City Chiefs
	10	270	Harold Hallman, NG	San Francisco 49ers
1987	1	4	Brent Fullwood, RB	Green Bay Packers
	3	65	Ben Tamburello, C/G	Philadelphia Eagles
	5	119	Tommie Agee, FB	Seattle Seahawks
	7	183	Bo Jackson, RB	Los Angeles Raiders
	11	305	Tim Jessie, RB	Chicago Bears
1988	1	1	Aundray Bruce, LB	Atlanta Falcons
	3	59	Kevin Porter, S	Kansas City Chiefs
	4	83	Robert Goff, DT	Tampa Bay Buccaneers
	4	93	Stacy Searels, C/G	San Diego Chargers
	6	144	Nate Hill, DE	Green Bay Packers
	6	157	Kurt Crain, LB	Houston Oilers
	9	227	Reggie Ware, RB	Los Angeles Raiders
	12	312	Scott Bolton, WR	Green Bay Packers
1989	2	31	Lawyer Tillman, WR	Cleveland Browns
	2	40	Walter Reeves, TE	Phoenix Cardinals
	2	48	Brian Smith, DT	Los Angeles Rams
	3	66	Tracey Rocker, DT	Washington Redskins
	4	98	Ron Stallworth, DE	New York Jets
	7	191	Benji Roland, DT	Minnesota Vikings
	8	206	Brian Shulman, P	Green Bay Packers
	10	266	Jim Thompson, T	Indianapolis Colts
	10	276	Carlo (Kenneth) Cheattom	Buffalo Bills
	12	330	Freddy Weygand, WR	Chicago Bears
1990	2	26	Alexander Wright, WR	Dallas Cowboys
	7	177	Craig Ogletree, OLB	Cincinnati Bengals
	11	294	John Hudson, G	Philadelphia Eagles
	12	321	Reggie Slack, QB	Houston Oilers
1991	2	29	Ed King, T	Cleveland Browns
	2	52	Lamar Rogers, DE	Cincinnati Bengals
	3	75	Rob Selby, G	Philadelphia Eagles
	4	101	David Rocker, DT	Houston Oilers
	7	187	James Joseph, RB	Philadelphia Eagles
	10	273	Eric Ramsey, DB	Kansas City Chiefs
1992	2	43	Eddie Blake, G	Miami Dolphins
	5	129	Corey Barlow, CB	Philadelphia Eagles
	10	278	Bob Meeks, C/T	Denver Broncos
1993	5	115	Fred Baxter, TE	New York Jets
	5	119	James Willis, LB	Green Bay Packers
	5	132	Chris Gray, T	Miami Dolphins
1994	1	15	Wayne Gandy, T	Los Angeles Rams
	3	83	James Bostic, RB	Los Angeles Rams
	5	139	Anthony Redmon, G	Arizona Cardinals
1995	2	47	Frank Sanders, WR	Arizona Cardinals
	5	155	Mike Pelton, DT	Kansas City Chiefs
	5	159	Gary Walker, DT	Houston Oilers
1996	1	10	Willie Anderson, T	Cincinnati Bengals
	4	102	Stephen Davis, RB	Washington Redskins
	5	162	Dell, McGee, DB	Arizona Cardinals
1997	7	212	Mark Smith, DT	Arizona Cardinals
1998	1	13	Takeo Spikes, LB	Cincinnati Bengals
	1	27	Victor Riley, T	Kansas City Chiefs

	6	180	Fred Beasley, FB	San Francisco 49ers
	6	182	Kevin McLeod, FB	Jacksonville Jaguars
1999	3	82	Karsten Bailey, WR	Seattle Seahawks
	4	114	Brad Ware, S	Tennessee Oilers
2000	2	59	Marcus Washington, LB	Indianapolis Colts
	4	113	Leonardo Carson, DT	San Diego Chargers
	6	181	Quinton Reese, DE	Detroit Lions
	6	182	Jeno James, G	Carolina Panthers
2001	3	82	Heath Evans, FB	Seattle Seahawks
	4	100	Rudi Johnson, RB	Cincinnati Bengals
	7	209	Alex Lincoln, LB	San Francisco 49ers
2002	1	30	Kendall Simmons, OT	Pittsburgh Steelers
	2	46	Tim Carter, WR	New York Giants
	7	215	Mike Pucillo, G	Buffalo Bills



G Mike Pucillo

AFL/SUPPLEMENTAL/EXPANSION DRAFTS

Year	Rnd	Pick	Name, Pos.	Team
1960			Jackie Burkett, C	New York Titans [AFL]
			Teddy Foret, T/G	Denver Broncos [AFL]
			Lamar Rawson, HB	L.A. Chargers [AFL]
			Zeke Smith, G	New York Titans [AFL]
			Bobby Wasden, E	Houston Oilers [AFL]
1961	1	1	Ken Rice, T	Buffalo Bills [AFL]
	14	112	Billy Wilson, T	San Diego Chargers [AFL]
	18	144	Ed Dyas, FB	San Diego Chargers [AFL]
1961	Expansion		Dave Middleton, E	Minnesota (from Detroit)
1961	Expansion		Zeke Smith, LB	Minnesota (from Bal.)
1962	7	50	John McGeever, HB	Denver Broncos [AFL]
	16	128	George Gross, T	San Diego Chargers [AFL]
	25	194	Dave Edwards, E	Denver Broncos [AFL]
1964	3	21	George Rose, DB	Buffalo Bills [AFL]
	10	76	Howard Simpson, E	Buffalo Bills [AFL]
1965	12		Chuck Hurston, T	Buffalo Bills [AFL]
1966	2		Harold Fulford, WR	Miami [AFL Redshirt]
1966	Expansion		John McGeever, S	Miami (from Denver)
1966	Expansion		Ken Rice, G	Miami (from Oakland)
1966	Expansion		Howard Simpson, DT	Miami (from Buffalo)
1966	Expansion		Dick Wood, QB	Miami (from Oakland)
1967	Expansion		Jackie Burkett, LB	New Orleans (from Bal.)
1967	Expansion		Bill Cody, LB	New Orleans (from Det.)
1967	Expansion		George Rose, DB	New Orleans (from Min.)
1968	Expansion		Bobby Hunt, DB	Cincinnati (from K.C.)
1984	1	28	Chris Woods, WR	Los Angeles Raiders (from Edm. [CFL])
	2	39	Chuck Clanton, DB	Green Bay Packers (from B'ham [USFL])
2002	Expansion		Gary Walker, DL	Houston (from Jac.)

Auburn NFL Honors

2003 Auburn Football

AUBURN HALL OF FAME

1985: Frank Gatski, C

AUBURN DEFENSIVE MVP/PLAYER OF THE YEAR

1996: Kevin Greene, Carolina Panthers, LB (UP - NFC)

AUBURN ALL-PRO

1942: Chester Bulger, Chicago Cardinals, T - UPI (2)
 1945: Chester Bulger, Chicago Cardinals, T - PF (2)
 1951: Frank Gatski, Cleveland Browns, C - UP (1), NY (1)
 1952: Frank Gatski, Cleveland Browns, C - AP (1), UP (2), NY (1)
 1953: Frank Gatski, Cleveland Browns, C - AP (1), UP (1), NY (1)
 1954: Frank Gatski, Cleveland Browns, C - AP (2), UP (2), SN (2)
 1955: Frank Gatski, Cleveland Browns, C - AP (1), UP (1), NE (1), SN (1), NY (1)
 1960: Jim Phillips, Los Angeles Rams, E - AP (2), UPI (2), SN (1)
 1961: Jim Phillips, Los Angeles Rams, E - AP (1), UPI (1), NY (1), NE (2)
 1961: Billy Atkins, Buffalo Bills, S - All-AFL - UP (1), SN (1), NY (1), OL (2)
 1964: Bobby Hunt, Kansas City Chiefs, S - All-AFL - AP (2), NY (2)
 1966: Bobby Hunt, Kansas City Chiefs, S - All-AFL - AP (2), OL (2), NE (2)
 1971: Forrest Blue, San Francisco 49ers, C - AP (1), FW (1), PW (1)
 1972: Forrest Blue, San Francisco 49ers, C - AP (2), FW (1), PW (1), NE (2)
 1973: Forrest Blue, San Francisco 49ers, C - AP (1), FW (1), PW (1)
 1976: Tom Banks, Saint Louis Cardinals, C - AP (1), FW (1), NE (2)
 1977: Tom Banks, Saint Louis Cardinals, C - AP (2), NE (2)
 1981: William Andrews, Atlanta Falcons, RB - AP (2)
 1981: Joe Cribbs, Buffalo Bills, RB - NE (2)
 1982: William Andrews, Atlanta Falcons, RB - AP (2), NE (2)
 1983: William Andrews, Atlanta Falcons, RB - NE (1), SN (1)
 1989: Kevin Greene, Los Angeles Rams, LB - AP (2), NE (1), SN (1)
 1992: Steve Wallace, San Francisco 49ers, T - AP (2), FW (1)
 1994: Kevin Greene, Pittsburgh Steelers, LB - AP (1), FW (1)
 1996: Kevin Greene, Carolina Panthers, LB - AP (1), FW (1)
 1999: Stephen Davis, Washington Redskins, RB - AP (2)

Key: AP - Associated Press, UP - United Press International, PF - Pro Football Illustrated, NY - New York Daily News, SN - The Sporting News, NE - Newspaper Enterprise Association, OL - Official AFL Team, FW - Pro Football Writers of America, PW - Pro Football Weekly, (1) Indicates first team, (2) Indicates second team.

AUBURN IN THE SUPER BOWL

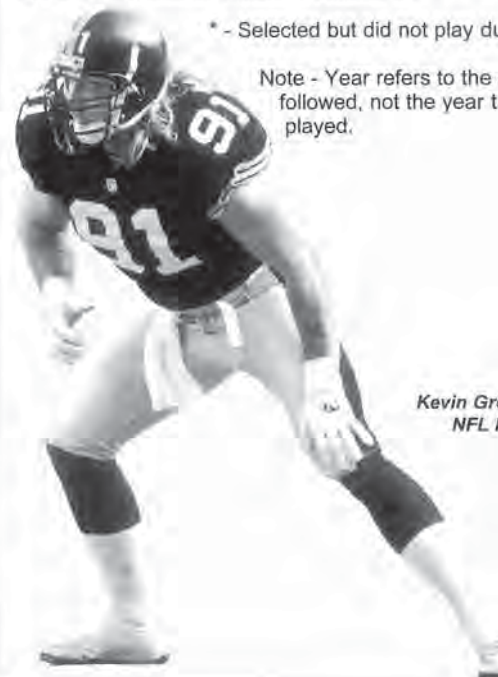
I: Dave Hill, OT, Bobby Hunt, DB, Chuck Hurston, DE, Wayne Frazier, C (Kansas City Chiefs)
 IV: Dave Hill, OT, Chuck Hurston, DE (Kansas City Chiefs)
 V: Dave Edwards, LB (Dallas Cowboys)
 VI: Dave Edwards, LB (Dallas Cowboys); Mike Kolen, LB (Miami Dolphins)
 VII: Mike Kolen, LB (Miami Dolphins)
 VIII: Mike Kolen, LB (Miami Dolphins)
 X: Dave Edwards, LB (Dallas Cowboys)
 XVI: Mike Fuller, S (Cincinnati Bengals)
 XVIII: Chester Willis, RB (Los Angeles Raiders)
 XX: Ben Thomas, DE (New England Patriots)
 XXII: Tim Jessie, RB (Washington Redskins)
 XXIII: James Brooks, RB (Cincinnati Bengals), Steve Wallace, OT (San Francisco 49ers)
 XXIV: Steve Wallace, OT (San Francisco 49ers); Chris Woods, WR (Denver Broncos)
 XXVI: Ron Middleton, TE (Washington Redskins)
 XXVII: Tommie Agee, FB, Alexander Wright, WR (Dallas Cowboys)
 XXVIII: Tommie Agee, FB (Dallas Cowboys)
 XXIX: Steve Wallace, OT (San Francisco 49ers)
 XXX: Kevin Greene, LB (Pittsburgh Steelers)
 XXXIV: Al Del Greco, PK (Tennessee Titans)
 XXXV: John Hudson, OL (Baltimore Ravens)
 XXXV: Jaret Holmes, K (New York Giants)

AUBURN IN THE PRO BOWL

1941: Jim Sivell, Brooklyn Dodgers, G
 1942: Rufus Deal, Washington Redskins, FB
 1955: Frank Gatski, Cleveland Browns, C
 1960: Jim Phillips, Los Angeles Rams, E
 1961: Bill Atkins, Buffalo Bills, DB
 Jim Phillips, Los Angeles Rams, E
 Ken Rice, Buffalo Bills, TE
 1962: Jim Phillips, Los Angeles Rams, E
 1964: Bobby Hunt, Kansas City Chiefs, DB
 1965: Tucker Frederickson, New York Giants, FB
 1971: Forrest Blue, San Francisco 49ers, C
 1972: Forrest Blue, San Francisco 49ers, C
 1973: Forrest Blue, San Francisco 49ers, C
 1974: Forrest Blue, San Francisco 49ers, C
 1975: Tom Banks, St. Louis Cardinals, C
 1976: Tom Banks, St. Louis Cardinals, C
 1977: Tom Banks, St. Louis Cardinals, C
 1978: Tom Banks, St. Louis Cardinals, C
 1980: William Andrews, Atlanta Falcons, RB
 Joe Cribbs, Buffalo Bills, RB
 1981: William Andrews, Atlanta Falcons, RB
 Joe Cribbs, Buffalo Bills, RB*
 1982: William Andrews, Atlanta Falcons, RB
 1983: William Andrews, Atlanta Falcons, RB
 Joe Cribbs, Buffalo Bills, RB
 1986: James Brooks, Cincinnati Bengals, RB
 1988: James Brooks, Cincinnati Bengals, RB
 1989: James Brooks, Cincinnati Bengals, RB
 Kevin Greene, Los Angeles Rams, LB
 Brent Fullwood, Green Bay Packers, RB
 1990: James Brooks, Cincinnati Bengals, RB
 Bo Jackson, Los Angeles Rams, RB*
 1992: Steve Wallace, San Francisco 49ers, OT
 1994: Kevin Greene, Pittsburgh Steelers, LB
 1995: Kevin Greene, Pittsburgh Steelers, LB
 1996: Kevin Greene, Carolina Panthers, LB
 1998: Kevin Greene, Carolina Panthers, LB
 1999: Stephen Davis, Washington Redskins, RB
 2000: Stephen Davis, Washington Redskins, RB
 2001: Gary Walker, Jacksonville Jaguars, DT
 2002: Gary Walker, Houston Texans, DT

* - Selected but did not play due to injury.

Note - Year refers to the season the Pro Bowl followed, not the year the game was played.



Kevin Greene played on five NFL Pro Bowl teams.

Auburn By NFL Team

2003 Auburn Football

ARIZONA CARDINALS

Draft Choices

Year	Rnd	Pick	Name, Pos.
1942	2	14	Lloyd Cheatam, B
1949	9	90	Hal Herring, C
1956	1	7	Joe Childress, B
	11	125	Fob James, B
1959	2	14	Jerry Wilson, E
	25	290	Jim Jeffrey, T
1961	1	8	Ken Rice, T
	3	31	Billy Wilson, T
1962	8	103	George Gross, T
1963	11	142	Jim Burson, B
1965	14	194	Mike Alford, C
1968	2	40	Freddie Hyatt, FL
1970	8	189	Tom Banks, C
1971	4	95	Larry Willingham, DB
1973	11	267	Dan Sanspree, DE
1983	8	211	Bob Harris, DB
1989	2	40	Walter Reeves, TE
1994	5	139	Anthony Redmon, G
1995	2	47	Frank Sanders, WR
1996	5	162	Dell McGee, DB
1997	7	191	Mark Smith, DL

All-Time Roster

Name, Pos.	Years
Mike Alford, C	1965 (St. Louis)
Tom Banks, C	1971-80 (St. Louis)
Chester Bulger, T	1942-43, '45-49 (Chicago)
Jimmy Burson, DB	1963-67 (St. Louis)
Lloyd Cheatam, QB	1942 (Chicago)
Joe Childress, RB	1956-60, '62-65 (Chicago, St. Louis)
Al Del Greco, K	1987-90 (St. Louis, Phoenix)
Lorenzo Diamond, TE	2003*
Eric Floyd, OL	1995
Vernon Gheranich, G	1943 (Chicago)
Bob Harris, LB	1983-83 (St. Louis)
Fred Hyatt, WR	1968-72 (St. Louis)
Chuckie Johnson, DT	1993 (Phoenix)
Dell McGee, DB	1998
Alton Moore, DE	2002-03*
Neil O'Donoghue, K	1980-85 (St. Louis)
Anthony Redmon, G	1994-97
Walter Reeves, TE	1989-93 (Phoenix)
Frank Sanders, WR	1995-02
Rob Selby, OL	1995-97
Mark Smith, DL	1997-00
Larry Willingham, DB	1971-72 (St. Louis)

ATLANTA FALCONS

Draft Choices

Year	Rnd	Pick	Name, Pos.
1967	14	346	Tom Bryan
1971	15	371	Wallace Clark, RB
1972	2	40	Pat Sullivan, QB
1979	3	79	William Andrews, RB
1981	8	219	Clifford Toney, DB
1984	8	206	Jeff Jackson, LB
1988	1	1	Aundray Bruce, DT

All-Time Roster

Name, Pos.	Years
William Andrews, RB	1979-83, 1986
Aundray Bruce, LB	1988-91
Jimmy Burson, DB	1968
Jeff Jackson, LB	1984-85
Secdrick McIntyre, RB	1977
Ron Middleton, TE	1986-87
Anthony Redmon, G	2000
Travaris Robinson, DB	2003*
Chris Shelling, DB	1997
Jimmy Sidle, TE/RB	1966
Pat Sullivan, QB	1972-75
Joe Szczecko, DT	1966-68
Ben Thomas, DE	1989
Ed West, TE	1997

BALTIMORE RAVENS

All-Time Roster

Name, Pos.	Years
John Hudson, OL	2000
Harold Morrow, RB	2003*
Frank Sanders, WR	2003*

BUFFALO BILLS

Draft Choices

Year	Rnd	Pick	Name, Pos.
1968	11	281	Dick Plagge, RB
1970	8	186	Richard Cheek, OT
1971	9	213	Bob Strickland, LB
1977	5	127	Neil O'Donoghue, K
1979	6	141	Mike Burrow, G
1980	2	29	Joe Cribbs, RB
1981	2	50	Byron Franklin, WR
2002	7	215	Mike Pucillo, OL

All-Time Roster

Name, Pos.	Years
Billy Atkins, DB	1960-61, 63
Richard Cheek, G	1970
Joe Cribbs, RB	1980-83, '85
Byron Franklin, WR	1981, '83-84
Wayne Frazier, C	1967
Chuck Hurston, DE	1971
Neil O'Donoghue, K	1977
Mike Pucillo, OL	2002-03*
Ken Rice, G	1961, '63
Takeo Spikes, LB	2003*

CAROLINA PANTHERS

Draft Choices

Year	Rnd	Pick	Name, Pos.
2000	6	182	Jeno James, OL

All-Time Roster

Name, Pos.	Years
Dameyune Craig, QB	1998-01
Stephen Davis, RB	2003*
Kevin Greene, LB	1996, '98-99
Jeno James, OL	2000-03*
Tavarreus Pounds, LB	2002
Anthony Redmon, G	1998-99
Lawyer Tillman, WR/TE	1995
Gerald Williams, DE	1995-97

CHICAGO BEARS

Draft Choices

Year	Rnd	Pick	Name, Pos.
1946	10	84	Bill Harris, C
1956	2	22	M.L. Brackett, T
	20	239	Charley Maxime, G
1961	16	216	Wayne Frazier, C
1965	7	90	Mickey Sutton, B
1987	11	305	Tim Jessie, RB

All-Time Roster

Name, Pos.	Years
Fred Baxter, TE	2001-02
M.L. Brackett, G	1956-57
Chris Gray, OL	1997
Jaret Holmes, PK	1999
Robert Johnson, TE	2003*
Jon Kilgore, P	1968

Auburn By NFL Team

2003 Auburn Football

CINCINNATI BENGALS

Draft Choices			
Year	Rnd	Pick	Name, Pos.
1973	16	405	Harry Unger, RB
1990	7	177	Craig Ogletree, LB
1991	2	52	Lamar Rogers, DE
1996	1	10	Willie Anderson, OT
1997	1	13	Takeo Spikes, LB
2001	4	100	Rudi Johnson, RB

All-Time Roster

Name, Pos.	Years
Willie Anderson, T	1996-03*
Thomas Bailey, WR	1995
James Brooks, RB	1984-91
Mike Fuller, S	1981-82
Bobby Hunt, DB	1968-69
James Joseph	1995
Rudi Johnson, RB	2001-03*
Craig Ogletree, LB	1990
Lamar Rogers, DE	1991-92
Chris Shelling, DB	1995-96
Takeo Spikes, LB	1998-02

CLEVELAND BROWNS

Draft Choices			
Year	Rnd	Pick	Name, Pos.
1955	3	37	Bobby Freeman, B
		7	Jack Locklear, C
1957	13	150	Jerry Sansom, E
1966	5	78	Dan Fulford, E
1989	2	31	Lawyer Tillman, WR
1991	2	29	Ed King, G

All-Time Roster

Name, Pos.	Years
Beafort Clayton, WR	1987
James Brooks, RB	1992
Bobby Freeman, B	1967-58
Brent Fullwood, RB	1990
Frank Gatski, C	1950-56
Hal Herring, LB	1950-52
Ed King, G	1991-93
Ron Middleton, TE	1989
Walter Reeves, TE	1994-95
Mark Smith, DL	2001-02
Ryan Taylor, LB	2000
Lawyer Tillman, WR/TE	1989, '92-93

DALLAS COWBOYS

Draft Choices			
Year	Rnd	Pick	Name, Pos.
1963	3	34	Jim Price, LB
1965	4	47	Jimmy Sidle, HB
1968	15	402	Tony Lunceford, K
1982	8	216	George Peoples, RB
1984	11	304	Dowe Aughtman, DT

All-Time Roster

Name, Pos.	Years
Tommie Agee, FB	1990-94
Dowe Aughtman, OL	1984
Jackie Burkett, LB	1968-69
Dave Edwards, LB	1963-75
George Peoples, RB	1982
Curtis Stewart, RB	1989
Alexander Wright, WR	1990-92

DENVER BRONCOS

Draft Choices			
Year	Rnd	Pick	Name, Pos.
1969	7	165	Al Griffin, TE
1982	9	243	Keith Uecker, OT
1992	10	278	Bob Meeks, C

All-Time Roster

Name, Pos.	Years
Billy Atkins, DB	1964
John McGeever, DB	1962-65
Bob Meeks, C	1993
Jim Price, LB	1964
Keith Uecker, OT	1982-83
Dick Wood, QB	1962
Chris Woods, WR	1989

DETROIT LIONS

Draft Choices			
Year	Rnd	Pick	Name, Pos.
1940	21	191	Malvem Morgan, C
1946	6	47	Joe Eddins, G
	14	127	Ty Irby, B
1955	1	12	Dave Middleton, B
	15	180	George Atkins, G
1958	18	212	Bill Austin, C
	25	301	Jim Cook, B
1966	5	67	Bill Cody, LB
	10	148	Bruce Yates, T
1971	9	229	Mickey Zofko, RB
1985	10	255	Clayton Beauford, WR
2000	6	181	Quinton Reese, DL

All-Time Roster

Name, Pos.	Years
Mike Alford, C	1966
George Atkins, G	1955
Chester Bulger, T	1950
Ted Cremer, E	1946-48
Bill Cody, LB	1966
Frank Gatski, C	1957
Reese McCall, TE	1983-85
Dave Middleton, E	1955-60
Mickey Zofko, RB	1971-74

GREEN BAY PACKERS

Draft Choices			
Year	Rnd	Pick	Name, Pos.
1953	22	259	Bill Tumbaugh, T
1955	10	113	George Rogers, T
1957	19	220	Ernie Danjean, G
1965	15	206	Chuck Hurston, T
1984	3	72	Donnie Humphrey, DT
1987	1	4	Brent Fullwood, RB
1988	12	312	Scott Bolton, WR
1993	5	119	James Willis, LB

All-Time Roster

Name, Pos.	Years
Karsten Bailey, WR	2002-03
David Beverly, P	1975-80
Scott Bolton, WR	1988
Chuck Clanton, DB	1985
Ted Cremer, E	1948
Ernie Danjean, G	1957
Al Del Greco, K	1984-87
Bobby Freeman, B	1959
Brent Fullwood, RB	1987-90
Tyrone Goodson, WR	1999
Nate Hill, DE	1988
Donnie Humphrey, DE	1984-86
David King, DB	1987
Ben Thomas, DE	1986
Keith Uecker, OT	1984-85, '87-88, '90-91
Ed West, TE	1984-94
Gerald Williams, DE	1997
James Willis, LB	1993-94

Auburn By NFL Team

2003 Auburn Football

HOUSTON TEXANS

All-Time Roster

Name, Pos.	Years
Gary Walker, DL	2002-03*

INDIANAPOLIS COLTS

Draft Choices

Year	Rnd	Pick	Name, Pos.
1950	19	236	Bill Waddall, B
	28	353	John Adcock, T
1959	1	12	Jackie Burkett, C
	4	48	Zeke Smith, G
	12	144	Dick Wood, QB
	15	180	Ted Foret, T
1961	5	62	Ed Dyas, B
1966	9	140	Jerry Gross, HB
1978	1	25	Reese McCall, TE
2000	2	59	Marcus Washington, LB

All-Time Roster

Name, Pos.	Years
Forrest Blue, C	1975-78 (Baltimore)
Dante Booker, DT	2003*
Jackie Burkett, LB	1961-66 (Baltimore)
Joe Cribbs, RB	1988
Lee Gross, C	1979 (Baltimore)
Reese McCall, TE	1978-82 (Baltimore)
Zeke Smith, LB/G	1960 (Baltimore)
Marcus Washington, LB	2000-03*

JACKSONVILLE JAGUARS

Draft Choices

Year	Rnd	Pick	Name, Pos.
1998	6	182	Kevin McLeod, FB

All-Time Roster

Name, Pos.	Years
Damon Duval, P	2003*
Jaret Holmes, PK	2001
Javor Mills, DE	2002-03*
Gary Walker, DE	1999-01

KANSAS CITY CHIEFS

Draft Choices

Year	Rnd	Pick	Name, Pos.
1967	11	286	Bill Braswell, G
1974	17	431	David Langer, DB
1986	8	196	Lewis Colbert, P
1988	3	59	Kevin Porter, DB
1991	10	273	Eric Ramsey, DB
1995	5	155	Mike Pelton, DT
1997	1	27	Victor Riley, OT

All-Time Roster

Name, Pos.	Years
Tommie Agee, FB	1989
Lewis Colbert, P	1986-87
Bob Harris, LB	1987
Dave Hill, OT	1963-74
Bobby Hunt, DB	1963-67
Chuck Hurston, DE	1965-70
Wayne Frazier, C	1966-67
Chris Martin, LB	1988-92
Kevin Porter, S	1988-92
Victor Riley, OT	1998-01
Tony Richardson, RB	1995-03*
Steve Wallace, OT	1997

MIAMI DOLPHINS

Draft Choices

Year	Rnd	Pick	Name, Pos.
1970	6	132	Dave Campbell, DE
	12	289	Mike Kolen, LB
1992	2	43	Eddie Blake, DT
1993	5	132	Chris Gray, G

All-Time Roster

Name, Pos.	Years
Robert Baker, WR	1999-03*
Joe Cribbs, RB	1988
Ronney Daniels, WR	2002
Chris Gray, G	1993-96
Anthony Harris, LB	1996-99
Nate Hill, DE	1988
Calvin Jackson, DB	1994-99
Mike Kolen, LB	1970-77
John McGeever, DB	1966
Ken Rice, G	1966-67
Jack Thornton, LB	1966
Dick Wood, QB	1966

MINNESOTA VIKINGS

Draft Choices

Year	Rnd	Pick	Name, Pos.
1963	20	268	Mallon Kent, B
1964	3	34	George Rose, HB
1972	17	440	Dick Schmaltz, WR
1986	1	14	Gerald Robinson, DE

All-Time Roster

Name, Pos.	Years
Robert Goff, DT	1996
Chris Martin, LB	1984-88
Dave Middleton, E	1961
Harold Morrow, RB	1996-2002
Jim Phillips, E	1965-67
Gerald Robinson, DE	1986-87
George Rose, DB	1964-66
Howard Simpson, OT	1964
Horrace Willis, WR	2003*

NEW ENGLAND PATRIOTS

Draft Choices

Year	Rnd	Pick	Name, Pos.
1967	14	361	Bobby Beard, DB
1975	14	353	Thomas Gossom, WR
1985	2	56	Ben Thomas, DE

All-Time Roster

Name, Pos.	Years
Fred Baxter, TE	2002-03
Ronney Daniels, WR	2001
Edmund Nelson, DE	1988
George Peoples, RB	1983
Ben Thomas, DE	1985-86

NEW ORLEANS SAINTS

Draft Choices

Year	Rnd	Pick	Name, Pos.
1973	11	262	James Owens, RB
1975	2	32	Lee Gross, C
1981	3	57	Frank Warren, NT

All-Time Roster

Name, Pos.	Years
Jackie Burkett, LB	1967, 1970
Bill Cody, LB	1967-70
Wayne Gandy, OT	2003*
Robert Goff, DT	1990-95
Lee Gross, C	1975-77
Fred Hyatt, WR	1973
Ed King, G	1995-97
Chris Martin, LB	1983
Victor Riley, OT	2002-03*
George Rose, DB	1967
Frank Warren, NT	1981-89, 1991-94
Willie Whitehead, DE	1999-03*

Auburn By NFL Team

2003 Auburn Football

NEW YORK GIANTS

Draft Choices

Year	Rnd	Pick	Name, Pos.
1943	6	46	Jim Reynolds, B
1950	1	7	Travis Tidwell, B
1951	19	230	Billy Conn, B
1958	22	262	Cleve Wester, T
1963	5	62	Dave Hill, T
1965	1	1	Tucker Frederickson, B
1984	10	255	David Jordan, G
2002	2	46	Tim Carter, WR

All-Time Roster

Name, Pos.	Years
M.L. Brackett, G	1958
Tim Carter, WR	2002-03*
Tucker Frederickson, FB	1965 '67-71
Andy Gross, G	1967-68
Max Harrison, E	1940
Jaret Holmes, PK	2000
David Jordan, G	1984-85
Jim Sivell, G	1944-45
Zeke Smith, G	1961
Travis Tidwell, QB	1950-51
Stan White, QB	1994-97
Mickey Zofko, FB	1974

NEW YORK JETS

Draft Choices

Year	Rnd	Pick	Name, Pos.
1977	12	312	Phil Gargis, RB/DB
1989	4	98	Ron Stallworth, DE
1993	5	115	Fred Baxter, TE

All-Time Roster

Name, Pos.	Years
Billy Atkins, DB	1962-63 (New York Titans, New York Jets)
Fred Baxter, TE	1993-2000
Mark Brown, LB	2003*
Ken Bernich, LB	1975
Frank D'Agostino, G	1960
John Hudson, C	1996-99
Kevin Porter, S	1992
Jim Price, LB	1963
Ron Stallworth, DE	1989-90
Dick Wood, QB	1963-64

OAKLAND RAIDERS

Draft Choices

Year	Rnd	Pick	Name, Pos.
1970	14	362	John Riley, K/P
1981	11	304	Chester-Willis, RB
1987	7	183	Bo Jackson, RB
1988	9	227	Reggie Ware, RB

All-Time Roster

Name, Pos.	Years
Aundray Bruce, LB	1992-98 (Los Angeles, Oakland)
Bo Jackson, RB	1987-90 (Los Angeles)
Ken Rice, G	1964-65
Ryan Taylor, LB	2000
Chester Willis, RB	1981-84 (Los Angeles, Oakland)
Dick Wood, QB	1965
Chris Woods, WR	1987-88 (Los Angeles)
Alexander Wright, WR	1992-94 (Los Angeles)

PHILADELPHIA EAGLES

Draft Choices

Year	Rnd	Pick	Name, Pos.
1937	4	31	Walter Gilbert, B
1943	3	17	Monk Gafford, B
1956	2	16	Frank D'Agostino, T
1958	27	316	Hindman Wall, E
1959	16	182	Ken Paduch, T
	28	326	Leo Sexton, E
1961	16	224	G.W. Clapp, G
1962	6	83	John McGeever, HB
1987	3	65	Ben Tamburello, C
1991	3	76	Rob Selby, G/T
	7	188	James Joseph, RB
1992	5	129	Corey Barlow, DB

All-Time Roster

Name, Pos.	Years
Corey Barlow, CB	1993
James Bostic, RB	1996-99
Bill Cody, LB	1972
Frank D'Agostino, G	1956
Eric Floyd, OL	1992-93
Bobby Freeman, B	1960-61
Roderick Hood, DB	2003*
John Hudson, G	1991-95
James Joseph, RB	1991-94
Herbert Roton, E	1937
Rob Selby, OL	1991-94
Ben Tamburello, C/G	1987-90
Ed West, TE	1995-96
Tex Williams, G	1942
James Willis, LB	1995-98
Jerry Wilson, E	1959-60

PITTSBURGH STEELERS

Draft Choices

Year	Rnd	Pick	Name, Pos.
1945	23	231	Everett Hartwell, E
1949	16	156	Denvard Snell, T
1953	20	234	Will Lee Hayley, E
1962	13	173	Dave Woodward, T
1982	7	172	Edmund Nelson, DT
1986	2	36	Gerald Williams, DE
2002	1	30	Kendall Simmons, OL

All-Time Roster

Name, Pos.	Years
Chester Bulger, T	1944
Gregg Carr, LB	1985-88
Wayne Gandy, OT	1999-02
Kevin Greene, LB	1993-95
Edmund Nelson, DE	1982-87
Kendall Simmons, OL	2002-03*
Ricky Sutton, DL	1993
Ben Thomas, DE	1988
Gerald Williams, DE	1986-94

St. LOUIS RAMS

Draft Choices

Year	Rnd	Pick	Name, Pos.
1944	17	187	Aubrey Clayton, B
	23	240	Jim Pharr, C
1958	1	5	Jim "Red" Phillips, E
1969	10	255	Jerry Gordon, T
1975	3	67	Dan Nugent, TE
1985	5	113	Kevin Greene, LB
1994	1	15	Wayne Gandy, T
	3	83	James Bostic, RB

All-Time Roster

Name, Pos.	Years
Wayne Gandy, OT	1994-98 (Los Angeles, St. Louis)
Kevin Greene, LB	1985-92 (Los Angeles)
Jon Kilgore, P	1965-67 (Los Angeles)
Chris Martin, LB	1993-94 (Los Angeles)
Ron Middleton, TE	1994 (Los Angeles)
Jim Phillips, E	1958-64 (Los Angeles)
Gerald Robinson, DE	1991-94 (Los Angeles)
David Rocker, DT	1991-94 (Los Angeles)
Brian Smith, LB	1989-90 (Los Angeles)
Ben Thomas, DE	1991 (Los Angeles)
Alexander Wright, WR	1995-96

Auburn By NFL Team

2003 Auburn Football

SAN DIEGO CHARGERS

Draft Choices

Year	Rnd	Pick	Name, Pos.
1975	3	73	Mike Fuller, DB
	4	101	Ken Bernich, LB
1981	1	24	James Brooks, RB
1984	5	118	Lionel James, RB
1985	10	264	David King, DB
2000	4	113	Leonardo Carson, DL

All-Time Roster

Name, Pos.	Years
James Brooks, RB	1981-83
Leonardo Carson, DT	2000-03*
Lewis Colbert, P	1989
Eric Floyd, OL	1990-91
Wayne Frazier, C	1962
Mike Fuller, S	1975-80
George Gross, DT	1963-67
Jeff Jackson, LB	1987-88
Lionel James, RB	1984-88
David King, DB	1985
Ron Middleton, TE	1995
Walter Reeves, TE	1996
Gerald Robinson, DE	1989-90
Dick Wood, QB	1962

SAN FRANCISCO 49ERS

Draft Choices

Year	Rnd	Pick	Name, Pos.
1955	16	189	Jim Hall, E
1956	20	232	Bob Scarborough, C
1958	3	33	Bob Hoppe, B
	5	59	Billy Atkins, B
1960	9	107	Bobby Wasden, E
1964	19	253	Larry Rawson, B
1968	1	15	Forrest Blue, C
1971	6	153	Alvin Bresler, WR
1972	1	19	Terry Beasley, WR
1986	4	101	Steve Wallace, T
	10	270	Harold Hallman, LB
1997	6	180	Fred Beasley, FB
2001	7	209	Alex Lincoln, LB

All-Time Roster

Name, Pos.	Years
Billy Atkins, DB	1958-59
Fred Beasley, RB	1998-03
Forrest Blue, C	1968-74
Joe Cribbs, RB	1986-87
Kevin Greene, LB	1997
Jon Kilgore, P	1969
Alex Lincoln, LB	2001-02
Ben Nowland, C	2003*
Steve Wallace, OT	1986-96
Jerry Wilson, E	1960

SEATTLE SEAHAWKS

Draft Choices

Year	Rnd	Pick	Name, Pos.
1987	5th	119	Tommie Agee, FB
2001	3rd	82	Heath Evans, FB

All-Time Roster

Name, Pos.	Years
Tommie Agee, FB	1988
Karsten Bailey, WR	1999-01
Heath Evans, FB	2001-03*
Byron Franklin, WR	1985-87
Chris Gray, OT	1998-02
James Willis, LB	1999

TAMPA BAY BUCCANEERS

Draft Choices

Year	Rnd	Pick	Name, Pos.
1986	1	1	Bo Jackson, RB
1988	4	83	Robert Goff, DT

All-Time Roster

Name, Pos.	Years
James Brooks, RB	1992
DeMarcus Curry, T	2000-01
Robert Goff, DT	1988-89
David Jordan, G	1987
Kendall Mack, OT	2000-01
Kevin McLeod, RB	1999
Alvin Mitchell, FB	1989
Neil O'Donoghue, K	1978-79
Jeff Parks, TE	1988
George Peoples, RB	1984-85
Benji Roland, DE	1990

TENNESSEE TITANS

Draft Choices

Year	Rnd	Pick	Name, Pos.
1974	11	261	Steve Taylor, C
1981	11	297	Claude Mathews, G
1984	2	29	Doug Smith, DE
1986	5	114	Jeff Parks, TE
1988	6	157	Kurt Crain, LB
1995	5	159	Gary Walker, DE

All-Time Roster

Name, Pos.	Years
David Beverly, P	1974 (Houston Oilers)
Al Del Greco, K	1991-00 (Hou. Oilers, Tenn. Oilers, Tenn. Titans)
Wayne Frazier, C	1965 (Houston Oilers)
Jeff Parks, TE	1986-87 (Houston Oilers)
Reggie Slack, QB	1990-91 (Houston Oilers)
Doug Smith, DT	1985-92 (Houston Oilers)
Mickey Sutton, S	1966 (Houston Oilers)
Gary Walker, DE	1995-98 (Hou. Oilers, Tenn. Oilers, Tenn. Titans)
Brad Ware, DB	1999

WASHINGTON REDSKINS


Draft Choices

Year	Rnd	Pick	Name, Pos.
1939	6	68	Bo Russell, T
1942	2	21	Rufus Deal, B
1945	9	84	Curtis Kuykendall, B
	17	193	Jim Bradshaw, C
1956	18	213	Jim Pyburn, E
1958	10	114	Ben Preston, T
1959	19	220	Bobby Lauder, B
1963	20	274	Joe Baughan, T
1996	4	102	Stephen Davis, RB

All-Time Roster

Name, Pos.	Years
Bull Cochran	1949
Stephen Davis, RB	1996-02
Rufus Deal, B	1942
Bobby Freeman, B	1962
Tyrone Goodson, WR	2000
Fred Hyatt, WR	1973
Tim Jessie, RB	1987
Ron Middleton, TE	1988, '90-93
Dan Nugent, OG	1976-78, '80
Tracy Rucker, DT	1989-90
Bo Russell, T	1939-40

*On roster as of June 1, 2003



Auburn University

Auburn University	320-321
Dr. William F. Walker	322
David Housel	323
Athletic Dept. Personnel	324-330
Fight Song, Creed, Alma Mater	331
Auburn Network	332-333
Mission Statement/NCAA	334
Tigerettes/Tiger Hosts	335
City of Auburn	336

Auburn University

2003 Auburn Football

HISTORY

Auburn University has a proud and dynamic 147-year history.

The institution was chartered on February 1, 1856 as the East Alabama Male College, a private liberal arts school established by Alabama Methodists to foster Christian education.

A single four-story building was completed at a cost of \$111,000 in 1859 with 80 students enrolled and a faculty of five. Five male students were graduated in the first commencement held. When Alabama seceded from the Union, faculty and students resigned to enlist for the duration of the Civil War. Among those joining was William J. Samford, later Governor of Alabama.

The college building, then named Old Main, was used as a Confederate hospital from 1864 until classes resumed in 1866. When fire destroyed Old Main in 1887, it was replaced on the same site in 1888 by Samford Hall, named after Gov. Samford. Today Samford Hall serves as the University's administrative headquarters. The college struggled in the shattered Southern economy during the years after the Civil War. It was a ruined economy and those that pledged large sums to the college went bankrupt and could not meet their pledges. The Methodist Church granted the institution to the state in 1872 for use as a land-grant university under the Morrill Act, signed by President Lincoln in 1862. The institution then became the Agricultural and Mechanical College of Alabama, changing from the private liberal arts school to a state-supported college with an emphasis on the new scientific and agricultural programs.

Continuous expansion followed. In 1899, the Alabama Legislature decided a new name was needed to reflect the expanded role of the institution. The college's name was changed to the Alabama Polytechnic Institute.

From the beginning, however, virtually everyone connected with the university ignored official names, preferring always the name selected for the town, founded in 1836, where the institution was located—Auburn. Elizabeth Harper, the daughter-in-law of the settlement's founder, was inspired by a line from Oliver Goldsmith's poem, "The Deserted Village," which reads, "Sweet Auburn, loveliest village of the plain." Would the history of this institution have been the same had it been named Geneva as once was proposed for naming the town? The story goes that straws were drawn for naming the town Geneva or Auburn. Auburn won out.

As Charles C. Thach, the university's sixth president said, "The Alabama Polytechnic Institute, a high sounding phrase, is fit for legal document; and grave legislation, but not to conjure with and not to yell and not to dream with as is "Fair Auburn." The Legislature agreed, and in 1960 Alabama Polytechnic Institute became Auburn University. Women students were first admitted to Auburn in 1892, making Auburn the oldest four-year coeducational school in Alabama and the second oldest in the Southeast.

Auburn's greatest growth and development came after World War II. From a campus of 35 buildings in 1946, the university's multi-million dollar physical complex has grown to approximately 375 buildings on 1,840 acres. The Alabama Agricultural Experiment Station conducts crop, animal and soil experimentation statewide, and Extension agents are stationed in all 67 Alabama counties. Main campus enrollment is 23,276, with about 1,250 faculty.

AUBURN TODAY

Twelve schools and colleges advance the University's outstanding programs of teaching, research and service. The current colleges and schools and the dates of this original inception are: College of Agriculture, 1872; College of Architecture Design and Construction, 1907; College of Business, 1967; College of Education, 1915; Samuel Ginn College of Engineering, 1872; School of Forestry and Wildlife Sciences, 1984; College of Human Sciences, 1916; College of Liberal Arts, 1986; School of Nursing, 1979; James Harrison School of Pharmacy, 1885; College of Sciences and Mathematics, 1986; College of Veterinary Medicine, 1907; Graduate School, 1872. In 1986, a university reorganization created the College of



Liberal Arts and the College of Sciences and Mathematics from the former school of Arts and Sciences (1872), as well as portions of the School of Agriculture and Biological Sciences and the School of Architecture and Fine Arts (both subsequently renamed).

AU's College of Engineering took a major leap forward in 2001 when an alumnus decided his alma mater should take the national lead in the teaching of wireless communication and related engineering research and teaching. Samuel L. Ginn, a pioneer in wireless communication, backed up his vision with a \$25 million gift to the college and announced plans to spearhead an additional \$150 million in support.

Auburn has been home to an excellent honors program since 1979, which was established as the first Honors College among Alabama's colleges and universities. The college has proven to be one of Alabama's major inducements to the brightest students who are interested in Auburn.

NATIONAL RANKINGS

U.S. News & World Report magazine has ranked Auburn University 43rd among the nation's top public universities in its annual rankings for 2002-2003. AU moved up one spot from its ranking a year ago. Auburn again was the highest ranked Alabama university listed among the magazine's overall top public universities. It is the 10th consecutive year that AU has been ranked by *U.S. News & World Report*. Princeton University was ranked No. 1 nationally. Meanwhile, engineering programs in AU's Samuel Ginn College of Engineering were ranked No. 35 nationally among the nation's public universities. Among Southeastern Conference-member public universities, only the University of Florida ranked ahead of Auburn in engineering. No other engineering schools from Alabama were included in the rankings.

A national survey ranks AU's School of Architecture in a tie for 10th in the U.S. with its counterparts at Columbia and Rice universities as one of the "Best Architecture Schools for 2003." The survey also ranks the School of Architecture's Interior Architecture Program as the 13th best program in the country for interiors education. The survey was conducted during the summer and early fall by DesignIntelligence and the Design Futures Council, in conjunction with *The Almanac of Architecture & Design*. The survey team polled more than 300 leading interior design and architecture firms throughout the nation.

Auburn University

2003 Auburn Football

AUBURN PEOPLE

Auburn faculty and alumni are world-class achievers in practically every arena. Here are just a few examples:

- Auburn has graduated six astronauts: Henry "Hank" Hartsfield ('54), T.K. Mattingly ('58), Kathryn Thornton ('70), Jan Davis ('77), Jim Voss ('72), and the late Clifton Williams ('54).
- Vincent "Bo" Jackson, a two-sport professional star who won the Heisman Trophy in 1985, received his bachelor of sciences degree in family and child development from Auburn in 1982.
- Fob James ('57), as an Auburn student-athlete earned all-America honors as a running back for the Tigers. In addition to an extremely successful career in industry, including founding DP Industries, he was twice elected governor of Alabama.
- Timothy D. Cook, senior v.p. of world wide operations for Apple Computer, Inc., of Cupertino, Calif., is responsible for leading Apple's global operations organization.
- Don Logan ('66) is president and CEO of Time, Inc.
- Carl Mundy ('57) retired after serving as Commandant of the Marine Corps. More than 100 AU graduates have served as admirals or generals in the U.S. armed forces.
- Rowdy Gaines ('82) is an Olympic gold medalist, world record holder and television sports commentator.
- Elmer Harris ('62) retired this year as chairman and CEO of Alabama Power Company.

STUDENTS

- Auburn enrolled 3,736 new freshmen in 1998-99, eclipsed that record in 1999-2000 with 3,760 and shattered that record in 2000-01 with 3,864. Currently, Auburn boasts the largest freshman class in the school's history—4,182 students decided to become Auburn Tigers for the 2002-2003 school year.
- Since 1860, AU has awarded 196,446 degrees. The total number of degrees awarded in 2002-03 was 4,675 (4,686 in 2002-03).
- Minority enrollment students has remained right at at 10% (10.1) for total enrollment (up from 9.9 last year).
- Auburn University enrolled a record 42 National Merit Scholars in the fall of 2000.

THE CAMPUS/CITY

Auburn's beautiful main campus – graced by greenery and open spaces and highlighted by historic Samford Park – is made up of 200 buildings spread across 1,875 acres bordered on two sides by farms and woodlands. Buildings in the main campus area are within walking distance of each other. Residence halls are only a short walk from classrooms, dining and athletic facilities. Auburn is located in the Southeastern United States in east-central Alabama – about 30 miles from the Georgia border.

One of the state's fastest growing cities, Auburn has a population of about 45,000. An adjacent twin-city, Opelika, has a population of about 30,000. Atlanta, Ga. is only 100 miles to the northeast via Interstate 85; Birmingham is 100 miles to the north via U.S. 280 or I-85/65; Montgomery is 50 miles to the east via I-85; and the Gulf beaches are about 200 miles away.

The university enjoys the advantages of security, seclusion and clean air and water. Auburn is a clean city with a mild climate that offers many cultural opportunities.

Did You Know?

- *U.S. News & World Report* magazine has ranked Auburn University 43rd among the nation's top public universities in its annual rankings for 2002-2003.
- Auburn University's College of Business for the first time has cracked the top 50 overall among the nation's business schools public and private – as evaluated by *U.S. News & World Report*.
- Auburn University's freshman class last fall was not only the largest in the university's history, it was also one of the smartest, according to new data. The 4,153 new freshmen for 2002-03 had a combined average of 23.8 on their ACT college entrance exams and a combined high school grade point average of 3.4. The high school GPA broke the previous record, set in 2001, of 3.34, and the ACT average was second only to the 23.9 ACT average of the freshman class of 1997.
- AU students earned an overall third-place ranking in the U.S. Department of Energy's Solar Decathlon, a first-of-its-kind competition to design, build and operate a home entirely on solar energy. They also earned top honors in several categories, including first place in the Energy Balance competition, ending the contest with as much energy as they started, and The BP award for Performance - Setting Global Standards.
- Auburn University improved its ranking to 13th nationally among colleges and universities in graduating African-Americans with bachelor's degrees in engineering, according to a new survey by *Black Issues in Higher Education*. A year ago, AU was ranked 16th in its first appearance in the top 20.
- Auburn University's spring 2002 graduating class was the largest in the school's 145-year history. Auburn awarded 2,361 academic degrees at the culmination of spring semester, breaking the old record of 2,240 set in spring 2000. Because of the size of the class, AU was forced to have two separate ceremonies May 12 to accommodate the 22,000 who attended, a record for single-event attendance at Auburn's Beard-Eaves-Memorial Coliseum.



Auburn Administration

2003 Auburn Football



DR. WILLIAM F. WALKER President

Since being appointed president of Auburn University on June 3, 2002, William F. Walker has set about to rejuvenate the "Auburn Spirit"

by improving communications with students, faculty, staff, alumni, and the Board of Trustees.

Despite the economic shockwaves being felt by higher education across the nation, Auburn has remained on firm ground financially through prudent and innovative management guided by Walker.

Understanding that there are major financial obstacles in the future that will likely be caused by declining state support, one of Walker's first acts as president was to establish a campus commission to shape Auburn's future.

The president's charge to the commission was to determine what kind of university Auburn wanted to be in the future, how it would reach its goals and how it would finance that vision.

For that reason, Walker sought and won approval from the Board of Trustees for the early phase of a record \$500 million university fund raising campaign.

Walker has also become a leading figure in the campaign for statewide tax and constitutional reform that would benefit education at all levels in Alabama. And he advocates the position that Alabama's research universities should be economic generators for the state.

Walker is committed to a campus environment marked by mutual respect and hospitality, where students, faculty and staff strive to acknowledge each other's contributions and benefit from America's ever growing diversity.

Walker's ascension to the AU presidency actually had its roots in 1988 when he and his wife, Myrna, decided to leave prestigious and private Rice University in the big city environment of Houston for a land grant university in a small Alabama town.

William F. Walker, 65, came to Auburn as dean of the College of Engineering, and 11 years later was promoted to provost. He was named interim president on Feb. 12, 2001, and elevated to president by

unanimous vote of the AU Board of Trustees on June 3, 2002.

Born Dec. 1, 1937, in Sherman, Texas, Walker's family lived in several North Texas towns before settling in Arlington, Texas, where his father was an office manager for Lone Star Gas Co., and his mother, a graduate of North Texas State University and Texas Women's University, was a school teacher.

Walker decided after high school to pursue his interest in engineering at the University of Texas at Austin, where he earned his bachelor's and master's degrees in aerospace engineering.

After graduation, he went to work in Dallas as an engineer for an aircraft company, working on the design of the heat shields for re-entry vehicles in the space program.

He then went on to earn his Ph.D. in mechanical engineering from Oklahoma State University. From there, he joined the faculty at Rice, which he describes as "one of the most fortunate things that ever happened to me."

At the Houston school, Walker conducted research on computational fluid dynamics which was what happens when a missile encounters a nuclear blast. But he was forced to change his research in 1972 literally because of a lack of computer power. So he moved into the area of biomedical research, working at the Baylor College of Medicine's Texas Medical Center with famed heart surgeon Michael DeBakey.

Walker concentrated in the area of the design and manufacture of the pump and power for artificial hearts, which were in vogue in the 1970s.

Although leaving friends and community behind at Rice was "really hard," Walker says the move to Auburn "was probably one of the best decisions I've ever made."

"Auburn is a good institution," he says. "It's far better than people here realize and people around the country recognize."

"I'm a great believer in the total being greater than the sum of the parts. If we begin to get that kind of teamwork, people feeding off one another's energies, the organization will begin to function well. My philosophy of management is you surround yourself with good people then get out of the way and let them do their job."

"Auburn has a great future. I think Auburn University has the capability of becoming one of the leading land grant universities in the country."

Auburn Administration

2003 Auburn Football



DAVID HOUSEL Athletic Director

The Auburn Athletic Department has experienced its greatest period of success under the leadership of David Housel. During the nine years that Housel has been Auburn's Athletic Director, Auburn has:

- Won five team national championships, including two during the 2002-03 academic year.
- Won 26 Southeastern Conference titles.
- Had 125 teams advance to post-season play, an impressive average of more than 13 a year. In 2003, 18 of 21 teams advanced to post-season play and eight teams finished in the top 15 nationally.
- Posted its highest graduation rates ever.
- Experienced the greatest facilities enhancement program in its history with \$30 million in new or improved facilities operational and \$95 million more in planning stages. Projects have included the construction of Samford Stadium-Hitchcock Field at Plainsman Park, Jane B. Moore Field, the Jonathan Bell Lovelace Museum, the McWhorter Center for Women's Athletics, the James T. Tatum Strength and Conditioning Center, Tiger Walk Plaza, new locker rooms at Jordan-Hare Stadium and renovations to Beard-Eaves-Memorial Coliseum and the soccer complex. Currently under construction is a state-of-the-art Rehabilitation Center, while on the drawing board are plans for an Academic Center, a new track, an indoor tennis facility, an outdoor pool and an expanded indoor football practice facility. Plans also call for the renovation and expansion of Jordan-Hare Stadium.
- Operated in the black financially every year, one of the very few Division IA programs to do so on a consistent annual basis. Auburn's athletic budget exceeds \$40 million annually.
- Had numerous athletes win individual NCAA titles, earn All-America honors, 79 Academic All-Americans, and 573 Academic All-SEC performers.
- Had coaches earn 10 National Coach of the Year awards and 16 SEC coach of the year awards.
- Added two sports, softball and equestrian, to meet gender-equity commitments.
- Implemented a strong Champs/Life Skills program and Tiger Tracks Career Development program to encourage Auburn student-athletes to develop their skills away from athletics, and to participate in community activities and prepare themselves for life after athletics.

The Athletic Department has four major measures for evaluating quality and success: competitive success, the academic success of its student-athletes, fiscal responsibility and

rules compliance. By any standard of measure, Auburn has been successful in meeting these objectives during Housel's tenure as Athletic Director.

Housel, 57, refuses to take credit for any of these accomplishments, giving credit to the Board of Trustees, the President, and above all, to the Auburn people.

"This is the work of Auburn people," he says. "Whatever we have been able to accomplish is a direct reflection of Auburn people and their support of the school they love. We are fortunate to have some excellent coaches and student-athletes, but our ultimate success comes from the commitment of the Board of Trustees, the President and the love and support of Auburn people."

Housel has dedicated the better part of his life to helping Auburn succeed. He came to Auburn as a freshman on June 9, 1965, graduating in 1969 with a degree in Journalism. He worked in the Ticket Office from 1970-72, taught Journalism from 1972-80 and rejoined the athletic staff as Assistant Sports Information Director in 1980. He was named Director in 1981 and Assistant Athletic Director in 1985.

Housel became Auburn's 13th Director of Athletics on April 1, 1994. "People may agree or disagree with decisions that are made," he said, "but they will never be able to question the reasons for those decisions. There will be no agenda other than the betterment of Auburn." His one goal is to leave Auburn and the athletic program better than he found it.

A past president of the SEC SID's, Housel is a former chair of the NCAA Public Relations and Communications committees. He worked 18 straight Final Fours and served on the Media Coordination Committee from 1983 through 1994 when he was named Athletic Director. He has also served on the District III Postgraduate Scholarship Committee, and has served as chair of the Dean's Council for Auburn's College of Liberal Arts. Housel currently is a member of the NCAA Championships Cabinet and the Executive Committee of the Southeastern Conference. He also serves on the Board of Directors for AuburnBank, the Auburn Wesley Foundation, the Lee Country Red Cross and is a member of The Birmingham Pledge Advisory Board.

An award winning free lance writer, Housel has written two books, "Saturdays To Remember," and "From the Desk to David Housel, A Collection of Auburn Stories." An honorary member of the Auburn Football Lettermen Club and the University Singers, he is also a member of three Halls of Fame, the Sports Information Directors' Hall of Fame (1998), the Tony Brandino Hall of Fame (1998), and his hometown Hall of Fame.

Listing his hobbies as birds, books, Broadway "and a little golf," —which means he enjoys the game, but is not very good at it. Housel made his Broadway debut in 1992 in the Cameron MacIntosh production of "Five Guys Named Moe" at the Eugene O'Neill Theater.

He is married to the former Susan McIntosh, a former third grade teacher at Wright's Mill Road Elementary School in Auburn.

Athletic Department Personnel

2003 Auburn Football

LORI ARTHURS

*Assistant Director,
Athletic Finance*

JOINED AU STAFF:

March 2002

RESPONSIBILITY:

Provides professional financial management assistance to Chief Financial Officer.

PROFESSIONAL EXPERIENCE:

Served as a nonresident alien tax specialist at Auburn University prior to joining athletic department. Worked as a senior accountant for Auburn University from May 1998-July 2000. Prior to employment at Auburn, worked for Knology Holdings, Inc.

PERSONAL INFORMATION:

Born 3-21-65 in Enterprise, AL. Earned B.S. in Accounting from Auburn in 1992. Married to Patrick Arthurs. Two children, Philip, 21, and Sarah, 17. Member of American Institute of CPA's and the Alabama Society of CPA's.



KEITH BAGWELL

*Manager,
Athletic Facilities*

JOINED AU STAFF:

July, 1990

RESPONSIBILITY:

Management and maintenance of Beard-Eaves Memorial Coliseum, Student Activities Center, Sewell Hall and Athletic Complex. Assist in game operations at Jordan Hare Stadium.

EXPERIENCE:

Came to Auburn after serving seven years as an accountant at Diversified Products in Opelika, Ala.

PERSONAL INFORMATION:

Born 9-4-54. Native of Auburn, AL. Married to the former Cindy Frederick of Decatur, AL. Three children: Drew, Scott, and Kelli. Earned Bachelor of Arts degree in History from Auburn University in 1980 and Bachelor of Science degree in Accounting from Auburn in 1984.



HAL BAIRD

*Senior Associate AD/
Senior Men's
Administrator*

JOINED AU STAFF:

Fall 1985 as baseball coach; Nov. 2000 as Associate AD.

RESPONSIBILITIES:

Oversees all men's sports and day-to-day operations of athletic department, including all aspects of team support.

EXPERIENCE:

Head baseball coach at Auburn for 16 years before retiring after the 2000 season. Collected 634 victories at Auburn and led the Tigers to two College World Series appearances, nine NCAA regional appearances and two SEC Tournament titles. Prior to his coaching stint at Auburn, he was



head baseball coach at East Carolina for five seasons. Was a pitcher with the Kansas City Royals organization for four seasons and the Cleveland Indians organization for one year.

PERSONAL INFORMATION:

Born August 23, 1949 in Petersburg, Va. Earned a B.S. in education from East Carolina in 1971 and a master's in administration from ECU in 1977. Served active duty in the U.S. Army in 1971 and reserve duty from 1972-77. Married to the former Janie Megee of Corpus Christi, Texas.

JANIE BOLES

Executive Suites Director

JOINED AU STAFF

September 2000

RESPONSIBILITY:

Manages the Auburn Executive Suites at Jordan-Hare Stadium and the Basketball Scholarship Room in Beard-Eaves-Memorial Coliseum. Oversees all hospitality events for Tigers Unlimited members.

EXPERIENCE:

Served as an Executive Services Coordinator at the Georgia Dome in Atlanta, Georgia running and managing 92 Executive Suites and the North Club Level from 1999-2000. Worked closely with Fabulous Fox Theatre and Chastain Amphitheater planning and hosting special outings for Georgia Dome Executive Members. Worked part-time on the Turner Field Suite Level in 1999. Interned with the Colonnade Group (1998-1999), managing the Auburn Executive Suites. Student assistant in the Auburn Ticket Office 1997-1998. Served as a student athletic trainer 1997-1998.

PERSONAL INFORMATION:

Born 1-6-77. Native of Marietta, GA. Earned B.S. in Health Promotions/Sports Management from Auburn University in 1999. Married to John Boles of Columbus, GA. One son, John, was born April 6, 2002. Former member of the Tiger Pause Dance Team (1996-1997) that performed at the Opening Ceremonies of the 1996 Summer Olympics.



MARCIA L. BOOSINGER

*Faculty Athletics
Representative*

JOINED AU STAFF:

January 1, 2003

RESPONSIBILITIES:

Serves as the liaison between Auburn academics and athletics.

EXPERIENCE:

A member of the Auburn University faculty since 1986. Chair of Reference and Instruction Services at the Ralph Brown Draughon Library since 1998. Coordinator of Library Instruction at RBD Library from 1986-1998. Alabama Chapter Councilor to the American Library Association Council 1996 to present, former President of the Alabama Association of College and Research Libraries. Secretary of the



University Senate, 1999-2000. Served as Acting Architecture Librarian and Slide Curator of Auburn University Libraries from 1984-1985. Taught at Attica High School in Attica, Indiana from 1973-1976.

PERSONAL INFORMATION:

Earned Bachelor of Arts in English and French Education in 1973 and Master of Science in Library, Media and Instructional Development in 1983, both from Purdue University. Earned Master's of Library Science from the University of Alabama in 1986. Married to Timothy R. Boosinger, Dean, College of Veterinary Medicine, Auburn University. Two daughters, Andrea Blau, Doctor of Pharmacy, Auburn University, 2000, and Amy, graduate of the AU School of Nursing, 2000. Son-in-law U.S. Air Force Captain David Blau is a 1998 graduate of AU College of Business.

RANDY BYARS

*Director,
Athletic Facilities*

JOINED AU STAFF:

April, 1997

RESPONSIBILITIES:

Maintains and oversees all Auburn athletic facilities.

EXPERIENCE:

Served as the Manager of Energy Management in the Auburn University Utilities/Facilities Division from 1990-97. Responsible for management of the Energy Management, Utility Records and Water Treatment Departments incorporating 29 employees. Worked as the Senior Building Services Sales Engineer for Johnson Controls, Incorporated in Birmingham, Ala. from 1985-90. A cooperative education student for the Alabama Power Company from 1980-83.

PERSONAL INFORMATION:

Born September 6, 1961. Native of Birmingham, AL. Married to the former Amy Davis of Dothan, AL. Two daughters, Katie and Amanda. Received degree in Electrical Engineering from Auburn University in 1984.



BARBARA CAMP

*Associate AD/
Senior Women's
Administrator*

JOINED AU STAFF:

December 1992

RESPONSIBILITY:

Oversees the administration of eight Auburn women's sports programs and two men's programs (golf and swimming and diving). Serves as the event coordinator and directs all Southeastern Conference and NCAA events hosted by Auburn. Responsible for handling all Title IX and gender equity issues and represents Auburn at the SEC and NCAA level in all areas related to women's intercollegiate athletics.

EXPERIENCE:

Came to Auburn after serving as Associate Athletic Director and as Acting Director of Athletics and Campus Recreation at the



Athletic Department Personnel

2003 Auburn Football

University of California-Irvine. A coach or administrator in Division I athletics for 30 years. Intercollegiate experience began in 1969 when she was named Instructor of physical education at Southern Methodist University. Helped inaugurate the women's athletic program and began the SMU women's tennis program, coaching for 11 years. Her tennis teams were ranked in the top 20 from 1973 through 1980 and she coached two All-Americans. Became assistant director of athletics at SMU in 1975 and associate director in 1982, spending 21 years at SMU. Joined the UC-Irvine staff in 1990. Active in the TIAAW, AIAW, NACDA, NACWAA, Southwest Conference, Big West Conference, the SEC and the NCAA. Has served on the NCAA Division I Women's Tennis Committee, the NCAA Division I Strategic Planning Cabinet and the NACDA Executive Committee. Currently serving on the NACDA-Sear's Director's Cup Committee and NCAA Women's Golf Committee.

PERSONAL INFORMATION:

Graduated from Texas Tech University in 1966 with a degree in Physical Education. Earned a Master's Degree from University of North Texas in 1969. Won two Texas state high school tennis doubles championships.

FRANK COX, JR.

Equipment Supervisor

JOINED AU STAFF:

June, 1978

RESPONSIBILITY:

Equipment Supervisor.

EXPERIENCE:

Manager of sporting goods store in Auburn, 1972-78. Auburn freshman basketball coach, 1970-71.

PERSONAL INFORMATION:

Born March 10, 1948. Native of Nashville, Tenn. Married to the former Anita Still of Opelika, Ala. Three children: Mary, Charlie and Sam. Earned B.S. degree in Business Administration from Auburn in 1970. Received 1985 Auburn Athletic Department Distinguished Service Award.



STACY DANLEY

Associate AD

External Affairs/Olympic Sports Coordinator

JOINED AU STAFF:

October, 1997

RESPONSIBILITY:

Oversees the administration of the baseball and men's and women's track and cross country programs. Chairs the Professional Sports Counseling Panel. Directs the Former Player fundraising initiative and mentor program. Serves as the director of the student-athlete employment program and serves as the NYSP Activity Director. Also oversees the gambling education program.

EXPERIENCE:

Served as a Compliance/Championships Assistant at the Southeastern Conference Office,



1996-97. Graduate Assistant working with compliance at Auburn 1994-96. Served an internship as a conference facilitator at the Auburn University Hotel and Dixon Conference Center.

PERSONAL INFORMATION:

Earned Bachelor of Science in Marketing and Distributive Education from Auburn in 1993 and Master's of Education in Higher Education in 1996. All-SEC running back at Auburn in 1988. Rated as one of top 10 running backs in nation in 1990 by *Sporting News*. Signed with Seattle Seahawks in 1991.

BUDDY DAVIDSON

Assistant AD

JOINED AU STAFF:

September 1, 1964

RESPONSIBILITY:

Handles administrative duties for football and assists the athletic director on special projects.

EXPERIENCE:

Worked as a correspondent for three daily newspapers and as a football manager for four years as a student at Auburn. Also worked as a student assistant in the sports information office. Sports Editor and Managing Editor of *The Plainsman*, the student newspaper. A-Club president and secretary. Former Executive Director of the Alabama Golf Association. Sports Information Director at Auburn from 1964 through 1981 when moved to present position.

PERSONAL INFORMATION:

Born 11-2-39 in Huntsville, Ala. One son, Rick, 34, two grandsons, Walker and Luker. Married to the former Frances Wall of Opelika. Journalism degree from AU in 1964.



STEVE DENNIS

Athletics Development

Associate Director

JOINED AU STAFF:

April, 1997

RESPONSIBILITIES:

Identifies, cultivates and solicits support from individuals, private industry and corporations for the Athletic Department.

EXPERIENCE:

Offensive graduate assistant with Auburn football team, 2002. In private business, 1996-02. Coached defensive backs at Georgia from 1994-95. Assistant Coach at Auburn from 1985-92, coaching defensive backs. Assistant Coach at Tennessee-Chattanooga from 1981-84. Graduate Assistant at Georgia, 1979. Named Southeastern Conference Working Coach of the Year in 1986 by the Birmingham Touchdown Club.

PERSONAL INFORMATION:

Born October 23, 1956 in Macon, Ga. Married to the former Lisa Hemdon of Conyers, Ga. Four children, Chris, Cale, Corey and Allison. Three-year letterman at Georgia, 1976-78. Played quarterback, defensive end and linebacker for the Bulldogs. Defensive captain for Georgia in 1978 and Academic All-SEC as a senior. Graduated with honors from Georgia with a degree in finance.



DAN FROENLICH

Media Relations

Assistant Director

JOINED AU STAFF:

September 6, 2002

RESPONSIBILITY:

Assists in the administration of the overall media relations program with special emphasis on the NCAA Champion swimming & diving squads, volleyball and women's tennis.

EXPERIENCE:

Came to Auburn after serving as Media Relations Assistant at the University of Kentucky where he worked primarily with the softball and swimming & diving teams during the 2001-02 school year. Media Relations/Internet Intern with the Colonial Athletic Association conference office in Richmond, Va., 2000-01. Media Relations Intern with the Capital City Bombers, a single-A affiliate of the New York Mets during the summer of 1999.

PERSONAL INFORMATION:

Born 1-25-76. Native of Dix Hills, N.Y. Earned B.A. in journalism with an emphasis in public relations from the University of South Carolina in 1999. Member of CoSIDA.



CHUCK GALLINA

Media Relations

Associate Director

JOINED AU STAFF:

July 19, 1993

RESPONSIBILITY:

Assists in the administration of the overall Auburn media relations program with special emphasis on men's basketball, football and golf.

EXPERIENCE:

Promoted from assistant director to associate director in July 1994. Has won numerous College Sports Information Directors of America (CoSIDA) awards for publications, including back-to-back "Best in the Nation" recognitions for 1999 men's basketball media guide cover and 2000 men's basketball "3-D" poster promoting Doc Robinson, Chris Porter and Mamadou N'Diaye for All-American. Also won "Best in the Nation" honors for 1990 women's tennis media guide. His 1998-99 and 1999-2000 men's basketball media guides were judged "Fourth Best in the Nation" and the guide has been nationally-ranked each of the past eight years. Promoted eight All-Americans in basketball, including first-teamers Chris Porter and Doc Robinson, the only first-team All-Americans in AU history. Served as a graduate assistant in the University of Memphis Sports Information Department, 1992-93. Directed and organized the publicity campaign for place-kicker Joe Allison being named the inaugural Lou Groza Award winner and his claiming of six first-team All-America honors in 1992.

PERSONAL INFORMATION:

Born 3-12-69. Native of Memphis, Tenn. Earned double-major B.A. degrees in Journalism and Radio, Television and Film from Auburn in 1992. A die-hard St. Louis Cardinals and Memphis Grizzlies



Athletic Department Personnel

2003 Auburn Football

fan. Member of CoSIDA and Alabama Sports Writers.

CHRIS HARGRAVE

Director of Annual Giving
JOINED AU STAFF:

July 1999

RESPONSIBILITY:

Coordinates annual giving programs and other special projects to benefit the athletic program.

EXPERIENCE:

Served as Graduate Assistant for East Carolina University Pirate Club in 1998-99. Also worked with ECU Athletic Student Development and the athletic ticket office between 1997-99. Was assistant Tennis Professional at Amelia Plantation in 1995-96.

PERSONAL INFORMATION:

Born 12-18-71. Graduated from Virginia Commonwealth University in 1995 with a B.S. in Recreation Management. Received M.A. in Athletic Administration from East Carolina University in 1999. Member of the National Association of Athletic Development Directors. Married to the former Kay Chesnut of Auburn.



KAY HARGRAVE

Athletics Development
Associate Director

JOINED AU STAFF:

August 1996

RESPONSIBILITY:

Identifies, cultivates and solicits support from individuals, private industry and corporations for the Athletic Department.

EXPERIENCE:

Admissions counselor in the AU Admissions Office from 1996-98. Joined the Alumni Affairs staff of the Auburn Alumni Association in 1998 and served as Director of Auburn Clubs until joining Tigers Unlimited in October 2001.

PERSONAL INFORMATION:

Native of Selma, Ala. Earned a B.A. in psychology in 1995 and master's in counseling in 1997 from Auburn University. Married to Chris Hargrave of Richmond, Va.



EUGENE HARRIS

Assistant AD/
Special Projects

JOINED AU STAFF:

April 7, 1994

RESPONSIBILITY:

Works as an assistant to the athletic director on special projects.

EXPERIENCE:

Was an assistant basketball coach for 17 years under Auburn head basketball coach Cliff Ellis prior to moving into athletic administration in the summer of 2000. Assistant at Auburn (1994-2000), Clemson (1984-94) and South Alabama (1984).



Instrumental in three of five Auburn recruiting classes being ranked in the top 10 nationally. A part of five Auburn teams and eight Clemson teams that went to postseason play, including Auburn's 1999 SEC Championship and Clemson's 1990 ACC Championship teams. Head junior varsity coach at Florida High School (1979-80). Head coach at Pelham (Ga.) High School (1980-81). Head coach at Rickards High School in Tallahassee, Fla. (1981-83).

PERSONAL INFORMATION:

Born 2-22-55 in Scottsboro, Ala. Married to the former Phyllis K. Duval of Bradenton, Fla. Two daughters, Zakiya (18) and Kiydra (12). Earned a B.S. degree in Education from Florida State in 1978. Four-year letterman as a guard at Florida State (1973-78) and won the MVP Defensive Award three years at FSU.

TIM JACKSON

Associate AD/Ticket Sales
& Event Management

JOINED AU STAFF:

March, 1988

RESPONSIBILITY:

Direct administration of ticket sales and game operations for all athletic events and coordination of ticket priority systems.

EXPERIENCE:

Served as defensive line coach at Northeast Mississippi Junior College in 1987. Spent two years as a graduate assistant football coach at Auburn from 1988-89. Was assistant conditioning coach and athletic counselor at Auburn in 1990. Served as football conditioning coach in 1991.

PERSONAL INFORMATION:

Graduated from Millsaps College in 1987 with a degree in chemistry. Also earned a master's in college administration from Auburn in 1989. Born 8-7-65. Native of Blue Mountain, MS. Married to the former Michelle Kelley of Prattville, AL. One daughter, Teddy Grace.



JAY JACOBS

Senior Associate AD for
Development

JOINED AU STAFF:

March, 1985

RESPONSIBILITY:

Oversees Tigers Unlimited, Ticket office operations. Directs Marketing and Promotions as well as the courtesy car program.

EXPERIENCE:

Served as offensive line coach at Lee-Scott Academy in Auburn for one year (1984). Spent one season as assistant strength and conditioning coach at Auburn (1985). Was a graduate assistant football coach for two years (1986-87) at Auburn working primarily with tight ends. Served as conditioning coach to Coach Pat Dye for three years (1988-90). Entering sixth year as Associate Athletic Director.

PERSONAL INFORMATION:

Graduated from Auburn in 1985 with a degree in



business administration. Earned a master's in business administration from Auburn in 1988. Born 10-7-60. Native of LaFayette, Ala. Married to the former Angle Sapp of Dublin, Ga. Three daughters, Haley, 11, Meagan, 9, and Jaynie, 6. Member of Auburn's 1983 SEC Championship team which defeated Michigan, 9-7, in the Sugar Bowl. Earned two letters (1982-83) as a walk-on offensive lineman for Coach Pat Dye.

MEREDITH JENKINS

Associate AD/
Media Relations

JOINED AU STAFF:

July 11, 1994

RESPONSIBILITY:

Administering media and public relations programs for all sports, primary football contact.

EXPERIENCE:

Worked with baseball, women's basketball, track and field, volleyball and soccer for first five years at Auburn. Served as the media coordinator for the 1995 SEC Women's Tennis Championship, the 1997 SEC Track and Field Championship, the 1998 SEC Men's Tennis Championship and the 1998 NCAA Baseball Regional at Auburn. Member of SEC Media Coordination Committee for football and basketball. Came to Auburn after four years as a graduate assistant and student assistant in the Florida State Sports Information Department. Assisted with publicity for football, volleyball, women's basketball, softball and men's and women's tennis.

PERSONAL INFORMATION:

Born February 6, 1970. Native of Melbourne Beach, Fla. Graduated cum laude with a B.S. in Communication and M.S. in Athletic Administration from Florida State. Married to Russell Jenkins. One son, Robert Alexander, born May 29, 2003. Member of CoSIDA, Alabama Sports Writers Association, College Football Writers Association, and is Vice President of the SEC Sports Information Directors.



JENNIFER JORDAN

Athletics Development
Assistant Director

JOINED AU STAFF:

March 1998

RESPONSIBILITY:

Coordinates the Beckwith Club and Club Level operations for donors. Also coordinates on-campus hospitality events for Tigers Unlimited members.

EXPERIENCE:

Assistant Director of Auburn Clubs before joining the Tigers Unlimited staff in October 2001.

PERSONAL INFORMATION:

Born September 10, 1975. Native of Dothan, Ala. Graduated from Auburn in 1997 with a B.A. in Communications.



Athletic Department Personnel

2003 Auburn Football

MARVIN JULICH

*Assistant AD/
Corporate Partnerships*
JOINED AU STAFF:

May, 2001

RESPONSIBILITY:

Responsible for the overall development and management of corporate partnerships for the athletic department. Develops and maintains the Tiger Team Partner program. Oversees the management of the multi-media rights agreement for the department.

EXPERIENCE:

Held the position of executive director of Host Media at Host Communications, Inc. before coming to Auburn University. Spent one year at Ole Miss (1997-98) as the assistant director of marketing for athletics. Was director of promotions and public relations for the Huntsville Stars Baseball Club, a class AA affiliate of the Oakland A's (1995-97). Served as director of community relations/group sales for the Winston-Salem Warhogs Baseball Club, a class A affiliate of the Cincinnati Reds (1994-95). Also spent time with the Florida Marlins Baseball Club (1993). Assistant baseball coach at Samford University (1991-92).

PERSONAL INFORMATION:

Born November 6, 1968. Native of Decatur, Ala. Married to the former Angela Hicks of Winston-Salem, NC. Two daughters, Lauren, 6 and Caroline, 2. Earned a B.S. degree in Business Administration in May of 1991 from Samford University. Graduated from St. Thomas University with a Master of Science degree in Sports Administration, December of 1994. Lettered four years in baseball at Samford and helped lead the Bulldogs to the 1991 TAAC West Championship.

SUE LOCKLAR

*On-Campus
Recruiting
Coordinator*

JOINED AU STAFF:

May 3, 1978

RESPONSIBILITY:

Coordinates on-campus recruiting of student-athletes with special emphasis on football. Advisor to Auburn Tigerettes/Tiger Host.

EXPERIENCE:

Worked in several departments on campus prior to joining the Auburn University athletic department in 1978. Named Auburn's On-Campus Recruiting Coordinator in 1981.

PERSONAL INFORMATION:

Native of Robertsdale, Ala. Attended Auburn University. Married to Elba Locklar, who was director of Auburn University Printing Services and is now retired. Two children, Cooper and Suzanne, both Auburn graduates. Received the Department's Distinguished Service Award in 1989.



BRUCE MATTHEWS

Academic Counselor
JOINED AU STAFF:

September, 2000

RESPONSIBILITY:

Academic counselor for the football team, director of the Tiger Tutor program, and oversees the SI-Advantage Programs.

EXPERIENCE:

Served as academic advisor in Auburn University's College of Liberal Arts from 1997-2000. Has taught several courses at Auburn, including World History, United States History, Academic Success Strategies and Freshman Orientation. Member of Auburn University's Advisors and Counselors Caucus (AUACC), National Association of Academic Advisors for Athletics (N4A) and National Academic Advising Association (NACADA).

PERSONAL INFORMATION:

Born June 1, 1965. Native of Salisbury, Md. Married to the former Jennifer Pennington of Opelika, Ala. Three children, Faith, 11; Caitlin, 10; and Rachel, 1. Earned B.A. in History from Salisbury University in 1987. Captained baseball team and selected to 1988 NCAA All-America team. Earned M.A. in History from Salisbury State University in 1990. Ph.D. candidate in American History at Auburn University.



VICKI MEETZE

Business Manager
JOINED AU STAFF:

June 1, 1987

RESPONSIBILITY:

Coordinates daily operation of Business Office and serves as Director of Human Resources.

EXPERIENCE:

Office manager, Eastern Brick and Tile Company, 1964-68. Career sabbatical to devote time to children. Secretary, Office of Athletic Development, Auburn Alumni Association, 1986-87. Football Secretary, 1987-94. Named Business Manager, September 1, 1994.

PERSONAL INFORMATION:

Native of Little Rock, Ark. Married to John Meetze of Chapin, S.C. Two children, Heather and Kevin and one granddaughter, Jessica. Earned Associate degree from University of South Carolina, Bachelor of Business Administration degree from Faulkner University and Master of Science degree in Human Resources Management from Troy State University. Member of East Alabama Society for Human Resource Management and College Athletic Business Management Association.



STEPHEN NAUGHTON

*Tickets Sales
Assistant Director*
JOINED AU STAFF:

July 17, 1995

RESPONSIBILITY:

Assists in the administration of ticket sales and event management for athletic events.

EXPERIENCE:

Worked in sales at Robinson-Humphrey in 1995. Worked in sales at Kirkley Floor Covering, 1991-1994. Worked in sales at Physician Sales and Service, 1988-1991.

PERSONAL INFORMATION:

Born 12-22-62. Native of Birmingham, Ala. B.A. in Liberal Arts/English from Auburn in 1988. Two children, Stephen III, 9, and Alice Lee, 6.



MENDY NESTOR

*Media Relations
Associate Director*
JOINED AU STAFF:

September 18, 2000

RESPONSIBILITY:

Assisting in the administration of the overall media relations program with special emphasis on women's basketball and Olympic sports.

EXPERIENCE:

Came to Auburn from East Carolina University. Primary contact for women's basketball, softball and cross country as well as assisting with men's basketball and football. Was football program editor for ECU publication that was judged fourth best in the nation. Worked as a publishing staff assistant at Host Communications as a student in the West Virginia media relations office and did an internship for the Pittsburgh Penguins.

PERSONAL INFORMATION:

Born 8-31-76. Native of Buckhannon, WV. A 1998 West Virginia graduate with a B.S. in Journalism with a public relations major and double minor in business administration and sport management. Member of CoSIDA and Alabama Sportswriters.



MARK RICHARD

*Associate AD/
Compliance*
JOINED AU STAFF:

September 1999

RESPONSIBILITY:

Administration and coordination of all institutional, Southeastern Conference and NCAA programs.

EXPERIENCE:

Came to Auburn from Vanderbilt University where he served as the Assistant Athletics Director for Compliance (1997-99). Was the Director of NCAA Compliance and Student Services at UNLV (1993-97) where he also implemented a continuing NCAA Compliance Education Program and the CHAMPS program.



Athletic Department Personnel

2003 Auburn Football

Was also the coordinator of game operations at UNLV for three years and served as the Director of Bowl Game Operations for the Las Vegas Bowl. Worked at North Carolina State as the Director of Student-Athlete Services from 1990-1993.

PERSONAL INFORMATION:

Born March 7, 1961. Bachelor's degree in Business Administration from Clarion (PA) State College in 1983. Master's Degree in Sports Management from Florida in 1989. Married to the former Tracy Elliott of Cleveland, OH. Daughter Mackenzie Margaret was born on Oct. 1, 2000.

JEREMY ROBERTS

Director of Team and Event Marketing

JOINED AU STAFF:

October 1999

RESPONSIBILITY:

Development and implementation of marketing and promotional plans for all Auburn athletic programs.

EXPERIENCE:

Assistant Director of Marketing, 1999-2003. Served as a Graduate Assistant at Auburn in the marketing and promotions office, 1998-99. Also worked as a student assistant in the Auburn marketing and promotions office, 1997-98. Served as a student athletic trainer at Auburn, 1993-96.

PERSONAL INFORMATION:

Born 10-31-74. Native of Rome, GA. Married to the former Sarah Smith of Mandeville, La. Earned B.S. in Health Promotion/Sports Management from Auburn in 1997 and M.S. in Higher Education Administration/ Athletic Administration in 1999.

KIRK SAMPSON

Media Relations Associate Director

JOINED AU STAFF:

September 1, 1998

RESPONSIBILITY:

Assists in the administration of the overall media relations program with special emphasis on baseball and football.

EXPERIENCE:

Came to Auburn after serving as Director of Media Relations for the Philadelphia Rage of the American Basketball League in 1997-98. Graduate assistant for the Tennessee Women's Media Relations Department, 1994-96, handling publicity for women's golf, swimming and diving, and assisting with publicity of Lady Vol basketball. Student assistant in the University of Iowa Promotions Department, 1989-92 and interned in the University of Minnesota Women's Promotions Department, 1992-93.

PERSONAL INFORMATION:

Born 1-29-69. Native of Marshalltown, Iowa. Married to the former Lisa Ciampi of Auburn. One son, Hayes Joseph, born May 29, 2003. Earned B.S. in sport management in 1992 from the University of Iowa. Received M.S. in athletic administration from the University of Tennessee in 1996. Member of CoSIDA.

TROY D. SMITH

Academic Counselor

JOINED AU STAFF:

January 1996

RESPONSIBILITY:

Academic Counselor for football team. Liaison for Program for Students with Disabilities.

EXPERIENCE:

Came to Auburn after working six years for Palm Beach County Schools where he served as Director of Operations and Coordinator of Special Programs. Assumed responsibility for football academic program in May 1999. Advisor for Student Athlete Advisory Committee (1997-98). Member of Auburn University Advisors and Counselors Caucus, National Academic Advising Association, and the National Association of Academic Advisors for Athletics.

PERSONAL INFORMATION:

Born 10-12-65. Native of Ft. Lauderdale, FL. Married to the former Tammy C. Bryant of Opelika, AL. Two sons, Torrey, 15 and Taylor Deon, born on Feb. 10, 2003. Earned B.S. degree in Sociology/Criminology from Jacksonville State University in 1989. All-GSC defensive back (1987, 1988, 1989) and NCAA All-America (1989). Signed with the Buffalo Bills of the National Football League in 1989-90.



TOM SPARROW

Athletic Facilities Director

JOINED AU STAFF:

September 1, 1971

RESPONSIBILITY:

Management of Jordan-Hare Stadium, Memorial Coliseum, Sewell Hall, Athletic Complex and Auburn Student Activities Center.

EXPERIENCE:

Worked 13 years for City of Auburn Recreation Department before joining Auburn staff as part-time employee on June 1, 1970. Appointed full-time on Sept. 1, 1971 as manager of Auburn athletic facilities.

PERSONAL INFORMATION:

Born 10-15-44. Married to the former Emily Amason of Auburn. One son, Thomas V, who was a 2000 graduate of Auburn. Earned degree in Recreation from Auburn in 1970.



VIRGIL STARKS

Associate AD / Student-Athlete Support Services;

Asst. to the Provost

JOINED AU STAFF:

September 1998

RESPONSIBILITY:

Directs Auburn student-athlete programs in academic support, initial and continuing eligibility, counseling, life skills and career development.



EXPERIENCE:

Worked as Associate Dean, University college and Director of Minority Affairs at the University of Akron, 1994-1998. Was Coordinator of Academic Advising for Student-Athletes at Akron, 1992-1994, and Associate Director of Admissions at Akron, 1991-1992. Coordinator of Alumni Recruiting at Rhodes College, 1990-91. Assistant Director of Admissions at Akron, 1988-90.

PERSONAL INFORMATION:

Born November 3, 1962. Native of Hartselle, AL. Married to the former Donna Mash from Akron, Ohio. Has three girls; Carolyn Mavis, 9, Victoria Blair, 8, and Anastasia Lea, 5. Earned a Bachelor of Arts in Arts and Political Science from Rhodes College (1985) and M.A. in Political Science from the University of Akron in 1993.

BEN THOMAS

Head Resident Sewell Hall

JOINED AU STAFF:

April 1, 1997

RESPONSIBILITY:

Administration of Sewell Hall Dormitory.

EXPERIENCE:

Served as defensive line coach at Tuskegee University from 1995-96. The defensive line coach at Auburn High School from 1992-95. Played defensive tackle seven seasons in the NFL for the New England Patriots (1985), Green Bay Packers (1986-88), Pittsburgh Steelers (1988-89), Atlanta Falcons (1989), and Los Angeles Rams (1991).

PERSONAL INFORMATION:

Earned degree in Education from Auburn in 1995. Native of Ashburn, Ga. Married to the former Charlene Williams of Newbedford, Mass. Two sons, Benjamin III, 15 and Milton, 12. Born July 2, 1961. Lettered for Auburn in 1981-84. Finished career with 290 tackles and 10 sacks. An All-SEC selection in 1984 after registering 141 total tackles.



HUB WALDROP

Career Counselor/ Drug Education

JOINED AU STAFF:

June, 1960

RESPONSIBILITY:

Handles career counseling and drug education for Auburn's athletes.

EXPERIENCE:

Assistant trainer for all sports, 1960-75. Freshman assistant coach at Auburn, 1964-75. Head trainer at Auburn, 1976-1994. Played football at Auburn for two years as a fullback-linebacker before eye injury forced him to give up the sport.

PERSONAL INFORMATION:

Born February 10, 1938. Native of Hueytown, Ala. Married to the former Jean Roberson of Bessemer, Ala. One daughter, Lisa, and four grandchildren. Earned bachelor's degree from Auburn in 1960 and master's in 1962. Received Auburn Athletic Department's Distinguished Service Award



Athletic Department Personnel

2003 Auburn Football

in 1983. Received Chilton County's "Unsung Hero Award" in 1993. Inducted into Alabama Trainer's Association Hall of Fame in 1998.

TERRY WINDLE
Senior Associate AD/
Chief Financial
Officer

JOINED AU STAFF:

September, 1990

RESPONSIBILITY:

Chief financial officer of Auburn athletic department. Oversees Auburn athletic facilities and facilities maintenance.

EXPERIENCE:

Certified Public Accountant with Till, Eddenam, and Hester, Birmingham, AL., 1978-1983. Controller of the International Construction Division of Harbert International, 1983-1990. Associate Athletic Director, Auburn Athletic Dept., 1990-1994. Promoted to Senior Associate Athletic Director/Chief Financial Officer, June 1994.

PERSONAL INFORMATION:

Native of Demopolis. Graduated from Auburn in 1978 with a degree in Accounting. Married to Betsy Wood Windle. Two children, Rob, 20 and Sarah, 16. A member of the American Institute of CPA's, the Alabama Society of CPA's, and the College Athletic Business Management Association.



CARL STEPHENS

Public Address Announcer

FIRST YEAR:

1973 Football Season

RESPONSIBILITY:

Auburn's PA voice for football, men's basketball, and baseball.

EXPERIENCE:

Beginning his 28th year as PA Announcer for Auburn football. PA Announcer at Auburn

men's basketball for past 14 seasons and baseball for the past six years. Serves as the voice of AU Marching Band at away football games. PA voice for all ten SEC Football Championship games, the last ten SEC Men's Basketball Tournaments and the last three SEC Baseball Tournaments. Retired in 1998 after 40-year stint at WSFA-TV in Montgomery. During tenure at WSFA, served in various capacities including booth announcer, news anchor, sports director, and operations/program manager. Host of former Auburn head coach Shug Jordan's weekly television show, from 1963-75. Program Director at WIS-TV in Columbia, SC, from 1976-78.

PERSONAL INFORMATION:

Lives in Montgomery with wife Mary. Has two children, Richard Stephens and Sandra Beisel, and three grandchildren.



SECURITY



Bubba Bingham
Alabama State
Trooper



Randy Byrd
Alabama State
Trooper



Melvin Owens
AU Police



Tony Stephens
Alabama State
Trooper



Football Grounds Crew (L-R): Stan Czerkawski, Roger Tate, George Johns, Clifford Stinson, Tommy Whitman, Michael Cronin, Hal Bufford. Not Pictured: Eddie Harris

Athletic Department Personnel

2003 Auburn Football



Elizabeth Alten-Anderson
Academic Counselor



Ty Ashe
Pilot



Susan Bazemore
Assistant for Athletic Recruiting and Compliance



Phyllis Bickers
Academic Counselor



Philippe Blanchet
Pilot



Joyce Boles
Football Secretary



Eleanor Chaffin
Ticket Office



Wes Collier
Pilot



Linda Cochran
Eligibility Specialist



Anita Cox
Ticket Office



Jim Danion
Motor Pool Dir.



Jean Davis
Admin. Asst./
Head FB Coach



Claudia Gleaton
Recruiting Secretary



Mike Golden
Asst. Equipment Foreman



Krin Goodwin
Academic Counselor



Reba Gulledge
Admin. Asst./
Media Relations



Kathy Harker
Media Relations Secretary



Ann Harper
Business Office



Brenda Headley
Receptionist/
FB Complex



Dot Hill
Mail Room Supervisor



Carmen McDougall
Administrative Asst./
Faculty Rep. Office



Joe Mack Huey
Building Operations



Lisa Mallaji
Ticket Office



Diana Martin
Compliance Office



Kathy McCollough
Tigers Unlimited/
Executive Secretary



Amy Myatt
Receptionist/
Coliseum



Julia Norton
Business Office/
Athletic Travel



Cathy Ogletree
Academic Services



Jolene Patterson
Executive Assistant



Stella Patterson
Business Office



Kirsten Perkins
Learning Specialist



Ron Pilz
Pilot



Randy Price
Coordinator,
Athletic Facilities



Janice Robinson
Life Skills Coord./
Academic Counselor



Dave Rosenblatt
Museum Archivist



Steve Sain
Media Relations
Video Contact



Todd Storey
Pilot



Cindy Wall
Athletic Trainer



Jean Welsh
Eligibility Specialist



Bob Whitenburg
Ticket Office

Auburn Tradition

2003 Auburn Football

War Eagle (Fight Song)

War ... Eagle, fly down the field, Ever to conquer, never to yield
War ... Eagle fearless and true. Fight on, you orange and blue.
Go! Go! Go!
On to vic'try, strike up the band,
Give 'em hell, give 'em hell.
Stand up and yell, Hey! War ... Eagle, win for Auburn,
Power of Dixie Land!

The Auburn Creed

- I believe that this is a practical world and that I can count only on what I earn. Therefore, I believe in work, hard work.
 - I believe in education, which gives me the knowledge to work wisely and trains my mind and my hands to work skillfully.
 - I believe in honesty and truthfulness, without which I cannot win the respect and confidence of my fellowmen.
 - I believe in a sound mind, in a sound body and a spirit that is not afraid, and in clean sports that develop these qualities.
 - I believe in obedience to law because it protects the rights of all.
 - I believe in the human touch, which cultivates sympathy with my fellowmen and mutual helpfulness and brings happiness for all.
 - I believe in my Country, because it is a land of freedom and because it is my own home, and that I can best serve that country by "doing justly, loving mercy, and walking humbly with my God."
- And because Auburn men and women believe in these things, I believe in Auburn and love it.

—George Petrie
Auburn's First Football Coach



The Alma Mater

On the rolling plains of Dixie
'Neath its sun-kissed sky,
Proudly stands, our Alma Mater
Banners high.

To thy name we'll sing thy praise,
From hearts that love so true,
And pledge to thee our
Loyalty and ages through.

We hail thee, Auburn, and we vow
To work for thy just fame,
And hold in memory as we do now
Thy cherished name.

Hear thy student voices swelling,
Echoes strong and clear,
Adding laurels to thy fame
Enshrined so dear.

From thy hallowed halls we'll part,
And bid thee sad adieu;
Thy sacred trust we'll bear with us
The ages through.

We hail thee, Auburn, and we vow
To work for thy just fame,
And hold in memory as we do now
Thy cherished name.

*Composed by Bill Wood, 1942
Word revision, 1960*

Auburn Network

2003 Auburn Football

The Auburn Network is the exclusive producer and marketer of Auburn sports programming and offers radio and television programming, gameday publications, and Internet services to Auburn fans worldwide.

The network is in charge of all marketing and advertising opportunities associated with Auburn athletics. Such projects include radio and television broadcasts, coaches' television shows and pay-per view and cable telecasts for various sports. Additionally, the network is responsible for a myriad of signage, event marketing and promotional opportunities.

Auburn's award-winning gameday programs are published by the network, in concert with the Athletics Department. The official web site for Auburn sports, AuburnTigers.com, also is hosted and maintained by the network.

For more information on the multimedia rights held by Auburn Network or for advertising opportunities, call (334) 826-2929, or visit them on the internet at www.AuburnTigers.com.



MIKE HUBBARD, President

Mike Hubbard, in his 20th year at Auburn, serves as President and owner of Auburn Network, Inc. A 1983 broadcast journalism graduate of the University of Georgia, Hubbard served six years as Associate Sports Information Director prior to joining the network. He has directed Auburn's broadcast network operations since 1990.

Hubbard is also a member of the Alabama House of Representatives, representing House District 79, including portions of Auburn, Opelika and Auburn University.

Hubbard's wife, Dr. Susan Hubbard, is a faculty member in the School of Human Sciences at Auburn University. The Hubbards have two sons, Clayte and Riley.

Football Television Shows



Phil Snow (shown left), with Coach Tommy Tuberville, enters his 27th year as host of the Auburn Football Review.

The Auburn Football Review featuring Coach Tommy Tuberville. The show airs on Sundays during football season on the following stations:

Market	Station	Ch.
Birmingham	WABM-TV	68
Columbus, GA	WTVM-TV	9
Cullman	W52BJ-TV	52
Dothan	WTVY-TV	4
Florence/Sheffield	WYLE-TV	26
Huntsville	WHDF-TV	15
Jasper	WACN-TV	55
LaGrange, GA	WCAG-TV	33
Mobile/Pensacola	WJTC-TV	44
Montgomery	WSFA-TV	12
Opelika	WSWS-TV	66
Regional Cable	Fox Sport South	
Regional Cable	CSS	

The Auburn Football Preview gives an in-depth look at Saturday's game featuring assistant coaches. The show airs on Saturday's during football season on the following stations:

Market	Station	Ch.
Birmingham	WABM-TV	68
Cullman	W52BJ-TV	52
Huntsville	WHDF-TV	15
Jasper	WACN-TV	55
Mobile/Pensacola	WJTC-TV	44
Montgomery	WSFA-TV	12
Opelika	WSWS-TV	66
Regional Cable	Fox Sports South	
Regional Cable	CSS	



JON COLE
VICE PRESIDENT/
GENERAL
MANAGER



STEVE WITTEN
DIRECTOR OF
MARKETING



CHRISHINES
DIRECTOR OF
FINANCE &
ADMINISTRATION



PATRICK TISDALE
CHIEF ENGINEER



ED BAGWELL
VENDING
DIRECTOR



SAM BRUMBELOE
WEBMASTER



AUDRA PLUMMER
PRODUCER/
EDITOR



CHAD CLEVELAND
MULTIMEDIA
PRODUCER



SHAWN BECKET
ACCOUNT
EXECUTIVE



TRACY LEDBETTER
ADMINISTRATIVE
ASSISTANT



BEAU BENTON
SPOTTER



**MICHAEL
BUCHANAN**
STUDIO
ENGINEER

Auburn Network

2003 Auburn Football



ROD BRAMBLETT, PLAY-BY-PLAY / TIGER TALK HOST

Rod Bramblett enters his first season as the play-by-play voice for Auburn football and men's basketball. In addition to serving as the host of the weekly call-in show Tiger Talk, Bramblett is the lead play-by-play announcer for Auburn Tiger baseball where he will be entering his 12th season behind the microphone. The Valley, Ala. native also serves as co-host on the Auburn Football Preview TV show as well as hosting the Auburn Basketball Review TV show. An Auburn graduate, Bramblett is Director of Broadcast Services for the Auburn Network.



STAN WHITE, COLOR ANALYST

White joined the Auburn Network in 1999 and served two years as the television color analyst before moving to radio. An Auburn graduate and quarterback from 1990-93, White led the 1993 Tigers to a perfect 11-0 season. Following a professional football career, White now works for State Farm Insurance in Birmingham.



QUENTIN RIGGINS, SIDELINE REPORTER

Quentin Riggins, a former All-SEC linebacker and 1989 team captain at Auburn is entering his 10th season as sideline reporter for the network. Riggins played professionally with Winnipeg of the CFL and Raleigh-Durham of the World League of American Football. An Auburn graduate, Riggins works full-time in Montgomery as Legislative Director for Governor Bob Riley.



PAUL ELLEN, STUDIO HOST

Paul Ellen has served as studio host for Auburn football since 1990, and anchors the Tiger Tailgate Show portion of all football broadcasts. Formerly, Ellen served as Auburn's play-by-play announcer in 1979 and 1980 and later handled the same role at Southern Mississippi. Ellen also works on-air for the Auburn Network's men's basketball broadcasts. An Auburn graduate and native of Gadsden, Ellen owns a marketing and public relations firm in Atlanta.



PHIL SNOW, HOST OF AUBURN FOOTBALL PREVIEW & REVIEW SHOWS

Phil Snow enters his 27th year as host of the Auburn Football Review TV show. Snow recently retired as Sports Director of WSFA-TV in Montgomery, Ala., where his career spanned nearly 40 years. Throughout his career, Snow earned numerous broadcasting awards and honors, including an Emmy Award in 2001. Snow is a Southern Mississippi graduate and is a native of Meridian, Miss.



ANDY BURCHAM, LOCKERROOM HOST, PLAY-BY-PLAY CSS TELEVISION

Andy Burcham returns to the Network's football radio broadcasts in 2003, serving as the host for the pre-game and post-game interviews with coaches and players. Burcham also handles play-by-play duties for all football pay-per-view broadcasts and Comcast Sports Southeast tape-delayed broadcasts. The Nashville, Ill. native is also a member of the Network's baseball broadcast team as well as the voice of the women's basketball broadcasts. An Indiana State graduate, Burcham is the sports director for Tiger Communications in Auburn.

AUBURN NETWORK FOOTBALL AFFILIATES

Town	Affiliate	Frequency
Albany, GA	WANL-AM	1250
Alexander City	WZLM-FM	97.3
Andalusia	WAAO-FM	103.7
Anniston/Oxford	WHMA-AM	1390
Auburn/Opelika	WAUD-AM	1230
Auburn/Opelika	WQNR-FM	99.9
Auburn/Opelika	WTGZ-FM	95.9
Birmingham	WJOX-FM	690
Birmingham	WY5F-FM	94.5
Brunswick, GA	WMOG-AM	1490
Centre	WEIS-AM	990
Clanton	WEZZ-FM	97.7
Clanton	WKLF-AM	980
Columbus, GA	WVRK-FM	102.9
Cullman	WKUL-FM	92.1
Decatur	WAJF-AM	1490
Demopolis	WZNJ-FM	106.5
Dothan	WAGF-AM	1310
Dothan	WJJN-FM	92.1
Eufaula	WULA-AM	1240
Eufaula	WVRK-FM	97.9
Evergreen	WJK-AM	1470
Evergreen	WPGG-FM	93.3
Foley	WHEP-AM	1310
Fort Payne	WZOB-AM	1250
Fort Wltn Bch, FL	WFTW-AM	1260
Gadsden	WAAX-AM	570
Greenville	WQZX-FM	94.3
Gulf Shores	WCSN-FM	105.7
Guntersville	WTWX-FM	95.9
Haleyville	WJBB-FM	92.7
Huntsville	WRTT-FM	95.1
Jackson	WHNB-FM	94.5
McComb, MS	WHNY-AM	1250
Mobile	WN5P-FM	105.5
Montgomery	WMSP-AM	740
Montgomery	WLWI-FM	92.3
Muscle Shoals/Florence	WYTK-FM	93.9
Oneonta	WCRL-AM	1570
Oneonta	WKLD-FM	97.7
Pensacola, FL	WPFL-FM	105.1
Piedmont	WPID-AM	1280
Roanoke/LaGrange	WELR-FM	102.3
Rome, GA	WLAQ-AM	1410
Scottsboro	WZCT-AM	1330
Selma	WHBB-AM	1490
Selma	WDXX-FM	100.1
Spartanburg, SC	WASC-AM	1530
Sylacauga	WTRB-FM	98.3
Thomasville	WJDB-FM	95.5
Troy	WTBF-AM	970
Tuscaloosa	WTBC-AM	1230



Head Football Coach Tommy Tuberville appears on *Tiger Talk*, the Auburn Network's weekly statewide call-in show. The show airs 30 consecutive weeks throughout the year.



The Auburn Network publishes and distributes Auburn's official gameday publications, including *Auburn Football Illustrated*, which was voted "Best In The Nation" six of the last eight years.

Mission Statement/NCAA Rules

2003 Auburn Football

Auburn University Athletic Department Mission Statement

"The Department of Athletics, in keeping with the mission of the University, and in a spirit of inclusion, encouraging diversity and equitable treatment for all, will seek to abide by the rules, to manage its fiscal affairs in a responsible manner, to educate its student-athletes, and to win championships, thereby bringing credit to Auburn and its people."



The NCAA Rules and You

Auburn University is committed to full compliance with all Southeastern Conference (SEC) and National Collegiate Athletics Association (NCAA) rules and regulations. Therefore, Auburn University is responsible for insuring its student-athletes, coaches, faculty and staff, alumni, donors, boosters and friends adhere to the rules of the SEC and NCAA.

The loyalty and support demonstrated by our fans, alumni and friends is unparalleled. Please help Auburn University position itself for greatness today and in the future by reviewing this summary of NCAA rules.

I. Representatives of Athletic Interests.

A "representative of Auburn's athletic interests," or booster is anyone who:

Has ever participated in or is currently a member of any of the various athletic department support groups or Auburn Clubs nationwide.

Has made a donation to the athletics program;

Has helped arrange for summer and/or vacation employment for student-athletes or provided benefits to enrolled student-athletes;

Has assisted in the recruitment of prospective student-athletes; or

Has been involved, in any way, in the promotion of Auburn University's athletic program.

II. Recruiting.

Only coaches and athletic department staff can be involved in the recruiting process. Athletic representatives are prohibited from contacting a prospective student-athlete or members of his/her family by telephone, letter or in person for the purpose of encouraging participation in athletics at Auburn University. Please contact the coaching staff if you know of a prospect that may have the interest and ability to participate in intercollegiate athletics at Auburn University. The coach can then take appropriate action.

III. Prospective Student-Athlete.

A prospective student-athlete is a person who has started classes for the ninth (9th) grade. In addition, a student-athlete who has not started classes for the ninth grade becomes a prospective student-athlete if the institution provides such an individual (or the individual's relatives or friends) any financial assistance or other benefits that the institution does not provide to prospective students generally.

IV. Extra Benefits.

An extra benefit is any special arrangement by an institutional employee or a representative of the institution's athletics interests to provide a student-athlete or his/her family a benefit not authorized by NCAA legislation. Extra benefits would include, but are not limited to:

Cash or loans in any amount

Co-signing or arranging a loan

Gifts or free services (e.g., airline ticket, restaurant meals, etc.)

Use of an automobile

Rent-free or reduced-cost housing

Money for, or a guarantee of, bail or bond

Employment of a student-athlete at a rate higher than the wages paid for similar work

Payment to a student-athlete for work not performed

Your commitment to helping Auburn University comply with the letter and the spirit of the rules and regulations of the SEC and the NCAA is greatly appreciated.

If you have any questions concerning SEC or NCAA rules which help govern Auburn Athletics, please contact the **Auburn Compliance Office at (334) 844-9736**.

Tigerettes and Tiger Hosts

2003 Auburn Football



2003 TIGERETTES AND TIGER HOSTS

First Row (seated, l to r): Ashlea Love, Haley Cotney, Jennifer Wright, Cendy Burbic, Social-Jessica Edwards, Vice President-Lori Bryan, Vice President-Brandi Gainer, Publicity-Leslie Houseknecht, Publicity-Caroline Craddock, Blaire Wheeler, Brandi Wade, Heather Downey, Christy Jackson **Second Row (nealing):** Shanitra Sheppard, Libba Brannon, Kyleuana Avery, Abby Schenk, Allison McKinney, Paul Moncrief (Vice President), Patrick Cooper (Treasurer), Genevieve Zeman (Secretary), Lindsey Waters (Social), Jaime Beavers (Social), Sarita Shepherd (President), Sue Locklar (Advisor), Constance Jordan (Social), Emily Spina (Publicity), Will Harriger (Tiger Host Representative), Casey Biggs, Laketisha Shannon, Kelly Henderson, Jessica Bryant, Tenika Johnson **Third Row:** Meagan Stroud, Natalie Coleman, Reagan Malone, Shayla Hughes, Rebekah Baker, Kristin McGlocklin, Sheryl Ackers, Kristen Collins, Brittany Young, Hannah Shirey, Stephanie Pink, Stephanie Davis, Jennifer Merwin, Jennifer Ullrich, McKenzie Messenger, Jessica Ruffin, Kayla King, Amy Steele, Kendal Smith, Courtney Hill **Fourth Row:** Jonnie Lane, Gloria Harris, Karla Lanford, Charla Levert, Emily Hand, Travia Holder, Elisabeth Henderlong, Talanda Leverette, Lindsey Goff, Makenzi Hamilton, Anna Edwards, Kara Oglesby, Katie O'Dell, Rachel Heffin, Jessica McCray, Rozanne Patten, Lindsey Steiner, Tammy Felton, Bailey Latham, Andrea Henderson, Ashley Watkins, Jennifer Swinney, Melissa Koski, Abby Hembre, Krisin Mosler, Tameka Brown **Fifth Row:** Trae Cook, Beau Carter, Nicholas Smith, Brad Camp, Blake Barton, Greg Hovater, Jon Bergman, Clay Corman, Josh Ridenour, Coach Tommy Tuberville, Torey Elmore, Andy Byars, Scott Stimms, Joseph Oglesby, Colin Brooks, Robert Wallace, Bo Watkins, Will Higdon, Michael Collier.

City of Auburn

2003 Auburn Football

Auburn, Alabama was founded in 1836 by Judge John J. Harper of Harris County, Georgia. Envisioned as a religious, educational and cultural center, Auburn was incorporated as a town on Feb. 2, 1839. By 1856, Auburn University was chartered as the East Alabama Male College and has since become a thriving addition to the city.

With each year, "the loveliest village of the plains" continues to grow and improve. With a population of 38,986 and growing, Auburn offers a wide variety of entertaining events, cultural activities and educational opportunities including recreational events, sports, the Colonial Mall Auburn-Opelika, more than 100 restaurants, two bed and breakfasts, four campgrounds and 1,550 hotel rooms in the area.



consists of 38 granite plaques bearing the names of those honored along the Trail. Each year new plaques are added, as more Auburn women and men are recognized for their contributions to Auburn. The Tiger Trail is sponsored by the Auburn Chamber of Commerce and funded by Auburn people. This tradition represents a connection between the city of Auburn and Auburn University that will remain forever.



Truly, the city of Auburn is unique to the state of Alabama. Once the "Auburn Spirit" gets in your blood, you will never want to leave. Come to visit and stay a lifetime.

Some of the activities Auburn offers include:

Chewacla State Park, a 696-acre park with a 26-acre lake, offers rustic cabins, tennis courts, nature trails and camping facilities.

Kiesel Park, willed to the city by Dr. Goerge Kiesel, this property has been developed as a "nature park." A two and one-half mile walking and jogging trail winds in and around gurgling streams, over rolling, tree covered hills and through a wildflower meadow.

Golf
In an area known for big time sports and small town charm, a golfer's dream awaits. The Auburn area offers more than 162 holes of great golf: Auburn University Club, Auburn Links at Mill Creek; Grand National; Indian Pines Golf Complex; Moore's Mill Country Club, Pin Oaks Golf Club; Saugahatchee Country Club and the Driver's Club, a lighted driving range.

Geographically, the city of Auburn and Auburn University meet at what is known as "Toomers Corner." Here the flourishing community and expanding university create a warm, friendly spirit that can only be described as "Auburn."

The bond between the city and university is exemplified along the streets of downtown Auburn where tribute is paid to Auburn University's greatest athletes, coaches and administrators. Known as Tiger Trail of Auburn, this walk of fame




Mileage Chart

Miles From Auburn To...

Athens, GA	187
Atlanta, GA	118
Baton Rouge, LA	448
Birmingham, AL	116
Charlottesville, VA	656
Chattanooga, TN	237
Columbia, SC	336
Columbus, GA	36
Dothan, AL	122
Fayetteville, AR	749
Gainesville, FL	327
Huntsville, AL	206
Jackson, MS	302
Knoxville, TN	337
Los Angeles, CA	2,142
Lexington, KY	537
Little Rock, AR	525
Memphis, TN	374
Miami, FL	647
Mobile, AL	235
Montgomery, AL	55
Nashville, TN	318
New Orleans, LA	398
Orlando, FL	422
Oxford, MS	312
Pensacola, FL	229
Shreveport, LA	522
Starkville, MS	235
Tampa, FL	426
Tuscaloosa, AL	157



THIS IS AUBURN FOOTBALL



Mark Pera



Dexter Murphy




2006 WESTERN DIVISION FOOTBALL CHAMPION
 2007 WESTERN DIVISION FOOTBALL CHAMPION
 2001 WESTERN DIVISION FOOTBALL CHAMPION

MEMBERSHIP OF AUBURN UNIVERSITY OF MICHIGAN UNIVERSITY OF MICHIGAN UNIVERSITY OF MICHIGAN UNIVERSITY OF MICHIGAN UNIVERSITY OF MICHIGAN


AUBURN UNIVERSITY AUBURN UNIVERSITY AUBURN UNIVERSITY




Spencer Johnson



Justin Fetsko



Jeris McIntyre



Jeremy Wells



THIS IS AUBURN FOOTBALL

© 2008 NCAA/FIFA/AFB-00008