

# Table of Contents

## Table of Contents

<b>Auburn Football</b> .....	<b>2-12</b>
Jordan-Hare Stadium .....	2-4
Football Facilities .....	5
Uniquely Auburn .....	6-9
The Legend of War Eagle.....	10
Aubie.....	11
Auburn Symbols.....	12
<b>2019 Rosters</b> .....	<b>13-14</b>
Alphabetical Roster/Pronunciation Guide.....	13
Numerical Roster .....	14
<b>2019 Tigers</b> .....	<b>15-65</b>
Player Bios.....	15-50
Auburn Athletic Administration .....	51
Head Coach Gus Malzahn .....	52-53
Assistant Coaches.....	54-63
Football Support Staff.....	64-65
<b>2018 Review</b> .....	<b>66-81</b>
2018 Final Stats.....	66-74
2018 Game Reviews .....	75-81
<b>Records</b> .....	<b>82-156</b>
Individual Records.....	82-85
Team Records.....	86-88
Career Leaders.....	89-105
Single-Season Leaders.....	106-112
Team Single-Season Records.....	113
Team Scoring Records.....	114-115
Single-Game Records.....	116-118
Freshman Records.....	119-121
Individual Game Highs.....	122-130
Individual Game Highs By Date.....	131-138
Long Plays.....	139-140
Longest Drives (1970-2018).....	141
Specialty Touchdowns/Safeties .....	142-143
Overtime History/Records.....	143
Two-Point Conversions.....	144
Quarterback Debuts/Career Records .....	145
Year-By-Year Leaders.....	146-151
Year-By-Year Team Statistics.....	152-155
SEC Statistical Leaders .....	156
<b>History</b> .....	<b>157-272</b>
All-Time Results.....	157-173
Yearly Records.....	174
Records vs. All Opponents .....	175
Record vs. Football Bowl Subdivision.....	176
All-Time Results vs. Opponents .....	177-183
Games by Date.....	184-195
Night Games at Jordan-Hare Stadium.....	196
Televised Games.....	197-202
Miscellaneous Records .....	203
Auburn Streaks.....	204
Lettermen .....	205-215
Lettermen by Hometown.....	216-228
Team Captains.....	229
All-Time Coaching Records.....	230
All-Time Assistant Coaches .....	231
National Award Winners.....	232-239
Auburn All-Americans.....	240-248
Honor Roll .....	249-256
National FB Foundation HOF .....	257
College All-Star Games .....	258-259
Auburn Awards & Spring Awards .....	260-266
All-Times Teams/Decade Teams.....	267-272
<b>Auburn SEC Championship History</b> .....	<b>273-277</b>
1997/2000/2004/2010/2014/2017 Game Recaps.....	273-275
Auburn SEC Championship Game Records.....	276-277

<b>Auburn Bowl History</b> .....	<b>278-309</b>
Bowl History & Results .....	278-279
Bowl Records .....	280-282
Individual Career Bowl Stats .....	283-287
Bowl Recaps .....	288-309
<b>Auburn in Pro Football</b> .....	<b>310-323</b>
Auburn Players in the NFL.....	310-312
Auburn in the NFL Draft.....	313-315
NFL Honors.....	316-317
Auburn by NFL Team .....	317-321
Auburn in Other Pro Leagues.....	322-323
<b>Opponents/Media Information</b> .....	<b>324-334</b>
2019 Opponent Directory.....	324
Auburn Superlatives vs. SEC Opponents .....	325-329
Homecoming History.....	330
Deep South's Oldest Rivalry .....	331
Iron Bowl.....	332
Auburn Athletics Communications .....	333
Auburn Sports Network.....	334

## Athletic Communications Staff

Associate AD (Malzahn request) .....	Kirk Sampson
E-Mail.....	kirk@auburn.edu
Cell Phone.....	(334) 750-1385
Asst. AD (Primary Contact) .....	Shelly Poe
E-Mail.....	slp0019@auburn.edu
Cell Phone.....	(334) 707-4910
Assistant Director/Football .....	Cody Voga
E-Mail.....	(334) 750-9023
Cell Phone.....	voga@auburn.edu
Assistant Director/Football .....	Kendra Willard
E-Mail.....	kal0014@auburn.edu
Cell Phone.....	(614) 929-8029
Assistant Director .....	George Nunnelley
E-Mail.....	gwn0001@auburn.edu
Cell Phone.....	(502) 609-9982
Assistant Director .....	Wes Todd
E-Mail.....	wlt0006@auburn.edu
Cell Phone.....	(334) 750-5682
Administrative Assistant.....	Kathy Harker
E-Mail.....	harkeka@auburn.edu
Office Phone.....	(334) 844-9800
Photographer.....	Todd Van Emst
E-Mail.....	vanemtj@auburn.edu
Cell Phone.....	(334) 740-1380

## 2019 Schedule

Aug. 31	vs. Oregon (Arlington, TX)	6:30 p.m.
Sept. 7	TULANE	6:30 p.m.
Sept. 14	KENT STATE	6:00 p.m.
Sept. 21	at Texas A&M*	TBA
Sept. 28	MISSISSIPPI STATE*	TBA
Oct. 5	at Florida*	TBA
Oct. 19	at Arkansas*	TBA
Oct. 26	at LSU*	TBA
Nov. 2	OLE MISS*	TBA
Nov. 16	GEORGIA*	TBA
Nov. 23	SAMFORD	TBA
Nov. 30	ALABAMA*	TBA

All times Central  
\*SEC game

## 2019 Quick Facts

### General Information

Location .....	Auburn, Ala.
Founded.....	1856
Enrollment .....	29,776
Interim President .....	Dr. Jay Gogue
Athletic Director .....	Allen Greene
Faculty Representative.....	Dr. Beverly Marshall
Nickname .....	Tigers
Colors.....	Burnt Orange and Navy Blue
Stadium.....	Jordan-Hare Stadium (87,451)
Playing Surface .....	Natural Grass
Conference .....	Southeastern (West Division)
First Year of Football.....	1892
All-Time Overall Record.....	759-436-47

### Football Staff

Head Coach.....	Gus Malzahn
Associate Head Coach/DL.....	Rodney Garner
Defensive Coordinator.....	Kevin Steele
Co-Defensive Coordinator/Linebackers.....	Travis Williams
Offensive Coordinator/QBs.....	Kenny Dillingham
Co-Offensive Coordinator/Receivers.....	Kodi Burns
TE/H-Backs/Special Teams Coordinator .....	Larry Porter
Offensive Line.....	J.B. Grimes
Defensive Backs.....	Wesley McGriff
Running Backs.....	Carnell Williams
Defensive Backs/Recruiting Coordinator.....	Marcus Woodson

### Football Support Staff

Assistant to the Head Coach .....	Emily Ann Tatum
Head Football Athletic Trainer .....	Robbie Stewart
Senior Football Athletic Trainer .....	Kirk Nielson
Team Physician .....	Dr. Michael Goodlett
Orthopaedic Surgeon.....	Dr. James Andrews
Assistant AD/Athletic Performance.....	Ryan Russell
Strength and Conditioning Asst. ....	Bryan Tatum
Strength and Conditioning Asst. ....	Morris Henry
Strength and Conditioning Asst. ....	Anthony Kincy
Strength and Conditioning Asst. ....	Connor Mielke
Director of Football Operations/Admin.....	Brett Whiteside
Director of Player Personnel .....	Ryan Trichel
Director of Recruiting Operations.....	Mollie Moore
Director of Recruiting .....	Levorn Harbin
Director of Branding/Creative Services.....	Will Flowers
Director of High School/NFL Relations .....	Doug Goodwin
Director of Player Development.....	Jorrell Bostrom
Team Chaplain .....	Chette Williams
Director of Video Operations .....	Bo Larkin
Associate AD/Equipment Operations.....	Dana Marquez
Director of Equipment .....	Brad Rapacz

### Football Quick Facts

2018 Record .....	8-5
2018 SEC Record.....	3-5
SEC Finish.....	5th, Western Division
Final Ranking (AP/USAT).....	not ranked
Lettermen Returning/Lost .....	66/20
Starters Returning.....	13 (7 offense, 7 defense, 3 specialist)
Starters Lost.....	8 (4 offense, 4 defense, 0 specialist)

Auburn University is an equal opportunity educational institution/employer

# Pat Dye Field at Jordan-Hare Stadium

Pat Dye Field at Jordan-Hare Stadium, the nation's 12th-largest on-campus stadium with a capacity of 87,451, is entering its 80th year as home to the Auburn Tigers.

On football Saturdays in Auburn, Jordan-Hare Stadium becomes Alabama's sixth-largest city. More than 75,000 season tickets have been sold to Auburn home games in each of the last 24 years.

The stadium is named for Ralph "Shug" Jordan, Auburn's all-time winningest football coach, and Clifford Leroy Hare, a member of Auburn's first football team, president of the old Southern Conference and longtime chairman of Auburn's Faculty Athletic Committee.

Legendary coach Pat Dye has also had his name forever attached to Jordan-Hare Stadium, as the turf officially became known as Pat Dye Field at Jordan-Hare Stadium prior to the 2005 Iron Bowl. Dye, who served as coach and athletics director at Auburn (1981-92) and was inducted into the College Football Hall of Fame (2005), led Auburn to a 99-39-4 record and four SEC titles in his 12 seasons on the Plains.

What is now Jordan-Hare Stadium was dedicated November 30, 1939, at the Auburn-Florida game. Babe McGehee, who passed away in 2005, scored the first touchdown in what was then called "Auburn Stadium," by catching a pass from Dick McGowen. McGowen, who later coached at Auburn under Jordan, kicked the extra point and Auburn tied Florida, 7-7.

That first stadium held 7,500 seats and consisted of what is now the bottom part of the lower west stands. When the stadium was renamed "Cliff Hare Stadium" in 1949, 14,000 seats—the present lower east stands—had been added, raising capacity to 21,500.

Jordan became head coach in 1951 and the stadium underwent three major expansions in 15 years. More than 40,000 seats, virtually half of the stadium's present capacity, were added while Jordan was the coach.

Cliff Hare Stadium became Jordan-Hare Stadium in 1973. It was the first stadium in the country to be named for an active coach.

The history of Auburn Football can be seen by standing in the middle of the playing field and looking at various additions. The original stadium consisted of the bottom half of the lower west stands and later the east stands. Jordan teams added the top half of the lower west stands and the north and south end zone seats.

Players such as William Andrews, Joe Cribbs and James Brooks brought about the west side upper deck in 1980 and the success of Pat Dye-coached teams led to the addition of the east side upper deck and luxury suites in 1987.

A football attendance record for the state of Alabama was set in the very first game of the "new" stadium when 80,000 fans came to see Auburn defeat Texas 31-3 in the 1987 season opener. Two more 80,000-plus crowds came to Auburn that season and within two years Jordan-Hare Stadium — and Auburn — held every major football attendance record in the state of Alabama.

Overall, Auburn has played 414 games in Jordan-Hare Stadium, winning 324, losing 83 and tying seven for a winning percentage of .791 against some of the best teams in college football.

Auburn's longest home winning streak was 30 games covering a period of nine years. It began with a 3-0 win over Clemson in 1952 and ended with a 14-12 upset loss to Kentucky in 1961.

## Jordan-Hare Facts

*Dedicated: 1939 (7,500)*

### Stadium Names

1939: Auburn Stadium

1949: Cliff Hare Stadium

1973: Jordan-Hare Stadium

### Field Name

2005: Pat Dye Field

### Capacity

1949: 21,500	1987: 85,214
1955: 34,500	2000: 85,612
1960: 44,500	2001: 86,063
1970: 61,261	2004: 87,451
1980: 72,169	

## Jordan-Hare Compared to Alabama Cities

1. Birmingham ..... 212,461
2. Montgomery ..... 200,602
3. Mobile ..... 194,288
4. Huntsville ..... 190,582
5. Tuscaloosa ..... 98,332
6. **JORDAN-HARE STADIUM** ..... **87,451**
7. Hoover ..... 84,848
8. Dothan ..... 68,567
9. Auburn ..... 62,059
10. Decatur ..... 55,437

\*According to 2015 population estimates. Courtesy: [www.census.gov](http://www.census.gov)

## Jordan-Hare's Top Crowds

Rk	Att.	Opponent	Date	W-L-T	Score
1.	87,451	Alabama	11/25/17	W	26-14
	87,451	Georgia	11/11/17	W	40-17
	87,451	Ga. Southern	9/2/17	W	41-7
	87,451	Alabama A&M	11/19/16	W	55-0
	87,451	Vanderbilt	11/5/16	W	23-16
	87,451	Arkansas	10/22/16	W	56-3
	87,451	LSU	9/24/16	W	18-13
	87,451	Clemson	9/3/16	L	13-19
	87,451	Alabama	11/28/15	L	13-29
	87,451	Idaho	11/21/15	W	56-34
	87,451	Georgia	11/14/15	L	13-20
	87,451	Ole Miss	10/31/15	L	19-27
	87,451	San Jose' State	10/3/15	W	35-21
	87,451	Mississippi St.	9/26/15	L	9-17
	87,451	Jacksonville St.	9/12/15	W/OT	27-20
	87,451	Samford	11/22/14	W	31-7
	87,451	Texas A&M	11/8/14	L	38-41
	87,451	South Carolina	10/25/14	W	42-35
	87,451	LSU	10/4/14	W	41-7
	87,451	Louisiana Tech	9/27/14	W	45-17
	87,451	San Jose' State	9/6/14	W	59-13
	87,451	Arkansas	8/30/14	W	45-21
	87,451	Alabama	11/30/13	W	34-28
	87,451	Georgia	11/16/13	W	43-38
	87,451	Alabama	11/26/11	W	14-42
	87,451	Florida	10/15/11	W	17-6
	87,451	Mississippi St.	9/10/11	W	41-34
	87,451	Georgia	11/13/10	W	49-31
	87,451	Chattanooga	11/6/10	W	62-24
	87,451	LSU	10/23/10	W	24-17
	87,451	Arkansas	10/16/10	W	65-43
	87,451	Clemson	9/18/10	W/OT	27-24
	87,451	Alabama	11/27/09	L	21-26
	87,451	West Virginia	9/19/09	W	41-30
	87,451	Georgia	11/15/08	L	13-17
	87,451	Tennessee	9/27/08	W	14-12
	87,451	LSU	9/20/08	L	21-26
	87,451	Southern Miss	9/6/08	W	27-13
	87,451	ULM	8/30/08	W	34-0
	87,451	Alabama	11/24/07	W	17-10
	87,451	Ole Miss	10/27/07	W	17-3
	87,451	Georgia	11/11/06	L	15-37
	87,451	Florida	10/14/06	W	27-17
	87,451	Arkansas	10/7/06	L	10-27
	87,451	LSU	9/16/06	W	7-3
	87,451	Washington St.	9/2/06	W	40-14
	87,451	Alabama	11/19/05	W	28-18
	87,451	South Carolina	10/1/05	W	48-7
	87,451	Georgia Tech	9/3/05	L	14-23
	87,451	Georgia	11/13/04	W	24-6
	87,451	Arkansas	10/16/04	W	38-20
	87,451	LSU	9/18/04	W	10-9

# Pat Dye Field at Jordan-Hare Stadium

## Jordan-Hare Year-by-Year

Year	Tot. Att.	Games	Avg. Att.	Record
1939	15,000	1	15,000	0-0-1
1940	21,000	1	21,000	1-0
1941	20,500	2	10,250	2-0
1942	10,000	1	10,000	1-0
1943	No team because of World War II			
1944	15,000	2	7,500	2-0
1945	25,500	3	8,500	3-0
1946	12,000	1	12,000	1-0
1947	12,000	1	12,000	1-0
1948	12,000	1	12,000	0-0-1
1949	20,000	1	20,000	1-0
1950	44,000	3	14,666	0-3
1951	59,500	3	19,833	3-0
1952	60,500	3	20,167	2-1
1953	41,000	2	20,500	2-0
1954	62,000	3	20,667	3-0
1955	85,322	4	21,333	4-0
1956	98,161	4	24,540	4-0
1957	83,000	3	27,667	3-0
1958	117,000	4	29,250	4-0
1959	122,000	4	30,500	4-0
1960	152,385	5	30,567	5-0
1961	147,530	5	29,506	4-1
1962	119,000	4	29,750	2-1-1
1963	121,600	4	30,400	4-0
1964	151,000	5	30,200	5-0
1965	142,850	5	28,570	3-2
1966	121,068	4	30,267	3-1
1967	150,315	5	30,063	5-0
1968	136,966	3	45,655	1-2
1969	208,686	5	41,737	5-0
1970	235,074	4	58,769	2-2
1971	298,500	6	49,750	6-0
1972	180,874	4	45,219	4-0
1973	337,613	6	56,269	4-2
1974	344,768	6	57,461	6-0
1975	205,712	4	51,428	1-3
1976	236,198	4	59,050	1-3
1977	295,000	6	49,167	4-2
1978	231,106	4	57,777	1-2-1
1979	311,974	6	51,996	6-0
1980	369,669	6	61,612	4-2
1981	352,998	6	58,833	4-2
1982	504,648	8	63,081	6-2
1983	445,428	6	74,238	5-1
1984	375,185	5	75,037	5-0
1985	542,632	7	77,518	6-1
1986	464,499	7	66,357	6-1
1987	475,470	6	79,245	5-1
1988	560,599	8	70,074	8-0
1989	577,554	7	82,508	7-0
1990	569,975	7	81,425	5-1-1
1991	469,024	6	78,171	3-3
1992	510,549	7	72,936	5-1-1
1993	567,436	7	81,062	7-0
1994	569,013	7	81,287	6-0-1
1995	568,226	7	81,181	6-1
1996	577,278	7	82,468	5-2
1997	501,267	6	83,545	4-2
1998	567,733	7	81,105	2-5
1999	566,333	7	80,905	3-4
2000	577,045	7	82,435	7-0
2001	512,691	6	85,448	5-1
2002	580,600	7	82,943	5-2
2003	596,422	7	85,203	5-2
2004	581,597	7	83,085	7-0
2005	589,124	7	84,161	6-1
2006	680,506	8	85,063	6-2
2007	677,510	8	84,689	6-2
2008	608,402	7	86,915	4-3
2009	676,911	8	84,614	6-2
2010	688,692	8	86,097	8-0
2011	600,541	7	85,792	6-1
2012	578,521	7	82,646	3-4
2013	685,252	8	85,656	8-0
2014	612,157	7	87,451	6-1
2015	612,157	7	87,451	3-4
2016	695,498	8	86,937	6-2
2017	605,120	7	86,446	7-0
2018	591,236	7	84,462	5-2
<b>Totals</b>	<b>*25,547,352</b>	<b>414</b>	<b>61,709</b>	<b>324-83-7</b> <b>(.791)</b>

## Auburn's Largest Winning Margin at Jordan-Hare Stadium

Rk	Margin	Score	Opponent	Date
1.	+66	73-7	ULM	11/1/2003
	+66	76-10	UT-Chattanooga	9/9/1995
3.	+62	62-0	Fresno State	9/7/1996
4.	+60	63-3	Ball State	9/17/2005
	+60	60-0	Cincinnati	11/10/1984
6.	+59	62-3	Western Carolina	10/12/2013
7.	+57	57-0	Wake Forest	9/20/1969
	+57	57-0	Presbyterian	11/4/1944
9.	+56	56-0	Western Carolina	9/7/2002
10.	+55	55-0	Samford	9/12/1992
	+55	55-0	Pacific	9/9/1989
	+55	55-0	Alabama A&M	11/19/2016
13.	+54	63-9	Alabama State	9/8/2018
14.	+53	60-7	UT-Chattanooga	9/18/1971
	+53	56-3	Arkansas	10/22/2016
	+53	53-0	Liberty	11/17/2018
17.	+52	52-0	Louisiana Lafayette	11/10/1945
	+52	52-0	Furman	10/22/1955
19.	+51	51-0	Clemson	10/11/1969
	+51	58-7	ULM	10/1/2016
21.	+50	56-6	Vanderbilt	13/13/1990
22.	+49	52-3	ULM	10/2/2010
	+49	56-7	Kansas	9/17/1988
	+49	49-0	Kansas	9/12/1987
	+49	49-0	Louisiana College	11/3/1951

## Auburn's Largest Losing Margin at Jordan-Hare Stadium

Rk	Margin	Score	Opponent	Date
1.	-42	21-63	Texas A&M	10/27/2012
	-42	0-42	Tennessee	9/27/1980
3.	-41	0-41	Clemson	11/25/1950
4.	-38	0-38	Georgia	11/10/2012
5.	-34	7-41	Nebraska	10/2/1982
6.	-28	6-34	Florida State	11/7/1987
	-28	0-28	Georgia	11/13/1976
	-28	0-28	Tulane	10/28/1950
	-28	14-42	Alabama	11/26/2011
10.	-24	7-31	Alabama	11/17/2001

# Pat Dye Field at Jordan-Hare Stadium

---

## **Jordan-Hare Stadium Locker Rooms**

After a 2018 upgrade and expansion, the locker rooms in Jordan-Hare Stadium are some of the finest game-day locker rooms in college football.

Auburn's home locker room encompasses the entire south end zone, more than doubling the size of the previous dressing area -- so large it would fit a regulation basketball court inside -- accented with state of the art lighting, speakers and sound system.

The orange and blue decor features graphics and multiple television and digital displays to showcase the Auburn tradition and spirit. Each individual player locker has a customized light display and amenities befitting the 2017 SEC West champions.

Adjacent to the main locker room, the shower and restroom facilities are double their previous size, and the latest renovations expanded the areas dedicated to athletic training and X-ray technology, equipment and nutrition.

The Tigers enter the field from the center of the south end zone. While the introduction highlight video is played on the stadium sound system and in the tunnel, Auburn takes the field through a cloud of smoke and thunderous cheers from more than 87,000 fans.

The visitor's locker room is in the north end zone and contains a dressing room, coach's locker room, media room and training room. The visiting team enters the field through the northeast corner of the end zone.

## **Tiger Walk Club**

The Tiger Walk Club at Jordan-Hare Stadium gives Auburn's most devoted fans a chance to get even closer to one of the nation's most exciting game day traditions in a renovated, expanded climate-controlled vent space customized with the latest in innovation and technology.

The ground floor is the game day home of future Tigers, as recruits and their families are welcomed at the heart of Tiger Walk in an expansive area full of digital and video content, Auburn's championship and national award trophies and updated food and beverage stations. Just a few steps away, prospective student-athletes have direct access to the field level south plaza and a perfect sideline view of the playing field.

The top two floors give more than 600 club members an exclusive inside view of Tiger Walk itself, as the players and coaches enter Jordan-Hare Stadium through the south plaza covered with bricks saluting team captains, All-Americans and program milestones through Tiger Walk Club into the locker room before each game. Customized displays and catering amenities are embedded in each level, giving all guests a full range of options for the best in pregame and in-game hospitality.

On the main concourse level, an expanded Olympic sport recruiting area, more than double its previous size, gives those potential student-athletes an amazing game day experience Auburn style just steps away from their seats in the stadium.

During the offseason, these premium spaces support other events tied to athletics and the campus community.

## **Jordan-Hare Stadium Murals**

Prior to the 2011 season, 10 large murals located on the east side exterior of Jordan-Hare Stadium were updated. There is a mural for each of Auburn's three Heisman Trophy winners, one panel each for the Tigers' four perfect seasons (1957, 1993, 2004, 2010), a mural for Auburn's two national champion teams (1957, 2010) and one mural that includes the three namesakes of the stadium (Jordan, Hare, Dye).

The initial murals were hung prior to the 2006 season. The murals were updated with more recent history which include pictures of early Auburn football teams and coaches, Heisman Trophy winners Pat Sullivan and Bo Jackson, as well as more recent history, including pictures from Auburn's 1993 and 2004 undefeated seasons. Each mural is 11'x29' and Auburn's football history is displayed in chronological order from south to north.

## **Heisman Statues**

On April 14, 2012, Auburn honored Heisman Trophy winners Pat Sullivan (1971), Bo Jackson (1985) and Cam Newton (2010) with statues of their likeness on the entry plaza on the east side of Jordan-Hare Stadium. The bronze statues, which are one and a half times life size and each weighs over 1,900 pounds, were designed and sculpted by Ken Bjorge of Big Fork, Montana.

A bust of John Heisman was also commissioned and is located near the statues at the east entry plaza. Heisman, for whom the famed trophy is named, was Auburn's head coach from 1895-99. Auburn is the only school where Heisman coached that also has a Heisman Trophy winner. Auburn is tied for fifth all-time with three Heisman winners.

## **Nation's Largest Videoboard**

Auburn debuted the largest videoboard of any college football stadium in the nation for the 2015 season. The enhanced display board is above the South stands at Jordan-Hare Stadium. The LED display on the new video board is 435 percent larger than the existing one, measuring 190 feet by 57; the old one measured 71 feet by 28½. A new sound system and additional electronic ribbon display panels fronting the upper decks were also added as part of this exciting upgrade to the Auburn game day experience.



# Football Facilities

---

## **Auburn Practice Facilities**

Auburn boasts some of the top practice facilities in the nation with its state-of-the-art multipurpose indoor facility and renovated practice fields.

The 92,000 square-foot, \$16.5 million facility has a full 100-yard field with astro-turf and is fully air conditioned. The building is 390 feet by 240 feet and is 72 feet at its highest point.

The outdoor fields include a 100-yard field and a 75-yard field with new drainage and irrigation systems. Five permanent pre-wired towers for filming practice were also installed.

The facility is located adjacent to the current football practice fields behind the Auburn Athletic Complex. It runs east and west along Samford Avenue and connects with the Charlotte G. Lowder Student-Athlete Development Center and the James T. Tatum Jr. Strength and Conditioning Center.

## **James T. Tatum Strength & Conditioning Center**

Auburn football players benefit from the direction of one of the finest strength and conditioning staffs in the country. Head strength coach Ryan Russell has implemented an extensive program for Auburn's football team which has improved the team's overall strength and conditioning levels.

The James T. Tatum, Jr., Strength and Conditioning Center stands as a testament to Auburn's commitment to providing state-of-the-art training facilities for its student-athletes. The center encompasses more than 14,000 square feet and is triple the size of the previous facility.

The first floor of the two-story center houses 24 power stations, which contain the majority of the equipment used by student-athletes during workouts and leads to effective and time-efficient training. Also, there are several upper and lower body selectorized machines around the perimeter of the main floor. The second floor contains various machines, medicine balls, aerobic equipment and an open exercise area for additional overall strength and conditioning development of Auburn's student-athletes. Adjacent to the weight room is a 20-yard astroturf hill, set at 45 degrees, used for speed and endurance conditioning.

The completion of the adjacent Indoor Practice Facility added another 1,500 square feet, bringing the size of the facility to 15,382 square feet.

The center is named for James T. Tatum, Jr., who served 16 years as a member of the Board of Trustees. Dr. Tatum believed strongly and devoutly in Cliff Hare's philosophy that "Athletics Makes Men Strong, Study Makes Men Wise and Character Makes Men Great." His support of Auburn's teams and programs throughout the years strongly illustrated that fact.

## **Auburn Athletic Training**

Auburn's Athletic Training Room provides expert health care for student-athletes. Auburn student-athletes have access to the latest in sports medicine and rehabilitation equipment. During the most recent renovation, the hydro-therapy area, an aquatic therapy system for rehabilitation and training of injuries, was improved to include a HydroWorx 600 Series therapy pool, a PolarPlunge pool and two ThermalPlunge pools. The water in the tanks can be maintained at any temperature.

Auburn Sports Medicine has a staff of 20 certified athletic trainers, six of whom work directly with football daily. Their experience and expertise contribute to keeping the Tigers healthy and protected during and after their seasons.

## **Strength & Rehabilitation Center**

Auburn student-athletes enjoy the finest amenities with the \$3.5 million, 6,288 square-foot on-campus Strength and Rehabilitation Center.

The second floor houses clinical offices for the Alabama Sports Medicine and Orthopaedic Center physicians, research space for the American Sports Medicine Institute, an x-ray suite and Plainsman Park Physical Therapy.

Plainsman Park Physical Therapy, under the direction of David Walsh, ATC, PT, is a service of Auburn University created to meet the rehab needs of Auburn University students and athletes as well as nationally acclaimed professional athletes.

The entire building is dedicated to primarily addressing the medical and rehabilitative needs of all of Auburn University's student-athletes.

## **Wellness Kitchen**

Auburn's Wellness Kitchen offers all-you-care-to-eat dining, featuring various action stations, a pizza oven, a carving station, a hot line with fresh meats and vegetables, a salad bar and a smoothie station.

Under the direction of a team of registered dietitians, the Wellness Kitchen provides menu choices for student-athletes to aid in the preparation for and recovery from athletics competition, injury prevention and immune support, while meeting other consumption needs.

The convenient campus facility opened in 2014 adjacent to the Athletics Complex and across the street from the new South Donahue Residence Hall. The facility provides service to Auburn student-athletes, campus and the community and is open to the general public, students, faculty and staff.

# Uniquely Auburn

*Here's a quick look at what makes the Auburn football phenomena uniquely "Auburn."*

## A-Day Record Crowd

Auburn had an A-Day record crowd of 83,401 for its annual spring game on April 20, 2013. It was the largest spring game crowd in the nation that year. After the game, fans celebrated into the night with one final roll of the Auburn Oaks at Toomer's Corner.

## All-America x 11

Jimmy "Red" Phillips made 11 All-America teams in 1957 before becoming an All-Pro with the Los Angeles Rams and Minnesota Vikings and leading the NFL in receiving in 1961.

## Aubie

Auburn's award-winning mascot, celebrating his 41st year in 2019-20, is a favorite for Tiger fans, both young and old. On the job since 1979, Aubie's existence began as a cartoon character drawn by Birmingham Post-Herald artist Phil Neel in 1959 for the October 3 football game program.

## Bacardi Bowl

Auburn's first bowl trip and the only bowl game to ever be played outside the United States. Auburn and Villanova battled to a 7-7 tie in Havana, Cuba, on New Year's Day in 1937. Billy Hitchcock scored the Tigers' only touchdown of the game on a 40-yard run.

## BCS National Champions

The 2010 Auburn football team won the school's first BCS National Championship and the program's first national title since 1957. Led by Heisman Trophy winner Cam Newton, Lombardi Trophy winner Nick Fairley and a veteran senior class, the Tigers went a perfect 14-0 en route to the BCS National Championship with a win over Oregon, 22-19, on January 11, 2011, in Glendale, Ariz. Senior placekicker Wes Byrum booted a 19-yard field goal as time expired, capping a 73-yard drive, to win the title for the Tigers.

## Beard, Jeff

Garland Washington "Jeff" Beard could generally be considered the father of modern Auburn athletics. Serving as athletic director from 1951 through 1972, Beard hired legendary coach Ralph "Shug" Jordan, increased the capacity of what is now Jordan-Hare Stadium from 21,500 to 61,500 seats and is responsible for bringing Auburn's football games with Georgia Tech, Georgia and Tennessee to campus. His tenure also produced the basketball coliseum that was named in his honor, the Wilbur Hutsell Track and Field complex and Sewell Hall, Auburn's former athletic dorm. Beard is one of only six Auburn athletic directors who didn't serve as head football coach.

## Bo Over the Top

The climax to a 23-22 Auburn victory over Alabama in 1982 which broke a nine-year losing skid to the Crimson Tide. Bo Jackson's 1-yard leap over the Alabama goal line capped a 66-yard drive and set the stage for what Auburn people consider the Tigers' "coming out" party in the 1980s.

## December 2, 1989

Alabama came to Auburn's Jordan-Hare Stadium for the first time in the history of the rivalry. Prior to that, all games in the series had been played at Birmingham's Legion Field since the series was resumed in 1948. A 30-20 Auburn victory settled the score of the game, but the cross-state journey for the Tide settled a score which had brewed for nearly a century in the hearts of Auburn people. Alabama coach Ray Perkins once said "it won't happen." On December 2, 1989, it did.

## The Deep South's Oldest Rivalry

Auburn and Georgia. It began on February 20, 1892, at Piedmont Park in Atlanta. Since 1898 the Tigers and the Bulldogs have played every year, 123 meetings total, with the exception of 1943, when Auburn didn't field a team due to World War II. To date, Georgia leads the series 59-56-8.

## Donahue, Mike

"Iron" Mike Donahue won 99 games in two different stints as Auburn's head coach, tying him with Pat Dye for second on the all-time Auburn victories list. Donahue's 1913 Southern Intercollegiate Athletic Association championship team not only went undefeated at 8-0, but did not allow a single point to be scored on them. On the flip side, his 1920 team averaged 42.5 points per game, despite being shut out twice. During his tenure, 38 players were named as All-Southern Conference. Donahue also served as the basketball, baseball and track coach as well athletic director.

## Don't Make Us Go There

For years, some of Auburn's chief rivals - Georgia, Tennessee, Georgia Tech and Alabama - never made it to The Plains. Auburn's "home" games with those schools were played in Montgomery, Mobile, Columbus and Birmingham. Athletic Director Jeff Beard changed all that starting in 1960. The Auburn-Georgia game was played in Columbus, Athens, Atlanta, Macon or Savannah from 1892 through 1959. In 1960, the Bulldogs finally came to Auburn and lost, 9-6. From 1906 until 1970, Auburn and Georgia Tech played in either Atlanta or Birmingham - 53 straight times in Atlanta - before the Yellow Jackets finally gave in and came to Auburn to lose 31-7. In a series that began in 1900, Tennessee finally played at Auburn in 1974, losing 21-0. In 1989, cross-state rival Alabama made the trip and left with a 30-20 defeat and dreams of an undefeated season ended.

## Dye, Pat

Patrick Fain Dye won 99 games and four Southeastern Conference championships in 12 years as Auburn's head coach, but perhaps he will be remembered most for bringing Auburn's "home" game with Alabama to the Auburn campus on December 2, 1989, a 30-20 Tiger victory. He also fielded such superstars as Bo Jackson, Kurt Crain and Tracy Rocker. Under his leadership as athletic director, Auburn football facilities were elevated to some of the finest in the nation with additions to Jordan-Hare Stadium increasing the seating capacity to 85,214 and 70 luxury suites. In 2005, Jordan-Hare's playing field was named in his honor.

## Eleven and Ohhhhh!!!!

In 1993, first-year coach Terry Bowden directed Auburn to its first undefeated, 11-win season while the Tigers suffered through the first year of NCAA imposed sanctions which kept AU off television and out of the bowl scene. The 11 wins in 1993 were the opening act of a 20-game winning streak which would set the Auburn record for consecutive victories.

## The Entrance

The Auburn team began a new tradition in 2000, entering the field from the middle of the south end zone through a cloud of smoke.

## Fairley, Nick

Mobile, Ala., native Nick Fairley became Auburn's second Lombardi Trophy winner when he won the award in 2010. He was coached by Lombardi winner and former Tiger Tracy Rocker, becoming the first player to win the award and be coached by a winner of the award. A consensus All-American in 2010, Fairley finished the season with 24.0 tackles for loss and 11.5 quarterback sacks, both school single-season marks.

# Uniquely Auburn

## Final Roll

As part of A-Day 2013, Auburn University and the City of Auburn hosted the "Final Roll" of Toomer's Corner. The original trees were removed during the summer of 2013 and replaced temporarily by wires. New trees were transplanted in 2015 and were rolled again by fans during the 2016 season.

## First from Worst in the SEC

With a seven-win improvement from 0-8 in SEC play in 2012 to 7-1 in 2013, Auburn made the biggest turnaround in SEC history. Auburn defeated Missouri in the SEC Championship Game 59-42 before falling 13 seconds shy of winning the BCS National Championship. The previous top turnarounds in the SEC were Ole Miss: 1-6 (1946 to 6-1 (1947); Georgia: 2-4 (1958) to 7-0 (1959); Ole Miss: 0-6 (1974) to 5-1 (1975); LSU: 0-6 (1983) to 4-1-1 (1984). At 12-2 overall, Auburn (+8.0) fell just shy of the biggest improvements in NCAA records (8.5 games by Hawaii from 1999 to 2000).

## Four in the First

Auburn set a Southeastern Conference record when four Tigers were selected in the first round of the 2005 NFL Draft. Ronnie Brown went second overall to Miami, Carnell Williams fifth to Tampa Bay, Carlos Rogers ninth to Washington and Jason Campbell 25th to the Redskins. Auburn became just the 11th school to have four players selected in the first round of the same draft. Meanwhile, the backfield of Brown, Campbell and Williams became the first to all be selected in the first round in the same year.

## Hare, Cliff

Cliff Hare was a member of Auburn's first football team who went on to serve as chair of the Auburn Faculty Athletic Committee. Auburn's football stadium is named for the longtime professor and dean of the School of Chemistry. He served as president of the Southern Conference before the formation of the Southeastern Conference.

## Heisman, John

The legendary coach for which college football's top honor is named coached at Auburn from 1895-99, posting a 12-4-2 record. Auburn is the only school where John Heisman coached to have a Heisman Trophy winner. Heisman left Auburn for Clemson and then Georgia Tech, where he lost 10 of 15 meetings with Auburn.

## Heisman Statues

Three statues of Auburn Heisman Trophy winners Pat Sullivan, Bo Jackson and Cam Newton are located at the entry plaza on the east side of Jordan-Hare Stadium. The bronze statues, which are one and a half times life size and each weighs over 1,900 pounds, were designed and sculpted by Ken Bjorge of Big Fork, Montana. A bust of John Heisman was also commissioned and is located near the statues at the east entry plaza. The statues were dedicated in a ceremony on April 14, 2012.

## Heisman Trophy

Auburn has three. Pat Sullivan won the coveted award in 1971. Bo Jackson did the same in 1985. Cam Newton gave the program its third Heisman in 2010.

## Interception Game

Those who witnessed Auburn's 30-26 victory over LSU in 1994 saw one of the most bizarre finishes ever to a college football game. With LSU leading 23-9 going into the fourth quarter, Auburn safety Ken Alvis picked off an LSU pass and rambled 42 yards for a touchdown. Before the final horn sounded Fred Smith followed suit for 32 yards and a score, then Brian Robinson returned yet another pickoff for a 41-yard TD. In all, the Tigers intercepted five LSU passes in the fourth quarter to keep a 14-game winning streak alive.

## Jordan, Ralph

Over the years few names have been more synonymous with Auburn football than Ralph "Shug" Jordan. The all-time winningest football coach at Auburn, Jordan won 176 games over a 25-year career on The Plains. A four-time Southeastern Conference coach of the year, he was also named national coach of the year in 1957 after leading Auburn to its first football outright national championship.

## Jordan-Hare Stadium

Auburn's showcase football stadium which seats 87,451 with 70 luxury suites located between the lower level and upper deck on the East side of the stadium. The stadium was dedicated Nov. 30, 1939, with 7,500 seats that are now incorporated into the West stands. Ten years later 14,000 more seats were added and the stadium was named Cliff Hare Stadium, although only 12 home games were played there over that 10-year span. Additional seats were added in 1955, 1960 and 1970. The West upper deck was completed in 1980 and the East upper deck and suites were finished for the 1987 season. The facility was renamed Jordan-Hare Stadium in 1973.

## "Kick Six"

Chris Davis returned a missed Alabama field goal 109 yards (100 officially) as time expired to give No. 4 Auburn a 34-28 win over top-ranked Alabama on Nov. 30, 2013, and send it to the SEC Championship Game for the fifth time in school history, which the Tigers won to advance to the BCS National Championship Game at the Rose Bowl. With one second remaining, Alabama, which ended the game 0-of-4 on field goal attempts, lined up for a 57-yard field goal attempt. The final second was added after Alabama's T.J. Yeldon ran 24 yards and stepped out of bounds with the game clock originally reading 0:00. Adam Griffith, who was attempting his first field goal of the night after Cade Foster missed two field goal attempts and had a third blocked, sent his kick to the very back of the end zone where Davis caught it. Davis followed his blockers to the Auburn sideline and raced the entire length of the field to send the sellout crowd of 87,451 inside Jordan-Hare-Stadium into pandemonium for the second straight game. Fans immediately rushed onto the field from the stands and even from outside the stadium while tailgating, covering it entirely.

## Kick It Again

In September 2004, on its way to a perfect 13-0 season, Auburn played host to LSU just days after Hurricane Ivan swept through Alabama. Trailing 9-3, the game came to a climax when Jason Campbell connected with Courtney Taylor with 1:14 to play, tying the score 9-9. The ensuing extra point was missed, but an LSU penalty allowed for another attempt. John Vaughn promptly nailed the second chance, giving the Tigers the 10-9 advantage and ensuring Auburn's place in the record books.

## Lupton, Frank

Frank Lupton, a halfback and captain of the 1892 football squad, scored the first touchdown and kicked the first conversion in Auburn Football history in a 10-0 Auburn victory over Georgia on Feb. 20, 1892.

## National Champions

Auburn has been the National Champions in 1957 and 2010. The 2010 Tigers won the BCS National Championship by going a perfect 14-0 behind Heisman Trophy winner Cam Newton and Lombardi Trophy winner Nick Fairley and a veteran senior class. The Tigers defeated Oregon 22-19 in the National Championship Game as placekicker Wes Byrum kicked a 19-yard field goal as time expired, capping a 73-yard drive. In 1957, Auburn went 10-0 under legendary coach Ralph "Shug" Jordan as the Tigers' dominating defense only allowed 28 points combined the entire season. Auburn, ranked No. 1 by the Associated Press, blanked Alabama 40-0 in the season finale.

# Uniquely Auburn

## Newton, Cam

Perhaps one of the greatest single-season performances by a college football player was displayed by Cam Newton in 2010. The consensus national player of the year that season, Newton helped lead the Tigers to the BCS National Championship. For his efforts, Newton won the Heisman Trophy, Davey O'Brien Award, Maxwell Award and the Manning Award. The first SEC player to throw for 2,000 yards and rush for 1,000 in a single season, Newton was responsible for 51 touchdowns that season and set numerous school records. He threw for 2,854 yards and 30 touchdowns, while rushing for 1,473 yards and 20 TDs.

## Nicknames

There is only one ... Tigers. There is no such thing as an Auburn War Eagle, an Auburn Plainsman or Plainsmen or an Auburn Lady Tiger. It is simply Tigers. "War Eagle" is a battle cry and The Plainsman is the name of Auburn's student newspaper.

## Nix-to-Sanders

With starting quarterback Stan White lying in pain on the turf of Jordan-Hare Stadium and Auburn's undefeated season hanging in the balance against Alabama in 1993, sophomore quarterback Patrick Nix was summoned to the huddle to face a 4th-and-15 at the Alabama 35-yard line with Auburn trailing 14-5 and 6:09 left in the third quarter. Offensive coordinator Tommy Bowden relayed the call to the sidelines and "278Z Takeoff" would become a part of Auburn football lore. Nix, without a chance to loosen up, hung the ball up and receiver Frank Sanders pulled it down for a touchdown. Auburn went on to win 22-14.

## Nova

The name of golden eagle War Eagle VII, Nova was introduced during halftime of Auburn's game against Georgia in 2006 and flew through the 2016 season. Nova replaced Tiger, which served as War Eagle VI for 20 years, from 1986-2006. Spirit, a bald eagle, has flown at selected Auburn home games since 2004, and Aurea, a golden eagle, made her first stadium flight in 2018.

## Outland Trophy

Auburn players have won two. Zeke Smith won the first in 1958, Tracy Rucker the second in 1988. Rucker made it a clean sweep in 1988 by also winning the Lombardi Award.

## Pat Dye Field

The turf at Jordan-Hare Stadium was officially named after Pat Dye, Auburn's Hall of Fame coach and athletics director, prior to the 2005 Iron Bowl. The Tigers posted a 99-39-4 record in 12 seasons under Dye from 1981-92, and won four SEC championships. Auburn's home games are now played at Pat Dye Field at Jordan-Hare Stadium.

## Perfect in 2004

It began with a 31-0 win over Louisiana-Monroe and culminated with a 16-13 victory over Virginia Tech in the Nokia Sugar Bowl. The 2004 season will be forever known as Auburn's Perfect Season, a year in which the Tigers defeated four top 10 teams en route to a No. 2 national finish, their highest since ending the season No. 1 in 1957. Auburn rode a high-powered offense and one of the nation's top defenses to its sixth-ever Southeastern Conference Championship and third straight bowl victory.

## Perfect Seasons

Auburn has had seven undefeated seasons in its history. The Tigers went 14-0 and won the BCS National Championship and were SEC Champions in 2010, went 13-0 and were SEC Champions in 2004, went 11-0 in 1993, went 10-0 and were the Associated Press National Champions and were SEC Champions in 1957, went 8-0 in 1913, 5-0 in 1904 and 4-0 in 1900.

## Petrie, Dr. George

Dr. George Petrie, a faculty member in the Agricultural and Mechanical College in 1892, organized and was the coach of Auburn's first football team. One of Auburn's academic buildings, Petrie Hall, was named in his honor.

## "Phantom of Union Springs"

Jimmy Hitchcock, a Union Springs, Ala., native, was Auburn's first football All-American. The "Phantom of Union Springs" was also a baseball All-American who later returned to coach and hold a position on the Auburn University Board of Trustees. He earned his nickname, The Phantom, from his speed and ability to elude defenders on the football field. Auburn's baseball facility, Hitchcock Field at Plainsman Park, is named in honor of Jimmy and Billy Hitchcock, brothers who made a lasting impact on Auburn.

## Piedmont Park

The site of the first Auburn football game on February 20, 1892, in Atlanta. Auburn defeated Georgia, 10-0, in that game, kicking off the oldest rivalry in the South. The Auburn and Georgia athletic departments held a joint ceremony at Piedmont Park on February 20, 1992, to commemorate the 100-year anniversary of football at both universities.

## "Prayer in Jordan-Hare"

Wide receiver Ricardo Louis hauled in a desperation touchdown throw from quarterback Nick Marshall with 25 seconds left and Auburn down a point. The 73-yard catch, which was deflected up into the air by a Georgia defender, gave No. 7 Auburn a 43-38 win over No. 25 Georgia in 2013. Facing a 4th and 18 at its own 27, and its SEC Championship dreams alive, Marshall heaved a ball down the middle of the field that a pair of Georgia defenders converged on. Louis was past the defenders, who both tried to make a play on the underthrown ball but instead bounced it up into the air long enough for Louis to get under it and scamper into the end zone. Georgia was not done, however, starting at its own 25-yard line. Aaron Murray, who finished with 415 yards passing, had one last chance from the Auburn 20-yard line but Auburn defensive end Dee Ford forced Murray out of the pocket and got a hand on him as he was releasing the ball, causing an incomplection and pandemonium from the sold-out crowd of 87,451 in Jordan-Hare Stadium.

## "Punt Bama Punt"

Maybe the most famous and easily the most talked about Auburn-Alabama football game. Trailing 16-0 heading into the fourth quarter in the 1972 contest, Auburn's Gardner Jett made a field goal. Then lightning struck - twice. Bill Newton blocked an Alabama punt and David Langner returned it 25 yards for an Auburn touchdown. Three minutes later Newton blocked another punt and Langner ran 20 yards for the score. The Tigers defeated the Tide 17-16.

## Retired Jerseys

There are only three at Auburn: Pat Sullivan's 7, Terry Beasley's 88 and Bo Jackson's 34. Sullivan and Beasley's jerseys were retired following Sullivan's 1971 Heisman Trophy season and Jackson's jersey was retired as part of Auburn's football centennial celebration in 1992.

## Rimington Trophy

Auburn's Reese Dismukes won the 2014 Rimington Trophy given each year to the nation's top center. Dismukes was the first Rimington winner in Auburn history. A four-year starter, he made 50 starts at center in his career.



# Uniquely Auburn

---

## Singing in the Rain

The start of games in two consecutive weeks at Jordan-Hare Stadium were delayed by severe weather early in the 2009 season. On Sept. 19, during a delay prior to the Auburn-West Virginia game, a torrential downpour couldn't keep Auburn's student section from continuing to sing and cheer while staying at their seats throughout the delay. Once the storm passed and the game began, the pumped up crowd helped Auburn to a 41-30 victory. Seven days later, another severe storm delayed the start of the Auburn-Ball State game, which Auburn went on to win 54-30.

## Sullivan-to-Beasley

Auburn's most prolific passing combination. From 1969 to 1971 Pat Sullivan and Terry Beasley connected for more than 2,500 passing yards and nearly 30 touchdowns. Thirty-seven years after the end of their careers, both Sullivan and Beasley still hold Auburn's career passing and receiving touchdown records, respectively.

## Team of Destiny

The 2013 Auburn Tigers defied all odds with a worst-to-first season posting the greatest turnaround in SEC history (+7 conference wins) and second-best in NCAA history with a +8.0 improvement in National Coach of the Year Gus Malzahn's first season. Auburn finished 12-2 while winning the SEC Championship and reaching the BCS National Championship Game at the Rose Bowl a year after going 3-9. The Tigers claimed four fourth quarter come-from-behind victories including the Prayer in Jordan-Hare miracle over No. 25 Georgia and the Kick Bama Kick win over No. 1 Alabama. The Tigers fell 13 seconds short of their second BCS National Championship in four seasons in a heartbreaker when Florida State's Jameis Winston, the Heisman Trophy winner, completed a 2-yard touchdown pass for a 34-31 Seminoles victory.

## Thorpe Award

Carlos Rogers won the award in 2004 after finishing with two interceptions, 10 pass breakups and 47 tackles. The award is given annually to the nation's top collegiate defensive back.

## Tiger Walk

An Auburn tradition which began in the early 1960s when Auburn players would walk from Sewell Hall to the football stadium and fans would line Donahue Drive to wish them well. Over the years Tiger Walk has grown into a major part of game day at Auburn, so much so that it is listed on the players' game weekend itinerary. The largest Tiger Walk is believed to have taken place prior to the 1989 Alabama game when more than 20,000 well wishers lined the street. Every Tiger Walk prior to home games draws thousands of fans, and recently, the Tiger Walk has become a standard as Auburn football players enter stadiums on the road. Tiger Walk is two hours before kickoff for every game.

## Toomer's Corner

The center of town where the Auburn University campus meets the City of Auburn. Toomer's Corner, where College Street intersects Magnolia Avenue, has long been the gathering place for Auburn athletic celebrations. After any football win, and significant victories in other sports, Auburn students and citizens alike join forces to "roll" the trees (and anything else that doesn't move) at Toomer's Corner with toilet tissue. Celebrations after significant football victories can go on for hours and leave the heart of town looking like a blizzard passed through.

## Toomer's Drug Store

An Auburn landmark at the corner of College and Magnolia reputed to serve the best lemonade in the country. It is Auburn legend that John Heisman used to frequent Toomer's Drugs for a taste of the now-famous lemonade.

## Top 10 Rankings

Auburn has been nationally ranked in the Top 10 final poll 20 times, including five times this century: 2004, 2006, 2010, 2013 and 2017. Other years the Tigers finished ranked in the Top 10 were 1955, 1957, 1958, 1963, 1970, 1971, 1972, 1974, 1983, 1986, 1987, 1988, 1989, 1993 and 1994.

## Walk-ons

Auburn has a long and storied past of football walk-ons who have gone on to very successful football careers. One success story belongs to former three-time All-Pro and Defensive MVP (1995) defensive end Kevin Greene. After being cut once, Greene walked on at Auburn a second time and made the team. He went on to play 15 seasons in the NFL and was a 2016 inductee to the Pro Football Hall of Fame.

## "War Eagle"

Auburn's battle cry, not Auburn's nickname. There are several legends concerning the origin of the War Eagle battle cry, dating back to 1864 and the Civil War at the Battle of the Wilderness in Virginia.

# The Fable of War Eagle

According to legend, football and the cry of “War Eagle” came to Auburn the same day.

It was February 20, 1892, the day Auburn and Georgia met in the first game of the longest continuous football rivalry in the Deep South.

The story actually began before that. That first Auburn-Georgia game was only the culmination. It began in 1864 at the Battle of the Wilderness in Virginia.

An Auburn student had gone off to fight with Robert E. Lee and the Confederate troops. He was with them on the worst day of the long and fierce battle.

He was wounded, and when the armies retreated to their respective lines, he was left on the battlefield for dead. When he regained consciousness, there were only two living things as far as he could see, himself and a baby eagle.

Brought together by their common bond of misery, the soldier took the wounded bird with him and nursed him back to health. When he returned to Auburn after the war, the eagle came with him.

The student-turned-soldier came back to Auburn and ultimately became a member of the faculty. He was there that day in Atlanta’s Piedmont Park when Auburn and Georgia met in what would now be called “The Game of the Century.” As usual, the eagle—called War Eagle because of the circumstances under which he was found—was there with him.

When Auburn scored the first touchdown the old eagle broke free from its master and began to soar above the field. Auburn people looked skyward, saw the familiar figure, and shouted “War Eagle.”

At the end of the game which Auburn won 10-0, the old eagle collapsed and died, presumably having given his all in pursuit of victory for Auburn. War Eagle’s body may have died that day, but his spirit lives forever in the hearts of Auburn people who love to stand and shout “War-r-r-r Eagle” long into the night following an Auburn victory.

The facts of this legend cannot be authenticated, but it makes a good story and is the one most used to describe how the “War Eagle” battle cry became associated with Auburn teams.

Auburn teams are known as “The Auburn Tigers,” but the cry of Auburn faithful is ever the same: “War-r-r-r Eagle!”

Nova, War Eagle VII, was formally introduced as Auburn’s official symbol in November 2006. Hatched at the Montgomery Zoo in 1999, Nova, a male Golden Eagle, came to Auburn in 2000 and flew for the first time as Auburn took on Kentucky in 2004. He continued stadium flights until 2016.

Spirit, who also flies at selected games, is the only Bald Eagle to have flown in Jordan-Hare Stadium. His first flight was in 2004. He is easily recognizable soaring prior to kickoff because, unlike Golden Eagles, Spirit has a bright white head and tail feathers, typical of adult Bald Eagles. Discovered in Florida as an injured fledgling, Spirit came to Auburn in 1998 to join the Raptor Center’s birds of prey.

Aurea, a golden eagle, made her first stadium flight against Liberty in 2018. She was found near Selma, Ala., in 2016 with a fractured wing.

War Eagle V, which had represented Auburn for five seasons, died just days prior to the 1986 season opener. Following a nationwide search for the perfect eagle, War Eagle VI was located at Land Between the Lakes, Ky. The female golden eagle, Tiger, underwent numerous tests and conditioning programs at the Auburn Vet School before making its debut at the Georgia game November 15, 1986, in Auburn.

*Editor’s Note: Jim Phillips, former Plainsman editor, wrote this version of the fable of War Eagle in the late 1950s.*

## Auburn Nickname Explanation

Auburn’s nickname is the TIGERS.

Auburn’s battle cry is “WAR EAGLE!”

Through the years, these two Auburn terms have often been used interchangeably and incorrectly. There are hats and T-shirts with Auburn War Eagles on them. Even the news media has been known to refer to an Auburn team as the War Eagles or to an Auburn player as a War Eagle.

In fact, when the Tigers play a game on the road, there is often an article written in the local paper wondering why Auburn has three nicknames – the Auburn Tigers, the Auburn War Eagles and the Auburn Plainsmen.

To set the record straight, Auburn has only one nickname – the Auburn Tigers.

“War Eagle” is a battle cry, used by Auburn fans in the same manner Alabama fans yell “Roll Tide!” and Arkansas fans yell “Sooie Pig!” You never hear Alabama referred to as the Alabama Roll Tides or Arkansas as the Arkansas Sooie Pigs, and to call Auburn teams the Auburn War Eagles would be just as incorrect. The battle cry “War Eagle” should never have an “s” on the end of it.

The nickname “Tigers” comes from a line in Oliver Goldsmith’s poem, “The Deserted Village,” published in May 1770, “where crouching tigers wait their hapless prey...”

The term “Plainsmen” comes from a line in that same Goldsmith poem, “Sweet Auburn, loveliest (sic) village of the plain...” Since Auburn athletes were, in the early days, men from the Plains, it was only natural for newspaper headline writers to shorten that to “Plainsmen.”

It may be confusing to an outsider, but to Auburn people, it is very simple. That’s why War Eagle VII, Auburn’s golden eagle symbol, is named Nova!

## **War Eagle (Fight Song)**

War ... Eagle, fly down the field, Ever to conquer, never to yield  
War ... Eagle fearless and true. Fight on, you orange and blue.

Go! Go! Go!

On to vic’try, strike up the band,

Give ’em hell, give ’em hell.

Stand up and yell, Hey! War ... Eagle, win for Auburn,

Power of Dixie Land!

# Auburn's Mascot "Aubie"

Aubie, Auburn's costumed Tiger mascot, is in his 40th year as a spirit leader and goodwill ambassador for Auburn University.

A popular character among Auburn fans and one of the more animated mascots in the country, Aubie has been on the job since 1979.

Aubie's existence began as a cartoon character that first appeared on the Auburn/Hardin-Simmons football program cover October 3, 1959. Birmingham Post-Herald artist Phil Neel created the cartoon Tiger who continued to adorn Auburn program covers for 18 years.

Aubie's look changed through the years. In 1962, he began to stand upright and the next year, 1963, wore clothes for the first time—a blue tie and straw hat.

Aubie's appearances on game programs proved to be somewhat of a good luck charm for Coach Ralph "Shug" Jordan's teams. The Tigers were victorious in the first nine games he graced the cover and, in his first six years, Auburn posted a 23-2-1 home record. Auburn's home record during the 18 years Aubie served as cover tiger was 63-16-2.

Aubie's last appearance on the game program cover was Oct. 23, 1976, when Auburn downed Florida State, 31-19, but Aubie returned to Auburn's cover against Alabama on Nov. 30, 1991, Auburn's last home game at Legion Field.

In 1979, Aubie came to life at the Southeastern Conference basketball tournament. James Lloyd, Auburn spirit director for the Student Government Association, with help from the Alumni Association, contacted Brooks-Van Horn Costumes in New York, N.Y. The company was provided with copies of the 1961 Auburn-Alabama and 1962 Auburn-Georgia Tech game programs to use for reference in creating a costume of the cartoon character. The firm, which also provided costumes for Walt Disney, designed and produced a Tiger costume for \$1,350. Individual contributions from various Auburn clubs, alumni and friends helped pay for the first costume.

Aubie proudly marched into the Birmingham-Jefferson Civic Center on Feb. 28, 1979, and helped lead first-year Auburn coach Sonny Smith's team to an upset of Vanderbilt. The following day, Aubie returned to the arena and the Tigers surprised Georgia in the longest game in SEC tournament history, four overtimes. Before the weekend was complete, Aubie helped lead the ninth-place team in the regular season to the semifinals of the tournament.

Aubie has been selected as the nation's No. 1 college mascot nine times, the first in 1990-91 by the Universal Cheerleader Association with Chris Wood, Mike Jernigan and Rob Thomson as the Friends of Aubie. And the 1994-95 Friends of Aubie, Trey Humphreys, Mike Murphy and Billy Stephens, received No. 1 college mascot again. In 1995-96, the Friends of Aubie, Billy Stephens (head Aubie) of Metairie, La., along with Mike Griffin and Josh Agerton, both of Auburn, claimed the title again. In 1998-99, the Friends of Aubie, J.G. Carver (head Aubie) of Huntsville, Eric Krausse of Chesterfield, Va., and Brannon McKim of Montgomery captured Auburn's fourth national championship. Aubie's fifth national championship was awarded in 2002-03, with Taylor Griswold (head Aubie) from Montgomery, Jeremy Legg from Franklin, Tenn., and Trey Mock from Marietta, Ga., as the Friends of Aubie. Aubie won it again in 2005-06 by Friends of Aubie Evan Thomas, (head Aubie) from Dothan, David Smith from Ozark and Chris Delvizio from Brentwood, Tenn. The most recent national championship by Aubie was brought home in 2015-16.

Along with Aubie's nine national championships, he was the first collegiate mascot inducted into the Mascot Hall of Fame.

## Aubie Facts:

**First Year as Costumed Mascot:** 1979

**First Costume Designer:** Brooks-Van Horn Costumes, New York, N.Y.

**Other Costume Designers:** Bienville Costumes, Mobile, Ala.; BTS Productions, Auburn

**First Appearance:** Auburn men's basketball vs. Vanderbilt (Feb. 28, 1979) at SEC Tournament at Birmingham County Civic Center

**National Championships:** 1991, 1995, 1996, 1999, 2003, 2006, 2012, 2014, 2016

**Mascot Hall of Fame Inductee:** Aug. 15, 2006

**Capital One All-America Mascot Team:** 2003, 2004, 2005, 2006, 2011, 2014

## The Alma Mater

On the rolling plains of Dixie  
'Neath its sun-kissed sky,  
Proudly stands, our Alma Mater  
Banners high.

To thy name we'll sing thy praise,  
From hearts that love so true,  
And pledge to thee our  
Loyalty and ages through.

We hail thee, Auburn, and we vow  
To work for thy just fame,  
And hold in memory as we do now  
Thy cherished name.

Hear thy student voices swelling,  
Echoes strong and clear,  
Adding laurels to thy fame  
Enshrined so dear.

From thy hallowed halls we'll part,  
And bid thee sad adieu;  
Thy sacred trust we'll bear with us  
The ages through.

We hail thee, Auburn, and we vow  
To work for thy just fame,  
And hold in memory as we do now  
Thy cherished name.

**Composed by Bill Wood, 1942**  
**Word revision, 1960**

## The Auburn Creed

I believe that this is a practical world and that I can count only on what I earn.  
Therefore, I believe in work, hard work.  
I believe in education, which gives me the knowledge to work wisely and trains my mind and my hands to work skillfully.  
I believe in honesty and truthfulness, without which I cannot win the respect and confidence of my fellowmen.  
I believe in a sound mind, in a sound body and a spirit that is not afraid, and in clean sports that develop these qualities.  
I believe in obedience to law because it protects the rights of all.  
I believe in the human touch, which cultivates sympathy with my fellowmen and mutual helpfulness and brings happiness for all.  
I believe in my Country, because it is a land of freedom and because it is my own home, and that I can best serve that country by "doing justly, loving mercy, and walking humbly with my God."  
And because Auburn men and women believe in these things, I believe in Auburn and love it.

—George Petrie  
Auburn's First Football Coach

# Auburn's Symbol

## Nova/Spirit/Aurea

For more than 100 years, eagles have been associated with Auburn University's football program. From a static presence on the sidelines to rousing flights over the field, WAR EAGLE has become an Auburn icon.

The role of Auburn University's eagles is to promote wildlife conservation as a part of the education initiatives of the U.S. Fish & Wildlife Service and the College of Veterinary Medicine's Southeastern Raptor Center. The USF&WS permits the Raptor Center to house eagles and use them on hundreds of educational presentations each year – including Auburn's home football games.

Currently, flighted eagles and numerous other non-releasable raptors are used for these educational programs. Eagles stir emotions in many people as they have come to symbolize strength, power and courage as well as other important values such as freedom, American heritage and the preservation of our environment. Golden Eagles Tiger (War Eagle VI), Nova (War Eagle VII), Aurea and Spirit (a Bald Eagle) are the eagles that have inspired football fans with their graceful flights over Jordan-Hare Stadium.

Tiger was hatched in captivity in 1980 and came to live at Auburn University in 1986. A frequent sideline fixture, she made her first free flight at the Wyoming game August 31, 2000, and flew prior to many games as well as at educational programs and the 2002 Winter Olympics. She continued to appear at some educational presentations despite a diagnosis of skin cancer in 2006 and underwent successful cataract surgery in December, 2012. Tiger passed away June 18, 2014, at age 34.

At the Georgia game in November 2006, Tiger made her last stadium flight and "retired." A halftime ceremony at that game recognized her contributions to the Auburn community and to the USF&WS conservation mission. Golden Eagle Nova was then inaugurated as War Eagle VII.

Tiger was recognized at Auburn's season opener on August 31, 2013, marking the 13-year anniversary of her first free flight. Her appearance began Auburn's remarkable turnaround season that will long be remembered as *The Team of Destiny*. The Tigers went from worst to first by winning the 2013 SEC Championship before falling 13 seconds shy of winning the BCS National Championship.

Although not titled War Eagle VII until November 2006, Nova's first pre-game flight was at the Kentucky game in 2004. Nova was hatched in 1999 at the Montgomery Zoo and came to Auburn in 2000. Nova looks similar to Tiger but has a smaller stature because he is a male, and appears in scores of educational programs every year. Nova ceased his pregame flights during the 2017 football season after being diagnosed with cardiomyopathy.

Spirit is the only Bald Eagle that has ever flown in Jordan-Hare Stadium; his first game flight was in 2001. You can recognize Spirit soaring before kickoff because unlike the Golden Eagles, Spirit has a bright white head and tail feathers. In 1995, Spirit was discovered as an injured fledgling in Florida.

He came to Auburn in 1998 and joined the educational collection at the Raptor Center. His damaged beak makes him non-releasable. Bald Eagles are found throughout Alabama and wild ones can sometimes be seen soaring in Auburn skies.

Aurea, a female Golden Eagle, made her first stadium flight at the 2018 Liberty game. She was found near Selma, Ala., in 2016 with a fractured wing.

In the 1970s, a group from Auburn's College of Veterinary Medicine began an intensive effort to treat and rehabilitate injured raptors. This initiative led to the creation of what is now known as the Southeastern Raptor Center. The SRC is the oldest and only medical and surgical wildlife rehabilitation facility in the Southeast dedicated solely to raptors. SRC is supported by the College of Veterinary Medicine and is a non-

profit organization that depends upon public and private contributions to accomplish its mission.

Hundreds of educational programs for schools and other groups help generate these funds. The Southeastern Raptor Center's mission is to rehabilitate and release injured and orphaned raptors, educate the public about their role and importance, and research raptor-related issues.

At SRC, raptors are admitted with a variety of injuries and ailments. Many birds are rehabilitated and released. When release is not possible, the bird may become a permanent center resident or transfer to another educational facility. You can support SRC by purchasing SRC merchandise at the AU Bookstore or through SRC's website.

Here, you can also contribute to SRC birds through the Adopt-A-Raptor program. This year, SRC will have public raptor shows which will include an eagle flight. These presentations are at the SRC Amphitheatre at 4:00 p.m. each Friday before home games. The \$5 admission is payable at the gate.

For more information or to inquire about scheduling an educational program for your group, call 334-844-6943 or visit [www.auburn.edu/raptor](http://www.auburn.edu/raptor).

### **Nova's Facts:**

**Title:** War Eagle VII

**Type of Bird:** Golden Eagle (*Aquila chrysaetos*)

**Hatch Year:** 1999

**Weight:** 9 pounds

**Wingspan:** 6 feet

**Favorite Food:** Rodents

**Talon Length:** 2 inches

**First JHS Flight:** 2004

### **Spirit's Facts:**

**Title:** American Emblem

**Type of Bird:** Bald Eagle (*Haliaeetus leucocephalus*)

**Hatch Year:** 1996

**Weight:** 9 pounds

**Wingspan:** 6 feet

**Habitat:** Open water and wetlands

**Favorite Food:** Fish

**First JHS Flight:** 2002

### **Aurea's Facts:**

**Type of Bird:** Golden Eagle (*Aquila chrysaetos*)

**Hatch Year:** 2014

**Weight:** 8 pounds

**Wingspan:** 6.5 feet

**Favorite Food:** Rats

**Talon Length:** 2.75 inches

**First JHS Flight:** 2018

### **For More Information:**

Call (334) 844-6943 or visit the web site at: [www.auburn.edu/raptor](http://www.auburn.edu/raptor)



# Alphabetical Roster

No.	Name	Pos.	Ht.	Wt.	Yr.	Hometown	No.	Name	Pos.	Ht.	Wt.	Yr.	Hometown
37	Payton Anderson	RB	5-11	205	Fr.	Fyffe, AL	55	T.D. Moultry	Buck	6-2	243	Jr.	Birmingham, AL
15	Wil Appleton	QB	5-11	194	Sr.	Albertville, AL	95	Reece Mullins	DE	6-3	225	Fr.	Marietta, GA
16	Malcolm Askew	DB	5-11	185	So.	McCalla, AL	63	Peyton Nance	DT	5-11	302	So.	Attala, AL
12	Devan Barrett	DB	6-0	195	Jr.	Tampa, FL	30	Tommy Nesmith	WR	6-0	168	Fr.	Auburn, AL
79	Kamaar Bell	OL	6-2	320	Fr.	Moultrie, GA	44	Daquan Newkirk	DT	6-3	306	Jr.	Orlando, FL
39	Chris Bobo	DB	5-11	183	RFr.	Alpharetta, GA	99	Spencer Nigh	FB	6-0	267	Sr.	Magnolia, TX
93	Devonte Booker	DE	5-11	221	RFr.	Orlando, FL	10	Bo Nix	QB	6-2	207	Fr.	Pinson, AL
52	Nick Brahms	OL	6-3	301	So.	Navarre, FL	51	Justin Osborne	OL	6-4	280	Fr.	Flower Mound, TX
73	Gabe Brinson	DT	6-5	289	RFr.	Lorton, VA	87	Pace Ozmint	WR	6-1	196	Sr.	Glencoe, AL
33	K.J. Britt	LB	6-0	236	Jr.	Oxford, AL	10	Owen Pappoe	LB	6-1	219	Fr.	Lawrenceville, GA
48	O.C. Brothers	LB	6-1	231	Fr.	Titusville, FL	36	Ben Patton	K	5-9	180	Fr.	Rochester, MI
5	Derrick Brown	DT	6-5	318	Sr.	Sugar Hill, GA	82	Cameron Payne	WR	6-2	211	So.	Oak Ridge, NC
43	Kameron Brown	LB	6-0	255	Fr.	Sugar Hill, GA	15	Jordyn Peters	DB	6-1	195	Jr.	Muscle Shoals, AL
1	Big Kat Bryant	DE	6-5	247	Jr.	Cordele, GA	22	Erik Piedy	DB	5-10	175	RFr.	New Orleans, LA
80	Sal Cannella	WR	6-5	228	Sr.	Schaumburg, IL	18	Nehemiah Pritchett	DB	6-1	162	Fr.	Jackson, AL
26	Anders Carlson	K	6-5	213	So.	Colorado Springs, CO	11	Zion Puckett	DB	5-11	208	Fr.	Griffin, GA
47	Craig Carter	DB	5-11	196	Sr.	Milton, GA	67	Jacob Quattlebaum	LS	6-0	235	RFr.	Enterprise, AL
91	Nick Coe	Buck	6-5	291	Jr.	Asheboro, NC	21	Mark-Antony Richards	RB	6-1	195	Fr.	Wellington, FL
70	Michael Cone	OL	6-4	325	So.	Dallas, GA	40	Jacob Rogers	DB	6-0	209	Sr.	Goodwater, AL
3	Marlon Davidson	DE	6-3	278	Sr.	Greenville, AL	83	Malcolm Russell	WR	5-11	195	RFr.	Pelham, AL
13	Javaris Davis	DB	5-10	180	Sr.	Jacksonville, FL	72	Prince Micheal Sammons	OL	6-7	307	Jr.	Blanchester, OH
86	Luke Deal	TE	6-6	251	Fr.	Greenwood, SC	24	Cord Sandberg	QB	6-3	229	RFr.	Bradenton, FL
27	Tanner Dean	LB	6-3	214	So.	Birmingham, AL	5	Anthony Schwartz	WR	6-0	179	So.	Pembroke Pines, FL
20	Jeremiah Dinson	DB	6-0	191	Sr.	Miami, FL	66	Bailey Sharp	OL	6-5	305	Sr.	Marietta, GA
71	Jack Driscoll	OL	6-5	296	Sr.	Madison, CT	16	Jashawn Sheffield	WR	6-1	183	Fr.	Brunswick, GA
14	Zach Farrar	WR	6-4	210	Jr.	Keller, TX	47	John Samuel Shenker	TE	6-3	248	So.	Albany, GA
41	Josh French	DB	5-11	203	Jr.	Birmingham, AL	32	Sam Sherrod	DB	5-11	194	Jr.	Birmingham, AL
85	Tyler Fromm	TE	6-5	218	Fr.	Warner Robins, GA	9	Jamien Sherwood	DB	6-2	204	So.	Jensen Beach, FL
89	Phelps Gambill	TE	6-5	276	Jr.	Nashville, TN	8	Shaun Shivers	RB	5-7	179	So.	Fort Lauderdale, FL
1	Joey Gatewood	QB	6-5	233	RFr.	Jacksonville, FL	26	Jaylin Simpson	DB	6-0	162	Fr.	Brunswick, GA
28	Devin Guice	DB	5-8	160	Jr.	Opelika, AL	90	Arryn Siross	P	6-3	212	Jr.	Melbourne, Australia
29	Derrick Hall	Buck	6-3	230	Fr.	Gulfport, MS	53	Clarke Smith	LS	6-3	231	Jr.	Leeds, AL
59	Brodarious Hamm	OL	6-5	312	So.	Griffin, GA	12	Eli Stove	WR	6-0	188	Jr.	Niceville, FL
96	Jaren Handy	DL	6-5	259	Fr.	Hattiesburg, MS	62	Kameron Stutts	OL	6-4	320	RFr.	Killen, AL
77	Marquel Harrell	OL	6-3	309	Sr.	Atlanta, GA	60	Bill Taylor	LS	6-3	226	So.	Northport, AL
30	Michael Harris	LB	6-3	240	RFr.	Tucker, GA	24	Daniel Thomas	DB	5-11	209	Sr.	Montgomery, AL
33	Will Hastings	WR	5-10	174	Sr.	Little Rock, AR	38	Barrett Tindall	LB	6-0	219	So.	Birmingham, AL
53	Sawyer Hennis	LB	6-0	204	Fr.	Greenville, AL	98	Trent Townsend	DL	6-4	269	Fr.	Kennesaw, GA
19	Matthew Hill	WR	6-1	190	RFr.	Lawrenceville, GA	68	Austin Troxell	OL	6-6	310	So.	Huntsville, AL
64	Mike Horton	OL	6-4	325	Sr.	Atlanta, GA	94	Tyrone Truesdell	DT	6-2	310	Jr.	Augusta, GA
4	Noah Igbinoehene	DB	5-11	200	Jr.	Trussville, AL	6	Christian Tutt	DB	5-11	190	So.	Thomson, GA
50	Jalil Irvin	OL	6-2	299	RFr.	Stone Mountain, GA	42	Jacob vonEschenbach	Buck	6-1	211	Jr.	Enterprise, AL
65	Alec Jackson	OL	6-5	304	So.	Montgomery, AL	97	Gary Walker	DE	6-0	283	Sr.	Toccoa, GA
11	Shedrick Jackson	WR	6-0	198	So.	Hoover, AL	57	Brooks Walton	LB	5-11	197	RFr.	Little Rock, AR
46	Jacob Jasinski	RB	5-10	192	RFr.	Birmingham, AL	76	Prince Tega Wanogho	OL	6-7	305	Sr.	Delta State, Nigeria
45	Caleb Johnson	DE	6-2	257	RFr.	Columbus, GA	28	Ja'Tarvious Whitlow	RB	6-0	210	So.	LaFayette, AL
6	Ja'Varrius Johnson	WR	5-9	163	Fr.	Trussville, AL	3	D.J. Williams	RB	5-10	216	Fr.	Lake Placid, FL
22	Harold Joiner	RB	6-4	215	RFr.	Birmingham, AL	18	Seth Williams	WR	6-3	224	So.	Cottondale, AL
58	Keiondre Jones	OL	6-3	325	Fr.	LaGrange, GA	42	Jay Jay Wilson	HB	6-3	249	Sr.	Valencia, CA
75	Trent Kelley	OL	6-5	287	So.	Phenix City, AL	25	Colby Wooden	Buck	6-4	243	Fr.	Lawrenceville, GA
54	Kaleb Kim	OL	6-4	300	Sr.	Buford, GA	31	Chandler Wooten	LB	6-2	228	Jr.	Acworth, GA
31	Sage Ledbetter	K	6-0	176	Sr.	Auburn, AL							
14	Traivon Leonard	DB	6-0	198	Jr.	West Palm Beach, FL							
49	Barton Lester	LB	6-3	207	So.	Montgomery, AL							
52	Russ Logan	LB	5-11	183	RFr.	Eutaw, AL							
56	Tashawn Manning	OL	6-3	326	So.	Apopka, FL							
39	Patrick Markwalter	K/P	6-0	206	Fr.	Atlanta, GA							
36	Josh Marsh	LB	6-2	218	RFr.	Decatur, AL							
9	Kam Martin	RB	5-10	189	Sr.	Port Arthur, TX							
17	Marquis McClain	WR	6-2	224	Jr.	Crestview, FL							
35	Zakoby McClain	LB	6-0	210	So.	Valdosta, GA							
17	Roger McCreary	DB	6-0	188	So.	Mobile, AL							
84	Jackson McFadden	WR	6-1	185	RFr.	Nashville, TN							
8	Coynis Miller Jr.	DT	6-2	312	So.	Decatur, AL							
32	Malik Miller	RB	5-11	235	Jr.	Huntsville, AL							
90	Charles Moore	DL	6-4	255	Fr.	Louisville, MS							
21	Smoke Monday	DB	6-2	186	So.	Atlanta, GA							
35	James Owens Moss	WR	5-9	182	Jr.	Opelika, AL							


## PRONUNCIATION GUIDE

No.	Name	Pronunciation	No.	Name	Pronunciation
79	KAMAAR Bell	kah-marr	17	MARQUIS McClain	mar-KEESE
80	Sal CANNELLA	can-NELL-lah	28	ZAKOBY McClain	zak-COE-bee
26	ANDERS Carlson	ON-durs	8	COYNIS Miller	conn-is
31	JAVARIS Davis	ja-Var-is	32	MALIK Miller	muh-LEAK
14	Zach FARRAR	fah-rarr	44	DAQUAN Newkirk	dah-quan
28	Devin GUICE	gice (sounds like ice)	10	Owen PAPPOE	POP-oh
59	BRODARIOUS Hamm	bro-DARE-ree-us	22	Erik PIEDY	PIE-dee
77	Marquel HARRELL	hah-RELL	16	JASHAWN Sheffield	JAY-shon
4	Noah IGBINOEHENE	IG-bin-oh-GEE-nee	25	Shaun SHIVERS	SHY-vurs
6	JA'VARRIUS Johnson	jah-VARE-ree-us	90	ARRYN SIROSS	air-ren SIPP-oss
58	KEIONDRE Jones	kee-ON-dray	98	Prince TEGA WANOGHO	TAY-ga wah-NO-go
56	TASHAWN Manning	TAY-shawn			

# Numerical Roster

No.	Name	Pos.	Ht.	Wt.	Yr.	Hometown	No.	Name	Pos.	Ht.	Wt.	Yr.	Hometown
1	Big Kat Bryant	DE	6-5	247	Jr.	Cordele, GA	39	Chris Bobo	DB	5-11	183	RFr.	Alpharetta, GA
1	Joey Gatewood	QB	6-5	233	RFr.	Jacksonville, FL	39	Patrick Markwalter	K/P	6-0	206	Fr.	Atlanta, GA
3	Marlon Davidson	DE	6-3	278	Sr.	Greenville, AL	40	Jacob Rogers	DB	6-0	209	Sr.	Goodwater, AL
3	D.J. Williams	RB	5-10	216	Fr.	Lake Placid, FL	41	Josh French	DB	5-11	203	Jr.	Birmingham, AL
4	Noah Igbinoehene	DB	5-11	200	Jr.	Trussville, AL	42	Jay Jay Wilson	HB	6-3	249	Sr.	Valencia, CA
5	Derrick Brown	DT	6-5	318	Sr.	Sugar Hill, GA	42	Jacob vonEschenbach	Buck	6-1	211	Jr.	Enterprise, AL
5	Anthony Schwartz	WR	6-0	179	So.	Pembroke Pines, FL	43	Kameron Brown	LB	6-0	255	Fr.	Sugar Hill, GA
6	Christian Tutt	DB	5-11	190	So.	Thomson, GA	44	Daquan Newkirk	DT	6-3	306	Jr.	Orlando, FL
6	Ja'Varrius Johnson	WR	5-9	163	Fr.	Trussville, AL	45	Caleb Johnson	DE	6-2	257	RFr.	Columbus, GA
8	Coynis Miller Jr.	DT	6-2	312	So.	Decatur, AL	46	Jacob Jasinski	RB	5-10	192	RFr.	Birmingham, AL
8	Shaun Shivers	RB	5-7	179	So.	Fort Lauderdale, FL	47	Craig Carter	DB	5-11	196	Sr.	Milton, GA
9	Kam Martin	RB	5-10	189	Sr.	Port Arthur, TX	47	John Samuel Shenker	TE	6-3	248	So.	Albany, GA
9	Jamien Sherwood	DB	6-2	204	So.	Jensen Beach, FL	48	O.C. Brothers	LB	6-1	231	Fr.	Titusville, FL
10	Bo Nix	QB	6-2	207	Fr.	Pinson, AL	49	Barton Lester	LB	6-3	207	So.	Montgomery, AL
10	Owen Pappoe	LB	6-1	219	Fr.	Lawrenceville, GA	50	Jalil Irvin	OL	6-2	299	RFr.	Stone Mountain, GA
11	Shedrick Jackson	WR	6-0	198	So.	Hoover, AL	51	Justin Osborne	OL	6-4	280	Fr.	Flower Mound, TX
11	Zion Puckett	DB	5-11	208	Fr.	Griffin, GA	52	Nick Brahms	OL	6-3	301	So.	Navarre, FL
12	Devan Barrett	DB	6-0	195	Jr.	Tampa, FL	52	Russ Logan	LB	5-11	183	RFr.	Eutaw, AL
12	Eli Stove	WR	6-0	188	Jr.	Niceville, FL	53	Clarke Smith	LS	6-3	231	Jr.	Leeds, AL
13	Javaris Davis	DB	5-10	180	Sr.	Jacksonville, FL	53	Sawyer Hennis	LB	6-0	204	Fr.	Greenville, AL
14	Traivon Leonard	DB	6-0	198	Jr.	West Palm Beach, FL	54	Kaleb Kim	OL	6-4	300	Sr.	Buford, GA
14	Zach Farrar	WR	6-4	210	Jr.	Keller, TX	55	T.D. Moultry	Buck	6-2	243	Jr.	Birmingham, AL
15	Wil Appleton	QB	5-11	194	Sr.	Albertville, AL	56	Tashawn Manning	OL	6-3	326	So.	Apopka, FL
15	Jordyn Peters	DB	6-1	195	Jr.	Muscle Shoals, AL	57	Brooks Walton	LB	5-11	197	RFr.	Little Rock, AR
16	Malcolm Askew	DB	5-11	185	So.	McCalla, AL	58	Keiondre Jones	OL	6-3	325	Fr.	LaGrange, GA
16	Jashawn Sheffield	WR	6-1	183	Fr.	Brunswick, GA	59	Brodarious Hamm	OL	6-5	312	So.	Griffin, GA
17	Marquis McClain	WR	6-2	224	Jr.	Crestview, FL	60	Bill Taylor	LS	6-3	226	So.	Northport, AL
17	Roger McCreary	DB	6-0	188	So.	Mobile, AL	62	Kameron Stutts	OL	6-4	320	RFr.	Killen, AL
18	Seth Williams	WR	6-3	224	So.	Cottondale, AL	63	Peyton Nance	DT	5-11	302	So.	Attalla, AL
18	Nehemiah Pritchett	DB	6-1	162	Fr.	Jackson, AL	64	Mike Horton	OL	6-4	325	Sr.	Atlanta, GA
19	Matthew Hill	WR	6-1	190	RFr.	Lawrenceville, GA	65	Alec Jackson	OL	6-5	304	So.	Montgomery, AL
20	Jeremiah Dinson	DB	6-0	191	Sr.	Miami, FL	66	Bailey Sharp	OL	6-5	305	Sr.	Marietta, GA
21	Smoke Monday	DB	6-2	186	So.	Atlanta, GA	67	Jacob Quattlebaum	LS	6-0	235	RFr.	Enterprise, AL
21	Mark-Antony Richards	RB	6-1	195	Fr.	Wellington, FL	68	Austin Troxell	OL	6-6	310	So.	Huntsville, AL
22	Harold Joiner	RB	6-4	215	RFr.	Birmingham, AL	70	Michael Cone	OL	6-4	325	So.	Dallas, GA
22	Erik Piedy	DB	5-10	175	RFr.	New Orleans, LA	71	Jack Driscoll	OL	6-5	296	Sr.	Madison, CT
24	Cord Sandberg	QB	6-3	229	RFr.	Bradenton, FL	72	Prince Micheal Sammons	OL	6-7	307	Jr.	Blanchester, OH
24	Daniel Thomas	DB	5-11	209	Sr.	Montgomery, AL	73	Gabe Brinson	DT	6-5	289	RFr.	Lorton, VA
25	Colby Wooden	Buck	6-4	243	Fr.	Lawrenceville, GA	75	Trent Kelley	OL	6-5	287	So.	Phenix City, AL
26	Anders Carlson	K	6-5	213	So.	Colorado Springs, CO	76	Prince Tega Wanogho	OL	6-7	305	Sr.	Delta State, Nigeria
26	Jaylin Simpson	DB	6-0	162	Fr.	Brunswick, GA	77	Marquel Harrell	OL	6-3	309	Sr.	Atlanta, GA
27	Tanner Dean	LB	6-3	214	So.	Birmingham, AL	79	Kamaar Bell	OL	6-2	320	Fr.	Moultrie, GA
28	Devin Guice	DB	5-8	160	Jr.	Opelika, AL	80	Sal Cannella	WR	6-5	228	Sr.	Schaumburg, IL
28	Ja'Tarvious Whitlow	RB	6-0	210	So.	LaFayette, AL	82	Cameron Payne	WR	6-2	211	So.	Oak Ridge, NC
29	Derick Hall	Buck	6-3	230	Fr.	Gulfport, MS	83	Malcolm Russell	WR	5-11	195	RFr.	Pelham, AL
30	Michael Harris	LB	6-3	240	RFr.	Tucker, GA	84	Jackson McFadden	WR	6-1	185	RFr.	Nashville, TN
30	Tommy Nesmith	WR	6-0	168	Fr.	Auburn, AL	85	Tyler Fromm	TE	6-5	218	Fr.	Warner Robins, GA
31	Sage Ledbetter	K	6-0	176	Sr.	Auburn, AL	86	Luke Deal	TE	6-6	251	Fr.	Greenwood, SC
31	Chandler Wooten	LB	6-2	228	Jr.	Acworth, GA	87	Pace Ozmint	WR	6-1	196	Sr.	Glencoe, AL
32	Malik Miller	RB	5-11	235	Jr.	Huntsville, AL	89	Phelps Gambill	TE	6-5	276	Jr.	Nashville, TN
32	Sam Sherrod	DB	5-11	194	Jr.	Birmingham, AL	90	Arryn Siposs	P	6-3	212	Jr.	Melbourne, Australia
33	K.J. Britt	LB	6-0	236	Jr.	Oxford, AL	90	Charles Moore	DL	6-4	255	Fr.	Louisville, MS
33	Will Hastings	WR	5-10	174	Sr.	Little Rock, AR	91	Nick Coe	Buck	6-5	291	Jr.	Asheboro, NC
35	Zakoby McClain	LB	6-0	210	So.	Valdosta, GA	93	Devonte Booker	DE	5-11	221	RFr.	Orlando, FL
35	James Owens Moss	WR	5-9	182	Jr.	Opelika, AL	94	Tyrone Truesdell	DT	6-2	310	Jr.	Augusta, GA
36	Josh Marsh	LB	6-2	218	RFr.	Decatur, AL	95	Reece Mullins	DE	6-3	225	Fr.	Marietta, GA
36	Ben Patton	K	5-9	180	Fr.	Rochester, MI	96	Jaren Handy	DL	6-5	259	Fr.	Hattiesburg, MS
37	Payton Anderson	RB	5-11	205	Fr.	Fyffe, AL	97	Gary Walker	DE	6-0	283	Sr.	Toccoa, GA
38	Barrett Tindall	LB	6-0	219	So.	Birmingham, AL	98	Trent Townsend	DL	6-4	269	Fr.	Kennesaw, GA
							99	Spencer Nigh	FB	6-0	267	Sr.	Magnolia, TX

# Player Bios



**PAYTON** #37  
**ANDERSON** RB  
 5-11 • 205 • Fr. • HS  
 Fyffe, Ala. (Fyffe)  
 Education

**HIGH SCHOOL:** Prolific running back with more than 5,000 career yards and 115 career touchdowns ... rushed for 44 TD as a senior for Coach Paul Benefield at Fyffe High ... helped the Red Devils to three Class 2A state titles ... Alabama-Mississippi All-Star Game ... ASWA Class 2A Back of the Year finalist ... two years all-state ... member of Beta Club

**PERSONAL:** Birthday is November 22 ... son of Ashley and Greg Anthony and Chad Anderson ... has three siblings: Summer, Tate and Logan ... studying in the College of Education



**WIL** #15  
**APPLETON** QB  
 5-11 • 194 • Sr. • RS  
 Albertville, Ala. (Albertville)  
 Liberal Arts

**2018:** Did not see any game action

**2017:** Did not see game action while redshirting

**HIGH SCHOOL:** The region and county MVP his senior year playing for Coach Dale Pruitt at Albertville High ... passed for 6,577 yards and 60 touchdowns ... named all-region and all-county as a junior ... also a basketball letterman ... member of Key Club and math honor society

**PERSONAL:** Birthday is June 4 ... son of Donna and Hank Appleton ... father played football at Auburn ... has one sibling, Blakley ... studying in the College of Liberal Arts



**MALCOLM** #16  
**ASKEW** DB  
 5-11 • 185 • So. • 1L  
 McCalla, Ala. (McAdory)  
 University College

**2018:** Reserve defensive back ... saw first game action vs. Alabama State

**2017:** Talented athlete who enrolled in January, 2017 ... redshirted the 2017 campaign

**HIGH SCHOOL:** Played at McAdory High for Coach David Powell ... 2016 regional MVP ... 2016 first team and 2015 second team ASWA all-state ... Alabama-Mississippi All-Star Game ... played quarterback as a senior ... rushed 61 times for 238 yards and three touchdowns ... completed 93-175 passes for 1,536 yards and 17 touchdowns ... also tallied 11 tackles and one interception on defense ... consensus four-star prospect ... No. 7 player in state of Alabama according to Rivals ... 247's No. 11 player in Alabama ... ranked No. 119 in ESPN300 ... ESPN's No. 3 player in Alabama ... CBS All-America ... helped Yellow Jackets to an 8-4 record and a trip to second round of Class 6A playoffs ... also played basketball and baseball ... member of National Honor Society and Mu Alpha Theta math honorary

**PERSONAL:** Birthday is October 11 ... son of James and LaTausha Askew ... has one sister, Taylor ... studying in the University College



**DEVAN** #6  
**BARRETT** DB  
 6-0 • 195 • Jr. • 2L  
 Tampa, Fla. (Tampa Catholic)  
 Business

**2018:** Versatile contributor at running back and defensive back ... moved to cornerback at end of fall camp ... 10-yard blocked punt return for a TD in the Alabama State win

**2017:** True freshman who saw backup action at tailback ... also a return man ... gained 26 yards on five carries in his debut against Georgia Southern ... 3 receptions gained 17 yards vs. Mercer ... 20 yards rushing vs. Mississippi State ... 4-yard TD catch from Malik Willis at Arkansas... 4-yard reception in Peach Bowl vs. UCF ... SEC first-year academic honor roll

**HIGH SCHOOL:** Multi-talented athlete for Coach Mike Gregory and the Tampa Catholic Crusaders, playing running back and safety ... 1,271 yards rushing, 11 TD in nine games as a senior with 1,507 all-purpose yards on offense ... 44 career TD and more than 4,000 total yards ... top 25 athlete for ESPN, top 15 athlete for Scout, top 15 running back for 247 Sports, and top 10 running back for Rivals ... placed in the top 300 players by ESPN, top 175 by both 247 Sports and Scout, and in the top 100 by Rivals ... one of the top 50 players from Florida according to ESPN, top 30 by 247 Sports, top 20 by Rivals, and fifth overall from Scout ... also played basketball

**PERSONAL:** Birthday is October 7 ... son of Reggie and Pam Barrett ... has two siblings, Jaaron and Trevor ... studying in the College of Business

## BARRETT'S CAREER RUSHING STATS

YEAR	G/GS	NO	YDS	AVG	TD	LP/OPPONENT
2017	14/0	14	79	5.6	0	14/ULM

## BARRETT'S CAREER RECEIVING STATS

YEAR	G/GS	NO	YDS	AVG	TD	LP/OPPONENT
2017	14/0	10	33	3.3	1	9/Mercer

## BARRETT'S CAREER DEFENSIVE STATS

YEAR	G/GS	TT	UT	AT	TFL-YDS	QBS-YDS	FF/FR	PD	I/YDS
2017	14/0	1	1	0	0.0-0	0.0-0	0/0	0	0/0
2018	4/0	3	3	0	0.0-0	0.0-0	0/0	0	0/0
Total	18/0	4	4	0	0.0-0	0.0-0	0/0	0	0/0

## BARRETT'S CAREER GAME HIGH STATS

Tackles.....	1	3x (last: Liberty)	11/17/18
Rush Attempts.....	5	Ga Southern	9/2/17
Rush Yards.....	28	Ga Southern	9/2/17
Rush Long.....	14	ULM	11/18/17
Receptions.....	3	Mercer	9/16/17
Rec. Yards.....	17	Mercer	9/16/17
Rec. Long.....	9	Mercer	9/16/17
Rec. TD.....	1	at Arkansas	10/21/17

## BARRETT'S GAME-BY-GAME DEFENSIVE STATS

DATE	OPPONENT	TT	UT	AT	PD	INT-YDS
9/1/18	vs. Washington	1	1	0	0	0-0
9/8/18	ALABAMA STATE	1	1	0	0	0-0
9/15/18	LSU					DID NOT PLAY
9/22/18	ARKANSAS	0	0	0	0	0-0
9/29/18	SOUTHERN MISS					DID NOT PLAY
10/6/18	at Mississippi State					DID NOT PLAY
10/13/18	TENNESSEE					DID NOT PLAY
10/20/18	at Ole Miss					DID NOT PLAY
11/3/18	TEXAS A&M					DID NOT PLAY
11/10/18	at Georgia					DID NOT PLAY
11/17/18	LIBERTY	1	1	0	0	0-0
11/24/18	at Alabama					DID NOT PLAY



# Player Bios

## BARRETT'S GAME-BY-GAME RUSHING STATS

DATE	OPPONENT	ATT	YDS	Avg.	TD	TD YDS
9/2/17	GA SOUTHERN	5	28	5.6	0	--
9/9/17	at Clemson	0	0	0.0	0	--
9/16/17	MERCER	0	0	0.0	0	--
9/23/17	at Missouri	1	0	0.0	0	--
9/30/17	MISSISSIPPI STATE	2	20	10.0	0	--
10/7/17	OLE MISS	1	5	5.0	0	--
10/14/17	at LSU	0	0	0.0	0	--
10/21/17	at Arkansas	2	10	5.0	0	--
11/4/17	at Texas A&M	0	0	0.0	0	--
11/11/17	GEORGIA	0	0	0.0	0	--
11/18/17	ULM	2	21	10.5	0	--
11/25/17	ALABAMA	0	0	0.0	0	--
12/2/17	vs. Georgia (SEC)	0	0	0.0	0	--
1/1/18	vs. UCF (Peach)	1	-3	-3.0	0	--

## BARRETT'S GAME-BY-GAME RECEIVING STATS

DATE	OPPONENT	REC	YDS	Avg.	TD	TD YDS
9/2/17	GA SOUTHERN	0	0	0.0	0	--
9/9/17	at Clemson	0	0	0.0	0	--
9/16/17	MERCER	3	17	5.7	0	--
9/23/17	at Missouri	1	1	1.0	0	--
9/30/17	MISSISSIPPI STATE	1	6	6.0	0	--
10/7/17	OLE MISS	1	3	3.0	0	--
10/14/17	at LSU	1	0	0.0	0	--
10/21/17	at Arkansas	1	4	4.0	1	4
11/4/17	at Texas A&M	0	0	0.0	0	--
11/11/17	GEORGIA	2	6	3.0	0	--
11/18/17	ULM	0	0	0.0	0	--
11/25/17	ALABAMA	0	0	0.0	0	--
12/2/17	vs. Georgia (SEC)	1	1	1.0	0	--
1/1/18	vs. UCF (Peach)	1	4	4.0	0	--



**KAMAAR** #79  
**BELL** OL  
6-2 • 320 • Fr. • HS  
Moultrie, Ga. (Colquitt County)  
Liberal Arts

**HIGH SCHOOL:** Highly decorated offensive lineman who can play center or guard ... GHSA 1-7A all-region first team as a junior and senior ... team offensive player of the year for Coach Rush Propst as the Packers advanced to the state championship game ... top 50 overall prospect in Georgia by ESPN ... ranked No. 19 (ESPN), 24 (Rivals), 33 (24/7) nationally among offensive guard prospects

**PERSONAL:** Birthday is March 12 ... son of Kakenisa Daniels and Marvin Bell ... has one brother, Brycen, and two sisters, Enfinity and Sharasia ... studying in the College of Liberal Arts at Auburn



**CHRIS** #39  
**BOBO** DB  
5-11 • 183 • RFr. • RS  
Alpharetta, Ga. (King's Ridge Christian)  
Engineering

**2018:** Walk-on defensive back who joined the team in August ... SEC Academic Honor Roll

**HIGH SCHOOL:** Played for Coach Jimmy Chupp at King's Ridge Christian ... also a letterman in track and field and baseball ... honor roll student and National Honor Society member

**PERSONAL:** Birthday is April 2 ... son of Larry and Sydne Bobo ... has two siblings, Grier and Karissa ... studying in the College of Engineering ... a member of the AEP learning community, the National Society of Black Engineers and the AIAA chapter at Auburn



**DEVONTE** #93  
**BOOKER** DE  
5-11 • 221 • RFr. • RS  
Orlando, Fla. (William Boone)  
Liberal Arts

**2018:** Walk-on defender who joined the team in September ... SEC first-year academic honor roll

**HIGH SCHOOL:** Led William Boone High in tackles with 158, 26 TFL, three sacks, three forced fumbles, two interceptions as a senior ... high school coach was Andy Johnson ... first team all-CFCA, all-central Florida and all-metro ... third team all-state ... also a basketball letterman ... honor student who was part of the Law Magnet program and the Best Buddies organization

**PERSONAL:** Birthday is January 9 ... son of Wayne Booker and Darlene Booker ... has two siblings, Justin and Michael ... studying in the College of Liberal Arts



**NICK** #52  
**BRAHMS** OL  
6-3 • 301 • So. • 1L  
Navarre, Fla. (Navarre)  
Liberal Arts

**2018:** Took the starting role at center at midseason ... saw first action vs. Alabama State ... made first start vs. Arkansas ... started five consecutive games ... SEC Academic Honor Roll and AD Honor Roll

**2017:** Offensive guard who enrolled in January, 2017 ... redshirted 2017 season ... SEC Academic Honor Roll and Academic Top Tiger

**HIGH SCHOOL:** Preseason first team all-state for Coach Jay Walls ... missed senior season with broken leg ... won Doc Blanchard Award at U.S. Army All-American Bowl for outstanding scholar-athlete ... second team Florida Class 6A all-state as a junior ... also lettered in weightlifting and track ... member of National Honor Society ... ASA Male Scholastic award winner ... Nike The Opening camp in Oregon

**PERSONAL:** Birthday is March 3 ... son of Brigitte and Keith Brahms ... has one sister, Olivia ... father played lacrosse at Air Force ... studying professional fight management in the College of Liberal Arts ... Chi Alpha Sigma national student-athlete honor society



**GABE** #73  
**BRINSON** DT  
6-5 • 289 • RFr. • RS  
Lorton, Va. (South County)  
Human Sciences

**2018:** Walk-on offensive lineman who joined the team in August

**HIGH SCHOOL:** Versatile lineman who played offensive tackle, guard and center at South County (Va.) High ... first team all-state, region and district for Coach Gerry Pannoni ... honorable mention all-metro ... scholar-athlete recognition

**PERSONAL:** Birthday is September 20 ... son of Lara and Brent Brinson ... parents both attended Auburn ... has a brother, Zach ... studying in the College of Human Sciences



# Player Bios



**K.J. #33**  
**BRITT** **LB**  
 6-0 • 236 • Jr. • 2L  
 Oxford, Ala. (Oxford)  
 Business

**2018:** Listed second on the depth chart at mike linebacker ... 23 tackles for season ... leading tackler vs. Alabama State, with five tackles, 1.5 TFL, PBU ... pair of tackles vs. LSU three stops at Ole Miss ... two tackles in Texas A&M win ... TFL at Georgia

**2017:** Listed second on the depth chart at middle linebacker ... played in every game ... 4 total tackles on the season ... enrolled in January

**HIGH SCHOOL:** Tallied 124 tackles as a senior at Oxford High for Coach Ryan Herring ... added 17 TFL, five sacks and an interception ... 2016 regional MVP and first team all-state ... 2015 first team ASWA all-state honoree ... Alabama-Mississippi All-Star Game ... four-star inside linebacker according to 247, Rivals and ESPN ... No. 5 in state of Alabama according to Rivals ... helped team to a 10-1 record and a region title in 2016 along with a playoff berth ... National Honor Society

**PERSONAL:** Birthday is June 4 ... son of Kenney and Tonia Britt ... has one brother, Keenan ... enjoys hunting and fishing ... studying in the College of Business ... member of Omega Psi Phi fraternity ... SEC Student-Athlete Leadership Council

## BRITT'S CAREER DEFENSIVE STATS

YEAR	G/GS	TT	UT	AT	TFL-YDS	QBS-YDS	FF/FR	PD	I/YDS
2017	14/0	4	3	1	0.0-0	0.0-0	0/0	0	0/0
2018	13/0	23	15	8	2.0-2	0.0-0	0/0	1	0/0
Total	27/0	27	18	9	2.0-2	0.0-0	0/0	1	0/0

## BRITT'S CAREER GAME HIGH STATS

Tackles.....	5	Alabama St.	9/8/18
TFL.....	1.5	Alabama St.	9/8/18
PBU.....	1	Alabama St.	9/8/18

## BRITT'S GAME-BY-GAME DEFENSIVE STATS

DATE	OPPONENT	TT	UT	AT	TFL-YDS	QBS-YDS
9/2/17	GA SOUTHERN	1	0	1	0.0-0	0.0-0
9/9/17	at Clemson	0	0	0	0.0-0	0.0-0
9/16/17	MERCER	0	0	0	0.0-0	0.0-0
9/23/17	at Missouri	0	0	0	0.0-0	0.0-0
9/30/17	MISSISSIPPI STATE	0	0	0	0.0-0	0.0-0
10/7/17	OLE MISS	0	1	1	0.0-0	0.0-0
10/14/17	at LSU	0	0	0	0.0-0	0.0-0
10/21/17	at Arkansas	0	0	0	0.0-0	0.0-0
11/4/17	at Texas A&M	0	0	0	0.0-0	0.0-0
11/11/17	GEORGIA	1	0	1	0.0-0	0.0-0
11/18/17	ULM	1	0	1	0.0-0	0.0-0
11/25/17	ALABAMA	0	0	0	0.0-0	0.0-0
12/2/17	vs. Georgia (SEC)	0	0	0	0.0-0	0.0-0
1/1/18	vs. UCF (Peach)	0	0	0	0.0-0	0.0-0

DATE	OPPONENT	TT	UT	AT	TFL-YDS	QBS-YDS
9/1/18	vs. Washington	0	0	0	0.0-0	0.0-0
9/8/18	ALABAMA STATE	5	3	2	1.5-2	0.0-0
9/15/18	LSU	2	1	1	0.0-0	0.0-0
9/22/18	ARKANSAS	0	0	0	0.0-0	0.0-0
9/29/18	SOUTHERN MISS	0	0	0	0.0-0	0.0-0
10/6/18	at Mississippi State	2	0	2	0.0-0	0.0-0
10/13/18	TENNESSEE	1	1	0	0.0-0	0.0-0
10/20/18	at Ole Miss	3	3	0	0.0-0	0.0-0
11/3/18	TEXAS A&M	2	1	1	0.0-0	0.0-0
11/10/18	at Georgia	2	1	1	0.5-0	0.0-0
11/17/18	LIBERTY	0	0	0	0.0-0	0.0-0
11/24/18	at Alabama	4	3	1	0.0-0	0.0-0
12/28/18	vs. Purdue (Music City)	2	2	0	0.0-0	0.0-0



**O.C. #48**  
**BROTHERS** **LB**  
 6-1 • 231 • Fr.  
 Titusville, Fla. (Rockledge)  
 Education

**HIGH SCHOOL:** Athletic linebacker prospect with great reaction time ... registered 99 tackles, 6.0 TFL, five interceptions as a senior for Coach Wayne Younger, as the Raiders advanced to the second round of the Class 5A playoffs ... first team all-state, all-Space Coast and all-Brevard County District 12 ... ESPN ranked him among top 50 overall prospects nationally at his position ... also an all-conference basketball performer ... National Honor Society and Student Government representative

**PERSONAL:** Birthday is January 19 ... son of Tara Posley and Octavius Brothers Sr. ... has three siblings: Rashad, Ny'asia and Octaja ... studying in the College of Education at Auburn



**DERRICK #5**  
**BROWN** **DT**  
 6-5 • 318 • Sr. • 3L  
 Sugar Hill, Ga. (Lanier)  
 Business

**2018:** Third-year starter at defensive tackle ... second team all-SEC (coaches, AP) ... 115 career tackles ... 48 tackles, 10.5 TFL, 4.5 sacks for season ... three solo tackles vs. Washington ... 12-yard sack, three tackles vs. Alabama State ... career high nine tackles, 0.5 TFL against LSU ... sack, TFL vs. Southern Miss ... four tackles, two TFL against Tennessee ... three tackles, TFL at Ole Miss ... four tackles, 2.5 TFL, 7-yard sack in Texas A&M win ... two tackles, TFL at Georgia ... recovered a Liberty fumble ... three solo stops, 10-yard sack in Music City Bowl ... preseason: Nagurski Trophy, Outland Trophy watch lists; AFCA Good Works Team, Wuerffel Trophy nominee, Jason Witten Collegiate Man of the Year finalist; all-SEC 1st team (Lindy's), 2nd (Athlon, AL.com, SEC media/coaches), 4th team all-SEC (Phil Steele)

**2017:** Starter at defensive tackle ... 56 tackles for season ... 6 tackles, sack, 1.5 TFL against Georgia Southern ... sack, 2 TFL at Clemson ... 3 solo tackles, PBU vs. Mercer ... 3 tackles vs. Mississippi State ... 6 tackles, 2 TFL vs. Ole Miss ... 6 tackles at LSU ... forced a fumble, 7-yard sack and 2 tackles at Arkansas ... team-best 7 tackles at Texas A&M ... 4 tackles, sack vs. Georgia ... 5 tackles, TFL vs. ULM ... forced an Alabama fumble ... 4 tackles, TFL in SEC championship ... blocked a UCF field goal attempt in the Peach Bowl ... SEC Academic Honor Roll and Academic Top Tiger ... SEC Student-Athlete Leadership Council for football

**2016:** Played in all 13 games ... talented defensive line freshman ... recovered a Clemson fumble ... solo stop against Arkansas State ... TFL, two tackles vs. Vanderbilt ... had two tackles at Georgia ... credited with a sack, three tackles vs. Alabama A&M ... SEC first-year Academic Honor Roll ... SEC Student-Athlete Leadership Council for football

**HIGH SCHOOL:** Recorded 106 tackles, 42 TFL, 12 sacks as a senior for Coach Corey Mobbs at Lanier High ... career 270 tackles, 81 TFL, 33.5 sacks ... U.S. Army All-American Bowl defensive player of year ... MaxPreps national player of year ... GSWA player of year and Class 5A all-state ... ESPN, Scout, 247 Sports No. 9 national prospect ... Rivals Top 20 and No. 3 DT ... USA Today All-American, state player of year ... also a basketball letterman ... Lanier Student Leadership Team

**PERSONAL:** Birthday is April 15 ... son of Martha and James Brown ... has two siblings, Mikaelia and Kameron ... studying in the College of Business ... SEC Student-Athlete Leadership Council

# Player Bios

## D. BROWN'S CAREER DEFENSIVE STATS

YEAR	G/GS	TT	UT	AT	TFL-YDS	QBS-YDS	FF/FR	PD	QBH	INT
2016	13/0	11	3	8	1.5-10	1.0-9	0/1	1	0	0
2017	14/14	56	28	28	9.0-26	3.5-16	2/0	1	3	0
2018	13/13	48	24	24	10.5-48	4.5-39	1/1	2	6	0
Totals	40/27	115	55	60	21.0-84	9.0-64	3/2	4	9	0

## D. BROWN'S CAREER GAME HIGH STATS

Tackles.....	9	LSU	9/15/18
TFL.....	2.5	Texas A&M	11/3/18
Sacks.....	1.0	7x (last: Texas A&M)	12/28/18
PBU.....	1	4x (last: Liberty)	11/17/18
FF.....	1	3x (last: Texas A&M)	11/3/18
FR.....	1	2x (last: Liberty)	11/17/18
Blkd Kick.....	1	UCF	1/1/18

## D. BROWN'S GAME-BY-GAME DEFENSIVE STATS

DATE	OPPONENT	TT	UT	AT	TFL-YDS	QBS-YDS
9/3/16	CLEMSON	0	0	0	0.0-0	0.0-0
9/10/16	ARKANSAS STATE	1	1	0	0.0-0	0.0-0
9/17/16	TEXAS A&M	0	0	0	0.0-0	0.0-0
9/24/16	LSU	0	0	0	0.0-0	0.0-0
10/1/16	ULM	0	0	0	0.0-0	0.0-0
10/8/16	at Mississippi State	1	0	1	0.0-0	0.0-0
10/22/16	ARKANSAS	0	0	0	0.0-0	0.0-0
10/29/16	at Ole Miss	0	0	0	0.0-0	0.0-0
11/5/16	VANDERBILT	2	1	1	0.5-1	0.0-0
11/12/16	at Georgia	2	0	2	0.0-0	0.0-0
11/19/16	ALABAMA A&M	3	1	2	1.0-9	1.0-9
11/28/16	at Alabama	1	1	1	0.0-0	0.0-0
1/2/17	vs. Oklahoma (Sugar)	1	0	1	0.0-0	0.0-0

DATE	OPPONENT	TT	UT	AT	TFL-YDS	QBS-YDS
9/2/17	* GA SOUTHERN	6	1	5	1.5-3	1.0-2
9/9/17	* at Clemson	3	3	0	2.0-3	1.0-2
9/16/17	* MERCER	3	3	0	0.0-0	0.0-0
9/23/17	* at Missouri	0	0	0	0.0-0	0.0-0
9/30/17	* MISSISSIPPI STATE	3	2	1	0.0-0	0.0-0
10/7/17	* OLE MISS	5	2	3	1.5-3	0.0-0
10/14/17	* at LSU	6	0	6	0.0-0	0.0-0
10/21/17	* at Arkansas	2	2	0	1.0-7	1.0-7
11/4/17	* at Texas A&M	7	4	3	1.0-2	0.0-0
11/11/17	* GEORGIA	4	2	2	0.5-5	0.5-5
11/18/17	* ULM	5	3	2	0.5-1	0.0-0
11/25/17	* ALABAMA	1	1	0	0.0-0	0.0-0
12/2/17	* vs. Georgia (SEC)	4	3	1	0.5-1	0.0-0
1/1/18	* vs. UCF (Peach)	7	2	5	0.5-1	0.0-0

DATE	OPPONENT	TT	UT	AT	TFL-YDS	QBS-YDS
9/1/18	* vs. Washington	3	3	0	0.0-0	0.0-0
9/8/18	* ALABAMA STATE	3	2	1	1.0-12	1.0-12
9/15/18	* LSU	9	5	4	0.5-1	0.0-0
9/22/18	* ARKANSAS	3	2	1	0.0-0	0.0-0
9/29/18	* SOUTHERN MISS	3	2	1	2.0-10	1.0-9
10/6/18	* at Mississippi State	3	0	3	0.5-1	0.0-0
10/13/18	* TENNESSEE	4	3	1	2.0-2	0.0-0
10/20/18	* at Ole Miss	3	0	3	0.5-1	0.5-1
11/3/18	* TEXAS A&M	4	3	1	2.5-10	1.0-7
11/10/18	* at Georgia	2	1	1	0.5-1	0.0-0
11/17/18	* LIBERTY	4	0	4	0.0-0	0.0-0
11/24/18	* at Alabama	4	0	4	0.0-0	0.0-0
12/28/18	* vs. Purdue (Music City)	3	3	0	1.0-10	1.0-10



**KAMERON BROWN** #43  
**LB**  
 6-0 • 255 • Fr. • HS  
 Sugar Hill, Ga. (Lanier)  
 University

**HIGH SCHOOL:** Aggressive, physical, high-energy defender ... 187 tackles, 24 TFL, six sacks, six PBU, fumble recovery for TD as a senior for Coach Korey Mobbs at Lanier High ... team captain who led the Longhorns to the Class 6A semifinals ... Gwinnett Daily Post county defensive player of the year ... 24/7 ranks him among top 250 prospects in Georgia ... also a basketball letterman ... member of Student Leadership team, student council and peer leadership

**PERSONAL:** Birthday is October 26 ... son of James and Martha Brown ... older brother Derrick is a senior defensive lineman at Auburn ... also has a sister, Mikealia ... likes to fish ... studying in the University College



**BIG KAT BRYANT** #1  
**DE**  
 6-5 • 247 • Jr. • 2L  
 Cordele, Ga. (Crisp County)  
 University

**2018:** Reserve defensive end ... 18 tackles for season ... sack, two tackles vs. Alabama State ... two stops vs. Arkansas ... first career start came against Southern Miss ... sack, PBU, QB hurry vs. Tennessee ... ejected from Georgia game for targeting ... sack and forced fumble against Liberty ... scored on a 20-yard interception return vs. Purdue in Music City Bowl

**2017:** True freshman listed second on the depth chart at defensive end ... SEC all-freshman team on the defensive line ... 2 tackles, 0.5 TFL against Mercer ... 5-yard sack, 2 tackles and forced a fumble against Mississippi State ... 9-yard sack at Arkansas ... Academic Top Tiger

**HIGH SCHOOL:** Premier pass rusher who led Coach Shelton Felton's Cougars at Crisp County High to the state Class 3A semifinals ... Georgia Class 3A defensive player of the year and all-state ... 102 tackles, 36.5 TFL, 15.5 sacks as a senior ... Under Armour All-America Game ... top 15 at his position by Scout, ESPN, 247 Sports ... top 15 prospect from Georgia by ESPN, Scout ... also a basketball and track letterman ... Ag Mechanics graduation cord

**PERSONAL:** Birthday is January 4 ... son of Marcia Glover and Sarabia Jackson ... has three siblings, Jasmine, Janya and Sirad ... cousin of former Auburn defensive lineman Montravius Adams ... enjoys hunting and fishing ... studying in the University College

## BRYANT'S CAREER DEFENSIVE STATS

YEAR	G/GS	TT	UT	AT	TFL-YDS	QBS-YDS	FF/FR	PD	QBH	INT
2017	13/0	5	4	1	2.5-15	2.0-14	1/0	0	0	0
2018	13/3	18	10	8	4.0-21	3.5-18	1/0	2	3	1
Total	26/3	23	14	9	6.5-36	5.5-32	2/0	2	3	1

## BRYANT'S CAREER GAME HIGH STATS

Tackles.....	3	Tennessee	10/13/18
TFL.....	1.0	5x (last: Liberty)	11/17/18
Sacks.....	1.0	5x (last: Liberty)	11/17/18
FF.....	1	2x (last: Liberty)	11/17/18
PBU.....	1	2x (last: Tennessee)	10/13/18
INT.....	1	vs. Purdue	12/28/18

# Player Bios

## BRYANT'S GAME-BY-GAME DEFENSIVE STATS


DATE	OPPONENT	TT	UT	AT	TFL-YDS	QBS-YDS
9/2/17	GA SOUTHERN	0	0	0	0.0-0	0.0-0
9/9/17	at Clemson	0	0	0	0.0-0	0.0-0
9/16/17	MERCER	2	1	1	0.5-1	0.0-0
9/23/17	at Missouri	0	0	0	0.0-0	0.0-0
9/30/17	MISSISSIPPI STATE	2	2	0	1.0-5	1.0-5
10/7/17	OLE MISS	0	0	0	0.0-0	0.0-0
10/14/17	at LSU	0	0	0	0.0-0	0.0-0
10/21/17	at Arkansas	1	1	0	1.0-9	1.0-9
11/4/17	at Texas A&M	0	0	0	0.0-0	0.0-0
11/11/17	GEORGIA	0	0	0	0.0-0	0.0-0
11/18/17	ULM	0	0	0	0.0-0	0.0-0
11/25/17	ALABAMA	0	0	0	0.0-0	0.0-0
12/2/17	vs. Georgia (SEC)	DID NOT PLAY				
1/1/18	vs. UCF (Peach)	0	0	0	0.0-0	0.0-0

DATE	OPPONENT	TT	UT	AT	TFL-YDS	QBS-YDS
9/1/18	vs. Washington	2	2	0	1.0-3	1.0-3
9/8/18	ALABAMA STATE	2	2	0	1.0-6	1.0-6
9/15/18	LSU	1	1	0	0.0-0	0.0-0
9/22/18	ARKANSAS	2	1	1	0.0-0	0.0-0
9/29/18	* SOUTHERN MISS	1	0	1	0.0-0	0.0-0
10/6/18	at Mississippi State	1	0	1	0.0-0	0.0-0
10/13/18	TENNESSEE	3	1	2	0.5-2	0.5-0
10/20/18	at Ole Miss	1	1	0	0.0-0	0.0-0
11/3/18	TEXAS A&M	0	0	0	0.0-0	0.0-0
11/10/18	at Georgia	1	1	0	0.0-0	0.0-0
11/17/18	* LIBERTY	2	1	1	1.0-7	1.0-7
11/24/18	at Alabama	1	0	1	0.0-0	0.0-0
12/28/18	* vs. Purdue (Music City)	1	0	1	0.5-3	0.0-0

## CANNELLA'S GAME-BY-GAME RECEIVING STATS

DATE	OPPONENT	REC	YDS	Avg.	TD	TD YDS
9/2/17	GA SOUTHERN	1	19	19.0	0	--
9/9/17	at Clemson	0	0	0.0	0	--
9/16/17	MERCER	1	5	5.0	0	--
9/23/17	at Missouri	0	0	0.0	0	--
9/30/17	MISSISSIPPI STATE	DID NOT PLAY				
10/7/17	OLE MISS	0	0	0.0	0	--
10/14/17	* at LSU	1	7	7.0	0	--
10/21/17	at Arkansas	0	0	0.0	0	--
11/4/17	at Texas A&M	0	0	0.0	0	--
11/11/17	GEORGIA	DID NOT PLAY				
11/18/17	ULM	0	0	0.0	0	--
11/25/17	ALABAMA	0	0	0.0	0	--
12/2/17	vs. Georgia (SEC)	DID NOT PLAY				
1/1/18	vs. UCF (Peach)	DID NOT PLAY				

DATE	OPPONENT	REC	YDS	Avg.	TD	TD YDS
9/18/18	vs. Washington	1	10	10.0	1	10
9/8/18	ALABAMA STATE	0	0	0.0	0	--
9/15/18	LSU	0	0	0.0	0	--
9/22/18	ARKANSAS	1	2	2.0	0	--
9/29/18	SOUTHERN MISS	3	16	5.3	0	--
10/6/18	at Mississippi State	2	16	8.0	0	--
10/13/18	TENNESSEE	2	9	4.5	0	--
10/20/18	at Ole Miss	0	0	0.0	0	--
11/3/18	TEXAS A&M	1	20	20.0	1	20
11/10/18	at Georgia	0	0	0.0	0	--
11/17/18	LIBERTY	1	22	22.0	1	22
11/24/18	at Alabama	0	0	0.0	0	--
12/28/18	vs. Purdue (Music City)	1	16	16.0	0	--



**SAL** #80  
**CANNELLA** WR  
 6-5 • 228 • Sr. • 2L  
 Schaumburg, Ill. (Scottsdale CC)  
 Human Sciences

**2018:** Tight end/wide receiver ... 12 catches gained 111 yards for the season ... scored Auburn's first touchdown of the season with a 10-yard tumbling endzone grab against Washington ... three receptions against Southern Miss ... two receptions at Mississippi State ... 20-yard TD catch from Ryan Davis in Texas A&M win ... 22-yard TD catch vs. Liberty ... 16-yard reception in Music City Bowl vs. Purdue

**2017:** Junior college transfer at tight end ... first reception came against Georgia Southern ... got first start at LSU ... enrolled at Auburn in January

**JUNIOR COLLEGE:** 29 receptions for 449 yards and seven scores in 2016 at Scottsdale (Ariz.) Community College for Coach Doug Madoski ... first team all-WSFL/ACCAC ... ESPN No. 1 ranked JUCO tight end ... Scout.com four-star ranking

**HIGH SCHOOL:** All-area and all-Northwest at St. Viator (Ill.) High for Coach Brandon New ... 31 catches for 521 yards and seven TD as a senior ... also all-conference and all-area in basketball ... honor roll and ambassadors club

**PERSONAL:** Birthday is December 2 ... son of Cosimo and Michele Cannella ... brother Cosimo played baseball at Missouri Western and in the minor leagues ... studying in the College of Human Sciences

### CANNELLA'S CAREER RECEIVING STATS

YEAR	G/GS	NO	YDS	AVG	TD	LP/OPPONENT
2017	11/1	3	31	10.3	0	19/Ga Southern
2018	13/0	12	111	9.3	3	22/Liberty
Total	24/1	15	142	9.5	3	22/Liberty

### CANNELLA'S CAREER GAME HIGH STATS

Receptions	3	Southern Miss	9/29/18
Receiving Yds.	22	Liberty	11/17/18
Rec. Long	22	Liberty	11/17/18
Rec. TD	1	3x (last: Liberty)	11/17/18



**ANDERS** #26  
**CARLSON** K  
 6-5 • 213 • So. • 1L  
 Colorado Springs, Colo. (Classical Academy)  
 Liberal Arts

**2018:** Redshirt freshman kicker ... 44-44 PAT for season ... 15-25 field goals ... kickoffs for season: 51-70 touchbacks ... 3-5 on field goals vs. Washington, with a long kick of 53 yards (second-longest by a freshman in Auburn history) ... 3-4 field goals at Mississippi State ... 3-3 on field goals vs. Liberty, with a long of 53 yards ... 3-yard reception at Alabama ... A-Day special teams MVP, connecting on four field goals of 53, 45, 41, 38 yards ... 9-9 PAT in Music City Bowl ... AD Honor Roll and SEC academic honor roll

**2017:** True freshman backup kicker ... redshirted the 2017 season ... Academic Top Tiger and SEC first-year academic honor roll

**HIGH SCHOOL:** The nation's highest-rated prep kicker ... played for Coach David Bervig and the Classical Academy Titans ... went 13-23 on field goal attempts with a long of 51 and a perfect 49-49 on extra point attempts ... Under Armour All-America Game ... top-rated kicker by ESPN and Scout, a top three ranking from Rivals and top 10 by 247 Sports ... top 10 prospect from the state of Colorado by ESPN, 247 Sports and Scout ... a three-sport star in football, basketball, and soccer

**PERSONAL:** Birthday is June 16 ... son of Jodie and Hans Carlson ... has two brothers, Nils and Daniel ... brother Daniel is Auburn's All-America senior kicker ... studying aviation management in the College of Liberal Arts

### CARLSON'S CAREER KICKING STATS

YEAR	FG-A	Pct.	0-19	20-29	30-39	40-49	50+	PAT	PTS
2018	15-25	60.0	1-1	7-7	2-3	3-5	2-9	44-44	89

# Player Bios

## CARLSON'S CAREER GAME HIGH STATS

No.	Opponent
5	Washington (2018)
3	3x (last: Liberty) (2018)
53	2x (last: Liberty) (2018)
4	Georgia through Liberty (2018)
1	Southern Miss (2018)
9	Purdue (2018)
44	Alabama State (2018) through current
6	2x (last: Arkansas) (2018)
1	Alabama (2018)
3	Alabama (2018)
3	Alabama (2018)

2018 Field Goal Sequence - (Made), Missed  
 vs. Washington (32),33,(28),(53),54  
 ALABAMA STATE --  
 LSU 52  
 ARKANSAS 54,(18),50,(43)  
 SOUTHERN MISS 53,(23)  
 at Mississippi State (47),50,(38),(24)  
 TENNESSEE (20),54  
 at Ole Miss 47,(28),45  
 TEXAS A&M --  
 at Georgia (27)  
 LIBERTY (53),(20),(49),35  
 at Alabama --



**CRAIG CARTER** #47 DB  
 5-11 • 196 • Sr. • 1L  
 Milton, Ga. (West Georgia)  
 Agriculture

**2018:** Walk-on defensive back ... saw first action against Alabama State

**2017:** Joined the team as a walk-on but did not see game action ... Academic Top Tiger and SEC first-year academic honor roll

**BEFORE AUBURN:** Member of the football team at the University of West Georgia, redshirting the 2015 season and playing in 2016

**HIGH SCHOOL:** Team captain for Coach Craig Bennett at Cambridge High ... recorded 54 tackles, two interceptions, two forced fumbles at safety his senior season ... Academic Honor Roll

**PERSONAL:** Birthday is March 25 ... son of Stuart and Patty Carter ... has one sister, Leigh ... uncle Charlie Carter played football at Southern Miss ... studying in the College of Agriculture



**NICK COE** #91 Buck  
 6-5 • 291 • Jr. • 2L  
 Asheboro, N.C. (Asheboro)  
 Science & Mathematics

**2018:** Starter at buck ... 27 tackles, 13.5 TFL, 7.0 sacks for season ... made two TFL, a 7-yard sack and forced a fumble in the Washington win ... three tackles, TFL against LSU ... four tackles, TFL vs. Arkansas ... four tackles at Mississippi State ... 9-yard sack, two TFL against Tennessee ... 3.5 sacks at Ole Miss (-16 yards) ... 9-yard sack, two TFL, three tackles in Texas A&M win ... missed Music City Bowl with injury ... SEC defensive lineman/wk: Washington, Ole Miss, Texas A&M ... A-Day defensive MVP, recording two tackles for loss, a quarterback sack and a safety

**2017:** SEC all-freshman team on the defensive line ... 29 tackles for season ... saw first action at defensive end against Georgia Southern ... 4 tackles, TFL against Georgia Southern in first career game ... first career sack at Clemson ... first start came vs. Mercer ... 6 tackles, 4 QB hurries, TFL against Mississippi State ... TFL at LSU ... sack, 6 tackles at Arkansas ... sack, 5 tackles vs. Alabama ... SEC defensive lineman of week: Alabama ... SEC Freshman of Week: Mississippi State, Arkansas

**2016:** Redshirted

**HIGH SCHOOL:** Dominating defensive end prospect with great athleticism ... 68 tackles, 15 TFL as a senior for Coach Owen George at Asheboro High, taking the Blue Comets to the second round of the state playoffs ... 34 career TFL ... first team all-state ... 247 Sports and Rivals rank him among top 12 prospects in North Carolina ... No. 13 at SDE by 247 Sports ... USA Today all-state ... state wrestling champion at 285 lbs. and won three NHSCA national titles

**PERSONAL:** Birthday is August 12 ... son of Etta Jackson ... has two siblings, Isaiah and Ieysha ... studying in the College of Science and Mathematics

## COE'S CAREER DEFENSIVE STATS

YEAR	G/GS	TT	UT	AT	TFL-YDS	QBS-YDS	FF/FR	PD	QBH	INT
2017	14/1	29	15	14	4.5-23	2.0-14	0/0	1	6	0
2018	11/10	27	15	12	13.5-61	7.0-43	2/0	0	3	0
Total	25/11	56	30	26	18.0-84	9.0-57	2/0	1	9	0

## COE'S CAREER GAME HIGH STATS

Tackles.....6 2x (last: at Arkansas) 10/21/17  
 TFL.....3.5 at Ole Miss 10/20/18  
 Sacks.....3.5 at Ole Miss 10/20/18  
 FF.....1 2x (last: Texas A&M) 1/1/3/18  
 PBU.....1 ULM 11/18/17


## COE'S GAME-BY-GAME DEFENSIVE STATS

DATE	OPPONENT	TT	UT	AT	TFL-YDS	QBS-YDS
9/2/17	GA SOUTHERN	4	2	2	1.0-3	0.0-0
9/9/17	at Clemson	2	0	2	0.5-6	0.5-6
9/16/17	* MERCER	1	1	0	0.0-0	0.0-0
9/23/17	at Missouri	1	1	0	0.0-0	0.0-0
9/30/17	MISSISSIPPI STATE	6	2	4	0.5-1	0.0-0
10/7/17	OLE MISS	1	1	0	0.0-0	0.0-0
10/14/17	at LSU	1	1	0	1.0-5	0.0-0
10/21/17	at Arkansas	6	3	3	0.5-1	0.5-1
11/4/17	at Texas A&M	1	0	1	0.0-0	0.0-0
11/11/17	GEORGIA	0	0	0	0.0-0	0.0-0
11/18/17	ULM	1	1	0	0.0-0	0.0-0
11/25/17	ALABAMA	5	3	2	1.0-7	1.0-7
12/2/17	vs. Georgia (SEC)	0	0	0	0.0-0	0.0-0
1/1/18	vs. UCF (Peach)	0	0	0	0.0-0	0.0-0

DATE	OPPONENT	TT	UT	AT	TFL-YDS	QBS-YDS
9/1/18	* vs. Washington	2	2	0	2.0-10	1.0-7
9/8/18	* ALABAMA STATE	0	0	0	0.0-0	0.0-0
9/15/18	* LSU	3	2	1	1.0-2	0.0-0
9/22/18	* ARKANSAS	4	1	3	1.0-4	0.0-0
9/29/18	SOUTHERN MISS	2	1	1	1.5-3	0.5-2
10/6/18	* at Mississippi State	4	0	4	0.5-1	0.0-0
10/13/18	* TENNESSEE	2	2	0	2.0-11	1.0-9
10/20/18	* at Ole Miss	5	4	1	3.5-16	3.5-16
11/3/18	* TEXAS A&M	3	3	0	2.0-14	1.0-9
11/10/18	* at Georgia	2	0	2	0.0-0	0.0-0
11/17/18	LIBERTY	DID NOT PLAY				
11/24/18	* at Alabama	0	0	0	0.0-0	0.0-0
12/28/18	vs. Purdue (Music City)	DID NOT PLAY				



# Player Bios



**MICHAEL** #70  
**CONE** OL  
 6-4 • 325 • So. • TR  
 Dallas, Ga. (East Paulding)  
 Liberal Arts

**BEFORE AUBURN:** Attended Tusculum for the 2017-18 school year and Western Kentucky for 2018-19 ... three-year starter on the offensive line for Coach Mike Wilson at East Paulding High ... played in the Cobb All-Star Game ... earned four letters as a wrestler and three in track and field

**PERSONAL:** Birthday is July 1 ... son of Sheryl Cone and Randall Cone ... has one sister, Christina ... grandfather Dan Faulkner played football at Western Illinois ... earned the Boy Scout Order of the Arrow ... pledging Theta Chi at Auburn ... studying in the College of Liberal Arts



**MARLON** #3  
**DAVIDSON** DE  
 6-3 • 278 • Sr. • 3L  
 Greenville, Ala. (Greenville)  
 Liberal Arts

**2018:** Third-year starter at defensive end ... 126 career tackles ... 46 tackles, 4.5 TFL, 3.5 sacks, 11 QB hurries for season ... three blocked kicks led the SEC and ranked second nationally ... had six tackles, 1.5 TFL against LSU ... five tackles, four QB hurries vs. Arkansas ... four stops vs. Southern Miss ... 10 tackles at Mississippi State and blocked a field goal ... blocked a Tennessee field goal attempt and recorded five tackles ... blocked an Ole Miss FG attempt and recorded three tackles and a 9-yard sack ... 7-yard sack vs. Liberty ... preseason: Nagurski Trophy watch list; all-SEC 1st team (Lindy's), 3rd (SEC media/coaches, Phil Steele)

**2017:** Second-year starter at defensive end ... 43 tackles for season ... 4 tackles, 2 sacks, 2 TFL against Georgia Southern ... forced a Clemson fumble along with 3 tackles and 2 TFL ... 33-yard fumble recovery at Missouri, along with 4 tackles, TFL ... 5 tackles, PBU vs. Mississippi State ... 4 tackles at LSU ... sack at Arkansas ... 4 tackles at Texas A&M ... 3 tackles, sack vs. Georgia ... 6 tackles, TFL vs. ULM ... 3 tackles vs. Alabama ... 2 solo stops in SEC championship game ... SEC DL of Week: Missouri ... Preseason: 2nd team all-SEC (SEC coaches, Athlon, Lindy's, Birmingham News, SEC media, CBS Sports), 3rd team all-SEC (Phil Steele)

**2016:** SEC all-freshman team (coaches, Athlon) ... started all 13 games ... first true freshman to start the season opener on the defensive line in the last 30 years ... 38 tackles for the season ... first tackle came against Clemson ... 7-yard sack, three tackles vs. Arkansas State ... four tackles, TFL against Texas A&M ... TFL, two tackles vs. LSU ... two tackles vs. ULM ... sack, forced a fumble and five tackles at Mississippi State ... fumble recovery, two tackles, two PBU, TFL, two QB hurries against Arkansas ... four solo stops at Ole Miss ... four tackles, TFL vs. Vanderbilt ... three tackles at Georgia ... three tackles, PBU, QB hurry vs. Alabama A&M ... two solo stops at Alabama ... three tackles, PBU against Oklahoma in Sugar Bowl

**HIGH SCHOOL:** One of the nation's top defensive prospects who makes impact plays ... January enrollee in sports management ... recorded 65 tackles, 19 TFL, 8 sacks, 4 forced fumbles, 3 fumble recoveries, a pair of interceptions and two defensive touchdowns as a senior for Coach Josh McLendon at Greenville High ... Under Armour All-America Game ... Alabama-Mississippi All-Star Game ... ASWA Super 12 and Class 5A lineman of year ... Rivals Top 25 and No. 2 in Alabama ... No. 4 SDE by 247 Sports ... PrepStar 150 ... USA Today, MaxPreps All-America ... also a basketball letterman

**PERSONAL:** Son of Marvin Davidson Sr. and the late Cynthia Carter ... has three siblings: Terrance, Ken and Marvin III ... brother Ken Carter was an Auburn DL (2010-13) ... birthday is May 11 ... studying in the College of Liberal Arts

## DAVIDSON'S CAREER DEFENSIVE STATS

YEAR	G/GS	TT	UT	AT	TFL-YDS	QBS-YDS	FF/FR	PD	I/YDS
2016	13/13	38	23	15	6.0-24	2.5-16	1/1	4	0/0
2017	13/13	43	18	25	6.5-37	3.5-29	1/1	1	0/0
2018	13/13	46	20	26	4.5-19	3.5-18	0/1	3	0/0
Totals	39/39	127	61	66	17.0-80	9.5-63	2/3	8	0/0

## DAVIDSON'S CAREER GAME HIGH STATS

Tackles.....	10	at Mississippi State	10/6/18
TFL.....	2.0	Ga Southern	9/2/17
Sacks.....	2.0	Ga Southern	9/2/17
FF.....	1	2x (last: at Clemson)	9/9/17
FR.....	1	3x (last: Texas A&M)	11/3/18
PBU.....	2	Arkansas	10/22/16

## DAVIDSON'S GAME-BY-GAME DEFENSIVE STATS

DATE	OPPONENT	TT	UT	AT	TFL-YDS	QBS-YDS
9/3/16	* CLEMSON	1	1	0	0.0-0	0.0-0
9/10/16	* ARKANSAS STATE	3	2	1	1.0-7	1.0-7
9/17/16	* TEXAS A&M	4	2	2	0.5-0	0.0-0
9/24/16	* LSU	2	0	2	0.5-1	0.5-1
10/1/16	* ULM	2	1	1	0.0-0	0.0-0
10/8/16	* at Mississippi State	5	2	3	1.0-8	1.0-8
10/22/16	* ARKANSAS	2	2	0	1.0-6	0.0-0
10/29/16	* at Ole Miss	4	4	0	1.0-1	0.0-0
11/5/16	* VANDERBILT	4	3	1	1.0-1	0.0-0
11/12/16	* at Georgia	3	1	2	0.0-0	0.0-0
11/19/16	* ALABAMA A&M	3	1	2	0.0-0	0.0-0
11/28/16	* at Alabama	2	2	0	0.0-0	0.0-0
1/2/17	* vs. Oklahoma (Sugar)	3	2	1	0.0-0	0.0-0

DATE	OPPONENT	TT	UT	AT	TFL-YDS	QBS-YDS	
9/2/17	* GA SOUTHERN	4	3	1	2.0-16	2.0-16	
9/9/17	* at Clemson	3	2	1	1.0-2	0.0-0	
9/16/17	MERCER	DID NOT PLAY					
9/23/17	* at Missouri	4	2	2	1.0-4	0.0-0	
9/30/17	* MISSISSIPPI STATE	5	1	4	0.0-0	0.0-0	
10/7/17	* OLE MISS	0	0	0	0.0-0	0.0-0	
10/14/17	* at LSU	4	0	4	0.0-0	0.0-0	
10/21/17	* at Arkansas	1	0	1	0.5-1	0.5-1	
11/4/17	* at Texas A&M	4	3	1	0.0-0	0.0-0	
11/11/17	* GEORGIA	3	0	3	0.5-6	0.5-6	
11/18/17	* ULM	6	3	3	1.0-2	0.0-0	
11/25/17	* ALABAMA	3	1	2	0.0-0	0.0-0	
12/2/17	* vs. Georgia (SEC)	2	0	2	0.0-0	0.0-0	
1/1/18	* vs. UCF (Peach)	3	1	2	0.0-0	0.0-0	

DATE	OPPONENT	TT	UT	AT	TFL-YDS	QBS-YDS
9/1/18	* vs. Washington	1	0	1	0.0-0	0.0-0
9/8/18	* ALABAMA STATE	1	1	0	0.0-0	0.0-0
9/15/18	* LSU	6	4	2	1.5-1	1.0-1
9/22/18	* ARKANSAS	5	2	3	0.0-0	0.0-0
9/29/18	* SOUTHERN MISS	4	2	2	0.5-1	0.5-1
10/6/18	* at Mississippi State	10	1	9	0.5-1	0.0-0
10/13/18	* TENNESSEE	5	3	2	0.0-0	0.0-0
10/20/18	* at Ole Miss	3	1	2	1.0-9	1.0-9
11/3/18	* TEXAS A&M	1	1	0	0.0-0	0.0-0
11/10/18	* at Georgia	4	1	3	0.0-0	0.0-0
11/17/18	* LIBERTY	3	3	0	1.0-7	1.0-7
11/24/18	* at Alabama	1	0	1	0.0-0	0.0-0
12/28/18	* vs. Purdue (Music City)	2	1	1	0.0-0	0.0-0

# Player Bios



**JAVARIS** #13  
**DAVIS** DB  
 5-10 • 180 • Sr. • 3L  
 Jacksonville, Fla. (Ed White)  
 Business

**2018:** Returning starter at corner and nickel ... 107 career tackles ... 41 tackles, 8 PBU for season ... four solo tackles in Washington win ... recorded six stops and a PBU against LSU ... 57-yard interception return vs. Arkansas ... four tackles, two PBU at Mississippi State ... eight tackles, two TFL against Tennessee ... five solo tackles, two PBU at Ole Miss ... 15-yard interception, 6-yard sack, four tackles in Music City Bowl vs. Purdue ... preseason: Bednarik Award watch list; all-SEC 3rd team (SEC media/coaches), 4th (Phil Steele)

**2017:** In the mix as a starter at cornerback ... 29 tackles for season ... four solo stops at Clemson ... 3 tackles, TFL vs. Mercer ... 37-yard interception return for a score vs. Mississippi State, along with 3 tackles ... 2 tackles at Texas A&M ... interception, forced fumble, PBU and 2 tackles vs. ULM ... 3 tackles vs. Alabama ... 5 tackles in SEC championship

**2016:** Freshman All-America (Sports on Earth) ... SEC all-freshman team (coaches, Athlon) ... played in 13 games with five starts ... 37 tackles on the season ... earned his first college start vs. Clemson, recording four solo tackles ... two tackles vs. Arkansas State ... two solo stops vs. Texas A&M ... interception against ULM ... five tackles, TFL, PBU at Mississippi State ... interception, two tackles against Arkansas ... four tackles, TFL at Ole Miss ... five tackles, 2 PBU at Georgia ... sack, two tackles vs. Alabama A&M ... had six tackles, three TFL at Alabama ... five solo tackles against Oklahoma in Sugar Bowl

**2015:** Redshirted

**HIGH SCHOOL:** Swift, physical defender who can make an impact at corner ... first team Class 6A all-state for Coach Paul Pierson ... also played running back and receiver for the Commanders ... Times-Union Top 25 ... all-Gateway and Jacksonville player of the year ... Rivals and 247 Sports have him among top 50 Florida prospects ... top 10 CB in South according to Scout ... PrepStar all-South ... state runner-up at 100 meters and 4x100 relay

**PERSONAL:** Birthday is December 26 ... son of Francaesca Davis ... has three siblings: Javon, India and William ... cousins Vontae Davis and Vernon Davis and uncle Keith Frazier all played in NFL ... earned his bachelor's degree from the College of Business in August, 2019

## J. DAVIS' CAREER DEFENSIVE STATS

YEAR	G/GS	TT	UT	AT	TFL-YDS	QBS-YDS	FF/FR	PD	I/YDS
2016	13/5	37	31	6	6.0-14	1.0-6	0/0	9	2/0
2017	11/6	29	19	10	1.0-1	0.0-0	1/0	8	2/37
2018	12/11	41	36	5	3.0-8	1.0-6	0/0	9	2/72
Totals	36/22	107	86	21	10.0-23	2.0-12	1/0	26	6/109

## J. DAVIS' CAREER GAME HIGH STATS


Tackles.....	8	Tennessee	10/13/18
TFL.....	3.0	at Alabama	11/26/16
Sacks.....	1.0	2x (last: vs. Purdue)	12/28/18
Interceptions.....	1	6x (last: Purdue)	12/28/18
PBU.....	2	6x (last: at Ole Miss)	10/20/18
FF.....	1	ULM	11/18/17

## J. DAVIS' GAME-BY-GAME DEFENSIVE STATS

DATE	OPPONENT	TT	UT	AT	PD	INT-YDS
9/3/16	* CLEMSON	4	4	0	0	0-0
9/10/16	ARKANSAS STATE	2	1	1	0	0-0
9/17/16	TEXAS A&M	2	2	0	2	0-0
9/24/16	LSU	0	0	0	0	0-0
10/1/16	ULM	0	0	0	0	1-0
10/8/16	* at Mississippi State	5	4	1	1	0-0
10/22/16	ARKANSAS	2	1	1	1	1-0
10/29/16	at Ole Miss	4	3	1	0	0-0
11/5/16	VANDERBILT	0	0	0	0	0-0
11/12/16	at Georgia	5	4	1	2	0-0
11/19/16	* ALABAMA A&M	2	2	0	0	0-0
11/28/16	* at Alabama	6	5	1	0	0-0
1/2/17	* vs. Oklahoma (Sugar)	5	5	0	1	0-0

DATE	OPPONENT	TT	UT	AT	PD	INT-YDS
9/2/17	* GA SOUTHERN	2	0	2	0	0-0
9/9/17	* at Clemson	4	4	0	0	0-0
9/16/17	* MERCER	3	3	0	0	0-0
9/23/17	at Missouri					DID NOT PLAY
9/30/17	MISSISSIPPI STATE	3	2	1	2	1-37
10/7/17	OLE MISS					DID NOT PLAY
10/14/17	at LSU	1	1	0	0	0-0
10/21/17	at Arkansas					DID NOT PLAY
11/4/17	at Texas A&M	2	1	1	0	0-0
11/11/17	GEORGIA	1	1	0	0	0-0
11/18/17	ULM	2	1	1	1	1-0
11/25/17	* ALABAMA	3	1	2	1	0-0
12/2/17	* vs. Georgia (SEC)	5	3	2	0	0-0
1/1/18	* vs. UCF (Peach)	3	2	1	2	0-0

DATE	OPPONENT	TT	UT	AT	PD	INT-YDS
9/1/18	* vs. Washington	4	4	0	0	0-0
9/8/18	* ALABAMA STATE	0	0	0	0	0-0
9/15/18	* LSU	6	4	2	1	0-0
9/22/18	* ARKANSAS	1	1	0	1	1-57
9/29/18	* SOUTHERN MISS	0	0	0	1	0
10/6/18	* at Mississippi State	4	3	1	2	0
10/13/18	* TENNESSEE	8	7	1	0	0
10/20/18	* at Ole Miss	5	5	0	2	0
11/3/18	TEXAS A&M	0	0	0	0	0
11/10/18	at Georgia					DID NOT PLAY
11/17/18	* LIBERTY	3	3	0	0	0
11/24/18	* at Alabama	6	5	1	1	0
12/28/18	* vs. Purdue (Music City)	4	4	0	0	1-15




**LUKE** #86  
**DEAL** TE  
 6-6 • 251 • Fr. • HS  
 Greenwood, SC (Emerald)  
 Liberal Arts

**HIGH SCHOOL:** Versatile athletic tight end prospect who enrolled at Auburn in January ... passed for 742 yards and eight TD as a senior, while adding 332 rushing yards and seven scores and nine receptions and one receiving TD for Coach Tim McMahon at Emerald High ... all-Lakelands team ... Shrine Bowl ... USA Today all-USA South Carolina first team ... ESPN ranks him as a four-star recruit and the No. 10 tight end nationally ... ranked among top seven prospects in South Carolina by ESPN, 24/7, Rivals ... also a basketball letterman ... National Honor Society and Beta Club member

**PERSONAL:** Birthday is February 14 ... son of Chris and Leah Deal ... father played college football at Lenoir-Rhyne ... has a sister, Hannah, and a brother, John ... studying in the College of Liberal Arts

# Player Bios



**TANNER** #27  
**DEAN** LB  
 6-3 • 214 • So. • RS  
 Birmingham, Ala. (Mountain Brook)  
 Engineering

**2018:** Walk-on linebacker recovering from knee surgery ... SEC Academic Honor Roll and AD Honor Roll

**2017:** Joined team as a walk-on ... did not see game action ... Academic Top Tiger and SEC first-year academic honor roll

**HIGH SCHOOL:** Named permanent team captain by his teammates at Mountain Brook High ... played for Coach Chris Yeager ... recorded 87 tackles, 2 interceptions, 3 fumble recoveries ... Future Business Leaders of America vice-president, member of Key Club and First Priority Bible study

**PERSONAL:** Birthday is October 19 ... son of Beth Dean and Todd Dean ... has three siblings: Alex Ann, Braxton and Lindsey Madison ... studying in the College of Engineering



**JEREMIAH** #20  
**DINSON** DB  
 6-0 • 191 • Sr. • 3L  
 Miami, Fla. (American)  
 Liberal Arts

**2018:** Returning starter at free safety ... 120 career tackles ... 61 tackles, 3.5 TFL, 3 PBU for season ... had seven tackles, 1.5 TFL, a sack and a PBU in the Washington opener ... three tackles vs. Alabama State ... team-high six tackles, TFL vs. Arkansas ... interception, four tackles vs. Southern Miss ... interception and career-best 15 tackles at Mississippi State ... four tackles vs. Tennessee before being ejected for targeting ... nine tackles and forced a fumble in the Texas A&M win ... five stops at Georgia ... four tackles vs. Liberty

**2017:** Veteran safety and starting nickelback ... 47 tackles for season ... recovered a Clemson fumble, along with 2 tackles and a PBU ... team-high 6 tackles vs. Mercer ... 5 tackles, TFL at Missouri ... 3 solo stops vs. Mississippi State ... 2 solo stops vs. Ole Miss ... 5 tackles at LSU ... 8-yard sack, 4 tackles at Arkansas ... 5 tackles at Texas A&M ... team-best six tackles vs. Georgia ... 3 tackles, PBU vs. ULM ... 2 solo stops vs. Alabama ... 3 tackles in SEC championship

**2016:** Redshirted while recovering from knee injury suffered late in 2015

**2015:** True freshman corner who saw substantial early-season action ... first snaps came against Louisville, where he recorded four tackles ... three tackles at LSU ... first start came at nickel vs. Mississippi State, recording three tackles ... three solo tackles at Texas A&M before suffering knee injury that required season-ending surgery ... Academic Top Tiger

**HIGH SCHOOL:** Standout defender for Coach Anthony White at Miami's American High ... Miami-Dade North-South All-Star Game ... part of a state championship team at Miami Norland as a freshman ... ranked among top 100 cornerback prospects for 247 Sports and ESPN ... PrepStar all-South ... graduated in top 20% of his class

**PERSONAL:** Birthday is February 26 ... son of Cinethia Lee and Theodore Dinson ... has a sister, Jasmine, and a brother, Joshua ... cousin Randell Johnson plays for the Buffalo Bills ... received his bachelor's degree from the College of Liberal Arts in May, 2019

## DINSON'S CAREER DEFENSIVE STATS

YEAR	G/GS	TT	UT	AT	TFL-YDS	QBS-YDS	FF/FR	PD	I/YDS
2015	9/1	15	9	6	0.0-0	0.0-0	0/0	0	0/0
2016					REDSHIRTED				
2017	14/11	47	32	15	2.5-12	1.0-8	0/1	4	0/0
2018	13/12	64	31	33	4.0-10	1.0-2	1/0	5	2/3
Total	36/24	126	72	54	6.5-22	2.0-10	1/1	9	2/3

## DINSON'S CAREER GAME HIGH STATS

Tackles.....	15	at Mississippi State	10/8/18
TFL.....	1.5	vs. Washington	9/1/18
Sacks.....	1.0	2x (last: vs. Washington)	9/1/18
FF.....	1	Texas A&M	11/3/18
FR.....	1	at Clemson	9/9/17
PBU.....	1	7x (last: Texas A&M)	11/3/18
INT.....	1	2x (last: at Mississippi State)	10/8/18


## DINSON'S GAME-BY-GAME DEFENSIVE STATS

DATE	OPPONENT	TT	UT	AT	PD	INT-YDS
9/5/15	vs. Louisville	4	3	1	0	0-0
9/12/15	JACKSONVILLE STATE	1	1	0	0	0-0
9/19/15	at LSU	3	0	3	0	0-0
9/26/15	* MISSISSIPPI STATE	3	2	1	0	0-0
10/3/15	SAN JOSE' STATE	0	0	0	0	0-0
10/15/15	at Kentucky	0	0	0	0	0-0
10/24/15	at Arkansas	0	0	0	0	0-0
10/31/15	OLE MISS	1	0	1	0	0-0
11/7/15	at Texas A&M	3	3	0	0	0-0
11/14/15	GEORGIA					DID NOT PLAY
11/21/15	IDAHO					DID NOT PLAY
11/28/15	ALABAMA					DID NOT PLAY
12/30/15	vs. Memphis (Bham)					DID NOT PLAY

DATE	OPPONENT	TT	UT	AT	PD	INT-YDS
9/2/17	* GA SOUTHERN	1	0	1	0	0-0
9/9/17	* at Clemson	2	1	1	1	0-0
9/16/17	* MERCER	6	5	1	0	0-0
9/23/17	* at Missouri	5	4	1	0	0-0
9/30/17	* MISSISSIPPI STATE	3	3	0	0	0-0
10/7/17	* OLE MISS	2	2	0	0	0-0
10/14/17	at LSU	5	4	1	0	0-0
10/21/17	* at Arkansas	4	2	2	0	0-0
11/4/17	* at Texas A&M	5	0	5	0	0-0
11/11/17	* GEORGIA	6	5	1	1	0-0
11/18/17	* ULM	3	3	0	1	0-0
11/25/17	ALABAMA	2	2	0	0	0-0
12/2/17	vs. Georgia (SEC)	3	1	2	0	0-0
1/1/18	* vs. UCF (Peach)	0	0	0	1	0-0

DATE	OPPONENT	TT	UT	AT	PD	INT-YDS
9/1/18	* vs. Washington	7	2	5	1	0-0
9/8/18	* ALABAMA STATE	3	2	1	0	0-0
9/15/18	* LSU	2	2	0	0	0-0
9/22/18	* ARKANSAS	6	5	1	0	0-0
9/29/18	* SOUTHERN MISS	4	2	2	0	1-9
10/6/18	* at Mississippi State	15	6	9	0	1-12
10/13/18	* TENNESSEE	4	2	2	1	0-0
10/20/18	at Ole Miss	1	0	1	0	0-0
11/3/18	* TEXAS A&M	9	6	3	1	0-0
11/10/18	* at Georgia	5	1	4	0	0-0
11/17/18	* LIBERTY	4	1	3	0	0-0
11/24/18	* at Alabama	1	0	1	0	0-0
12/28/18	* vs. Purdue (Music City)	3	2	1	0	0-0

# Player Bios



**JACK** #71  
**DRISCOLL** OL  
 6-5 • 296 • Sr. • 1L  
 Madison, Conn. (UMass)  
 Business

**2018:** Grad transfer from UMass who earned the starting job at right tackle ... started every game ... AD Honor Roll and SEC first-year academic honor roll

**BEFORE AUBURN:** Played at UMass from 2015-17 ... started 20 games in two seasons ... 2017 Phil Steele all-independent first team and all-ECAC second team after starting 12 games at right tackle ... played in nine games as a redshirt freshman, starting eight, playing left guard and tackle ... honorable mention Freshman All-America ... redshirted 2015 season ... graduated with honors in three years with a bachelor's degree in hospitality and tourism management

**HIGH SCHOOL:** Daniel Hand (Conn.) High School football team captain and MVP as a senior for Coach Steve Filippone ... three-star recruit by 247Sports

**PERSONAL:** Birthday is April 1 ... son of John and Cory Driscoll ... father played football at New Hampshire ... has two siblings, Flynn (an Auburn student) and Grace ... earned his bachelor's degree from UMass in hospitality and tourism management and is working toward a master's in the College of Business



**ZACH** #14  
**FARRAR** WR  
 6-4 • 210 • Jr. • TR  
 Keller, Texas (Southlake Carroll)  
 Education

**BEFORE AUBURN:** 20 receptions for 307 yards and one score in 2018 at Youngstown State ... caught 11 passes for 266 yards and four touchdowns in 2017 at Mississippi Gulf Coast Community College, averaging 24.2 yards per reception ... redshirted the 2016 season at Oklahoma

**HIGH SCHOOL:** As a senior, caught 56 passes for 1,115 yards and 18 TD for Coach Hal Wasson at Southlake Carroll ... Class 6A all-state honorable mention ... caught 29 passes for 554 yards, 3 TD as a junior ... four-star ranking by Scout and three-star rating by ESPN, Rivals and 247 Sports ... outstanding outfielder drafted by the Chicago White Sox in the 26th round of the MLB Draft

**PERSONAL:** Birthday is January 15 ... son of Cazandra and Steve Farrar ... has three siblings: Derrick, Justin and Stephanie ... earned his bachelor's degree from Youngstown State in general studies ... working toward a master's degree in adult education in the College of Education at Auburn




**JOSH** #41  
**FRENCH** DB  
 5-11 • 203 • Jr. • 1L  
 Birmingham, Ala. (Shades Valley)  
 Engineering

**2018:** Walk-on safety ... saw first game action vs. Liberty ... SEC Academic Honor Roll

**2017:** Joined team as a walkon in the spring ... did not see any game action  
**HIGH SCHOOL:** Veteran defender for Coach Bill Smith at Shades Valley High ... helped the Mounties to three Class 6A state playoff appearances ... three-year state qualifier in track, running the 400m and the 4x100 and 4x400 relays ... also a basketball letterman ... National Honor Society and mathematics honorary


**PERSONAL:** Birthday is December 30 ... son of Jacqueline French and Carlos Harper ... has three brothers, Colin, Carson and Caleb ... studying in the College of Engineering



**TYLER** #85  
**FROMM** TE  
 6-5 • 218 • Fr. • HS  
 Warner Robins, Ga. (Warner Robins)  
 Liberal Arts

**HIGH SCHOOL:** Coveted tight end prospect who enrolled at Auburn in January ... two-year starter for Coach Mike Chastain at Warner Robins High, helping the Demons to the Class 5A state championship title game All-American Bowl ... ESPN ranks him the No. 8 tight end recruit nationally ... top 40 overall prospect from state of Georgia by Rivals, 24/7 ... also a basketball letterman

**PERSONAL:** Birthday is December 18 ... son of Lee and Emerson Fromm ... brothers Dylan (Mercer) and Jake (Georgia) also play college football ... enjoys hunting, fishing and golf ... studying in the College of Liberal Arts



**PHELPS** #89  
**GAMBILL** TE  
 6-5 • 276 • Jr. • 1L  
 Nashville, Tenn. (Montgomery Bell Academy)  
 Architecture & Design

**2018:** Walk-on offensive lineman ... saw first game action vs. Alabama State ... SEC Academic Honor Roll

**2017:** Joined team as a walk-on ... did not see game action ... SEC Academic Honor Roll and Academic Top Tiger

**HIGH SCHOOL:** Two-year starter at Montgomery Bell Academy for Coach Marty Euerard ... first team all-state at center ... Big Red won the state title in 2014 and were state runners-up in 2015 ... also threw the shot put ... National Honor Society and member of Best Buddies

**PERSONAL:** Birthday is December 6 ... son of Thomas Keith Gambill Sr. and Mary Gambill ... dad was an SEC champion wrestler at Auburn in 1968, 1969 and 1970 ... brother Keith is an Auburn graduate ... member of Kappa Alpha order ... studying in the McWhorter School of Building Science in the College of Architecture, Design and Construction



**JOEY** #1  
**GATEWOOD** QB  
 6-5 • 233 • RFr. • RS  
 Jacksonville, Fla. (Bartram Trail)  
 Liberal Arts



# Player Bios

**2018:** Listed as the third quarterback ... rushed for 28 yards in Music City Bowl vs. Purdue in first game action ... enrolled in January and participated in spring drills

**HIGH SCHOOL:** Led the Bartram Trail Bears to the Florida state Class 7A finals ... passed for 1,468 yards and 12 TD and rushed for 1,100 yards with 16 scores as a senior ... high school coach was Darrell Sutherland ... Elite 11 finalist ... Under Armour All-American Game ... ESPN, Rivals, 247Sports four star ... also a sprinter in track and field

**PERSONAL:** Birthday is April 17 ... son of Cierra Albanese ... has one brother, Dominick ... enrolled in the College of Liberal Arts



**BRODARIOUS** #59  
**HAMM** OL  
6-5 • 312 • So. • 1L  
Griffin, Ga. (Spalding)  
Liberal Arts

**2018:** Reserve along the offensive line

**2017:** Participated in football at Auburn for the first time during spring drills after a year away from the game undergoing cancer treatments ... enrolled at Auburn as a student in 2016 ... redshirted the 2017 season

**HIGH SCHOOL:** All-area lineman for Coach Nick Davis at Spalding High, leading the Jaguars to the playoffs ... second team Class 4A all-state as an offensive and defensive lineman ... Scout top 15 offensive guard prospect ... top 40 recruit in Georgia by Rivals, ESPN, 247 Sports ... MaxPreps All-America ... AJC Elite Junior Classic best lineman ... also a basketball letterman

**PERSONAL:** Birthday is January 27 ... son of Nicole Williams and Brockery Hamm ... has two sisters, Dymond and Rhiley and a brother, Avery ... cousin Chris Mayes plays for the NFL's Atlanta Falcons ... likes to dance ... studying in the College of Liberal Arts



**DEVIN** #28  
**GUICE** DB  
5-8 • 160 • Jr. • 2L  
Opelika, Ala. (Opelika)  
Forestry and Wildlife Sciences

**2018:** Reserve cornerback ... saw first action of season vs. Alabama State ... two tackles vs. Liberty ... TFL vs. Purdue in Music City Bowl

**2017:** Reserve defensive back ... saw action in Ole Miss and Arkansas games, making a tackle against Ole Miss

**2016:** Did not see action ... walked on for 2016 season

**HIGH SCHOOL:** Recorded 49 solo tackles, two interceptions and nine PBU as a senior for Coach Brian Blackmon at Opelika High ... member of two Class 6A regional championship teams ... state champion in the high jump ... also played soccer ... Honor Roll student who earned the John Deere Scholarship ... involved in FCA, band and MANRRS

**PERSONAL:** Birthday is December 13 ... son of Nisa and Joseph Guice ... has one sister, Skye ... cousin Eric Brock played safety at Auburn ... studying in the School of Forestry and Wildlife Sciences



**JAREN** #96  
**HANDY** DL  
6-5 • 259 • Fr. • HS  
Hattiesburg, Miss. (Hattiesburg)  
Engineering

**HIGH SCHOOL:** Prospect who brings size and strength to the defensive line ... recorded 14 TFL as a senior for Coach Tony Vance at Hattiesburg High ... Alabama-Mississippi All-Star Game ... Hattiesburg American all-area ... consensus four-star prospect at defensive tackle ... rated No. 5 (Rivals), 6 (24/7), 8 (ESPN) recruit in state of Mississippi ... PrepStar Dream Team ... USA Today all-USA Mississippi second team ... also a basketball letterman ... A/B Honor Roll

**PERSONAL:** Nickname is "Stone" ... birthday is September 22 ... son of Leroy Handy and Tamara Fairley ... studying in the College of Engineering at Auburn

## GUICE'S CAREER DEFENSIVE STATS

YEAR	G/GS	TT	UT	AT	TFL-YDS	QBS-YDS	FF/FR	PD	I/YDS
2017	2/0	1	0	1	0.0-0	0.0-0	0/0	0	0/0
2018	3/0	3	3	0	1.0-3	0.0-0	0/0	0	0/0
Total	5/0	4	3	1	1.0-3	0.0-0	0/0	0	0/0

## GUICE'S CAREER GAME HIGH STATS

Tackles.....	2 Liberty	11/17/18
TFL.....	1 vs. Purdue	12/28/18



**DERICK** #29  
**HALL** Buck  
6-3 • 230 • Fr. • HS  
Gulfport, Miss. (Gulfport)  
Engineering

**HIGH SCHOOL:** Long, athletic pass rusher with a broad wingspan who enrolled at Auburn in January ... recorded 83 tackles as a senior for Coach John Archie and the Admirals ... Under Armour All-American Game ... Sun-Herald all-South Mississippi first team ... rated among the top 10 prospects in the state of Mississippi ... consensus four-star recruit ... also a basketball starter and a state finalist at 200 meters in track ... honor roll, French Club, Fellowship of Christian Athletes and Construction Club

**PERSONAL:** Birthday is March 19 ... son of Stacy Gooden-Crandle and Cedric Crandle ... has a sister, R'hana ... loves to fish and hunt ... studying in the College of Engineering



**MARQUEL** #77  
**HARRELL** OL  
6-3 • 309 • Sr. • 3L  
Atlanta, Ga. (Creekside)  
Education

**2018:** Returning starter at left guard ... third team all-SEC (Phil Steele) ... started every game ... preseason: all-SEC 3rd team (SEC media/coaches) ... SE Academic Honor Roll

**2017:** Offensive guard gaining a bigger role ... saw significant action at LSU with injuries to Mike Horton and Casey Dunn ... made first start at Arkansas ... also a starter vs. Georgia, ULM, Alabama and in the SEC championship and Peach Bowl

**2016:** Backup offensive guard ... saw first career action against Arkansas State ... played in four games ... SEC Academic Honor Roll

**2015:** Redshirted ... Academic Top Tiger and SEC first-year Academic Honor Roll

# Player Bios

**HIGH SCHOOL:** Accomplished offensive line prospect with multiple skills ... first team Class 5A Region 6-B honoree for Coach Olten Downs ... Semper Fi All-American Bowl ... 2013 state champions ... Class 5A all-state ... Scout ranks him the No. 1 OG prospect in Georgia ... ESPN 300 ... among the top 35 players in Georgia by 247 Sports, ESPN, Rivals and Scout ... PrepStar all-South ... also threw the shot put and was a basketball letterman ... vice-president of National Honor Society; FCCLA, French Club

**PERSONAL:** Birthday is July 18 ... son of Nayesha and Melvin Harrell ... has five siblings: Mayona, Aerielle, Makayla, Marcus and Mondarius ... fluent in French ... received his bachelor's degree from the College of Education in May, 2019



**MICHAEL HARRIS** #30  
LB  
6-3 • 240 • RFr. • RS  
Tucker, Ga. (Tucker)  
Human Sciences

**2018:** True freshman linebacker ... saw first career action against Alabama State, recording a tackle

**HIGH SCHOOL:** Explosive linebacker prospect who led the Tucker Tigers to the Class 6A state semifinals ... high school coach was Bryan Lamar ... first team all-state as a junior and Clayton News-Daily defensive player of year ... ESPN, Rivals, 247Sports four star ... 15th-ranked OLB nationally according to ESPN

**PERSONAL:** Birthday is March 17 ... son of Tanjela Miller and Michael Harris ... has eight siblings: Timothy, Alexis, Sydney, Tre, Trent, Triston, Johnathan and Bryanna ... studying in the College of Human Sciences

## HARRIS' CAREER DEFENSIVE STATS

YEAR	G/GS	TT	UT	AT	TFL-YDS	QBS-YDS	FF/FR	PD	I/YDS
2018	2/0	2	1	1	0.0-0	0.0-0	0/0	0	0/0

## HARRIS' CAREER GAME HIGH STATS

Tackles.....1 2x (last: Liberty) 11/17/18



**WILL HASTINGS** #33  
WR  
5-10 • 174 • Sr. • 3L  
Little Rock, Ark. (Pulaski Academy)  
Business

**2018:** Veteran receiver recovering from spring ACL surgery ... underwent additional knee surgery in October ... redshirted the season ... preseason: Senior Bowl watch list

**2017:** Veteran wide receiver ... 26 catches for season ... leading receiver against Georgia Southern, with 4 catches gaining 68 yards and a 19-yard TD ... 2 catches at Clemson ... 3 catches gained a team-best 71 yards against Mercer ... then-career best 46-yard reception from Stidham at Missouri ... 47-yard TD catch from Stidham vs. Mississippi State ... career-long 49-yard TD from Stidham was one of three receptions at LSU ... 22-yard reception at Arkansas ... 17-yard reception vs. ULM ... 20-yard catch vs. Alabama ... gained 117 yards on six receptions vs. UCF in Peach Bowl, with a 26-yard TD catch ... Burlsworth Trophy nominee

**2016:** Appeared in 11 games ... six of 11 catches during the season gained first downs ... three catches gaining 29 yards against Clemson, with two receptions on third down and one on fourth down ... first career score was a 29-yard TD grab vs. Arkansas State ... had three receptions vs. Texas A&M ... 27-yard catch at Alabama ... one reception in Sugar Bowl vs. Oklahoma

**2015:** Appeared in two games ... had one kickoff at LSU

**HIGH SCHOOL:** Tallied 2,040 receiving yards as a senior for Coach Kevin Kelley ... just the second receiver in state history to gain 2,000 yards in a season ... Bruins won the state title in 2011 and 2014 ... MaxPreps All-American ... AHSCA all-star game ... also played soccer ... honors graduate ... member of FCA and Green Club

**PERSONAL:** Birthday is July 30 ... son of Kim and Scott Hastings ... has one sibling, Lindsey ... grandfather played running back at Arkansas State ... received his bachelor's degree from the College of Business in May, 2019

## HASTINGS' CAREER RECEIVING STATS

YEAR	G/GS	NO	YDS	AVG	TD	LP/OPPONENT
2015	2/0	0	0	0.0	0	--
2016	11/0	11	98	8.9	1	29/Arkansas St
2017	14/1	26	525	20.2	4	49/LSU
2018	2/0	0	0	0.0	0	--
Total	29/1	37	623	16.8	5	49/LSU

## HASTINGS' CAREER GAME HIGH STATS

Receptions.....6	vs. UCF	1/1/18
Rec. Yards.....117	vs. UCF	1/1/18
Rec. Long.....49	at LSU	10/14/17
Rec. TDs.....1	5x (last: vs. UCF)	1/1/18

## HASTINGS' GAME-BY-GAME RECEIVING STATS

DATE	OPPONENT	REC	YDS	Avg.	TD	TD YDS
9/3/16	CLEMSON	3	29	9.7	0	--
9/10/16	ARKANSAS STATE	2	34	17.0	1	29
9/17/16	TEXAS A&M	3	9	3.0	0	--
9/24/16	LSU	0	0	0.0	0	--
10/1/16	ULM	1	-4	-4.0	0	--
10/8/16	at Mississippi State					DID NOT PLAY
10/22/16	ARKANSAS	0	0	0.0	0	--
10/29/16	at Ole Miss					DID NOT PLAY
11/5/16	VANDERBILT	0	0	0.0	0	--
11/12/16	at Georgia	0	0	0.0	0	--
11/19/16	ALABAMA A&M	0	0	0.0	0	--
11/26/16	at Alabama	1	27	27.0	0	--
1/2/17	vs. Oklahoma (Sugar)	1	3	3.0	0	--

DATE	OPPONENT	REC	YDS	Avg.	TD	TD YDS
9/2/17	GA SOUTHERN	4	68	17.0	1	19
9/9/17	at Clemson	2	12	6.0	0	--
9/16/17	MERCER	3	71	23.7	0	--
9/23/17	at Missouri	2	59	29.5	0	--
9/30/17	MISSISSIPPI STATE	1	47	47.0	1	47
10/7/17	OLE MISS	1	13	13.0	0	--
10/14/17	* at LSU	3	65	21.7	1	49
10/21/17	at Arkansas	1	22	22.0	0	--
11/4/17	at Texas A&M	1	14	14.0	0	--
11/11/17	GEORGIA	0	0	0.0	0	--
11/18/17	ULM	1	17	17.0	0	--
11/25/17	ALABAMA	1	20	20.0	0	--
12/2/17	vs. Georgia (SEC)	0	0	0.0	0	--
1/1/18	vs. UCF (Peach)	6	117	19.5	1	26

DATE	OPPONENT	REC	YDS	Avg.	TD	TD YDS
9/1/18	vs. Washington					DID NOT PLAY
9/8/18	ALABAMA STATE	0	0	0.0	0	--
9/15/18	LSU	0	0	0.0	0	--
9/22/18	ARKANSAS					DID NOT PLAY
9/29/18	SOUTHERN MISS					DID NOT PLAY
10/6/18	at Mississippi State					DID NOT PLAY
10/13/18	TENNESSEE					DID NOT PLAY
10/20/18	at Ole Miss					DID NOT PLAY
11/3/18	TEXAS A&M					DID NOT PLAY
11/10/18	at Georgia					DID NOT PLAY
11/17/18	LIBERTY					DID NOT PLAY
11/24/18	at Alabama					DID NOT PLAY

# Player Bios



**SAWYER HENNIS** #53  
LB  
6-0 • 204 • Fr. • HS  
Greenville, Ala. (Greenville)  
Business

**HIGH SCHOOL:** Leading tackler as a senior for Coach Josh McLendon at 11-3 Greenville High, with 92 solo stops, 34 assists, 23 TFL and six sacks ... 105 total tackles as a junior, helping the Tigers to the state semifinals ... also involved with track, baseball and basketball ... National Honor Society, Key Club, Tiger representative and Chamber page

**PERSONAL:** Birthday is November 17 ... son of Michael Hennis and Mona Hennis ... studying in the College of Business at Auburn



**MATTHEW HILL** #19  
WR  
6-1 • 190 • RFr. • RS  
Lawrenceville, Ga. (Brookwood)  
Liberal Arts

**2018:** True freshman in the rotation at wide receiver ... fumble recovery and a 22-yard rush vs. Alabama State ... one carry in Music City Bowl vs. Purdue

**HIGH SCHOOL:** Explosive wide receiver who led the Brookwood Broncos to an 11-3 record and the Georgia state Class 7A final four ... also played strong safety for Coach Phillip Jones ... Under Armour All-American Game ... Atlanta Journal-Constitution Super 11 ... GSWA all-state and Gwinnett Daily Post offensive player of the year ... Rivals, 247Sports, ESPN four star ... Rivals No. 7 athlete nationally ... Scout No. 14 overall prospect in Georgia ... also a track and field letterman

**PERSONAL:** Birthday is March 11 ... raised by his grandmother Georgia Hill Thompson and his father Bobby Hill ... has four brothers – Chris, Myles, Preston and Alexander – and a sister, Egypt ... studying in the College of Liberal Arts

### HILL'S CAREER RUSHING STATS

YEAR	G/GS	NO	YDS	AVG	TD	LP/OPPONENT
2018	4/0	2	21	10.5	0	22/Alabama State

### HILL'S CAREER GAME HIGH STATS

Rush Att.....	1	2x (latest: vs. Purdue)	12/28/18
Rush Yards.....	22	Alabama State	9/8/18
Rush Long.....	22	Alabama State	9/8/18



**MIKE HORTON** #64  
OL  
6-4 • 325 • Sr. • 3L  
Atlanta, Ga. (Lakeside)  
Engineering

**2018:** Starter at right guard ... played in all 13 games

**2017:** Started seven games at left guard this season ... missed the LSU and Arkansas games with injury ... SEC Academic Honor Roll and Academic Top Tiger

**2016:** Backup offensive lineman ... sixth offensive lineman in jumbo package ...

saw first college action against Clemson ... played in 12 games

**2015:** Redshirted ... Academic Top Tiger and SEC first-year Academic Honor Roll

**HIGH SCHOOL:** Imposing offensive lineman for Coach Heath Hinton ... first team Class 6A all-region 2 ... Semper Fi All-American Bowl ... 247 Sports ranks him among 60 top prospects in Georgia ... No. 23 overall OG by ESPN ... No. 6 OG prospect in Georgia by Scout ... PrepStar all-South ... also a basketball and track and field letterman

**PERSONAL:** Birthday is October 7 ... son of Catherine Horton ... studying in the College of Engineering



**NOAH IGBINOOGHENE** #4  
DB  
5-11 • 200 • Jr. • 2L  
Trussville, Ala. (Hewitt-Trussville)  
Science & Mathematics

**2018:** Starting cornerback after switching to defense in the spring ... 50 tackles, 11 PBU for season ... recorded five tackles, two PBU in the Washington opener ... five solo stops vs. LSU ... 96-yard kickoff return for TD against Arkansas ... also forced a Razorback fumble ... five tackles vs. Southern Miss and at Mississippi State ... five solo tackles, two PBU at Ole Miss ... fourth-quarter interception ignited late rally in Texas A&M win ... three solo tackles at Georgia ... seven tackles at Alabama ... five solo stops vs. Purdue in Music City Bowl ... SEC special teams player of week: Arkansas

**2017:** Speedy true freshman who contributes on returns ... first reception came against Georgia Southern ... 3 catches gained 24 yards vs. Mercer ... two kick returns of 26 and 23 yards vs. Mississippi State ... 70-yard kickoff return vs. Ole Miss ... 174 yards on six kick returns vs. UCF in Peach Bowl ... competed in track and field for Auburn, finishing seventh in the triple jump (15.24m) and 18th in the long jump (6.72m) at SEC indoor championships and 15th in the long jump (7.51m) at SEC outdoors ... Academic Top Tiger and SEC first-year academic honor roll

**HIGH SCHOOL:** Speedy wide receiver for Coach Josh Floyd and the Hewitt-Trussville Huskies ... had more than 1,700 all-purpose yards and 18 TD in 12 games his senior year ... all-USA Today Alabama first team ... ASWA Class 7A all-state first team ... Alabama-Mississippi All-Star Game ... top 60 wide receiver according to ESPN, 247 Sports and Rivals ... a top 25 receiver by Scout ... top 25 player from Alabama via ESPN, top 15 Alabama player as evaluated by 247 Sports, Scout and Rivals ... also ran track in high school

**PERSONAL:** Birthday is November 27 ... son of Faith and Festus Igbinooghene ... parents were Olympic track athletes for Nigeria ... has two siblings, Michael and Hope ... studying in the College of Science and Mathematics

### IGBINOGHENE'S CAREER DEFENSIVE STATS

YEAR	G/GS	TT	UT	AT	TFL-YDS	QBS-YDS	FF/FR	PD	I/YDS
2017	14/0	0	0	0	0.0-0	0.0-0	0/0	0	0/0
2018	13/9	50	39	11	1.5-1	0.0-0	1/0	12	1/0
Total	27/9	50	39	11	1.5-1	0.0-0	1/0	12	1/0

### IGBINOGHENE'S CAREER RECEIVING STATS

YEAR	G/GS	NO	YDS	AVG	TD	LP/OPPONENT
2017	14/0	6	24	4.0	0	--

### IGBINOGHENE'S CAREER GAME HIGH STATS

Tackles.....	7	at Alabama	11/24/18
TFL.....	1.5	at Mississippi State	10/6/18
PBU.....	3	Liberty	11/17/18
FF.....	1	Arkansas	9/22/18
INT.....	1	Texas A&M	11/3/18
Receptions.....	3	Mercer	9/16/17
Rec. Yards.....	24	Mercer	9/16/17
Rec. Long.....	14	Mercer	9/16/17
Rush Attempts.....	1	Ga Southern	9/2/17



# Player



**JALIL IRVIN** #50 OL  
6-2 • 299 • RFr. • RS  
Stone Mountain, Ga. (Stephenson)  
Science & Math

**2018:** True freshman offensive lineman ... saw first game action vs. Alabama State ... SEC first-year academic honor roll

**HIGH SCHOOL:** Outstanding offensive line prospect who played for Coach Ron Gartrell at Stephenson High ... helped the Jaguars to an 8-4 record and the Georgia Class 6A state playoffs ... Offense-Defense All-American Bowl ... Rivals and 247Sports four star ... No. 5-rated center nationally according to ESPN ... Honor Roll student and Coca-Cola student-athlete of the year

**PERSONAL:** Birthday is June 26 ... son of Chantay Irvin ... family members Dior Mathis played at Oregon and Jason Croom played at Tennessee and for the Buffalo Bills ... studying pre-pharmacy in the College of Science and Mathematics




**ALEC JACKSON** #65 OL  
6-5 • 304 • So. • 1L  
Montgomery, Ala. (Jefferson Davis)  
Liberal Arts

**2018:** Redshirt freshman defensive lineman ... saw first career action against Alabama State, recording three tackles and a TFL ... SEC Academic Honor Roll

**2017:** Redshirted ... Academic Top Tiger and SEC first-year academic honor roll  
**HIGH SCHOOL:** Big-bodied defensive lineman for Coach Lee Carter and the Jefferson Davis Volunteers ... credited with six sacks, 60 tackles, nine TFL his senior season ... finished with 138 career tackles, 13.5 sacks, and three fumble recoveries ... Alabama-Mississippi All-Star Game ... all-USA Today Alabama first team ... ASWA Class 7A all-state second team ... top 75 defensive lineman according to 247 Sports and a top 50 defensive lineman by ESPN and Scout ... top 40 in-state defensive lineman by ESPN and 247 Sports ... top three Alabama defensive lineman by Scout ... also ran track ... Mu Alpha Theta mathematics honorary

**PERSONAL:** Birthday is December 8 ... son of Teresa Lee and Michael Jackson ... has three siblings, Adarius, Adrianna and DeAdra ... cousin of former Auburn quarterback Jeremy Johnson ... accomplished bowler ... studying in the College of Liberal Arts



**SHEDRICK JACKSON** #11 WR  
6-0 • 198 • So. • 1L  
Hoover, Ala. (Hoover)  
Business

**2018:** True freshman receiver who saw his first game action against Washington ... first start was against Arkansas ... Productive wide receiver who enrolled in January and took part in spring drills

**HIGH SCHOOL:** Helped Hoover Buccaneers win Alabama state Class 7A championship ... high school coach was Josh Niblett ... Alabama-Mississippi All-Star Game ... ESPN, Rivals, 247Sports three star

**PERSONAL:** Birthday is October 20 ... son of Laquesha Sanders ... enrolled in the College of Business

### JACKSON'S CAREER RECEIVING STATS

YEAR	G/GS	NO	YDS	AVG	TD	LP/OPPONENT
2018	11/1	2	15	7.5	0	9/Georgia

Rush Yards.....	11	Ga Southern	9/2/17
Rush Long.....	11	Ga Southern	9/2/17
Kick Ret .....	6	vs. UCF	1/1/18
Kick Ret Yards .	174	vs. UCF	1/1/18
Kick Ret Long....	96	Arkansas [TD]	9/22/18

### IGBINOGHENE'S GAME-BY-GAME DEFENSIVE STATS

DATE	OPPONENT	TT	UT	AT	PD	INT-YDS
9/1/18	* vs. Washington	5	3	2	2	0-0
9/8/18	* ALABAMA STATE	1	1	0	0	0-0
9/15/18	* LSU	5	5	0	1	0-0
9/22/18	ARKANSAS	2	1	1	0	0-0
9/29/18	SOUTHERN MISS	5	4	1	1	0-0
10/6/18	at Mississippi State	5	2	3	0	0-0
10/13/18	TENNESSEE	3	2	1	0	0-0
10/20/18	* at Ole Miss	5	5	0	2	0-0
11/3/18	* TEXAS A&M	3	2	1	0	1-0
11/10/18	* at Georgia	3	3	0	2	0-0
11/17/18	* LIBERTY	1	1	0	3	0-0
11/24/18	* at Alabama	7	5	2	0	0-0
12/28/18	* vs. Purdue (Music City)	5	5	0	0	0-0

### IGBINOGHENE'S GAME-BY-GAME RECEIVING STATS

DATE	OPPONENT	REC	YDS	Avg.	TD	TD YDS
9/2/17	GA SOUTHERN	1	-1	-1.0	0	--
9/9/17	at Clemson	0	0	0.0	0	--
9/16/17	MERCER	3	24	8.0	0	--
9/23/17	at Missouri	1	-2	-2.0	0	--
9/30/17	MISSISSIPPI STATE	1	3	3.0	0	--
10/7/17	OLE MISS	0	0	0.0	0	--
10/14/17	at LSU	0	0	0.0	0	--
10/21/17	at Arkansas	0	0	0.0	0	--
11/4/17	at Texas A&M	0	0	0.0	0	--
11/11/17	GEORGIA	0	0	0.0	0	--
11/18/17	ULM	0	0	0.0	0	--
11/25/17	ALABAMA	0	0	0.0	0	--
12/2/17	vs. Georgia (SEC)	0	0	0.0	0	--
1/1/18	vs. UCF (Peach)	0	0	0.0	0	--

### IGBINOGHENE'S GAME-BY-GAME RETURN STATS

DATE	OPPONENT	PR/YDS	TD	KR/YDS	TD
9/2/17	GA SOUTHERN	0/0	0	0/0	0
9/9/17	at Clemson	0/0	0	1/16	0
9/16/17	MERCER	0/0	0	0/0	0
9/23/17	at Missouri	0/0	0	1/21	0
9/30/17	MISSISSIPPI STATE	0/0	0	2/49	0
10/7/17	OLE MISS	0/0	0	2/87	0
10/14/17	at LSU	0/0	0	2/39	0
10/21/17	at Arkansas	0/0	0	1/29	0
11/4/17	at Texas A&M	0/0	0	2/38	0
11/11/17	GEORGIA	0/0	0	1/11	0
11/18/17	ULM	0/0	0	3/56	0
11/25/17	ALABAMA	0/0	0	2/31	0
12/2/17	vs. Georgia (SEC)	0/0	0	1/20	0
1/1/18	vs. UCF (Peach)	0/0	0	6/174	0

DATE	OPPONENT	PR/YDS	TD	KR/YDS	TD
9/1/18	* vs. Washington	0/0	0	1/18	0
9/8/18	* ALABAMA STATE	0/0	0	1/27	0
9/15/18	* LSU	0/0	0	0/0	0
9/22/18	ARKANSAS	0/0	0	1/96	1
9/29/18	SOUTHERN MISS	0/0	0	0/0	0
10/6/18	at Mississippi State	0/0	0	0/0	0
10/13/18	TENNESSEE	0/0	0	1/23	0
10/20/18	* at Ole Miss	0/0	0	1/39	0
11/3/18	* TEXAS A&M	0/0	0	1/8	0
11/10/18	* at Georgia	0/0	0	1/17	0
11/17/18	* LIBERTY	0/0	0	0/0	0
11/24/18	* at Alabama	0/0	0	3/65	0
12/28/18	* vs. Purdue (Music City)	0/0	0	1/18	0



# Player Bios

## JACKSON'S CAREER GAME HIGH STATS

Receptions .....	1	2x (last: Liberty)	11/17/18
Rec. Yards.....	9	at Georgia	11/10/18
Rec. Long.....	9	at Georgia	11/10/18

## JACKSON'S GAME-BY-GAME RECEIVING STATS

DATE	OPPONENT	REC	YDS	Avg.	TD	TD YDS	
9/1/18	vs. Washington	0	0	0.0	0	--	
9/8/18	ALABAMA STATE	0	0	0.0	0	--	
9/15/18	LSU	0	0	0.0	0	--	
9/22/18	* ARKANSAS	0	0	0.0	0	--	
9/29/18	SOUTHERN MISS	0	0	0.0	0	--	
10/6/18	at Mississippi State	0	0	0.0	0	--	
10/13/18	TENNESSEE	DID NOT PLAY					--
10/20/18	at Ole Miss	0	0	0.0	0	--	
11/3/18	TEXAS A&M	0	0	0.0	0	--	
11/10/18	at Georgia	1	9	9.0	0	--	
11/17/18	LIBERTY	1	6	6.0	0	--	
11/24/18	at Alabama	0	0	0.0	0	--	




**JA'VARIUS** #6  
**JOHNSON** WR

5-9 • 163 • Fr. • HS  
Trussville, Ala. (Hewitt-Trussville)  
Business

**HIGH SCHOOL:** Productive prospect at wide receiver ... totaled 87 receptions for 1,683 yards and 15 TD as a senior for Coach Josh Floyd at Hewitt-Trussville High ... Alabama-Mississippi All-Star Game ... AL.com A-List ... Class 7A all-state first team ... USA Today all-USA Alabama second team ... rated a top 15 overall prospect in the state of Alabama by 24/7, Rivals, ESPN ... ESPN four-star recruit

**PERSONAL:** Birthday is October 7 ... son of Donna Alexander ... has one sibling, Dekorrius ... studying in the College of Business at Auburn



**JACOB** #46  
**JASINSKI** RB

5-10 • 192 • RFr. • RS  
Birmingham, Ala. (Oak Mountain)  
Liberal Arts

**HIGH SCHOOL:** Played linebacker for the Oak Mountain Eagles ... high school coach was Christopher Bell ... also played lacrosse

**PERSONAL:** Birthday is April 29 ... son of James Jasinski and Julie Jasinski ... dad played golf at Toledo ... has two siblings, Jack and Janie ... studying pro flight aviation in the College of Liberal Arts ... SEC first-year academic honor roll



**HAROLD** #22  
**JOINER** RB

6-4 • 215 • RFr. • RS  
Birmingham, Ala. (Mountain Brook)  
Liberal Arts

**2018:** True freshman running back ... saw first action against Washington ... 2-yard TD run against Alabama State ... SEC first-year academic honor roll

**HIGH SCHOOL:** Versatile offensive threat from Birmingham's Mountain Brook High ... scored 16 touchdowns as a senior for Coach Chris Yeager ... U.S. Army All-American Bowl ... Alabama-Mississippi All-Star Game ... also a basketball letterman ... Rivals, 247Sports four star ... 247Sports' No. 4-ranked player in Alabama

**PERSONAL:** Birthday is May 12 ... son of Lynda Williams and Harold Joiner ... has two siblings, Kordale and King ... enjoys travel ... studying in the College of Liberal Arts

## JOINER'S CAREER RUSHING STATS

YEAR	G/GS	NO	YDS	AVG	TD	LP/OPPONENT
2018	2/0	3	9	3.0	1	5/Alabama State

## JOINER'S CAREER GAME HIGH STATS

Rush Attempts .....	3	Alabama St.	9/8/18
Rush Yards.....	9	Alabama St.	9/8/18
Rush Long.....	5	Alabama St.	9/8/18
Rush TD.....	1	Alabama St.	9/8/18



**CALEB** #45  
**JOHNSON** DE

6-2 • 257 • RFr. • RS  
Columbus, Ga. (Northside)  
Business

**2018:** True freshman defensive lineman ... saw first game action against Alabama State ... tackle against Liberty

**HIGH SCHOOL:** Productive talent who recorded 104 tackles, 16 TFL, eight sacks, two blocked kicks and three defensive touchdowns as a senior for Coach Morgan Ingram's Northside Patriots ... GSWA Class 4A state co-defensive player of the year ... Columbus Ledger-Enquirer All-Bi-City big school defensive player of the year ... first team all-state as a junior and senior ... Rivals, ESPN, 247Sports three star ... also a baseball letterman

**PERSONAL:** Birthday is October 11 ... son of Crystal Lee and Devin Johnson ... studying in the College of Business

## JOHNSON'S CAREER DEFENSIVE STATS

YEAR	G/GS	TT	UT	AT	TFL-YDS	QBS-YDS	FF/FR	PD	QBH	INT
2018	2/0	2	1	1	0.0-0	0.0-0	0/0	0	0	0

## JOHNSON'S CAREER GAME HIGH STATS

Tackles.....1 x (last: Liberty) 11/17/18



**KEIONDRE** #58  
**JONES** OL


6-3 • 325 • Fr. • HS  
LaGrange, Ga. (Callaway)  
Education

**HIGH SCHOOL:** Offensive lineman with outstanding potential ... four-year starter for Coach Pete Wiggins and the Cavaliers at Callaway High ... Under Armour All-American Game ... SportsVision offensive lineman of the year ... Class 2A AJC and GSWA all-state first team ... USA Today all-USA Georgia second team ... consensus four-star prospect at offensive guard ... rated the No. 14 (ESPN), 18 (24/7), 21 (Rivals) recruit in the state of Georgia ... three-time MaxPreps All-Amer-

# Player Bios

ica

**PERSONAL:** Birthday is October 16 ... son of Antrense Broughton ... enjoys cooking ... studying in the College of Education at Auburn




**TRENT KELLEY** #75 OL  
6-5 • 287 • So. • 1L  
Phenix City, Ala. (Central Business)

**2018:** Reserve walk-on offensive lineman ... saw first game action vs. Alabama State ... SEC Academic Honor Roll

**2017:** Joined the team as a walk-on ... redshirted during the 2017 season ... Academic Top Tiger and SEC first-year academic honor roll

**HIGH SCHOOL:** Veteran leader on the offensive line for Coach Jamey Dubose at Central High ... played both center and tackle for the Red Devils ... nominated for North-South All-Star Game ... National Honor Society ... most outstanding English student

**PERSONAL:** Birthday is May 25 ... son of Donnie and Kathy Kelley ... has a sister, Allie ... studying in the College of Business



**KALEB KIM** #54 OL  
6-4 • 300 • Sr. • 3L  
Buford, Ga. (Mill Creek Business)

**2018:** Starter at center for first three games ... first start came in Washington opener ... returned to starting lineup vs. Texas A&M and finished the season as the starter ... eight starts for season


**2017:** Backup center ... saw action in seven games

**2016:** Played in three games as a backup center ... saw first career action against Arkansas State

**2015:** Did not see any game action as a redshirt ... Academic Top Tiger

**HIGH SCHOOL:** Four-year starter on the offensive line for Coach Shannon Jarvis at Mill Creek High ... team captain who recorded more than 120 pancake blocks with an average grade of 89% ... Class 6A all-state as a junior and senior ... 2014 county lineman of the year ... all-county as a sophomore, junior and senior ... U.S. Army All-American Game ... Atlanta Journal-Constitution Super 11 ... Gwinnett Daily Post Super Six ... ranked No. 5 OL prospect by 247 Sports and Scout ... Georgia top 30 prospects by ESPN, Rivals, 247 Sports ... PrepStar top 200 ... also throws the shot put and discus ... honor student and active in FCA

**PERSONAL:** Son of John and Cindy Kim ... father played football at Gardner-Webb ... has one sister, Hanna ... birthday is July 31 ... earned his bachelor's degree from the College of Business in August, 2019



**SAGE LEDBETTER** #31 K  
6-0 • 176 • Sr. • 2L  
Auburn, Ala. (Auburn Business)


**2018:** Reserve kicker who also served as a holder and played wide receiver ... saw first action of season vs. Alabama State

**2017:** Saw first career action against ULM, kicking off in the fourth quarter ... SEC Academic Honor Roll and Academic Top Tiger

**2016:** Walk-on who has not yet seen action ... SEC first-year Academic Honor Roll

**HIGH SCHOOL:** Placekicker and punter for Coach Tim Carter at Auburn High ... kicked the longest field goal in Alabama high school history, a 61-yarder against Central High ... MaxPreps All-America ... active in Fellowship of Christian Athletes

**PERSONAL:** Birthday is August 30 ... son of Marty and Stefanie Ledbetter ... has two siblings, Si and Marlee, who is a Tiger Paw at Auburn ... studying in the College of Business



**TRAIIVON LEONARD** #14 DB  
6-0 • 198 • Jr. • 2L  
West Palm Beach, Fla. (Oxbridge Academy Science & Math)

**2018:** Reserve cornerback ... saw action in two games ... SEC Academic Honor Roll

**2017:** True freshman reserve at cornerback ... tackle, PBU vs. Mercer ... two solo stops vs. Ole Miss

**HIGH SCHOOL:** Instinctive defensive back for Coach Brendan Kent at Oxbridge Academy ... had 10 career interceptions and 57 total tackles for the ThunderWolves ... first team all-county and second team all-state ... TCPalm Super 11 ... top 50 defensive back according to ESPN, top 100 via Scout, and top 125 by 247 Sports ... top 150 in Florida by ESPN, 247 Sports ... top 15 defensive back out of Florida by Scout ... also played basketball ... Pathfinder award

**PERSONAL:** Birthday is December 12 ... son of Barbara Wright and Angela Koch ... has seven siblings: Will, Robin, Angeline, Lane, Daiquon, Amaya and Mary ... enjoys hip-hop beats and video production ... studying in the College of Business

## LEONARD'S CAREER DEFENSIVE STATS

YEAR	G/GS	TT	UT	AT	TFL-YDS	QBS-YDS	FF/FR	PD	I/YDS
2017	7/0	5	2	3	0.0-0	0.0-0	0/0	1	0/0
2018	2/0	0	0	0	0.0-0	0.0-0	0/0	0	0/0
Totals	9/0	5	2	3	0.0-0	0.0-0	0/0	1	0/0

## LEONARD'S CAREER GAME HIGH STATS

Tackles	2	Ole Miss	10/7/17
PBU	1	Mercer	9/16/17



**BARTON LESTER** #49 LB  
6-3 • 207 • Jr. • TR  
Montgomery, Ala. (Montgomery Academy Business)

**BEFORE AUBURN:** Played at the Air Force Academy during 2018 season; red-shirted in 2017

**HIGH SCHOOL:** Played safety and quarterback at Montgomery Academy ... two-year first team all-metro for Coach Anthony McCall ... posted more than 2,500 total offense yards as a senior with 28 TD ... WSFA and Quarterback Club player of the week ... also an all-state baseball player and an all-metro honoree in basketball

**PERSONAL:** Birthday is January 9 ... son of Bart Sr. and Allison Lester ... has

# Player Bios

four siblings: Caroline, Oliver, Thomas and John Bennett ... uncle David Bowman played football at Georgia Tech ... studying in the College of Business



**RUSS** #52  
**LOGAN** LB  
5-11 • 183 • RFr. • RS  
Eutaw, Ala. (Demopolis)  
Architecture, Design and Construction

**2018:** Walk-on linebacker who joined the team in September ... AD Honor Roll and SEC first-year academic honor roll

**HIGH SCHOOL:** Standout linebacker for Coach Brian Seymore at Demopolis High ... 105 tackles, 79 solo stops, two interceptions as a senior ... Class 5A second team all-state ... also a baseball letterman

**PERSONAL:** Birthday is April 19 ... son of Tony and Carrie Logan ... has one brother, Cal ... uncle Jim Logan was part of Troy's 1987 national championship team ... studying in the McWhorter School of Building Science in the College of Architecture, Design and Construction



**TAYSHAWN** #56  
**MANNING** OL  
6-3 • 326 • So. • 1L  
Apopka, Fla. (Wekiva)  
Business

**2018:** Listed as the backup at left guard ... saw first career action vs. Alabama State

**2017:** Big-bodied defensive tackle prospect who enrolled in January after taking cancer treatments ... did not see any game action while redshirting

**HIGH SCHOOL:** All-conference defender for Coach Kenard Lang at Wekiva High ... 2015 Florida Class 8A first team all-state ... Central Florida All-Star Game invite ... 247 Sports and ESPN top 75 defensive tackle ... also throws the shot put and discus


**PERSONAL:** Birthday is May 23 ... son of Nakia and Curtis Manning ... mother played basketball and father played football at Marshall ... has one sister, Eboni ... studying in the College of Business



**PATRICK** #39  
**MARKWALTER** K/P  
6-0 • 206 • Fr. • HS  
Atlanta, Ga. (Pace Academy)  
Business

**HIGH SCHOOL:** All-state and two times all-region placekicker and punter for Coach Chris Slade at Pace Academy ... 9-9 field goals as a senior with long of 54 ... 41.3-yard punt average with 3.9 hang time ... named to GACA all-star classic and Georgia Elite Classic all-star game ... Pace Knights were the 2015 state champions

**PERSONAL:** Birthday is February 26 ... son of Juanita and Jack Markwalter ... has four siblings: Jack, Hodges, Philip and Thomas "Gump" ... studying in the College of Business at Auburn



**JOSH** #36  
**MARSH** LB  
6-2 • 218 • RFr. • RS  
Decatur, Ala. (Decatur)  
Liberal Arts

**2018:** True freshman linebacker ... saw first career action against Alabama State, forcing a fumble and recording a tackle ... speedy linebacker prospect who enrolled in January

**HIGH SCHOOL:** Athletic defender with great production ... finished his career among the top 10 all-time in the state of Alabama in single-season and career tackles ... high school coach was Jere Adcock ... led the state as a junior with 206 tackles ... first team all-state as a junior and senior ... nominated for Alabama-Mississippi All-Star Game ... ESPN, Rivals, 247Sports three star ... also a track and field letterman ... National Honor Society

**PERSONAL:** Birthday is September 16 ... son of Bene' and IV Marsh ... father played football at North Alabama ... has a brother, Garret, and a sister, Ella ... active in mission work ... enrolled in the College of Liberal Arts

## MARSH'S CAREER DEFENSIVE STATS

YEAR	G/GS	TT	UT	AT	TFL-YDS	QBS-YDS	FF/FR	PD	I/YDS
2018	1/0	1	1	0	0.0-0	0.0-0	1/0	0	0/0

## MARSH'S CAREER GAME HIGH STATS

Tackles.....	1	Alabama St.	9/8/18
FF.....	1	Alabama St.	9/8/18



**KAM** #9  
**MARTIN** RB  
5-10 • 189 • Sr. • 3L  
Port Arthur, Texas (Memorial)  
Business

**2018:** Rotated as the starter at tailback ... 458 yards rushing on 103 carries for season ... 1,231 career yards ... rushed for 80 yards on 22 carries vs. Washington ... 40 yards rushing with a 4-yard TD run in limited action vs. Alabama State ... 90 yards on 24 carries vs. Southern Miss ... 116 yards on 17 carries against Liberty ... gained 58 yards on 11 carries vs. Purdue in Music City Bowl ... preseason: all-SEC 4th team (Phil Steele)

**2017:** Reserve tailback ... 453 rushing yards, 2 rushing TD, 1 receiving TD ... 136 yards rushing against Georgia Southern, with a 36-yard touchdown run ... gained 74 yards at Missouri, with a long run of 47 ... 50 yards on 9 carries vs. Ole Miss ... 13 carries gained 46 yards at Texas A&M ... 83 yards on 12 carries vs. ULM, with 1-yard rushing score and 41-yard TD catch ... Preseason: Earl Campbell Tyler Rose watch list

**2016:** True freshman who also contributed on kick returns ... appeared in 10 games ... saw first career action against Arkansas State, 15 yards rushing and a 10-yard reception ... gained 41 yards on 10 carries vs. ULM ... 51-yard touchdown run against Arkansas; rushed for 80 yards vs. the Razorbacks ... 176 yards rushing in the second half vs. Alabama A&M, with two TD ... performance against AAMU was the second best second-half rushing total in Auburn history ... 176 yards rushing was the fifth-best game for a freshman in Auburn history ... 10th different player to rush for 100 or more yards under Malzahn as Auburn head coach

**HIGH SCHOOL:** Consensus national top 300 prospect, versatile all-purpose athlete from Memorial High School ... four-year starter for Coach Kenny Harrison



# Player Bios

... USA Football U19 national team for 2016 International Bowl in Arlington, Texas  
 ... 2015 Dave Campbell Texas Football Super Team ... amassed more than 3,500 combined rushing and receiving yards and 44 TDs in prep career ... 962 rushing yards and six touchdowns on 143 carries, and 10 receptions for 133 yards as senior  
 ... 2015 first-team all-District 21-6A ... 903 yards, 17 TD junior season; 1,060 yards, 16 TD (sophomore); 319 yards, 4 TD (freshman) ... anchor on 4x200-meter relay team that set national record with time of 1:23.84 at district meet, and later captured 2015 Class 6A state title in event ... ranked among top 25 prospects in Texas by Scout, Lone Star, Dave Campbell and the top-rated running back ... member of the A-B Honor Roll

**PERSONAL:** Birthday is August 5 ... son of Marion Harris and Howard Harris ... has a sister, Harlee ... cousin Jamaal Charles plays for the Denver Broncos ... active in his church ... received the 2019 Hard-Fighting Soldier award from the Fellowship of Christian Athletes ... studying in the College of Business

## MARTIN'S CAREER RUSHING STATS

YEAR	G/GS	NO	YDS	AVG	TD	LP/OPPONENT
2016	10/0	44	320	7.3	3	51/Arkansas
2017	14/0	74	453	6.1	2	61/Ga Southern
2018	11/6	103	458	4.4	1	20/Liberty
Total	35/6	221	1231	5.6	6	61/Ga. Southern

## MARTIN'S CAREER RECEIVING STATS

YEAR	G/GS	NO	YDS	AVG	TD	LP/OPPONENT
2016	10/0	2	52	26.0	0	42/Mississippi State
2017	14/0	3	56	18.7	1	41/ULM
2018	11/6	10	64	6.4	0	17/Southern Miss
Total	35/6	15	172	11.5	1	42/Mississippi State

## MARTIN'S CAREER GAME HIGH STATS

Rush Attempts ...	24	Southern Miss	9/29/18
Rush Yards .....	176	Alabama A&M	11/19/16
Rush Long .....	61	Ga Southern	9/2/17
Rush TD .....	2	Alabama A&M	11/19/16
Receptions .....	5	Washington	9/1/18
Rec. Yards .....	42	at Mississippi State	10/8/16
Rec. Long .....	42	at Mississippi State	10/8/16
Rec. TD .....	1	ULM	11/18/17

## MARTIN'S GAME-BY-GAME RUSHING STATS

DATE	OPPONENT	ATT	YDS	AVG	TD	TD YDS
9/3/16	CLEMSON					DID NOT PLAY
9/10/16	ARKANSAS STATE	4	15	3.8	0	--
9/17/16	TEXAS A&M	0	0	0.0	0	--
9/24/16	LSU	0	0	0.0	0	--
10/1/16	ULM	10	41	4.1	0	--
10/8/16	at Mississippi State	2	8	4.0	0	--
10/22/16	ARKANSAS	7	80	11.4	1	51
10/29/16	at Ole Miss	0	0	0.0	0	--
11/5/16	VANDERBILT	0	0	0.0	0	--
11/12/16	at Georgia	0	0	0.0	0	--
11/19/16	ALABAMA A&M	21	176	8.4	2	18,17
11/26/16	at Alabama					DID NOT PLAY
1/2/17	vs. Oklahoma (Sugar)					DID NOT PLAY

DATE	OPPONENT	ATT	YDS	AVG	TD	TD YDS
9/2/17	GA SOUTHERN	14	136	9.7	1	36
9/9/17	at Clemson	0	0	0.0	0	--
9/16/17	MERCER	0	0	0.0	0	--
9/23/17	at Missouri	9	74	8.2	0	--
9/30/17	MISSISSIPPI STATE	0	0	0.0	0	--
10/7/17	OLE MISS	9	50	5.5	0	--
10/14/17	at LSU	0	0	0.0	0	--
10/21/17	at Arkansas	1	4	4.0	0	--
11/4/17	at Texas A&M	13	46	3.5	0	--
11/11/17	GEORGIA	2	7	3.5	0	--
11/18/17	ULM	12	83	6.9	1	1
11/25/17	ALABAMA	4	9	2.3	0	--
12/2/17	vs. Georgia (SEC)	4	20	5.0	0	--
1/1/18	vs. UCF (Peach)	6	24	4.0	0	--

DATE	OPPONENT	ATT	YDS	AVG	TD	TD YDS
9/1/18	* vs. Washington	22	80	3.6	0	--
9/8/18	* ALABAMA STATE	7	40	5.7	1	4
9/15/18	LSU	2	4	2.0	0	--
9/22/18	* ARKANSAS	8	39	4.9	0	--
9/29/18	SOUTHERN MISS	24	90	3.8	0	--
10/6/18	* at Mississippi State	4	-2	-0.5	0	--

10/13/18	TENNESSEE	2	3	1.5	0	--
10/20/18	at Ole Miss	4	18	4.5	0	--
11/3/18	TEXAS A&M					DID NOT PLAY
11/10/18	at Georgia					DID NOT PLAY
11/17/18	* LIBERTY	17	116	6.8	0	--
11/24/18	at Alabama	2	12	6.0	0	--
12/28/18	* vs. Purdue	11	58	5.3	0	--

## MARTIN'S GAME-BY-GAME RECEIVING STATS

DATE	OPPONENT	REC	YDS	AVG	TD	TD YDS
9/3/16	CLEMSON					DID NOT PLAY
9/10/16	ARKANSAS STATE	1	10	10.0	0	--
9/17/16	TEXAS A&M	0	0	0.0	0	--
9/24/16	LSU	0	0	0.0	0	--
10/1/16	ULM	0	0	0.0	0	--
10/8/16	at Mississippi State	1	42	42.0	0	--
10/22/16	ARKANSAS	0	0	0.0	0	--
10/29/16	at Ole Miss	0	0	0.0	0	--
11/5/16	VANDERBILT	0	0	0.0	0	--
11/12/16	at Georgia	0	0	0.0	0	--
11/19/16	ALABAMA A&M	0	0	0.0	0	--
11/26/16	at Alabama					DID NOT PLAY
1/2/17	vs. Oklahoma (Sugar)					DID NOT PLAY

DATE	OPPONENT	REC	YDS	AVG	TD	TD YDS
9/2/17	GA SOUTHERN	1	10	10.0	0	--
9/9/17	at Clemson	1	5	5.0	0	--
9/16/17	MERCER	0	0	0.0	0	--
9/23/17	at Missouri	0	0	0.0	0	--
9/30/17	MISSISSIPPI STATE	0	0	0.0	0	--
10/7/17	OLE MISS	0	0	0.0	0	--
10/14/17	at LSU	0	0	0.0	0	--
10/21/17	at Arkansas	0	0	0.0	0	--
11/4/17	at Texas A&M	0	0	0.0	0	--
11/11/17	GEORGIA	0	0	0.0	0	--
11/18/17	ULM	1	41	41.0	1	41
11/25/17	ALABAMA	0	0	0.0	0	--
12/2/17	vs. Georgia (SEC)	0	0	0.0	0	--
1/1/18	vs. UCF (Peach)	0	0	0.0	0	--

DATE	OPPONENT	REC	YDS	AVG	TD	TD YDS
9/1/18	* vs. Washington	5	32	6.4	0	--
9/8/18	* ALABAMA STATE	1	15	15.0	0	--
9/15/18	LSU	0	0	0.0	0	--
9/22/18	* ARKANSAS	2	0	0.0	0	--
9/29/18	SOUTHERN MISS	1	17	17.0	0	--
10/6/18	* at Mississippi State	0	0	0.0	0	--
10/13/18	TENNESSEE	1	0	0.0	0	--
10/20/18	at Ole Miss	0	0	0.0	0	--
11/3/18	TEXAS A&M					DID NOT PLAY
11/10/18	at Georgia					DID NOT PLAY
11/17/18	* LIBERTY	0	0	0.0	0	--
11/24/18	at Alabama	0	0	0.0	0	--
12/28/18	* vs. Purdue	0	0	0.0	0	--



**MARQUIS** #17  
**McCLAIN** WR  
 6-2 • 224 • Jr. • 2L  
 Crestview, Fla. (Crestview)  
 Business

**2018:** Reserve wide receiver ... played in every game  
**2017:** Redshirt freshman receiver ... first reception was 37 yards from Malik Willis vs. Georgia ... 10-yard catch vs. UCF in Peach Bowl

**2016:** Redshirted  
**HIGH SCHOOL:** Speedy wide receiver with exceptional hands ... all-Panhandle performer for Coach Tim Hatten at Crestview High ... NWF Daily News Dandy Dozen ... helped the Bulldogs to a district title in basketball ... top 75 receiver by Scout, Rivals, 247 Sports ... also a track letterman in sprints and jumps

**PERSONAL:** Birthday is September 3 ... son of Ann McClain and Eddie McClain ... parents were both collegiate athletes ... has four brothers, Malik, Tekari, Thomas



# Player Bios

and Eddie ... studying in the College of Business

## MCCLAIN'S CAREER RECEIVING STATS

YEAR	G/GS	NO	YDS	AVG	TD	LP/OPPONENT
2017	14/0	2	47	23.5	0	37/Georgia
2018	13/0	0	0	0.0	0	--
Total	27/0	2	47	23.5	0	37/Georgia

## MCCLAIN'S CAREER GAME HIGH STATS

Receptions	1	2x (last: vs. UCF)	1/1/18
Rec. Yards	37	Georgia	11/11/17
Rec. Long	37	Georgia	11/11/17



**ZAKOBY** #35

**McCLAIN** LB

6-0 • 210 • So. • 1L  
Valdosta, Ga. (Valdosta)  
Business

**2018:** True freshman linebacker ... saw first career action against Washington ... first career tackle came vs. Alabama State ... recorded three solo tackles against Liberty

**HIGH SCHOOL:** Physical linebacker prospect ... high school coach at Valdosta High was Alan Rodemaker ... 123 tackles, 20 TFL as a junior, leading the Wildcats to a state title ... nominated for U.S. Army All-American Bowl ... ESPN, Rivals, 247Sports four star ... ranked No. 12 outside linebacker nationally by ESPN

**PERSONAL:** Birthday is March 7 ... son of Willie McClain and Pretina Brown ... has two sisters, Nadiyah and Teona, and a brother, Willie McClain ... studying in the College of Business

## MCCLAIN'S CAREER DEFENSIVE STATS

YEAR	G/GS	TT	UT	AT	TFL-YDS	QBS-YDS	FF/FR	PD	I/YDS
2018	13/0	4	3	1	0.0-0	0.0-0	0/0	1	0/0

## MCCLAIN'S CAREER GAME HIGH STATS

Tackles	3	Liberty	11/17/18
PBU	1	Liberty	11/17/18

## MCCLAIN'S GAME-BY-GAME DEFENSIVE STATS

DATE	OPPONENT	TT	UT	AT	TFL-Yds	PD
9/1/18	vs. Washington	0	0	0	0.0-0	0
9/8/18	ALABAMA STATE	1	0	1	0.0-0	0
9/15/18	LSU	0	0	0	0.0-0	0
9/22/18	ARKANSAS	0	0	0	0.0-0	0
9/29/18	SOUTHERN MISS	0	0	0	0.0-0	0
10/6/18	at Mississippi State	0	0	0	0.0-0	0
10/13/18	TENNESSEE	0	0	0	0.0-0	0
10/20/18	at Ole Miss	0	0	0	0.0-0	0
11/3/18	TEXAS A&M	0	0	0	0.0-0	0
11/10/18	at Georgia	0	0	0	0.0-0	0
11/17/18	LIBERTY	3	3	0	0.0-1	1
11/24/18	at Alabama	0	0	0	0.0-0	0
12/28/18	vs. Purdue (Music City)	0	0	0	0.0-0	0



**ROGER** #17

**McCREARY** DB

6-0 • 188 • So. • 1L  
Mobile, Ala. (Williamson)  
Engineering

**2018:** True freshman cornerback ... first game action was vs. Alabama State ... two tackles vs. Arkansas

**HIGH SCHOOL:** Versatile cornerback prospect with unlimited production ... eight interceptions and more than 100 tackles as a senior for Coach Dedrick Sumpter at Williamson High ... also had more than 2,100 offensive yards ... first team Class 5A all-state ... Rivals, 247Sports three star ... Optimist Club player of the year ... also a basketball and track letterman

**PERSONAL:** Birthday is February 10 ... son of Felicia James ... has one sister, Tadaisha ... his uncle Angelo James played for the Philadelphia Eagles ... studying in the College of Engineering

## MCCREARY'S CAREER DEFENSIVE STATS


YEAR	G/GS	TT	UT	AT	TFL-YDS	QBS-YDS	FF/FR	PD	I/YDS
2018	7/0	5	2	3	0.0-0	0.0-0	0/0	1	0/0

## MCCREARY'S CAREER GAME HIGH STATS

Tackles	2	Arkansas	9/22/18
---------	---	----------	---------

## MCCREARY'S GAME-BY-GAME DEFENSIVE STATS

DATE	OPPONENT	TT	UT	AT	PD	INT-YDS
9/1/18	vs. Washington					DID NOT PLAY
9/8/18	ALABAMA STATE	0	0	0	0	0-0
9/15/18	LSU					DID NOT PLAY
9/22/18	ARKANSAS	2	1	1	0	0-0
9/29/18	SOUTHERN MISS					DID NOT PLAY
10/6/18	at Mississippi State					DID NOT PLAY
10/13/18	TENNESSEE	1	0	1	0	0-0
10/20/18	at Ole Miss	1	0	1	1	0-0
11/3/18	TEXAS A&M					DID NOT PLAY
11/10/18	at Georgia					DID NOT PLAY
11/17/18	LIBERTY	0	0	0	0	0-0
11/24/18	at Alabama	1	0	1	0	0-0
12/28/18	vs. Purdue (Music City)	0	0	0	0	0-0



**JACKSON** #84

**McFADDEN** WR

6-1 • 185 • RFr. • RS  
Nashville, Tenn. (Montgomery Bell Academy)  
Business

**2018:** Walk-on receiver who joined the team in August ... AD Honor Roll and SEC first-year academic honor roll

**HIGH SCHOOL:** Team captain for Coach Marty Euverard at Montgomery Bell Academy ... had 34 catches for 404 yards and six TD as a senior ... Big Red were state champions once and state runners-up three times during his career ... also a member of the state runner-up team in soccer ... Honor Council, Fellowship of Christian Athletes, Service Club

**PERSONAL:** Birthday is February 28 ... son of Laura McFadden and Pat McFadden ... has two siblings, Will and Blair ... father played tennis at Ole Miss ... member of the Reformed Student Fellowship at Auburn, Campus Crusade and Phi Gamma Delta fraternity ... studying in the College of Business



**COYNIS** #8

**MILLER JR.** DT

6-2 • 312 • So. • 1L  
Decatur, Ala. (Jackson-Olin)  
University

# Player Bios

**2018:** True freshman defensive lineman ... saw first game action against Alabama State, recording a tackle ... TFL in Texas A&M win

**HIGH SCHOOL:** Imposing prospect from Jackson-Olin High in Birmingham ... high school coach was Tim Vakakes ... Under Armour All-American Game ... Alabama-Mississippi All-Star Game ... Rivals, 247Sports, ESPN four star ... No. 12 defensive tackle nationally by Rivals, No. 13 by 247Sports, No. 14 by ESPN ... also played basketball

**PERSONAL:** Birthday is October 14 ... son of Versie Cunningham ... has four siblings: Javarry, Jarious, Kasey and Shontae ... studying in the University College

## MILLER'S CAREER DEFENSIVE STATS


YEAR	G/GS	TT	UT	AT	TFL-YDS	QBS-YDS	FF/FR	PD	QBH	INT
2018	9/0	5	2	3	1.0-2	0.0-0	0/0	0	0	0

## MILLER'S CAREER GAME HIGH STATS

Tackles.....	1	5x (last: at Alabama)	11/24/18
TFL.....	1.0	Texas A&M	11/3/18

## MILLER'S GAME-BY-GAME DEFENSIVE STATS

DATE	OPPONENT	TT	UT	AT	TFL-YDS	QBS-YDS
9/1/18	vs. Washington				DID NOT PLAY	
9/8/18	ALABAMA STATE	1	0	1	0.0-0	0.0-0
9/15/18	LSU				DID NOT PLAY	
9/22/18	ARKANSAS	0	0	0	0.0-0	0.0-0
9/29/18	SOUTHERN MISS				DID NOT PLAY	
10/6/18	at Mississippi State				DID NOT PLAY	
10/13/18	TENNESSEE	1	0	1	0.0-0	0.0-0
10/20/18	at Ole Miss	0	0	0	0.0-0	0.0-0
11/3/18	TEXAS A&M	1	1	0	1.0-2	0.0-0
11/10/18	at Georgia	1	0	1	0.0-0	0.0-0
11/17/18	LIBERTY	0	0	0	0.0-0	0.0-0
11/24/18	at Alabama	1	1	0	0.0-0	0.0-0
12/28/18	vs. Purdue (Music City)	0	0	0	0.0-0	0.0-0



**MALIK** #32  
**MILLER** RB  
 5-11 • 235 • Jr. • 2L  
 Huntsville, Ala. (Madison Academy)  
 Education

**2018:** Reserve tailback with four scores for the season ... 14-yard TD run vs. Alabama State ... six receptions for 57 yards and 32 yards rushing vs. Tennessee ... scored two rushing touchdowns at Ole Miss in the red zone ... starter vs. Texas A&M with a 16-yard reception ... 23-yard touchdown reception from Ryan Davis at Alabama

**2017:** Reserve who gained 40 yards rushing at Missouri ... 17 yards on 3 carries vs. Mississippi State ... 8 carries gained 21 yards vs. Ole Miss ... 22 yards rushing at Arkansas ... recovered a blocked punt for a touchdown at Texas A&M ... 1-yard TD run vs ULM

**2016:** Played in three games before suffering injury ... first career action came against Arkansas State, gaining 24 yards on seven carries ... 45 yards rushing with a 4-yard TD against ULM ... suffered season-ending injury against ULM

**HIGH SCHOOL:** Powerful running back with great downhill speed ... all-state running back for Coach Eric Cohu, helping the Mustangs to three consecutive state titles ... 713 yards rushing, 15 TD in eight games as a senior ... second team 3A all-state ... U.S. Army All-American Bowl nominee ... ranked among top 15 prospects in Alabama by Rivals, ESPN, 247 Sports ... also a basketball letterman

**PERSONAL:** Son of Lemeco and Shatterra Miller ... has one sibling, Meco ... birthday is November 1 ... studying in the College of Education

## MILLER'S CAREER RUSHING STATS

YEAR	G/GS	NO	YDS	AVG	TD	LPI/OPPONENT
2016	3/0	16	69	4.3	1	14/ULM
2017	12/0	34	135	4.0	1	9/Missouri
2018	10/1	19	68	3.6	3	17/Tennessee

Total 25/1 69 272 3.9 5 17/Tennessee

## MILLER'S CAREER RECEIVING STATS

YEAR	G/GS	NO	YDS	AVG	TD	LPI/OPPONENT
2016	3/0	0	0	0.0	0	--
2017	12/0	3	24	8.0	0	11/Georgia
2018	10/1	13	144	11.1	1	30/Southern Miss
Total	25/1	2	47	23.5	0	37/Georgia

## MILLER'S CAREER GAME HIGH STATS

Rush Attempts.....	9	2x (last: at Missouri)	9/23/17
Rush Yards.....	45	ULM	10/1/16
Rush Long.....	17	Tennessee	10/13/18
Rush TD.....	2	at Ole Miss	10/20/18
Receptions.....	6	Tennessee	10/13/18
Rec. Yards.....	57	Tennessee	10/13/18
Rec. Long.....	30	Southern Miss	9/29/18
Rec. TD.....	1	at Alabama	11/24/18

## MILLER'S GAME-BY-GAME RUSHING STATS

DATE	OPPONENT	ATT	YDS	Avg.	TD	TD YDS
9/3/16	CLEMSON				DID NOT PLAY	
9/10/16	ARKANSAS STATE	7	24	3.4	0	--
9/17/16	TEXAS A&M				DID NOT PLAY	
9/24/16	LSU	0	0	0.0	0	--
10/1/16	ULM	9	45	5.0	1	4
10/8/16	at Mississippi State				DID NOT PLAY	
10/22/16	ARKANSAS				DID NOT PLAY	
10/29/16	at Ole Miss				DID NOT PLAY	
11/5/16	VANDERBILT				DID NOT PLAY	
11/12/16	at Georgia				DID NOT PLAY	
11/19/16	ALABAMA A&M				DID NOT PLAY	
11/26/16	at Alabama				DID NOT PLAY	
1/2/17	vs. Oklahoma (Sugar)				DID NOT PLAY	

DATE	OPPONENT	ATT	YDS	Avg.	TD	TD YDS
9/2/17	GA SOUTHERN	3	15	5.0	0	--
9/9/17	at Clemson	1	0	0.0	0	--
9/16/17	MERCER	0	0	0.0	0	--
9/23/17	at Missouri	9	40	4.4	0	--
9/30/17	MISSISSIPPI STATE	3	17	5.7	0	--
10/7/17	OLE MISS	8	21	2.6	0	--
10/14/17	at LSU	0	0	0.0	0	--
10/21/17	at Arkansas	5	22	4.4	0	--
11/4/17	at Texas A&M	0	0	0.0	0	--
11/11/17	GEORGIA				DID NOT PLAY	
11/18/17	ULM	4	14	3.5	1	1
11/25/17	ALABAMA	0	0	0.0	0	--
12/2/17	vs. Georgia (SEC)	2	6	3.0	0	--
1/1/18	vs. UCF (Peach)				DID NOT PLAY	

DATE	OPPONENT	ATT	YDS	Avg.	TD	TD YDS
9/1/18	vs. Washington				DID NOT PLAY	
9/8/18	ALABAMA STATE	1	14	14.0	1	14
9/15/18	LSU				DID NOT PLAY	
9/22/18	ARKANSAS				DID NOT PLAY	
9/29/18	SOUTHERN MISS	0	0	0.0	0	--
10/6/18	at Mississippi State	0	0	0.0	0	--
10/13/18	TENNESSEE	6	32	5.3	0	--
10/20/18	at Ole Miss	6	11	1.8	2	1,2
11/3/18	* TEXAS A&M	2	2	1.0	0	--
11/10/18	at Georgia	0	0	0.0	0	--
11/17/18	LIBERTY	2	5	2.5	0	--
11/24/18	at Alabama	0	0	0.0	0	--
12/28/18	vs. Purdue (Music City)	2	4	2.0	0	--

## MILLER'S GAME-BY-GAME RECEIVING STATS

DATE	OPPONENT	REC	YDS	Avg.	TD	TD YDS
9/2/17	GA SOUTHERN	0	0	0.0	0	--
9/9/17	at Clemson	0	0	0.0	0	--
9/16/17	MERCER	0	0	0.0	0	--
9/23/17	at Missouri	1	3	3.0	0	--
9/30/17	MISSISSIPPI STATE	0	0	0.0	0	--
10/7/17	OLE MISS	0	0	0.0	0	--
10/14/17	at LSU	0	0	0.0	0	--
10/21/17	at Arkansas	0	0	0.0	0	--

# Player Bios

11/4/17	at Texas A&M	0	0	0.0	0	--
11/11/17	GEORGIA			DID NOT PLAY		
11/18/17	ULM	1	10	10.0	0	--
11/25/17	ALABAMA	0	0	0.0	0	--
12/2/17	vs. Georgia (SEC)	1	11	11.0	0	--
1/1/18	vs. UCF (Peach)			DID NOT PLAY		

DATE	OPPONENT	REC	YDS	Avg.	TD	TD YDS
9/1/18	vs. Washington			DID NOT PLAY		
9/8/18	ALABAMA STATE	0	0	0.0	0	--
9/15/18	LSU			DID NOT PLAY		
9/22/18	ARKANSAS			DID NOT PLAY		
9/29/18	SOUTHERN MISS	1	30	30.0	0	--
10/6/18	at Mississippi State	1	1	1.0	0	--
10/13/18	TENNESSEE	6	57	9.5	0	--
10/20/18	at Ole Miss	1	4	4.0	0	--
11/3/18	* TEXAS A&M	1	16	16.0	0	--
11/10/18	at Georgia	2	13	6.5	0	--
11/17/18	LIBERTY	0	0	0.0	0	--
11/24/18	at Alabama	1	23	23.0	1	23
12/28/18	vs. Purdue (Music City)	0	0	0.0	0	--

12/28/18	vs. Purdue (Music City)	1	0	1	0	0-0
----------	-------------------------	---	---	---	---	-----



**CHARLES MOORE** #90  
DL  
6-4 • 255 • Fr. • HS  
Louisville, Miss. (Louisville)  
Agriculture

**HIGH SCHOOL:** Disruptive defender at defensive end ... totaled 79 tackles as a senior for the Class 4A state champion Wildcats and Coach M.C. Miller ... Under Armour All-American Game ... Alabama-Mississippi All-Star Game ... consensus four-star recruit ... Rivals, ESPN and 24/7 rate him as a top 10 national prospect at his position ... throws the shot put and discus

**PERSONAL:** Birthday is September 16 ... son of Marlene and Charles Moore ... has three brothers, Curtis, Devoris and Gabriel, and two sisters, Serenity and Faith ... enjoys riding four-wheelers ... studying in the College of Agriculture



**SMOKE MONDAY** #21  
DB  
6-2 • 186 • So. • 1L  
Atlanta, Ga. (Carver)  
Liberal Arts

**2018:** True freshman playing safety ... 15 tackles, 2.0 sacks for season ... saw first game action against Washington ... two tackles vs. Alabama State ... 6-yard sack vs. Arkansas ... four tackles vs. Southern Miss ... first start came at Ole Miss ... interception against Liberty ... blocked an Alabama punt ... enrolled in January

**HIGH SCHOOL:** Led the Carver High Panthers to the Georgia state Class 5A semifinals ... high school coach was Darren Myles ... Under Armour All-American Game ... ESPN, Rivals, 247Sports four star ... No. 8-ranked safety according to ESPN and No. 9 athlete nationally by 247Sports ... also a track and field letterman ... honor roll student

**PERSONAL:** Given name is Quindarius ... birthday is February 19 ... son of Tamika Hale and Felton Monday ... has four siblings: Quentavius, Brittany, Derek and Jessica ... enjoys singing ... enrolled in the College of Liberal Arts

## MONDAY'S CAREER DEFENSIVE STATS

YEAR	G/GS	TT	UT	AT	TFL-YDS	QBS-YDS	FF/FR	PD	I/YDS
2018	13/1	15	7	8	2.0-16	2.0-16	0/0	1	1/12

## MONDAY'S CAREER GAME HIGH STATS

Tackles	4	Southern Miss	9/29/18
Sacks	1.0	2x (last: Arkansas)	9/22/18
TFL	1.0	2x (last: Arkansas)	9/22/18
INT	1	Liberty	11/17/18

## MONDAY'S GAME-BY-GAME DEFENSIVE STATS

DATE	OPPONENT	TT	UT	AT	PD	INT-YDS
9/1/18	vs. Washington	1	1	0	0	0-0
9/8/18	ALABAMA STATE	2	1	1	0	0-0
9/15/18	LSU	0	0	0	0	0-0
9/22/18	ARKANSAS	2	2	0	0	0-0
9/29/18	SOUTHERN MISS	4	2	2	0	0-0
10/6/18	at Mississippi State	1	0	1	0	0-0
10/13/18	TENNESSEE	1	0	1	0	0-0
10/20/18	* at Ole Miss	1	1	0	0	0-0
11/3/18	TEXAS A&M	0	0	0	0	0-0
11/10/18	at Georgia	1	0	1	0	0-0
11/17/18	LIBERTY	0	0	0	0	1-0
11/24/18	at Alabama	1	0	1	0	0-0



**JAMES OWENS MOSS** #35  
WR  
5-9 • 182 • Jr. • 1L  
Opelika, Ala. (Opelika)  
Business

**2018:** Reserve receiver ... saw first game action against Alabama State ... also played against Liberty and Purdue

**2017:** Did not see any game action

**2016:** Did not see game action ... SEC first-year Academic Honor Roll

**HIGH SCHOOL:** Accounted for more than 1,700 yards on offense and 26 touchdowns for Coach Brian Blackmon at Opelika High ... also a basketball letterman

**PERSONAL:** Birthday is January 13 ... son of Kimberly and Bishop Moss ... has two siblings, Jada and Jakayla ... family members James Owens and LaDarius Owens were Auburn football lettermen ... studying in the College of Business



**T.D. MOULTRY** #55  
Buck  
6-2 • 243 • Jr. • 2L  
Birmingham, Ala. (Jackson-Olin)  
Business

**2018:** Listed second on depth chart at buck ... 11 tackles, 2.5 TFL, 1.5 sacks for season ... pair of tackles vs. Alabama State ... 0.5 sack vs. Tennessee ... three tackles, TFL in Texas A&M win ... sack and forced a Liberty fumble ... two QB hurries vs. Purdue in Music City Bowl

**2017:** True freshman contributing at buck ... 4-yard TFL vs. Mercer ... half-sack at Arkansas ... sack, three tackles at Texas A&M ... QB hurry vs. Georgia ... three tackles vs. Alabama ... two tackles in SEC championship ... Academic Top Tiger

**HIGH SCHOOL:** High-motor linebacker who primarily plays on the outside ... MaxPreps first team All-America for Coach Tim Vakakes and the Jackson-Olin Mustangs ... all-USA Today Alabama first team ... ASWA Class 6A all-state first team ... U.S. Army All-American Bowl ... top 300 player according to ESPN, top 125 player by 247 Sports and Scout, and top 100 overall player from Scout ... ESPN top 20 linebacker; Scout and Rivals top 10 LB; 247 Sports third best linebacker in the country ... ESPN top 15, Scout top 10, and 247 Sports and Rivals top five in

# Player Bios

Alabama ... also played basketball

**PERSONAL:** Birthday is January 1 ... son of Lakisha Moultry and Michael Grant ... has five siblings: Jacoby, Juan, Deshaun, Lala and Nikki ... enjoys fishing ... studying in the College of Business

## MOULTRY'S CAREER DEFENSIVE STATS

YEAR	G/GS	TT	UT	AT	TFL-YDS	QBS-YDS	FF/FR	PD	QBH
2017	13/0	15	11	4	2.5-10	1.5-6	0/0	0	2
2018	13/0	11	5	6	2.5-5	1.5-4	1/0	0	3
Total	26/0	26	16	10	5.0-15	3.0-10	1/0	0	5

## MOULTRY'S CAREER GAME HIGH STATS

Tackles.....	3	3x (last: Texas A&M)	11/3/18
TFL.....	1.0	4x (last: Liberty)	11/17/18
Sacks.....	1.0	2x (last: Liberty)	11/17/18
FF.....	1	Liberty	11/17/18

## MOULTRY'S GAME-BY-GAME DEFENSIVE STATS

DATE	OPPONENT	TT	UT	AT	TFL-YDS	QBS-YDS
9/2/17	GA SOUTHERN	1	1	0	0.0-0	0.0-0
9/9/17	at Clemson	DID NOT PLAY				
9/16/17	MERCER	1	1	0	1.0-4	0.0-0
9/23/17	at Missouri	1	1	0	0.0-0	0.0-0
9/30/17	MISSISSIPPI STATE	1	0	1	0.0-0	0.0-0
10/7/17	OLE MISS	1	1	0	0.0-0	0.0-0
10/14/17	at LSU	0	0	0	0.0-0	0.0-0
10/21/17	at Arkansas	1	0	1	0.5-1	0.5-1
11/4/17	at Texas A&M	3	3	0	1.0-5	1.0-5
11/11/17	GEORGIA	0	0	0	0.0-0	0.0-0
11/18/17	ULM	1	1	0	0.0-0	0.0-0
11/25/17	ALABAMA	3	2	1	0.0-0	0.0-0
12/2/17	vs. Georgia (SEC)	2	1	1	0.0-0	0.0-0
1/1/18	vs. UCF (Peach)	0	0	0	0.0-0	0.0-0


DATE	OPPONENT	TT	UT	AT	TFL-YDS	QBS-YDS
9/1/18	vs. Washington	0	0	0	0.0-0	0.0-0
9/8/18	ALABAMA STATE	2	0	2	0.0-0	0.0-0
9/15/18	LSU	0	0	0	0.0-0	0.0-0
9/22/18	ARKANSAS	0	0	0	0.0-0	0.0-0
9/29/18	SOUTHERN MISS	1	0	1	0.0-0	0.0-0
10/6/18	at Mississippi State	1	1	0	0.0-0	0.0-0
10/13/18	TENNESSEE	1	0	1	0.5-2	0.5-2
10/20/18	at Ole Miss	0	0	0	0.0-0	0.0-0
11/3/18	TEXAS A&M	3	2	1	1.0-1	0.0-0
11/10/18	at Georgia	1	1	0	0.0-0	0.0-0
11/17/18	LIBERTY	2	1	1	1.0-2	1.0-2
11/24/18	at Alabama	0	0	0	0.0-0	0.0-0
12/28/18	vs. Purdue (Music City)	0	0	0	0.0-0	0.0-0



**REECE MULLINS** #95  
DE  
6-3 • 225 • Fr. • HS  
Marietta, Ga. (Pope)  
Engineering

**HIGH SCHOOL:** Earned all-region honors at defensive end and tight end ... defensive player of the year for Coach Tab Griffin at Pope High ... Georgia Elite all-star game ... also a track and field letterman ... involved with Poetry Club, rock bands and theater

**PERSONAL:** Birthday is October 9 ... son of Russ and Jamie Mullins ... has two siblings, Sam and Maggie ... great-uncles played in the NFL for the New York Giants and New York Jets ... studying in the College of Engineering at Auburn




**PEYTON NANCE** #63  
DT  
5-11 • 302 • So. • 1L  
Attala, Ala. (Etowah)  
Forestry

**2018:** Reserve defensive lineman ... saw first career action vs. Alabama State ... won the hot wings eating challenge at the Music City Bowl

**2017:** Did not see any game action along the offensive line ... Academic Top Tiger

**HIGH SCHOOL:** A Class 5A first team all-state honoree on the offensive line for Coach Drew Noles at Etowah High ... center who earned 2016 Alabama super all-state first team recognition ... National Beta Club, Mu Alpha Theta mathematics honor society ... member of the bass fishing club

**PERSONAL:** Birthday is July 15 ... son of Joey and Dana Nance ... has two siblings, Britain and Bennett ... enjoys bass fishing ... studying in the College of Forestry and Wildlife



**TOMMY NESMITH** #30  
WR  
6-0 • 168 • Fr. • HS  
Auburn, Ala. (Auburn)  
Education

**HIGH SCHOOL:** Recorded 37 catches for 716 yards, seven scores as a senior at Auburn High for Coach Adam Winegarden, averaging 19.4 yards per catch ... first team all-area for the Tigers, which went 10-2 and advanced to the Class 7A state quarterfinals ... also a basketball letterman ... National Honor Society and Math honor society

**PERSONAL:** Birthday is November 2 ... son of Bud and Susan Nesmith ... has one brother, Jake ... studying in the College of Education at Auburn



**DAQUAN NEWKIRK** #44  
DT  
6-3 • 306 • Jr. • 1L  
Orlando, Fla. (Mississippi Gulf Coast CC)  
University College

**2018:** Junior college transfer at defensive tackle ... first action came against Alabama State ... tackle against Arkansas ... two stops at Mississippi State and at Ole Miss ... January enrollee at Auburn

**JUNIOR COLLEGE:** Nation's top-ranked junior college defensive end prospect ... recorded 48 tackles, 9 TFL at Mississippi Gulf Coast Community College last fall ... ESPN, Rivals, 247Sports three star ... nationally ranked as a Top 10 overall JUCO prospect by ESPN and 247Sports

**HIGH SCHOOL:** Played at The First Academy in Orlando for Coach Leroy Kinard ... Class 3A all-state ... Florida Athletic Coaches Association all-district at running back and defensive line ... Blue-Grey All-America Game

**PERSONAL:** Birthday is January 1 ... son of Patricia Sowell ... has one brother, Benjamin ... enrolled in the University College ... Chi Alpha Sigma national



# Player Bios

student-athlete honor society

## NEWKIRK'S CAREER DEFENSIVE STATS

YEAR	G/GS	TT	UT	AT	TFL-YDS	QBS-YDS	FF/FR	PD	QBH
2018	8/0	7	2	5	0.0-0	0.0-0	0/0	0	0

## NEWKIRK'S CAREER GAME HIGH STATS

Tackles.....2 2x (last: at Ole Miss) 10/20/18

## NEWKIRK'S GAME-BY-GAME DEFENSIVE STATS

DATE	OPPONENT	TT	UT	AT	TFL-YDS	QBS-YDS
9/1/18	vs. Washington				DID NOT PLAY	
9/8/18	ALABAMA STATE	0	0	0	0.0-0	0.0-0
9/15/18	LSU				DID NOT PLAY	
9/22/18	ARKANSAS	1	0	1	0.0-0	0.0-0
9/29/18	SOUTHERN MISS	1	1	0	0.0-0	0.0-0
10/6/18	at Mississippi State	2	0	2	0.0-0	0.0-0
10/13/18	TENNESSEE				DID NOT PLAY	
10/20/18	at Ole Miss	2	0	2	0.0-0	0.0-0
11/3/18	TEXAS A&M	0	0	0	0.0-0	0.0-0
11/10/18	at Georgia				DID NOT PLAY	
11/17/18	LIBERTY	1	1	0	0.0-0	0.0-0
11/24/18	at Alabama				DID NOT PLAY	
12/28/18	vs. Purdue (Music City)	0	0	0	0.0-0	0.0-0



**SPENCER** #99  
**NIGH** FB  
 6-0 • 267 • Sr. • 3L  
 Magnolia, Texas (Magnolia)  
 Business

**2018:** Backup H-back who played in every game ... 14-yard kickoff return vs. Alabama State ... SEC Academic Honor Roll

**2017:** Reserve fullback ... played in 10 games ... SEC Academic Honor Roll and Academic Top Tiger

**2016:** Played in three games ... saw first action against Arkansas ... SEC first-year Academic Honor Roll

**HIGH SCHOOL:** District 19-5A MVP as a junior and senior for Coach Sterling Doty at Magnolia High ... first team all-Houston defensive squad ... Houston Touchdown Club defensive player of the year finalist ... Class 5A state champion as a senior in both shot put and discus ... academic all-state ... Mu Alpha Theta mathematics honorary

**PERSONAL:** Birthday is January 18 ... son of Sammie and Jeff Nigh ... has one brother, Woodman ... grandfather played at Arkansas ... studying in the College of Business



**BO** #10  
**NIX** QB  
 6-2 • 207 • Fr. • HS  
 Pinson, Ala. (Pinson Valley)  
 Liberal Arts

**HIGH SCHOOL:** Decorated quarterback who enrolled at Auburn in January ... set Alabama state records with more than 12,000 career total offense yards and 161 career TD accounted for (127 pass, 34 rush) ... led Pinson Valley High to consecutive Class 6A state titles ... father Patrick Nix was his coach ... Alabama Gatorade player of the year ... USA Today all-USA offensive player of year finalist, Alabama offensive player of the year and All-America first team ... Under Armour All-America Game ... Alabama Mr. Football ... Alabama-Mississippi All-Star Game ... Class

6A ASWA all-state and Back of the Year ... AL.com A-List ... Rivals, 24/7 and PrepStar rate him the nation's top quarterback prospect ... Rivals, PrepStar five-star recruit ... listed among top four overall recruits in state of Alabama by Rivals, 24/7, ESPN ... Max Preps All-America ... National Honor Society and Fellowship of Christian Athletes ... also played baseball and basketball


**PERSONAL:** Birthday is February 25 ... son of Patrick and Krista Nix ... father is a former Auburn quarterback (1992-95) ... has two sisters, Emma Grace and Sara, and a brother, Caleb ... studying in the College of Liberal Arts



**JUSTIN** #51  
**OSBORNE** OL  
 6-4 • 280 • Fr. • HS  
 Flower Mound, Texas (Marcus)  
 Business

**HIGH SCHOOL:** Promising offensive tackle with strong potential ... outstanding senior season ... three-year starter for Coach Kevin Atkinson at Marcus High ... first team 5-6A all-district for the Marauders ... Texas Top 100 ... three-star prospect rating by ESPN, 24/7, Rivals, PrepStar

**PERSONAL:** Birthday is November 25 ... son of Bob Osborne ... has two siblings, Bryce and Brooke ... studying in the College of Business at Auburn



**PACE** #87  
**OZMINT** WR  
 6-1 • 196 • Sr. • 1L  
 Glencoe, Ala. (Glencoe)  
 Business


**2018:** Reserve receiver ... saw first action of season vs. Alabama State

**2017:** Did not see game action ... SEC Academic Honor Roll and Academic Top Tiger

**2016:** Did not see game action ... SEC first-year Academic Honor Roll

**HIGH SCHOOL:** Class 3A all-state as a sophomore, junior and senior for Coach Lee Ozmint at Glencoe High ... also a baseball and basketball letterman ... member of Key Club

**PERSONAL:** Birthday is December 20 ... son of Lee and Leigh Ozmint ... father was his high school coach ... has one brother, Thomas ... studying in the College of Business



**OWEN** #10  
**PAPPOE** LB  
 6-1 • 219 • Fr. • HS  
 Lawrenceville, Ga. (Grayson)  
 Engineering

**HIGH SCHOOL:** Nation's top-rated outside linebacker prospect ... enrolled at

# Player Bios

Auburn in January ... recorded 121 tackles, 14 TFL as a senior for Coach Christian Hunnicutt at Grayson High ... Under Armour All-America Game ... AJC Super 11 ... Gwinnett Daily Post Super Six ... Class 7A all-state first team ... USA Today all-USA Georgia defensive player of year ... MaxPreps All-America ... rated as a five-star linebacker prospect by 24/7, PrepStar and ESPN


**PERSONAL:** Birthday is September 29 ... son of Rhoda and Lorenzo Pappoe ... has three siblings: Orrin, Lauren and Gifty ... studying in the College of Engineering



**BEN** #36  
**PATTON** K  
5-9 • 180 • Fr. • HS  
Richester, Mich. (Adams)  
Business

**HIGH SCHOOL:** All-state kicking specialist for Coach Tony Patritto at Rochester Adams High ... earned first team all-state and all-league honors as a senior ... also a three-year baseball letterman, earning all-league honors as a senior ... scholar-athlete award

**PERSONAL:** Birthday is March 28 ... son of David and Amy Patton ... mom played soccer at Oakland University ... has one sibling, Kyle ... studying in the College of Business



**CAMERON** #82  
**PAYNE** WR  
6-2 • 211 • So. • TR  
Oak Ridge, N.C. (Northwest Guilford)  
Business

**BEFORE AUBURN:** Attended UNC Charlotte but did not play football there

**HIGH SCHOOL:** Played wide receiver, defensive end and outside linebacker for Coach Jared Rolfe at Northwest Guilford High, helping the Vikings reach the playoffs ... also a member of the golf team ... Leadership Team

**PERSONAL:** Birthday is July 12 ... son of Kim and Brian Payne ... dad played tennis at USC Spartanburg ... has three siblings: Braden, Jordan and Avery ... member of Farmhouse Fraternity ... studying in the College of Business ... SEC first-year academic honor roll



**JORDYN** #15  
**PETERS** DB  
6-1 • 195 • Jr. • 2L  
Muscle Shoals, Ala. (Muscle Shoals)  
Business

**2018:** Sophomore safety ... three blocked punts for season led SEC and ranked second nationally ... 24 tackles, 3.5 TFL for season ... blocked a punt and had an 8-yard sack vs. Alabama State ... first start came against Arkansas, when he blocked a punt and recorded four tackles and a PBU ... recovered a Southern Miss fumble along with five tackles and 2.5 TFL ... three tackles at Mississippi State ... five tackles at Ole Miss ... blocked a Liberty punt for a safety ... SEC Academic Honor Roll

**2017:** True freshman playing nickel ... 24 tackles for season ... two tackles in debut vs. Georgia Southern ... 9-yard sack and forced a fumble at Missouri ... made four tackles vs. Ole Miss ... three tackles at Arkansas ... two tackles vs. Georgia ... tackle, PBU vs. Alabama ... led Auburn with eight tackles, TFL in Peach Bowl vs.

UCF ... Academic Top Tiger and SEC first-year academic honor roll

**HIGH SCHOOL:** Elusive, hard-hitting safety who played for Coach Scott Basden and the Muscle Shoals Trojans ... all-USA Today Alabama second team ... ASWA Class 6A all-state second team ... Alabama-Mississippi All-Star Game ... top 100 safety according to 247 Sports and Scout, and ESPN top 40 safety ... 247 Sports top 50 player from Alabama, ESPN top 25, Scout fourth best safety in the state ... also a basketball and track and field letterman ... National Honor Society ... Mr. Muscle Shoals High School

**PERSONAL:** Birthday is May 2 ... son of Natalie Burt and Derrick Peters ... dad played basketball at William and Mary ... has a sister, Aubrey, and three brothers, Jacob, Kady and Connor ... studying in the College of Business

## PETERS' CAREER DEFENSIVE STATS

YEAR	G/GS	TT	UT	AT	TFL-YDS	QBS-YDS	FF/FR	PD	I/YDS
2017	14/0	24	11	13	1.5-10	1.0-9	1/0	2	0/0
2018	13/3	24	12	12	3.5-11	1.0-8	0/1	1	0/0
Total	27/3	48	23	25	5.0-21	2.0-17	1/1	3	0/0

## PETERS' CAREER GAME HIGH STATS

Tackles.....	8 vs. UCF	1/1/18
Sacks.....	1.0 2x (last: Alabama St.)	9/8/18
TFL.....	2.5 Southern Miss	9/29/18
FF.....	1 at Missouri	9/23/17
FR.....	1 Southern Miss	9/29/18
PBU.....	1 3x (last: Arkansas)	9/22/18
Punt Blks.....	1 3x (last: Liberty)	11/17/18

## PETERS' GAME-BY-GAME DEFENSIVE STATS

DATE	OPPONENT	TT	UT	AT	PD	INT-YDS
9/2/17	GA SOUTHERN	2	0	2	0	0-0
9/9/17	at Clemson	0	0	0	0	0-0
9/16/17	MERCER	1	1	0	0	0-0
9/23/17	at Missouri	2	1	1	0	0-0
9/30/17	MISSISSIPPI STATE	0	0	0	0	0-0
10/7/17	OLE MISS	4	3	1	0	0-0
10/14/17	at LSU	0	0	0	0	0-0
10/21/17	at Arkansas	3	1	2	1	0-0
11/4/17	at Texas A&M	1	0	1	0	0-0
11/11/17	GEORGIA	2	1	1	0	0-0
11/18/17	ULM	0	0	0	0	0-0
11/25/17	ALABAMA	1	0	1	1	0-0
12/2/17	vs. Georgia (SEC)	0	0	0	0	0-0
1/1/18	vs. UCF (Peach)	8	4	4	0	0-0

DATE	OPPONENT	TT	UT	AT	PD	INT-YDS
9/1/18	vs. Washington	0	0	0	0	0-0
9/8/18	ALABAMA STATE	3	3	0	0	0-0
9/15/18	LSU	0	0	0	0	0-0
9/22/18	* ARKANSAS	4	3	1	1	0-0
9/29/18	* SOUTHERN MISS	5	2	3	0	0-0
10/6/18	* at Mississippi State	3	0	3	0	0-0
10/13/18	TENNESSEE	1	1	0	0	0-0
10/20/18	at Ole Miss	5	2	3	0	0-0
11/3/18	TEXAS A&M	1	1	0	0	0-0
11/10/18	at Georgia	1	0	1	0	0-0
11/17/18	LIBERTY	1	0	1	0	0-0
11/24/18	at Alabama	0	0	0	0	0-0
12/28/18	vs. Purdue (Music City)	0	0	0	0	0-0




**ERIK** #22  
**PIEDY** DB  
5-10 • 175 • RFr. • RS  
New Orleans, La. (Archbishop Rummel)  
Education

**2018:** Walk-on cornerback who joined the team in August ... AD Honor Roll and SEC first-year academic honor roll

# Player Bios

**HIGH SCHOOL:** Three-year letterwinner for Coach Jay Roth at Archbishop Rummel High ... 65 tackles, 15 PBU, 2 FF as a senior ... 55 tackles, 9 PBU, 2 FF as a junior ... Raiders were state finalists and two-time district champions during his career ... graduated with honors, LHSAA scholar-athlete, National Honor Society, Harvard Book Award, President's Award


**PERSONAL:** Birthday is May 31 ... son of Mavis Piedy ... has one brother, Kaleb ... studying in the College of Education



<b>NEHEMIAH</b>	<b>#18</b>
<b>PRITCHETT</b>	<b>DB</b>
6-1 • 162 • Fr. • HS	
Jackson, Ala. (Jackson)	
Education	

**HIGH SCHOOL:** Versatile athlete who projects as a cornerback in college ... key contributor on both sides of the ball for Coach Danny Powell at Jackson High ... Alabama-Mississippi All-Star Game ... Class 5A ASWA first team all-state ... consensus three-star athlete ... rated the No. 19 (Rivals and 24/7), 25 (ESPN) prospect from the state of Alabama ... a Class 5A first team all-state outfielder in baseball ... involved with the Fellowship of Christian Athletes


**PERSONAL:** Birthday is February 11 ... son of Kedrick Pritchett and Laquita Foxx-White ... has three siblings, Princeton, Jordyn and Jayce ... likes playing video games ... studying in the College of Education at Auburn



<b>ZION</b>	<b>#11</b>
<b>PUCKETT</b>	<b>DB</b>
5-11 • 208 • Fr. • HS	
Griffin, Ga. (Spalding)	
Engineering	

**HIGH SCHOOL:** Talented prep athlete who enrolled at Auburn in January ... projects as a cornerback ... recorded 93 career tackles for Coach Nick Davis and the Spalding High Jags ... Class 4A Georgia all-state ... consensus four-star prospect at cornerback ... rated as the No. 12 (Rivals), 14 (24/7), 16 (ESPN) overall recruit from the state of Georgia ... PrepStar Dream Team ... two-time all-state pick in basketball ... part of 4x100 recordsetting relay ... honor roll student and class honors as a sophomore, junior and senior

**PERSONAL:** Birthday is December 31 ... son of Candis Gaston and Brian Puckett ... has four siblings: Jacoby, Jazzie, Olivia and Zoey ... studying in the College of Engineering




<b>JACOB</b>	<b>#67</b>
<b>QUATTLEBAUM</b>	<b>LS</b>
6-0 • 235 • RFr. • RS	
Enterprise, Ala. (Enterprise)	
Engineering	

**2018:** Walk-on long snapper who joined the team in August ... SEC first-year academic honor roll

**HIGH SCHOOL:** Team captain for Coach David Faulkner at Enterprise High ... also a baseball letterman ... National Honor Society ... involved with mission trips to the Dominican Republic and Atlanta's International Village

**PERSONAL:** Birthday is January 3 ... son of Jeanna and Russell Quattlebaum ...


has one sibling, Morgan ... involved with the Fellowship of Christian Athletes ... studying in the College of Engineering



<b>MARK-ANTHONY</b>	<b>#21</b>
<b>RICHARDS</b>	<b>RB</b>
6-1 • 195 • Fr. • HS	
Wellington, Fla. (Wellington)	
Liberal Arts	

**HIGH SCHOOL:** Versatile offensive weapon for Coach Tom Abel and the Wellington High Wolverines ... gained more than 3,000 all-purpose yards and 1,300 rushing yards as a senior ... Palm Beach County player of year finalist ... Super 11 and first team all-Palm Beach area and all-state ... Palm Beach 8A-6A offensive player of year ... consensus four-star prospect ... rated as the No. 11 (Rivals), 12 (24/7), 13 (ESPN) recruit in state of Florida 24/7 ranks him the No. 4 athlete nationally

**PERSONAL:** Birthday is December 29 ... son of Daphanie and Mark Richards ... has four siblings: Mark Jr., Ahmmon (who played football at Miami), Tim and Marley ... studying in the College of Liberal Arts at Auburn



<b>JACOB</b>	<b>#40</b>
<b>ROGERS</b>	<b>DB</b>
6-0 • 209 • Sr. • 1L	
Goodwater, Ala. (Benjamin Russell)	
Business	


**2018:** Reserve safety ... saw first action of season against Liberty ... SEC Academic Honor Roll and AD Honor Roll

**2017:** Did not see action ... SEC Academic Honor Roll and Academic Top Tiger

**2016:** Did not see game action ... SEC first-year Academic Honor Roll

**HIGH SCHOOL:** Team captain for Coach Danny Horn at Benjamin Russell High ... recorded 78 tackles, 9 TFL, 13 PBU, 2 interceptions as a senior ... Alex City Outlook first-team all-area ... part of the winningest senior class in school history ... also a four-year baseball letterman and team captain as a senior ... Alabama Baseball Association student-athlete of the year ... Top 10 graduate ... member of Key Club, FCA, SGA, National Honor Society

**PERSONAL:** Birthday is September 15 ... son of Chris and Fadra Rogers ... has two siblings, Zac and Sarah ... brother Zac played baseball at Alabama ... member of FCA and Student Alumni Association at Auburn ... studying in the College of Business ... Chi Alpha Sigma national student-athlete honor society



<b>MALCOLM</b>	<b>#83</b>
<b>RUSSELL</b>	<b>WR</b>
5-11 • 195 • RFr. • RS	
Pelham, Ala. (John Carroll)	
Engineering	

**2018:** Walk-on receiver who joined the team in August ... AD Honor Roll and SEC first-year academic honor roll

**HIGH SCHOOL:** Recorded 47 receptions for 946 yards, 10 TDs as a senior for Coach Logan Colafrancesco at John Carroll High ... also totaled 69 tackles and four interceptions as a senior ... also a basketball and baseball letterman ... National Honor Society and Mu Alpha Theta math honor society



# Player Bios

**PERSONAL:** Birthday is March 5 ... son of Dan and Cecilia Russell ... has one sibling, Graham ... father was a track and cross country All-American at Idaho State ... studying in the College of Engineering



**PRINCE MICHEAL #72**  
**SAMMONS OL**  
 6-7 • 307 • Jr. • 2L  
 Lagos, Nigeria/Blanchester, Ohio (Cincinnati Hills Christian) Business

**2018:** Reserve offensive lineman ... saw first action of season vs. Alabama State ... SEC Academic Honor Roll

**2017:** Saw first career action at Arkansas ... SEC Academic Honor Roll and Academic Top Tiger

**2016:** Redshirted ... SEC first-year Academic Honor Roll

**HIGH SCHOOL:** Impressive athlete who excelled on both sides of the ball ... 60 tackles, four sacks as a senior for Coach Eric Taylor ... Cincinnati Enquirer all-area ... Division V defensive player of year ... MaxPreps All-America as junior and senior ... top 25 prospect at his position by 247 Sports, ESPN, Rivals, Scout ... top 10 in Ohio by 247 Sports, ESPN ... USA Today all-state ... also played basketball ... talented soccer player

**PERSONAL:** Birthday is August 15 ... son of Brandon and Betsy Sammons ... native of Nigeria ... siblings are Ady, Sophia, Micah, Emma, Izuchukwu, Ikechukwu, Christopher, Chinonosu, Chukwuma, Chibuzor and Ogechukwu ... studying in the College of Business



**CORD #24**  
**SANDBERG QB**  
 6-3 • 229 • RFr. • RS  
 Bradenton, Fla. (Manatee) University College

**2018:** Backup quarterback who arrived in August after a stint in minor league baseball ... saw first action vs. Alabama State, rushing for 35 yards and throwing a 22-yard pass to Cedric Chambers ... SEC first-year academic honor roll

**BEFORE AUBURN:** Played six seasons in the Philadelphia Phillies minor league system as an outfielder, posting a .243 career batting average and rising as high as Class AA ... 2015 minor league Gold Glove winner ... third-round pick of the Phillies in the 2013 draft out of Manatee (Fla.) High

**HIGH SCHOOL:** 2012 HTPreps Player of the Year and Class 7A State Player of the Year at Manatee High for Coach Joe Kinnan ... passed for 2,735 yards and 35 touchdowns with 1 int in 264 attempts ... also ran for 600 yards on 96 carries (6.25 avg.) with 10 TD ... for his three-year career, 572-786 (73%) for 7,829 yards with 79 TD, 11 int and rushed for 1,991 yards and 31 TD ... top 4% of class academically

**PERSONAL:** Birthday is January 2 ... son of Chuck and Kelsie Sandberg ... father played baseball at Florida and in the Red Sox organization ... has a brother, Chase, and a sister, Callee ... wife Haley played golf at Findlay ... studying in the University College ... also enjoys golf

### SANDBERG'S CAREER PASSING STATS

YEAR	G/GS	CMP	ATT	PCT	YDS	INT	TD	LP/OPPONENT
2018	1/0	1	1	100.0	22	0	0	22/Alabama State

### SANDBERG'S CAREER RUSHING STATS

YEAR	G/GS	NO	YDS	AVG	TD	LP/OPPONENT
2018	1/0	3	35	11.7	0	15/Alabama State

### SANDBERG'S CAREER GAME HIGH STATS

Completions	1	Alabama St.	9/8/18
Pass Att	1	Alabama St.	9/8/18
Pass Yds	22	Alabama St.	9/8/18
Pass Long	22	Alabama St.	9/8/18

Rush Att	3	Alabama St.	9/8/18
Rush Yds	35	Alabama St.	9/8/18
Rush Long	15	Alabama St.	9/8/18



**ANTHONY #5**  
**SCHWARTZ WR**  
 6-0 • 179 • So. • 1L  
 Pembroke Pines, Fla. (American Heritage) Business

**2018:** True freshman receiver ... scored seven touchdowns for season (5 rushing, 2 receiving) ... saw first career action vs. Washington .. against Alabama State, scored rushing (23 yds) and receiving (57 yds) TDs, gaining 117 all-purpose yards ... two receptions gained 37 yards vs. LSU ... 42-yard reception was long gain vs. Arkansas ... 6-yard touchdown run vs. Southern Miss ... 76-yard touchdown reception vs. Tennessee was Auburn's longest play of the season ... scored a touchdown recovering a fumble in the end zone at Ole Miss ... 9-yard rushing touchdown at Alabama along with three receptions ... 6-yard rushing TD and three catches for 50 yards vs. Purdue in Music City Bowl ... AD Honor Roll

**HIGH SCHOOL:** World-class sprinter and dynamic deep-play receiver ... helped the American Heritage Patriots to back-to-back Florida Class 5A state titles under Coach Patrick Surtain ... Under Armour All-American Game ... Rivals, 247Sports, ESPN four star ... No. 10 WR nationally by ESPN, No. 28 by 247Sports, No. 31 by Rivals ... No. 18 prospect in Florida according to ESPN and No. 25 by 247Sports ... Broward County track and field athlete of the year as a junior and an all-USA sprinter ... set a world youth record with a 10.15 100m in the 2017 Florida Relays ... 2018 Gatorade national boys' track and field athlete of the year ... won Florida state Class 2A 100m (10.07) and 200m (20.41) in record times ... at IAAF U20 world championships in Finland in July, 2018, took silver medal in 100m and gold medal in 4x100 relay

**PERSONAL:** Birthday is September 5 ... son of Jill Schwartz and Thomas Benjamin ... has two siblings, Kalani and Brandon ... studying in the College of Business

### SCHWARTZ'S CAREER RECEIVING STATS

YEAR	G/GS	NO	YDS	AVG	TD	LP/OPPONENT
2018	13/5	22	357	16.2	2	76/Tennessee

### SCHWARTZ'S CAREER RUSHING STATS

YEAR	G/GS	NO	YDS	AVG	TD	LP/OPPONENT
2018	13/5	27	211	7.8	5	23/Alabama State

### SCHWARTZ'S CAREER GAME HIGH STATS

Receptions	3	4x (last: vs. Purdue)	12/28/18
Rec. Yards	83	Tennessee	10/13/18
Rec. Long	76	Tennessee	10/13/18
Rec. TD	1	2x (last: Tennessee)	10/13/18
Rush Attempts	4	Liberty	11/17/18
Rush Yards	50	Alabama St.	9/8/18
Rush Long	23	Alabama St.	9/8/18
Rush TD	1	5x (last: vs. Purdue)	12/28/18

### SCHWARTZ'S GAME-BY-GAME RECEIVING STATS

DATE	OPPONENT	REC	YDS	Avg.	TD	TD YDS
9/11/18	vs. Washington	0	0	0.0	0	--
9/8/18	ALABAMA STATE	3	67	22.3	1	57
9/15/18	LSU	2	37	18.5	0	--
9/22/18	* ARKANSAS	3	59	19.7	0	--
9/29/18	SOUTHERN MISS	0	0	0.0	0	--
10/6/18	at Mississippi State	0	0	0.0	0	--
10/13/18	* TENNESSEE	2	83	41.5	1	76
10/20/18	* at Ole Miss	2	16	16.0	0	--
11/3/18	* TEXAS A&M	1	4	4.0	0	--
11/10/18	at Georgia	2	27	13.5	0	--
11/17/18	LIBERTY	1	4	4.0	0	--
11/24/18	at Alabama	3	10	3.3	0	--
12/28/18	* vs. Purdue (Music City)	3	50	16.7	0	--




# Player Bios

Mikayla and Ca'lyah ... studying in the College of Business at Auburn

## SCHWARTZ'S GAME-BY-GAME RUSHING STATS

DATE	OPPONENT	ATT	YDS	Avg.	TD	TD YDS
9/1/18	vs. Washington	0	0	0.0	0	--
9/8/18	ALABAMA STATE	3	50	16.7	1	23
9/15/18	LSU	1	-6	-6.0	0	--
9/22/18	* ARKANSAS	2	9	4.5	0	--
9/29/18	SOUTHERN MISS	2	8	4.0	1	6
10/6/18	at Mississippi State	1	17	17.0	0	--
10/13/18	* TENNESSEE	3	44	14.7	0	--
10/20/18	* at Ole Miss	1	16	16.0	1	16
11/3/18	* TEXAS A&M	3	4	1.3	0	--
11/10/18	at Georgia	0	0	0.0	0	--
11/17/18	LIBERTY	4	37	9.3	0	--
11/24/18	at Alabama	3	20	6.7	1	9
12/28/18	* vs. Purdue (Music City)	4	12	3.0	1	6



**BAILEY SHARP** #66 OL  
6-5 • 305 • Sr. • 3L  
Marietta, Ga. (Sprayberry)  
Education

**2018:** Listed as the backup at left tackle ... saw first action of season vs. Alabama State


**2017:** Backup at left tackle ... saw action in three games ... SEC Academic Honor Roll and Academic Top Tiger

**2016:** Reserve offensive lineman ... saw first career action vs. ULM ... played in three games ... SEC Academic Honor Roll

**2015:** Redshirted ... January enrollee ... Academic Top Tiger

**HIGH SCHOOL:** Offensive tackle who was team captain for Coach Billy Shackelford at Sprayberry High ... Under Armour All-America Game ... first team Class 5A all-state ... Marietta Daily Journal Dynamite Dozen ... Atlanta Journal-Constitution Super 75 ... Macon Telegraph Top 50 ... also a varsity wrestler for the Yellow-jackets ... 247 Sports top 45 players in Georgia and top 45 offensive tackle prospects ... Scout lists him as a top 45 line prospect ... Rivals top 65 players in Georgia ... ESPN top 25 Georgia players ... PrepStar top 250


**PERSONAL:** Son of Joe and Stacey Sharp ... dad played football at Southern Miss ... has a brother, Logan ... birthday is August 13 ... received his bachelor's degree from the College of Education in December, 2018 ... AUCconnect leader ... campus president of the Fellowship of Christian Athletes ... received the 2019 Hard-Fighting Soldier award from FCA



**JASHAWN SHEFFIELD** #16 WR  
6-1 • 183 • Fr. • HS  
Brunswick, Ga. (Frederic Academy)  
Business

**HIGH SCHOOL:** Exceptional athlete on both sides of the ball ... two interceptions, two fumble recoveries and 959 all-purpose yards as a senior for Coach Brandon Derrick and the Knights, helping them to the state championship ... Under Armour All-America Game ... GISA all-state and all-region 2-3A ... consensus four-star prospect at wide receiver ... rated as the No. 20 (ESPN), 28 (24/7), 38 (Rivals) overall recruit from the state of Georgia ... also a basketball and track and field lineman

**PERSONAL:** Birthday is November 30 ... son of Carla Bacon ... has two sisters,



**JOHN SAMUEL SHENKER** #47 TE  
6-3 • 248 • So. • 1L  
Albany, Ga. (Colquitt County)  
Business

**2018:** Redshirt freshman tight end ... saw first career action vs. Washington ... 26-yard reception vs. Mississippi State ... first-quarter touchdown at Georgia on a 9-yard reception from Ja'Tarvious Whitlow

**2017:** Redshirted ... Academic Top Tiger and SEC first-year academic honor roll

**HIGH SCHOOL:** Versatile athlete for Coach Rush Propst and the Colquitt County High School Packers ... as a senior, had 30 receptions for 451 yards and two touchdowns ... a top 100 tight end according to 247 Sports and the third best tight end in Georgia via Scout ... first team all-state ... regional special teams player of year ... standout infielder on 2015 and 2016 state champion baseball teams at Deerfield-Windsor ... USA Baseball U17 national team development program roster

**PERSONAL:** Birthday is September 2 ... son of Tom and Melody Shenker ... father played football at Harding University ... has one brother, Garrison ... enjoys playing golf and fishing ... studying in the College of Business

## SHENKER'S CAREER RECEIVING STATS

YEAR	G/GS	NO	YDS	AVG	TD	LP/OPPONENT
2018	13/0	3	40	13.3	1	26/Mississippi State

## SHENKER'S CAREER GAME HIGH STATS

Receptions	1	3x (last: at Georgia)	11/10/18
Rec. Yards	26	at Mississippi St.	10/6/18
Rec. Long	26	at Mississippi St.	10/6/18
Rec. TD	1	at Georgia	11/10/18

## SHENKER'S GAME-BY-GAME RECEIVING STATS

DATE	OPPONENT	REC	YDS	Avg.	TD	TD YDS
9/1/18	vs. Washington	1	5	5.0	0	--
9/8/18	ALABAMA STATE	0	0	0.0	0	--
9/15/18	LSU					DID NOT PLAY
9/22/18	ARKANSAS	0	0	0.0	0	--
9/29/18	SOUTHERN MISS	0	0	0.0	0	--
10/6/18	at Mississippi State	1	26	26.0	0	--
10/13/18	TENNESSEE	0	0	0.0	0	--
10/20/18	at Ole Miss	0	0	0.0	0	--
11/3/18	TEXAS A&M	0	0	0.0	0	--
11/10/18	at Georgia	1	9	9.0	1	9
11/17/18	LIBERTY	0	0	0.0	0	--
11/24/18	at Alabama	0	0	0.0	0	--
12/28/18	vs. Purdue (Music City)	0	0	0.0	0	--



**SAM SHERROD** #32 DB  
5-11 • 194 • Jr. • 1L  
Birmingham, Ala. (Briarwood Christian)  
Business

**2018:** Reserve safety ... first career action came against Alabama State ... SEC Academic Honor Roll and AD Honor Roll

**2017:** Did not see any game action ... SEC Academic Honor Roll and Academic Top Tiger

**2016:** Did not see action ... SEC first-year Academic Honor Roll

**HIGH SCHOOL:** Team captain for Coach Fred Yancey at Briarwood Christian ... won the leadership award for the school ... also played lacrosse

**PERSONAL:** Birthday is August 8 ... son of David and Veronica Sherrod ... has

# Player Bios

two siblings, Andrew and Ellie ... Eagle Scout ... studying in the College of Business



**JAMIEN** #9  
**SHERWOOD** DB  
 6-2 • 204 • So. • 1L  
 Jensen Beach, Fla. (Jensen Beach)  
 Business

**2018:** Defender who enrolled in January ... true freshman who recorded 23 tackles, 1.5 sacks, 3 PBU for season ... saw first game action at strong safety vs. Washington ... interception, four tackles against Alabama State ... three tackles vs. Arkansas ... two solo stops vs. Southern Miss ... 10-yard sack and three tackles at Ole Miss ... two solo tackles at Georgia ... three tackles and a half-sack at Alabama

**HIGH SCHOOL:** Terrific safety prospect ... TCPalm all-area defensive player of the year finalist with 71 tackles and three interceptions as a senior ... high school coach was Tim Caffey ... Offense-Defense All-American Bowl ... nominated for U.S. Army All-American Bowl ... all-state and all-area ... ESPN, Rivals, 247Sports four star ... also a track and field letterman in the sprints and enjoys playing basketball

**PERSONAL:** Birthday is January 12 ... son of Venetia Johnson and David Sherwood ... has five siblings: Jordan, Jarrard, Jazmyne, David and Delisha ... enrolled in the College of Business

## SHERWOOD'S CAREER DEFENSIVE STATS


YEAR	G/GS	TT	UT	AT	TFL-YDS	QBS-YDS	FF/FR	PD	I/YDS
2018	13/0	23	12	11	1.5-15	1.5-15	0/0	4	1/0

## SHERWOOD'S CAREER GAME HIGH STATS

Tackles.....	4	Alabama St.	9/8/18
TFL.....	1.0	at Ole Miss	10/20/18
Sacks.....	1.0	at Ole Miss	10/20/18
INT.....	1	Alabama St.	9/8/18
PBU.....	2	Alabama St.	9/8/18

## SHERWOOD'S GAME-BY-GAME DEFENSIVE STATS

DATE	OPPONENT	TT	UT	AT	PD	INT-YDS
9/1/18	vs. Washington	0	0	0	0	0-0
9/8/18	ALABAMA STATE	4	2	2	1	1-0
9/15/18	LSU	1	0	1	0	0-0
9/22/18	ARKANSAS	3	2	1	1	0-0
9/29/18	SOUTHERN MISS	2	2	0	0	0-0
10/6/18	at Mississippi State	1	0	1	1	0-0
10/13/18	TENNESSEE	0	0	0	0	0-0
10/20/18	at Ole Miss	3	1	2	0	0-0
11/3/18	TEXAS A&M	1	1	0	0	0-0
11/10/18	at Georgia	2	2	0	0	0-0
11/17/18	LIBERTY	1	0	1	0	0-0
11/24/18	at Alabama	3	1	2	0	0-0
12/28/18	vs. Purdue (Music City)	2	1	1	0	0-0



**SHAUN** #8  
**SHIVERS** RB  
 5-7 • 179 • So. • 1L  
 Ft. Lauderdale, Fla. (Chaminade-Madonna)  
 Business

**2018:** True freshman in the tailback rotation ... 371 yards rushing on 70 carries for season with three scores ... rushed for 117 yards in 13 carries vs. Alabama State, all in the second half, scoring on a 2-yard TD run ... starter against LSU, scoring on a 7-yard rush ... gained 45 yards on 10 carries at Ole Miss ... leading rusher at Georgia with 43 yards on four carries ... 45 yards rushing vs. Liberty, with a 25-yard TD run ... 33 yards rushing vs. Purdue in Music City Bowl

**HIGH SCHOOL:** Electric all-purpose back from Chaminade-Madonna Prep ... led the Lions to the Florida Class 3A state championships ... high school coach was Dameon Jones ... rushed for more than 6,000 yards in his prep career ... all-Broadward offensive player of year ... ESPN, Rivals, 247Sports four star ... one of the fastest prep sprinters in the nation, running the 100m in 10.29 and the 200m in 20.81

**PERSONAL:** Birthday is July 20 ... son of Joy McIntyre ... has a sister, Shankeise, and a brother, Marcus ... cousin Harry Adams was an All-America sprinter at Auburn ... studying in the College of Business

## SHIVERS' CAREER RUSHING STATS

YEAR	G/GS	NO	YDS	AVG	TD	LP/OPPONENT
2018	13/1	70	371	5.3	3	30/Georgia

## SHIVERS' CAREER RECEIVING STATS

YEAR	G/GS	NO	YDS	AVG	TD	LP/OPPONENT
2018	13/1	2	-8	-4.0	0	-2/Tennessee

## SHIVERS' CAREER GAME HIGH STATS

Rush Attempts ...	13	Alabama St.	9/8/18
Rush Yards.....	117	Alabama St.	9/8/18
Rush Long.....	30	at Georgia	11/10/18
Rush TD.....	1	3x (last: Liberty)	11/17/18
Receptions.....	1	2x (last: Tennessee)	10/13/18
Rec. Yards.....	-2	Tennessee	10/13/18
Rec. Long.....	-2	Tennessee	10/13/18
KO Returns.....	1	Tennessee	10/13/18
KOR Yards.....	7	Tennessee	10/13/18
KOR Long.....	7	Tennessee	10/13/18

## SHIVERS' GAME-BY-GAME RUSHING STATS

DATE	OPPONENT	ATT	YDS	Avg.	TD	TD YDS
9/1/18	vs. Washington	1	7	7.0	0	--
9/8/18	ALABAMA STATE	13	117	9.0	1	2
9/15/18	* LSU	7	25	3.6	1	7
9/22/18	ARKANSAS	2	1	0.5	0	--
9/29/18	SOUTHERN MISS	2	1	0.5	0	--
10/6/18	at Mississippi State	1	8	8.0	0	--
10/13/18	TENNESSEE	1	8	8.0	0	--
10/20/18	at Ole Miss	10	45	4.5	0	--
11/3/18	TEXAS A&M	2	11	5.5	0	--
11/10/18	at Georgia	4	43	10.8	0	--
11/17/18	LIBERTY	6	45	7.5	1	25
11/24/18	at Alabama	10	27	2.7	0	--
12/28/18	vs. Purdue (Music City)	11	33	3.0	0	--


# Player Bios



**JAYLIN SIMPSON** #26  
DB  
6-0 • 162 • Fr. • HS  
Brunswick, Ga. (Frederic Academy)  
Business

**HIGH SCHOOL:** Talented defender who projects as a safety ... 48 tackles, four interceptions as a senior for Coach Brandon Derrick's Knights at Frederica Academy, helping them to the state championship ... GISA all-state and all-region 2-3A ... consensus four-star recruit ... PrepStar All-America ... state high jump champion and a basketball and baseball letterman

**PERSONAL:** Birthday is March 17 ... son of Thaquanna Cannon ... has two siblings, Shakira and Lync ... a battle rapper ... studying in the College of Business at Auburn



**ARRYN SIROSS** #90  
P  
6-3 • 212 • Jr. • 1L  
Melbourne, Australia (Hallam Senior)  
Education

**2018:** Punter getting his first experience with American football ... honorable mention All-America (Pro Football Focus) ... earned the starting job before the Alabama State game ... averaged 44.2 yards per kick for the season (18th nationally), with 23-56 fair caught and 17 inside the 20 ... 10 kicks of 50+ ... long punt is 60 yards vs. Arkansas ... three kicks of 50+ in Texas A&M win ... two 50-yard punts vs. Alabama

**BEFORE AUBURN:** Punter who trained with Pro Kick Australia and Coach Nathan Chapman ... played five seasons of professional football with St. Kilda in the Australian Football League, scoring 22 career goals ... graduate of Hallam Senior Secondary College in Hallam, Victoria ... captained his high school team

**PERSONAL:** Birthday is November 25 ... son of Attila and Meredith Siross ... has a sister, Vanessa, and a brother, Tom ... married to Rachael Green ... studying in the College of Education ... enjoys playing golf

## SIROSS' CAREER PUNTING STATS


YEAR	G	NO	YDS	AVG	TB	FC	I20	50+	LPI/OPPONENT
2018	13	56	2476	44.2	4	23	17	10	60/Arkansas

## SIROSS' CAREER GAME HIGH STATS

Punts	8	2x (last: Texas A&M)	11/3/18
Punt Avg.	48.2	Texas A&M	11/3/18
Long Punt	60	Arkansas	9/22/18
Inside 20	2	6x (last: at Alabama)	11/24/18

## SIROSS' GAME-BY-GAME PUNTING STATS

DATE	OPPONENT	NO	YDS	AVG	IN20	Long
9/1/18	vs. Washington	2	87	43.5	0	47
9/8/18	ALABAMA STATE	2	76	38.0	1	40
9/15/18	LSU	5	235	47.0	1	55
9/22/18	ARKANSAS	5	236	47.2	2	60
9/29/18	SOUTHERN MISS	8	353	44.1	2	53
10/6/18	at Mississippi State	3	141	47.0	1	49
10/13/18	TENNESSEE	3	133	44.3	1	46
10/20/18	at Ole Miss	3	134	44.7	2	47
11/3/18	TEXAS A&M	8	386	48.2	1	54
11/10/18	at Georgia	6	242	40.3	2	44
11/17/18	LIBERTY	3	122	40.7	2	44
11/24/18	at Alabama	7	282	40.3	2	50
12/28.18	vs. Purdue (Music City)	1	49	49.0	0	4



**CLARKE SMITH** #53  
LS  
6-3 • 231 • Jr. • 1L  
Leeds, Ala. (Leeds)  
Engineering


**2018:** Back-up long snapper ... saw first career action vs. Alabama State

**2017:** Did not see any game action

**2016:** Did not see any game action ... SEC first-year Academic Honor Roll

**HIGH SCHOOL:** Back-to-back state champions (2014 & 2015) under Coach Keith Etheredge at Leeds High ... three time region champion ... also played golf, basketball, baseball and track and field ... member of National Honor Society, Quill and Scroll, Mu Alpha Theta ... student ambassador at Leeds

**PERSONAL:** Birthday is April 8 ... son of Anita Carlisle and stepson of Vic Williams ... has two sisters, Whitney and Hannah ... sister Whitney and cousin Carlisle were collegiate athletes ... studying in the College of Engineering ... AUConnect leader



**ELI STOVE** #12  
WR  
6-0 • 188 • Jr. • 2L  
Niceville, Fla. (Niceville)  
University

**2018:** Veteran receiver recovering from spring ACL injury ... 5-yard reception vs. LSU ... returned to action at Alabama with two receptions

**2017:** In the mix among the starting wide receivers ... 29 receptions for season ... three receptions against Georgia Southern for 22 yards ... four catches gained 45 yards vs. Mercer ... gained 56 yards rushing on three carries at Missouri ... 105 all-purpose yards vs. Mississippi State, with a 30-yard run and receptions of 57 and 18 yards ... three catches vs. Ole Miss ... three catches at Arkansas and a 45-yard rush, his longest of the season ... four catches gained 40 yards at Texas A&M, where he scored on a 4-yard rush ... four catches and rushed for 55 yards on four carries vs. Georgia ... 26-yard reception in SEC championship ... scored on a 7-yard run vs. UCF in Peach Bowl

**2016:** Appeared in 12 games as a true freshman with six starts ... 23 receptions for 224 yards for season ... 23 catches are sixth most by an Auburn freshman all-time ... saw first action against Arkansas State ... gained 20 yards on two catches vs. ULM ... 78-yard TD run on first play of Arkansas game was 16th-longest run in AU history and third-longest by a freshman ... finished with 94 yards on three carries against the Razorbacks ... five catches for 37 yards at Ole Miss ... two receptions vs. Vanderbilt and at Georgia ... had three receptions against Alabama A&M ... 55-yard reception from John Franklin III at Alabama was Auburn's longest completion of the regular season ... team-best four receptions in Sugar Bowl against Oklahoma for 39 yards

**HIGH SCHOOL:** Elusive receiver with career receiving totals of 1,878 yards on 136 catches with 22 TD for Coach John Hicks at Niceville High, helping the Eagles to the regional finals ... 978 all-purpose yards and 11 TD as a senior ... Under Armour All-America Game ... first team Class 6A all-state and NWF Daily News all-area and Dandy Dozen ... Rivals and ESPN rate him among top 15 WR prospects ... also a track letterman

**PERSONAL:** Birthday is January 21 ... son of Langston and Felicia Stove ... has two brothers, Zac and Jon ... musician who plays several instruments ... studying in the University College

# Player Bios

## STOVE'S CAREER RECEIVING STATS

YEAR	G/GS	NO	YDS	AVG	TD	LP/OPPONENT
2016	12/6	23	224	9.7	0	55/Alabama
2017	14/6	29	265	9.1	0	57/Mississippi St
2018	3/1	3	17	5.7	0	8/Alabama
Total	29/13	55	506	9.2	0	57/Mississippi St

## STOVE'S CAREER RUSHING STATS

YEAR	G/GS	NO	YDS	AVG	TD	LP/OPPONENT
2016	12/6	11	131	11.9	1	78/Arkansas
2017	14/6	30	315	10.5	2	45/Arkansas
2018	3/1	0	0	0.0	0	--
Total	29/13	41	446	10.9	3	78/Arkansas

## STOVE'S CAREER GAME HIGH STATS

Rush Attempts	.....3 2x (last: vs. UCF)	11/1/18
Rush Yds	.....94 Arkansas	10/22/16
Rush Long	.....78 Arkansas	10/22/16
Rush TD	.....1 3x (last: vs. UCF)	11/1/18
Receptions	.....5 at Ole Miss	10/29/16
Rec. Yds	.....87 at Alabama	11/26/16
Rec. Long	.....57 Mississippi State	9/30/17
A-P Yards	.....106 Arkansas	10/22/16

## STOVE'S GAME-BY-GAME RECEIVING STATS

DATE	OPPONENT	REC	YDS	Avg.	TD	TD YDS
9/3/16	CLEMSON			DID NOT PLAY		
9/10/16	ARKANSAS STATE	0	0	0.0	0	--
9/17/16	TEXAS A&M	0	0	0.0	0	--
9/24/16	LSU	0	0	0.0	0	--
10/1/16	ULM	2	20	10.0	0	--
10/8/16	at Mississippi State	0	0	0.0	0	--
10/22/16	* ARKANSAS	1	12	12.0	0	--
10/29/16	* at Ole Miss	5	37	7.4	0	--
11/5/16	VANDERBILT	2	9	4.5	0	--
11/12/16	* at Georgia	2	13	6.5	0	--
11/19/16	* ALABAMA A&M	3	7	2.3	0	--
11/26/16	* at Alabama	4	87	21.8	0	--
1/2/17	* vs. Oklahoma (Sugar)	4	39	9.8	0	--

DATE	OPPONENT	REC	YDS	Avg.	TD	TD YDS
9/2/17	* GA SOUTHERN	3	22	7.3	0	--
9/9/17	* at Clemson	0	0	0.0	0	--
9/16/17	MERCER	4	45	11.3	0	--
9/23/17	at Missouri	1	3	3.0	0	--
9/30/17	MISSISSIPPI STATE	2	75	37.5	0	--
10/7/17	* OLE MISS	3	17	5.7	0	--
10/14/17	at LSU	0	0	0.0	0	--
10/21/17	at Arkansas	3	6	2.0	0	--
11/4/17	at Texas A&M	4	40	10.0	0	--
11/11/17	* GEORGIA	4	14	3.5	0	--
11/18/17	* ULM	2	16	8.0	0	--
11/25/17	ALABAMA	1	0	0	0	--
12/2/17	* vs. Georgia (SEC)	1	26	26.0	0	--
1/1/18	vs. UCF (Peach)	1	1	1.0	0	--

DATE	OPPONENT	REC	YDS	Avg.	TD	TD YDS
9/1/18	vs. Washington			DID NOT PLAY		
9/8/18	ALABAMA STATE	0	0	0.0	0	--
9/15/18	* LSU	1	5	5.0	0	--
9/22/18	ARKANSAS			DID NOT PLAY		
9/29/18	SOUTHERN MISS			DID NOT PLAY		
10/3/18	at Mississippi State			DID NOT PLAY		
10/13/18	TENNESSEE			DID NOT PLAY		
10/20/18	at Ole Miss			DID NOT PLAY		
11/3/18	TEXAS A&M			DID NOT PLAY		
11/10/18	at Georgia			DID NOT PLAY		
11/17/18	LIBERTY			DID NOT PLAY		
11/24/18	at Alabama	2	12	6.0	0	--

## STOVE'S GAME-BY-GAME RUSHING STATS

DATE	OPPONENT	ATT	YDS	Avg.	TD	TD YDS
9/3/16	CLEMSON			DID NOT PLAY		
9/10/16	ARKANSAS STATE	0	0	0.0	0	--
9/17/16	TEXAS A&M	0	0	0.0	0	--
9/24/16	LSU	1	0	0.0	0	--
10/1/16	ULM	2	20	10.0	0	--
10/8/16	at Mississippi State	0	0	0.0	0	--
10/22/16	* ARKANSAS	3	94	31.3	1	78
10/29/16	* at Ole Miss	1	-2	-2.0	0	--
11/5/16	VANDERBILT	1	-1	-1.0	0	--
11/12/16	* at Georgia	1	12	12.0	0	--
11/19/16	* ALABAMA A&M	0	0	0.0	0	--
11/26/16	* at Alabama	0	0	0.0	0	--
1/2/17	* vs. Oklahoma (Sugar)	2	8	4.0	0	--


DATE	OPPONENT	ATT	YDS	Avg.	TD	TD YDS
9/2/17	* GA SOUTHERN	2	7	3.5	0	--
9/9/17	* at Clemson	1	6	6.0	0	--
9/16/17	MERCER	0	0	0.0	0	--
9/23/17	at Missouri	3	56	18.7	0	--
9/30/17	MISSISSIPPI STATE	1	30	30.0	0	--
10/7/17	* OLE MISS	2	36	18.0	0	--
10/14/17	at LSU	3	15	5.0	0	--
10/21/17	at Arkansas	1	45	45.0	0	--
11/4/17	at Texas A&M	3	10	3.3	1	4
11/11/17	* GEORGIA	4	55	13.8	0	--
11/18/17	* ULM	2	5	2.5	0	--
11/25/17	ALABAMA	2	8	4.0	0	--
12/2/17	* vs. Georgia (SEC)	3	19	6.3	0	--
1/1/18	vs. UCF (Peach)	3	23	7.7	1	7



**KAMERON** #62  
**STUTTS** OL  
 6-4 • 320 • RFr. • RS  
 Killen, Ala. (Brooks)  
 Education

**2018:** Freshman offensive lineman ... saw first career action vs. Alabama State  
**HIGH SCHOOL:** Agile offensive line prospect who helped the Brooks Lions to the Alabama state Class 5A playoffs ... high school coach was Brad Black ... Mr. Football finalist and Lauderdale County athlete of the year ... two-year first team all-state and super all-state as a senior ... Alabama-Mississippi All-Star Game ... two-year Times-Daily all-area in football and track and field ... ESPN, Rivals, 247Sports three star ... two-time state shot put champion ... member of National Honor Society, Boys' State delegate, FBLA state finalist

**PERSONAL:** Birthday is February 8 ... son of Stephanie Stutts ... has one sister, Krisslynn ... studying in the College of Education



**BILL** #60  
**TAYLOR** LS  
 6-3 • 226 • So. • 1L  
 Northport, Ala. (American Christian Academy)  
 Business

**2018:** Redshirt freshman who is the starting long snapper ... played in every game ... SEC Academic Honor Roll

**2017:** Backup long snapper who redshirted the 2017 season ... Academic Top Tiger and SEC first-year academic honor roll



# Player Bios

**HIGH SCHOOL:** Athletic long snapper who played for Coach Chris Smelley at American Christian Academy ... five-star prospect rated No. 2 nationally by Kohl's Kicking ... four-year starter for the Patriots ... National Honor Society president ... AB Honor Roll ... Tuscaloosa Forerunners leadership organization

**PERSONAL:** Birthday is August 28 ... son of Rafe and Cynthia Taylor ... dad was a long snapper and linebacker at Alabama ... has three siblings, Olivia, Trent and Mary Madison ... studying in the College of Business



**DANIEL THOMAS** #24  
**DB**

5-11 • 209 • Sr. • 3L  
Montgomery, Ala. (Robert E. Lee)  
Business

**2018:** Starter at strong safety ... 125 career tackles ... team-best eight tackles, PBU vs. Washington ... two interceptions vs. Alabama State, including a 29-yard touchdown ... four tackles vs. LSU ... leading tackler with six stops and a 40-yard fumble recovery against Arkansas ... three tackles vs. Southern Miss ... eight tackles vs. Mississippi State ... six tackles vs. Tennessee ... 10 tackles at Ole Miss ... career-best 12 tackles, a forced fumble and a TFL in the Texas A&M win ... nine tackles and forced a Georgia fumble ... six tackles at Alabama

**2017:** Strong safety contributor who often plays nickel ... three career interceptions ... 35 tackles for season ... interception, PBU, 2 tackles against Georgia Southern ... 3 tackles vs. Mercer ... 4 tackles and a fumble recovery at Missouri ... 5 tackles, PBU against Mississippi State ... 5 tackles vs. Ole Miss ... 6 tackles at LSU ... 4 tackles at Arkansas

**2016:** SEC all-freshman second team (Athlon) ... true freshman defensive back who played in 11 games ... saw first action against Arkansas State ... had one tackle vs. ULM ... two tackles at Mississippi State ... tackle at Ole Miss ... led team with five tackles, 1.5 TFL against Alabama A&M ... two interceptions in Alabama game, along with six tackles ... first Auburn freshman with two picks in a game since 2009 season ... first start came in Sugar Bowl against Oklahoma

**HIGH SCHOOL:** Speedy safety who recorded 87 tackles, five TFL, seven interceptions, two interception TD and three punt return TD as a senior for Coach Tyrone Rogers at Robert E. Lee High ... first team all-metro ... second team ASWA Class 7A all-state ... top 100 position prospect by Scout, 247 Sports ... National Honor Society ... also played basketball, track and tennis

**PERSONAL:** Birthday is July 1 ... son of Regina and Stanley Thomas ... has three brothers, Davy, Mario and Joshua ... received the 2019 Hard-Fighting Soldier award from the Fellowship of Christian Athletes ... studying in the College of Business

## THOMAS' CAREER DEFENSIVE STATS

YEAR	G/GS	TT	UT	AT	TFL-YDS	QBS-YDS	FF/FR	PD	I/YDS
2016	11/1	16	10	6	1.5-2	0.0-0	0/0	3	2/29
2017	14/1	35	19	16	0.0-0	0.0-0	0/1	4	1/0
2018	13/13	74	48	26	2.0-7	0.0-0	2/1	5	2/29
Total	38/15	125	77	48	3.5-9	0.0-0	2/1	12	5/58

## THOMAS' CAREER GAME HIGH STATS


Tackles.....	12	Texas A&M	11/3/18
TFL.....	1.5	Alabama A&M	11/19/16
PBU.....	2	3x (last: Alabama St.)	9/8/18
Interceptions.....	2	2x (last: Alabama St.)	9/8/18
FF.....	1	2x (last: at Georgia)	11/10/18
FR.....	1	2x (last: Arkansas)	9/22/18

## THOMAS' GAME-BY-GAME DEFENSIVE STATS

DATE	OPPONENT	TT	UT	AT	PD	INT-YDS
9/3/16	CLEMSON					DID NOT PLAY
9/10/16	ARKANSAS STATE	0	0	0	1	0-0
9/17/16	TEXAS A&M					DID NOT PLAY
9/24/16	LSU	0	0	0	0	0-0
10/1/16	ULM	1	0	1	0	0-0
10/8/16	at Mississippi State	2	1	1	0	0-0
10/22/16	ARKANSAS	0	0	0	0	0-0
10/29/16	at Ole Miss	1	0	1	0	0-0
11/5/16	VANDERBILT	0	0	0	0	0-0
11/12/16	at Georgia	0	0	0	0	0-0
11/19/16	ALABAMA A&M	5	4	1	0	0-0
11/28/16	at Alabama	6	5	1	0	2-29
1/2/17	* vs. Oklahoma (Sugar)	1	0	1	0	0-0

DATE	OPPONENT	TT	UT	AT	PD	INT-YDS
9/2/17	GA SOUTHERN	2	1	1	1	1-0
9/9/17	at Clemson	0	0	0	0	0-0
9/16/17	MERCER	3	2	1	0	0-0
9/23/17	at Missouri	4	2	2	0	0-0
9/30/17	MISSISSIPPI STATE	5	4	1	1	0-0
10/7/17	OLE MISS	5	3	2	0	0-0
10/14/17	at LSU	6	4	2	1	0-0
10/21/17	* at Arkansas	4	2	2	0	0-0
11/4/17	at Texas A&M	0	0	0	0	0-0
11/11/17	GEORGIA	0	0	0	0	0-0
11/18/17	ULM	1	0	1	0	0-0
11/25/17	ALABAMA	1	0	1	0	0-0
12/2/17	vs. Georgia (SEC)	1	0	1	0	0-0
1/1/18	vs. UCF (Peach)	3	1	2	0	0-0

DATE	OPPONENT	TT	UT	AT	PD	INT-YDS
9/1/18	* vs. Washington	8	7	1	1	0-0
9/8/18	* ALABAMA STATE	0	0	0	0	2-29
9/15/18	* LSU	4	2	2	0	0-0
9/22/18	* ARKANSAS	6	6	0	0	0-0
9/29/18	* SOUTHERN MISS	3	1	2	1	0-0
10/6/18	* at Mississippi State	8	2	6	1	0-0
10/13/18	* TENNESSEE	6	4	2	0	0-0
10/20/18	* at Ole Miss	10	5	5	0	0-0
11/3/18	* TEXAS A&M	12	9	3	0	0-0
11/10/18	* at Georgia	9	8	1	0	0-0
11/17/18	* LIBERTY	0	0	0	0	0-0
11/24/18	* at Alabama	6	3	3	0	0-0
12/28/18	* vs. Purdue (Music City)	2	1	1	0	0-0



**BARRETT TINDALL** #38  
**LB**

6-0 • 219 • So. • 1L  
Birmingham, Ala. (Briarwood)  
Engineering

**2018:** Walk-on linebacker ... saw first game action against Liberty ... SEC Academic Honor Roll

**2017:** Joined the team as a walk-on but did not see game action ... Academic Top Tiger and SEC first-year academic honor roll

**HIGH SCHOOL:** Three-year letterman for Coach Fred Yancey at Briarwood Christian ... first team All Over The Mountain ... Lions were 12-2 and state semifinalists his senior season ... first-team all-area in basketball, where he was team MVP and team captain ... also played lacrosse ... National Honor Society, Mu Alpha Theta math honor society, honors graduate

**PERSONAL:** Birthday is May 19 ... son of Craig and Amanda Tindall ... has two siblings, Sawyer and Mathis ... member of Phi Gamma Delta fraternity ... studying in the College of Engineering

# Player Bios



**TRENT TOWNSEND** #98 DL  
6-4 • 269 • Fr. • HS  
Kennesaw, Ga. (Kennesaw Mountain)  
Engineering

**HIGH SCHOOL:** Outstanding two-way performer for Coach Caleb Carmean at Kennesaw Mountain High ... Georgia Elite Classic All-Star Game ... also a wrestling letterman

**PERSONAL:** Birthday is March 24 ... son of Lemarcus Townsend and Chantel Townsend ... father played basketball at Lincoln ... has three siblings: Stevey, Raeya and Kaeydyn ... studying in the College of Engineering



**AUSTIN TROXELL** #68 OL  
6-6 • 310 • So. • 1L  
Huntsville, Ala. (Madison Academy)  
Business

**2018:** Second on the depth chart at right tackle ... saw first action against Washington ... played in 12 games

**2017:** Did not see any game action while redshirting ... Academic Top Tiger

**HIGH SCHOOL:** Versatile lineman who played both sides of the line of scrimmage for Coach Grant Reynolds and the Madison Academy Mustangs ... first team ASWA all-state and Class 4A all-Region 7 team ... Under Armour All-America Game ... ranked in ESPN's top 300 overall players and is a top 200 player according to 247 Sports and Scout ... consensus top 25 overall offensive tackle ... Rivals and ESPN top 15 player from Alabama ... 247 Sports state top 10 ... Scout No. 2 lineman in the state ... also played basketball

**PERSONAL:** Birthday is December 21 ... son of Matt and Christy Troxell ... has a brother, Alan, and a sister, Kayla ... studying in the College of Business



**TYRONE TRUESDELL** #94 DT  
6-2 • 310 • Jr. • 2L  
Augusta, Ga. (Lucy Laney)  
Business

**2018:** Second on the depth chart at defensive tackle .. three tackles, 0.5 TFL against Alabama State

**2017:** True freshman playing at defensive tackle ... TFL and fumble recovery at Missouri ... tackle and QB hurry vs. Ole Miss

**HIGH SCHOOL:** Run-stuffing defensive lineman who played for Coach Rodney McFadden and the Lucy Laney Wildcats ... 39 tackles, seven TFL, 2.5 sacks as a senior ... Border Bowl Team Georgia ... Augusta Chronicle Dream 16 ... first team all-Region 4AA and all-area ... ESPN four-star rating ... ranked among Top 40 prospects at his position by 247 Sports, ESPN, Rivals ... Top 50 prospect from state of Georgia by Scout, Rivals, ESPN, 247 Sports ... also throws the shot put

**PERSONAL:** Birthday is July 17 ... son of Lorraine Truesdell ... studying in the College of Business

## TRUESDELL'S CAREER DEFENSIVE STATS

YEAR	G/GS	TT	UT	AT	TFL-YDS	QBS-YDS	FF/FR	PD	I/YDS
2017	9/0	5	4	1	1.0-2	0.0-0	0/1	0	0/0
2018	12/0	9	5	4	0.5-1	0.0-0	0/0	1	0/0
Total	21/0	14	9	5	1.5-3	0.0-0	0/1	1	0/0

## TRUESDELL'S CAREER GAME HIGH STATS

Tackles.....	3	Alabama St.	9/8/18
TFL.....	1.0	at Missouri	9/23/17
FR.....	1	at Missouri	9/23/17
PBU.....	1	vs. Purdue	12/28/18

## TRUESDELL'S GAME-BY-GAME DEFENSIVE STATS

DATE	OPPONENT	TT	UT	AT	TFL-YDS	QBS-YDS
9/2/17	GA SOUTHERN	1	1	0	0.0-0	0.0-0
9/9/17	at Clemson	DID NOT PLAY				
9/16/17	MERCER	0	0	0	0.0-0	0.0-0
9/23/17	at Missouri	1	1	0	1.0-2	0.0-0
9/30/17	MISSISSIPPI STATE	0	0	0	0.0-0	0.0-0
10/7/17	OLE MISS	1	1	0	0.0-0	0.0-0
10/14/17	at LSU	0	0	0	0.0-0	0.0-0
10/21/17	at Arkansas	1	0	1	0.0-0	0.0-0
11/4/17	at Texas A&M	0	0	0	0.0-0	0.0-0
11/11/17	GEORGIA	DID NOT PLAY				
11/18/17	ULM	1	1	0	0.0-0	0.0-0
11/25/17	ALABAMA	DID NOT PLAY				
12/2/17	vs. Georgia (SEC)	DID NOT PLAY				
1/1/18	vs. UCF (Peach)	DID NOT PLAY				

DATE	OPPONENT	TT	UT	AT	TFL-YDS	QBS-YDS
9/1/18	vs. Washington	DID NOT PLAY				
9/8/18	ALABAMA STATE	3	1	2	0.5-1	0.0-0
9/15/18	LSU	1	1	0	0.0-0	0.0-0
9/22/18	ARKANSAS	1	1	0	0.0-0	0.0-0
9/29/18	SOUTHERN MISS	0	0	0	0.0-0	0.0-0
10/6/18	at Mississippi State	0	0	0	0.0-0	0.0-0
10/13/18	TENNESSEE	0	0	0	0.0-0	0.0-0
10/20/18	at Ole Miss	1	0	1	0.0-0	0.0-0
11/3/18	TEXAS A&M	1	0	1	0.0-0	0.0-0
11/10/18	at Georgia	0	0	0	0.0-0	0.0-0
11/17/18	LIBERTY	1	1	0	0.0-0	0.0-0
11/24/18	at Alabama	1	1	0	0.0-0	0.0-0
12/28/18	vs. Purdue (Music City)	0	0	0	0.0-0	0.0-0



**CHRISTIAN TUTT** #6 DB  
5-11 • 190 • So. • 1L  
Thomson, Ga. (Thomson)  
Business

**2018:** True freshman key in the rotation at cornerback ... 25 tackles for season ... four tackles, 32-yard punt return against Alabama State ... 23-yard interception in the fourth quarter of the Southern Miss game ... three tackles at Mississippi State ... first start came at Ole Miss, where he recorded four tackles ... 6-yard sack and key fourth-quarter 28-yard punt return in the Texas A&M win ... six tackles at Georgia ... five solo tackles vs. Purdue in Music City Bowl ... outstanding cornerback prospect who enrolled in January

**HIGH SCHOOL:** As a senior scored rushing, receiving, kick return and punt return touchdowns as a senior for Coach Rob Ridings at Thomson High ... led the Thomson Bulldogs to a 10-2 record and the semifinals of the Georgia 4A state playoffs ... compiled 51 tackles and had 522 yards of total offense with 11 touchdowns as a senior ... U.S. Army All-American Bowl ... ESPN, Rivals, 247Sports four star ... also ran track and played basketball

**PERSONAL:** Birthday is December 7 ... son of Chris and Rochelle Tutt ... has one brother, Christopher ... nephew of former NFL linebacker Danny Verdun Wheeler ... enrolled in the College of Business

# Player Bios

## TUTT'S CAREER DEFENSIVE STATS


YEAR	G/GS	TT	UT	AT	TFL-YDS	QBS-YDS	FF/FR	PD	I/YDS
2018	11/2	25	17	8	1.0-6	1.0-6	0/0	1	1/23

## TUTT'S CAREER GAME HIGH STATS

Tackles.....	6	at Georgia	11/10/18
TFL.....	1.0	Texas A&M	11/3/18
Sacks.....	1.0	Texas A&M	11/3/18
PBU.....	1	Southern Miss	9/29/18
Interceptions.....	1	Southern Miss	9/29/18
Punt Ret.....	1	2x (last: Texas A&M)	11/3/18
Punt Ret. Yards...	32	Alabama St.	9/8/18
Punt Reg. Long...	32	Alabama St.	9/8/18

## TUTT'S GAME-BY-GAME DEFENSIVE STATS

DATE	OPPONENT	TT	UT	AT	PD	INT-YDS
9/1/18	vs. Washington					DID NOT PLAY
9/8/18	ALABAMA STATE	4	2	2	0	0-0
9/15/18	LSU					DID NOT PLAY
9/22/18	ARKANSAS	0	0	0	0	0-0
9/29/18	SOUTHERN MISS	1	1	0	0	1-23
10/6/18	at Mississippi State	3	2	1	0	0-0
10/13/18	TENNESSEE	1	0	1	0	0-0
10/20/18	* at Ole Miss	4	2	2	0	0-0
11/3/18	TEXAS A&M	1	1	0	0	0-0
11/10/18	* at Georgia	6	4	2	0	0-0
11/17/18	LIBERTY	0	0	0	0	0-0
11/24/18	at Alabama	0	0	0	0	0-0
12/12/18	vs. Purdue (Music City)	5	5	0	0	0-0



**GARY WALKER** #97  
DE

6-0 • 283 • Sr. • 3L  
Toccoa, Ga. (Stephens County)  
Agriculture

**2018:** Veteran defensive end ... recovered a Liberty fumble

**2017:** Veteran defensive tackle ... saw action in five games

**2016:** Played in three games ... saw first career action against ULM, tackling their QB in the end zone for a safety ... solo tackle against Arkansas ... QB hurry vs. Alabama A&M


**2015:** Redshirted; did not see any game action

**HIGH SCHOOL:** Selected as MVP on defense for Coach Frank Barden at Stephens County High ... state runner-up in wrestling ... four-year track letterman ... golden mastery cords for all As his senior year

**PERSONAL:** Birthday is September 7 ... son of Sabrina and Gary Walker ... father played at Auburn and 11 years in the NFL ... has three siblings: Gavin, Garrison and Samara ... received his bachelor's degree from the College of Agriculture in May, 2019

## WALKER'S CAREER DEFENSIVE STATS

YEAR	G/GS	TT	UT	AT	TFL-YDS	QBS-YDS	FF/FR	PD	QBH
2016	3/0	2	2	0	1.0-1	0.0-0	0/0	0	1
2017	6/0	0	0	0	0.0-0	0.0-0	0/0	0	0
2018	6/0	2	0	2	0.0-0	0.0-0	0/1	0	0
Totals	15/0	4	2	2	1.0-1	0.0-0	0/1	0	1



**JACOB** #42


**VonESCHENBACH** Buck

6-1 • 211 • Jr. • 1L  
Enterprise, Ala. (Enterprise)  
Engineering

**2018:** Walk-on defensive lineman ... saw first career action vs. Alabama State

**HIGH SCHOOL:** Two-time defensive player of the week as a senior at Enterprise High ... led the Wildcats in TFL and recorded six sacks,, four forced fumbles and four fumble recoveries as a senior ... high school coach was David Faulkner ... a state qualifier in the discus ... National Honor Society, senior class treasurer, TSA treasurer

**PERSONAL:** Birthday is February 15 ... son of Thomas and Melissa vonEschenbach ... mother was a Tiger Paw at Auburn ... has two brothers, Josh and Jack ... IISE member ... played two years of rugby at Auburn before trying out for football ... studying in the College of Engineering



**BROOKS WALTON** #57  
LB

5-11 • 197 • R-Fr. • RS  
Little Rock, Ark. (Pulaski Academy)  
Engineering

**HIGH SCHOOL:** Team captain for Coach Kevin Kelley at Pulaski Academy ... helped the Bruins win four state titles ... 124 tackles, 10 sacks as a senior ... all-state linebacker as a junior and senior ... also a baseball and wrestling letterman ... National Honor Society, Mu Alpha Theta, National Merit Scholar

**PERSONAL:** Birthday is September 1 ... son of Kim and Jason Walton ... dad played baseball at Baylor, where mom was a member of the dance team ... has one sister, Malia ... member of Phi Gamma Delta and Auburn for Water ... studying in the College of Engineering ... SEC first-year academic honor roll

# Player Bios



**PRINCE TEGA WANOGHO JR.** #76  
OL  
6-7 • 305 • Sr. • 3L  
Delta State, Nigeria/Montgomery, Ala. (Edgewood) University College

**2018:** Starter at left tackle ... started every game ... all-SEC first team (Pro Football Focus)

**2017:** Began season as starter at left tackle ... could also wear jersey #98 ... starter at left tackle the first four games of the season, at LSU and Arkansas and against ULM

**2016:** Reserve offensive tackle ... played in 10 games ... saw first career action against Arkansas State ... SEC Academic Honor Roll

**2015:** Redshirted while recovering from injury ... Academic Top Tiger and SEC first-year Academic Honor Roll

**HIGH SCHOOL:** Outstanding line prospect with unlimited potential ... played his senior season for Coach Bobby Carr at Edgewood Academy ... AL.com A-List ... Rivals, Scout, 247 Sports and ESPN ranked him among the top 10 prospects in Alabama ... listed in 247 Sports and Rivals top 10 strong-side defensive ends ... also played basketball ... an accomplished swimmer

**PERSONAL:** Native of Delta State, Nigeria ... son of Prince Philip U.D. and Princess Onome Wanogho ... siblings: Kelvin, Tina, Princess, Dolly, Joy, Mimi, Gloria and Victoria ... home is Delta State, Nigeria ... birthday is November 22 ... earned his bachelor's degree in December, 2018, from the University College



**JATARVIOUS WHITLOW** #28  
RB  
6-0 • 210 • So. • 1L  
LaFayette, Ala. (LaFayette) Education

**2018:** Redshirt freshman tailback ... SEC all-freshman team ... third among Auburn all-time freshman rushers with 787 yards ... eight touchdowns for the season (6 rushing, 2 receiving) ... rushed for 28 yards on eight carries vs. Washington, scoring the game-winning TD on a 10-yard run with 6:15 remaining ... 122 yards rushing on 14 carries vs. Alabama State, all in the first half ... 104 yards rushing on 22 carries with a 7-yard touchdown run against LSU ... two rushing TD against Arkansas ... first start vs. Southern Miss ... 88 yards rushing at Mississippi State ... 170 yards rushing on 19 carries at Ole Miss; four catches for 38 yards and a TD gave him 208 all-purpose for the day ... threw a 9-yard TD pass to John Samuel Shenker at Georgia along with 26 yards rushing ... 61 yards rushing at Alabama ... Auburn bowl record scoring three touchdowns vs. Purdue on a 66-yard reception and runs of 2 and 1 yards, all in the first quarter

**2017:** Did not see any game action ... redshirted 2017 season

**HIGH SCHOOL:** Talented athlete who was a three-sport all-state performer ... ASWA Class 2A back of the year for Coach James Lucas' LaFayette Bulldogs ... passed for 2,292 yards, 29 touchdowns and rushed for 2,147 yards, 30 touchdowns as a senior ... Offense/Defense All-American Bowl offensive MVP ... 247 Sports ranks him among top 25 prospects in Alabama ... all-state in basketball and finalist for player of the year ... selected for AHSAA North-South basketball all-star game ... state champion in the long jump, triple jump, 200 meters and 400 meters

**PERSONAL:** Birthday is May 26 ... son of Pamela and Terrence Holloway ... has two brothers, Quan and T.Q., and two sisters, DeeDee and Tweety ... both brothers were collegiate athletes ... likes to sing ... studying in the College of Education

## WHITLOW'S CAREER RUSHING STATS

YEAR	G/GS	NO	YDS	AVG	TD	LP/OPPONENT
2018	13/5	150	787	5.2	6	54/Ole Miss

## WHITLOW'S CAREER RECEIVING STATS

YEAR	G/GS	NO	YDS	AVG	TD	LP/OPPONENT
2018	13/5	15	173	11.5	2	66/Purdue

## WHITLOW'S CAREER GAME HIGH STATS

Rush Attempts ...	22	LSU	9/15/18
Rush Yds. ....	170	at Ole Miss	10/20/18
Rush Long .....	54	at Ole Miss	10/20/18
Rush TD .....	2	2x (latest: vs. Purdue)	12/28/18
Receptions .....	4	at Ole Miss	10/20/18
Rec. Yards.....	66	vs. Purdue	12/28/18
Rec. Long.....	66	vs. Purdue	12/28/18
Rec. TD.....	1	2x (latest: vs. Purdue)	12/28/18
Pts Scored.....	18	vs. Purdue	12/28/18
Kick Ret. ....	2	vs. Washington	9/1/18
Kick Ret. Yds. ....	44	vs. Washington	9/1/18
Kick Ret. Long ...	36	LSU	9/15/18

## WHITLOW'S GAME-BY-GAME RUSHING STATS

DATE	OPPONENT	ATT	YDS	Avg.	TD	TD YDS
9/1/18	vs. Washington	8	28	3.5	1	10
9/8/18	ALABAMA STATE	14	122	8.7	0	--
9/15/18	LSU	22	104	4.7	1	7
9/22/18	ARKANSAS	13	49	3.8	2	5,15
9/29/18	* SOUTHERN MISS	4	23	5.8	0	--
10/3/18	at Mississippi State	8	88	11.0	0	--
10/13/18	* TENNESSEE	12	42	3.5	0	--
10/20/18	* at Ole Miss	19	170	8.9	0	--
11/3/18	TEXAS A&M	8	16	2.0	0	--
11/10/18	* at Georgia	9	26	2.9	0	--
11/17/18	LIBERTY	7	48	6.9	0	--
11/24/18	* at Alabama	19	61	3.2	0	--
12/28/18	vs. Purdue (Music City)	7	10	1.4	2	2,1

## WHITLOW'S GAME-BY-GAME RECEIVING STATS

DATE	OPPONENT	REC	YDS	Avg.	TD	TD YDS
9/1/18	vs. Washington	1	5	5.0	0	--
9/8/18	ALABAMA STATE	0	0	0.0	0	--
9/15/18	LSU	0	0	0.0	0	--
9/22/18	ARKANSAS	0	0	0.0	0	--
9/29/18	* SOUTHERN MISS	2	20	10.0	0	--
10/3/18	at Mississippi State	1	3	3.0	0	--
10/13/18	* TENNESSEE	1	3	3.0	0	--
10/20/18	* at Ole Miss	4	38	9.5	1	3
11/3/18	TEXAS A&M	1	15	15.0	0	--
11/10/18	* at Georgia	2	-4	-2.0	0	--
11/17/18	LIBERTY	0	0	0.0	0	--
11/24/18	* at Alabama	2	27	13.5	0	--
12/28/18	vs. Purdue (Music City)	1	66	66.0	1	66



**D.J. WILLIAMS** #3  
RB  
5-10 • 216 • Fr. • HS  
Lake Placid, Fla. (Sebring) Business

**HIGH SCHOOL:** Gifted running back who enrolled at Auburn in January ... had an outstanding senior season, rushing for 1,221 yards, 21 TD and passing for 1,113 yards, 13 TD for Coach LaVaar Scott and the Sebring High Blue Streaks ... two-year all-Highlands ... ESPN rates him as a four-star prospect at running back ... ranked as the No. 24 (24/7), 27 (ESPN), 29 (Rivals) overall running back recruit nationally ... also a baseball letterman

**PERSONAL:** Birthday is November 15 ... son of Ayicia Goldsmith and Dederian Williams ... has nine siblings: Koel, Bailey, Brasen, Keelan, Qui, Si, Ney, Kayla and Tay ... nephew of NFL great Edgerrin James ... studying in the College of Business



# Player Bios



**SETH WILLIAMS** #18  
WR  
6-3 • 224 • So. • 1L  
Cottondale, Ala. (Bryant)  
University College

**2018:** True freshman receiver with nine starts for the season ... SEC all-freshman team ... 534 yards receiving on 26 catches (20.5 avg. led the SEC) with five touchdowns ... among all-time Auburn freshman receivers, ranks second in touchdowns scored (5), third in receiving yards (534) and fourth in catches made (26) ... two catches for 37 yards in his first college game vs. Washington ... starter vs. Alabama State ... two receptions gained 35 yards vs. LSU ... 10-yard reception vs. Arkansas ... 46-yard touchdown catch from Stidham vs. Southern Miss ... 14-yard touchdown catch in fourth quarter against Tennessee ... catches of 62 and 21 yards at Ole Miss ... two 11-yard TD catches from Stidham in the Texas A&M victory, including the gamewinner with 1:41 remaining ... 109 yards receiving on five catches vs. Liberty, with a 45-yard touchdown reception from Stidham ... two receptions gained 55 yards vs. Purdue in Music City Bowl ... SEC freshman of week: Texas A&M

**HIGH SCHOOL:** Versatile contributor at receiver and safety who helped Bryant High to an Alabama Class 6A state playoff berth ... high school coach was Eldrick Hill ... Alabama-Mississippi All-Star Game ... ESPN, Rivals, 247Sports four star ... fifth-rated player in Alabama according to 247Sports ... ranked as the No. 10 athlete nationally by ESPN ... also an all-state honoree in basketball and a state medalist in the long jump and high jump

**PERSONAL:** Birthday is April 10 ... son of Robert Williams and Tonya Williams ... has one sister, Shanquela ... studying in the University College

## WILLIAMS' CAREER RECEIVING STATS

YEAR	G/GS	NO	YDS	AVG	TD	LP/OPPONENT
2018	13/9	26	534	20.5	5	62/Ole Miss

## WILLIAMS' CAREER GAME HIGH STATS

Receptions.....	5	2x (last: Liberty)	11/17/18
Rec. Yards.....	109	Liberty	11/17/18
Rec. Long.....	62	Ole Miss	10/20/18
Rec. TD.....	2	Texas A&M	11/3/18

## WILLIAMS' GAME-BY-GAME RECEIVING STATS

DATE	OPPONENT	REC	YDS	Avg.	TD	TD YDS
9/1/18	vs. Washington	2	37	18.5	0	--
9/8/18	* ALABAMA STATE	0	0	0.0	0	--
9/15/18	LSU	2	35	17.5	0	--
9/22/18	ARKANSAS	1	10	10.0	0	--
9/29/18	* SOUTHERN MISS	2	60	30.0	1	46
10/3/18	* at Mississippi State	0	0	0.0	0	--
10/13/18	* TENNESSEE	5	85	17.0	1	14
10/20/18	* at Ole Miss	2	83	41.5	0	--
11/3/18	* TEXAS A&M	2	22	11.0	2	11,11
11/10/18	at Georgia	3	38	12.7	0	--
11/17/18	* LIBERTY	5	109	21.8	1	45
11/24/18	* at Alabama	0	0	0.0	0	--
12/28/18	* vs. Purdue (Music City)	2	55	27.5	0	--



**JAY JAY WILSON** #42  
HB  
6-3 • 249 • Sr.  
Valencia, Calif. (Valencia)  
Education

**ARIZONA STATE:** Played in only four games during the 2018 season ... moved to linebacker during the 2017 campaign ... 12 tackles vs. North Carolina State in the Sun Bowl ... interception returned for touchdown vs. Utah ... scored three receiving touchdowns (two vs. Washington) in 2016 as a sophomore ... played in 11 games as a freshman on special teams in 2015

**HIGH SCHOOL:** Productive player at Valencia High for Coach Larry Muir ... 165 career catches for 2,538 yards (15.4 avg.) with 19 touchdowns ... 714 career rushing yards with 18 scores ... 56 tackles and two interceptions as a Senior ... four-star prospect according to 247 Sports, Rivals, Scout

**PERSONAL:** Birthday is September 13 ... son of Joe Wilson ... one of 16 siblings in his extended family ... younger brother Jayvaun plays football for Oregon ... earned his bachelor's degree in liberal studies from Arizona State in May, 2019 ... working toward a master's degree in adult education in the College of Education at Auburn



**COLBY WOODEN** #25  
Buck  
6-4 • 243 • Fr. • HS  
Lawrenceville, Ga. (Archer)  
Engineering

**HIGH SCHOOL:** Athletic defender with plenty of potential ... enrolled at Auburn in January ... key contributor for Coach Andy Dyer and the Archer High Tigers, advancing to the state Class 7A semifinals ... first team all-state, all-county and all-region ... 24/7 and Rivals rate him as a four-star prospect ... ranked No. 19 (Rivals), 21 (24/7), 28 (PrepStar) overall nationally at his position and No. 34 (Rivals), 38 (24/7) among recruits from the state of Georgia

**PERSONAL:** Birthday is December 21 ... son of Nicole and Irvin Wooden ... has a younger brother, Caleb ... studying in the College of Engineering

# Player Bios



**CHANDLER** #31  
**WOOTEN** LB  
 6-2 • 228 • Jr. • 2L  
 Acworth, Ga. (North Cobb)  
 Liberal Arts

**2018:** Second on the depth chart at sam linebacker ... 10 tackles for season ... three tackles vs. Alabama State ... first start came against Tennessee ... two tackles vs. Liberty

**2017:** True freshman in a backup role at middle linebacker ... two tackles against Mississippi State ... four tackles vs. Ole Miss ... two tackles at Arkansas ... enrolled in January

**HIGH SCHOOL:** Registered 124 tackles and 15 TFL as a senior at North Cobb High ... Class 7A all-state and regional defensive player of the year for Coach Shane Queen ... Under Armour All-America Game

**PERSONAL:** Birthday is April 25 ... son of Kelvin and Sandra Wooten ... has two brothers, Preston and Grant ... received the 2019 Hard-Fighting Soldier award from the Fellowship of Christian Athletes ... studying in the College of Liberal Arts

## WOOTEN'S CAREER DEFENSIVE STATS

YEAR	G/GS	TT	UT	AT	TFL-YDS	QBS-YDS	FF/FR	PD	QBH
2017	8/0	8	4	4	0.0-0	0.0-0	0/0	0	0
2018	9/2	10	2	8	0.0-0	0.0-0	0/0	0	0
Total	17/2	18	6	12	0.0-0	0.0-0	0/0	0	0

## WOOTEN'S CAREER GAME HIGH STATS

Tackles.....4 Ole Miss 10/7/17

## WOOTEN'S GAME-BY-GAME DEFENSIVE STATS

DATE	OPPONENT	TT	UT	AT	TFL-YDS	QBS-YDS
9/2/17	GA SOUTHERN	0	0	0	0.0-0	0.0-0
9/9/17	at Clemson				DID NOT PLAY	
9/16/17	MERCER				DID NOT PLAY	
9/23/17	at Missouri	0	0	0	0.0-0	0.0-0
9/30/17	MISSISSIPPI STATE	2	1	1	0.0-0	0.0-0
10/7/17	OLE MISS	4	3	1	0.0-0	0.0-0
10/14/17	at LSU	0	0	0	0.0-0	0.0-0
10/21/17	at Arkansas	2	0	2	0.0-0	0.0-0
11/4/17	at Texas A&M	0	0	0	0.0-0	0.0-0
11/11/17	GEORGIA				DID NOT PLAY	
11/18/17	ULM	0	0	0	0.0-0	0.0-0
11/25/17	ALABAMA				DID NOT PLAY	
12/2/17	vs. Georgia (SEC)				DID NOT PLAY	
1/1/18	vs. UCF (Peach)				DID NOT PLAY	

DATE	OPPONENT	TT	UT	AT	TFL-YDS	QBS-YDS
9/1/18	vs. Washington				DID NOT PLAY	
9/8/18	ALABAMA STATE	3	1	2	0.0-0	0.0-0
9/15/18	LSU	0	0	0	0.0-0	0.0-0
9/22/18	ARKANSAS	0	0	0	0.0-0	0.0-0
9/29/18	SOUTHERN MISS				DID NOT PLAY	
10/6/18	at Mississippi State				DID NOT PLAY	
10/13/18	* TENNESSEE	3	1	2	0.0-0	0.0-0
10/20/18	at Ole Miss	1	0	1	0.0-0	0.0-0
11/3/18	* TEXAS A&M	1	0	1	0.0-0	0.0-0
11/10/18	at Georgia				DID NOT PLAY	
11/17/18	LIBERTY	2	0	2	0.0-0	0.0-0
11/24/18	at Alabama	0	0	0	0.0-0	0.0-0
12/28/18	vs. Purdue	0	0	0	0.0-0	0.0-0

# Administration

**Dr. Jay Gogue**  
*Interim President*



Dr. Jay Gogue returned to his alma mater on July 16, 2007, as Auburn University's 18th president and retired as president emeritus on July 1, 2017. He was appointed by the university's Board of Trustees to serve as interim president effective July 8, 2019. The Waycross, Ga., native earned bachelor's and master's degrees from Auburn and a doctorate in horticulture from Michigan State University.

During his tenure as president, the academic strength of Auburn's student population increased, a new research center was established in Huntsville, Ala., a common book program that generates a shared academic experience was instituted, and outreach partnerships with underserved schools in surrounding communities were established. His leadership during a period of sharp reductions in state support for the university budget protected Auburn's academic quality and prevented elimination of academic programs. Since his retirement, Dr. Gogue has remained engaged in the realm of academia, advising colleagues at numerous universities and teaching a course on higher education leadership to Auburn students.

Dr. Gogue was selected in 2013 for the Michigan State University Distinguished Alumni Award. In 2012, he was inducted into the Alabama Academy of Honor, a group of 100 Alabamians "chosen for accomplishment or service greatly benefitting or reflecting great credit on the State."

Before returning to Auburn, Dr. Gogue served as president of New Mexico State University beginning in 2000 and, in 2003, he was named president of the University of Houston and chancellor of the University of Houston System. He started his higher education administration career in 1986 at Clemson University as vice president for research and vice president/vice provost for agriculture and natural resources. Utah State University selected him as provost in 1995.

Dr. Gogue is a member of the Phi Kappa Phi and Golden Key honor societies, Sigma Chi Fraternity, Sigma Xi scientific research society and the National Society of Scabbard and Blade, the honorary military society for all branches of service. He met his wife, Susie, in the 8th grade, and they married during their undergraduate years at Auburn. Like Dr. Gogue, Mrs. Gogue also earned two Auburn degrees. They are the parents of three children and have one grandchild.

**Allen Greene**  
*Director of Athletics*



Allen Greene, known as a dynamic and energetic leader, is in his second year at Auburn after being named the program's 15th director of athletics on January 18, 2018. Greene served in the same capacity at the University at Buffalo from November 2015 until his arrival at Auburn.

One of the youngest athletics directors in the NCAA power five ranks, Greene, 42, is highly regarded by his peers. He is actively engaged in the National Association of Collegiate Directors of Athletics, Minority Opportunities Athletics Association, and LEAD1, an association dedicated to preparing today's students to be tomorrow's leaders.

Auburn has achieved great success competitively under Greene's leadership as 22 programs have finished ranked in the top 25 nationally, including eight programs in the top 10. The Auburn equestrian program has won a pair of national championships since his arrival and the men's and women's golf programs each advanced to the national semifinals once.

The 2018-19 academic year was historic as the men's basketball program made its first-ever trip to the Final Four, while the baseball program returned to the College World Series for the first time in 22 years.

Academically during Greene's time at Auburn, 177 athletes have earned their degrees and 331 have been named to the SEC Academic Honor Roll.

Greene's tenure as director of athletics at the University at Buffalo is noted for success on the field and in the classroom, as well as donor and corporate development efforts that led to an array of facility enhancements.

Prior to being named AD at Buffalo, Greene served as the senior associate athletic director for administration and deputy director of athletics at UB. Greene previously worked in fundraising at Ole Miss and two years as an athletics fundraiser for Notre Dame and five years in its compliance office.

A graduate of Notre Dame with a degree in finance, Greene was a three-year starter for the Fighting Irish baseball team and played three years in the New York Yankees minor league system. Greene later received his master's degree from Indiana University's South Bend campus.

Greene and his wife, Christy, have three children, daughters Rian and Seneca, and son Samuel.

# Head Coach Gus Malzahn



In six years as head coach at Auburn, Gus Malzahn has led the Tigers to six consecutive bowl games, a Southeastern Conference Championship, two SEC West Division titles and an appearance in the 2014 BCS National Championship Game. Malzahn has directed Auburn to four New Year's Day bowl games.

Malzahn, 62-30 in seven seasons as a head coach, has directed teams to seven conference championship game appearances in his 13 seasons as a collegiate coach, including

a pair of SEC Championships at Auburn (2010, 2013) and a Sun Belt Championship at Arkansas State in 2012.

The 2013 Bear Bryant, Bobby Bowden, Eddie Robinson, Home Depot, Sporting News, SB Nation, Liberty Mutual and Associated Press National Coach of the Year, Malzahn earned SEC Coach of the Year honors after guiding Auburn to the biggest turnaround in SEC history.

He led the Tigers to a 12-2 record and one of the most memorable seasons in school history in 2013, with historic wins over Georgia and Alabama and a record-setting SEC Championship win over Missouri. He became just the third coach in SEC history to win an SEC title in his first year at a school, joining LSU's Bernie Moore in 1935 and Ole Miss' John Vaught in 1947.

The second-longest active tenured head coach at one school in the SEC, Malzahn is one of only nine active FBS head coaches that have played in a national championship game. During his time at Auburn, the Tigers are one of three SEC schools to play in multiple SEC Championships games and play for a national championship.

Last season, the Tigers posted a 8-5 regular season record while facing six opponents that were ranked in the final College Football Playoff Top 25 (four of those played away from home), including four teams of the top 11 teams. The Tigers capped the season with an impressive 63-14 win over Purdue in the Music City Bowl. With Malzahn at the helm calling the plays, the Tigers' 63 points were a new SEC bowl game record for points, and the 56 first-half points were the most ever by a college football team in one half of a bowl game.

Senior wideout Ryan Davis became the school's most prolific pass catcher in school history and combined with quarterback Jarrett Stidham to become the top pass-catching duo in Auburn history. Defensively, the Tigers were led by senior linebacker Deshaun Davis and junior Derrick Brown who received first and second team All-SEC honors, respectively. The Tiger defense held opponents to just seven rushing scorers, tied for the fewest in the nation.

In 2017, Malzahn's team reached as high as No. 2 in the College Football Playoff Poll and played in the SEC Championship Game for the second time in five seasons, knocking off No. 1 Georgia and No. 1 Alabama in a November to remember on The Plains. It was the first time in poll history that a program has defeated two top-ranked teams during the same regular season.

The 2017 Tigers were one of four FBS teams to average more than 225 yards rushing and 225 yards passing and averaged 37.1 points per game in league play. Auburn averaged 40.9 points and 491.1 yards in SEC action, both program bests, while winning five of seven conference games by 21 points or more.

## PERSONAL

**Hometown** Fort Smith, Arkansas  
**Wife** Kristi  
**Children** daughters: Kylie and Kenzie

## EDUCATION

**College** Henderson State University (1990)

## PLAYING EXPERIENCE

**1984-85** Arkansas (wide receiver)  
**1988-89** Henderson State (receiver, punter)

## COACHING EXPERIENCE

**1991-95** **Hughes (Ark.) High School**  
*Defensive Coordinator (1991)*  
*Head Coach (1992-95)*

**1996-2000** **Shiloh (Ark.) High School**  
*Head Coach*

**2001-05** **Springdale (Ark.) High School**  
*Head Coach*

**2006** **Arkansas**  
*Offensive Coordinator/Wide Receivers*

**2007-08** **Tulsa**  
*Assistant Head Coach*  
*Co-Offensive Coordinator/Quarterbacks*

**2009-11** **Auburn**  
*Offensive Coordinator/Quarterbacks*

**2012** **Arkansas State (9-3)**  
*Head Coach*

**2013-** **Auburn (53-27)**  
*Head Coach*

In 2016, Malzahn's team won six consecutive games, the third longest win streak by Auburn in 12 years, while finishing second in the nation's most difficult division, the SEC West. Under his direction, the 2016 Tigers ranked in the top 50 nationally in total offense and total defense, an Auburn first since 2005.

Auburn's balance in 2016 was displayed by a team that ranked first in the SEC and sixth nationally in rushing, coupled with a defense that was seventh in the country in scoring defense and 28th in total defense. The special team units, traditionally been a strong point under Malzahn, were led by the strong leg of All-America and Groza Award finalist kicker Daniel Carlson.

In 2015, the youthful Tigers, which lost 14 players to the NFL from the previous season, faced 11 bowl teams en route to a Birmingham Bowl victory over Memphis. Malzahn's 2014 team was ranked in the nation's top 10 for a majority of the season before finishing 8-5 after navigating the nation's most difficult schedule featuring seven ranked foes.

He has produced 15 1,000-yard rushers in 12 seasons as a college coach, including Heisman Trophy finalist Tre Mason (1,816) and Nick Marshall (1,068) in 2013 and Cameron-Artis Payne (1,608) in 2014. Kamryn Pettway ran for 1,123 yards in 2016 despite missing significant time with injuries and Kerryon Johnson led the SEC with 1,320 yards in 2017.



# Head Coach Gus Malzahn

---

On three occasions, Malzahn has had two 1,000-yard rushers in the same season: 2013 (Auburn), 2010 (Auburn) and 2006 (Arkansas). Malzahn has also coached five 1,000-yard receivers and three 3,000-yard passers. His 2007 Tulsa team had three 1,000-yard receivers.

Since Malzahn's arrival, Auburn has the top rushing offense in the SEC, averaging 240.3 yards per game. In 2013, Auburn led the nation in rushing at 328.3 yards per game, the first SEC team ever to do so. Three of the top six team rushing totals in SEC history (2010, 2013, 2016) have come under Malzahn's leadership.

Auburn was just the second team in SEC history to gain more than 7,000 yards of total offense in a season in 2013, finishing the year with 7,018 yards; the other was Texas A&M in 2012.

The Tigers set a school record with 48 rushing touchdowns in 2013 and set a school record against SEC opponents with 677 yards of total offense vs. No. 5 Missouri in the SEC Championship Game. The Tigers set SEC Championship Game team records with 26 rushing first downs, 74 rushing attempts, 545 rushing yards and seven rushing touchdowns.

Tre Mason, a Heisman Trophy finalist and 2013 SEC Player of the Year, ranked third in the nation with 23 touchdowns, was fifth nationally with 1,816 yards rushing, sixth with 10.7 points per game, sixth with 169.57 all-purpose yards per game and eighth with 129.7 rushing yards per game. Mason set the Auburn single-season record with 1,816 rushing yards and 2,374 all-purpose yards, and was second with 317 rushing attempts. His 46 rushing attempts and 304 rushing yards vs. No. 5 Missouri set SEC Championship Game records and fell three yards shy of the Auburn record.

In his six seasons, a total of 26 Tigers have been selected in the National Football League draft, nearly doubling the 16 Auburn players drafted in the previous six seasons from 2008-13. This includes first round picks Greg Robinson (No. 2 overall) and Dee Ford (No. 23) of the 2014 draft. This past spring, Auburn's six picks were the program's most since the NFL Draft was reduced to seven rounds in 1994 and its most since 1991.

Malzahn has coached 12 All-Americans as head coach at Auburn: RB Tre Mason (2013), RS Chris Davis (2013), OT Greg Robinson (2013), C Reese Dismukes (2013-14), PK Daniel Carlson (2015-16-17), DL Carl Lawson (2016), DL Montravius Adams (2016), OL Alex Kozan (2016), OL Braden Smith (2016-17), DB Carlton Davis (2017), DL Jeff Holland (2017), and RB Kerryon Johnson (2017). Dismukes was named the 2014 Rimington Award winner as the nation's top center and Carlson was a three-time Lou Groza Award finalist.

The Tigers have faced the nation's most difficult schedule collectively during Malzahn's six years on The Plains facing 28 ranked opponents, including 15 in the top 10. Auburn was the nation's only program in 2016 to face both the No. 1 and No. 2 ranked programs and in 2017 it faced three of the four CFP Semifinalists a total of four times, earning two wins.

Malzahn and his coaching staff have been highly successful on the recruiting trail, recording five consecutive Top 10 nationally ranked recruiting classes, a first in the program's history.

Academically, Malzahn's Tigers have excelled as 100-plus players have graduated since his arrival. In the fall 2016 semester a program-best 56 players posted a 3.0 grade point average.

Malzahn, who won the Broyles Award as the nation's top assistant coach in 2010 while helping the Tigers to the national title, returned to Auburn after serving as the head coach at Arkansas State in 2012, where he led the program to the Sun Belt Conference title.

As offensive coordinator, Malzahn made an immediate impact during his tenure at Auburn, highlighted by a record-setting offense in 2010 when the Tigers finished 14-0 and claimed the school's first national title since 1957.

Malzahn's arrival in 2009 and style of offense marked a drastic turnaround from the 2008 season when Auburn struggled offensively. In a two-year period, the Tigers improved from a tie for 110th to seventh in the nation in scoring offense (from 17.3 to 41.2) and from 104th to seventh in total offense.

The 2010 Auburn offense set nine school records, while leading the SEC and finished in the top 10 nationally in six statistical categories. He coached Heisman Trophy winner Cam Newton, who had one of the best single-season performances at the position in college football history. Newton threw for 2,908 yards and 30 touchdowns, while rushing for 1,586 yards and 20 TDs. Newton, the No. 1 overall draft pick in the 2011 NFL Draft, also won the Davey O'Brien, Manning and Maxwell Award.

During two seasons (2007-08) at Tulsa, Malzahn's offenses were among the nation's finest, ranking first nationally in total offense. Tulsa's offense in 2007 established nine team and 12 individual school records; the 2008 Tulsa offense averaged 569.9 yards per game and was second nationally averaging 47.2 points per games. Malzahn spent one season at Arkansas as offensive coordinator, coaching Heisman Trophy runner-up Darren McFadden and helping the SEC West champion Razorbacks finish fourth nationally in rushing offense.

Malzahn's coaching career began in his home state of Arkansas at the high school level. In 14 seasons as a high school head coach, Malzahn led seven teams to the state championship game and won three titles. In July 2013, he was inducted into the Arkansas High School Sports Hall of Fame.

Born in Irving, Texas, Malzahn graduated from high school in Fort Smith, Ark., and played football at Arkansas and Henderson State, earning his bachelor's degree from Henderson in 1990.

Malzahn is married to the former Kristi Otwell and they are the parents of two daughters, Kylie (Collin) Peek and Kenzie (Charl) Stander. In March 2018, the Malzahns became grandparents with the birth of grandson Anderson James Peek.

# Assistant Coaches



## Kodi Burns

### CO-OFFENSIVE COORDINATOR/WIDE RECEIVERS

#### PERSONAL

**Hometown** Fort Smith, Arkansas

#### EDUCATION

**College** Auburn University (2011)

#### PLAYING EXPERIENCE

**2007-10** Auburn (quarterback/receiver)

#### COACHING EXPERIENCE

**2012** **Arkansas State**

*Graduate Assistant*

**2013** **Auburn**

*Graduate Assistant*

**2014** **Samford**

*Running Backs*

**2015** **Middle Tennessee State**

*Wide Receivers*

**2016** **Arizona State**

*Running Backs*

**2016-** **Auburn**

*Co-Offensive Coordinator/Wide Receivers*

#### POSTSEASON EXPERIENCE

**Player** – 2007 Chick-fil-A, 2010 Outback, 2011 BCS National Championship

**Coach** – 2013 GoDaddy.com, 2014 BCS National Championship Game, 2015 Popeyes Bahamas, 2017 Sugar, 2018 Chick-fil-A Peach, 2018 Music City

Former Auburn offensive standout Kodi Burns returned to his alma mater for the 2016 season as co-offensive coordinator and wide receivers coach. In his fourth season, Burns will assume the duties of passing game coordinator for the Tigers in 2019.

Auburn set all-time records for bowl game scoring and total offense in 2018 in a 63-14 win over Purdue; Ryan Davis finished his career as Auburn's all-time receptions leader (178) and freshman Seth Williams led the SEC and ranked 10th nationally in yards per reception (20.54). Darius Slayton was drafted by the New York Giants, and Davis signed with the New England Patriots.

In 2017, Auburn became just the eighth team in SEC history to rush and pass for 3,000 yards in a season, and set an Auburn record scoring 327 points in SEC play, winning the SEC West and playing in the Chick-fil-A Peach Bowl. Junior Ryan Davis set an Auburn record with 84 receptions, ranking second in the SEC and 20th nationally in catches per game.

In 2016, 13 different Auburn receivers caught a pass of at least 20 yards, and the Tigers ranked fourth in school history in total offensive yards (5,730).

Burns has already been part of two Auburn BCS National Championship appearances. As a senior wide-out in 2010, he helped the Tigers to a perfect season and the BCS National Championship, scoring the opening touchdown on a 35-yard pass reception in the Tigers' BCS win over Oregon. Burns served as a graduate assistant for offense in 2013, helping Auburn win another SEC Championship and an appearance in the 2014 BCS National Championship game.

Burns, who played at Auburn from 2007-10, came back to his alma mater from Arizona State, where he had been named the running backs coach after the 2015 season. In 2015, Burns served as wide receivers coach at Middle Tennessee State, where he mentored Richie James and Ed Battlies. James led Conference USA with 108 receptions and his 1,346 receiving yards were third in the conference. Battlies' 82 receptions and 1,048 receiving yards ranked fourth and fifth respectively in Conference USA.

Burns was the running backs coach at Samford University in 2014. Under Burns' guidance, Bulldog ballcarrier Denzel Williams tallied more than 1,000 all-purpose yards, including 918 rushing yards and 16 touchdowns, earning all-Southern Conference honors.


In 2013, Burns worked with Auburn's offense as a graduate assistant, as the Tigers led the nation in rushing (328.3 yds/game), and ranked 11th in total offense (501.3 yds/game) and 12th in scoring offense (39.5 pts/game). Running back Tre Mason was a Heisman Trophy finalist and the SEC Offensive Player of the Year; he set Auburn single-season records with 2,374 all-purpose yards and 1,816 rushing yards.

Burns began his coaching career in 2012 as a graduate assistant at Arkansas State under Gus Malzahn. The Red Wolves won the Sun Belt Conference with a 10-3 record and Burns helped an offense that included a 3,000-yard passer, a 1,000-yard receiver and a 1,000-yard rusher.

From 2007-10, Burns earned four varsity letters at Auburn, excelling in a variety of roles. He was a quarterback his first two seasons at Auburn; in 2007, he became the first Auburn true freshman quarterback to start a game since Gabe Gross in 1998. He moved to wide receiver for the second half of his career, collecting nearly 2,300 total yards and 22 career touchdowns.

A native of Fort Smith, Ark., Burns earned his bachelor's degree from Auburn in exercise science in 2011.

# Assistant Coaches



# Kenny Dillingham

## OFFENSIVE COORDINATOR/QUARTERBACKS

### PERSONAL

**Hometown** Scottsdale, Arizona  
**Wife** Briana

### EDUCATION

**College** Arizona State University (2012)

### COACHING EXPERIENCE

**2007-12** Chaparral (Ariz.) HS  
**2014-15** Arizona State  
*Tight Ends*  
**2016-18** Memphis  
*Quarterbacks (2016-18)*  
*Tight Ends (2017)*  
*Offensive Coordinator (2018)*  
**2018-** Auburn  
*Offensive Coordinator/Quarterbacks*

### POSTSEASON EXPERIENCE

**Coach** – 2014 Sun, 2016 Cactus, 2016 Boca Raton,  
2017 AutoZone Liberty, 2018 Birmingham

Kenny Dillingham joined the Auburn coaching staff in December 2018 as quarterback coach and offensive coordinator.

Prior to joining Auburn, Dillingham had been on the University of Memphis staff from 2016-18, most recently as offensive coordinator and quarterbacks coach.

A high-energy coach, Dillingham helped Memphis in 2018 to impressive offensive numbers, ranking fourth nationally in total offense (523.1 ypg) and rushing offense (279.9 ypg) and seventh in scoring offense (42.9 ppg). The Tigers' 48 rushing touchdowns was second nationally.

Walter Camp First Team All-American and Doak Walker Award finalist Darrell Henderson rushed for 1,909 yards, the second most nationally, and 22 scores for the Tigers. Quarterback Brady White threw for 3,296 yards and 26 touchdowns.

In 2017 as quarterbacks and tight ends coach, Dillingham helped Memphis set school single-season records for points (592), total plays (941), total yards (6,917), passing yards (4,355), completions (307), attempts (488), offensive touchdowns (72) and passing touchdowns (39). The 2017 Memphis offense became the first program in history to have a 4,000-yard passer, a 1,000-yard rusher and a 1,000-yard receiver in the same season.

Dillingham mentored quarterback Riley Ferguson who blossomed into one of the nation's top signal-callers. Ferguson finished 2017 as the country's third-best quarterback for passing yards (4,257) and touchdowns (38). Ferguson also matured into an outstanding decision maker under Dillingham's tutelage, posting a better than 4:1 touchdown-to-interception ratio, which was tied for second best nationally among signal callers with 30 or more touchdowns.

During his first season at Memphis in 2016, Dillingham was on staff working with quarterbacks. Memphis' offense that season racked up 6,028 total yards and 505 points and scored 57 touchdowns, all third-most in school history.

Under Dillingham's guidance in 2016, Ferguson, threw for 3,698 yards and 32 touchdown passes to set a then-program season mark, only to break his own mark a season later.

In three years at Memphis, the Tigers' offense amassed 20,269 yards (506.7 ypg) and 1,698 points (42.4 ppg).

Prior to coming to Memphis, Dillingham served on the Arizona State staff as an offensive assistant in 2014-15. In his time with the Sun Devils, he worked directly with the tight ends and also assisted in recruiting, with his primary focus being the state of Arizona.

From 2007-12 Dillingham served in several coaching capacities with the Chaparral High School football program in Scottsdale, Ariz.

A native of Scottsdale, Ariz., Dillingham graduated from Arizona State in 2012 with a degree in business/economics. Dillingham married the former Briana Plimpton in February of 2018.

# Assistant Coaches



## Rodney Garner

ASSOCIATE HEAD COACH/DEFENSIVE LINE

### PERSONAL

**Hometown** Leeds, Alabama  
**Wife** Kimberly  
**Children** daughters: Bridgett, Brielle, Jaiden, Kai, Sydney and Milan

### EDUCATION

**College** Auburn University (1990)

### PLAYING EXPERIENCE

**1984-88** Auburn (offensive line)  
**1989** Pittsburgh Gladiators (AFL)

### COACHING EXPERIENCE

**1990-95** **Auburn**  
*Strength and Conditioning Assistant*  
*Recruiting Coordinator*  
*Tight Ends*

**1996-97** **Tennessee**  
*Tight Ends (1996)*  
*Offensive Tackles (1997)*

**1998-2012** **Georgia**  
*Defensive Line and Recruiting Coord. (1998-2004)*  
*Defensive Line, Recruiting Coordinator*  
*Asst. Head Coach (2005-12)*

**2013-** **Auburn**  
*Associate Head Coach/Defensive Line*  
*Recruiting Coordinator (2013-16)*

### POSTSEASON EXPERIENCE

**Player –** 1984 Liberty, 1985 Cotton, 1986 Citrus, 1987 Sugar, 1988 Sugar

**Coach –** 1990 Hall of Fame, 1990 Peach, 1996 Outback, 1997 Citrus, 1998 Orange, 1998 Peach, 1999 Outback, 2000 O’ahu, 2001 Music City, 2002 Sugar, 2003 Capital One, 2004 Outback, 2005 Sugar, 2006 Chick-fil-A, 2007 Sugar, 2008 Capital One, 2009 Independence, 2010 Liberty, 2011 Outback, 2012 Capital One, 2014 BCS National Championship Game, 2015 Outback, 2015 Birmingham, 2017 Sugar, 2018 Chick-fil-A Peach, 2018 Music City

Former Auburn standout Rodney Garner serves as associate head coach and defensive line coach, a position he has held since 2013, when he helped the Tigers win the SEC title and a BCS Championship berth.

The 2018 Auburn defense ranked 14th nationally in scoring defense (19.2) and allowed only nine rushing touchdowns. The Tigers ranked in the top 20 nationally in sacks (38) and TFL (96). Dontavius Russell was drafted by the Jacksonville Jaguars.

In 2017, SEC West champion Auburn ranked 14th in total defense and 12th in scoring defense, allowing just 4.67 yards per play, eighth nationally. All-American Jeff Holland, a first-team all-SEC pick, had 10 sacks, 13 TFL and 22 QB hurries.

In 2016, the Tigers ranked seventh nationally in scoring defense, 11th in red zone defense and 28th in total defense, and held eight consecutive opponents without a rushing TD, the longest season streak at Auburn since 1957. Montravius Adams (Green Bay) and Carl Lawson (Cincinnati) were 2017 NFL draft selections.

In 2013, Auburn had the second biggest turnaround in college football history at +8.0 games. Garner coached all-SEC defensive end Dee Ford, a first round draft pick of Kansas City (#23 overall). Two more D-linemen -- Angelo Blackson (4th, Tennessee) and Gabe Wright (4th, Detroit) -- were selected in 2015, and DaVonte Lambert joined Tampa Bay in 2016.

A native of Leeds, Ala., Garner was all-SEC and honorable mention All-America as a senior at Auburn in 1988, and team captain of the SEC champs. Garner worked at Auburn from 1990-95 as recruiting coordinator, tight ends coach, and assistant strength and conditioning coach.

During his 15 seasons at Georgia, he was part of a staff that led UGA to 117 victories, two SEC Championships, five SEC Eastern Division titles, seven bowl victories and six Top 10 finishes in the final polls, including No. 2 in 2007 and No. 3 in 2002. He added the title of assistant head coach at Georgia in 2005 after serving as defensive line coach and recruiting coordinator there since January, 1998.

The 2005 Georgia team finished eighth nationally in scoring defense (16.4 ppg). The 2003 Georgia defense was second nationally in scoring defense (14.5 ppg), fourth in total defense (276.86 ypg), sixth in passing defense (174.50 ypg, 1st in the SEC); the 2002 Bulldog defense finished first in the SEC and fourth nationally in scoring defense (15.1 ppg), first in the SEC in red zone defense (58.8%) and second in the SEC in rushing defense (114.0 ypg). The 2002 Bulldogs finished 13-1, won the SEC title and Nokia Sugar Bowl and ranked third in the final national polls.

Garner participated in the inaugural Minority Coaches Forum in 2006, was selected as one of 10 coaches to participate in the 2004 NCAA Expert Coaching Academy, and was one of only 20 chosen for the NCAA’s 2004 Advanced Coaching Academy.

At Georgia, he coached five NFL first round draft choices -- Richard Seymour (Patriots) and Marcus Stroud (Jaguars), both Pro Bowl starters; David Pollack (Bengals); Charles Grant (Saints); and Johnathan Sullivan (Saints). He also coached draft picks DeAngelo Tyson (7th, Ravens, '12), Geno Atkins (4th, Bengals, '10), Corvey Irvin (3rd, Panthers, '09), Jarius Wynn (6th, Packers, '09), Kedric Golston (6th, Redskins, '06), Robert Geathers (4th, Bengals, '04), Emarlos Leroy (6th, Jaguars, '99), and free agents Ken Veal (Chargers, '04), Paul Snellings (Colts, 2000), Brandon Miller (Colts, 2000), Charles Johnson (Panthers, '07), Tyrone Robertson (Bills, 2000) and Demetric Evans (Cowboys, '01).

After his playing career at Auburn, Garner had a free agent tryout with the NFL’s Tampa Bay Buccaneers and played with the Pittsburgh Gladiators arena football team in 1989. He began his coaching career at Auburn in 1990. Garner coached tight ends and offensive tackles at Tennessee in 1997 after coaching tight ends for the Volunteers in 1996.

Garner, whose cousin is Charles Barkley, was an outstanding player at Leeds High School. He is married to Kimberly Lawson Garner, a 1988 Auburn graduate in public relations. They have six children: Bridgett, Brielle, Jaiden, Kai, Sydney and Milan.



# Assistant Coaches



## J.B. Grimes

### OFFENSIVE LINE

#### PERSONAL

**Hometown** Clarendon, Arkansas  
**Wife** Jennifer  
**Children** daughters: Danielle and Lindsey;  
 sons: Aaron and Nick

#### EDUCATION

**College** Henderson State University (1977)  
 University of Louisiana at Monroe (Master's, 1981)

#### PLAYING EXPERIENCE

1973-76 Henderson State (offensive line)

#### COACHING EXPERIENCE

1977 **Nashville High School (Ark.)**  
*Assistant Coach*

1978 **Des Arc High School (Ark.)**  
*Assistant Coach*

1979-80 **Louisiana-Monroe**  
*Graduate Assistant - Offensive Line*

1981-82 **Arkansas**  
*Graduate Assistant - Offensive Line*

1983 **Delta State**  
*Offensive Line*

1984 **Missouri**  
*Graduate Assistant - Offensive Line*

1985-88 **Louisiana-Monroe**  
*Offensive Line*

1989-92 **Arkansas**  
*Offensive Line*

1993-97 **Virginia Tech**  
*Offensive Line*

1998-2002 **Texas A&M**  
*Offensive Line*

2003 **East Carolina**  
*Assistant Head Coach/Offensive Line*

2004-08 **Mississippi State**  
*Offensive Line*

2010-11 **Kansas**  
*Offensive Line*

2012 **Arkansas State**  
*Offensive Line*

2013-15 **Auburn**  
*Offensive Line*

2016 **Cincinnati**  
*Offensive Line*

2017 **Connecticut**  
*Offensive Line*

2018- **Auburn**  
*Offensive Line*

#### POSTSEASON EXPERIENCE

Coach - 1981 Bluebonnet, 1982 Gator, 1987 I-AA National Championship, 1989 Cotton, 1991 Independence, 1993 Independence, 1994 Gator, 1995 Sugar, 1996 Orange, 1997 Gator, 1998 Sugar, 1999 Alamo, 2000 Independence, 2001 GalleryFurniture, 2007 Liberty, 2012 GoDaddy, 2014 BCS National Championship Game, 2015 Outback, 2015 Birmingham, 2018 Music City

With more than 40 years coaching at the collegiate level, J.B. Grimes, who helped the Tigers to the 2013 SEC Championship and a BCS Championship berth as part of a tenure from 2013-15, returned to The Plains before the 2018 season as offensive line coach.

In 2018, Auburn set all-time records for bowl game scoring and total offense in 2018 in a 63-14 win over Purdue. In between his stints at Auburn, Grimes served as offensive line coach at Cincinnati (2016) and Connecticut (2017).

In 2013, Auburn had the second biggest turnaround in college football history in NCAA records at +8.0 games. Grimes coached All-America left tackle Greg Robinson, the No. 2 overall pick in the 2014 NFL Draft, 2014 Rimington Award winner center Reese Dismukes and 2016 NFL draft pick Shon Coleman.

The 2013 offensive line paved the way for the Tigers to lead the nation in rushing with 328.3 yards per game. The line allowed only 1.29 sacks per game to rank 22nd nationally. Running back Tre Mason was a Heisman Trophy finalist and named the SEC Player of the Year.

From 2013-15, Grimes tutored four players at Auburn who gained all-SEC recognition: Reese Dismukes, Alex Kozan, Greg Robinson and Braden Smith. His offensive line paved the way for four 1,000-yard rushers and two SEC rushing champions.

Grimes, who has coached in 19 bowl games and developed numerous NFL players, spent the 2012 season as the offensive line coach at Arkansas State with Auburn head coach Gus Malzahn.

At Arkansas State, Grimes coached an offensive line unit that helped set a school record with 481.8 yards of total offense per game while ranking 16th nationally in fewest sacks allowed. Senior offensive lineman Zach McKnight earned first team all-Sun Belt; the offense led the Sun Belt in rushing and ranked in the top 25 nationally in total offense, scoring offense and rushing offense.

Prior to ASU, Grimes spent two seasons at Kansas (2010-11) and Mississippi State (2004-08) as the offensive line coach. Grimes' career also includes stints at East Carolina (2003), Texas A&M (1998-2002), Virginia Tech (1993-97), Arkansas (1989-92), Louisiana-Monroe (1979-80; 1985-88), Missouri (1984) and Delta State (1983) as an assistant. Louisiana-Monroe won the 1987 Division I-AA national championship.

In his first season at Mississippi State, the Bulldogs rushed for 1,744 yards, the most at the school in four years. Behind his offensive line, MSU produced three seasons with a 1,000-yard rusher. In his one season at East Carolina (2003), the Pirates' offensive line paved the way for its third straight 1,000-yard individual rusher. At Texas A&M (1998-2002), Grimes coached the offensive line under R.C. Slocum as the Aggies posted a 40-22 overall record while playing in four straight bowl games. While at Virginia Tech (1993-97) coaching for Frank Beamer, Grimes helped the Hokies to back-to-back Big East titles and five bowl games.

Grimes also coached at Arkansas, serving as a graduate assistant in 1981-82 and as a full-time assistant coach in 1989-92, helping the Razorbacks to the Southwest Conference championship and a Cotton Bowl appearance in 1990. At Arkansas, Grimes worked for coaches Lou Holtz, Ken Hatfield and Jack Crowe.

Grimes spent his first two seasons at the high school level in the state of Arkansas, at Nashville (1977) and Des Arc (1978).

As an offensive lineman at Henderson State, he helped his team to a 40-6 record in four seasons, including a berth in the 1974 NAIA Championship game. He earned a bachelor's degree in education from Henderson State in 1977 and a master's degree in education from Louisiana-Monroe in 1981.

Grimes grew up in Clarendon, Ark., and is married to the former Jennifer Graves, who received a degree in advertising and public relations from Arkansas. The Grimes family includes daughters Danielle and Lindsey, and sons Aaron and wife Katie and children Rowan and Penny, and Nick and wife Courtney and children Tatum and Gus.

# Assistant Coaches



## Wesley McGriff

### DEFENSIVE BACKS

#### PERSONAL

**Hometown** Tifton, Georgia

#### EDUCATION

**College** Savannah State (1990)  
Georgia Southern (Master's, 1993)

#### PLAYING EXPERIENCE

**1986** South Carolina State  
**1987-89** Savannah State (linebacker)

#### COACHING EXPERIENCE

**1990-94** **Savannah State**  
*Graduate Assistant (1990)*  
*Defensive Backs (1991-92)*  
*Defensive Coordinator (1993)*  
*Interim Head Coach (Spring 1993)*  
*Defensive Coordinator (1994)*

**1995-99** **Kentucky State**  
*Assistant Head Coach/Defensive Coord/Secondary*

**2000** **Eastern Kentucky**  
*Secondary*

**2001-02** **Kentucky**  
*Running Backs (2001)*  
*Cornerbacks (2002)*

**2003-06** **Baylor**  
*Recruiting Coordinator/Defensive Backs*

**2007-10** **Miami (Fla.)**  
*Defensive Backs*

**2011** **Vanderbilt**  
*Defensive Backs/Recruiting Coordinator*

**2012** **Ole Miss**  
*Co-Defensive Coordinator/Cornerbacks*

**2013-15** **New Orleans Saints**  
*Defensive Backs*

**2016** **Auburn**  
*Secondary*

**2017-18** **Ole Miss**  
*Associate Head Coach/Defensive Coordinator*

**2019-** **Auburn**  
*Defensive Backs*

**POSTSEASON EXPERIENCE**

**Coach** – 2008 Emerald, 2009 Champs Sports, 2010 Sun, 2011 Liberty, 2013 BBVA Compass, 2013 NFL Playoffs, 2017 Sugar

A veteran coach with both collegiate and professional experience, Wesley McGriff returned to Auburn in February, 2019, for his second stint on Coach Gus Malzahn's staff. He also was the Tigers' secondary coach for the 2016 season.

McGriff served as defensive coordinator at Ole Miss during the 2016-17 seasons, adding the title of associate head coach the second year. In 2016, McGriff orchestrated a defense that included NFL draft picks in Breeland Speaks (second round) and Marquis Haynes (fourth round); the duo combined for 14.5 sacks, and both earned second team all-SEC honors. Linebacker DeMarquis Gates had his biggest season, registering 114 tackles, the most by a Rebel in a single season since 2006. In 2017, sophomore linebacker Mohamed Sanogo was fourth in the SEC with 112 tackles and joined Gates in 2017 as the only two Ole Miss defenders with 100+ tackles in the previous 12 seasons.

McGriff came to Auburn in 2016 after three seasons with the NFL's New Orleans Saints, working with the defensive backs. In his first two seasons with the Saints, McGriff oversaw the development of safeties Rafael Bush, Kenny Vaccaro and Pierre Warren and cornerback Terrence Frederick, while also depending on veterans such as safety Jairus Byrd and cornerback Keenan Lewis, who led the Saints with 13 passes defensed, while adding two interceptions. Vaccaro led the New Orleans secondary with 113 tackles and added one sack and two interceptions.

In his first season in New Orleans, the Saints ranked fourth in the NFL in total defense (305.7 ypg.), second in opponent passing yards per game (194.1 ypg.) and fourth in scoring defense (19.0 ppg.), posting an 11-5 record and advancing to the divisional round of the playoffs.

McGriff spent 2012 as co-defensive coordinator/cornerbacks at Ole Miss, which finished second in the SEC and in the top 15 in the NCAA in tackles for a loss (7.7) and sacks per game (2.8). Linebacker Denzel Nkemdiche was named to the FWAA All-America and SEC all-freshman teams, defensive tackle Isaac Gross earned conference all-freshman honors and was named to the CollegeFootballNews.com Freshman All-America team and safety Trae Elston was named to the ESPN SEC all-freshman team.

McGriff spent the 2011 season as defensive backs coach/recruiting coordinator at Vanderbilt, where he helped the Commodores to only their fifth all-time appearance in a bowl. His secondary produced 12 interceptions, three returned for touchdowns. McGriff helped current Green Bay Packer Casey Hayward become the first Vanderbilt All-American in four years, posting seven interceptions, the third-highest season total ever by a Commodore.

McGriff spent four seasons as the secondary coach at Miami (Fla.). In 2010, the Hurricanes ranked second in the nation in pass defense, allowing just 164.3 yards per game. The Miami defense finished ranked 16th nationally and 21st in scoring defense. In 2009, the Hurricanes ranked 29th in total defense, as he tutored All-America defensive back Brandon Harris, seven-year NFL veteran safety Kenny Phillips (2007 All-American and first round NFL draft pick) and Green Bay defensive back Sam Shields.

McGriff served as the defensive backs coach/recruiting coordinator at Baylor from 2003-06 and enjoyed his first SEC stint at Kentucky from 2001-02. He spent 2000 as the secondary coach at Eastern Kentucky where he mentored DB Jeremiah Bell, who earned first-team all-Ohio Valley Conference honors and was drafted by the Miami Dolphins in the sixth round in 2003.

From 1995-99, McGriff served in multiple roles including assistant head coach, defensive coordinator and secondary coach at Kentucky State and was named the AFCA's NCAA Division II National Assistant Coach of the Year. The Thorobreds had the No. 1 defense in the nation in 1995.

He began his coaching career at his alma mater, Savannah State, from 1990-94. Starting as a graduate assistant, McGriff tutored running backs before coaching the secondary in 1991 and later serving as defensive coordinator and interim head coach.

McGriff, a Tifton, Ga., native, started at linebacker for Savannah State from 1987-89 and was named the conference's 1989 Male Academic Athlete of the Year. He received his bachelor's degree while graduating cum laude in 1990 and earned a master's in public administration from Georgia Southern in 1993. McGriff was commissioned as a second lieutenant in the U.S. Army in 1990 and was a member of the Army Reserves until 2001. He is a member of Omega Psi Phi fraternity.

# Assistant Coaches



## Larry Porter

### TIGHT ENDS & H-BACKS/SPECIAL TEAMS COORDINATOR

#### PERSONAL

**Hometown** Jackson, Mississippi  
**Wife** Sharmane  
**Children** sons: Brandon, Omari  
daughter: Olivia

#### EDUCATION

**College** University of Memphis (1996)

#### PLAYING EXPERIENCE

**1990-93** Memphis (running back)

#### COACHING EXPERIENCE

**1998** **Tennessee-Martin**  
*Running Backs*

**1999-2001** **Arkansas State**  
*Running Backs*

**2002-04** **Oklahoma State**  
*Running Backs*

**2005-09** **LSU**  
*Running Backs/Assistant Head Coach*

**2010-11** **Memphis**  
*Head Coach*

**2012** **Arizona State**  
*Running Backs*

**2013** **Texas**  
*Running Backs*

**2014-16** **North Carolina**  
*Running Backs/Special Teams Coordinator*

**2017-** **Auburn**  
*Tight Ends and H-Backs*  
*Special Teams Coordinator (2018)*

#### POSTSEASON EXPERIENCE

**Coach** – 2002 Houston, 2003 Cotton, 2004 Alamo, 2005 Peach, 2006 Sugar, 2007 BCS National Championship, 2008 Chick-fil-A, 2009 Capital One, 2012 Kraft Fight Hunger, 2013 Alamo, 2014 Quick Lane, 2015 Russell Athletic, 2016 Sun, 2018 Chick-fil-A Peach, 2018 Music City

Larry Porter, a 23-year coaching veteran and two-time national recruiter of the year, joined the Auburn program in February, 2017, as tight ends/H-backs coach and added the duties of special teams coordinator prior to the 2018 campaign. He has been part of 13 bowl teams since 2002, including three CFP bowls (2007 Sugar, 2008 BCS Championship, 2018 Chick-fil-A Peach).

In 2018, Auburn set all-time records for bowl game scoring and total offense in 2018 in a 63-14 win over Purdue. Auburn ranked fifth nationally in net punting, recorded a national-best seven blocked kicks and was one of only two schools to rank in the top 50 in kickoff return average and defense, net punt and punt return average, earning Porter a Broyles Award nomination. H-back Chandler Cox was drafted by the Miami Dolphins.

In 2017, Auburn became just the eighth team in SEC history to rush and pass for 3,000 yards in a season, and set an Auburn record scoring 327 points in SEC play, winning the SEC West and playing in the Chick-fil-A Peach Bowl.

Porter came to Auburn from North Carolina, where he spent three seasons as the running backs coach and special teams coordinator and was a 2016 Broyles Award nominee. Under his guidance, Carolina's running game ranked 18th nationally in 2015, averaging 224.4 yards per game. Elijah Hood, who rushed for 1,463 yards and 17 TDs in 2015, was a two-time all-ACC performer ranked in the UNC top 10 in career rushing yards and rushing touchdowns.

In 2016, the Tar Heels ranked first in the nation in punt return defense (0.22) and second in the nation in kickoff return average (26.97), and Porter tutored all-ACC running backs Elijah Hood and T.J. Logan (who ranked second nationally in kickoff return average (32.9 with 2 TD)). During Porter's tenure, UNC made three consecutive bowl appearances and won the ACC Coastal Division in 2015; that same season, the Tar Heels set 62 team and individual school records on offense. Hood (Oakland) and Logan (Arizona) were both selected in the 2017 NFL Draft.

Porter went to UNC after one season as the running backs coach at Texas, one year as running backs coach at Arizona State and two seasons as the head coach at Memphis, his alma mater.

Porter spent five years on the LSU coaching staff from 2005-09, coaching running backs while also holding two key roles on staff as assistant head coach and chief recruiter. He was elevated to the position of assistant head coach during the spring of 2006 and was twice (2007, 2009) named National Recruiter of the Year by Rivals.com. Part of LSU's 2007 national championship team, Porter developed two 1,000-yard rushers at LSU in Jacob Hester (2007) and Charles Scott (2008) as well as having five players (Hester, Joseph Addai, Quinn Johnson, Charles Scott, Trindon Holliday) selected in the NFL Draft.

Porter coached 1,000-yard rushers for three straight seasons while at Oklahoma State. In 2004, Vernand Morency earned all-Big 12 honors after rushing for 1,474 yards and 12 touchdowns. A year earlier, Tatum Bell earned first team all-Big 12 honors with 1,286 yards and 16 touchdowns. Morency was a third-round pick of the Houston Texans in 2005 and Bell was a second-round draft pick by the Denver Broncos in the 2004 NFL Draft.

Prior to his arrival in Stillwater, Porter spent three years at Arkansas State, where he coached Jonathan Adams to back-to-back 1,000-yard seasons.

Porter began his coaching career at Wooddale High School in Memphis, Tenn., before moving to the collegiate ranks, coaching the running backs at Tennessee-Martin in 1998.

A native of Jackson, Miss., Porter lettered four years (1990-93) at Memphis, and graduated with a bachelor's degree in education in 1996. He is a member of the Memphis Athletics M Club Hall of Fame. Porter and his wife, Sharmane, have three children: sons Brandon and Omari, and daughter Olivia.



# Assistant Coaches



## Kevin Steele

### DEFENSIVE COORDINATOR

#### PERSONAL

**Hometown** Dillon, South Carolina  
**Wife** Linda  
**Children** son: Gordon  
 daughter: Caroline

#### EDUCATION

**College** University of Tennessee (1981)

#### PLAYING EXPERIENCE

1976 Furman (quarterback)  
 1978-79 Tennessee (linebacker)

#### COACHING EXPERIENCE

1980-82 **Tennessee**  
*Student Assistant (1980)/Graduate Assistant (1981)*  
*Outside Linebackers (1982)*

1983 **New Mexico State**  
*Linebackers*

1984-86 **Oklahoma State**  
*Tight Ends (1984)/Linebackers (1985-86)*

1987-88 **Tennessee**  
*Defensive Backs*

1989-94 **Nebraska**  
*Linebackers*

1995-98 **Carolina Panthers (NFL)**  
*Linebackers*

1999-2002 **Baylor**  
*Head Coach*

2003-06 **Florida State**  
*Executive Head Coach (2005-06)/Linebackers*

2007-08 **Alabama**  
*Defensive Coordinator (2007), Associate Head Coach/  
 Head Defensive Coach/Inside Linebackers (2008)*

2009-11 **Clemson**  
*Defensive Coordinator/Linebackers*

2013-14 **Alabama**  
*Player Personnel (2013)*  
*Special Asst. to the Head Coach/Linebackers (2014)*

2015 **LSU**  
*Defensive Coordinator/Linebackers*

2016- **Auburn**  
*Defensive Coordinator*

#### POSTSEASON EXPERIENCE

Coach – 1981 Garden State, 1982 Peach, 1984 Gator, 1985 Gator, 1988 Peach, 1990 Fiesta, 1991 Citrus, 1992 Orange, 1993 Orange, 1994 Orange, 1995 Orange, 1996 NFC Championship (NFL), 2004 Orange, 2005 Gator, 2006 Orange, 2006 Emerald, 2007 Independence, 2009 Sugar, 2009 Music City, 2010 Meineke Car Care, 2012 Orange, 2014 Sugar, 2015 Sugar, 2015 Texas, 2017 Sugar, 2018 Chick-fil-A Peach, 2018 Music City

Larry Porter, a 23-year coaching veteran and two-time national recruiter of the year, joined the Auburn program in February, 2017, as tight ends/H-backs coach and added the duties of special teams coordinator prior to the 2018 campaign. He has been part of 13 bowl teams since 2002, including three CFP bowls (2007 Sugar, 2008 BCS Championship, 2018 Chick-fil-A Peach).

In 2018, Auburn set all-time records for bowl game scoring and total offense in 2018 in a 63-14 win over Purdue. Auburn ranked fifth nationally in net punting, recorded a national-best seven blocked kicks and was one of only two schools to rank in the top 50 in kickoff return average and defense, net punt and punt return average, earning Porter a Broyles Award nomination. H-back Chandler Cox was drafted by the Miami Dolphins.

In 2017, Auburn became just the eighth team in SEC history to rush and pass for 3,000 yards in a season, and set an Auburn record scoring 327 points in SEC play, winning the SEC West and playing in the Chick-fil-A Peach Bowl.

Porter came to Auburn from North Carolina, where he spent three seasons as the running backs coach and special teams coordinator and was a 2016 Broyles Award nominee. Under his guidance, Carolina's running game ranked 18th nationally in 2015, averaging 224.4 yards per game. Elijah Hood, who rushed for 1,463 yards and 17 TDs in 2015, was a two-time all-ACC performer ranked in the UNC top 10 in career rushing yards and rushing touchdowns.

In 2016, the Tar Heels ranked first in the nation in punt return defense (0.22) and second in the nation in kickoff return average (26.97), and Porter tutored all-ACC running backs Elijah Hood and T.J. Logan (who ranked second nationally in kickoff return average (32.9 with 2 TD)). During Porter's tenure, UNC made three consecutive bowl appearances and won the ACC Coastal Division in 2015; that same season, the Tar Heels set 62 team and individual school records on offense. Hood (Oakland) and Logan (Arizona) were both selected in the 2017 NFL Draft.

Porter went to UNC after one season as the running backs coach at Texas, one year as running backs coach at Arizona State and two seasons as the head coach at Memphis, his alma mater.

Porter spent five years on the LSU coaching staff from 2005-09, coaching running backs while also holding two key roles on staff as assistant head coach and chief recruiter. He was elevated to the position of assistant head coach during the spring of 2006 and was twice (2007, 2009) named National Recruiter of the Year by Rivals.com. Part of LSU's 2007 national championship team, Porter developed two 1,000-yard rushers at LSU in Jacob Hester (2007) and Charles Scott (2008) as well as having five players (Hester, Joseph Addai, Quinn Johnson, Charles Scott, Trindon Holliday) selected in the NFL Draft.

Porter coached 1,000-yard rushers for three straight seasons while at Oklahoma State. In 2004, Vernand Morency earned all-Big 12 honors after rushing for 1,474 yards and 12 touchdowns. A year earlier, Tatum Bell earned first team all-Big 12 honors with 1,286 yards and 16 touchdowns. Morency was a third-round pick of the Houston Texans in 2005 and Bell was a second-round draft pick by the Denver Broncos in the 2004 NFL Draft.

Prior to his arrival in Stillwater, Porter spent three years at Arkansas State, where he coached Jonathan Adams to back-to-back 1,000-yard seasons.

Porter began his coaching career at Wooddale High School in Memphis, Tenn., before moving to the collegiate ranks, coaching the running backs at Tennessee-Martin in 1998.

A native of Jackson, Miss., Porter lettered four years (1990-93) at Memphis, and graduated with a bachelor's degree in education in 1996. He is a member of the Memphis Athletics M Club Hall of Fame. Porter and his wife, Sharmane, have three children: sons Brandon and Omari, and daughter Olivia.



# Assistant Coaches



## Carnell Williams

### RUNNING BACKS

#### PERSONAL

**Hometown** Gadsden, Alabama  
**Wife** Evan  
**Children** sons: Cole, Cuinn

#### EDUCATION

**College** Auburn University (2014)

#### PLAYING EXPERIENCE

**2001-04** Auburn (running back)  
**2005-10** Tampa Bay (NFL)  
**2011** St. Louis (NFL)

#### COACHING EXPERIENCE

**2016** **West Georgia**  
*Offensive Graduate Assistant*  
**2017** **IMG Academy**  
*Running Backs*  
**2018** **Birmingham Iron (AAF)**  
*Running Backs*  
**2019-** **Auburn**  
*Running Backs*

#### POSTSEASON EXPERIENCE

Player – 2001 Peach, 2003 Capital One, 2003 Music City, 2005 Sugar, 2005 NFL Playoffs, 2007 NFL Playoffs

Former Auburn All-American Carnell ‘Cadillac’ Williams returned to his alma mater in January 2019 as the Tigers running backs coach.

Williams helped lead Auburn to an undefeated season in 2004 while earning All-America honors that year. The 2005 NFL Rookie of the Year, Williams had a seven-year NFL career before entering the coaching ranks.

A native of Gadsden, Alabama, and product of Etowah High School, Williams finished his Auburn career (2001-04) with 3,831 yards on 741 attempts with 45 touchdowns. He broke the Auburn career record of most rushing attempts, passing Joe Cribbs, and most touchdowns scored, passing Bo Jackson, while finishing second in total rushing yards and all-purpose yards.

As a senior in 2004, Williams helped lead the Tigers to one of the best seasons in program history, winning an SEC Championship en route to a perfect 13-0 season and a Sugar Bowl victory. He led Auburn in rushing with 1,165 yards and 12 touchdowns while tallying 1,718 all-purpose yards. He earned All-America honors, was the SEC Special Teams Player of the Year, and named to the All-SEC team.

In his four seasons at Auburn, Williams earned nine SEC Player of the Week honors, the most in league history. During his time on the Plains, the Tigers were 37-14 and won three SEC Western Division titles (2001, ‘02, ‘04).

He remains as Auburn’s No. 2 all-time rushing and is the Tigers’ career leader in rushing attempts and rushing touchdowns.

The fifth overall pick of the 2005 NFL draft by the Tampa Bay Buccaneers, Williams was named the NFL Rookie of the Year after leading all rookies in rushing yards with 1,178, while posting six 100-yard rushing games in 14 starts. Williams spent six seasons with Tampa Bay before spending his final season in 2011 with the St. Louis Rams.

After being slowed by injuries for several years, Williams was narrowly edged for the AP 2009 Comeback Player of the Year Award by Tom Brady, finishing second after rushing for 821 yards on 210 carries with a 3.9 average and four touchdowns during the 2009 season.

Williams finished his NFL career with 4,038 yards with 21 touchdowns and 148 receptions for 1,002 yards and four scores.

Williams’ coaching career started at Henderson State in 2015 where he served as the running backs coach. After a stint at the University of West Georgia in 2016, Williams was the running backs coach for IMG Academy in Bradenton, Florida for two seasons (2017-18). Williams served as the running backs coach for the Birmingham Iron of the Alliance of American Football (AAF) prior to his appointment at his alma mater.

Williams graduated from Auburn in December 2014. He and his wife Evan Williams have two boys: Cole (5) and Cuinn (3).

# Assistant Coaches



## Travis Williams

CO-DEFENSIVE COORDINATOR/LINEBACKERS

### PERSONAL

**Hometown** Columbia, South Carolina  
**Wife** Jeanine  
**Children** daughters: Tru, Reign, Brave

### EDUCATION

**College** Auburn University (Bachelor's 2005; Master's 2011)

### PLAYING EXPERIENCE

2001-05 Auburn (linebacker)  
2006-07 Atlanta Falcons (linebacker)

### COACHING EXPERIENCE

2008 **Spring Valley (S.C.) High School**  
*Volunteer Assistant Coach*  
2009-11 **Auburn**  
*Graduate Assistant*  
2012 **Northern Iowa**  
*Linebackers*  
2013 **Creekside (Ga.) High School**  
*Defensive Coordinator*  
2014-15 **Auburn**  
*Defensive Analyst*  
2016- **Auburn**  
*Linebackers*

### BOWL EXPERIENCE

Player - 2001 Chick-fil-A, 2003 Capital One, 2003 Music City, 2005 Nokia Sugar, 2006 Capital One  
Coach - 2010 Outback, 2011 BCS National Championship, 2015 Outback, 2015 Birmingham, 2017 Sugar, 2018 Chick-fil-A Peach, 2018 Music City

Former Auburn linebacker Travis Williams serves as co-defensive coordinator, a role he received prior to the 2019 season, and linebacker coach for the Tigers.

Williams was promoted to linebacker coach at his alma mater prior to the 2016 season, after holding various roles on the Tigers' football support staff.

The 2018 Auburn defense ranked 14th nationally in scoring defense (19.2) and allowed only nine rushing touchdowns. The Tigers ranked in the top 20 nationally in sacks (38) and TFL (96) and were ninth nationally with three interception returns for touchdowns. Top tackler Deshaun Davis, a first team all-SEC honoree, was drafted by the Cincinnati Bengals and Darrell Williams signed with the New Orleans Saints.

In 2017, SEC West champion Auburn ranked 14th in total defense and 12th in scoring defense, allowing just 4.67 yards per play, eighth best nationally. Senior linebacker Tre' Williams earned second team all-SEC honors.

In 2016, the Tigers ranked seventh nationally in scoring defense, 11th in red zone defense and 28th in total defense, an improvement of 43 spots over the previous season, and held eight consecutive opponents without a rushing TD, the longest season streak at Auburn since 1957.

Stepped in the Tiger tradition on defense, Williams signed with Auburn in 2001, redshirted his first season and then lettered the next four, earning all-SEC honors in 2004-05. He led Auburn in tackles (80) during the 2004 undefeated season; he was second in tackles in 2005 (68) and third in 2003 (67). He won the Pat Dye Leadership Award on defense in 2004 and 2005.

Williams played for the NFL's Atlanta Falcons during the 2006 and 2007 seasons, before beginning his coaching career at his alma mater, Spring Valley (S.C.) High School as a volunteer assistant.

Williams returned to Auburn in 2009 as a defensive graduate assistant, and was part of Auburn's 2010 national championship season. After coaching stops at Northern Iowa and Creekside (Ga.) High School, Williams came back to Auburn in 2014 as a defensive analyst.

He served as an on-field coach on defense in preparations for Auburn's 2015 Outback and 2015 Birmingham Bowl appearances.

Williams earned his bachelor's degree in criminology and criminal justice from Auburn in 2005, and received a master's degree in adult education from Auburn in 2011.

A native of Columbia, S.C., Williams and his wife Jeanine, an Auburn graduate, have three daughters, Tru, Reign and Brave.

# Assistant Coaches



## Marcus Woodson

DEFENSIVE BACKS/RECRUITING COORDINATOR

### PERSONAL

**Hometown** Moss Point, Mississippi  
**Wife** Chastity  
**Children** sons: Carter, Bryce

### EDUCATION

**College** Ole Miss (Bachelor's 2003)

### PLAYING EXPERIENCE

1999-2003 Ole Miss (safety)

### COACHING EXPERIENCE

2005-08 **Millsaps**  
*Defensive Backs*  
2009-13 **Charleston Southern**  
*Defensive Backs*  
*Defensive Passing Game Coordinator (2012-13)*  
2014-15 **Fresno State**  
*Defensive Backs*  
2016-17 **Memphis**  
*Defensive Backs*  
2018- **Auburn**  
*Defensive Backs/Recruiting Coordinator*

### BOWL EXPERIENCE

Player - 1999 Independence, 2000 Music City, 2002 Independence, 2003 Cotton  
Coach - 2014 Hawaii, 2016 Boca Raton, 2017 Liberty, 2018 Music City

Marcus Woodson joined the Auburn football staff in January, 2018, as an assistant coach working with the Tiger defensive backs. He added the title of recruiting coordinator before the 2019 season.

The 2018 Auburn defense ranked 14th nationally in scoring defense (19.2) and allowed only nine rushing touchdowns. The Tigers ranked in the top 20 nationally in sacks (38) and TFL (96) and were ninth nationally with three interception returns for touchdowns.

Woodson came to Auburn from Memphis, where he was defensive backs coach from 2015-16. During his two years there, the Tigers won 18 games and made two bowl appearances, forcing 60 turnovers, the second best total in the nation, including 32 interceptions. In 2017, freshman defensive back T.J. Carter was named to the ESPN.com and USA Today Freshman All-America teams and was the American Athletic Conference Rookie of the Year after setting a Memphis freshman record with five interceptions.

Before Memphis, Woodson spent two seasons at Fresno State, helping the Bulldogs to the 2014 Hawaii Bowl. All-Mountain West defensive back Derron Smith was a sixth-round NFL draft pick of the Cincinnati Bengals.

From 2009-13, Woodson was defensive backs coach and recruiting coordinator at Charleston Southern, tutoring all-Big South players Demaris Freeman, Charles James, Chris Kuzdale and Elijah Lee. He added the defensive passing game coordinator title before the 2012 season. In 2013, Charleston Southern finished the campaign with a 10-3 record and a No. 22 national ranking; the Bucs finished the season with the nation's No. 3 pass defense.

Woodson was at Millsaps College from 2005-08, helping produce three consecutive Southern Collegiate Athletic Conference (SCAC) championships. In 2008, Millsaps finished with an 11-1 record and a No. 12 national ranking. In his three seasons, Woodson coached all-SCAC performers Jonathan Brooks, Jacob Hanberry, Marcus Harris and Ray Kline.

He was a two-year letterman at Ole Miss, recording 38 career tackles and an interception as a starter at safety before his career was cut short by a knee injury before his senior season. He earned a bachelor's degree in political science with an emphasis in criminal justice from Ole Miss in 2003, and was selected for the Senior Leadership Unity Council.

A native of Moss Point, Miss., where he was part of two state championship teams at Moss Point High and played in the Bernard Blackwell Classic, Woodson and his wife Chastity, who holds a bachelor's from Loyola (La.) and a master's from Howard University, have two sons, Carter and Bryce.

# Football Support Staff



**Dr. Siraj Abdullah**  
Associate Primary Care  
Team Physician



**Dr. James Andrews**  
Orthopaedic Surgeon




**Joyce Boles**  
Executive Secretary



**Jorrell Bostrom**  
Director of Player  
Development



**Beth Burkett**  
Coordinator of  
On-Campus Recruiting




**Ken Carter**  
Defensive Analyst



**Andrew Crane**  
Assistant Athletic  
Trainer



**Marcus Davis**  
Assistant Director of  
Player Personnel



**Dr. Jos Edison**  
Associate Primary Care  
Team Physician



**Dr. Benton A. Emblom**  
Associate Primary Care  
Team Physician



**Will Flowers**  
Director of Branding/  
Creative Services



**Claudia Gleaton**  
Administrative Asst.  
Recruiting



**Dr. Michael Goodlett**  
Team Physician



**Doug Goodwin**  
Director of High School  
Relations/NFL Liaison




**Levorn Harbin**  
Director of Recruiting



**Steve Haunga**  
Offensive Graduate  
Assistant




**Morris Henry**  
Assistant Strength and  
Conditioning Coach



**Adam Herring**  
Defensive Analyst



**Anthony Kincy**  
Assistant Strength and  
Conditioning Coach




**Bo Larkin**  
Director of Football  
Technology/Video Coordinator



**Dana Marquez**  
Associate AD/  
Equipment Operations



**Connor Mielke**  
Assistant Strength and  
Conditioning Coach



**Charles Moore**  
Defensive Graduate  
Assistant



**Mollie Moore**  
Director of On-Campus  
Recruiting



# Football Support Staff



**Kirk Nielsen**  
*Senior Athletic Trainer*



**John Perkins**  
*Assistant Equipment  
Manager*



**Joe-Joe Petrone**  
*Director of Sports  
Medicine*



**Courtney Prince**  
*Defensive Graduate  
Assistant*



**Brad Rapacz**  
*Director of Equipment*



**Taylor Reed**  
*Offensive Graduate  
Assistant*



**Jeremy Roberts**  
*Associate AD/  
Operations*



**Ryan Russell**  
*Assistant AD/Athletic  
Performance*



**Jonathan Rutledge**  
*Special Teams Analyst*



**Natasha Sanders**  
*Coordinator of  
On-Campus Recruiting*



**Lauren Silvio**  
*Sports Dietician*



**Kendall Simmons**  
*Offensive Analyst*



**Hunter Smithwick**  
*Assistant Equipment  
Manager*



**Robbie Stewart**  
*Head Athletic Trainer*



**J.T. Thomas**  
*Assistant Equipment  
Manager*



**Bryan Tatum**  
*Assistant Strength and  
Conditioning Coach*



**Emily Ann Tatum**  
*Assistant to the  
Head Coach*



**Lewie Thompson**  
*Assistant Video  
Coordinator*



**Ryan Trichel**  
*Director of Player  
Personnel*



**Barrett Trotter**  
*Offensive Analyst*



**David Walsh**  
*Manager of Plainsman  
Park Physical Therapy*



**Brett Whiteside**  
*Director of Football  
Operations/Administration*



**Addison Williams**  
*Analyst/Assistant to the  
Head Coach*



**Rev. Chette Williams**  
*Team Chaplain*

# 2018 Season Stats

RECORD.....	OVERALL	HOME	AWAY	NEUTRAL
ALL GAMES.....	8-5	5-2	1-3	2-0
CONFERENCE.....	3-5	2-2	1-3	0-0
NON-CONFERENCE.....	5-0	3-0	0-0	2-0

DATE .....	OPPONENT	W/L	SCORE	ATTEND
9/1/18.....	vs #6 Washington	W	21-16	70,103
9/8/18.....	ALABAMA STATE	W	63-9	84,806
9/15/18.....	*#12 LSU	L	21-22	86,787
9/22/18.....	*ARKANSAS	W	34-3	84,188
9/29/18.....	SOUTHERN MISS	W	24-13	83,792
10/6/18.....	*at Mississippi State	L	9-23	60,635
10/13/18.....	*TENNESSEE	L	24-30	84,589
10/20/18.....	*at Ole Miss	W	31-16	56,885
11/3/18.....	*#25 TEXAS A&M	W	28-24	85,945
11/10/18.....	at #5 Georgia	L	10-27	92,746
11/17/18.....	LIBERTY	W	53-0	81,129
11/24/18.....	*at #1 Alabama	L	21-52	101,821
12/28/18.....	vs Purdue	W	63-14	59,024
.....	-SEC game			

## TEAM STATISTICS..... AU..... OPP

<b>SCORING</b>	402	249
Points Per Game	30.9	19.2
Points Off Turnovers	75	42
<b>FIRST DOWNS</b>	265	249
Rushing	128	97
Passing	115	122
Penalty	22	30
<b>RUSHING YARDAGE</b>	2177	1809
Yards gained rushing	2496	2183
Yards lost rushing	319	374
Rushing Attempts	512	475
Average Per Rush	4.3	3.8
Average Per Game	167.5	139.2
TDs Rushing	25	9
<b>PASSING YARDAGE</b>	2892	2853
Comp-Att-Int	233-382-5	234-422-14
Average Per Pass	7.6	6.8
Average Per Catch	12.4	12.2
Average Per Game	222.5	219.5
TDs Passing	21	16
<b>TOTAL OFFENSE</b>	5069	4662
Total Plays	894	897
Average Per Play	5.7	5.2
Average Per Game	389.9	358.6
KICK RETURNS: #-Yards	21-452	16-311
PUNT RETURNS: #-Yards	32-344	11-37
INT RETURNS: #-Yards	14-173	5-44
KICK RETURN AVERAGE	21.5	19.4
PUNT RETURN AVERAGE	10.8	3.4
INT RETURN AVERAGE	12.4	8.8
FUMBLES-LOST	26-8	18-8
PENALTIES-Yards	83-737	90-719
Average Per Game	56.7	55.3
PUNTS-Yards	57-2506	73-2859
Average Per Punt	44.0	39.2
Net punt average	41.9	33.6
KICKOFFS-Yards	79-5021	58-3336
Average Per Kick	63.6	57.5
Net kick average	41.9	38.9
TIME OF POSSESSION/Game	28:21	31:39
3RD-DOWN Conversions	66/179	67/195
3rd-Down Pct	37%	34%
4TH-DOWN Conversions	11/22	8/21
4th-Down Pct	50%	38%
SACKS BY-Yards	38-256	23-168
MISC YARDS	55	0
TOUCHDOWNS SCORED	51	26
FIELD GOALS-ATTEMPTS	15-26	22-30

ON-SIDE KICKS	0-1	0-2
RED-ZONE SCORES	(43-53) 81%	(29-35) 83%
RED-ZONE TOUCHDOWNS	(32-53) 60%	(12-35) 34%
PAT-ATTEMPTS	(49-49) 100%	(25-25) 100%
ATTENDANCE	591236	312087
Games/Avg Per Game	7/84462	4/78022
Neutral Site Games		2/64564

<b>SCORE BY QUARTERS</b> .....	1st	2nd	3rd	4th	Total
Auburn .....	131	127	87	57	402
Opponents.....	39	82	71	57	249

<b>RUSHING</b> .....	GP	Att	Gain	Loss	Net	Avg	TD	Long	Avg/G
Ja'Tarvious Whitlow.....	13	150	827	40	787	5.2	6	54	60.5
Kam Martin.....	11	103	474	16	458	4.4	1	20	41.6
Shaun Shivers.....	13	70	390	19	371	5.3	3	30	28.5
Anthony Schwartz.....	13	27	236	25	211	7.8	5	23	16.2
Malik Willis.....	8	12	93	5	88	7.3	1	30	11.0
Malik Miller.....	10	19	71	3	68	3.6	3	17	6.8
Asa Martin.....	6	13	57	0	57	4.4	0	8	9.5
C.J. Tolbert.....	3	15	53	2	51	3.4	0	17	17.0
Cord Sandberg.....	1	3	35	0	35	11.7	0	15	35.0
Joey Gatewood.....	1	3	28	0	28	9.3	0	20	28.0
Matthew Hill.....	4	2	22	1	21	10.5	0	22	5.2
Ryan Davis.....	13	3	15	3	12	4.0	0	10	0.9
Harold Joiner.....	1	3	9	0	9	3.0	1	5	9.0
James Owens Moss.....	3	1	5	0	5	5.0	0	5	1.7
Chandler Cox.....	13	3	3	0	3	1.0	2	1	0.2
Devin Adams.....	2	1	1	0	1	1.0	0	1	0.5
Jarrett Stidham.....	13	72	177	176	1	0.0	3	18	0.1
TEAM.....	8	12	0	29	-29	-2.4	0	0	-3.6
<b>TOTAL.....</b>	<b>13</b>	<b>512</b>	<b>2496</b>	<b>319</b>	<b>2177</b>	<b>4.3</b>	<b>25</b>	<b>54</b>	<b>167.5</b>
<b>OPPONENTS.....</b>	<b>13</b>	<b>475</b>	<b>2183</b>	<b>374</b>	<b>1809</b>	<b>3.8</b>	<b>9</b>	<b>77</b>	<b>139.2</b>

<b>PASSING</b> .....	G	Effic	Cmp-Att-Int	Pct	Yds	TD	Lng	Avg/G
Jarrett Stidham.....	13	137.70	224-369-5	60.7	2794	18	76	214.9
Malik Willis.....	8	100.23	5-7-0	71.4	24	0	7	3.0
Ryan Davis.....	13	610.60	2-2-0	100.0	43	2	23	3.3
Cord Sandberg.....	1	284.80	1-1-0	100.0	22	0	22	22.0
Joey Gatewood.....	1	0.00	0-1-0	0.0	0	0	0	0.0
TEAM.....	8	0.00	0-1-0	0.0	0	0	0	0.0
Ja'Tarvious Whitlow.....	13	505.60	1-1-0	100.0	9	1	9	0.7
<b>TOTAL.....</b>	<b>13</b>	<b>140.11</b>	<b>233-382-5</b>	<b>61.0</b>	<b>2892</b>	<b>21</b>	<b>76</b>	<b>222.5</b>
<b>OPPONENTS.....</b>	<b>13</b>	<b>118.12</b>	<b>234-422-14</b>	<b>55.5</b>	<b>2853</b>	<b>16</b>	<b>71</b>	<b>219.5</b>

<b>RECEIVING</b> .....	G	No.	Yds	Avg	TD	Long	Avg/G
Ryan Davis.....	13	69	546	7.9	1	47	42.0
Darius Slayton.....	12	35	670	19.1	5	74	55.8
Seth Williams.....	13	26	534	20.5	5	62	41.1
Anthony Schwartz.....	13	22	357	16.2	2	76	27.5
Ja'Tarvious Whitlow.....	13	15	173	11.5	2	66	13.3
Malik Miller.....	10	13	144	11.1	1	30	14.4
Sal Cannella.....	13	12	111	9.2	3	22	8.5
Chandler Cox.....	13	11	93	8.5	1	19	7.2
Kam Martin.....	11	10	64	6.4	0	17	5.8
John Samuel Shenker.....	12	3	40	13.3	1	26	3.3
Eli Stove.....	3	3	17	5.7	0	8	5.7
N. Craig-Myers.....	3	2	39	19.5	0	24	13.0
Asa Martin.....	6	2	36	18.0	0	33	6.0
Shedrick Jackson.....	11	2	15	7.5	0	9	1.4
Griffin King.....	4	2	15	7.5	0	8	3.8
Shaun Shivers.....	13	2	-8	-4.0	0	0	-0.6
Cedric Chambers.....	2	1	22	22.0	0	22	11.0
Jalen Harris.....	3	1	12	12.0	0	12	4.0
Tucker Brown.....	13	1	9	9.0	0	9	0.7
Anders Carlson.....	13	1	3	3.0	0	3	0.2
<b>TOTAL.....</b>	<b>13</b>	<b>233</b>	<b>2892</b>	<b>12.4</b>	<b>21</b>	<b>76</b>	<b>222.5</b>
<b>OPPONENTS.....</b>	<b>13</b>	<b>234</b>	<b>2853</b>	<b>12.2</b>	<b>16</b>	<b>71</b>	<b>219.5</b>

# 2018 Season Stats

PUNT RETURNS..... No.	Yds	Avg	TD	Long	
Ryan Davis .....	22	217	9.9	0	48
Christian Tutt .....	5	65	13.0	0	32
Jordyn Peters.....	2	39	19.5	0	0
Smoke Monday .....	1	2	2.0	0	0
K.J. Britt .....	1	11	11.0	0	11
Griffin King.....	1	0	0.0	0	0
Devan Barrett .....	0	10	0.0	1	10
<b>Total.....</b>	<b>32</b>	<b>344</b>	<b>10.8</b>	<b>1</b>	<b>48</b>
<b>Opponents.....</b>	<b>11</b>	<b>37</b>	<b>3.4</b>	<b>0</b>	<b>13</b>

INTERCEPTIONS..... No.	Yds	Avg	TD	Long	
Jamel Dean .....	2	0	0.0	0	0
Javaris Davis.....	2	72	36.0	0	57
Jeremiah Dinson.....	2	3	1.5	0	12
Daniel Thomas .....	2	29	14.5	1	29
Noah Igbinoghene.....	1	0	0.0	0	0
Jamien Sherwood.....	1	0	0.0	0	0
Big Kat Bryant .....	1	20	20.0	1	20
Darrell Williams.....	1	26	26.0	1	26
Smoke Monday .....	1	0	0.0	0	0
Christian Tutt .....	1	23	23.0	0	23
<b>Total.....</b>	<b>14</b>	<b>173</b>	<b>12.4</b>	<b>3</b>	<b>57</b>
<b>Opponents.....</b>	<b>5</b>	<b>44</b>	<b>8.8</b>	<b>0</b>	<b>20</b>

KICK RETURNS..... No.	Yds	Avg	TD	Long	
Noah Igbinoghene.....	11	311	28.3	1	96
Spencer Nigh .....	3	29	9.7	0	14
JaTarvious Whitlow.....	3	80	26.7	0	36
Asa Martin .....	1	18	18.0	0	18
Chandler Cox.....	1	18	18.0	0	18
Darius Slayton .....	1	-11	-11.0	0	0
Shaun Shivers .....	1	7	7.0	0	7
<b>Total.....</b>	<b>21</b>	<b>452</b>	<b>21.5</b>	<b>1</b>	<b>96</b>
<b>Opponents.....</b>	<b>16</b>	<b>311</b>	<b>19.4</b>	<b>0</b>	<b>41</b>

FUMBLE RETURNS..... No.	Yds	Avg	TD	Long	
Matthew Hill.....	1	3	3.0	0	3
Daniel Thomas .....	1	40	40.0	0	40
<b>Total.....</b>	<b>2</b>	<b>43</b>	<b>21.5</b>	<b>0</b>	<b>40</b>
<b>Opponents.....</b>	<b>2</b>	<b>13</b>	<b>6.5</b>	<b>0</b>	<b>8</b>

SCORING..... TD	FGs	PATs						DXP	Saf	Points
		Kick	Rush	Rcv	Pass					
Anders Carlson .....	0	15-25	44-44	0-0	0	0-0	0	0	0	89
JaTarvious Whitlow.....	8	0-0	0-0	0	0-0	0	0	0	0	48
Anthony Schwartz .....	7	0-0	0-0	0	0-0	0	0	0	0	42
Darius Slayton .....	5	0-0	0-0	0	0-0	0	0	0	0	30
Seth Williams.....	5	0-0	0-0	0	0-0	0	0	0	0	30
Malik Miller .....	4	0-0	0-0	0	0-0	0	0	0	0	24
Chandler Cox.....	3	0-0	0-0	0	0-1	0	0	0	0	18
Sal Cannella .....	3	0-0	0-0	0	0-0	0	0	0	0	18
Jarrett Stidham .....	3	0-0	0-0	0	0-0	0	0	0	0	18
Shaun Shivers .....	3	0-0	0-0	0	0-0	0	0	0	0	18
Noah Igbinoghene.....	1	0-0	0-0	0	0-0	0	0	0	0	6
Devan Barrett .....	1	0-0	0-0	0	0-0	0	0	0	0	6
John Samuel Shenker ..	1	0-0	0-0	0	0-0	0	0	0	0	6
Kam Martin .....	1	0-0	0-0	0	0-0	0	0	0	0	6
Ryan Davis .....	1	0-0	0-0	0	0-0	0	0	0	0	6
Darrell Williams.....	1	0-0	0-0	0	0-0	0	0	0	0	6
Big Kat Bryant .....	1	0-0	0-0	0	0-0	0	0	0	0	6
Harold Joiner .....	1	0-0	0-0	0	0-0	0	0	0	0	6
Daniel Thomas .....	1	0-0	0-0	0	0-0	0	0	0	0	6
Malik Willis.....	1	0-0	0-0	0-1	0	0-0	0	0	0	6
Ian Shannon.....	0	0-1	5-5	0-0	0	0-0	0	0	0	5
Jordyn Peters.....	0	0-0	0-0	0-0	0	0-0	0	1	0	2
<b>TOTAL.....</b>	<b>51</b>	<b>15-26</b>	<b>49-49</b>	<b>0-1</b>	<b>0</b>	<b>0-1</b>	<b>0</b>	<b>1</b>	<b>0</b>	<b>402</b>
<b>OPPONENTS.....</b>	<b>26</b>	<b>22-30</b>	<b>25-25</b>	<b>0-0</b>	<b>0</b>	<b>0-1</b>	<b>0</b>	<b>1</b>	<b>0</b>	<b>249</b>

TOTAL OFFENSE..... G	Plays	Rush	Pass	Total	Avg/G	
Jarrett Stidham .....	13	441	1	2794	215.0	
JaTarvious Whitlow.....	13	151	787	9	796	61.2
Kam Martin .....	11	103	458	0	458	41.6
Shaun Shivers .....	13	70	371	0	371	28.5
Anthony Schwartz .....	13	27	211	0	211	16.2
Malik Willis.....	8	19	88	24	112	14.0
Malik Miller .....	10	19	68	0	68	6.8
Cord Sandberg .....	1	4	35	22	57	57.0
Asa Martin .....	6	13	57	0	57	9.5
Ryan Davis .....	13	5	12	43	55	4.2
C.J. Tolbert .....	3	15	51	0	51	17.0
Joey Gatewood .....	1	4	28	0	28	28.0
Matthew Hill.....	4	2	21	0	21	5.2
Harold Joiner .....	1	3	9	0	9	9.0
James Owens Moss.....	3	1	5	0	5	1.7
Chandler Cox.....	13	3	3	0	3	0.2
Devin Adams.....	2	1	1	0	1	0.5
TEAM.....	8	13	-29	0	-29	-3.6
<b>TOTAL.....</b>	<b>13</b>	<b>894</b>	<b>2177</b>	<b>2892</b>	<b>5069</b>	<b>389.9</b>
<b>OPPONENTS.....</b>	<b>13</b>	<b>897</b>	<b>1809</b>	<b>2853</b>	<b>4662</b>	<b>358.6</b>

PUNTING..... No.	Yds	Avg	Long	TB	FC	I20	50+	Blkd	
Arryn Siposs .....	56	2476	44.2	60	4	23	17	10	0
Aidan Marshall.....	1	30	30.0	30	0	0	0	0	0
<b>Total.....</b>	<b>57</b>	<b>2506</b>	<b>44.0</b>	<b>60</b>	<b>4</b>	<b>23</b>	<b>17</b>	<b>10</b>	<b>0</b>
<b>Opponents.....</b>	<b>73</b>	<b>2859</b>	<b>39.2</b>	<b>69</b>	<b>3</b>	<b>19</b>	<b>23</b>	<b>11</b>	<b>4</b>

KICKOFFS..... No.	Yds	Avg	TB	OB	Retn	Net	YdLn
Anders Carlson .....	70	4450	63.6	51	2		
Ian Shannon .....	9	571	63.4	5	1		
<b>TOTAL.....</b>	<b>79</b>	<b>5021</b>	<b>63.6</b>	<b>56</b>	<b>3</b>	<b>311</b>	<b>41.9</b>
<b>OPPONENTS.....</b>	<b>58</b>	<b>3336</b>	<b>57.5</b>	<b>25</b>	<b>1</b>	<b>452</b>	<b>38.9</b>

FIELD GOALS.....FGM-FGA	Pct	01-19	20-29	30-39	40-49	50-99	Lg	Blk	
Anders Carlson .....	15-25	60.0	1-1	7-7	2-3	3-5	2-9	53	1
Ian Shannon .....	0-1	0.0	0-0	0-0	0-1	0-0	0-0	0	0

FG SEQUENCE	Auburn	Opponents
Washington	(32),33,(28),(53),54	(31),(28),40,(30)
Alabama State	-	43
LSU	52	53,(33),(27),(42)
Arkansas	54,(18),50,(43)	40,(29)
Southern Miss	53,(23)	(44),(51)
Mississippi State	(47),50,(38),(24)	(25),(47),(32),31
Tennessee	(20),54	(42),48,(45),(20)
Ole Miss	47,(28),45	40,(36),(37),(35)
Texas A&M	-	(35),36
Georgia	(27)	(25),(20)
Liberty	(53),(20),(49),35	-
Alabama	-	(30)
Purdue	-	-

Numbers in (parentheses) indicate field goal was made

ALL PURPOSE..... G	Rush	Rec	PR	KOR	IR	Tot	Avg/G	
JaTarvious Whitlow.....	13	787	173	0	80	0	1040	80.0
Ryan Davis .....	13	12	546	217	0	0	775	59.6
Darius Slayton .....	12	0	670	0	-11	0	659	54.9
Anthony Schwartz .....	13	211	357	0	0	0	568	43.7
Seth Williams.....	13	0	534	0	0	0	534	41.1
Kam Martin .....	11	458	64	0	0	0	522	47.5
Shaun Shivers .....	13	371	-8	0	7	0	370	28.5
Noah Igbinoghene.....	13	0	0	0	311	0	311	23.9
Malik Miller .....	10	68	144	0	0	0	212	21.2

# 2018 Defensive Stats

DEFENSIVE LEADERS.....	GP	-----Tackles-----			TFL/Yds	-Sacks-	-----Pass Def-----			---Fumbles---		Blkd Kick	Saf	
		Solo	Ast	Total			No-Yards	Int-Yds	BrUp	QBH	Rcv-Yds			FF
57	Deshaun Davis.....	13	57	59	116	15.0-43	3.5-20	.	2	4	.	.	.	
49	Darrell Williams.....	13	37	37	74	7.0-20	1.0-8	1-26	2	2	1-0	.	.	
24	Daniel Thomas.....	13	48	26	74	2.0-7	.	2-29	3	3	1-40	2	.	
20	Jeremiah Dinson.....	13	31	33	64	4.0-10	1.0-2	2-3	3	1	.	1	.	
4	Noah Igbinoghene.....	13	39	11	50	1.5-1	.	1-0	11	.	.	1	.	
5	Derrick Brown.....	13	24	24	48	10.5-48	4.5-39	.	2	6	1-0	1	.	
3	Marlon Davidson.....	13	20	26	46	4.5-19	3.5-18	.	3	11	1-0	.	3	
13	Javaris Davis.....	12	36	5	41	3.0-8	1.0-6	2-72	8	.	.	.	.	
48	Montavious Atkinson.....	13	14	27	41	1.0-4	0.5-2	.	.	2	.	.	.	
95	Dontavious Russell.....	13	13	23	36	6.0-16	1.5-6	.	.	2	.	.	.	
12	Jamel Dean.....	12	21	9	30	2.0-7	1.0-3	2-0	9	.	1-0	.	.	
91	Nick Coe.....	11	15	12	27	13.5-61	7.0-43	.	.	3	.	2	.	
6	Christian Tutt.....	11	17	8	25	1.0-6	1.0-6	1-23	.	2	.	.	.	
15	Jordyn Peters.....	13	12	12	24	3.5-11	1.0-8	.	1	1	1-0	.	3	
9	Jamien Sherwood.....	13	12	11	23	1.5-15	1.5-15	1-0	3	1	.	.	.	
33	K.J. Britt.....	13	15	8	23	2.0-2	.	.	1	.	.	.	.	
1	Big Kat Bryant.....	13	10	8	18	4.0-21	3.5-18	1-20	3	4	.	1	.	
79	Andrew Williams.....	13	4	12	16	3.0-17	1.0-16	.	.	1	.	.	.	
21	Smoke Monday.....	13	7	8	15	2.0-16	2.0-16	1-0	.	.	.	.	1	
55	T.D. Moultry.....	13	5	6	11	2.5-5	1.5-4	.	.	3	.	1	.	
31	Chandler Wooten.....	9	2	8	10	.	.	.	.	.	.	.	.	
94	Tyrone Truesdell.....	12	5	4	9	0.5-1	.	.	1	.	.	.	.	
37	Richard Jibunor.....	10	6	2	8	3.0-28	2.0-26	.	.	.	.	1	.	
44	Daquan Newkirk.....	8	2	5	7	.	.	.	.	.	.	.	.	
17	Roger McCreary.....	7	2	3	5	.	.	.	1	.	.	.	.	
8	Coynis Miller.....	9	2	3	5	1.0-2	.	.	.	.	.	.	.	
35	Zakoby McClain.....	13	3	1	4	.	.	.	1	.	.	.	.	
92	Alec Jackson.....	11	1	3	4	1.0-3	.	.	.	.	.	.	.	
46	Devin Guice.....	3	3	.	3	1.0-3	.	.	.	.	.	.	.	
10	Devan Barrett.....	4	3	.	3	.	.	.	.	.	.	.	.	
5	Anthony Schwartz.....	13	2	1	3	.	.	.	.	.	.	.	.	
45	Caleb Johnson.....	2	1	1	2	.	.	.	.	.	.	.	.	
30	Michael Harris.....	2	1	1	2	.	.	.	.	.	.	.	.	
97	Gary Walker.....	6	.	2	2	.	.	.	.	.	1-0	.	.	
62	Jaunta'vius Johnson.....	2	.	1	1	.	.	.	.	.	.	.	.	
36	Josh Marsh.....	1	1	.	1	.	.	.	.	.	.	1	.	
19	Matthew Hill.....	4	.	1	1	.	.	.	.	.	1-3	.	.	
18	Seth Williams.....	13	.	1	1	.	.	.	.	.	.	.	.	
27	Chandler Cox.....	13	1	.	1	.	.	.	.	.	.	.	.	
64	Mike Horton.....	13	1	.	1	.	.	.	.	.	.	.	.	
23	Ryan Davis.....	13	1	.	1	.	.	.	.	.	.	.	.	
	<b>Total.....</b>	<b>13</b>	<b>474</b>	<b>402</b>	<b>876</b>	<b>96-374</b>	<b>38-256</b>	<b>14-173</b>	<b>54</b>	<b>46</b>	<b>8-43</b>	<b>11</b>	<b>7</b>	<b>1</b>
	<b>Opponents.....</b>	<b>14</b>	<b>622</b>	<b>466</b>	<b>1088</b>	<b>89.0-342</b>	<b>36-224</b>	<b>6-52</b>	<b>30</b>	<b>50</b>	<b>14-67</b>	<b>15</b>	<b>3</b>	<b>.</b>

## Special Teams Tackles

SPECIAL TEAMS.....	-----Tackles-----			SPECIAL TEAMS.....	-----Tackles-----		
	Total	KO	Punt		Total	KO	Punt
Darrell Williams.....	4	2	2	Marquis McClain.....	2	2	0
Jamel Dean.....	4	2	2	Jordyn Peters.....	2	1	1
Jeremiah Dinson.....	4	4	0	T.D. Moultry.....	1	1	0
Montavious Atkinson.....	3	3	0	Ike Powell.....	1	0	1
KJ Britt.....	3	3	0	Tre' Williams.....	1	1	0
Jordyn Peters.....	3	3	0	Tray Matthews.....	1	1	0
Deshaun Davis.....	3	1	2	Devan Barrett.....	1	1	0
Carlton Davis.....	2	0	2	Nate Craig Myers.....	1	1	0
Javaris Davis.....	2	1	1	Marlon Davidson.....	1	1	0
Nick Ruffin.....	2	2	0	Richard McBryde.....	1	1	0
Jason Smith.....	2	2	0	<b>TOTALS.....</b>	<b>36</b>	<b>26</b>	<b>10</b>



# 2018 Scoring Drives

Plays	Yards	TOP	Qtr	Scoring Play
<b>WASHINGTON</b>				
6	36	2:12	1	Sal Cannella 10 yd pass from Stidham (Willis rush failed)
11	49	4:03	1	Anders Carlson 32 yd FG
12	63	4:08	2	Anders Carlson 28 yd FG
10	38	4:25	2	Anders Carlson 53 yd FG
10	76	3:34	4	JaTarvious Whitlow 10 yd run (Cox pass failed)
<b>Total</b>	<b>49</b>	<b>262</b>	<b>18:22</b>	<b>(5 scoring drives)</b>
<b>Avg.</b>	<b>9.8</b>	<b>52.4</b>	<b>3:40</b>	<b>(Season: 5 scoring drives, 49 plays, 262 yards)</b>

<b>ALABAMA STATE</b>				
10	74	3:28	1	Jarrett Stidham 6 yd run (Carlson kick)
5	81	2:23	1	Anthony Schwartz 57 yd pass from Stidham (Carlson kick)
6	89	1:42	2	Kam Martin 4 yd run (Carlson kick)
1	23	0:10	2	Anthony Schwartz 23 yd run (Carlson kick)
10	48	3:59	3	Harold Joiner 2 yd run (Shannon kick)
4	54	2:27	3	Shaun Shivers 2 yd run (Shannon kick)
4	64	2:30	4	Malik Miller 14 yd run (Shannon kick)
<b>Total</b>	<b>40</b>	<b>433</b>	<b>16:39</b>	<b>(7 scoring drives)</b>
<b>Avg.</b>	<b>5.7</b>	<b>61.9</b>	<b>2:23</b>	<b>(Season: 12 scoring drives, 89 plays, 695 yards)</b>

<b>LSU</b>				
10	75	3:31	2	JaTarvious Whitlow 7 yd run (Carlson kick)
9	66	2:38	2	Shaun Shivers 7 yd run (Carlson kick)
7	55	2:08	3	Darius Slayton 4 yd pass from Stidham (Carlson kick)
<b>Total</b>	<b>26</b>	<b>196</b>	<b>8:17</b>	<b>(3 scoring drives)</b>
<b>Avg.</b>	<b>8.7</b>	<b>65.3</b>	<b>2:46</b>	<b>(Season: 15 scoring drives, 115 plays, 891 yards)</b>

<b>ARKANSAS</b>				
7	27	2:21	1	JaTarvious Whitlow 5 yd run (Carlson kick)
4	1	1:25	1	Anders Carlson 18 yd FG
4	9	2:19	2	Jarrett Stidham 4 yd run (Carlson kick)
8	72	3:51	4	JaTarvious Whitlow 15 yd run (Carlson kick)
4	-10	2:36	4	Anders Carlson 43 yd FG
<b>Total</b>	<b>27</b>	<b>99</b>	<b>12:32</b>	<b>(5 scoring drives)</b>
<b>Avg.</b>	<b>5.4</b>	<b>19.8</b>	<b>2:30</b>	<b>(Season: 20 scoring drives, 142 plays, 990 yards)</b>

<b>SOUTHERN MISS</b>				
2	47	0:39	1	Seth Williams 46 yd pass from Stidham (Carlson kick)
13	73	6:07	2	Anthony Schwartz 6 yd run (Carlson kick)
4	71	1:41	3	Chandler Cox 2 yd pass from Stidham (Carlson kick)
6	19	2:44	4	Anders Carlson 23 yd FG
<b>Total</b>	<b>25</b>	<b>210</b>	<b>11:11</b>	<b>(4 scoring drives)</b>
<b>Avg.</b>	<b>6.3</b>	<b>52.5</b>	<b>3:00</b>	<b>(Season: 24 scoring drives, 167 plays, 1,200 yards)</b>

<b>MISSISSIPPI STATE</b>				
4	9	1:13	1	Anders Carlson 47 yd FG
6	55	1:10	3	Anders Carlson 38 yd FG
10	52	2:22	4	Anders Carlson 38 yd FG
<b>Total</b>	<b>20</b>	<b>116</b>	<b>4:45</b>	<b>(3 scoring drives)</b>
<b>Avg.</b>	<b>6.7</b>	<b>38.7</b>	<b>1:35</b>	<b>(Season: 27 scoring drives, 187 plays, 1,316 yards)</b>

<b>TENNESSEE</b>				
14	75	5:16	1	Chandler Cox 1 yd run (Carlson kick)
10	73	3:04	1	Anders Carlson 20 yd FG
2	79	0:43	2	Anthony Schwartz 76 yd pass from Stidham (Carlson kick)
13	88	1:56	4	Seth Williams 14 yd pass from Stidham (Carlson kick)
<b>Total</b>	<b>39</b>	<b>315</b>	<b>10:59</b>	<b>(4 scoring drives)</b>
<b>Avg.</b>	<b>9.8</b>	<b>78.8</b>	<b>2:45</b>	<b>(Season: 31 scoring drives, 226 plays, 1,631 yards)</b>

Plays	Yards	TOP	Qtr	Scoring Play
<b>OLE MISS</b>				
11	77	3:44	1	JaTarvious Whitlow 3 yd pass from Stidham (Carlson kick)
15	75	4:54	2	Anders Carlson 28 yd FG
7	68	2:53	3	Malik Miller 1 yd run (Carlson kick)
4	75	1:37	3	Anthony Schwartz 0 yd fumble recovery (Carlson kick)
3	62	0:58	3	Malik Miller 2 yd run (Carlson kick)
<b>Total</b>	<b>40</b>	<b>357</b>	<b>14:06</b>	<b>(5 scoring drives)</b>
<b>Avg.</b>	<b>8.0</b>	<b>71.4</b>	<b>2:49</b>	<b>(Season: 36 scoring drives, 266 plays, 1,988 yards)</b>

<b>TEXAS A&amp;M</b>				
1	20	:06	1	Sal Cannella 20 yd pass from R. Davis (Carlson kick)
9	80	3:34	2	Seth Williams 11 yd pass from Stidham (Carlson kick)
8	71	2:00	4	Chandler Cox 1 yd run (Carlson kick)
2	58	:23	4	Seth Williams 11 yd pass from Stidham (Carlson kick)
<b>Total</b>	<b>20</b>	<b>229</b>	<b>6:03</b>	<b>(4 scoring drives)</b>
<b>Avg.</b>	<b>5.0</b>	<b>57.3</b>	<b>1:30</b>	<b>(Season: 40 scoring drives, 286 plays, 2,217 yards)</b>

<b>GEORGIA</b>				
8	75	2:33	1	John Shenker 9 yd pass from Whitlow (Carlson kick)
11	66	3:27	2	Anders Carlson 27 yd FG
<b>Total</b>	<b>19</b>	<b>141</b>	<b>6:00</b>	<b>(2 scoring drives)</b>
<b>Avg.</b>	<b>9.5</b>	<b>70.5</b>	<b>3:00</b>	<b>(Season: 42 scoring drives, 305 plays, 2,358 yards)</b>

<b>LIBERTY</b>				
6	31	1:23	1	Anders Carlson 53 yd FG
--	--	--	1	Darrell Williams 26 yd INT return (Carlson kick)
--	--	--	1	Jordyn Peters safety
11	77	4:05	1	Anders Carlson 20 yd FG
10	72	3:38	2	Jarrett Stidham 1 yd run (Carlson kick)
16	55	6:38	2	Anders Carlson 49 yd FG
2	33	:16	2	Sal Cannella 22 yd pass from Stidham (Carlson kick)
4	65	1:38	3	Seth Williams 45 yd pass from Stidham (Carlson kick)
5	51	2:34	3	Shaun Shivers 25 yd run (Shannon kick)
4	43	2:24	3	Malik Willis 16 yd run (Shannon kick)
<b>Total</b>	<b>58</b>	<b>427</b>	<b>22:36</b>	<b>(8 scoring drives)</b>
<b>Avg.</b>	<b>7.2</b>	<b>53.3</b>	<b>2:49</b>	<b>(Season: 50 scoring drives, 363 plays, 2,785 yards)</b>

<b>ALABAMA</b>				
10	73	4:01	1	Anthony Schwartz 9 yd run (Carlson kick)
2	23	:53	2	Malik Miller 23 yd pass from Ryan Davis (Carlson kick)
3	60	1:25	3	Darius Slayton 52 yd pass from Stidham (Carlson kick)
<b>Total</b>	<b>15</b>	<b>156</b>	<b>6:19</b>	<b>(3 scoring drives)</b>
<b>Avg.</b>	<b>5.0</b>	<b>52.0</b>	<b>2:06</b>	<b>(Season: 53 scoring drives, 378 plays, 2,941 yards)</b>

<b>PURDUE</b>				
3	75	1:03	1	J. Whitlow 66 yd pass from Stidham (Carlson kick)
9	87	2:10	1	JaTarvious Whitlow 2 yd run (Carlson kick)
3	18	:28	1	JaTarvious Whitlow 1 yd run (Carlson kick)
2	75	:37	1	Darius Slayton 74 yd pass from Stidham (Carlson kick)
2	44	:41	2	Darius Slayton 52 yd pass from Stidham (Carlson kick)
--	--	--	2	Big Kat Bryant 20 yd INT return (Carlson kick)
12	65	4:51	2	Anthony Schwartz 6 yd run (Carlson kick)
4	49	1:03	2	Darius Slayton 34 yd pass from Stidham (Carlson kick)
12	78	6:28	3	Ryan Davis 5 yd pass from Stidham (Carlson kick)
<b>Total</b>	<b>47</b>	<b>491</b>	<b>11:21</b>	<b>(8 scoring drives)</b>
<b>Avg.</b>	<b>5.8</b>	<b>61.3</b>	<b>1:25</b>	<b>(Season: 61 scoring drives, 425 plays, 3,432 yards)</b>

**AVERAGE SCORING DRIVE: PLAYS: 6.9 • YARDS: 56.2 • TIME: 2:26**

# 2018 Game-By-Game Team Stats

Game	Score	First Downs		Rushing	Passing			Total Off.	Punts	Fum.	Penalties	3rd	Time of
		Tot	Ru-Pa-Pe	No-Yds-TD	C-A-I	Yds	TD	Pl-Yds	No-Avg	F-L	No-Yds	Downs	Poss
Auburn (#9)	21	27	8-17-2	45-174-1	26-36-0	273	1	81-420	3-39.0	1-0	12-111	9-of-18	31:00
vs. Washington (#6)	16	24	8-12-4	33-102-0	18-32-1	296	1	65-398	3-40.7	1-1	10-95	5-of-14	29:00
Auburn (#7)	63	28	22-4-2	59-429-6	8-14-0	138	1	73-567	2-38.0	5-4	4-30	2-of-10	29:24
vs. Alabama State	9	10	4-5-1	35-47-0	13-29-3	158	1	64-205	11-39.8	1-1	10-77	2-of-15	30:36
Auburn (#7)	21	19	5-10-4	38-130-2	16-28-2	198	1	66-328	5-47.0	0-0	9-111	4-of-12	24:56
vs. LSU (#12)	22	21	4-11-6	42-121-1	15-35-0	249	1	77-370	6-49.2	0-0	9-91	8-of-20	35:04
Auburn (#9)	34	13	6-6-1	36-91-3	15-22-0	134	0	58-225	5-47.2	0-0	7-40	4-of-13	27:31
vs. Arkansas	3	13	6-5-2	38-149-0	13-32-1	141	0	70-290	9-33.8	2-1	8-57	3-of-17	32:29
Auburn (#10)	24	17	7-8-2	36-96-1	19-33-0	245	2	69-341	8-44.1	2-1	9-78	5-of-16	30:39
vs. Southern Miss	13	15	2-11-2	21-45-0	30-44-2	215	1	65-260	7-40.9	2-1	7-46	2-of-13	29:21
Auburn (#8)	9	15	5-9-1	21-90-0	19-38-0	214	0	59-304	3-47.0	4-2	2-10	3-of-14	18:07
at Mississippi State	23	22	18-3-1	57-349-2	9-17-1	69	0	74-418	3-40.0	1-0	1-15	7-of-17	41:53
Auburn (#21)	24	22	8-13-1	34-126-1	28-46-2	322	2	80-448	3-44.3	3-1	5-38	9-of-16	25:59
vs. Tennessee	30	16	4-12-0	36-68-0	21-32-0	328	2	68-396	4-42.8	0-0	5-40	10-of-19	34:01
Auburn	31	20	15-5-0	46-269-3	13-22-0	215	1	68-484	3-44.7	3-0	8-80	6-of-14	29:49
at Ole Miss	16	27	11-14-2	39-123-0	27-47-0	324	1	86-447	4-37.8	1-0	6-35	6-of-17	30:11
Auburn	28	13	2-11-0	21-19-1	19-30-0	259	3	51-278	8-48.2	2-0	6-39	3-of-11	21:25
vs. Texas A&M (#25)	24	28	13-11-4	47-201-2	16-32-1	220	1	79-421	5-44.2	4-1	7-31	4-of-14	38:35
Auburn	10	19	6-10-3	20-102-0	25-37-0	172	1	57-274	6-40.3	2-0	6-52	3-of-11	21:45
at Georgia (#5)	27	24	13-8-3	46-303-1	15-23-1	213	2	69-516	2-38.0	2-0	12-85	8-of-14	38:15
Auburn	53	29	21-8-0	61-340-3	14-21-0	191	2	82-531	3-40.7	3-0	3-25	2-of-12	39:13
vs. Liberty	0	7	1-6-0	28-55-0	9-28-2	79	0	56-134	8-35.2	3-2	1-5	3-of-12	20:47
Auburn	21	19	10-5-4	43-130-1	15-32-1	153	2	75-283	7-40.3	1-0	9-88	9-of-18	34:37
at Alabama (#1)	52	23	6-14-3	26-123-1	26-33-0	377	6	59-500	5-32.8	0-0	8-82	5-of-11	25:23
Auburn	63	24	13-9-2	52-208-3	16-23-0	378	5	75-586	1-49.0	0-0	3-35	7-of-14	34:11
vs. Purdue	14	17	5-10-2	27-79-2	22-38-2	184	0	65-263	6-38.2	0-0	6-60	5-of-13	25:49

## 2018 Starting Lineups

OFFENSE	QB	RB	HB/WR/TE	WR	WR	WR	LT	LG	C	RG	RT
Washington (#6)	Stidham	K. Martin	Cox	R. Davis	Slayton	Craig-Myers	Wanogho	Harrell	Kim	Horton	Driscoll
ALABAMA STATE	Stidham	K. Martin	Cox	R. Davis	Williams	Craig-Myers	Wanogho	Harrell	Kim	Horton	Driscoll
LSU (#12)	Stidham	Shivers	Cox	T. Brown (TE)	Stove	Craig-Myers	Wanogho	Harrell	Kim	Horton	Driscoll
ARKANSAS	Stidham	K. Martin	Cox	Schwartz	Slayton	Jackson	Wanogho	Harrell	Brahms	Horton	Driscoll
SOUTHERN MISS	Stidham	Whitlow	Cox	R. Davis	Slayton	S. Williams	Wanogho	Harrell	Brahms	Horton	Driscoll
at Mississippi State	Stidham	K. Martin	Cox	R. Davis	Slayton	S. Williams	Wanogho	Harrell	Brahms	Horton	Ashley
TENNESSEE	Stidham	Whitlow	Cox	Schwartz	Slayton	S. Williams	Wanogho	Harrell	Brahms	Horton	Driscoll
at Ole Miss	Stidham	Whitlow	Schwartz (WR)	R. Davis	Slayton	S. Williams	Wanogho	Harrell	Brahms	Horton	Driscoll
TEXAS A&M (#25)	Stidham	M. Miller	Cox	Schwartz	Slayton	S. Williams	Wanogho	Harrell	Kiim	Horton	Driscoll
at Georgia (#5)	Stidham	Whitlow	Cox	R. Davis	Slayton	T. Brown (TE)	Wanogho	Harrell	Kim	Horton	Driscoll
LIBERTY	Stidham	K. Martin	Cox	R. Davis	Slayton	S. Williams	Wanogho	Harrell	Kim	Horton	Driscoll
at Alabama (#1)	Stidham	Whitlow	Cox	R. Davis	Slayton	S. Williams	Wanogho	Harrell	Kim	Horton	Driscoll
vs. Purdue	Stidham	K. Martin	Cox	R. Davis	Slayton	S. Williams	Wanogho	Harrell	Kim	Horton	Driscoll

DEFENSE	BUCK	DT	DT	DE	MLB	SLB	WLB/Nickel/CB	CB	CB	SAF	SAF
vs. Washington (#6)	Coe	D. Brown	Russell	Davidson	D. Davis	D. Williams	Atkinson (W)	J. Davis	Igbinoghene	Thomas	Dinson
ALABAMA STATE	Coe	D. Brown	Russell	Davidson	D. Davis	D. Williams	J. Davis (N)	Dean	Igbinoghene	Thomas	Dinson
LSU (#12)	Coe	D. Brown	Russell	Davidson	D. Davis	D. Williams	J. Davis (N)	Dean	Igbinoghene	Thomas	Dinson
ARKANSAS	Coe	D. Brown	Russell	Davidson	D. Davis	D. Williams	Peters (N)	Dean	J. Davis	Thomas	Dinson
SOUTHERN MISS	Bryant	D. Brown	Russell	Davidson	D. Davis	D. Williams	Peters (N)	Dean	J. Davis	Thomas	Dinson
at Mississippi State	Coe	D. Brown	Russell	Davidson	D. Davis	D. Williams	Peters (N)	Dean	J. Davis	Thomas	Dinson
TENNESSEE	Coe	D. Brown	Russell	Davidson	D. Davis	D. Williams	Wooten (W)	Dean	J. Davis	Thomas	Dinson
at Ole Miss	Coe	D. Brown	Russell	Davidson	D. Davis	Atkinson	J. Davis (N)	Tutt	Igbinoghene	Thomas	Monday
TEXAS A&M (#25)	Coe	D. Brown	Russell	Davidson	D. Davis	D. Williams	Wooten (W)	Dean	Igbinoghene	Thomas	Dinson
at Georgia (#5)	Coe	D. Brown	Russell	Davidson	D. Davis	Atkinson	Tutt (N)	Dean	Igbinoghene	Thomas	Dinson
LIBERTY	Bryant	D. Brown	Russell	Davidson	D. Davis	D. Williams	J. Davis (N)	Dean	Igbinoghene	Thomas	Dinson
at Alabama (#1)	Coe	D. Brown	Russell	Davidson	D. Davis	D. Williams	J. Davis (N)	Dean	Igbinoghene	Thomas	Dinson
vs. Purdue	Bryant	D. Brown	Russell	Davidson	D. Davis	D. Williams	J. Davis (N)	Dean	Igbinoghene	Thomas	Dinson

# 2018 Game-By-Game Individual Stats

Passing			Field Goals		Punting	
C-A-Yds-Int, TD	#8 Stidham	#14 Willis	Made, (Missed)	#26 Carlson	No.-Avg. In 20	#90 Siposs
vs. Washington (#6)	26-36-273-0, 1	0-0-0-0, 0	vs. Washington (#6)	(32),33,(28),(53),54	vs. Washington (#6)	2-43.5, 0
ALABAMA STATE	6-11-113-0, 1	1-2-3-0, 0	ALABAMA STATE	---	ALABAMA STATE	2-38.0, 1
LSU (#12)	16-28-198-2, 1	---	LSU (#12)	52	LSU (#12)	5-47.0, 1
ARKANSAS	15-22-134-0, 0	---	ARKANSAS	54,(18),50,(43)	ARKANSAS	5-47.2, 2
SOUTHERN MISS	19-33-245-0, 2	---	SOUTHERN MISS	53,(23)	SOUTHERN MISS	8-44.1, 2
at Mississippi State	19-38-214-0, 0	0-0-0-0, 0	at Mississippi State	(47),50,(38),(24)	at Mississippi State	3-47.0, 1
TENNESSEE	28-45-322-2, 2	---	TENNESSEE	(20),54	TENNESSEE	3-44.3, 1
at Ole Miss	13-22-215-0, 1	0-0-0-0, 0	at Ole Miss	47,(28),45	at Ole Miss	3-44.7, 2
TEXAS A&M (#25)	18-29-239-0, 2	---	TEXAS A&M (#25)	---	TEXAS A&M (#25)	8-48.2, 1
at Georgia (#5)	24-36-163-0, 0	---	at Georgia (#5)	(27)	at Georgia (#5)	6-40.3, 2
LIBERTY	12-18-178-0, 2	2-3-13-0, 0	LIBERTY	(53), (20), (49)	LIBERTY	3-40.7, 2
at Alabama (#1)	13-30-127-1, 1	1-1-3-0, 0	at Alabama (#1)	---	at Alabama (#1)	7-40.3, 2
vs. Purdue	15-21-373-0, 5	1-1-5-0, 0	vs. Purdue	---		

## Rushing

No.-Yds, TD	#9 K. Martin	#28 Whitlow	#8 Stidham	#25 Shivers	#27 Cox	#23 R. Davis	#5 Schwartz	#32 Miller
vs. Washington (#6)	22-83, 0	8-28, 1	11-23, 0	1-7, 0	1-1, 0	1-10, 0	0-0, 0	DNP
ALABAMA STATE	7-40, 0	14-122, 0	2-8, 1	13-117, 1	0-0, 0	0-0, 0	3-50, 1	1-14, 1
LSU (#12)	2-4, 0	22-104, 1	5-5, 0	7-25, 1	0-0, 0	0-0, 0	1-(-6), 0	DNP
ARKANSAS	8-39, 0	13-49, 2	10-(-5), 1	2-1, 0	0-0, 0	0-0, 0	2-9, 0	DNP
SOUTHERN MISS	24-90, 0	4-23, 0	4-(-26), 0	2-1, 0	0-0, 0	0-0, 0	2-8, 1	0-0, 0
at Mississippi State	4-(-2), 0	8-88, 0	5-(-22), 0	1-8, 0	0-0, 0	0-0, 0	1-17, 0	0-0, 0
TENNESSEE	2-3, 0	12-42, 0	7-(-7), 0	1-8, 0	1-1, 1	1-5, 0	3-44, 0	6-32, 0
at Ole Miss	4-18, 0	19-170, 0	6-9, 0	10-45, 0	0-0, 0	0-0, 0	1-16, 1	6-11, 2
TEXAS A&M (#25)	0-0, 0	8-16, 0	5-(-15), 0	2-11, 0	1-1, 1	0-0, 0	3-4, 0	2-2, 0
at Georgia (#5)	DNP	9-26, 0	6-36, 0	4-43, 0	0-0, 0	0-0, 0	0-0, 0	0-0, 0
LIBERTY	17-116, 0	7-48, 0	4-(-3), 1	6-45, 1	0-0, 0	0-0, 0	4-37, 0	2-5, 0
at Alabama (#1)	2-12, 0	19-61, 0	6-(-8), 0	10-27, 0	0-0, 0	0-0, 0	3-20, 1	0-0, 0
vs. Purdue	11-58, 0	7-10, 2	1-6, 0	11-33, 0	0-0, 0	0-0, 0	4-12, 1	2-4, 0

## Receiving

No.-Yds, TD	#23 R. Davis	#81 Slayton	#5 Schwartz	#80 Cannella	#27 Cox	#9 K. Martin	#18 S. Williams	#28 Whitlow
vs. Washington (#6)	7-52, 0	3-41, 0	0-0, 0	1-10, 1	4-52, 0	5-32, 0	2-37, 0	1-5, 0
ALABAMA STATE	3-34, 0	DNP	3-67, 1	0-0, 0	0-0, 0	1-15, 0	0-0, 0	0-0, 0
LSU (#12)	3-23, 0	3-33, 1	2-37, 0	0-0, 0	3-20, 0	0-0, 0	2-35, 0	0-0, 0
ARKANSAS	6-40, 0	2-23, 0	3-59, 0	1-2, 0	0-0, 0	2-0, 0	1-10, 0	0-0, 0
SOUTHERN MISS	2-12, 0	5-91, 0	0-0, 0	3-16, 0	1-2, 1	1-17, 0	2-60, 1	2-20, 0
at Mississippi State	8-91, 0	4-58, 0	0-0, 0	2-16, 0	1-10, 0	0-0, 0	0-0, 0	1-3, 0
TENNESSEE	7-57, 0	2-24, 0	2-83, 1	2-9, 0	1-6, 0	1-0, 0	5-85, 1	1-3, 0
at Ole Miss	2-12, 0	2-62, 0	2-16, 0	0-0, 0	0-0, 0	0-0, 0	2-83, 0	4-38, 1
TEXAS A&M (#25)	5-75, 0	8-107, 0	1-4, 0	1-20, 1	0-0, 0	DNP	2-22, 2	1-15, 0
at Georgia (#5)	13-72, 0	1-8, 0	2-27, 0	0-0, 0	0-0, 0	DNP	3-38, 0	2-(-4), 0
LIBERTY	4-40, 0	0-0, 0	0-0, 0	1-22, 1	1-3, 0	0-0, 0	5-109, 1	0-0, 0
at Alabama (#1)	4-15, 0	2-63, 1	3-10, 0	0-0, 0	0-0, 0	0-0, 0	0-0, 0	2-27, 0
vs. Purdue	5-23, 1	3-160, 3	3-50, 0	1-16, 0	0-0, 0	0-0, 0	2-55, 0	1-66, 1

No.-Yds, TD	#47 Shenker	#12 Stove	#20 A. Martin	#32 Miller
vs. Washington (#6)	1-5, 0	DNP	DNP	DNP
ALABAMA STATE	0-0, 0	DNP	0-0, 0	0-0, 0
LSU (#12)	DNP	1-5, 0	1-33, 0	DNP
ARKANSAS	0-0, 0	DNP	DNP	DNP
SOUTHERN MISS	0-0, 0	DNP	1-3, 0	1-30, 0
at Mississippi State	1-26, 0	DNP	0-0, 0	1-1, 0
TENNESSEE	0-0, 0	DNP	DNP	6-57, 0
at Ole Miss	0-0, 0	DNP	DNP	1-4, 0
TEXAS A&M (#25)	0-0, 0	DNP	DNP	1-16, 0
at Georgia (#25)	1-9, 1	DNP	DNP	2-13, 0
LIBERTY	0-0, 0	DNP	0-0, 0	0-0, 0
at Alabama (#1)	0-0, 0	2-12, 0	DNP	0-0, 0
vs. Purdue	0-0, 0	DNP	DNP	0-0, 0

# 2018 Game-By-Game Individual Stats

## Defensive Linemen

Solo+Ast=Total	#1 Bryant	#3 Davidson	#5 D. Brown	#55 Moultry	#79 A. Williams	#91 Coe	#95 D. Russell	#94 Truesdell
vs. Washington (#6)	2+0=2	0+1=1	3+0=3	0+0=0	0+0=0	2+0=2	2+1=3	0+0=0
ALABAMA STATE	2+0=2	1+0=1	2+1=3	0+2=2	0+1=1	0+0=0	1+1=2	1+2=2
LSU (#12)	1+0=1	4+2=6	5+4=9	0+0=0	0+0=0	2+1=3	1+1=2	1+0=1
ARKANSAS	1+1=2	2+3=5	2+1=3	0+0=0	1+3=4	1+3=4	1+1=2	1+0=1
SOUTHERN MISS	0+1=1	2+2=4	2+1=3	0+1=1	0+1=1	1+1=2	0+2=2	0+0=0
at Mississippi State	0+1=1	1+9=10	0+3=3	1+0=1	0+4=4	0+4=4	0+5=5	0+0=0
TENNESSEE	1+2=3	3+2=5	3+1=4	0+1=1	0+2=2	2+0=2	1+4=5	0+0=0
at Ole Miss	1+0=1	1+2=3	0+3=3	0+0=0	0+0=0	4+1=5	1+1=2	0+1=1
TEXAS A&M (#25)	0+0=0	1+0=1	3+1=4	2+1=3	0+1=1	3+0=3	1+2=3	0+1=1
at Georgia (#5)	1+0=1	1+3=4	1+1=2	1+0=1	2+0=2	0+2=2	1+2=3	0+0=0
LIBERTY	1+1=2	3+0=3	0+4=4	1+1=2	1+0=1	DNP	1+1=2	1+0=1
at Alabama (#1)	0+1=1	0+1=1	0+4=4	0+0=0	0+0=0	0+0=0	1+2=3	1+0=1
vs. Purdue	0+1=1	1+1=2	3+0=3	0+0=0	0+0=0	DNP	2+0=2	0+0=0

## Linebackers

Solo+Ast=Total	#48 Atkinson	#49 D. Williams	#57 D. Davis	#33 Britt	#31 Wooten	#35 McClain
vs. Washington (#6)	1+0=1	5+3=8	4+3=7	0+0=0	DNP	0+0=0
ALABAMA STATE	0+1=1	1+0=1	4+4=8	3+2=5	1+2=3	0+1=1
LSU (#12)	2+1=3	3+2=5	6+7=13	1+1=1.5	0+0=0	0+0=0
ARKANSAS	2+1=3	3+3=6	2+3=5	0+0=0	0+0=0	0+0=0
SOUTHERN MISS	0+2=2	4+5=9	5+5=10	0+0=0	DNP	0+0=0
at Mississippi State	1+6=7	2+8=10	3+7=10	0+2=2	DNP	0+0=0
TENNESSEE	2+2=4	2+2=4	4+6=10	1+0=1	1+2=3	0+0=0
at Ole Miss	0+2=2	2+3=5	8+5=13	3+0=3	0+1=1	0+0=0
TEXAS A&M (#25)	2+3=5	3+1=4	6+3=9	1+1=2	0+1=1	0+0=0
at Georgia (#5)	2+5=7	2+5=7	4+6=10	1+1=2	DNP	0+0=0
LIBERTY	0+0=0	1+2=3	3+4=7	0+0=0	0+2=2	3+0=3
at Alabama (#1)	0+2=2	6+3=9	2+3=5	3+1=4	0+0=0	0+0=0
vs. Purdue	2+2=4	3+0=3	6+3=9	2+0=2	0+0=0	0+0=0

## Defensive Backs

Solo+Ast=Total	#4 Igbinoehene	#12 Dean	#13 J. Davis	#20 Dinson	#21 Monday	#24 D. Thomas	#15 Peters	#9 Sherwood
vs. Washington (#6)	3+2=5	1+0=1	4+0=4	2+5=7	1+0=1	7+1=8	0+0=0	0+0=0
ALABAMA STATE	1+0=1	2+1=3	0+0=0	2+1=3	1+1=2	0+0=0	3+0=3	2+2=4
LSU (#12)	5+0=5	2+0=2	4+2=6	2+0=2	0+0=0	2+2=4	0+0=0	0+1=1
ARKANSAS	1+1=2	1+0=1	1+0=1	5+1=6	2+0=2	6+0=6	3+1=4	2+1=3
SOUTHERN MISS	4+1=5	2+1=3	0+0=0	2+2=4	2+2=4	1+2=3	2+3=5	2+0=2
at Mississippi State	2+3=5	0+2=2	3+1=4	6+9=15	0+1=1	2+6=8	0+3=3	0+1=1
TENNESSEE	2+1=3	1+0=1	7+1=8	2+2=4	0+1=1	4+2=6	1+0=1	0+0=0
at Ole Miss	5+0=5	DNP	5+0=5	0+1=1	1+0=1	5+5=10	2+3=5	1+2=3
TEXAS A&M (#25)	2+1=3	5+2=7	0+0=0	6+3=9	0+0=0	9+3=12	1+0=1	1+0=1
at Georgia (#5)	3+0=3	2+1=3	DNP	1+4=5	0+1=1	8+1=9	0+1=1	2+0=2
LIBERTY	1+0=1	0+0=0	3+0=3	1+3=4	0+0=0	0+0=0	0+1=1	0+1=1
at Alabama (#1)	5+2=7	2+1=3	5+1=6	0+1=1	0+1=1	3+3=6	0+0=0	1+2=3
vs. Purdue	5+0=5	3+1=4	4+0=4	2+1=3	0+1=1	1+1=2	0+0=0	1+1=2

Solo+Ast=Total	#6 Tutt
vs. Washington (#6)	0+0=0
ALABAMA STATE	2+2=3
LSU (#12)	0+0=0
ARKANSAS	0+0=0
SOUTHERN MISS	1+0=1
at Mississippi State	2+1=3
TENNESSEE	0+1=1
at Ole Miss	2+2=4
TEXAS A&M (#25)	1+0=1
at Georgia (#5)	4+2=6
LIBERTY	0+0=0
at Alabama (#1)	0+0=0
vs. Purdue	5+0=5



# 2018 Superlatives

## Auburn Team Superlatives

Rushes.....	61	vs Liberty (Nov 17.)
Yards Rushing.....	429	vs Alabama State (Sep 8)
Yards Per Rush.....	7.3	vs Alabama State (Sep 8)
TD Rushes.....	6	vs Alabama State (Sep 8)
Pass attempts.....	46	vs Tennessee (Oct 13)
Pass completions.....	28	vs Tennessee (Oct 13)
Yards Passing.....	378	vs Purdue (Dec 28)
Yards Per Pass.....	16.4	vs Purdue (Dec 28)
TD Passes.....	5	vs Purdue (Dec 28)
Total Plays.....	82	vs Liberty (Nov 17)
Total Offense.....	586	vs Purdue (Dec 28)
Yards Per Play.....	7.8	vs Purdue (Dec 28)
Points63vs Alabama State (Sep 8)		
.....	63	vs Purdue (Dec 28)
Sacks By.....	6	at Ole Miss (Oct 20)
First Downs.....	29	vs Liberty (Nov 17)
Penalties.....	12	vs Washington (Sep 1)
Penalty Yards.....	111	vs Washington (Sep 1)
.....	111	vs LSU (Sep 15)
Turnovers.....	4	vs Alabama State (Sep 8)
Interceptions By.....	3	vs Alabama State (Sep 8)
Punts 8vs Southern Miss (Sep 29)		
.....	8	vs Texas A&M (Nov 3)
Punting Avg.....	49.0	vs Purdue (Dec 28)
Long Punt.....	60	vs Arkansas (Sep 22)
Punts inside 20.....	2	vs Arkansas (Sep 22)
.....	2	vs Southern Miss (Sep 29)
.....	2	at Ole Miss (Oct 20)
.....	2	at Georgia (Nov 10)
.....	2	vs Liberty (Nov 17)
.....	2	at Alabama (Nov 24)
Long Punt Return.....	48	vs Arkansas (Sep 22)

## Auburn Individual Superlatives

Rushes.....	24	Kam Martin vs Southern Miss (Sep 29)
Yards Rushing.....	170	J. Whitlow at Ole Miss (Oct 20)
TD Rushes.....	2	J. Whitlow vs Arkansas (Sep 22)
.....	2	Malik Miller at Ole Miss (Oct 20)
.....	2	J. Whitlow vs Purdue (Dec 28)
Long Rush.....	54	J. Whitlow at Ole Miss (Oct 20)
Pass attempts.....	45	Jarrett Stidham vs Tennessee (Oct 13)
Pass completions.....	28	Jarrett Stidham vs Tennessee (Oct 13)
Yards Passing.....	373	Jarrett Stidham vs Purdue (Dec 28)
TD Passes.....	5	Jarrett Stidham vs Purdue (Dec 28)
Long Pass.....	76	Jarrett Stidham vs Tennessee (Oct 13)
Receptions.....	13	Ryan Davis at Georgia (Nov 10)
Yards Receiving.....	160	Darius Slayton vs Purdue (Dec 28)
TD Receptions.....	3	Darius Slayton vs Purdue (Dec 28)
Long Reception.....	76	A. Schwartz vs Tennessee (Oct 13)
Field Goals.....	3	Anders Carlson vs Washington (Sep 1)
.....	3	Anders Carlson at Mississippi State (Oct 6)
.....	3	Anders Carlson vs Liberty (Nov 17)
Long Field Goal.....	53	Anders Carlson vs Washington (Sep 1)
.....	53	Anders Carlson vs Liberty (Nov 17)
Punts 8Arryn Siposs vs Southern Miss (Sep 29)		
.....	8	Arryn Siposs vs Texas A&M (Nov 3)
Punting Avg.....	49.0	Arryn Siposs vs Purdue (Dec 28)
Long Punt.....	60	Arryn Siposs vs Arkansas (Sep 22)
Punts inside 20.....	2	Arryn Siposs vs Arkansas (Sep 22)
.....	2	Arryn Siposs vs Southern Miss (Sep 29)
.....	2	Arryn Siposs at Ole Miss (Oct 20)
.....	2	Arryn Siposs at Georgia (Nov 10)
.....	2	Arryn Siposs vs Liberty (Nov 17)
.....	2	Arryn Siposs at Alabama (Nov 24)
Long Punt Return.....	48	Ryan Davis vs Arkansas (Sep 22)
Long Kickoff Return.....	96	N. Igbinooghene vs Arkansas (Sep 22)
Tackles.....	15	Jeremiah Dinson at Mississippi State (Oct 6)
Sacks 3.5Nick Coe at Ole Miss (Oct 20)		
Tackles For Loss.....	4.0	Deshaun Davis vs LSU (Sep 15)
Interceptions.....	2	Daniel Thomas vs Alabama State (Sep 8)

## Opponent Team Superlatives

Rushes.....	57	at Mississippi State (Oct 6)
Yards Rushing.....	349	at Mississippi State (Oct 6)
Yards Per Rush.....	6.6	at Georgia (Nov 10)
TD Rushes.....	2	at Mississippi State (Oct 6)
.....	2	vs Texas A&M (Nov 3)
Pass attempts.....	47	at Ole Miss (Oct 20)
Pass completions.....	30	vs Southern Miss (Sep 29)
Yards Passing.....	377	at Alabama (Nov 24)
Yards Per Pass.....	11.4	at Alabama (Nov 24)
TD Passes.....	6	at Alabama (Nov 24)
Total Plays.....	86	at Ole Miss (Oct 20)
Total Offense.....	516	at Georgia (Nov 10)
Yards Per Play.....	8.5	at Alabama (Nov 24)
Points52at Alabama (Nov 24)		
Sacks By.....	4	vs Arkansas (Sep 22)
First Downs.....	28	vs Texas A&M (Nov 3)
Penalties.....	12	at Georgia (Nov 10)
Penalty Yards.....	95	vs Washington (Sep 1)
Turnovers.....	4	vs Alabama State (Sep 8)
.....	4	vs Liberty (Nov 17)
Interceptions By.....	2	vs LSU (Sep 15)
.....	2	vs Tennessee (Oct 13)
Punts 11vs Alabama State (Sep 8)		
Punting Avg.....	49.2	vs LSU (Sep 15)
Long Punt.....	69	vs Alabama State (Sep 8)
Punts inside 20.....	4	vs Alabama State (Sep 8)
Long Punt Return.....	13	vs Arkansas (Sep 22)
.....	13	vs Texas A&M (Nov 3)

## Opponent Individual Superlatives

Rushes.....	28	Nick Fitzgerald, at Mississippi State (Oct 6)
Yards Rushing.....	195	Nick Fitzgerald, at Mississippi State (Oct 6)
TD Rushes.....	2	Nick Fitzgerald, at Mississippi State (Oct 6)
.....	2	T. Williams, vs Texas A&M (Nov 3)
Long Rush.....	77	D'Andre Swift, at Georgia (Nov 10)
Pass attempts.....	46	Jordan Ta'amu, at Ole Miss (Oct 20)
Pass completions.....	30	Jack Abraham, vs Southern Miss (Sep 29)
Yards Passing.....	328	J. Guarantano, vs Tennessee (Oct 13)
TD Passes.....	5	Tua Tagovailoa, at Alabama (Nov 24)
Long Pass.....	71	Joe Burrow, vs LSU (Sep 15)
Receptions.....	11	Rondale Moore, vs Purdue (Dec 28)
Yards Receiving.....	155	A.J. Brown, at Ole Miss (Oct 20)
TD Receptions.....	2	Henry Ruggs III, at Alabama (Nov 24)
Long Reception.....	71	Derrick Dillon, vs LSU (Sep 15)
Field Goals.....	3	Henry, Peyton, vs Washington (Sep 1)
.....	3	Cole Tracy, vs LSU (Sep 15)
.....	3	J. Christmann, at Mississippi State (Oct 6)
.....	3	B. Cimaglia, vs Tennessee (Oct 13)
.....	3	Luke Logan, at Ole Miss (Oct 20)
Long Field Goal.....	51	P. Shaunfield, vs Southern Miss (Sep 29)
Punts 10Anthony Craven, vs Alabama State (Sep 8)		
Punting Avg.....	52.8	Z.Von Rosenberg, vs LSU (Sep 15)
Long Punt.....	69	Anthony Craven, vs Alabama State (Sep 8)
Punts inside 20.....	4	Anthony Craven, vs Alabama State (Sep 8)
Long Punt Return.....	13	Deon Stewart, vs Arkansas (Sep 22)
.....	13	Roshauud Paul, vs Texas A&M (Nov 3)
Long Kickoff Return.....	41	Mecole Hardman, at Georgia (Nov 10)
Tackles.....	16	Mohamed Sanogo, at Ole Miss (Oct 20)
Sacks 3.0Montez Sweat, at Mississippi State (Oct 6)		
Tackles For Loss.....	3.0	Dre Greenlaw, vs Arkansas (Sep 22)
.....	3.0	Montez Sweat, at Mississippi State (Oct 6)
.....	3.0	Derrick Barnes, vs Purdue (Dec 28)
Interceptions.....	1	Grant Delpit, vs LSU (Sep 15)
.....	1	Greedy Williams, vs LSU (Sep 15)
.....	1	B. Thompson, vs Tennessee (Oct 13)
.....	1	J. Kongbo, vs Tennessee (Oct 13)
.....	1	A. Jennings, at Alabama (Nov 24)

# 2018 Plays of 20+ Yards

Yards	Type	Player(s)	Opponent	Qtr.
6*	KOR	Noah Igbinoehene	Arkansas	3
76*	Pass	Anthony Schwartz from Stidham	Tennessee	2
74*	Pass	Darius Slayton from Stidham	Purdue	2
66	Pass	JaTarvious Whitlow from Stidham	Purdue	1
62	Pass	Seth Williams from Stidham	Ole Miss	3
57	INT	Javaris Davis	Arkansas	2
57*	Pass	Anthony Schwartz from Stidham	Alabama State	1
54	Rush	JaTarvious Whitlow	Ole Miss	3
53	Pass	Darius Slayton from Stidham	Southern Miss	3
52*	Pass	Darius Slayton from Stidham	Alabama	3
52*	Pass	Darius Slayton from Stidham	Purdue	2
48	PR	Ryan Davis	Arkansas	1
47	Pass	Ryan Davis from Stidham	Texas A&M	4
46*	Pass	Seth Williams from Stidham	Southern Miss	1
45*	Pass	Seth Williams from Stidham	Liberty	2
42	Pass	Ryan Davis from Stidham	Mississippi State	3
42	Pass	Anthony Schwartz from Stidham	Arkansas	2
41	Rush	JaTarvious Whitlow	Mississippi State	3
40	FR	Daniel Thomas	Arkansas	1
40	Pass	Seth Williams from Stidham	Purdue	1
39	KOR	Noah Igbinoehene	Ole Miss	1
36	PR	Ryan Davis	Arkansas	4
36	KOR	JaTarvious Whitlow	LSU	3
35	Pass	Darius Slayton from Stidham	Ole Miss	4
34	Pass	Darius Slayton from Stidham	Texas A&M	2
34*	Pass	Darius Slayton from Stidham	Purdue	2
33	Pass	Asa Martin from Stidham	LSU	3
33	Pass	Anthony Swartz from Stidham	Purdue	3
32	Block	Daniel Thomas	Mississippi State	4
32	PR	Chrisitan Tutt	Alabama State	3
32	PR	Ryan Davis	Washington	1
30	Rush	Shaun Shivers	Georgia	3
30	Pass	Malik Miller from Stidham	Southern Miss	3
30	Run	Malik Willis	Purdue	4
29*	INT	Daniel Thomas	Alabama State	1
28	PR	Christian Tutt	Texas A&M	4
28	Pass	Anthony Schwartz from Stidham	LSU	1
27	KOR	Noah Igbinoehene	Alabama	1
27	Rush	JaTarvious Whitlow	Ole Miss	3
27	Pass	Darius Slayton from Stidham	Ole Miss	1
27	Pass	JaTarvious Whitlow	Ole Miss	2
27	KOR	Noah Igbinoehene	Alabama State	1
26*	INT	Darrell Williams	Liberty	1
26	Pass	Darius Slayton from Stidham	Tennessee	2
26	Pass	John Samuel Shekner from Stidham	Mississippi State	3
26	Rush	Shaun Shivers	Alabama State	4
26	Pass	Ryan Davis from Stidham	Alabama State	2
25	Pass	JaTarvious Whitlow from Stidham	Alabama	1
25*	Rush	Shaun Shivers	Liberty	3
24	Pass	Darius Slayton from Stidham	Mississippi State	4
24	Pass	Nate Craig-Myers from Stidham	Washington	1
23*	Pass	Malik Miller from R. Davis	Alabama	2
23	Pass	Malik Miller from Stidham	Tennessee	1
23*	Rush	Anthony Schwartz	Alabama State	2
23	Pass	Seth Williams from Stidham	Tennessee	3
23	INT	Christian Tutt	Southern Miss	4
23	KR	Noah Igbinoehene	Tennessee	3
22	Pass	Sal Cannella from Stidham	Liberty	2
22	Pass	Ryan Davis from Stidham	Mississippi State	4
22	Pass	Cedric Chambers from Sandberg	Alabama State	4
22	Rush	Matthew Hill	Alabama State	4
22	KOR	JaTarvious Whitlow	Washington	2
22	Rush	JaTarvious Whitlow	Alabama State	2
22	KOR	JaTarvious Whitlow	Washington	1
21	Pass	Darius Slayton from Stidham	Texas A&M	4
21	Pass	Seth Williams from Stidham	Ole Miss	3
21	Pass	Darius Slayton from Stidham	Washington	4
20	Run	Joey Gatewood	Purdue	4
20*	INT	Big Kat Bryant	Purdue	2
20	KOR	Noah Igbinoehene	Alabama	3
20	Rush	Kam Martin	Liberty	2
20	Pass	Anthony Schwartz from Stidham	Georgia	2
20	Pass	Sal Cannella from R. Davis	Texas A&M	1
20	Pass	Darius Slayton from Stidham	LSU	1

\* Touchdown scored on play

## Play Breakdown

### BY PLAY

Pass	41
Rush	12
Kickoff Return	9
Punt Return	5
Interception Return	5
Fumble Return	1
Blocked Field Goal Return	1

### BY GAME

vs. Washington	5
Alabama State	10
LSU	4
Arkansas	6
Southern Miss	4
at Mississippi State	6
Tennessee	5
at Ole Miss	8
Texas A&M	5
at Georgia	2
Liberty	5
at Alabama	5
Purdue	9

### BY QUARTER

1st	20
2nd	19
3rd	20
4th	15

### RUSHING

JaTarvious Whitlow	4
Shaun Shivers	3
Matthew Hill	1
Kam Martin	1
Anthony Schwartz	1
Joey Gatewood	1
Malik Willis	1

### PASSING

Jarrett Stidham	36
Ryan Davis	2
Cord Sandberg	1

### RECEIVING

Darius Slayton	13
Anthony Schwartz	6
Seth Williams	6
Ryan Davis	4
Malik Miller	3
JaTarvious Whitlow	3
Sal Cannella	2
Cedric Chambers	1
Nate Craig-Myers	1
Asa Martin	1
John Samuel Shenker	1

### KICKOFF RETURN

Noah Igbinoehene	3
JaTarvious Whitlow	3

### PUNT RETURN

Ryan Davis	6
Christian Tutt	2

### INTERCEPTION RETURN

Big Kat Bryant	1
Javaris Davis	1
Daniel Thomas	1
Christian Tutt	1
Darrell Williams	1

### FUMBLE RETURN

Daniel Thomas	1
---------------	---

# 2018 Game Recaps

Sept. 1 • ABC • Mercedes Benz Stadium • Atlanta, Ga.

Sept. 8 • SECN-A • Jordan-Hare Stadium • Auburn, Ala.

#6 WASHINGTON

16 ALABAMA STATE

9

#9 AUBURN

21 #7 AUBURN

63

## GAME 1

In a victory that will provide a season-long strength of schedule resume boost, No. 9 Auburn defeated No. 6 Washington 21-16 Saturday in the Chick-fil-A Kickoff Game in Mercedes-Benz Stadium. Ja'Tarvious Whitlow's 10-yard touchdown run on third-and-7 gave Auburn a 5-point lead with 6:15 remaining, capping a 10-play, 76-yard drive. J

arrett Stidham completed 26 of 36 passes for 273 yards and a touchdown. Kam Martin rushed for 80 yards on 22 carries. Ryan Davis had seven receptions for 52 yards. As it had done throughout the second half, Auburn's defense came up big time after time, including the Huskies' final possession. On third-and-13 from the Auburn 40, Big Kat Bryant sacked Washington quarterback Jake Browning.

The Tigers again harassed Browning on fourth down, forcing an incompleteness. Auburn ran out the clock, celebrating a top 10 victory and posing with the old leather helmet trophy. With Auburn leading 15-13 in the third quarter, Nick Coe forced a fumble on Browning's option pitch on third-and-goal at the 3. Darrell Williams recovered, preserving the lead.

The Huskies took a 16-15 lead when Peyton Henry's 30-yard field goal deflected inside the uprights. Auburn's offense delivered when it mattered most, with Stidham leading the Tigers on the game-winning drive, hitting Darius Slayton for 21 yards to Washington's 25. Four rushing plays took the ball to the 10, where Whitlow powered in for the go-ahead score. The Tigers led 15-13 at the half. After Auburn's defense forced a three-

SCORING SUMMARY						
#6 Washington	3	10	0	3	—	16
#9 Auburn	9	6	0	6	—	21

AU - Cannella 10 yd pass from Stidham (Willis rush failed), 1st, 11:45				
AU - Carlson 32 yd FG, 1st, 5:39				
UW - Peyton 31 yd FG, 1st, 2:59				
AU - Carlson 28 yd FG, 2nd, 10:35				
UW - Peyton 28 yd FG, 2nd, 5:57				
AU - Carlson 53 yd FG, 2nd, 1:23				
UW - ounds 13 yd pass from Browning (Peyton kick), 2nd, 0:43				
UW - Peyton 30 yd FG, 4th, 14:06				
AU - Whitlow 10 yd run (Cox pass failed), 4th, 6:15				

TEAM STATISTICS		
First Downs	24	27
Rushes-Yards	33-102	45-147
Passing Yards	296	273
Comp-Att-Int	18-32-1	26-36-0
Total Plays-Yards	65-398	81-420
Punts-Avg.	3-40.7	3-39.0
Fumbles-Lost	1-1	1-0
Penalties-Yards	10-95	12-111
3rd Down Conv.	5-of-14	9-of-18
Time of Possession	28:40	29:40

INDIVIDUAL STATISTICS		
RUSHING: (AU) - Martin 22-80, Whitlow 8-28 (TD), Stidham 11-23, R. Davis 1-10, Shivers 1-7, Cox 1-1, Team 1-(-2); (UW) - Gaskin 17-75, Ahmed 7-36, McClatcher 1-(-4), Browning 8-(-5)		
PASSING: (AU) - Stidham 26-36-0-273 (TD), (UW) - Browning 18-32-1-296 (TD)		
RECEIVING: (AU) R. Davis 7-52, Martin 5-32, Cox 4-52, Slayton 3-41, Craig-Myers 2-39, Williams 2-37, Cannella 1-10 (TD), Shenker 1-5, Whitlow 1-5; (UW), Fuller 7-135, Baccellia 4-41, Jones 3-77, Sample 2-26, Pounds 1-13 (TD), McClatcher 1-4		

and-out on the opening possession, Ryan Davis' 32-yard punt return set up the Tigers at Washington's 36-yard line. On third-and-7 from the Huskies' 10, Stidham hit a leaping Sal Cannella in the end zone for Canella's first career touchdown and a 6-0 lead with 11:45 remaining in the first quarter. Auburn soon added to its lead when pressure from Montavious Atkinson forced an errant Browning throw, which Jamel Dean intercepted. Stidham completed third-and-longs to Darius Slayton for 18 yards and Nate Craig-Myers for 24, leading to Anders Carlson's 32-yard field goal and a 9-0 Auburn lead with

5:39 left in the first quarter. After a Huskies field goal, Kam Martin's 19-yard run on fourth-and-one led to Carlson's 28-yard field goal, putting Auburn up 12-3 at the 10:35 mark in the second quarter. The Huskies answered with a field goal, then Shaun Shivers' first career rush on third-and-3 picked up 6 yards, positioning Carlson for a 53-yarder and a 15-6 Auburn lead with 1:23 in the half. Washington drove 75 yards in 40 seconds, with Browning completing four consecutive passes, including a 13-yard touch-down to Quinten Pounds with 43 seconds left in the half. Williams and Daniel Thomas led Auburn with eight tackles each.

## GAME 2

The message all week was to improve. Improve from Week One. On Saturday, No. 7 Auburn (2-0) answered that call with a dominant 63-9 win over Alabama State.

More specifically, running the ball more effectively was a point of emphasis for Malzahn after the Tigers rushed for 147 yards in their opener. They responded with 429 rushing yards and six rushing touchdowns against Alabama State.

Redshirt freshman Ja'Tarvious Whitlow led the way with 122 yards on 14 carries while true freshman Shaun Shivers add-ed 117 yards and a touchdown on 13 carries. Including Shivers, six players (Shivers, Kam Martin, Harold Joiner, Malik Miller, Jarrett Stidham and Anthony Schwartz) scored rushing touchdowns. Three of the six were true freshmen.

Stidham and Schwartz also hooked up through the air for a 57-yard touchdown, the long play of the night for Auburn. Stidham, who gave way to Malik Willis in the second quarter, went 6 of 11 passing for 113 yards with the lone touchdown.

For Schwartz, it was a breakout performance. The true freshman didn't see a touch the week before but finished with three catches for a team-high 67 yards, three carries for 50 yards and scored his first two career touchdowns. He averaged 19.5 yards per touch. But as impressive as the

SCORING SUMMARY						
Alabama State	0	2	7	0	—	9
#7 Auburn	21	21	7	14	—	63

AU - Stidham 6 yd run (Carlson kick), 1st, 6:09					
AU - Schwartz 57 yd pass from Stidham (Carlson kick), 1st, 1:07					
AU - Thomas 29 yd INT return (Carlson kick), 1st, 1:09					
AU - Martin 4 yd run (Carlson kick), 2nd, 11:30					
AU - Barrett 10 yd blocked punt return (Carlson kick), 2nd, 7:42					
AU - Schwartz 23 yd run (Carlson kick), 2nd, 5:56					
ASU - Haley safety, 2nd, 4:43					
AU - Joiner 2 yd run (Shannon kick), 3rd, 4:52					
AU - Williams 29 yd pass from Davis (Hanson kick), 3rd, 0:37					
AU - Shivers 2 yd run (Shannon kick), 4th, 8:23					
AU - Miller 14 yd run (Shannon kick), 4th, 5:10					

TEAM STATISTICS		
First Downs	10	28
Rushes-Yards	35-47	59-429
Passing Yards	158	138
Comp-Att-Int	13-29-3	8-14-0
Total Plays-Yards	64-205	73-567
Punts-Avg.	11-39.8	2-38.0
Fumbles-Lost	1-1	5-4
Penalties-Yards	10-77	4-30
3rd Down Conv.	2-of-15	2-of-10
Time of Possession	30:36	29:24

INDIVIDUAL STATISTICS		
RUSHING: (AU) - Whitlow 14-122, Shivers 13-117 (TD), Schwartz 3-50 (TD), K. Martin 7-40 (TD), Sandberg 3-35, Hill 1-22, Miller 1-14 (TD), A. Martin 2-13, Joiner 3-9 (TD), Stidham 2-8 (TD), Willis 3-2, Adams 1-1, Tolbert 3-1, TEAM 3-(-5); (ASU) - Farmer 10-40, Gray 3-17, Leggett 3-8, Anderson 5-8, Pearson 4-7, Cook 2-3, Davis 2-(-14), Rocker 6-(-22)		
PASSING: (AU) - Stidham 6-11-0-113 (TD), Willis 1-2-0-3, Sandberg 1-1-0-22; (ASU) - Pearson 6-15-2-99, Rocker 4-7-0-20, Davis 3-7-1-39 (TD)		
RECEIVING: (AU) - Schwartz 3-67 (TD), R. Davis 3-34, Chambers 1-22, K. Martin 1-15; (ASU); Gray 3-16, Spencer 2-8, Aristilde 1-51, Williams 1-29 (TD), Johnson 1-18, Jefferson 1-11, Allen 1-10, Cook 1-6, Corker 1-5, Leggett 1-4		

offense looked, it wasn't the only unit to find the end zone for Auburn on Saturday. Safety Daniel Thomas returned an interception 29 yards for a touchdown late in the first quarter, and later in the first half, Devan Barrett picked up a blocked punt and returned it 10 yards for a score to make it 35-0. The punt was blocked by cornerback Jordyn Peters. It was the first time since 2003 that the Tigers scored on an interception return and a blocked punt return in the same game. Though the Tigers gave up a touchdown late in the third quarter, the defense forced four turnovers and allowed only 47 yards rushing for the game. Thomas added another interception in the first half, and true freshman Jamien Sherwood

recorded his first career interception in the fourth quarter. In all, 17 true freshmen saw the field Saturday.

# 2018 Game Recaps

Sept. 15 • CBS • Jordan-Hare Stadium • Auburn, Ala.

Sept. 22 • SECN • Jordan-Hare Stadium • Auburn, Ala.

#12 LSU

22 ARKANSAS

3

#9 AUBURN

21 #9 AUBURN

34

## GAME 3

JaTarvious Whitlow rushed for 104 yards and a touchdown but No. 12 LSU kicked a field goal as time expired to beat No. 7 Auburn 22-21. LSU, aided by two pass-interference penalties, drove 52 yards on 14 plays to set up Cole Tracy's 42-yard game winner.

Leading 14-10 in the third quarter, Jarrett Stidham's 4-yard touchdown pass to Darius Slayton on third-and-goal gave Auburn a two-score lead. Slayton's touchdown marked 21 unanswered points for Auburn, turning a 10-point deficit into an 11-point lead. Auburn's drive began at its own 45, after LSU's fake punt jump pass fell incomplete. LSU kicked a field goal late in the third quarter to cut the lead to 21-13, then scored on a 71-yard pass from Joe Burrow to Derrick Dillon to make it 21-19 with 8:18 to play. LSU went for two, hoping to tie, but Jamel Dean broke up Burrow's pass in the end zone, preserving Auburn's lead.

Deshaun Davis led Auburn's defense with 13 tackles, a sack and four tackles for loss. Derrick Brown added nine tackles. Trailing 10-0 in the second quarter after an LSU field goal, Auburn drove 75 yards on 10 plays for its first score.

On third-and-6, Stidham connected with Slayton for 9 yards, then found Seth Williams for 19 yards across midfield. From the 7, Whitlow ran up the middle for Auburn's first touchdown, trimming LSU's lead to 10-7.

Auburn's defense responded with a three-and-out, with a third down sack from Davis forcing an LSU punt, giving the home team possession again less than a minute after its touchdown.

The Tigers marched 66 yards on nine plays to take the lead, mixing passes from Stidham to Williams and Chandler Cox with runs by Whitlow and Shaun Shivers. Shivers gave Auburn a 14-10 lead with a 7-yard touchdown run to the left with 1:31 remaining in the half. Stidham completed 16 of 28 passes for 198 yards and a touchdown. Whitlow averaged 4.7 yards on 22 carries, including a 19-yarder. LSU led 7-0 after capitalizing on an interception on Auburn's first possession at Auburn's 34. The Bengal Tigers added a field goal with 8:37 remaining in the second quarter to lead 10-0.

SCORING SUMMARY					
#12 LSU	7	3	3	9	— 22
#7 Auburn	0	14	7	0	— 21

LSU - Ed. Helaire 1 yd run (Tracy kick), 1st, 9:59  
 LSU - Tracy 33 yd FG, 2nd, 8:37  
 AU - Whitlow 7 yd run (Carlson kick), 2nd, 5:06  
 AU - Shivers 7 yd run (Carlson kick), 2nd, 1:31  
 AU - Slayton 4 yd pass from Stidham (Carlson kick), 3rd, 10:38  
 LSU - Tracy 27 yd FG, 3rd, 3:58  
 LSU - Dillon 71 yd pass from Burrow (Burrow pass failed), 4th, 8:18  
 LSU - Tracy 42 yd FG, 4th, 0:00

TEAM STATISTICS	LSU	AU
First Downs	21	19
Rushes-Yards	42-121	38-130
Passing Yards	249	198
Comp-Att-Int	15-35-0	16-28-2
Total Plays-Yards	677-370	66-328
Punts-Avg.	6-49.2	5-47.0
Fumbles-Lost	0-0	0-0
Penalties-Yards	9-91	9-111
3rd Down Conv.	8-of-20	4-of-12
Time of Possession	35:04	24:56

INDIVIDUAL STATISTICS  
 RUSHING: (AU) - Whitlow 22-104 (TD), Shivers 7-25 (TD), Stidham 5-5, K. Martin 2-4, TEAM 1-(-2), Schwartz 1-(-6); (LSU) - Brossette 19-69, Burrow 10-22, Ed. Helaire 10-21 (TD), Jefferson 1-6, Curry 1-2, Dillon 1-1  
 PASSING: (AU) - Stidham 16-28-2-198 (TD); (LSU) - Burrow 15-34-0-249 (TD), Von Rosenberg 0-1-0-0  
 RECEIVING: (AU) Slayton 3-33 (TD), R. Davis 3-23, Cox 3-20, Schwartz 2-37, S. Williams 2-35, A. Martin 1-33, Harris 1-12, Stove 1-5; (LSU) - Jefferson 5-97, Anderson 3-41, Sullivan 2-12, Giles 2-10, Dillon 1-71 (TD), Brossette 1-11, Ed.-Helaire 1-7

## GAME 4

There was never a doubt inside Jordan-Hare Stadium on Saturday night. No. 9 Auburn jumped in front 7-0 early in the first quarter, and the Tigers never looked back as they bounced back with a convincing 34-3 win over Arkansas.

Running back JaTarvious Whitlow put Auburn on the board on its opening drive with a five-yard touchdown run in which he ran up the middle untouched. The freshman added a second touchdown run later in the game and finished with 49 yards on 13 carries.

The first touchdown run from Whitlow was set up by a 48-yard punt return from Ryan Davis, which was the first of many significant plays from the Auburn special teams Saturday. Later in the first half, Jordyn Peters deflected a punt - he nearly blocked one earlier in the game - that was returned by linebacker K.J. Britt down inside the Arkansas 10-yard line. That led to an Auburn field goal. Then sophomore Noah Igbinoehene broke the game wide open with a 96-yard kick return for a touchdown early in the third quarter that put the Tigers ahead, 24-3, at the time.

It was Auburn's first kickoff return for a touchdown since Corey Grant ran one back against Tennessee in 2013, and the longest kickoff return since Tre Mason ran one back 100 yards against Washington State that same season.

Like Malzahn alluded to above, it was another impressive performance

SCORING SUMMARY					
Arkansas	0	3	0	—	3
#9 Auburn	10	7	7	10	— 34

AU - Whitlow 5 yd run (Carlson kick), 1st, 10:36  
 AU - Carlson 18 yd FG, 1st, 0:21  
 AU - Stidham 4 yd run (Carlson kick), 2nd, 0:49  
 ARK - Limpert 29 yd FG, 3rd, 9:19  
 AU - Igbinoehene 96 yd KO return (Carlson kick), 3rd, 9:05  
 AU - Whitlow 15 yd run (Carlson kick), 4th, 8:18  
 AU - Carlson 43 yd FG, 4th, 3:15

TEAM STATISTICS	ARK	AU
First Downs	13	13
Rushes-Yards	38-149	35-91
Passing Yards	141	134
Comp-Att-Int	13-32-1	15-22-0
Total Plays-Yards	70-290	58-225
Punts-Avg.	9-33.8	5-47.2
Fumbles-Lost	2-1	0-0
Penalties-Yards	8-57	7-40
3rd Down Conv.	3-of-17	4-of-13
Time of Possession	32:29	27:31

INDIVIDUAL STATISTICS  
 RUSHING: (AU) - Whitlow 13-49 (2 TD), Martin 8-39, Schwartz 2-9, Shivers 2-1, TEAM 1-(-2), Stidham 10-(-5) (TD); (ARK) - Boyd 8-66, Storey 12-44, Whaley 8-26, Hayden 6-11, Kelley 2-2, Williams 2-0  
 PASSING: (AU) - Stidham 15-22-0-134; (ARK) - Storey 13-31-1-140, TEAM 0-1-0-0  
 RECEIVING: (AU) - R. Davis 6-40, Schwartz 3-59, Slayton 2-23, Martin 2-0, S. Williams 1-10, Cannella 1-2; (ARK) - Boyd 2-39, Cornelius 2-15, Jones 2-15, Whaley 2-9, Stewart 1-32, Woods 1-13, Cantrell 1-6, Patton 1-6, Hayden 1-6

from the Auburn defense, who held Arkansas to 290 total yards and kept the Razorbacks out of the end zone. The Tigers wreaked havoc in the backfield throughout the game with seven tackles for loss, two sacks and nine quarterback hurries. Both sacks came from true freshmen - Richard Jibunor and Smoke Monday. Auburn also forced a pair of turnovers with an interception from Javaris Davis and a fumble forced by Igbinoehene that was nearly picked up and returned for a touchdown by fellow defensive back Daniel Thomas. Quarterback Jarrett Stidham completed 15 of his 22 passes for 134 yards in the win. His favorite target, Ryan Davis, caught six passes for 40 yards.

The senior wide receiver, who returned a punt 36 yards later in the fourth quarter, finished with a game-high 124 all-purpose yards



# 2018 Game Recaps

Sept. 29 • SECN • Jordan-Hare Stadium • Auburn, Ala.

Oct. 6 • ESPN2 • Davis Wade Stadium • Starkville, Miss.

SOUTHERN MISS

13

MISSISSIPPI STATE

23

#10 AUBURN

24

#9 AUBURN

9

## GAME 5

It took more than six hours, but No. 10 Auburn beat Southern Miss 24-13 Saturday on Homecoming at Jordan-Hare Stadium. A 164-minute weather delay late in the first half made for a long day and night for players and fans alike.

Christian Tutt's interception in the fourth quarter led to Anders Carlson's field goal, sealing Auburn's victory. Jarrett Stidham's 53-yard pass to Darius Slayton set up Stidham's 2-yard touchdown pass to Chandler Cox, giving Auburn a 21-6 lead with 5:39 in the third quarter. Southern Miss made it a one-possession game with a touchdown pass early in the fourth quarter, but Auburn's defense held firm, tallying 12 tackles for loss.

Stidham completed 19 of 33 passes for 245 yards and two touchdowns. Kam Martin rushed for 90 yards on 24 carries. Auburn (4-1) held the Golden Eagles to 45 rushing yards on 21 carries. Tutt and Jeremiah Dinson made interceptions. Derrick Brown had a sack while Nick Coe and Marlon Davidson each had a half sack.

Deshaun Davis led the Tigers with 10 tackles. Darrell Williams had nine tackles. The senior linebackers combined for 4.5 tackles for loss. Southern Miss was 2-for-13 on third down. Auburn came out firing, with Stidham targeting Seth Williams for a deep pass on the Tigers' first offensive play. That pass fell incomplete, but on Auburn's third possession, Stidham and Williams connected for a 46-yard touchdown pass to give the Tigers a 7-0 lead, Williams' first Auburn score.

In the second quarter, after a Southern Miss field goal, Auburn drove 73 yards on 13 plays, with Stidham twice completing passes to running backs on third-and-long for first downs.

Anthony Schwartz scored on a 6-yard jet sweep to put Auburn up 14-3 before a weather delay suspended the game for the better part of three hours with 4:27 left in the half.

Auburn's special teams again excelled. Jordyn Peters recovered a fumbled USM punt. Arrryn Siposs then punted 37 yards, pinning the Golden Eagles at their own 3 when Javaris Davis fielded his teammates' punt.

A three-and-out from Auburn's defense gave

SCORING SUMMARY						
Southern Miss	0	3	3	7	—	13
#10 Auburn	7	7	7	3	—	24
AU - S. Williams 46 yd pass from Stidham (Carlson kick), 1st, 3:39						
USM - Shaunfield 44 yd FG, 2nd, 12:51						
AU - Schwartz 6 yd run (Carlson kick), 2nd, 6:43						
USM - Shaunfield 51 yd FG, 3rd, 7:20						
AU - Cox 2 yd pass from Stidham (Carlson kick), 3rd, 5:39						
USM - Watkins 12 yd pass from Abraham (Shaunfield kick), 4th, 13:47						
AU - Carlson 23 yd FG, 4th, 2:00						
TEAM STATISTICS		UW	AU			
First Downs		15	17			
Rushes-Yards		21-45	36-96			
Passing Yards		215	245			
Comp-Att-Int		30-44-2	19-33-0			
Total Plays-Yards		65-260	69-341			
Punts-Avg.		7-40.9	8-44.1			
Fumbles-Lost		2-1	2-1			
Penalties-Yards		7-46	9-78			
3rd Down Conv.		2-of-13	5-of-16			
Time of Possession		29:21	30:39			
INDIVIDUAL STATISTICS						
RUSHING: (AU) - K. Martin 24-90, Whitlow 4-23, Schwartz 2-8 (TD), Shivers 2-1, Stidham 4(-26); (USM) - Mosley 4-25, Harris 2-25, Parks 5-5, Griggs 1-2, Andersoin 1(-1), Jones 1(-2), Team 1(-4), Abraham 6(-5)						
PASSING: (AU) - Stidham 9-33-0-245 (2 TD); (USM) - Abraham 30-44-2-215 (TD)						
RECEIVING: (AU) - Slayton 5-91, Cannella 3-16, S. Williams 2-60 (TD), Whitlow 2-20, R. Davis 2-12, Miller 1-30, K. Martin 1-17, Martin 1-3, Cox 1-2 (TD), Shivers 1(-6); (USM) - Adams 8-47, Mosley 6-3, Watkins 5-48 (TD), Jones 4-38, Nelson 2-37, Parks 2-20, Washington 1-21, Mitchell 1-1, Harris 1-0						

the Tigers the ball at USM's 47. After a 1-yard run, Stidham and Williams teamed up for their long TD.

## GAME 6

Playing in its first true road environment all season, No. 8 Auburn never could find its rhythm Saturday night as the Tigers came up short at Mississippi State, 23-9.

Auburn struck first midway through the first quarter when Anders Carlson drilled a 47-yard field goal. The freshman made three of his four field-goal attempts on the night, and his 24-yard field goal early in the fourth quarter got the Tigers within a touchdown at 16-9.

However, with two minutes remaining, Mississippi State quarterback Nick Fitzgerald all but put the game away with a 21-yard touchdown to make it a two-score game.

The Auburn defense was led by safety Jeremiah Dinson, who had a career night with 15 tackles and also pulled down an interception for the second straight game. He's the first player since Joshua Holsey in 2016 to record interceptions in back-to-back games, and his 15 tackles are the most by an Auburn player since Daren Bates (16) against Ole Miss in 2012.

Marlon Davidson, Darrell Williams and Deshaun Davis all finished with 10 tackles apiece. It was a career high for Davidson, who also blocked a critical field goal midway through the fourth quarter that gave the Tigers a chance to come back and tie the game.

For Davis, it was his seventh career game with double-figure tackles, and he now has 203 career tackles - making him the 15th Auburn player

SCORING SUMMARY						
#8 Auburn	3	0	3	3	—	9
Mississippi State	3	10	3	7	—	23
AU - Carlson 47 yd FG, 1st, 7:30						
MSU - Christmann 24 yd FG, 1st, 2:37						
MSU - Christmann 47 yd FG, 2nd, 10:13						
MSU - Fitzgerald 1 yd run (Christmann kick), 2nd, 0:00						
MSU - Christmann 32 yd FG, 3rd, 6:55						
AU - Carlson 38 yd FG, 3rd, 5:45						
AU - Carlson 24 yd FG, 4th, 11:24						
MSU - Fitzgerald 21 yd run (Christmann kick), 4th, 2:02						
TEAM STATISTICS		AU	MSU			
First Downs		15	22			
Rushes-Yards		21-90	57-349			
Passing Yards		214	69			
Comp-Att-Int		19-38-0	9-17-1			
Total Plays-Yards		59-314	74-418			
Punts-Avg.		3-47.0	3-40.0			
Fumbles-Lost		4-2	1-0			
Penalties-Yards		2-10	1-15			
3rd Down Conv.		3-of-14	7-of-17			
Time of Possession		18:07	41:53			
INDIVIDUAL STATISTICS						
RUSHING: (AU) - Whitlow 8-88, Schwartz 1-17, Shivers 1-8, Willis 1-1, A. Martin 1-0, K. Martin 4(-2), Stidham 5(-22); (MSU) - Fitzgerald 28-195 (2 TD), Hill 23-126, Ae						
Williams 1-32, TEAM 1(-4)						
PASSING: (AU) - Stidham 19-38-0-214; (MSU) - Fitzgerald 9-17-1-69						
RECEIVING: (AU) - R. Davis 8-91, Slayton 4-58, Cannella 2-16, Shenker 1-26, Cox 1-10, Brown 1-9, Whitlow 1-3, Miller 1-1; (MSU) - Green 2-23, Johnson 2-10, Thomas 2-9, Mitchell 1-23, Ae, Williams 1-4, Au, Williams 1-0						

since 2000 to reach 200 career tackles.

On offense, quarterback Jarrett Stidham went 19 of 38 for 214 yards with no interceptions. His favorite target was senior wide Ryan Davis, who caught a game-high eight passes for 91 yards. He's now fourth among Auburn career receiving Leaders with 137 career receptions, passing Tyrone Goodson (136 from 1993-97). Fellow receiver Darius Slayton added four catches for 58 yards.

The rushing attack was paced by freshman JaTarvious Whitlow, who ran eight times for 88 yards. He nearly scored a touchdown late in the third quarter, but the refs said he fumbled the ball as he reached it across the goal line after

a 41-yard run. It was one of two Auburn fumbles on the night

# 2018 Game Recaps

Oct. 13 • SECN • Jordan-Hare Stadium • Auburn, Ala.

Oct. 20 • ESPN • Vaught-Hemingway Stadium • Oxford, Miss.

TENNESSEE

30 OLE MISS

16

#21 AUBURN

24 AUBURN

31

## GAME 7

Anthony Schwartz flashed his world-class speed on the Tigers' longest play of the season but Tennessee defeated No. 21 Auburn 30-24 Saturday at Jordan-Hare Stadium.

Auburn started fast, driving 75 yards, mostly on the ground, on the game's opening possession with Chandler Cox's 1-yard touchdown putting the Tigers up 7-0. The Tigers were 3-for-3 on third down on the drive, with JaTarvious Whitlow moving the chains each time. After Schwartz gained 17 yards to Tennessee's 3, Cox scored his second career rushing touchdown two plays later. After Tennessee answered with a field goal, Auburn responded with a 20-yard Anders Carlson field goal to lead 10-3 after the first quarter.

The Volunteers tied it at 10 on a 42-yard yard touchdown pass from Jarrett Guarantano to Ty Chandler early in the second quarter. Guarantano completed 21 of 32 passes for 328 yards and two touchdowns.

After Auburn's defense forced a three-and-out, Jarrett Stidham found

SCORING SUMMARY						
Tennessee.....	3	10	14	3	—	30
#21 Auburn.....	10	7	0	7	—	24
AU - Cox 1 yd run (Carlson kick), 1st, 9:44						
UT - Cimaglia, 1st, 5:24						
AU - Carlson, 1st, 2:20						
UT - Chandler 42 yd pass from Guarantano (Cimaglia kick), 2nd, 10:44						
AU - Schwartz 76 yd pass from Stidham (Carlson kick), 2nd, 3:26						
UT - Cimaglia, 45 yd FG, 2nd, 0:07						
UT - Jennings 25 yd pass from Guarantano (Cimaglia kick), 3rd, 3:25						
UT - Taylor 8 yd fumble recovery (Cimaglia kick), 3rd, 2:34						
UT - Cimaglia 20 yd FG, 4th, 9:04						
AU - S. Williams 14 yd pass from Stidham (Carlson kick), 4th, 0:37						
TEAM STATISTICS		UT	AU			
First Downs		16	22			
Rushes-Yards		36-68	34-126			
Passing Yards		328	322			
Comp-Att-Int		21-32-0	28-46-2			
Total Plays-Yards		68-396	80-448			
Punts-Avg.		4-42.8	3-44.3			
Fumbles-Lost		0-0	3-1			
Penalties-Yards		5-40	5-38			
3rd Down Conv.		10-of-19	9-of-16			
Time of Possession		34:01	25:59			
INDIVIDUAL STATISTICS						
RUSHING: (AU) - Schwartz 3-44, Whitlow 12-42, Miller 6-32, Shivers 1-8, R. Davis 1-5, K. Martin 2-3, Cox 1-1, TEAM 1-(-2), Stidham 7-(-7); (UT) - Chandler 16-50, Jordan 13-26, London 1-0, TEAM 1-(-2), Guarantano 5-(-6)						
PASSING: (AU) - Stidham 28-45-2-322 (2 TD), TEAM 0-1-0; (UT) - Guarantano 21-32-0-328 (2 TD)						
RECEIVING: (AU) - R. Davis 7-57, Miller 6-57, S. Williams 5-85 (TD), Schwartz 2-83 (TD), Slayton 2-24, Cannella 2-9, Cox 1-6, Whitlow 1-3, K. Martin 1-0, Shivers 1-(-2); (UT) - Jennings 5-71 (TD), Chandler 5-62, Palmer 3-84, Callaway 2-55, Jordan 2-23, Wolf 1-12, Johnson 1-10, Murphy 1-7, Wood-Anderson 1-4						

Stidham found Schwartz on an out route. The freshman track star broke a tackle then raced down the Auburn sideline for a 76-yard score to give a 17-10 lead with 3:26 left in the first half.

After the dash by "Flash," Tennessee kicked a field goal, trimming Auburn's lead to 17-13 at the half. Tennessee forced three Auburn turnovers, hit several long pass plays, and outscored the Tigers 17-7 in the second half.

Late in the third quarter, the Volunteers took a 20-17 lead on a 25-yard pass to Jauan Jennings, then scored again 51 seconds to take a 10-point lead on Alontae Taylor's fumble return.

Seth Williams caught a 14-yard touchdown pass with 37 seconds left to make it 30-24, but Tennessee recovered the onside kick to secure the win. Williams led Auburn with 85 receiving yards on five catches. Stidham was 28-for-45 for 322 yards, two touchdowns and two interceptions.

Marlon Davidson blocked a field goal for the second straight week. Auburn had three sacks and 10 tackles for loss.

Deshaun Davis led Auburn with 10 tackles, including a TFL.

## GAME 8

Auburn exploded for three third-quarter touchdowns while keeping Ole Miss out of the end zone for nearly 58 minutes, winning 31-16 Saturday at Vaught-Hemingway Stadium.

Nick Coe, with three sacks, and Deshaun Davis, with 13 tackles, led Auburn's defense. Daniel Thomas added a career-high 10 tackles. JaTarvious Whitlow rushed for a career-high 170 yards on 19 carries and had a 3-yard touchdown catch on Auburn's opening drive.

Leading 10-6 at the half, Auburn's freshman receivers delivered big plays on a 68-yard drive to start the third quarter.

A 21-yard pass to Seth Williams, and a 16-yard Anthony Schwartz run set up Malik Miller's 1-yard touchdown run.

After Ole Miss answered with a field goal, Whitlow raced a career-long 54 yards before Ole Miss knocked the ball loose near the goal-line. Schwartz recovered in the end zone to put Auburn ahead 24-9.

Derrick Brown then stopped Ole Miss quarterback Jordan Ta'amu for a loss of 2 on fourth-and-3 at Auburn's 36.

SCORING SUMMARY						
Auburn.....	7	3	21	0	—	31
Ole Miss.....	3	3	3	7	—	16
AU - Whitlow 3 yd pass from Stidham (Carlson kick), 1st, 8:36						
OM - Logan 36 yd FG, 1st, 5:49						
OM - Logan 37 yd FG, 2nd, 9:16						
AU - Carlson 28 yd FG, 2nd, 4:18						
AU - Miller 1 yd run (Carlson kick), 3rd, 12:07						
OM - Logan 35 yd FG, 3rd, 8:30						
AU - Schwartz 0 yd fumble recover (Carlson kick), 3rd, 6:53						
AU - Miller 2 yd run (Carlson kick), 3rd, 3:00						
OM - Brown 12 yd pass from Ta'amu (Logan kick), 4th, 2:24						
TEAM STATISTICS		AU	OM			
First Downs		20	27			
Rushes-Yards		46-269	39-123			
Passing Yards		215	324			
Comp-Att-Int		13-22-0	27-47-0			
Total Plays-Yards		68-484	86-447			
Punts-Avg.		3-44.7	4-37.8			
Fumbles-Lost		3-1	1-0			
Penalties-Yards		8-80	6-35			
3rd Down Conv.		6-of-14	6-of-17			
Time of Possession		29:49	30:11			
INDIVIDUAL STATISTICS						
RUSHING: (AU) - Whitlow 19-170, Shivers 10-45, K. Martin 4-18, Schwartz 1-16 (TD), Miller 6-11 (2 TD), Stidham 6-9; (OM) - Phillips 17-59, Ta'amu 19-43, Woullard 3-21						
PASSING: (AU) - Stidham 13-22-0-215 (TD); (OM) - Ta'amu 27-46-0-324 (TD), TEAM 0-1-0-0						
RECEIVING: (AU) - Whitlow 4-38 (TD), S. Williams 2-83, Slayton 2-62, Schwartz 2-16, R. Davis 2-12, Miller 1-4; (OM) - Brown - 10-155 (TD), Lodge 5-84, Sanders 3-18, Phillips 2-20, Woullard 2-13, Knox 2-11, Moore 1-9, Cooley 1-8, Battle 1-6						

One play later, Jarrett Stidham connected with Williams for a 62-yard reception, the longest of Williams' career.

Miller scored from the 2 on the next play, his second rushing touchdown of the game, to make it 31-9. Auburn outscored Ole Miss 21-3 in the first 12 minutes of the second half.

The Rebels scored their only touchdown on A.J. Brown's 12-yard catch with 2:24 remaining.

Marlon Davidson blocked a field goal for the third straight game, denying Ole Miss a scoring opportunity on the game's first possession.

Whitlow quickly went to work, on his way to the third 100-yard game of his redshirt freshman season. He rushed five times for 35 yards, cap-

ping the drive with his first career touchdown catch, a 3-yarder. Stidham was 13 of 22 for 215 yards and a touchdown. Neither team committed a turnover.

After an off week, Auburn (5-3, 2-3) returns to Jordan-Hare Stadium Nov. 3 for an SEC West showdown against Texas A&M.

# 2018 Game Recaps

Nov. 3 • SECN • Jordan-Hare Stadium • Auburn, Ala.

Nov. 10 • ESPN • Samford Stadium • Athens, Ga.

#25 TEXAS A&M

24 #5 GEORGIA

27

AUBURN

28 AUBURN

10

## GAME 9

Auburn scored two late touchdowns to overcome a 10-point deficit, beating No. 25 Texas A&M 28-24 Saturday at Jordan-Hare Stadium.

Trailing 24-14, Noah Igbinoghene's interception gave Auburn possession at its own 29 with 7:14 remaining. Jarrett Stidham then completed five passes, three to Darius Slayton for 43 yards, to give Auburn first-and-goal at the 1. Chandler Cox scored on the next play to cut A&M's lead to 24-21 with 5:14 to play.

Derrick Brown's sack helped force Texas A&M's punt, which Christian Tutt returned 28 yards to Auburn's 42 with 2:04 to play. On the next play, Stidham hit Ryan Davis, who zigged and zagged up the middle for 47 yards to the Aggies' 11. From there, Stidham connected with Seth Williams for the game-winning score with 1:41 to play.

Stidham was 18 for 29 for 239 yards, two touchdowns and no interceptions. Slayton had eight receptions for 107 yards.

Texas A&M drove from its 16 past midfield, but Nick Coe's sack on the final play set off a joyous celebration that started in the stands and continued in Auburn's locker room. Daniel Thomas forced a fumble and recorded a career-high 12 tackles. Auburn had five sacks and 12 tackles for loss.

Trayveon Williams' third touchdown, a 1-yard run to cap the opening drive of the second half, gave the Aggies a 10-point lead at the 10:27 mark of the third quarter. Auburn shut out A&M the rest of the game. Auburn trailed 17-14 after a back-and-forth first half.

After the Aggies kicked a field goal on their opening drive, Auburn's defense forced a turnover, with Jamel Dean recovering a fumbled option pitch at A&M's 20, with Thom-

SCORING SUMMARY						
#25 Texas A&M	.....3	14	7	0	—	24
Auburn	.....7	7	0	14	—	28

TEAM STATISTICS		
	TAMU	AU
First Downs	28	13
Rushes-Yards	47-201	21-19
Passing Yards	220	259
Comp-Att-Int	16-32-1	19-30-0
Total Plays-Yards	79-421	51-278
Punts-Avg.	5-44.2	8-48.2
Fumbles-Lost	4-1	2-0
Penalties-Yards	7-31	6-39
3rd Down Conv.	4-of-14	3-of-11
Time of Possession	38:41	21:19

INDIVIDUAL STATISTICS	
RUSHING: (AU) - Whitlow 8-16, Shivers 2-11, Schwartz 3-4, M. Miller 2-2, Cox 1-1 (TD), Stidham 5-(-15); (TAMU) - T. Williams 17-107 (2 TD), Corbin 10-50, Mond 18-31, Davis 1-9, Sternberger 1-4	
PASSING: (AU) - Stidham 18-29-0-239 (2 TD), R. Davis 1-1-0-20 (TD); (TAMU) - Mond 16-32-1-220 (TD)	
RECEIVING: (AU) - Slayton 8-107, R. Davis 5-75, S. Williams 2-22 (2TD), Cannella 1-20 (TD), M. Miller 1-16, Whitlow 1-15, Schwartz 1-4; (TAMU) - T. Williams 5-75 (TD), Sternberger 3-59, Buckley 2-29, Davis 2-14, Corbin 1-16, Rogers 1-10, Gillaspia 1-9, Jones 1-8	

as applying pressure on the pitch man.

Auburn took the lead on the next play, using deception. Stidham threw backwards to Ryan Davis, who fired to an open Sal Cannella for a 20-yard touchdown and a 7-3 lead with 1:37 left in the first quarter. Texas A&M regained the lead on Williams' 38-yard touchdown run to make it 10-7 early in the second quarter. Stidham hit Slayton for 34 yards on a 9-play, 80-yard touchdown drive. On third-and-2 from the 11, Stidham zipped a pass across the field to a leaping Williams in the end zone for a 14-10 Auburn lead with 4:03 left in the half. The Aggies took 17-14 lead before the half on a 14-yard screen pass to Williams.

## GAME 10

Playing against a Top 5 opponent Saturday night, Auburn jumped out to an early lead and looked to play the part of spoiler, but No. 5 Georgia proved to be too much as the Tigers dropped a 27-10 decision on the road.

Georgia scored first with an early field goal, but Auburn responded on the next drive with an eight-play 75-yard drive that was capped by a touchdown pass from Jarrett Stidham to John Samuel Shenker.

Whitlow, the team's starting running back, lined up in the Wildcat formation, rolled to his left and found Shenker in the back of the end zone for the score.

For Shenker, it was his third career catch and first career touchdown. On the same drive, Auburn senior Ryan Davis made his 154th career reception and passed Courtney Taylor as the program's all-time leading receptions leader. Davis set a new career-high with 13 receptions in the game and finished with 72 yards receiving. He's now caught a pass in 24 consecutive games, the most by an Auburn player since Ricardo Louis had a 24-game streak from 2013-15.

Davis and quarterback Jarrett Stidham also made history together Saturday as they became the most productive pass tandem in Auburn history with 141 completions, passing Pat Sullivan and Terry Beasley (1969-71).

Like the offense, the Auburn defense also started strong, making a pair of goal-line stands on Georgia's first two drives that forced the Bulldogs to settle for two field goals. It was the ninth time this season the Tigers have held their opponent without a touchdown in the first quarter. After Georgia's second field early in the second quarter, Auburn answered with another solid scoring drive and extended the lead

to 10-6 with a 27-yard field goal from Anders Carlson.

However, the game turned in the final three minutes of the first half when the Bulldogs scored back-to-back touchdowns to take a 20-10 lead into the locker room. And then it was a 77-yard touchdown run from D'Andre Swift early in the fourth quarter that ultimately put the game out of reach.

Davis finished with a team-high 10 tackles, two tackles for loss and a sack. It was the 10th career double-figure tackle game for the senior linebacker, who now ranks ninth on Auburn's all-time tackles list with 245. He passed former linebacker Josh Bynes (240 from 2007-10) on Saturday.

SCORING SUMMARY						
Auburn	.....7	3	0	0	—	10
#5 Georgia	.....3	17	0	7	—	27

TEAM STATISTICS		
	AU	UGA
First Downs	19	24
Rushes-Yards	20-102	46-303
Passing Yards	172	213
Comp-Att-Int	25-37-0	15-23-1
Total Plays-Yards	57-274	69-516
Punts-Avg.	6-40.3	2-38.0
Fumbles-Lost	2-1	2-0
Penalties-Yards	6-52	12-85
3rd Down Conv.	3-of-11	8-of-14
Time of Possession	21:45	38:15

INDIVIDUAL STATISTICS	
RUSHING: (AU) - Shivers 4-43, Stidham 6-36, Whitlow 9-26, R. Davis 1-(-3); (UGA) - Swift 17-186 (TD), Holyfield 15-93, Herrien 5-37, Fromm 2-5, TEAM 2-(-6), Field 5-(-12)	
PASSING: (AU) - Stidham 24-36-0-163, Whitlow 1-1-0-9 (TD); (UGA) - Fromm 13-20-1-193 (2 TD), Fields 2-2-0-20, Blankenship 0-1-0-0	
RECEIVING: (AU) R. Davis 13-72, S. Williams 3-38, Schwartz 2-27, Miller 2-13, Whitlow 2-(-4), Shenker 1-9 (TD), Jackson 1-9, Slayton 1-8; (UGA) - Swift 4-43, Godwin 3-84 (TD), Hardman 2-39, Simmons 2-15 (TD), Ridley 1-19, Crumpton 1-7, Nauta 1-3, Holyfield 1-3	

# 2018 Game Recaps

Nov. 17 • SECN-A • Jordan-Hare Stadium • Auburn, Ala.

Nov. 24 • CBS • Jordan-Hare Stadium • Auburn, Ala.

LIBERTY

0 #1 ALABAMA

52

AUBURN

51 AUBURN

21

## GAME 11

The message all week was to send the 16 seniors out the right way. Auburn did just that Saturday with a 53-0 win over Liberty in what was the last game the seniors will play in Jordan-Hare Stadium.

The Auburn defense got things started early when senior linebacker Darrell Williams intercepted a pass and returned it 26 yards for a touchdown to give the Tigers an early 10-0 lead. It was the first career interception for Williams.

Then on the very next drive, it was the special teams turn to make a play. Auburn cornerback Jordyn Peters came rushing in and blocked a punt that went out of the back of the end zone for a safety. It was the third blocked punt of the season for Peters, and it was Auburn's first blocked punt for a safety since the 2011 Chick-fil-A Bowl against Virginia.

The offense waited until early in the second quarter to score its first touchdown, but after that, four of the next six drive resulted in a touchdown. More importantly, the Tigers didn't turn the ball over.

Running back Kam Martin had over 100 yards rushing by halftime, and quarterback Jarrett Stidham accounted for two first-half touchdowns, including a 22-yard strike

SCORING SUMMARY				
Liberty.....	0	0	0	— 0
Auburn.....	15	17	21	0 — 51
AU - Carlson 53 yd FG, 1st, 7:40				
AU - Da. Williams 26 yd INT return (Carlson kick), 1st, 7:29				
AU - Jordyn Peters safety, 1st, 6:45				
AU - Carlson 20 yd FG, 1st, 0:12				
AU - Stidham 1 yd run (Carlson kick), 2nd, 11:01				
AU - Carlson 49 yd FG, 2nd, 3:04				
AU - Cannella 22 yd pass from Stidham (Carlson kick), 2nd, 1:03				
AU - S. Williams 45 yd pass from Stidham (Carlson kick), 3rd, 13:19				
AU - Shivers 25 yd run (Shannon kick), 3rd, 5:46				
AU - Willis 16 yd run (Shannon kick), 3rd, 0:13				
TEAM STATISTICS				
	LU		AU	
First Downs	7		29	
Rushes-Yards	28-55		61-340	
Passing Yards	79		191	
Comp-Att-Int	9-28-2		14-21-0	
Total Plays-Yards	45-134		82-531	
Punts-Avg.	8-35.2		3-40.7	
Fumbles-Lost	3-2		3-0	
Penalties-Yards	1-5		3-25	
3rd Down Conv.	3-of-12		2-of-12	
Time of Possession	20:47		39:13	
INDIVIDUAL STATISTICS				
RUSHING: (AU) - K. Martin 17-116, Whitlow 7-48, Shivers 6-45 (TD), A. Martin 10-44, Tolbert 6-41, Schwartz 4-37, Willis 2-15 (TD), Owens Moss 1-5, Miller 2-5, Stidham 4 (-3), TEAM 2 (-13); (LU) - Hickson 10-45, Boyd 6-15, Pickett 8-12, Calvert 4 (-17)				
PASSING: (AU) - Stidham 12-18-0-178 (2 TD), Willis 2-3-0-13; (LU) - Calvert 9-28-2-79				
RECEIVING: (AU) - S. Williams 5-109 (TD), R. Davis 4-40, Cannella 1-22 (TD), King 1-7, Jackson 1-6, Schwartz 1-4, Cox 1-3; (LU) - Gandy-Golden 3-22, Farrow 2-27, Barrett 1-12, Frith 1-9, Stubbs 1-6, Pickett 1-3				

The standard for this unit every week is to pitch a shutout, and for the first time this season, the Tigers delivered as they kept Liberty off the scoreboard and allowed only 134 total yards of offense. The interception by Darrell Williams was also one of four turnovers forced by Auburn in the game. Big Kat Bryant and T.D. Moultry both had sacks that caused fumbles, which were recovered by the Tigers. And freshman Smoke Monday brought in his first career interception late in the third quarter. Between the defensive touchdown, the safety on special teams and the five touchdowns scored by the offense, it was the second game this season that Auburn scored on all three phases.

## GAME 12

On the road against a top-ranked opponent, Auburn matched No.1 Alabama blow-for-blow in the first half in a 52-21 Iron Bowl loss.

Alabama quarterback Tua Tagovailoa threw four touchdown passes in the second half to break open a 3-point game. Trailing 31-14, Jarrett Stidham hit Darius Slayton on a 52-yard touchdown pass to pull the Tigers within 10 at 31-21 with 3:31 remaining in the third quarter.

Alabama answered with touchdown passes late in the third quarter and early in the fourth to secure the victory. Auburn trailed 17-14 after an inspired first half. Shaun Shivers raced 75 yards for a touchdown on Auburn's first series, but a holding penalty nullified the score.

After Alabama took a 7-0 lead on a 7-yard quarterback run, Auburn answered with a 10-play, 73-yard touchdown drive. Five consecutive Ja'Tavious Whitlow rushes netted 25 yards, crossing midfield.

Auburn then gained 12 yards on Stidham's pass to Ryan Davis. On third-and-13, Stidham hit Whitlow for 25 yards to the Alabama 14.

After a 5-yard Alabama penalty, Anthony Schwartz raced around right end for a 9-yard game-tying TD with 2:37 remaining in the first quarter.

Alabama took a 17-7 lead in the second quarter on a 4-yard pass from Tagovailoa to Henry Ruggs III, and a 30-yard field goal.

Auburn's defense forced a three-and-out, then Smoke Monday blocked a punt, Auburn's fourth of the season, giving the Tigers possession on Alabama's 23.

One play later, Ryan Davis threw his second touchdown pass of the season, hitting Malik Miller for 23 yards, trimming

Alabama's lead to 17-14 with 4:04 left in the half.

Auburn's defense ended the first half with back-to-back three-and-outs, holding Alabama to its season lows in firsthalf passing yards and total offense. Tagovailoa was

25 of 32 for 324 yards and five touchdowns, adding a rushing TD. Whitlow was the game's leading rushing, gaining 61 yards on 19 carries.

SCORING SUMMARY				
Auburn.....	7	7	7	0 — 21
#1 Alabama.....	7	10	21	14 — 52
UA - Tagovailoa 7 yd run (Bulovas kick), 1st, 6:38				
AU - Schwartz 9 yd run (Carlson kick), 1st, 2:37				
UA - Ruggs III 4 yd pass from Tagovailoa (Bulovas kick), 2nd, 14:15				
UA - Bulovas 30 yd FG, 2nd 8:59				
AU - Miller 23 yd pass from R. Davis (Carlson kick), 2nd, 4:04				
UA - Jeudy 46 yd pass from Tagovailoa (Bulovas kick), 3rd, 12:57				
UA - Jacobs 33 yd pass from Tagovailoa (Bulovas kick), 3rd, 9:49				
AU - Slayton 52 yd pass from Stidham (Carlson kick), 3rd, 3:31				
UA - D. Smith 40 yd pass from Tagovailoa (Bulovas kick), 3rd, 2:22				
UA - Ruggs III 22 yd pass from Tagovailoa (Bulovas kick), 4th, 14:29				
UA - Waddle 53 yd pass from Hurts (Bulovas kick), 4th, 9:29				
TEAM STATISTICS				
	LU		AU	
First Downs	19		23	
Rushes-Yards	43-130		26-123	
Passing Yards	153		377	
Comp-Att-Int	15-32-1		26-33-0	
Total Plays-Yards	75-283		59-500	
Punts-Avg.	7-40.3		5-32.8	
Fumbles-Lost	1-0		0-0	
Penalties-Yards	9-88		8-82	
3rd Down Conv.	9-of-18		5-of-11	
Time of Possession	34:37		25:23	
INDIVIDUAL STATISTICS				
RUSHING: (AU) - Whitlow 19-61, Shivers 10-27, Schwartz 3-20, Willis 3-18, Martin 2-12, Stidham 6 (-8); (UA) - D. Harris 9-41, Jacobs 5-28, Tagovailoa 4-26, N. Harris 7-25, Hurts 1-3				
PASSING: (AU) - Stidham 13-30-1-127 (TD), R. Davis 1-1-0-23 (TD), Willis 1-1-0-3; (UA) - Tagovailoa 25-32-0-324 (5 TD), Hurts 1-1-0-53 (TD)				
RECEIVING: (AU) - R. Davis 4-15, Schwartz 3-10, Slayton 2-63 (TD), Whitlow 2-27, Stove 2-12, Miller 1-23 (TD), Carlson 1-3; (UA) - Jeudy 5-77 (TD), Ruggs III 5-62 (2 TD), D. Smith 4-72 (TD), Jacobs 4-53 (TD), Waddle 3-73 (TD), I. Smith, Jr. 3-27, D. Harris 1-11, N. Harris 1-2				



# 2018 Game Recaps

Dec. 28 • ESPN • Nissan Stadium • Nashville, Tenn.

PURDUE 14  
AUBURN 63

## GAME 13

Auburn won the coin toss, elected to receive and never looked back in a 63-14 win over Purdue in the Franklin American Mortgage Music City Bowl on Friday. The 63 points is a new SEC record for points scored in a bowl game, and the Tigers set a bowl record with 56 of those 63 points in the first half. With Malzahn calling the plays for the first time all season, the offense scored touchdowns on all seven of its first-half drives and finished with 586 total yards.

Stidham, who already declared early for the NFL, completed 15 of 21 passes for 373 yards and a career-best five touchdown passes – which tied the Auburn single-game record. His first touchdown toss came on the third play of the game when he connected with running back Ja'Tarvious Whitlow on a 66-yard touchdown pass to put Auburn on the board first. It was Whitlow who scored again on the next drive, plunging in from two yards out. And then after a Javaris Davis interception, the freshman running back tacked on a third touchdown, a 1-yard run, in the first six minutes to give Auburn the early 21-0 lead.

After Whitlow scored his three touchdowns, it was Darius Slayton's turn to get into the act. The junior wide receiver caught a 74-yard touchdown pass at the end of the first quarter and then scored on a 52-yard pass the very next drive to make it 35-7. He later added a third touchdown reception in the first half, hauling in a 34-yard reception over the top of a Purdue defender. With 160 yards receiving on the day, Slayton now ranks 11th among Auburn career receiving yardage leaders with 1,605 career receiving yards. This was the third 100-yard receiving game of his career.

Fellow wide receiver Anthony Schwartz added a 6-yard touchdown run

SCORING SUMMARY						
Purdue.....	7	0	7	0	—	14
Auburn.....	28	28	7	0	—	63
AU - Whitlow 66 yd pass from Stidham (Carlson kick), 1st, 13:57						
AU - Whitlow 2 yd run, (Carlson kick) 1st, 8:18						
AU - Whitlow 1 yd run, (Carlson kick), 1st, 6:59						
PUR - R. Moore 7 yd run, (Evans kick), 1st, 3:25						
AU - Slayton 74 yd pass from Stidham (Carlson kick), 1st, 2:48						
AU - Slayton 52 yd pass from Stidham (Carlson kick), 2nd, 12:54						
AU - Bryant 20 yd INT return (Carlson kick), 2nd, 12:29						
AU - Schwartz 6 yd run (Carlson kick), 2nd, 5:36						
AU - Slayton 34 yd pass from Stidham (Carlson kick), 2nd, 2:01						
AU - R. Davis 5 yd pass from Stidham (Carlson kick), 3rd, 7:16						
PUR - Blough 22 yd run (Evans kick), 3rd, 5:29						
TEAM STATISTICS		PUR	AU			
First Downs		17	24			
Rushes-Yards		27-79	52-208			
Passing Yards		184	378			
Comp-Att-Int		22-38-2	16-23-0			
Total Plays-Yards		65-263	75-586			
Punts-Avg.		6-38.2	1-49.0			
Fumbles-Lost		0-0	0-0			
Penalties-Yards		6-60	3-35			
3rd Down Conv.		5-of-13	7-of-14			
Time of Possession		25:49	34:11			
INDIVIDUAL STATISTICS						
RUSHING: (AU) - K. Martin 11-58, Willis 3-52, Shivers 11-33, Gatewood 3-28, Schwartz 4-12 (TD), Whitlow 7-10 (2 TD), Tolbert 6-9, Stidham 1-6, Miller 2-4, Hill 1-(-1), TEAM 3-(-3); (PUR) - M. Jones 10-35, Blough 7-19 (TD), Knox 7-15, R. Moore 3-10 (TD)						
PASSING: (AU) - Stidham 15-21-0-373 (5 TD), Gatewood 0-1-0-0, Willis 1-1-0-5; (PUR) - Blough 22-37-2-184, R. Moore 0-1-0-0						
RECEIVING: (AU) - R. Davis 5-23 (TD), Slayton 3-160 (3 TD), Schwartz 3-50, S. Williams 2-55, Whitlow 1-66 (TD), Cannella 1-16, King 1-8; (PUR) - R. Moore 11-94, Zico 3-31, M. Jones 3-23, Herdman 3-17, Hopkins 2-19						

in the first half. It was the freshman's fifth rushing touchdown of the season and seventh overall.

The other first-half touchdown came courtesy of the defense when Big Kat Bryant returned an interception 20 yards to the end zone on a ball that was deflected at the line of scrimmage by Tyrone Truesdell. It was Bryant's first career interception and first career touchdown.

Not to be outdone by the offense, the Auburn defense held a high-octane Purdue offense to 14 points and 263 total yards. The Tigers finished with seven tackles for loss and three sacks, including a sack from senior linebacker Deshaun Davis, who led the way with nine tackles. With 266 career tackles, Davis now ranks fourth among Auburn career tacklers since 2000. He finished the season with a career-best 116 stops. With the win, Auburn is now 24-17-2 in bowl games and 2-0 in the Music City Bowl.

# Individual Records

## All-Purpose

### ALL-PURPOSE

Game — 312, Tre Mason vs. Missouri (12/7/2013)  
Season — 2374, Tre Mason (2013)  
Career — 5596, James Brooks (1977-80)

## Games Played/Started

### MOST GAMES PLAYED

Career — 54, Mario Fannin (2006-10), Tre Smith (2002-06)

### MOST GAMES STARTED

Career — 52, Lee Ziemba (2007-10)

### MOST CONSECUTIVE GAMES STARTED

Career — 52, Lee Ziemba (2007-10)

### MOST CONSECUTIVE GAMES/SPECIALIST

Career — 53, Daniel Carlson (2014-17), Tyler Stovall (2014-17)

## Interceptions

### INTERCEPTIONS

Game — 4, Junior Rosegreen vs. Tennessee (10/2/2004) [0 yards]  
Season — 9, Buddy McClinton (1969)  
Career — 18, Buddy McClinton (1967-69)

### INTERCEPTIONS YARDS

Game — 108, David Langner vs. UT-Chattanooga (9/18/1971) [2 int, 1 TD]  
Season — 169, Chris Shelling (1993) [4 int]  
Career — 287, David Langner (1971-73) [12 int, 1 TD]

### INTERCEPTION YARDS PER RETURN

Game (Min. 2 int.) — 54.0, David Langner vs. UT-Chatt. (9/18/1971) [2 for 108 yds]  
Season (Min. 4 int.) — 42.5, Chris Shelling (1993) [4 for 169 yards]  
Career (Min. 6 int.) — 29.1, Fob James (1952-55) [7 for 204 yards]

### INTERCEPTION RETURNS FOR TOUCHDOWN

Game — 1, 54 times [Last: Big Kat Bryant vs. Purdue (12/28/2018)]  
Season — 2, Walt McFadden (2009); Ken Alvis (1994); Brian Robinson (1993)  
Career — 3, Walt McFadden (2006-09); Brian Robinson (1992-94)

### LONGEST INTERCEPTION RETURN

Game — 100, Walt McFadden vs. Northwestern [Outback ] (1/1/2010)  
Game (Since 1950) — 100, Walt McFadden vs. Northwestern [Outback ] (1/1/2010)

## Kickoff Returns

### MOST KICKOFF RETURNS

Game — 6, Tre Mason vs. Mississippi State (9/10/2011) [172 yards]  
6, Demond Washington vs. Georgia (11/13/2010) [112 yards]  
6, Carnell Williams vs. Louisiana Tech (10/20/2001) [150 yards]  
6, Robert Beaird vs. Alabama (11/27/1965) [155 yards]  
Season — 46, Demond Washington (2010) [1,117 yards]  
Career — 74, Thomas Bailey (1991-94) [1,521 yards]

### MOST KICKOFF RETURN YARDS GAINED

Game — 202, Demond Washington at Georgia (11/14/2009) [5 returns]  
Season — 1117, Demond Washington (2010) [46 returns]  
Career — 1726, James Brooks (1977-80) [68 returns]

### HIGHEST YARDS-PER-RETURN AVERAGE

Game (Min. 3 ret.) — 47.0, Tre Mason vs. Washington State (8/31/2013) [3 for 141 yards]  
Season (Min. 10 ret.) — 31.1, Demond Washington (2009) [16 for 497 yards]  
Season (Min. 20 ret.) — 27.5, James Brooks (1979) [21 for 577]  
Career (Min. 25 ret.) — 26.4, Tristan Davis (2005-08) [55 for 1455 yds.]

### MOST TOUCHDOWNS

Game — 1, 19 times [Last: Noah Igbonoghene vs. Arkansas (9/22/2018)]  
Season — 1, 19 times [Last: Noah Igbonoghene (2018)]  
Career — 2, Demond Washington (2009-10); 2, Tristan Davis (2005-08); 2, Onterio McCalebb (2009-12); 2, Tre Mason (2011-13)

### LONGEST KICKOFF RETURN

Game — 110, Lewis Hardage vs. Georgia Tech (11/7/1908)  
Modern Era — 100, Tre Mason vs. Washington State (8/31/2013)  
100, Onterio McCalebb at Mississippi State (9/8/2012)  
100, Tim Carter vs. LSU (9/16/2000)  
100, Sam Dejarnette vs. Mississippi State (10/25/1980)  
100, Jimmy Burson vs. UT-Chattanooga (10/8/1960)  
100, Bobby Duke vs. Mississippi State (10/10/1953)

## Punt Returns

### MOST PUNT RETURNS

Game — 9, Bobby Jordan vs. Clemson (11/22/1952) [52 yards]  
Season — 42, Thomas Bailey (1991) [591 yards]  
Career — 125, Thomas Bailey (1991-94) [1170 yards]

### MOST PUNT RETURN YARDS GAINED

Game — 173, Mike Fuller vs. UT-Chattanooga (9/21/1974) [3 returns]  
Season — 528, Thomas Bailey (1991) [42 returns]  
Career — 1170, Thomas Bailey (1991-94) [125 returns]

### HIGHEST YARDS-PER-RETURN AVERAGE

Game (Min. 3 ret.) — 57.7, Mike Fuller vs. UT-Chattanooga (9/21/1974) [3 for 173 yds]  
Season (Min. 10 ret.) — 19.1, Mike Fuller (1973) [20 for 381 yards]  
Season (Min. 25 ret.) — 16.7, Mike Fuller (1974) [30 for 502 yards]  
Career (Min. 25 ret.) — 17.7, Mike Fuller (1972-74) [50 for 883 yards]  
Career (Min. 55 ret.) — 10.1, Quan Bray (2011-14) [56 for 565 yards]

### MOST TOUCHDOWNS

Game — 2, Mike Fuller vs. UT-Chattanooga (9/21/1974);  
2, David Langner vs. Alabama (12/2/1972)  
Season — 3, Mike Fuller (1974)  
Career — 3, Mike Fuller (1972-74)

### LONGEST PUNT RETURN

Game — 95, Bobby Freeman vs. Georgia (11/14/1953)

## Passing

### MOST ATTEMPTS

Game — 58, Stan White vs. Tennessee (9/29/1990)  
Season — 403, Dameyune Craig (1997)  
Career — 1231, Stan White (1990-93)

### MOST COMPLETIONS

Game — 34, Patrick Nix vs. Arkansas (10/28/1995) [52 att.]  
Season — 246, Jarrett Stidham (2017) [370 att.]  
Career — 659, Stan White (1990-93) [1231 att.]

### MOST CONSECUTIVE COMPLETIONS

Game — 18, Jarrett Stidham vs. Mercer (9/23/2017)

# Individual Records

## HIGHEST COMPLETION PERCENTAGE

Game (Min. 10 att.) — 94.4, Chris Todd vs. Furman (11/7/2009) [17-of-18]  
Game (Min. 15 att.) — 94.4, Chris Todd vs. Furman (11/7/2009) [17-of-18]  
Game (Min. 20 att.) — 86.5, Jarrett Stidham vs. Mercer (9/16/2017) [32-of-37]  
Season (Min. 50 att.) — 70.7, Ben Leard (1999) [111-of-157]  
Season (Min. 100 att.) — 70.7, Ben Leard (1999) [111-of-157]  
Career (Min. 150 att.) — 66.1, Cam Newton (2010) [185-of-280]  
Career (Min. 300 att.) — 64.6, Jason Campbell (2001-04) [552-of-854]

## MOST YARDS GAINED

Game — 456, Nick Marshall at Alabama (11/29/2014)  
Season — 3277, Dameyune Craig (1997)  
Career — 8016, Stan White (1990-93)

## MOST TOUCHDOWNS THROWN

Game — 5, Jarrett Stidham vs. Purdue (12/28/2018)  
5, Chris Todd vs. Ball State (9/26/2009)  
5, Daniel Cobb vs. Louisiana Tech (10/20/2001)  
Season — 30, Cam Newton (2010)  
Career — 53, Pat Sullivan (1969-71)

## MOST CONSECUTIVE GAMES THROWING A TD

Season — 8, Dameyune Craig (1997); Nick Marshall (2014)  
Career — 13, Dameyune Craig (1996-97)

## MOST PROLIFIC PASSING/RECEIVING TANDEM

Career — 154, Jarrett Stidham to Ryan Davis (2017-18)

## MOST PROLIFIC PASSING/RECEIVING TD TANDEM

Season — 11, Pat Sullivan to Terry Beasley (1971); 11, Pat Sullivan to Terry Beasley (1970)  
Career — 28, Pat Sullivan to Terry Beasley (1969-71)

## MOST TOUCHDOWN PASSES TO A DIFFERENT RECEIVER

Season — 8, Cam Newton (2010); Brandon Cox (2005, 2004); Patrick Nix (1995)  
Career — 18, Brandon Cox (2004-07)

## MOST INTERCEPTIONS THROWN

Game — 7, Alex Bowden vs. Alabama (11/27/1965)  
Season — 21, Loran Carter (1968)  
Career — 52, Stan White (1990-93)

## MOST CONSECUTIVE ATTEMPTS WITHOUT AN INTERCEPTION

Game — 51, Patrick Nix vs. Florida (10/15/1994)  
Season — 162, Jarrett Stidham (2018)

## MOST 300-YARD GAMES

Season — 5, Pat Sullivan (1970)  
Career — 6, Dameyune Craig (1994-97)

## MOST 200-YARD GAMES

Season — 12, Dameyune Craig (1997)  
Career — 21, Pat Sullivan (1969-71)

## LONGEST PASS COMPLETION

Game — 94, Cam Newton to Emory Blake vs. Louisiana-Monroe (10/2/2010)

## Punting

### MOST PUNTS

Game — 15, Connie Frederick vs. Clemson (10/12/1968) [486 yards]  
Season — 92, Dick McGowen (1939) [3,883 yards]  
Career — 244, Lewis Colbert (1982-85) [10,179 yards]

## MOST PUNTING YARDS

Game — 508, Jon Kilgore vs. Tennessee (9/26/1964) [11 punts]  
Season — 3883, Dick McGowen (1939) [92 punts]  
Career — 10,179, Lewis Colbert (1982-85) [244 punts]

## HIGHEST YARDS-PER-PUNT AVERAGE

Game (Min. 5 punts) — 53.2, Skip Johnston vs. Florida (11/4/1978) [5 for 266 yards]  
Game (Min. 10 punts) — 46.2, Jon Kilgore vs. Tennessee (9/26/1964) [11 for 508 yds]  
Season (Min. 30 punts) — 46.9, Terry Daniel (1993) [51 for 2393 yards]  
Career (Min. 100 punts) — 44.5, Terry Daniel (1992-94) [169 for 7522 yards]

## LONGEST PUNT

Game — 87, Rufus Deal vs. Georgia Tech (10/28/1939) [In the air]

## Receiving

### MOST RECEPTIONS

Game — 17, Willie Gosha vs. Arkansas (10/28/1995)  
Season — 84, Ryan Davis (2017)  
Career — 178, Ryan Davis (2015-18)

### MOST YARDS GAINED

Game — 263, Alexander Wright vs. Pacific (9/9/1989)  
Season — 1068, Ronney Daniels (1999)  
Career — 2507, Terry Beasley (1969-71)

### HIGHEST YARDS-PER-CATCH AVERAGE

Game (Min. 5 rec.) — 52.6, Alexander Wright vs. Pacific (9/9/1989) [5 for 263]  
Game (Min. 10 rec.) — 14.3, Ronney Daniels vs. C. Florida (11/6/1999) [10 for 143]  
Season (Min. 25 rec.) — 24.9, Freddy Weygand (1984) [32 for 797]  
Season (Min. 50 rec.) — 20.2, Terry Beasley (1970) [52 for 1051]  
Career (Min. 50 rec.) — 23.6, Alexander Wright (1986-89) [56 for 1320]  
Career (Min. 100 rec.) — 17.8, Terry Beasley (1969-71) [141 for 2507]

### MOST TOUCHDOWN RECEPTIONS

Game — 4, Alexander Wright vs. Pacific (9/9/1989)  
Season — 12, Terry Beasley (1971)  
Career — 29, Terry Beasley (1969-71)

### MOST CONSECUTIVE GAMES WITH A TD RECEPTION

Season — 8, Terry Beasley (1971)

### MOST TD RECEPTIONS FROM MULTIPLE QUARTERBACKS

Career — 5, Philip Lutzenkirchen (2009-12); Anthony Mix (2002-05); Freddy Weygand (1984-88)

### MOST 100-YARD GAMES

Season — 6, Terry Beasley (1971)  
Career — 12, Terry Beasley (1969-71)

## Return Yards

### MOST KICK RETURNS

Season — 66, Thomas Bailey (1991) [42 PR & 24 KOR]  
Career — 199, Thomas Bailey (1991-94) [125 PR & 74 KOR] (NCAA RECORD)

### MOST RETURN YARDS GAINED

Game — 229, Demond Washington vs. Georgia [27 PR & 202 KOR] (11/14/2009)  
Season — 1119, Thomas Bailey (1991) [528 PR & 591 KOR]  
Career — 2690, Thomas Bailey (1991-94) [1170 PR & 1520 KOR]

# Individual Records

## Rushing

### ATTEMPTS

Game — 46, Tre Mason vs. Missouri [SEC] (12/7/2013)  
Season — 324, Rudi Johnson (2000)  
Career — 741, Carnell Williams (2001-04)

### NET YARDS GAINED

Game — 307, Curtis Kuykendall vs. Miami (11/24/1944)  
Season — 1816, Tre Mason (2013)  
Career — 4303, Bo Jackson (1983-85)

### MOST YARDS GAINED, QUARTERBACK

Game — 222, Travis Tidwell vs. Furman (10/5/1946)  
Season — 1473, Cam Newton (2010)  
Career — 1884, Phil Gargis (1973-76)

### MOST NET YARDS GAINED, FRESHMAN

Game — 222, Travis Tidwell vs. Furman (10/5/1946)  
Season — 1106, Michael Dyer (2010)

### HIGHEST YARDS-PER-RUSH AVERAGE

Game (Min. 5 att.) — 20.7, Brent Fullwood vs. Vanderbilt (10/11/1986) [7 for 145 yds]  
20.7, Dave Middleton vs. UT- Chattanooga (9/25/1954) [7 for 145 yards]  
Game (Min. 10 att.) — 15.7, Brent Fullwood vs. Southwestern Louisiana (9/7/1985)  
[11 for 173 yards]  
Game (Min. 15 att.) — 13.4, Bobby Hunt vs. Mississippi State (11/7/1959)  
[16 for 214 yards]  
Game (Min. 25 att.) — 9.3, Curtis Kuykendall vs. Miami (11/24/1944)  
[33 for 307 yards]  
Season (Min. 75 att.) — 8.5, Onerio McCalebb (2010) [95 for 850 yards]  
Season (Min. 125 att.) — 8.3, Brent Fullwood (1986) [167 for 1391 yds]  
Season (Min. 200 att.) — 6.4, Bo Jackson (1985) [278 for 1786 yards]  
Career (Min. 225 att.) — 7.2, Brent Fullwood (1983-86) [390 for 2789 yards]

### HIGHEST YARDS-PER-GAME AVERAGE

Season — 162.4, Bo Jackson (1985) [1786 in 11 games]  
Career (Min. 300 att.) — 113.2, Bo Jackson (1982-85) [4304 in 38 games]

### MOST RUSHING TOUCHDOWNS

Game — 6, Carnell Williams vs. Mississippi State (10/18/2003)  
Season — 23, Tre Mason (2013)  
Career — 45, Carnell Williams (2001-04)  
Consecutive Games with a Rushing TD -- 11, Tre Mason (2013)

### MOST 100-YARD GAMES

Season — 10, Rudi Johnson (2000)  
Career — 21, Bo Jackson (1982-85)

### MOST 100-YARD GAMES, QUARTERBACK

Season — 6, Cam Newton (2010)  
Career — 8, Nick Marshall (2013-14)

### MOST CONSECUTIVE 100-YARD GAMES

Season — 7, Joe Cribbs (1978) [Final 7 games of 1978]

## Scoring

### MOST POINTS SCORED

Game — 36, Carnell Williams vs. Mississippi State (6 TD) [10/18/2003]  
Season — 150, Tre Mason (2013) [25 TD]  
Career — 480, Daniel Carlson (2014-17) [92 FG, 198 PAT, 1 TD]

### MOST POINTS SCORED BY A KICKER

Game — 21, Daniel Carlson vs. Arkansas State (9/10/2016) [1 TD, 3 FG, 6 PAT]  
Season — 134, Daniel Carlson (2016) [28 FG, 44 PAT, 1 TD]  
Career — 480, Daniel Carlson (2014-17) [92 FG, 198 PAT, 1 TD]

### MOST TOUCHDOWNS SCORED

Game — 6, Carnell Williams vs. Mississippi State [10/18/2003]  
Season — 25, Tre Mason (2013)  
Career — 46, Carnell Williams (2001-04)

### MOST CONSECUTIVE GAMES WITH A TD SCORED

Career - 11, Tre Mason (2011-13)

### MOST FIELD GOALS MADE

Game — 6, Al Del Greco vs. Kentucky (10/9/1982); Daniel Carlson vs. LSU (9/24/2016)  
Season — 28, Daniel Carlson (2016)  
Career — 92, Daniel Carlson (2014-17)

### MOST FIELD GOALS ATTEMPTED

Season — 32, Daniel Carlson (2016)  
Career — 114, Daniel Carlson (2014-17)

### HIGHEST FIELD GOAL PERCENTAGE

Season — 93.8, Wes Byrum (2009) [15-16]  
Career (Min. 20 Att.) — 80.7, Daniel Carlson (2014-17) [92-114]

### LONGEST FIELD GOAL MADE

Game — 57, Philip Yost vs. Western Kentucky (9/27/2003)  
57, Neil O'Donoghue vs. Tennessee (9/25/1976)

### MOST PAT KICKS MADE

Game — 9, Anders Carlson vs. Purdue (12/28/2018)  
9, Wes Byrum vs. Furman (11/7/2009)  
9, John Vaughn vs. Ball State (9/17/2005)  
9, Philip Yost vs. UL-Monroe (11/1/2003)  
9, Gardner Jett vs. Florida (10/31/1970)  
Season — 72, Wes Byrum (2010)  
Career — 198, Daniel Carlson (2014-17)

### HIGHEST PAT PERCENTAGE

Season — 1.000, 24 times [Last: Anders Carlson (2018) [44-44]]  
Career (Min. 20 Att.) — 1.000, Daniel Carlson (2014-17) [198-198]; Anders Carlson (2018) [44-44]

### MOST CONSECUTIVE PATS MADE

Career — 198, Daniel Carlson (2014-17)  
One Season — 57, Daniel Carlson, (2014 and 2017)  
Two Seasons — 102, Wes Byrum (2009-10)  
Three Seasons — 141, Daniel Carlson (2014-16 and 2015-17)



# Individual Records

## Tackles

### TOTAL TACKLES

Game — 26, Kurt Crain vs. Georgia (11/15/1986)  
Season — 193, Freddie Smith (1977)  
Career — 528, Freddie Smith (1976-79)

### SOLO TACKLES

Game — 19, Kurt Crain vs. Georgia (11/15/1986)  
Season — 105, Freddie Smith (1979)  
Career — 289, Gregg Carr (1981-84)

### ASSISTED TACKLES

Game — 15, Freddie Smith vs. Tennessee (9/25/1976)  
Season — 87, Quentin Riggins (1989)  
Career — 226, Darrel Crawford (1988-91)

### SACKS

Game — 4.0, Quentin Groves vs. Kentucky (10/23/2004)  
4.0, Tim Cromartie vs. Ole Miss (9/5/1992)  
4.0, Ron Stallworth vs. Alabama (11/25/1988)  
Season — 11.5 - (-74), Nick Fairley, 2010  
Career — 26.0 - (-169), Quentin Groves (2004-07)  
26.0 - (-150), Gerald Robinson (1982-85)

## Total Offense

### MOST PLAYS

Game — 62, Stan White vs. Tennessee (9/29/1990) [4 rushes/58 passes]  
Season — 546, Cam Newton (2010) [264 rushes/280 passes/2 receptions]  
Career — 1481, Stan White (1990-93) [250 rushes/1231 passes]

### MOST NET YARDS GAINED

Game — 505, Nick Marshall at Alabama (11/29/2014) [49 rush/456 pass]  
Season — 4327, Cam Newton (2010) [1473 rush/2854 pass]  
Career — 7920, Stan White (1990-93) [-96 rush/8016 pass]

### HIGHEST YARDS-PER-GAME AVERAGE

Season — 309.1, Cam Newton (2010) [4327 in 14 games]  
Career (min. 10 gms.) — 309.1, Cam Newton (2010) [4327 in 14 games]  
Career (min. 30 gms.) — 228.1, Pat Sullivan (1969-71) [6843 in 30 games]

### MOST TOUCHDOWNS RESPONSIBLE FOR (RUSHING & PASSING)

Game — 6, Cam Newton vs. South Carolina [SEC] (12/4/2010) [2 rush/4 pass]  
6, Carnell Williams vs. Mississippi State (10/18/2003) [6 rushing]  
Season — 50, Cam Newton (2010) [29 rush/30 pass]  
Career — 71, Pat Sullivan (1969-71) [18 rush/53 pass]

# Team Records

## Passing

### MOST ATTEMPTS

Game — 58 vs. Tennessee (9/29/1990)  
Season — 382 (2017)

### FEWEST ATTEMPTS

Game — 2 vs. Miami (10/4/1974)  
Season — 85 (1955)

### MOST COMPLETIONS

Game — 34 vs. Arkansas (10/28/1995)  
Season — 255 (2017)

### FEWEST COMPLETIONS

Game — 0 vs. Miami (10/4/1974)  
Season — 43 (1974)

### HIGHEST COMPLETION PERCENTAGE

Game (Min. 10 att.) — 90.0 vs. Furman (11/7/2009) [27-30]  
Game (Min. 20 att.) — 90.0 vs. Furman (11/7/2009) [27-30]  
Game (Min. 30 att.) — 90.0 vs. Furman (11/7/2009) [27-30]  
Game (Min. 40 att.) — 69.0 vs. Miss. State (10/12/1996) [29-42]  
Game (Min. 50 att.) — 54.9 vs. Florida (10/15/1994) [28-51]  
Season (Min. 75 att.) — 68.5 (2004) [211-of-308]

### MOST YARDS GAINED

Game — 456 at Alabama (11/29/2014)  
Season — 3282 (1997)

### FEWEST YARDS GAINED

Game — minus 2 vs. Tulane (10/25/1947)  
Season — 504 (1959)

### HIGHEST YARDS-PER-GAME AVERAGE

Season — 288.5 (1970) [2885 in 10 games]

### LOWEST YARDS-PER-GAME AVERAGE

Season — 50.4 (1959) [504 in 10 games]

### MOST TOUCHDOWNS THROWN

Game — 5 vs. Purdue (12/28/2018)  
5 vs. Ball State (9/26/2009)  
5 vs. Louisiana Tech (10/20/2001)  
5 vs. Mississippi State (10/12/1996)  
Season — 31 (2010)

### FEWEST TOUCHDOWNS THROWN

Season — 0 (1950)

### MOST INTERCEPTIONS THROWN

Game — 7 vs. Alabama (11/27/1965); vs. Vanderbilt (10/29/1948)  
Season — 29 (1948)

### FEWEST INTERCEPTIONS THROWN

Season — 2 (1982)

### MOST PASSES WITHOUT AN INTERCEPTION THROWN

Game — 51 vs. Florida (10/15/1994)

## Punt/Kickoff Returns

### MOST PUNT RETURNS

Game — 9 vs. Western Carolina (9/7/2002)  
9 vs. Wake Forest (9/20/1969)  
9 vs. Clemson (11/22/1952)  
Season — 48 (2002)

### MOST NET YARDS GAINED

Game — 208 vs. UT-Chattanooga (9/21/1974)  
Season — 580 (1974)

### MOST KICKOFF RETURNS

Game — 8 at Arkansas (10/10/2009)  
8 vs. Mississippi State (11/8/1952)  
8 vs. Alabama (12/4/1948)  
Season — 63 (2010, 2009)

### MOST NET YARDS GAINED

Game — 257 vs. Utah State (9/5/2011)  
Season — 1,493 (2009)

## Scoring

### MOST POINTS SCORED

Game — 94 vs. Georgia Tech (11/17/1894)  
Modern Game — 76 vs. UT-Chattanooga (9/9/1995)  
Season — 577 (2010)  
Most Consecutive Games Scored - 149 (10/4/1980 through 11/14/1992)

### MOST POINTS SCORED — QUARTER/HALF

First Quarter — 28 vs. Purdue (12/28/2018); vs. Kansas (9/7/1988); vs. Kansas (9/12/1987)  
Second Quarter — 35 vs. New Mexico State (11/6/1993)  
Third Quarter — 28 at Arkansas (10/21/2017)  
Fourth Quarter — 28 vs. Arkansas (10/16/2010); vs. Florida State (10/12/1985)  
First Half — 56 vs. Purdue (12/28/2018)  
Second Half — 42 vs. Florida State (10/12/1985)  
Through Three Quarters — 69 vs. UT-Chattanooga (9/9/1995)

### HIGHEST POINTS-PER-GAME AVERAGE

Season — 41.2 (2010)

### FEWEST POINTS SCORED

Game — 0, many times [Last: vs. Alabama (11/29/2008)]  
Season — 31 (1951)

### MOST TOUCHDOWNS SCORED

Game — 11 vs. UT-Chattanooga (9/9/1995)  
Season — 75 (2010)

### MOST FIELD GOALS MADE

Game — 6 vs. Kentucky (10/9/1982); vs. LSU (9/24/2016)  
Season — 28 (2016)

### MOST PAT KICKS MADE

Game — 10 vs. UT-Chattanooga (9/9/1995); UL-Monroe (11/1/2003)  
Season — 74 (2010)

### MOST PAT KICKS ATTEMPTED

Game — 11 vs. UT-Chattanooga (9/9/1995)  
Season — 75 (2010)

### MOST CONSECUTIVE PATS MADE

274 — Began 11/9/2013 (Tennessee) through current (end of 2018 season); SEC record

# Team Records

## Rushing

### MOST ATTEMPTS

Game — 86 vs. Vanderbilt (9/29/1951)  
Season — 729 (2013)

### FEWEST ATTEMPTS

Game — 16 vs. Alabama (11/27/1971)  
Season — 335 (1947)

### MOST NET YARDS GAINED

Game — 565 vs. Southwestern Louisiana (9/7/1985)  
Season — 4596 (2013)

### FEWEST NET YARDS GAINED

Game — (-28) vs. Florida (10/18/1997)  
Season — 559 (1947)

### HIGHEST YARDS-PER-RUSH AVERAGE

Game — 11.14 vs. Ball State (9/17/2005) [35 for 390 yards]  
Season — 6.30 (2013) [729 for 4596 yards]

### HIGHEST YARDS-PER-GAME AVERAGE

Season — 328.3 (2013) [4596 in 14 games]

### MOST TOUCHDOWNS

Game — 8 vs. UT-Chattanooga (9/9/1995)  
Season — 48 (2013)

### MISCELLANEOUS

Most consecutive games with 100-yard rusher (since 1970) — 7, 1978; 1986  
Most consecutive games without 100-yard rusher (since 1970) — 32, 1996-98

## Interceptions

### MOST INTERCEPTIONS BY

Quarter — 5 vs. LSU (9/17/1994) [4th Quarter]  
Game — 9 vs. Florida (11/1/1969)  
Season — 34 (1969)

## Punting

### MOST PUNTS

Game — 15 vs. Clemson (10/12/1968)  
Season — 80 (1968)

### FEWEST PUNTS

Game — 0 vs. Arkansas State (9/10/2016); vs. ULM (10/1/2016); vs. Ball State (9/17/2005); vs. Ole Miss (10/5/1985); vs. Mississippi State (11/7/1970); vs. Wake Forest (9/20/1969); vs. Houston (10/27/1956)

### HIGHEST YARDS-PER-PUNT AVERAGE

Game (Min. 5 punts) — 53.3 vs. Florida (11/4/1978) [5 for 266 yards]  
Game (Min. 10 punts) — 46.2 vs. Tennessee (9/26/1964) [11 for 508 yards]  
Season — 46.9 (1993) [51 for 2393 yards]

## Total Offense

### MOST PLAYS

Game — 101 vs. Ole Miss (10/5/1985)  
Season — 1024 (2017)

### FEWEST PLAYS

Game — 37 vs. Georgia (11/11/2006)  
Season — 460 (1947)

### MOST NET YARDS GAINED

Game — 712 vs. Western Carolina (10/12/2013)  
Season — 7018 (2013)

### FEWEST NET YARDS GAINED

Game — 16 vs. Tulane (10/25/1947)  
Season — 1107 (1947)

### HIGHEST YARDS-PER-PLAY AVERAGE

Game — 11.6 vs. Chattanooga (11/6/2010) [628 in 54 plays]  
Season — 7.37 (2010) [6989 in 948 plays]

### LOWEST YARDS-PER-PLAY AVERAGE

Game — 0.4 vs. Tulane (10/25/1947) [16 in 46 plays]  
Season — 2.41 (1947) [1107 in 460 plays]

### HIGHEST YARDS-PER-GAME AVERAGE

Season — 501.2 (2013) [7018 in 14 games]

### MOST TOUCHDOWNS (RUSHING & PASSING)

Season — 72 (2010) [41 rush/31 pass]

## Total Defense

### PLAYS ALLOWED

Most, Game — 115 vs. Northwestern [Outback] (1/1/2010)  
Fewest, Game — 30 vs. Ole Miss (10/5/1985)

### FIRST DOWNS ALLOWED

Most, Game — 34 vs. Northwestern [Outback] (1/1/2010); vs. Texas A&M (10/27/2012)  
Fewest, Game — 0 vs. Tennessee (9/27/1958)

### NET YARDS ALLOWED

Most, Game — 671 vs. Texas A&M (10/27/2012)  
Fewest, Game — minus 30 vs. Tennessee (9/27/1958)  
Most, Season — 5304 (2011)  
Fewest, Season — 1330 (1957)

### AVERAGE YARDS PER GAME ALLOWED

Highest, Season — 420.7 (2013)  
Lowest, Season — 133.0 (1957)

### RUSHING YARDS ALLOWED

Most, Game — 515 vs. Ole Miss (11/10/1951)  
Fewest, Game — minus 85 vs. Miami (10/26/1968)  
Most, Season — 2973 (1975)  
Fewest, Season — 674 (1957)

### AVERAGE RUSHING YARDS ALLOWED

Highest, Season — 270.3 (1975)  
Lowest, Season — 63.2 (1988)

# Team Records

---

## PASSING YARDS ALLOWED

Most, Game — 532 vs. Northwestern [Outback] (1/1/2010)  
Fewest, Game — minus 10 vs. Alabama (11/29/1952)  
Most, Season — 3630 (2010)  
Fewest, Season — 528 (1956)

## AVERAGE PASSING YARDS ALLOWED

Highest, Season — 259.3 (2010)  
Lowest, Season — 52.8 (1956)

## POINTS ALLOWED

Most, Game — 68 by Georgia Tech (11/29/1917)  
Most, Game (Modern Era) — 63 by Texas A&M (10/27/2012)  
Fewest, Game — 0, many times [Last: vs. Liberty (11/17/2018)]  
Most, Season — 376 (2011)  
Fewest, Season — 0 (1914)  
Fewest, Season (Modern Era) — 28 (1957)

## SCORING AVERAGE ALLOWED

Most, Season — 28.9 (2011)  
Lowest, Season — 0.0 (1914)  
Lowest, Season (Modern Era) — 2.8 (1957)

## TOUCHDOWNS ALLOWED

Fewest, Game — 0, many times [Last: vs. Liberty (11/17/2018)]  
Most, Season — 46 (2011, 2009)  
Fewest Season — 0 (1914)  
Fewest Season (Modern Era) — 4 (1957)

## SHUTOUTS BY

Most, Season — 9 (1914)  
Most, Season (Modern Era) — 6 (1957)

## TURNOVERS CAUSED

Most, Game — 10 vs. Tulane (10/30/1954); vs. Clemson (11/21/1953)

## SACKS

Most, Game — 11 vs. Alabama (11/19/2005)

## MISCELLANEOUS

Most consecutive games with 100-yard rusher (since 1970) — 4, 10/9/2010-10/30/2010;  
4, 9/27/1975-10/18/1975  
Most consecutive games without 100-yard rusher (since 1970) — 24, 1986-1988



# Career Leaders

## All-Purpose Yards

### All-Purpose Yards

Player	Seasons	Rush	Rec	KR	PR	Yards
1. James Brooks	1977-80	3523	219	1726	128	5596
2. Carnell Williams	2001-04	3831	342	609	302	5084
3. Bo Jackson	1982-85	4303	272	317	0	4892
4. Onterio McCalebb	2009-12	2586	620	1360	0	4566
5. Joe Cribbs	1976-79	3368	268	597	328	4561
6. Tre Mason	2011-13	2979	249	1107	0	4335
7. Thomas Bailey	1991-94	-5	1243	1520	1170	3928
8. Ben Tate	2006-09	3321	336	186	0	3843
9. Brent Fullwood	1983-86	2789	77	892	0	3758
10. Kerryon Johnson	2015-17	2494	478	653	0	3625

## Defensive Records

### Pass Interceptions

Player	Seasons	Yards	Avg	Int
1. Buddy McClinton	1967-69	208	11.6	18
2. Dave Beck	1970-72	142	10.1	14
3. Brian Robinson	1992-94	271	20.8	13
Don Webb	1967-69	142	10.9	13
5. David King	1981-84	145	12.1	12
David Langner	1971-73	287	23.9	12
7. Larry Casher	1997-00	149	13.5	11
Chris Shelling	1991-94	234	21.3	11
Clifford Toney	1978-80	69	6.3	11
Jim McKinney	1972-74	114	10.4	11
Larry Willingham	1968-70	166	15.1	11
Bobby Freeman	1951-54	207	18.8	11

### Total Tackles

Player	Seasons	Solo	Asst	TT
1. Freddie Smith	1976-79	323	205	528
2. Gregg Carr	1981-84	289	164	453
3. Darrel Crawford	1988-91	198	226	424
4. Anthony Harris	1992-95	200	200	400
5. Quentin Riggins	1986-89	200	198	398
6. Chris Martin	1979-82	223	151	374
7. Tracy Rucker	1985-88	199	155	354
8. Dontarrious Thomas	2000-03	163	188	351
9. Marcellus Mostella	1993-96	153	183	336
10. Takeo Spikes	1995-97	212	119	331

### Solo Tackles

Player	Seasons	TT	Asst	Solo
1. Freddie Smith	1976-79	528	205	323
2. Gregg Carr	1981-84	453	164	289
3. Chris Martin	1979-82	374	151	223
4. Takeo Spikes	1995-97	331	119	212
5. Anthony Harris	1992-95	400	200	200
6. Quentin Riggins	1986-89	398	198	200
7. Tracy Rucker	1985-88	354	155	199
8. Darrel Crawford	1988-91	424	226	198
9. Danny Skutack	1978-81	285	101	184

### Assisted Tackles

Player	Seasons	TT	Solo	Asst
1. Darrel Crawford	1988-91	424	198	226
2. Freddie Smith	1976-79	528	323	205
3. Anthony Harris	1992-95	400	200	200

4. Quentin Riggins	1986-89	398	200	198
5. Dontarrious Thomas	2000-03	351	163	188
6. Marcellus Mostella	1993-96	336	153	183
7. Gregg Carr	1981-84	453	289	164
8. Tracy Rucker	1985-88	354	199	155
9. Kurt Crain	1986-87	324	172	152
10. Chris Martin	1979-82	374	223	151

### Quarterback Sacks (from 1981)

Player	Seasons	Total Yds.	Sacks
1. Quentin Groves	2004-07	169	26.0
Gerald Robinson	1982-85	150	26.0
3. Antonio Coleman	2006-09	147	24.5
4. Tracy Rucker	1985-88	146	21.0
Craig Olgetree	1986-89	117	21.0
6. Dee Ford	2009-13	163	20.5
7. Reggie Torbor	2000-03	128	18.5
8. Corey Lemonier	2010-12	111	17.0
Leonardo Carson	1996-99	123	17.0
Willie Whitehead	1991-94	108	17.0
11. Marcus Washington	1994-96	108	16.0
Gary Walker	1993-94	95	16.0

## Kick Returns

### Punt Returns

Player	Seasons	Avg	Yards	Ret
1. Thomas Bailey	1991-94	9.4	1170	125
2. Trey Gainous	1983-86	9.1	951	105
3. Shane Wasden	1988-90	8.7	717	82
4. Tre Smith	2002-06	8.4	644	77
5. Robert Dunn	2005-08	9.4	697	74
6. Quan Bray	2011-14	10.1	565	56
7. Roderick Hood	2000-02	11.2	571	51
8. Mike Fuller	1973-74	17.7	883	50
9. Robert Baker	1995-96	9.7	463	48
10. Joe Cribbs	1976-79	7.6	328	43
Clifton Robinson	1997-00	7.1	307	43

### Punt Return Yardage

Player	Seasons	Ret	Avg	Yards
1. Thomas Bailey	1991-94	125	9.4	1170
2. Trey Gainous	1983-86	105	9.1	951
3. Mike Fuller	1973-74	50	17.7	883
4. Shane Wasden	1988-90	82	8.7	717
5. Robert Dunn	2005-08	74	9.4	697
6. Tre Smith	2002-06	77	8.4	644
7. Roderick Hood	2000-02	51	11.2	571
8. Quan Bray	2011-14	56	10.1	565
9. Jimmy Carter	1965-67	38	12.4	473
10. Robert Baker	1995-96	48	9.7	463

### Punt Return Average (Min. 25 returns)

Player	Seasons	Ret	Yards	Avg
1. Mike Fuller	1973-74	50	883	17.66
2. Lionel James	1981-83	25	394	15.76
3. Jimmy Carter	1965-67	38	473	12.45
4. Larry Willingham	1968-70	30	372	12.40
5. Roderick Hood	2000-02	51	571	11.20
6. Carnell Williams	2001-04	28	302	10.79
7. Quan Bray	2011-14	56	565	10.09
8. Robert Baker	1995-96	48	463	9.65
9. Buddy McClinton	1967-69	30	285	9.50
10. Robert Dunn	2005-08	74	697	9.42

# Career Leaders

## Kickoff Returns

Player	Seasons	Avg	Yards	Ret
1. Thomas Bailey	1991-94	20.5	1520	74
2. James Brooks	1977-80	25.4	1726	68
3. Demond Washington	2009-10	26.0	1614	62
4. Tristan Davis	2005-08	26.5	1455	55
5. Onterio McCalebb	2009-12	25.7	1360	53
6. Robert Baker	1995-96	21.3	979	46
7. Markeith Cooper	1996-99	23.9	1077	45
8. Mario Fannin	2006-10	21.5	944	44
Roderick Hood	2000-02	19.9	874	44
Tim Carter	1998-01	23.9	1051	44

## Kickoff Return Yardage

Player	Seasons	Ret	Avg	Yards
1. James Brooks	1977-80	68	25.4	1726
2. Demond Washington	2009-10	62	26.0	1614
3. Thomas Bailey	1991-94	74	20.5	1520
4. Tristan Davis	2005-08	55	26.5	1455
5. Onterio McCalebb	2009-12	53	25.7	1360
6. Tre Mason	2011-13	42	26.3	1107
7. Markeith Cooper	1996-99	45	23.9	1077
8. Tim Carter	1998-01	44	23.9	1051
9. Robert Baker	1995-96	46	21.3	979
10. Mario Fannin	2006-10	44	21.5	944

## Kickoff Return Average (Min. 20 returns)

Player	Seasons	Ret	Yards	Avg
1. Tristan Davis	2005-08	55	1455	26.45
2. Tre Mason	2011-13	42	1107	26.36
3. Demond Washington	2009-10	62	1614	26.03
4. Rick Neel	1973-75	26	673	25.88
5. Onterio McCalebb	2009-12	53	1360	25.66
6. James Brooks	1977-80	68	1726	25.38
7. Kerryon Johnson	2015-17	26	653	25.12
8. Corey Grant	2012-14	23	563	24.48
9. Markeith Cooper	1996-99	45	1077	23.93
10. Tim Carter	1998-01	44	1051	23.88

## Passing

### Passing Yardage

Player	Seasons	Att	Comp	Pct	Yards
1. Stan White	1990-93	1231	659	.535	8016
2. Jason Campbell	2001-04	854	552	.646	7299
3. Brandon Cox	2004-07	927	550	.593	6959
4. Pat Sullivan	1969-71	819	452	.552	6284
5. Dameyune Craig	1994-97	782	427	.546	6026
6. Jarrett Stidham	2017-18	739	470	.636	5952
7. Patrick Nix	1992-95	656	386	.588	4957
8. Reggie Slack	1986-89	585	346	.591	4697
9. Nick Marshall	2013-14	532	320	.602	4508
10. Ben Leard	1997-00	592	359	.606	4289

### Passing Yardage Per Game (min. 20 games)

Player	Seasons	Yards	Games	Yds/Gm
1. Jarrett Stidham	2017-18	5952	27	220.44
2. Pat Sullivan	1969-71	6284	30	209.47
3. Stan White	1990-93	8016	45	178.13
4. Chris Todd	2008-09	3515	20	175.75
5. Nick Marshall	2013-14	4508	26	173.38
6. Brandon Cox	2004-07	6959	44	158.16
7. Patrick Nix	1992-95	4957	32	154.91
8. Reggie Slack	1986-89	4697	31	151.52
9. Jason Campbell	2001-04	7299	49	148.95
10. Ben Leard	1997-00	4289	29	147.90

## Passing Attempts

Player	Seasons	Comp	Yards	Att
1. Stan White	1990-93	659	8016	1231
2. Brandon Cox	2004-07	550	6959	927
3. Jason Campbell	2001-04	552	7299	854
4. Pat Sullivan	1969-71	452	6284	819
5. Dameyune Craig	1994-97	427	6026	782
6. Jarrett Stidham	2017-18	470	5952	739
7. Patrick Nix	1992-95	386	4957	656
8. Ben Leard	1997-00	359	4289	592
9. Reggie Slack	1986-89	346	4697	585
10. Jeff Burger	1984-87	331	4082	538

## Pass Attempts Per Game (min. 20 games)

Player	Seasons	Att	Games	Att/Gm
1. Jarrett Stidham	2017-18	739	27	27.370
2. Stan White	1990-93	1231	45	27.355
3. Pat Sullivan	1969-71	819	30	27.300
4. Chris Todd	2008-09	484	20	24.200
5. Brandon Cox	2004-07	927	44	21.068
6. Loran Carter	1966-68	476	23	20.696
7. Patrick Nix	1992-95	656	32	20.500
8. Nick Marshall	2013-14	532	26	20.462
9. Ben Leard	1997-00	592	29	20.414
10. Dameyune Craig	1994-97	782	41	19.073

## Yards Per Attempt (min. 200 attempts)

Player	Seasons	Att	Yards	Yds/Att
1. Cam Newton	2010	280	2854	10.193
2. Jason Campbell	2001-04	854	7299	8.546
3. Nick Marshall	2013-14	532	4508	8.474
4. Sean White	2015-16	351	2845	8.105
5. Reggie Slack	1986-89	585	4697	8.029
6. Dameyune Craig	1994-97	782	6026	7.706
7. Pat Sullivan	1969-71	819	6284	7.673
8. Jarrett Stidham	2017-18	739	5952	7.611
9. Jeff Burger	1984-87	538	4082	7.587
10. Patrick Nix	1992-95	656	4957	7.556

## Pass Completions

Player	Seasons	Att	Yards	Comp
1. Stan White	1990-93	1231	8016	659
2. Jason Campbell	2001-04	854	7299	552
3. Brandon Cox	2004-07	927	6959	550
4. Jarrett Stidham	2017-18	739	5952	470
5. Pat Sullivan	1969-71	819	6284	452
6. Dameyune Craig	1994-97	782	6026	427
7. Patrick Nix	1992-95	656	4957	386
8. Ben Leard	1997-00	592	4289	359
9. Reggie Slack	1986-89	585	4697	346
10. Jeff Burger	1984-87	538	4082	331

## Pass Completions Per Game (min. 20 games)

Player	Seasons	Comp	Games	Comp/Gm
1. Jarrett Stidham	2017-18	470	27	17.410
2. Pat Sullivan	1969-70	452	30	15.067
3. Stan White	1990-93	659	45	14.644
4. Chris Todd	2008-09	284	20	14.200
5. Brandon Cox	2004-07	550	44	12.500
6. Ben Leard	1997-00	359	29	12.379
7. Nick Marshall	2013-14	320	26	12.308
8. Patrick Nix	1992-95	386	32	12.063
9. Jeff Burger	1984-87	331	29	11.414
10. Jason Campbell	2001-04	552	49	11.265

# Career Leaders

## Completion Percentage (Min. 150 Completions)

Player	Seasons	Att	Comp	Pct
1. Jarrett Stidham	2017	370	246	.665
2. Cam Newton	2010	280	185	.661
3. Jason Campbell	2001-04	854	552	.646
4. Jarrett Stidham	2017-18	739	470	.636
5. Jeremy Johnson	2013-17	282	179	.635
6. Jeff Burger	1984-87	538	331	.615
7. Sean White	2015-16	351	216	.615
8. Ben Leard	1997-00	592	359	.606
9. Nick Marshall	2013-14	532	320	.602
10. Brandon Cox	2004-07	927	550	.593
11. Reggie Slack	1986-89	585	346	.591
12. Patrick Nix	1992-95	656	386	.588

## Yards Per Completion (Min. 100 Completions)

Player	Seasons	Comp	Yards	Yds/Comp
1. Cam Newton	2010	185	2854	15.427
2. Charlie Trotman	1976-79	134	2024	15.104
3. Pat Washington	1982-85	145	2092	14.428
4. Travis Tidwell	1946-49	198	2824	14.263
5. Loran Carter	1966-68	221	3129	14.158
6. Dameyune Craig	1994-97	427	6026	14.112
7. Nick Marshall	2013-14	320	4508	14.088
8. Pat Sullivan	1969-71	452	6284	13.841
9. Daniel Cobb	2000-02	170	2350	13.824
10. Reggie Slack	1986-89	346	4697	13.575
11. Phil Gargis	1973-76	152	2036	13.395

## Touchdown Passes

Player	Seasons	Yards	Int	TD
1. Pat Sullivan	1969-71	6284	39	53
2. Jason Campbell	2001-04	7299	24	45
3. Brandon Cox	2004-07	6959	32	42
4. Stan White	1990-93	8016	52	40
5. Dameyune Craig	1994-97	6026	24	39
6. Jarrett Stidham	2017-18	5952	11	36
7. Nick Marshall	2013-14	4508	13	34
8. Patrick Nix	1992-95	4957	16	31
9. Cam Newton	2010	2854	7	30
10. Ben Leard	1997-00	4289	18	28

## Touchdown Passes Per Game (min. 20 games)

Player	Seasons	TD	Games	TD/Gm
1. Pat Sullivan	1969-71	53	30	1.767
2. Chris Todd	2008-09	27	20	1.350
3. Jarrett Stidham	2017-18	36	27	1.333
4. Nick Marshall	2013-14	34	26	1.308
5. Loran Carter	1966-68	25	23	1.087
6. Patrick Nix	1992-95	31	32	0.969
7. Ben Leard	1997-00	28	29	0.966
8. Brandon Cox	2004-07	42	44	0.955
9. Dameyune Craig	1994-97	39	41	0.951
10. Jason Campbell	2001-04	45	49	0.918

## Interceptions Thrown

Player	Seasons	Att	TD	Int
1. Stan White	1990-93	1231	40	52
2. Loran Carter	1966-68	476	25	47
3. Pat Sullivan	1969-71	819	53	39
4. Brandon Cox	2004-07	927	42	32
5. Phil Gargis	1973-76	341	14	29
6. Travis Tidwell	1946-49	415	13	26
7. Jason Campbell	2001-04	854	45	24
8. Dameyune Craig	1994-97	782	39	24
9. Reggie Slack	1986-89	585	23	23
10. Jimmy Sidle	1962-64	332	9	23

## Lowest Interception Percentage (Min. 300 Att.)

Player	Seasons	Int	Att	Pct
1. Jarrett Stidham	2017-18	11	739	.0149
2. Randy Campbell	1981-83	5	300	.0167
3. Sean White	2015-16	7	351	.0199
4. Patrick Nix	1992-95	16	656	.0243
5. Nick Marshall	2013-14	13	532	.0244
6. Chris Todd	2008-09	12	484	.0248
7. Jason Campbell	2001-04	24	854	.0281
8. Ben Leard	1997-00	18	592	.0304
9. Dameyune Craig	1994-97	24	782	.0307
10. Brandon Cox	2004-07	32	927	.0345
11. Jeff Burger	1984-87	21	538	.0390

## Passing Efficiency (Min. 300 Attempts)

Player	Seasons	Comp	Att	Pct	Yards	TD	Int	Rating
1. Jason Campbell	2001-04	552	854	.646	7299	45	24	148.20
2. Nick Marshall	2013-14	320	532	.602	4508	34	13	147.53
3. Jarrett Stidham	2017-18	470	739	.636	5952	36	11	144.35
4. Sean White	2015-16	216	351	.615	2845	10	7	135.04
5. Chris Todd	2008-09	284	484	.587	3515	27	12	133.13
6. Patrick Nix	1992-95	386	656	.588	4957	31	16	133.02
7. Jeff Burger	1984-87	331	538	.615	4082	24	21	132.17
8. Pat Sullivan	1969-71	452	819	.552	6284	53	39	132.04
9. Reggie Slack	1986-89	346	585	.591	4697	23	23	131.70
10. Ben Leard	1997-00	359	592	.606	4289	28	18	131.03
11. Brandon Cox	2004-07	525	888	.591	6748	42	31	130.44

## Punting

### Punts

Player	Seasons	Yards	Avg	No
1. Lewis Colbert	1982-85	10179	41.7	244
2. Damon Duval	1999-02	9842	43.4	227
3. Steven Clark	2010-13	8423	40.7	207
4. Kody Bliss	2003-06	8861	43.9	202
5. Skip Johnston	1977-79	7220	42.0	172
6. Tommy Lunceford	1965-67	7017	41.0	171
7. Terry Daniel	1992-94	7522	44.5	169
8. Jon Kilgore	1962-64	6631	40.1	163
9. David Beverly	1970-72	6290	39.8	158
10. Brian Shulman	1986-88	6580	41.9	157

### Punting Yards

Player	Seasons	No	Avg	Yards
1. Lewis Colbert	1982-85	244	41.7	10179
2. Damon Duval	1999-02	227	43.4	9842
3. Kody Bliss	2003-06	202	43.9	8861
4. Steven Clark	2010-13	207	40.7	8423
5. Terry Daniel	1992-94	169	44.5	7522
6. Skip Johnston	1977-79	172	42.0	7220
7. Tommy Lunceford	1965-67	171	41.0	7017
8. Jon Kilgore	1962-64	163	40.1	6631
9. Brian Shulman	1986-88	157	41.9	6580
10. David Beverly	1970-72	158	39.8	6290

### Punting Average (Min. 50 punts)

Player	Seasons	No	Yards	Avg
1. Terry Daniel	1992-94	169	7522	44.51
2. Arryn Siposs	2018	56	2476	44.21
3. Kody Bliss	2003-06	202	8861	43.87
4. Damon Duval	1999-02	227	9842	43.36
5. Jaret Holmes	1996-97	110	4676	42.51
6. Skip Johnston	1977-79	172	7220	41.98
7. Brian Shulman	1986-88	157	6580	41.91
8. Lewis Colbert	1982-85	244	10179	41.72
9. Kevin Phillips	2015-16	100	4156	41.56
10. Clinton Durst	2008-09	134	5559	41.49

# Career Leaders

## Receiving

### Receptions

Player	Seasons	Yards	Avg	Rec
1. Ryan Davis	2015-18	1555	8.74	178
2. Courtney Taylor	2003-06	2098	13.71	153
3. Karsten Bailey	1995-98	2174	14.49	150
4. Terry Beasley	1969-71	2507	17.78	141
5. Tyrone Goodson	1993-97	2283	16.79	136
6. Emory Blake	2009-12	2022	15.80	128
7. Frank Sanders	1991-94	1998	16.51	121
8. Darvin Adams	2008-10	1978	17.20	115
9. Rodgeriquis Smith	2004-08	1598	14.02	114
10. Greg Taylor	1987-90	1217	11.93	102
11. Freddy Weygand	1984-88	1946	19.66	99
12. Ricardo Louis	2012-15	1338	13.65	98
13. Ben Obomanu	2002-05	1313	13.54	97
14. Thomas Bailey	1991-94	1243	13.37	93
Lawyer Tillman	1985-88	1808	19.44	93
Quan Bray	2011-14	853	9.17	93
17. Clifton Robinson	1997-00	1167	12.82	91
18. Ronney Daniels	1999-00	1446	16.07	90
19. Freddie Hyatt	1965-67	1396	15.86	88
20. Willie Gosha	1993-96	1048	12.33	85
21. Sammie Coates	2012-14	1757	21.43	82
22. Marcel Willis	1999-02	1022	12.62	81

### Receiving Yardage

Player	Seasons	Rec	Yards
1. Terry Beasley	1969-71	141	2507
2. Tyrone Goodson	1993-97	136	2283
3. Karsten Bailey	1995-98	150	2174
4. Courtney Taylor	2003-06	153	2098
5. Emory Blake	2009-12	128	2022
6. Frank Sanders	1991-94	121	1998
7. Darvin Adams	2008-10	115	1978
8. Freddy Weygand	1984-88	99	1946
9. Lawyer Tillman	1985-88	93	1808
10. Sammie Coates	2012-14	82	1757
11. Darius Slayton	2016-18	79	1605
12. Rodgeriquis Smith	2004-08	114	1598
13. Byron Franklin	1977-80	74	1573
14. Ryan Davis	2015-18	178	1555
15. Ronney Daniels	1999-00	90	1446
16. Freddie Hyatt	1965-67	88	1396
17. Ricardo Louis	2012-15	98	1338
18. Devin Aromashodu	2002-05	71	1333
19. Alexander Wright	1986-89	56	1320
20. Ben Obomanu	2002-05	97	1313
21. Thomas Bailey	1991-94	93	1243
22. Greg Taylor	1987-90	102	1217
23. Clifton Robinson	1997-00	91	1167
24. Tim Christian	1966-68	78	1126
25. Terrell Zachery	2007-10	71	1106
26. Willie Gosha	1993-96	85	1048
27. Marcel Willis	1999-02	81	1022

### Touchdown Receptions

Player	Seasons	Rec	TD
1. Terry Beasley	1969-71	141	29
2. Ben Obomanu	2002-05	97	18
3. Darvin Adams	2008-10	115	17
Karsten Bailey	1995-98	150	17
5. Emory Blake	2009-12	128	16
6. Frank Sanders	1991-94	121	15
Byron Franklin	1977-80	74	15
7. Philip Lutzenkirchen	2009-12	59	14
Lawyer Tillman	1985-88	93	14
9. Sammie Coates	2012-14	82	13
10. Ronney Daniels	1999-00	90	12
Tyrone Goodson	1993-97	136	12
Freddie Hyatt	1965-67	88	12

### Yards Per Reception (min. 40 receptions)

Player	Seasons	Rec	Yards	Yds/Rec
1. Alexander Wright	1986-89	56	1320	23.57
2. Sammie Coates	2012-14	82	1757	21.43
3. Byron Franklin	1977-80	74	1573	21.26
4. Darius Slayton	2016-18	79	1605	20.32
5. Freddy Weygand	1984-88	99	1946	19.66
6. Jimmy Phillips	1955-57	52	1012	19.46
7. Devin Aromashodu	2002-05	71	1333	18.77
8. Terry Beasley	1969-71	141	2507	17.78
9. Darvin Adams	2008-10	115	1978	17.20
10. Erk Russell	1947-49	41	701	17.10
11. Tyrone Goodson	1993-97	136	2283	16.79
12. Chris Woods	1980-83	52	872	16.77

### Pass-Catching Duos

QB/WR	Seasons	Rec
1. Jarrett Stidham/Ryan Davis	2017-18	154
2. Pat Sullivan/Terry Beasley	1969-71	140
3. Dameyune Craig/Karsten Bailey	1995-97	98
4. Dameyune Craig/Tyrone Goodson	1994-97	89
5. Brandon Cox/Courtney Taylor	2004-06	78
Brandon Cox/Rodgeriquis Smith	2005-07	78

## Receiving, Tight End

### Receptions

Player	Seasons	Yards	Avg	Rec
1. Cooper Wallace	2002-05	829	13.16	63
2. Philip Lutzenkirchen	2009-12	628	10.64	59
3. Walter Reeves	1986-88	303	5.22	58
4. Robert Johnson	2000-02	741	13.00	57
Fred Baxter	1990-92	767	13.45	57
6. Victor Hall	1989-91	521	9.65	54
7. Tommy Trott	2006-09	474	10.53	45
Lorenzo Diamond	1999-02	521	11.58	45
9. Jeff Parks	1982-85	401	11.79	34
10. Andy Fuller	1993-95	494	15.94	31

### Receiving Yardage

Player	Seasons	Rec	Yards
1. Cooper Wallace	2002-05	63	829
2. Fred Baxter	1990-92	57	767
3. Robert Johnson	2000-02	57	741
4. Philip Lutzenkirchen	2009-12	59	628
5. Victor Hall	1989-91	54	521
Lorenzo Diamond	1999-02	45	521
7. Andy Fuller	1993-95	31	494
8. Tommy Trott	2006-09	45	474
9. C.J. Uzomah	2011-14	29	435
10. Jeff Parks	1982-85	34	401

### Touchdown Receptions

Player	Seasons	Rec	TD
1. Philip Lutzenkirchen	2009-12	59	14
2. Robert Johnson	2000-02	57	10
3. C.J. Uzomah	2011-14	29	7
4. Andy Fuller	1993-95	31	5
5. Cooper Wallace	2002-05	63	4
Lorenzo Diamond	1999-02	45	4
Dick Hayley	1976-78	11	4
9. Tommy Trott	2006-09	45	3
Gabe McKenzie	2006-08	29	3
Cole Bennett	2003-07	20	3
Jessie McCovery	1994-96	8	3
Fred Baxter	1990-92	57	3
Mike Edwards	1981	9	3
Robby Robinett	1970-71	24	3



# Career Leaders

## Yards Per Reception (min. 20 receptions)

Player	Seasons	Rec	Yards	Yds/Rec
1. Andy Fuller	1993-95	31	494	19.94
2. C.J. Uzomah	2011-14	29	435	15.00
3. Fred Baxter	1991-92	42	584	13.90
4. Cooper Wallace	2002-05	63	829	13.16
5. Robert Johnson	2000-02	57	741	13.00
6. Jeff Parks	1982-85	34	401	11.79
7. Ed West	1982-83	28	325	11.61
8. Lorenzo Diamond	1999-02	45	521	11.58
9. Cole Bennett	2003-07	29	312	10.76
10. Philip Lutzenkirchen	2009-12	59	628	10.64

## Receiving, Running Back

### Receptions

Player	Seasons	Yards	Avg	Rec
1. Mario Fannin	2007-10	985	10.15	97
2. James Joseph	1986-90	725	10.51	69
3. Onterio McCalebb	2009-12	620	9.84	63
4. Ronnie Brown	2001-04	667	11.70	57
5. Kerryon Johnson	2015-17	478	8.69	55
6. Stacy Danley	1987-90	337	7.17	47
7. Harold Morrow	1994-95	433	9.41	46
8. Carnell Williams	2001-04	492	11.44	43
9. Reid McMilion	1993	334	7.95	42
10. Tony Richardson	1991-93	384	9.37	41

### Receiving Yardage

Player	Seasons	Rec	Yards
1. Mario Fannin	2007-10	97	985
2. James Joseph	1986-90	69	725
3. Ronnie Brown	2001-04	57	667
4. Onterio McCalebb	2009-12	63	620
5. Carl Stewart	2004-07	39	612
6. Carnell Williams	2001-04	43	492
7. Kerryon Johnson	2015-17	55	478
8. Fred Beasley	1995-97	31	448
9. Mickey Zofko	1970	34	443
10. Harold Morrow	1994-95	46	433

### Touchdown Receptions

Player	Seasons	Rec	TD
1. Mario Fannin	2007-10	97	9
2. James Brooks	1978-80	18	4
3. Onterio McCalebb	2009-12	45	3
Brad Lester	2005-08	26	3
Tre Smith	2002-06	26	3
Fred Beasley	1995-97	31	3
Stephen Davis	1994-95	22	3
Harold Morrow	1994-95	46	3
Tommie Agee	1983-86	28	3
Mickey Zofko	1970	34	3

## Yards Per Reception (min. 20 receptions)

Player	Seasons	Rec	Yards	Yds/Rec
1. Carl Stewart	2004-07	39	612	15.69
2. Fred Beasley	1995-97	31	448	14.45
3. Mickey Zofko	1970	34	443	13.03
4. Heath Evans	1998-00	30	354	11.80
5. Ronnie Brown	2001-04	57	667	11.70
6. Joe Frazier	1991-94	21	244	11.62
7. Carnell Williams	2001-04	43	492	11.44
8. James Joseph	1986-90	69	725	10.51
9. Bo Jackson	1982-85	26	272	10.46
10. Mario Fannin	2007-10	96	969	10.09

## Rushing

### Rushing Attempts

Player	Seasons	Yards	Avg	Att
1. Carnell Williams	2001-04	3831	5.31	741
2. Ben Tate	2006-09	3321	4.90	678
3. Joe Cribbs	1976-79	3368	5.13	657
4. Bo Jackson	1982-85	4303	6.62	650
5. James Brooks	1977-80	3523	5.67	621
6. Stacy Danley	1987-90	2427	4.61	526
7. Tre Mason	2011-13	2979	5.77	516
8. Stephen Davis	1993-95	2811	5.76	488
9. Secdrick McIntyre	1973-76	1992	4.31	462
10. Phil Gargis	1974-76	1884	4.13	456

### Rushing Yardage

Player	Seasons	Att	Avg	Yards
1. Bo Jackson	1982-85	650	6.62	4303
2. Carnell Williams	2001-04	741	5.17	3831
3. James Brooks	1977-80	621	5.67	3523
4. Joe Cribbs	1976-79	657	5.13	3368
5. Ben Tate	2006-09	678	4.90	3321
6. Tre Mason	2011-13	516	5.77	2979
7. Stephen Davis	1993-95	488	5.76	2811
8. Brent Fullwood	1983-86	390	7.15	2789
9. Ronnie Brown	2000-04	513	5.28	2707
10. Onterio McCalebb	2009-12	406	6.37	2586
11. Kerryon Johnson	2015-17	519	4.81	2494
12. Stacy Danley	1987-90	526	4.61	2427
13. Michael Dyer	2010-11	424	5.51	2335
14. James Joseph	1986-90	452	5.17	2264
15. Cameron Artis-Payne	2013-14	394	5.63	2218
16. Kenny Irons	2005-06	454	4.81	2186
17. James Bostic	1991-93	396	5.26	2084
18. Lionel James	1980-83	348	6.14	2068
19. Secdrick McIntyre	1973-76	462	4.31	1992
20. Fob James	1952-55	317	6.03	1913
21. Phil Gargis	1973-76	456	4.13	1884
22. Nick Marshall	2013-14	325	5.74	1866
23. Tommie Agee	1983-86	356	4.87	1735
24. Jimmy Sidle	1962-64	326	5.22	1703
25. Brad Lester	2004-08	371	4.55	1689
26. Joe Childress	1953-55	321	5.19	1667
27. Curtis Kuykendall	1944-45	217	7.46	1619
28. Rudi Johnson	2000	324	4.84	1567
29. Terry Henley	1970-72	343	4.47	1534
30. Kamryn Pettway	2015-17	285	5.36	1529
31. Tommy Lorino	1956-58	227	6.55	1486
32. Cam Newton	2010	264	5.58	1473
33. Monk Gafford	1940-42	221	6.40	1414
34. Mario Fannin	2007-10	233	5.86	1366
35. Mitzi Jackson	1973-75	243	5.65	1373
36. William Andrews	1976-78	267	5.04	1347
37. Ed Dyas	1958-60	261	4.97	1298
38. Fred Beasley	1994-97	282	4.40	1241
39. Kam Martin	2016-18	221	5.57	1231
40. Tom Bryan	1964-66	265	4.32	1144
41. George Peoples	1978-81	239	4.54	1085
42. Tucker Frederickson	1962-64	260	4.15	1079
43. Bobby Hoppe	1955-57	194	5.56	1078
44. Peyton Barber	2014-15	248	4.31	1071
45. Charlie Hataway	1951-53	282	3.74	1055
46. Corey Grant	2012-13	135	7.70	1040

# Career Leaders

## Rushing Yardage, Quarterback

Player	Seasons	Att	Avg	Yards
1. Phil Gargis.....	1973-76	456	4.18	1884
2. Nick Marshall.....	2013-14	325	5.74	1866
3. Cam Newton.....	2010	364	5.58	1473
4. Jimmy Sidle.....	1962-64	326	4.29	1400
5. Travis Tidwell.....	1946-49	440	2.26	996
6. Charles Thomas.....	1978-81	215	3.21	692
7. Kodi Burns.....	2007-08	208	2.95	614
8. Pat Sullivan.....	1969-71	151	3.71	560
9. Randy Campbell.....	1981-83	229	2.33	534
10. Dameyune Craig.....	1994-97	270	1.85	499

Note: Sidle rushed for 1703 yards in his career, but 303 were accumulated as a tailback. Burns rushed for 794 yards in his career, but 180 were accumulated as a wide receiver.

## Rushing Touchdowns

Player	Seasons	Att	Yards	Avg	TD
1. Carnell Williams.....	2001-04	741	3831	5.17	45
2. Bo Jackson.....	1982-85	650	4303	6.62	43
3. Joe Cribbs.....	1976-79	657	3368	5.13	34
4. Tre Mason.....	2011-13	516	2979	5.77	32
Kerryon Johnson.....	2015-17	519	2494	4.81	32
6. Stephen Davis.....	1993-95	488	2811	5.76	30
7. Ronnie Brown.....	2000-04	513	2707	5.28	29
8. Onterio McCalebb.....	2009-12	406	2586	6.37	24
Ben Tate.....	2006-09	678	3321	4.90	24
Brent Fullwood.....	1983-86	390	2789	7.15	24
James Brooks.....	1977-80	621	3523	5.67	24

## Yards Per Game (Min. 18 games)

Player	Seasons	Yards	Games	Yds/Gm
1. Bo Jackson.....	1982-85	4303	38	113.2
2. Kenny Irons.....	2005-06	2186	23	95.0
3. James Brooks.....	1977-80	3523	38	92.7
4. Carnell Williams.....	2001-04	3831	42	91.2
5. Stephen Davis.....	1993-95	2811	31	90.7
6. Curtis Kuykendall.....	1944-45	1619	18	89.9
7. Joe Cribbs.....	1976-79	3368	38	88.6
8. Cameron Artis-Payne.....	2013-14	2218	27	82.1
9. Tre Mason.....	2011-13	2979	38	78.4
10. Nick Marshall.....	2013-14	1866	26	71.8
11. Brent Fullwood.....	1983-86	2789	39	71.5
12. Ben Tate.....	2006-09	3321	47	70.7

## Yards Per Carry (min. 300 attempts)

Player	Seasons	Yards	Att	Avg
1. Brent Fullwood.....	1983-86	2789	390	7.15
2. Bo Jackson.....	1982-85	4303	650	6.62
3. Onterio McCalebb.....	2009-12	2586	406	6.37
4. Lionel James.....	1980-83	2138	348	6.14
5. Fob James.....	1952-55	1913	317	6.03
6. Tre Mason.....	2011-13	2979	516	5.77
7. Stephen Davis.....	1993-95	2811	488	5.76
8. Nick Marshall.....	2013-14	1866	325	5.74
9. James Brooks.....	1977-80	3523	621	5.67
10. Cameron Artis-Payne.....	2013-14	2218	394	5.63
11. Ronnie Brown.....	2000-04	2707	513	5.28
12. James Bostic.....	1991-93	2084	396	5.26

## Scoring

### Scoring

Player	Seasons	TD	FG	PAT	Pts
1. Daniel Carlson.....	2014-17	1	92	198	480
2. Wes Byrum.....	2007-10	0	60	183	363
3. John Vaughn.....	2003-06	0	50	162	312
4. Carnell Williams.....	2001-04	46	0	0	276
5. Bo Jackson.....	1982-85	45	0	*2	274
6. Damon Duval.....	1999-02	1	45	125	266
7. Cody Parkey.....	2010-13	0	39	136	253
8. Al Del Greco.....	1980-83	0	42	110	236
9. Win Lyle.....	1987-89	0	45	95	230
10. Joe Cribbs.....	1976-79	35	0	*3	216
11. Tre Mason.....	2011-13	35	0	0	210
12. Stephen Davis.....	1993-95	34	0	0	204
Kerryon Johnson.....	2015-17	34	0	0	204
14. Jorge Portela.....	1977-79	0	38	74	188

\* - two-point conversions

### Most Points Kicking

Player	Seasons	FG	PAT	Pts
1. Daniel Carlson.....	2014-17	92	198	474
2. Wes Byrum.....	2007-10	60	183	363
3. John Vaughn.....	2003-06	50	162	312
4. Damon Duval.....	1999-02	45	125	260
5. Cody Parkey.....	2010-13	39	136	253
6. Al Del Greco.....	1980-83	42	110	236
7. Win Lyle.....	1987-89	45	95	230
8. Jorge Portela.....	1977-79	38	74	188
9. John Riley.....	1967-69	31	80	173
10. Scott Etheridge.....	1992-93	34	65	167
Gardner Jett.....	1970-72	23	98	167

### Field Goals Made

Player	Seasons	Pct	FGA	FGM
1. Daniel Carlson.....	2014-17	.807	114	92
2. Wes Byrum.....	2007-10	.750	80	60
3. John Vaughn.....	2003-06	.725	69	50
4. Damon Duval.....	1999-02	.608	74	45
Win Lyle.....	1987-89	.763	59	45
6. Al Del Greco.....	1980-83	.609	69	42
7. Cody Parkey.....	2010-13	.745	53	39
8. Jorge Portela.....	1977-79	.613	62	38
9. Scott Etheridge.....	1992-93	.791	43	34
10. Jim Von Wyl.....	1990-91	.667	48	32
11. John Riley.....	1967-69	.492	63	31

### Field Goals Attempted

Player	Seasons	FGM	FGA
1. Daniel Carlson.....	2014-17	92	114
2. Wes Byrum.....	2007-10	60	80
3. Damon Duval.....	1999-02	45	74
4. John Vaughn.....	2003-06	50	69
Al Del Greco.....	1980-83	42	69
6. John Riley.....	1967-69	31	63
7. Jorge Portela.....	1977-79	38	62
8. Win Lyle.....	1987-89	45	59
9. Cody Parkey.....	2010-13	39	53
10. Jim Von Wyl.....	1990-91	32	48
11. Scott Etheridge.....	1992-93	34	43
Neil O'Donoghue.....	1975-76	23	43
Woody Woodall.....	1961-63	19	43

# Career Leaders

## Field Goal Percentage (Min. 10 Made)

Player	Seasons	FGM	FGA	Pct
1. Daniel Carlson	2014-17	92	114	.807
2. Scott Etheridge	1992-93	34	43	.791
3. Matt Hawkins	1994-95	26	33	.788
4. Win Lyle	1987-89	45	59	.763
5. Wes Byrum	2007-10	60	80	.750
6. Cody Parkey	2010-13	39	53	.736
7. Jaret Holmes	1996-97	27	37	.730
8. John Vaughn	2003-06	50	69	.725
9. Ed Dyas	1958-60	17	24	.708
10. Gardner Jett	1970-72	23	34	.676
11. Jim Von Wyl	1990-91	32	48	.667
Robert McGinty	1984	12	18	.667

## PATs Made

Player	Seasons	Pct	Att	Made
1. Daniel Carlson	2014-17	1.000	198	198
2. Wes Byrum	2007-10	.984	186	183
3. John Vaughn	2003-06	.994	163	162
4. Cody Parkey	2010-13	.986	138	136
5. Damon Duval	1999-02	1.000	125	125
6. Al Del Greco	1980-83	.991	111	110
7. Gardner Jett	1970-72	.942	104	98
8. Win Lyle	1987-89	.990	96	95
9. Matt Hawkins	1994-95	.932	88	82
10. John Riley	1967-69	.860	93	80
11. Jaret Holmes	1996-97	.963	82	79
Jorge Portela	1977-79	.949	78	74

## PATs Attempted

Player	Seasons	Made	Pct	Att
1. Daniel Carlson	2014-17	198	1.000	198
2. Wes Byrum	2007-10	183	.984	186
3. John Vaughn	2003-06	162	.994	163
4. Cody Parkey	2010-13	136	.986	138
5. Damon Duval	1999-02	125	1.000	125
6. Al Del Greco	1980-83	110	.991	111
7. Gardner Jett	1970-72	98	.942	104
8. Win Lyle	1987-89	95	.990	96
9. John Riley	1967-69	80	.860	93
10. Matt Hawkins	1994-95	82	.932	88
11. Jaret Holmes	1996-97	79	.963	82

## PAT Percentage (Min. 30 made)

Player	Seasons	Made	Att	Pct
1. Daniel Carlson	2014-17	198	198	1.000
Damon Duval	1999-02	125	125	1.000
Scott Etheridge	1992-93	65	65	1.000
Anders Carlson	2018	44	44	1.000
5. John Vaughn	2003-06	162	163	.994
6. Al Del Greco	1980-83	110	111	.991
7. Win Lyle	1987-89	95	96	.990
8. Cody Parkey	2010-13	136	138	.986
9. Wes Byrum	2007-10	183	186	.984
Chris Knapp	1985-86	62	63	.984
11. Neil O'Donoghue	1975-76	32	33	.970
12. Robert McGinty	1984	31	32	.969

## Total Touchdowns Scored

Player	Seasons	Rush/Rec/KR/PR	Tot
1. Carnell Williams	2001-04	45/1/0/0	46
2. Bo Jackson	1982-85	43/2/0/0	45
3. Joe Cribbs	1976-79	34/1/0/0	35
Tre Mason	2011-13	32/1/2/0	35
5. Stephen Davis	1993-95	30/4/0/0	34
Kerryon Johnson	2015-17	32/2/0/0	34
7. Terry Beasley	1969-71	1/29/0/0	30
James Brooks	1977-80	24/5/1/0	30
Ronnie Brown	2001-04	28/2/0/0	30
10. Onterio McCalebb	2009-12	24/3/2/0	29
11. Brent Fullwood	1983-86	24/0/1/0	25

## Total Offense

### Total Offense

Player	Seasons	Plays	Rush	Pass	Total
1. Stan White	1990-93	1481	-96	8016	7920
2. Jason Campbell	2001-04	1103	307	7299	7606
3. Pat Sullivan	1969-71	974	569	6284	6843
4. Brandon Cox	2004-07	1036	-416	6959	6543
5. Dameyune Craig	1994-97	1052	429	6026	6455
6. Nick Marshall	2013-14	857	1866	4508	6374
7. Jarrett Stidham	2017-18	914	154	5952	6106
8. Patrick Nix	1992-95	752	124	4957	5081
9. Reggie Slack	1986-89	692	-45	4697	4652
10. Cam Newton	2010	544	1473	2854	4327
11. Bo Jackson	1982-85	651	4303	0	4303
12. Ben Leard	1997-00	670	-200	4289	4089

### Touchdowns Responsible For (Rush & Pass)

Player	Seasons	Rush	Pass	TD
1. Pat Sullivan	1969-71	18	53	71
2. Dameyune Craig	1994-97	19	39	58
3. Nick Marshall	2013-14	23	34	57
4. Jason Campbell	2001-04	9	45	54
5. Stan White	1990-93	11	40	51
6. Cam Newton	2010	20	30	50
7. Brandon Cox	2004-07	4	42	46
Carnell Williams	2001-04	45	1	46
9. Bo Jackson	1982-85	43	0	43
Jarrett Stidham	2017-18	7	36	43
11. Patrick Nix	1992-95	9	31	40
12. Kerryon Johnson	2015-17	32	2	*36
13. Joe Cribbs	1976-79	34	0	34

\*includes 2 TD receptions

# Career Statistical Leaders

## Rushing



### 1. Bo Jackson (1982-85) 4,303

Year	G	NO	YDS	AVG	TD	LP	Yds/Gm
1982	11	127	829	6.5	9	53	75.4
1983	11	158	1213	7.7	12	80	110.3
1984	6	87	475	5.5	5	53	79.2
1985	11	278	1786	6.4	17	76	162.4
<b>Total</b>	<b>39</b>	<b>650</b>	<b>4303</b>	<b>6.6</b>	<b>43</b>	<b>80</b>	<b>110.3</b>


Best Game: 290 vs. SW Louisiana (9/7/1985), 23 att., 4 TD



### 6. Tre Mason (2011-13) 2,979

Year	G	NO	YDS	AVG	TD	LP	Yds/Gm
2011	12	28	161	5.8	1	22	13.4
2012	12	171	1002	5.9	8	86	83.5
2013	14	317	1816	5.7	23	53	129.7
<b>Total</b>	<b>38</b>	<b>516</b>	<b>2979</b>	<b>5.8</b>	<b>32</b>	<b>86</b>	<b>78.4</b>

Best Game: 304 vs. Miz/SECCG (12/7/13), 46 att., 4 TD



### 2. Carnell Williams (2001-04) 3,831

Year	G	NO	YDS	AVG	TD	LP	Yds/Gm
2001	9	120	614	5.1	6	55	68.2
2002	7	141	745	5.3	10	65	106.4
2003	13	241	1307	5.4	17	80	100.5
2004	13	239	1165	4.9	12	36	89.6
<b>Total</b>	<b>42</b>	<b>741</b>	<b>3831</b>	<b>5.2</b>	<b>45</b>	<b>80</b>	<b>91.2</b>

Best Game: 204 vs. Alabama (11/22/2003), 26 att., 2 TD



### 7. Stephen Davis (1993-95) 2,811

Year	G	NO	YDS	AVG	TD	LP	Yds/Gm
1993	9	87	480	5.5	3	48	53.3
1994	11	221	1263	5.7	13	53	114.8
1995	11	180	1068	5.9	14	46	97.1
<b>Total</b>	<b>31</b>	<b>488</b>	<b>2811</b>	<b>5.8</b>	<b>30</b>	<b>53</b>	<b>90.7</b>

Best Game: 246 vs. Arkansas (10/29/1994), 27 att., 3 TD



### 3. James Brooks (1977-80) 3,523

Year	G	NO	YDS	AVG	TD	LP	Yds/Gm
1977	11	107	467	4.4	2	25	42.4
1978	4	90	534	5.9	3	72	133.5
1979	11	163	1208	7.4	10	79	109.8
1980	11	261	1314	5.0	9	55	119.5
<b>Total</b>	<b>37</b>	<b>621</b>	<b>3523</b>	<b>5.7</b>	<b>24</b>	<b>79</b>	<b>92.7</b>

Best Game: 226 vs. Kansas St. (9/16/1978), 30 att., 3 TD



### 8. Brent Fullwood (1983-86) 2,789

Year	G	NO	YDS	AVG	TD	LP	Yds/Gm
1983	5	14	86	6.1	1	18	17.2
1984	12	117	628	5.4	7	65	52.3
1985	10	92	684	7.4	6	70	68.4
1986	11	167	1391	8.3	10	88	126.5
<b>Total</b>	<b>39</b>	<b>390</b>	<b>2789</b>	<b>7.2</b>	<b>24</b>	<b>88</b>	<b>71.5</b>


Best Game: 207 vs. Tennessee (9/27/1986), 18 att., 1 TD



### 4. Joe Cribbs (1976-79) 3,368

Year	G	NO	YDS	AVG	TD	LP	Yds/Gm
1976	6	43	171	3.9	0	31	28.5
1977	10	161	872	5.4	4	85	87.2
1978	10	253	1205	4.8	16	60	120.5
1979	11	200	1120	5.6	14	77	109.8
<b>Total</b>	<b>37</b>	<b>657</b>	<b>3368</b>	<b>5.1</b>	<b>34</b>	<b>85</b>	<b>91.0</b>

Best Game: 250 vs. Georgia (11/18/1978), 34 att., 2 TD



### 9. Ronnie Brown (2000-04) 2,707

Year	G	NO	YDS	AVG	TD	LP	Yds/Gm
2000	2	6	10	1.7	0	4	5.0
2001	10	84	330	3.9	2	43	32.5
2002	12	175	1008	5.8	13	55	84.0
2003	11	95	446	4.7	5	29	40.5
2004	12	153	913	6.0	8	59	76.1
<b>Total</b>	<b>47</b>	<b>513</b>	<b>2707</b>	<b>5.3</b>	<b>28</b>	<b>59</b>	<b>57.6</b>


Best Game: 224 vs. Ole Miss (11/2/2002), 33 att.



### 5. Ben Tate (2006-09) 3,321

Year	G	NO	YDS	AVG	TD	LP	Yds/Gm
2006	9	54	392	7.3	3	42	43.6
2007	13	202	903	4.5	8	44	69.5
2008	12	159	664	4.2	3	49	55.3
2009	13	263	1362	5.2	10	60	104.8
<b>Total</b>	<b>47</b>	<b>678</b>	<b>3321</b>	<b>4.9</b>	<b>24</b>	<b>60</b>	<b>70.7</b>

Best Game: 184 at Arkansas (10/10/2009), 22 att., 2 TD



### 10. Onterio McCalebb (2009-12) 2,586

Year	G	NO	YDS	AVG	TD	LP	Yds/Gm
2009	11	105	565	5.4	4	62	51.4
2010	14	95	810	8.5	9	70	57.9
2011	13	112	641	5.7	5	60	49.3
2012	12	94	570	6.1	6	43	47.5
<b>Total</b>	<b>50</b>	<b>406</b>	<b>2586</b>	<b>6.3</b>	<b>24</b>	<b>70</b>	<b>51.7</b>

Best Game: 148 vs. La Tech (9/5/09), 22 att.



# Career Statistical Leaders


## Passing



### 1. Stan White (1990-93) 8,016

Year	G	CMP	ATT	PCT	YDS	TD	INT	Y/Gm
1990	11	180	338	.533	2242	14	14	203.8
1991	11	158	317	.498	1927	8	14	175.2
1992	11	157	305	.515	1790	5	16	162.7
1993	11	164	271	.605	2057	13	8	187.0
<b>Total</b>	<b>44</b>	<b>659</b>	<b>1231</b>	<b>.535</b>	<b>8016</b>	<b>40</b>	<b>52</b>	<b>182.2</b>


Best Game: 351 vs. Indiana (12/29/90), 31-43, 1 TD



### 2. Jason Campbell (2001-04) 7,299

Year	G	CMP	ATT	PCT	YDS	TD	INT	Y/Gm
2001	9	89	142	.627	1117	4	4	124.1
2002	13	94	149	.631	1215	11	5	93.5
2003	13	181	293	.618	2267	10	8	174.4
2004	13	188	270	.696	2700	20	7	207.7
<b>Total</b>	<b>48</b>	<b>552</b>	<b>854</b>	<b>.646</b>	<b>7299</b>	<b>45</b>	<b>24</b>	<b>152.1</b>

Best Game: 374 vs. Tennessee (12/4/04), 27-35, 3 TD



### 3. Brandon Cox (2004-07) 6,959

Year	G	CMP	ATT	YDS	PCT	TD	INT	Y/Gm
2004	7	22	34	357	.647	4	2	51.0
2005	11	177	306	2324	.578	15	8	211.3
2006	13	163	271	2198	.601	14	9	169.1
2007	13	188	316	2080	.595	9	13	160.0
<b>Total</b>	<b>44</b>	<b>550</b>	<b>927</b>	<b>6959</b>	<b>.593</b>	<b>42</b>	<b>32</b>	<b>158.2</b>


Best Game: 342 vs. Georgia Tech (9/3/05), 22-44, 2 TD



### 4. Pat Sullivan (1969-71) 6,284

Year	G	CMP	ATT	YDS	PCT	TD	INT	Y/Gm
1969	10	123	257	1686	.478	16	16	168.6
1970	10	167	281	2586	.590	17	12	258.6
1971	10	162	281	2012	.576	20	11	201.2
<b>Total</b>	<b>30</b>	<b>452</b>	<b>819</b>	<b>6284</b>	<b>.552</b>	<b>53</b>	<b>30</b>	<b>209.5</b>


Best Game: 366 vs. Florida (10/31/70), 21-27, 4 TD



### 5. Dameyune Craig (1994-97) 6,026

Year	G	CMP	ATT	PCT	YDS	TD	INT	Y/Gm
1994	7	14	29	.483	185	1	0	26.4
1995	12	28	40	.700	268	4	1	24.4
1996	12	169	310	.545	2296	16	10	208.7
1997	13	216	403	.536	3277	18	13	273.1
<b>Total</b>	<b>44</b>	<b>427</b>	<b>782</b>	<b>.546</b>	<b>6026</b>	<b>39</b>	<b>24</b>	<b>147.0</b>

Best Game: 394 vs. Miss. State (10/12/96), 28-41, 4 TD



### 6. Jarrett Stidham (2017-18) 5,952

Year	G	CMP	ATT	PCT	YDS	TD	INT	Y/Gm
2017	14	246	370	.665	3158	18	6	225.6
2018	13	224	369	.607	2794	18	5	214.9
<b>Total</b>	<b>27</b>	<b>470</b>	<b>739</b>	<b>.636</b>	<b>5952</b>	<b>36</b>	<b>11</b>	<b>220.4</b>

Best Game: 373 vs. Purdue (12/28/2018), 15-21, 5 TD



### 7. Patrick Nix (1992-95) 4,957

Year	G	CMP	ATT	PCT	YDS	TD	INT	Y/Gm
1992	5	6	11	.545	46	1	0	9.2
1993	5	10	15	.667	131	2	0	26.2
1994	11	169	299	.565	2206	13	7	200.6
1995	11	201	331	.607	2574	15	9	234.0
<b>Total</b>	<b>32</b>	<b>386</b>	<b>656</b>	<b>.588</b>	<b>4957</b>	<b>31</b>	<b>16</b>	<b>154.9</b>


Best Game: 387 vs. Arkansas (10/28/95), 34-52, 2 TD, 2 int



### 8. Reggie Slack (1986-89) 4,697

Year	G	CMP	ATT	PCT	YDS	TD	INT	Y/Gm
1986	6	13	25	.520	191	0	1	31.8
1987	3	17	29	.586	280	3	1	93.3
1988	11	168	279	.602	2230	9	11	202.7
1989	11	148	252	.587	1996	11	10	181.5
<b>Total</b>	<b>31</b>	<b>346</b>	<b>585</b>	<b>.591</b>	<b>4697</b>	<b>23</b>	<b>23</b>	<b>151.5</b>

Best Game: 290 vs. Kansas (9/17/88), 12-16, 4 TD



### 9. Nick Marshall (2013-14) 4,508

Year	G	CMP	ATT	PCT	YDS	TD	INT	Y/Gm
2013	13	142	239	.594	1976	14	6	152.0
2014	13	178	293	.608	2532	20	6	194.7
<b>Total</b>	<b>26</b>	<b>320</b>	<b>532</b>	<b>.602</b>	<b>4508</b>	<b>34</b>	<b>12</b>	<b>173.4</b>

Best Game: 456 at Alabama (11/29/14), 27-43, 35 TD



### 10. Ben Leard (1997-2000) 4,289

Year	G	CMP	ATT	PCT	YDS	TD	INT	Y/Gm
1997	4	1	2	.500	5	0	0	1.3
1998	6	54	114	.474	703	4	7	117.2
1999	7	111	157	.707	1423	12	1	203.3
2000	12	193	319	.605	2158	12	10	179.8
<b>Total</b>	<b>29</b>	<b>359</b>	<b>592</b>	<b>.606</b>	<b>4289</b>	<b>28</b>	<b>18</b>	<b>147.9</b>

Best Game: 416 at Georgia (11/13/99), 24-32, 4 TD

# Career Statistical Leaders


## Total Offense



### 1. Stan White (1990-93) **7,920**

Year	G	Plays	Rush	Pass	Total	Y/Ply	Y/Gm
1990	11	376	-109	2242	2133	6.0	203.8
1991	11	374	-3	1927	1924	5.1	174.9
1992	11	381	-17	1790	1773	4.7	161.2
1993	11	350	33	2057	2090	6.0	190.0
<b>Total</b>	<b>44</b>	<b>1481</b>	<b>-96</b>	<b>8016</b>	<b>7920</b>	<b>5.3</b>	<b>180.0</b>

Best Game: 325 vs. Tennessee (9/29/90), -13 rush/338 pass



### 2. Jason Campbell (2001-04) **7,606**

Year	G	Plays	Rush	Pass	Total	Y/Ply	Y/Gm
2001	9	188	72	1117	1189	6.3	132.1
2002	13	221	206	1215	1421	6.4	109.3
2003	13	366	-1	2267	2266	6.2	174.3
2004	13	328	30	2700	2730	8.3	210.0
<b>Total</b>	<b>48</b>	<b>1103</b>	<b>307</b>	<b>7299</b>	<b>7606</b>	<b>6.9</b>	<b>158.5</b>


Best Game: 431 vs. Tennessee (12/4/04), 57 rush/374 pass



### 3. Pat Sullivan (1969-71) **6,843**

Year	G	Plays	Rush	Pass	Total	Y/Ply	Y/Gm
1969	10	313	205	1686	1891	6.0	189.1
1970	10	333	270	2586	2856	8.6	258.6
1971	10	328	84	2012	2096	6.4	209.6
<b>Total</b>	<b>30</b>	<b>974</b>	<b>569</b>	<b>6284</b>	<b>6843</b>	<b>7.0</b>	<b>228.1</b>


Best Game: 386 vs. Ole Miss (1/2/71), 35 rush/351 pass



### 4. Brandon Cox (2004-07) **6,543**

Year	G	Plays	Rush	Pass	Total	Y/Ply	Y/Gm
2004	7	43	-18	357	339	7.9	48.4
2005	11	350	-125	2324	2199	6.3	199.9
2006	13	322	-177	2198	2021	6.3	155.5
2007	13	363	-96	2080	1984	5.5	152.6
<b>Total</b>	<b>44</b>	<b>1078</b>	<b>-416</b>	<b>6959</b>	<b>6543</b>	<b>6.1</b>	<b>148.7</b>

Best Game: 307 vs. Georgia Tech (9/3/05), -35 rush/342 pass



### 5. Dameyune Craig (1994-97) **6,461**

Year	G	Plays	Rush	Pass	Total	Y/Ply	Y/Gm
1994	7	58	100	185	285	4.9	40.7
1995	11	62	122	268	390	6.3	35.5
1996	11	433	207	2296	2503	5.8	227.5
1997	12	499	0	3277	3277	6.6	273.1
<b>Total</b>	<b>41</b>	<b>1052</b>	<b>435</b>	<b>6026</b>	<b>6461</b>	<b>6.1</b>	<b>157.4</b>

Best Game: 445 vs. Army/Independence Bowl (12/31/96), 75 rush/370 pass



### 6. Nick Marshall (2013-2014) **6,374**

Year	G	Plays	Rush	Pass	Total	Y/Ply	Y/Gm
2013	13	411	1068	1976	3044	7.4	234.2
2014	13	446	798	2532	3330	7.5	256.2
<b>Total</b>	<b>26</b>	<b>857</b>	<b>1866</b>	<b>4508</b>	<b>6374</b>	<b>7.4</b>	<b>245.2</b>

Best Game: 505 at Alabama (11/29/14), 49 rush/456 pass



### 7. Jarrett Stidham (2017-18) **6,106**

Year	G	Plays	Rush	Pass	Total	Y/Ply	Y/Gm
2017	14	473	153	3158	3311	7.0	236.5
2018	13	441	1	2794	2795	6.3	215.0
<b>Total</b>	<b>27</b>	<b>914</b>	<b>154</b>	<b>5952</b>	<b>6106</b>	<b>6.7</b>	<b>226.1</b>

Best Game: 387 vs. Mercer (9/16/2017); 23 rush/364 pass



### 8. Patrick Nix (1992-95) **5,081**

Year	G	Plays	Rush	Pass	Total	Y/Ply	Y/Gm
1992	5	13	20	46	66	5.1	13.2
1993	5	20	-19	131	112	5.6	22.4
1994	11	340	59	2206	2265	6.5	205.9
1995	11	379	64	2574	2638	7.0	239.8
<b>Total</b>	<b>32</b>	<b>752</b>	<b>124</b>	<b>4957</b>	<b>5081</b>	<b>6.8</b>	<b>158.8</b>

Best Game: 422 at Arkansas (10/28/95), 35 rush/387 pass



### 9. Reggie Slack (1986-89) **4,652**

Year	G	Plays	Rush	Pass	Total	Y/Ply	Y/Gm
1986	6	33	-12	191	179	5.4	29.8
1987	3	34	-19	280	261	7.7	87.0
1988	11	318	-17	2230	2213	7.0	201.2
1989	11	307	3	1996	1999	6.5	181.7
<b>Total</b>	<b>31</b>	<b>692</b>	<b>-45</b>	<b>4697</b>	<b>4652</b>	<b>6.7</b>	<b>150.1</b>

Best Game: 292 vs. Kansas (9/17/88), 2 rush/290 pass



### 10. Cam Newton (2010) **4,327**

Year	G	Plays	Rush	Pass	Total	Y/Ply	Y/Gm
2010	14	544	1473	2854	4327	8.0	309.1
<b>Total</b>	<b>14</b>	<b>544</b>	<b>1473</b>	<b>2854</b>	<b>4327</b>	<b>8.0</b>	<b>309.1</b>

Best Game: 408 at Kentucky (10/9/10), 198 rush/210 pass;  
408 vs. South Carolina/SEC Champ (12/4/10), 73 rush/335 pass

# Career Statistical Leaders

## Receiving



### 1. Ryan Davis (2015-18) 178

Year	REC	YDS	AVG	TD	LP
2015	0	0	0.0	0	-
2016	25	194	7.8	1	23
2017	84	815	9.7	5	75
2018	69	546	7.9	1	26
<b>Total</b>	<b>178</b>	<b>1555</b>	<b>8.7</b>	<b>7</b>	<b>75</b>

**Best Game:** 139 vs. Alabama (11/25/17), 11 rec.



### 6. Emory Blake (2009-12) 128

Year	REC	YDS	AVG	TD	LP
2009	9	66	7.3	0	16
2010	33	554	16.8	8	94
2011	36	613	16.8	5	56
2012	50	789	15.8	3	54
<b>Total</b>	<b>128</b>	<b>2022</b>	<b>15.8</b>	<b>16</b>	<b>94</b>


**Best Game:** 175 vs. Mississippi State (10/8/94), 6 rec., 2 TD



### 2. Courtney Taylor (2003-06) 153

Year	REC	YDS	AVG	TD	LP
2003	34	379	11.1	0	39
2004	43	737	17.1	6	56
2005	22	278	12.6	1	36
2006	54	704	13.0	2	57
<b>Total</b>	<b>153</b>	<b>2098</b>	<b>13.7</b>	<b>9</b>	<b>57</b>


**Best Game:** 116 vs. Arkansas State (11/4/06), 4 rec., 1 TD



### 7. Frank Sanders (1991-94) 121

Year	REC	YDS	AVG	TD	LP
1991	2	42	21.0	0	29
1992	13	204	15.7	2	33
1993	48	842	17.5	6	57
1994	58	910	15.7	7	68
<b>Total</b>	<b>121</b>	<b>1998</b>	<b>16.5</b>	<b>15</b>	<b>68</b>

**Best Game:** 175 vs. Mississippi State (10/8/94), 6 rec., 2 TD



### 3. Karsten Bailey (1995-98) 150

Year	REC	YDS	AVG	TD	LP
1995	9	91	10.1	0	17
1996	45	592	13.2	3	57
1997	53	840	15.8	7	77
1998	43	651	15.1	7	58
<b>Total</b>	<b>150</b>	<b>2174</b>	<b>14.5</b>	<b>17</b>	<b>77</b>

**Best Game:** 151 vs. Virginia (9/4/97), 4 rec., 2 TD



### 8. Darvin Adams (2008-10) 115

Year	REC	YDS	AVG	TD	LP
2008	3	18	6.0	0	9
2009	60	997	16.6	10	72
2010	52	963	18.5	7	62
<b>Total</b>	<b>115</b>	<b>1978</b>	<b>17.2</b>	<b>17</b>	<b>72</b>

**Best Game:** 217 vs. S. Carolina /SEC (12/4/10), 7 rec., 2 TD



### 4. Terry Beasley (1969-71) 141

Year	REC	YDS	AVG	TD	LP
1969	34	610	17.9	6	42
1970	52	1051	20.2	11	80
1971	55	846	15.4	12	70
<b>Total</b>	<b>141</b>	<b>2507</b>	<b>17.8</b>	<b>29</b>	<b>80</b>


**Best Game:** 194 vs. Kentucky (10/2/71), 9 rec., 1 TD



### 9. Rodgeriqus Smith (2005-08) 114

Year	REC	YDS	AVG	TD	LP
2005	6	109	18.2	0	38
2006	26	452	17.4	4	62
2007	52	705	13.6	5	58
2008	30	332	11.1	1	33
<b>Total</b>	<b>114</b>	<b>1598</b>	<b>14.0</b>	<b>10</b>	<b>62</b>

**Best Game:** 111 vs. Ole Miss (10/27/07), 8 rec., 1 TD



### 5. Tyrone Goodson (1993-97) 136

Year	REC	YDS	AVG	TD	LP
1993	1	32	32.0	0	32
1994	14	106	7.6	0	21
1995	37	597	16.1	1	46
1996	36	642	17.8	6	51
1997	48	906	18.9	5	69
<b>Total</b>	<b>136</b>	<b>2283</b>	<b>16.8</b>	<b>12</b>	<b>69</b>

**Best Game:** 149 vs. Central Florida (9/27/97), 5 rec.



### 10. Greg Taylor (1987-90) 102

Year	REC	YDS	AVG	TD	LP
1987	3	33	11.0	0	29
1988	28	282	10.1	0	56
1989	25	353	14.1	2	53
1990	46	650	14.1	7	59
<b>Total</b>	<b>102</b>	<b>1318</b>	<b>12.9</b>	<b>9</b>	<b>59</b>

**Best Game:** 112 vs. La. Tech (10/6/90), 8 rec.

# Career Statistical Leaders

## Kickoff Returns



### 1. James Brooks (1977-80) 1,726

Year	NO	YDS	AVG	TD	LP
1977	27	654	24.2	0	46
1978	12	269	22.4	0	49
1979	21	577	27.5	0	64
1980	8	226	28.3	1	94
<b>Total</b>	<b>68</b>	<b>1726</b>	<b>25.4</b>	<b>1</b>	<b>94</b>

Best Game: 119 yds. vs. Duke (9/20/80), 3 ret.



### 6. Tre Mason (2011-13) 1,107

Year	NO	YDS	AVG	TD	LP
2011	24	633	26.4	1	97
2012	3	79	26.3	0	32
2013	15	395	26.3	1	100
<b>Total</b>	<b>42</b>	<b>1107</b>	<b>26.4</b>	<b>2</b>	<b>100</b>

Best Game: 176 yds. vs. Utah State (9/3/11), 4 ret., 1 TD



### 2. Demond Washington (2009-10) 1,614

Year	NO	YDS	AVG	TD	LP
2009	16	497	31.1	1	99
2010	46	1117	24.3	1	95
<b>Total</b>	<b>62</b>	<b>1614</b>	<b>26.0</b>	<b>2</b>	<b>99</b>


Best Game: 20 yds. at Georgia (11/14/09), 5 ret., 1 TD



### 7. Markeith Cooper (1996-99) 1,077

Year	NO	YDS	AVG	TD	LP
1996	0	0	0.0	0	0
1997	20	477	23.9	0	47
1998	18	447	24.8	0	56
1999	7	153	21.9	0	46
<b>Total</b>	<b>45</b>	<b>1077</b>	<b>23.9</b>	<b>0</b>	<b>56</b>


Best Game: 129 yds. vs. Alabama (11/21/98), 4 ret.



### 3. Thomas Bailey (1991-94) 1,521

Year	NO	YDS	AVG	TD	LP
1991	24	591	24.6	0	53
1992	11	209	19.0	0	40
1993	26	504	19.4	0	31
1994	13	217	16.7	0	23
<b>Total</b>	<b>74</b>	<b>1521</b>	<b>20.6</b>	<b>0</b>	<b>53</b>


Best Game: 140 yds. vs. Florida (11/2/91), 5 ret.



### 8. Tim Carter (1998-2001) 1,051

Year	NO	YDS	AVG	TD	LP
1998	0	0	0.0	0	0
1999	12	279	23.2	0	40
2000	19	461	24.3	1	100
2001	13	311	23.9	0	68
<b>Total</b>	<b>44</b>	<b>1051</b>	<b>23.9</b>	<b>1</b>	<b>100</b>


Best Game: 139 yds. vs. LSU (9/16/00), 3 ret., 1 TD



### 4. Tristan Davis (2005-08) 1,455

Year	NO	YDS	AVG	TD	LP
2005	0	0	0.0	0	0
2006	28	756	27.0	0	58
2007	3	42	14.0	0	23
2008	24	657	27.4	2	97
<b>Total</b>	<b>55</b>	<b>1455</b>	<b>26.5</b>	<b>2</b>	<b>97</b>


Best Game: 182 yds. vs. Arkansas (10/11/08), 5 ret.



### 9. Robert Baker (1995-96) 979

Year	NO	YDS	AVG	TD	LP
1995	25	525	21.0	0	36
1996	21	454	21.6	0	36
<b>Total</b>	<b>46</b>	<b>979</b>	<b>21.3</b>	<b>0</b>	<b>36</b>

Best Game: 137 yds. at Florida (10/19/96), 5 ret.



### 5. Onterio McCalebb (2009-12) 1,360

Year	NO	YDS	AVG	TD	LP
2009	11	272	24.7	0	52
2010	8	227	28.4	0	99
2011	11	338	30.7	1	83
2012	23	523	22.7	1	100
<b>Total</b>	<b>53</b>	<b>1360</b>	<b>25.7</b>	<b>2</b>	<b>100</b>

Best Game: 138 yds. at Mississippi State (9/8/12), 3 ret., 1 TD



### 10. Mario Fannin (2006-10) 944

Year	NO	YDS	AVG	TD	LP
2006	0	0	0.0	0	0
2007	19	399	21.0	0	40
2008	11	248	22.5	0	69
2009	14	297	21.2	0	35
2010	0	0	0.0	0	0
<b>Total</b>	<b>44</b>	<b>944</b>	<b>21.5</b>	<b>0</b>	<b>69</b>

Best Game: 110 yds. vs. Mississippi State (9/15/07), 5 ret.



# Career Statistical Leaders


## Punting



### 1. Terry Daniel (1992-94) 44.5

Year	NO	YDS	AVG	LP
1992	65	2771	42.6	68
1993	51	2393	46.9	71
1994	53	2358	44.5	62
<b>Total</b>	<b>169</b>	<b>7522</b>	<b>44.5</b>	<b>71</b>

Best Punt: 71 vs. Florida (10/16/93)



### 6. Brian Shulman (1986-88) 41.9

Year	NO	YDS	AVG	LP
1986	49	2161	44.1	57
1987	58	2358	40.7	53
1988	50	2061	41.2	55
<b>Total</b>	<b>157</b>	<b>6580</b>	<b>41.9</b>	<b>57</b>

Best Punt: 57 vs. UT-Chattanooga (9/6/86)



### 2. Kody Bliss (2003-06) 43.9

Year	NO	YDS	AVG	LP
2003	64	2748	42.9	62
2004	47	1989	42.3	61
2005	44	1975	44.9	63
2006	47	2149	45.7	71
<b>Total</b>	<b>202</b>	<b>8861</b>	<b>43.9</b>	<b>71</b>

Best Punt: 71 vs. Tulane (10/21/06)



### 7. Lewis Colbert (1982-85) 41.7

Year	NO	YDS	AVG	LP
1982	70	2841	40.6	57
1983	55	2251	40.9	60
1984	62	2477	40.0	62
1985	57	2610	45.8	77
<b>Total</b>	<b>244</b>	<b>10179</b>	<b>41.7</b>	<b>77</b>

Best Punt: 77 vs. SW Louisiana (9/7/85)



### 3. Damon Duval (1999-02) 43.4

Year	NO	YDS	AVG	LP
1999	57	2443	42.9	67
2000	65	2811	43.2	71
2001	51	2244	44.0	60
2002	227	2344	43.4	69
<b>Total</b>	<b>227</b>	<b>9842</b>	<b>43.4</b>	<b>71</b>


Best Punt: 71 vs. Northern Illinois (9/23/00)



### 8. Kevin Phillips (2015-16) 41.6

Year	NO	YDS	AVG	LP
2015	55	2254	41.0	56
2016	45	1902	42.3	68
<b>Total</b>	<b>100</b>	<b>4156</b>	<b>41.6</b>	<b>68</b>

Best Punt: 68 vs. Clemson (9/3/2016)



### 4. Jaret Holmes (1996-97) 42.5

Year	NO	YDS	AVG	LP
1996	48	2017	42.0	60
1997	62	2659	42.9	62
<b>Total</b>	<b>110</b>	<b>4676</b>	<b>42.5</b>	<b>62</b>

Best Punt: 62 vs. Mississippi State (11/1/97)



### 9. Clinton Durst (2008-09) 41.5

Year	NO	YDS	AVG	LP
2008	70	2947	42.1	58
2009	64	2612	40.8	58
<b>Total</b>	<b>134</b>	<b>5559</b>	<b>41.5</b>	<b>58</b>

Best Punt: 58 vs. ULM (8/30/08); 58 at LSU (10/24/09)



### 5. Skip Johnston (1977-79) 42.0

Year	NO	YDS	AVG	LP
1977	55	2243	40.8	65
1978	67	2857	42.6	65
1979	50	2120	42.4	57
<b>Total</b>	<b>172</b>	<b>7220</b>	<b>42.0</b>	<b>65</b>

Best Punt: 65 vs. Florida (11/4/78) & Georgia Tech (10/15/77)




### 10. Tommy Lunceford (1965-67) 41.0

Year	NO	YDS	AVG	LP
1965	52	2108	40.5	--
1966	60	2471	41.2	65
1967	59	2438	41.3	--
<b>Total</b>	<b>171</b>	<b>7017</b>	<b>41.0</b>	<b>65</b>

Best Punt: 65 vs. Alabama (12/3/66)

# Career Statistical Leaders

## Punt Returns



### 1. Thomas Bailey (1991-94) 1,170

Year	NO	YDS	AVG	TD	LP
1991	42	528	12.6	1	83
1992	28	274	9.8	0	38
1993	27	210	7.8	0	30
1994	28	158	5.6	0	28
<b>Total</b>	<b>125</b>	<b>1170</b>	<b>9.4</b>	<b>1</b>	<b>83</b>

Best Game: 98 yds. vs. Ole Miss (9/14/91), 4 ret., 1 TD



### 2. Trey Gainous (1983-86) 951

Year	NO	YDS	AVG	TD	LP
1983	15	170	11.3	1	81
1984	32	277	8.7	1	46
1985	31	267	8.6	0	27
1986	27	237	8.9	1	45
<b>Total</b>	<b>105</b>	<b>951</b>	<b>9.1</b>	<b>3</b>	<b>81</b>

Best Game: 87 yds. vs. Tennessee (9/24/83), 2 ret.



### 3. Mike Fuller (1973-74) 883

Year	NO	YDS	AVG	TD	LP
1973	20	381	19.1	0	63
1974	30	502	16.7	3	63
<b>Total</b>	<b>50</b>	<b>883</b>	<b>17.7</b>	<b>3</b>	<b>63</b>

Best Game: 173 yds. vs. UTC (9/21/74), 3 ret., 2 TD



### 4. Shayne Wasden (1988-90) 717

Year	NO	YDS	AVG	TD	LP
1988	27	199	7.4	0	32
1989	26	216	8.3	0	37
1990	29	302	10.4	1	72
<b>Total</b>	<b>82</b>	<b>717</b>	<b>8.7</b>	<b>1</b>	<b>72</b>

Best Game: 88 yds. vs. Vanderbilt (10/13/90), 3 ret.



### 5. Robert Dunn (2005-08) 697

Year	NO	YDS	AVG	TD	LP
2005	5	36	7.2	0	12
2006	22	120	5.5	0	35
2007	32	301	9.4	0	57
2008	15	240	16.0	1	66
<b>Total</b>	<b>74</b>	<b>697</b>	<b>9.4</b>	<b>1</b>	<b>66</b>

Best Game: 103 yds. vs. Southern Miss (9/6/08), 4 ret.



### 6. Tre Smith (2002-06) 644

Year	NO	YDS	AVG	TD	LP
2002	6	61	10.2	0	15
2003	36	327	9.1	0	37
2004	4	30	7.5	0	12
2005	26	203	7.8	0	25
2006	5	23	4.6	1	15
<b>Total</b>	<b>77</b>	<b>644</b>	<b>8.4</b>	<b>1</b>	<b>37</b>

Best Game: 74 yds. vs. South Carolina (10/1/05), 7 ret.



### 7. Roderick Hood (2000-02) 571

Year	NO	YDS	AVG	TD	LP
2000	0	0	0.0	0	0
2001	15	154	10.3	0	25
2002	36	417	11.6	0	45
<b>Total</b>	<b>51</b>	<b>571</b>	<b>11.2</b>	<b>0</b>	<b>45</b>

Best Game: 97 yds. vs. Western Carolina (9/7/02), 7 ret.



### 8. Quan Bray (2011-14) 565

Year	NO	YDS	AVG	TD	LP
2011	10	242	24.2	0	62
2012	6	121	20.2	0	24
2013	14	331	23.6	0	40
2014	4	64	16.0	0	16
<b>Total</b>	<b>34</b>	<b>758</b>	<b>22.3</b>	<b>0</b>	<b>62</b>


Best Game: 74 yds. vs. Virginia (12/31/11), 2 ret.



### 9. Jimmy Carter (1965-67) 473

Year	NO	YDS	AVG	TD	LP
1965	0	0	0.0	0	0
1966	0	0	0.0	0	0
1967	38	473	12.4	2	61
<b>Total</b>	<b>38</b>	<b>473</b>	<b>12.4</b>	<b>2</b>	<b>61</b>

Longest Return: 61 yds. vs. Clemson (10/14/67)



### 10. Robert Baker (1995-96) 463

Year	NO	YDS	AVG	TD	LP
1995	25	233	9.3	0	47
1996	23	230	10.0	1	79
<b>Total</b>	<b>48</b>	<b>463</b>	<b>9.6</b>	<b>1</b>	<b>79</b>

Best Game: 94 yds. vs. South Carolina (10/5/96), 3 ret., 1 TD

# Career Statistical Leaders

## Scoring



### 1. Daniel Carlson (2014-17)

480


Year	TD	PAT	FG	PTS
2014	0	57	18	111
2015	0	40	23	109
2016	1	44	28	134
2017	0	57	23	126
<b>Total</b>	<b>1</b>	<b>198</b>	<b>92</b>	<b>480</b>



### 6. Damon Duval (1999-02)

260

Year	TD	PAT	FG	PTS
1999	1	23	9	56
2000	0	34	14	76
2001	0	28	16	76
2002	0	40	6	58
<b>Total</b>	<b>1</b>	<b>125</b>	<b>45</b>	<b>260</b>



### 2. Wes Byrum (2007-10)

363


Year	TD	PAT	FG	PTS
2007	0	35	18	86
2008	0	22	11	55
2009	0	54	15	99
2010	0	72	17	123
<b>Total</b>	<b>0</b>	<b>183</b>	<b>60</b>	<b>363</b>



### 7. Cody Parkey (2010-13)

253

Year	TD	PAT	FG	PTS
2010	0	2	0	2
2011	0	41	13	80
2012	0	27	11	60
2013	0	66	15	111
<b>Total</b>	<b>0</b>	<b>136</b>	<b>39</b>	<b>253</b>



### 3. John Vaughn (2003-06)

312


Year	TD	PAT	FG	PTS
2003	0	27	6	45
2004	0	51	12	87
2005	0	50	12	86
2006	0	34	20	94
<b>Total</b>	<b>0</b>	<b>162</b>	<b>50</b>	<b>312</b>



### 8. Al Del Greco (1980-83)

236

Year	TD	PAT	FG	PTS
1980	0	27	8	51
1981	0	21	9	47
1982	0	26	13	65
1983	0	36	12	72
<b>Total</b>	<b>0</b>	<b>110</b>	<b>42</b>	<b>236</b>



### 4. Carnell Williams (2001-04)

276

Year	TD	PAT	FG	PTS
2001	6	0	0	36
2002	10	0	0	60
2003	17	0	0	102
2004	13	0	0	78
<b>Total</b>	<b>33</b>	<b>0</b>	<b>0</b>	<b>276</b>



### 9. Win Lyle (1987-89)

230

Year	TD	PAT	FG	PTS
1987	0	32	15	77
1988	0	36	14	78
1989	0	27	16	75
<b>Total</b>	<b>0</b>	<b>95</b>	<b>45</b>	<b>230</b>



### 5. Bo Jackson (1982-85)

274

Year	TD	PAT	FG	PTS
1982	9	*1	0	56
1983	14	0	0	84
1984	5	*1	0	32
1985	17	0	0	102
<b>Total</b>	<b>45</b>	<b>*2</b>	<b>0</b>	<b>274</b>



### 10. Joe Cribbs (1976-79)

216


Year	TD	PAT	FG	PTS
1976	0	35	17	86
1977	4	0	0	24
1978	16	1*	0	98
1979	15	2*	0	94
<b>Total</b>	<b>35</b>	<b>3</b>	<b>0</b>	<b>216</b>

\* Two-point conversion

\* Two-point conversion

# Career Statistical Leaders

## Field Goals



### 1. Daniel Carlson (2014-17)

Year	FG	FGA	PCT	LG
2014	18	24	.750	51
2015	23	27	.852	56
2016	28	32	.875	53
2017	23	31	.742	54
<b>Total</b>	<b>69</b>	<b>83</b>	<b>.831</b>	<b>56</b>

Longest FG: 56 vs. Louisville (9/5/2015)

92



### 6. Al Del Greco (1980-83)

Year	FG	FGA	PCT	LG
1980	8	15	.533	52
1981	9	17	.529	52
1982	13	21	.619	39
1983	12	16	.750	45
<b>Total</b>	<b>42</b>	<b>69</b>	<b>.609</b>	<b>52</b>

Longest FG: 52 vs. Alabama (11/29/80); 52 at Nebraska (10/3/81)

42



### 2. Wes Byrum (2007-10)

Year	FG	FGA	PCT	LG
2007	17	23	.739	49
2008	11	19	.579	52
2009	15	16	.938	49
2010	17	22	.773	48
<b>Total</b>	<b>60</b>	<b>80</b>	<b>.750</b>	<b>52</b>

Longest FG: 52 vs. Southern Miss (9/6/2008)

60




### 7. Cody Parkey (2010-13)

Year	FG	FGA	PCT	LG
2010	0	0	.000	0
2011	13	18	.722	45
2012	11	14	.786	46
2013	15	21	.714	52
<b>Total</b>	<b>39</b>	<b>53</b>	<b>.736</b>	<b>52</b>

Longest FG: 52 vs. Missouri/SEC Champ (12/7/13)

39




### 3. John Vaughn (2003-06)

Year	FG	FGA	PCT	LG
2003	6	10	.600	34
2004	12	15	.800	43
2005	12	20	.600	39
2006	20	24	.833	55
<b>Total</b>	<b>50</b>	<b>69</b>	<b>.725</b>	<b>55</b>

Longest FG: 55 vs. Mississippi State (9/9/2006)

50



### 8. Jorge Portela (1977-79)

Year	FG	FGA	PCT	LG
1977	13	19	.684	51
1978	10	21	.476	49
1979	15	22	.682	52
<b>Total</b>	<b>38</b>	<b>62</b>	<b>.613</b>	<b>52</b>

Longest FG: 52 vs. Florida (11/3/79)

38




### T-4. Win Lyle (1987-89)

Year	FG	FGA	PCT	LG
1987	15	19	.789	55
1988	14	21	.667	44
1989	16	19	.842	47
<b>Total</b>	<b>45</b>	<b>59</b>	<b>.763</b>	<b>55</b>

Longest FG: 55 vs. Tennessee (9/26/1987)

45



### 9. Scott Etheridge (1992-93)

Year	FG	FGA	PCT	LG
1992	22	28	.786	49
1993	12	15	.800	41
<b>Total</b>	<b>34</b>	<b>43</b>	<b>.791</b>	<b>49</b>

Longest FG: 49 vs. LSU (9/19/92)

34



### T-4. Damon Duval (1999-02)

Year	FG	FGA	PCT	LG
1999	9	15	.600	47
2000	14	18	.778	49
2001	16	26	.615	51
2002	6	15	.400	40
<b>Total</b>	<b>45</b>	<b>74</b>	<b>.608</b>	<b>51</b>

Longest FG: 51 vs. Ball State (9/1/2001)

45



### 10. Jim Von Wyl (1990-91)

Year	FG	FGA	PCT	LG
1990	17	22	.773	48
1991	15	26	.577	45
<b>Total</b>	<b>32</b>	<b>48</b>	<b>.667</b>	<b>48</b>

Longest FG: 48 vs. Cal State Fullerton (9/8/90)

32



# Career Statistical Leaders

## Interceptions



### 1. Buddy McClinton (1967-69) 18

Year	INT	YDS	AVG	TD	LP
1967	4	39	9.7	0	22
1978	5	120	24.0	1	53
1979	9	92	10.2	0	24
<b>Total</b>	<b>18</b>	<b>251</b>	<b>13.9</b>	<b>1</b>	<b>24</b>

Longest Interception Return: 53 vs. Clemson (10/12/68), TD



### T-5. David Langner (1971-73) 12

Year	INT	YDS	AVG	TD	LP
1971	3	108	36.0	1	88
1972	8	156	19.5	0	48
1973	1	23	23.0	0	23
<b>Total</b>	<b>12</b>	<b>287</b>	<b>23.9</b>	<b>1</b>	<b>88</b>


Longest Interception Return: 88 vs. UTC (9/18/71), TD



### 2. Dave Beck (1970-72) 14

Year	INT	YDS	AVG	TD	LP
1970	6	57	9.5	0	25
1971	2	24	12.0	0	18
1972	6	61	10.1	0	37
<b>Total</b>	<b>14</b>	<b>142</b>	<b>10.1</b>	<b>0</b>	<b>37</b>

Longest Interception Return: 37 vs. Georgia Tech (10/21/72)



### T-7. Larry Casher (1997-2000) 11

Year	INT	YDS	AVG	TD	LP
1997	2	0	0.0	0	0
1998	3	32	10.7	0	29
1999	5	117	23.4	0	65
2000	1	0	0.0	0	0
<b>Total</b>	<b>11</b>	<b>149</b>	<b>13.5</b>	<b>0</b>	<b>65</b>


Longest Interception Return: 65 vs. Florida (10/16/99)



### T-3. Brian Robinson (1992-94) 13

Year	INT	YDS	AVG	TD	LP
1992	0	0	0.0	0	0
1993	5	131	26.2	2	45
1994	8	140	17.5	1	41
<b>Total</b>	<b>13</b>	<b>271</b>	<b>20.8</b>	<b>3</b>	<b>45</b>

Longest Interception Return: 45 vs. Vanderbilt (10/2/93), TD



### T-7. Chris Shelling (1991-94) 11

Year	INT	YDS	AVG	TD	LP
1991	0	0	0.0	0	0
1992	4	0	0.0	0	0
1993	4	169	42.3	1	73
1994	3	65	21.7	0	33
<b>Total</b>	<b>11</b>	<b>234</b>	<b>21.3</b>	<b>1</b>	<b>73</b>


Longest Interception Return: 73 at Georgia (11/13/93), TD



### T-3. Don Webb (1967-69) 13

Year	INT	YDS	AVG	TD	LP
1967	3	49	16.3	0	22
1968	6	45	7.5	0	27
1969	4	48	12.0	0	24
<b>Total</b>	<b>13</b>	<b>142</b>	<b>10.9</b>	<b>0</b>	<b>27</b>

Longest Interception Return: 27 vs. Miss. State (9/28/68)



### T-7. Clifford Toney (1978-80) 11

Year	INT	YDS	AVG	TD	LP
1978	5	36	7.2	0	15
1979	1	10	10.0	0	10
1980	5	23	4.6	0	20
<b>Total</b>	<b>11</b>	<b>69</b>	<b>6.3</b>	<b>0</b>	<b>20</b>


Longest Interception Return: 20 vs. Duke (9/20/80)



### T-5. David King (1981-84) 12

Year	INT	YDS	AVG	TD	LP
1981	3	44	14.6	0	26
1982	6	63	10.5	0	39
1983	2	40	20.0	1	40
1984	1	-4	-4.0	0	-4
<b>Total</b>	<b>12</b>	<b>145</b>	<b>12.1</b>	<b>1</b>	<b>40</b>

Longest Interception Return: 40 vs. Kentucky (10/8/83)



### T-7. Jim McKinney (1972-74) 11

Year	INT	YDS	AVG	TD	LP
1972	0	0	0.0	0	0
1973	6	48	8.0	0	38
1974	5	66	13.2	0	33
<b>Total</b>	<b>11</b>	<b>114</b>	<b>10.4</b>	<b>0</b>	<b>38</b>

Longest Interception Return: 38 vs. Chattanooga (9/22/73)

# Single Season Leaders

## All-Purpose

### All-Purpose Yards

Player	Season	Rush	Rec	KR	PR	Yards
1. Tre Mason	2013	1816	163	395	0	2374
2. Bo Jackson	1985	1786	73	0	0	1859
3. James Brooks	1979	1208	15	577	0	1800
4. Cameron Artis-Payne	2014	1608	147	0	0	1755
5. Carnell Williams	2004	1165	152	150	251	1718
6. James Brooks	1980	1314	63	226	56	1659
7. Carnell Williams	2003	1307	20	269	51	1647
8. Rudi Johnson	2000	1567	70	0	0	1637
9. Ben Tate	2009	1362	105	139	0	1606
10. Kerryon Johnson	2017	1391	194	0	0	1585
11. Cam Newton	2010	1473	42	0	0	1515
12. Brent Fullwood	1986	1391	46	75	0	1512

## Defensive

### Pass Interceptions

Player	Year	Yards	Avg	Int
1. Buddy McClinton	1969	92	10.2	9
2. Brian Robinson	1994	140	17.5	8
David Langner	1972	156	19.5	8
4. Larry Willingham	1969	85	12.1	7
5. Jermaine Whitehead	2014	57	9.5	6
Jonathan Jones	2014	6	1.0	6
Walter McFadden	2009	154	25.7	6
Junior Rosegreen	2004	48	8.0	6
Tom Powell	1985	114	19.0	6
David King	1982	63	10.5	6
Jim McKinney	1973	48	8.0	6
Roger Mitchell	1973	83	13.8	6
Dave Beck	1972	61	10.2	6
Dave Beck	1970	57	9.5	6
Don Webb	1968	45	7.5	6
Bryant Harvard	1960	113	18.8	6
Bobby Jordan	1952	42	7.0	6
Vince Dooley	1951	79	13.2	6
Dickie Flourney	1949	59	9.8	6

### Average Yards Per Interception Return (Min. 3)

Player	Year	Int	Yards	Avg
1. Chris Shelling	1993	4	169	42.5
2. Fob James	1953	3	117	38.0
3. David Langner	1971	3	108	36.0
4. John McGeever	1961	3	95	31.7
5. Fob James	1955	3	86	28.7
6. Tommy Lorino	1957	3	85	28.3
7. Ken Alvis	1994	3	79	26.3
8. Brian Robinson	1993	5	131	26.2
9. Walter McFadden	2009	6	154	25.7
Aundray Bruce	1987	3	77	25.7

### Total Tackles

Player	Year	Solo	Asst	TT
1. Freddie Smith	1977	114	79	193
2. Kurt Crain	1987	87	81	168
3. Quentin Riggins	1989	78	87	165
4. Freddie Smith	1979	105	57	162
5. Kurt Crain	1986	85	71	156
6. Darrel Crawford	1991	76	77	153
7. Ben Thomas	1984	66	75	141
8. Gregg Carr	1984	100	39	139
9. Takeo Spikes	1997	93	43	136
Gregg Carr	1983	91	45	136

### Solo Tackles

Player	Year	TT	Asst	Solo
1. Freddie Smith	1977	193	79	114
2. Freddie Smith	1979	162	57	105
3. Gregg Carr	1984	139	39	100
4. Takeo Spikes	1997	136	43	93
5. Gregg Carr	1983	136	45	91
6. Kurt Crain	1987	168	81	87
7. Kurt Crain	1986	156	71	85

### Assisted Tackles

Player	Year	TT	Solo	Asst
1. Quentin Riggins	1989	165	78	87
2. Kurt Crain	1987	168	87	81
3. Bennie Pierce	1991	128	48	80
4. Freddie Smith	1977	193	114	79
5. Darrel Crawford	1991	153	76	77
6. Ben Thomas	1984	141	66	75
7. Harold Hallman	1984	130	56	74
8. Karekin Cunningham	1992	124	51	73
9. Kurt Crain	1986	156	85	71

### Sacks (starting 1981)

Player	Year	Sacks	Total Yds.
1. Nick Fairley	2010	11.5	74
2. Gary Walker	1994	11.0	69
Kevin Greene	1984	11.0	64
Craig Olgetree	1989	11.0	62
5. Dee Ford	2013	10.5	96
6. Jeff Holland	2017	10.0	67
Antonio Coleman	2009	10.0	60
Gerald Robinson	1985	10.0	71
Mike Pelton	1994	10.0	61
10. Corey Lemonier	2011	9.5	66
Quentin Groves	2006	9.5	62
Reggie Torbor	2003	9.5	64

## Kick Returns

### Punt Returns

Player	Year	Avg	Yards	Ret
1. Thomas Bailey	1991	12.6	528	42
2. Jimmy Carter	1967	12.4	473	38
3. Roderick Hood	2002	11.6	417	36
Tre Smith	2003	9.1	327	36
5. Robert Dunn	2007	9.4	301	32
Trey Gainous	1984	8.7	277	32
7. Trey Gainous	1985	8.6	267	31
8. Mike Fuller	1974	16.7	502	30
Shane Wasden	1990	10.4	302	29
Bobby Beard	1966	9.3	266	29

### Punt Return Yardage

Player	Year	Ret	Avg	Yards
1. Thomas Bailey	1991	42	12.6	528
2. Mike Fuller	1974	30	16.7	502
3. Jimmy Carter	1967	38	12.4	473
4. Roderick Hood	2002	36	11.6	417
5. Lionel James	1982	25	15.7	394
6. Mike Fuller	1973	20	19.1	381
7. Tre Smith	2003	36	9.1	327
8. Chris Davis	2013	17	18.7	318
9. Shane Wasden	1990	29	10.4	302
10. Robert Dunn	2007	32	9.4	301
11. Trey Gainous	1984	32	8.7	277
Larry Willingham	1970	22	12.6	277

# Single Season Leaders

## Punt Return Average (Min. 10 Returns)

Player	Year	Ret	Yards	Avg
1. Mike Fuller	1973	20	381	19.05
2. Chris Davis	2013	17	318	18.71
3. Quan Bray	2014	15	272	18.13
4. Mike Fuller	1974	30	502	16.73
5. Robert Dunn	2008	15	240	16.00
6. Lionel James	1982	25	394	15.76
7. Freddy Weygand	1987	13	180	13.85
8. David Langner	1972	12	165	13.75
9. Thomas Bailey	1991	42	528	12.57
10. Larry Willingham	1970	22	277	12.59
11. Jimmy Carter	1967	38	473	12.45
12. Marcus Davis	2015	15	179	11.93

## Kickoff Returns

Player	Year	Avg	Yards	Ret
1. Demond Washington	2010	24.3	1117	46
2. Tristan Davis	2006	27.0	756	28
3. James Brooks	1977	24.2	654	27
4. Thomas Bailey	1993	19.4	504	26
5. Robert Baker	1995	21.0	525	25
6. Noah Igbinoghene	2017	23.8	571	24
Tre Mason	2011	26.4	633	24
Tristan Davis	2008	27.4	657	24
Thomas Bailey	1991	24.6	591	24
10. Onterio McCalebb	2012	22.7	523	23

## Kickoff Return Yardage

Player	Year	Ret	Avg	Yards
1. Demond Washington	2010	46	24.3	1117
2. Tristan Davis	2006	28	27.0	756
3. Tristan Davis	2008	24	27.4	657
4. James Brooks	1977	27	24.2	654
5. Tre Mason	2011	24	26.4	633
6. Thomas Bailey	1991	24	24.6	591
7. James Brooks	1979	21	27.5	577
8. Noah Igbinoghene	2017	24	23.8	571
9. Robert Baker	1995	25	21.0	525
10. Onterio McCalebb	2012	23	22.7	523

## Kickoff Return Average (Min. 10 Returns)

Player	Year	Ret	Yards	Avg
1. Demond Washington	2009	16	497	31.06
2. Onterio McCalebb	2011	11	388	30.73
3. Johnathan Ford	2015	15	429	28.60
4. David Langner	1972	13	369	28.28
5. Noah Igbinoghene	2018	11	311	28.27
6. Rick Neel	1975	17	478	28.12
7. Kerryon Johnson	2015	14	386	27.57
8. James Brooks	1979	21	577	27.48
9. Tristan Davis	2008	24	657	27.38
10. Tristan Davis	2006	28	756	27.00
11. Tre Mason	2011	24	633	26.38
12. Tre Mason	2013	15	395	26.33

## Passing

### Passing Yardage

Player	Year	Att	Comp	Pct	Yards
1. Dameyune Craig	1997	403	216	.536	3277
2. Jarrett Stidham	2017	370	246	.665	3158
3. Cam Newton	2010	280	185	.661	2854
4. Jarrett Stidham	2018	369	224	.607	2794
5. Jason Campbell	2004	270	188	.696	2700
6. Chris Todd	2009	328	198	.604	2612
7. Pat Sullivan	1970	281	167	.594	2586
8. Patrick Nix	1995	331	201	.607	2574
9. Nick Marshall	2014	293	178	.608	2532
10. Brandon Cox	2005	306	177	.578	2324

## Passing Yardage Per Game

Player	Year	Yards	Games	Yds/Gm
1. Dameyune Craig	1997	3277	12	273.1
2. Pat Sullivan	1970	2586	10	258.6
3. Patrick Nix	1995	2574	11	234.0
4. Jarrett Stidham	2017	3158	14	225.6
5. Jarrett Stidham	2018	2794	13	214.9
6. Brandon Cox	2005	2324	11	211.3
7. Dameyune Craig	1996	2296	11	208.7
8. Jason Campbell	2004	2700	13	207.7
9. Jeff Burger	1987	2066	10	206.6
10. Cam Newton	2010	2854	14	203.9

## Pass Attempts

Player	Year	Yards	Pct	Comp	Att
1. Dameyune Craig	1997	3277	.536	216	403
2. Jarrett Stidham	2017	3158	.665	246	370
3. Jarrett Stidham	2018	2794	.607	224	369
4. Stan White	1990	2242	.533	180	338
5. Patrick Nix	1995	2574	.607	201	331
6. Chris Todd	2009	2612	.604	198	328
7. Ben Leard	2000	2158	.605	193	319
8. Stan White	1991	1927	.498	158	317
9. Brandon Cox	2007	2080	.595	188	316
10. Dameyune Craig	1996	2296	.545	169	310

## Pass Attempts Per Game

Player	Year	Att	Games	Att/Gm
1. Dameyune Craig	1997	403	12	33.583
2. Stan White	1990	338	11	30.727
3. Patrick Nix	1995	331	11	30.091
4. Stan White	1991	317	11	28.818
5. Jarrett Stidham	2018	369	13	28.385
6. Dameyune Craig	1996	310	11	28.182
7. Pat Sullivan	1971	281	10	28.100
Pat Sullivan	1970	281	10	28.100
9. Brandon Cox	2005	306	11	27.818
10. Stan White	1992	305	11	27.727

## Yards Per Attempt (min. 150 Attempts)

Player	Year	Att	Yards	Yds/Att
1. Cam Newton	2010	280	2854	10.193
2. Jason Campbell	2004	270	2700	10.000
3. Pat Sullivan	1970	281	2586	9.203
4. Ben Leard	1999	157	1423	9.064
5. Nick Marshall	2014	293	2532	8.642
6. Jarrett Stidham	2017	370	3158	8.535
7. Nick Marshall	2013	239	1976	8.268
8. Dameyune Craig	1997	403	3277	8.132
9. Brandon Cox	2006	271	2198	8.111
10. Sean White	2016	208	1679	8.072

## Pass Completions

Player	Year	Att	Yards	Comp
1. Jarrett Stidham	2017	370	3158	246
2. Jarrett Stidham	2018	369	2794	224
3. Dameyune Craig	1997	403	3277	216
4. Patrick Nix	1995	331	2574	201
5. Chris Todd	2009	328	2612	198
6. Ben Leard	2000	319	2158	193
7. Brandon Cox	2007	316	2080	188
Jason Campbell	2004	270	2700	188
9. Cam Newton	2010	280	2854	185
10. Jason Campbell	2003	293	2267	181

# Single Season Leaders

## Pass Completions Per Game

Player	Year	Comp	Games	Comp/Gm
1. Patrick Nix	1995	201	11	18.273
2. Dameyune Craig	1997	216	12	18.000
3. Jeff Burger	1987	178	10	17.800
4. Jarrett Stidham	2017	246	14	17.571
5. Jarrett Stidham	2018	224	13	17.231
6. Pat Sullivan	1970	167	10	16.700
7. Stan White	1990	180	11	16.364
8. Pat Sullivan	1971	162	10	16.200
9. Brandon Cox	2005	177	11	16.091
10. Ben Leard	2000	193	12	16.083

## Completion Percentage (Min. 100 Attempts)

Player	Year	Att	Comp	Pct
1. Ben Leard	1999	157	111	.707
2. Jason Campbell	2004	270	188	.696
3. Jeff Burger	1987	267	178	.667
4. Jarrett Stidham	2017	246	370	.665
5. Cam Newton	2010	280	185	.661
6. Sean White	2016	208	133	.639
7. Jason Campbell	2002	149	94	.631
8. Jason Campbell	2001	142	89	.627
9. Jason Campbell	2003	293	181	.618
10. Clint Moseley	2011	108	66	.611
11. Nick Marshall	2014	293	178	.608
12. Patrick Nix	1995	331	201	.607
Jarrett Stidham	2018	369	224	.607

## Yards Per Completion (Min. 75 completions)

Player	Year	Comp	Yards	Yds/Comp
1. Pat Washington	1984	77	1202	15.610
2. Pat Sullivan	1970	167	2586	15.485
3. Cam Newton	2010	185	2854	15.427
4. Loran Carter	1967	86	1307	15.198
5. Dameyune Craig	1997	216	3277	15.171
6. Daniel Cobb	2002	80	1175	14.689
7. Jason Campbell	2004	188	2700	14.362
8. Nick Marshall	2014	178	2532	14.275
9. Phil Gargis	1976	80	1118	13.975
10. Nick Marshall	2013	142	1976	13.915
11. Gabe Gross	1998	88	1222	13.886
12. Pat Sullivan	1969	123	1686	13.707

## Touchdown Passes

Player	Year	Att	Comp	Yards	TD
1. Cam Newton	2010	280	185	2854	30
2. Chris Todd	2009	328	198	2612	22
3. Nick Marshall	2014	293	178	2532	20
Jason Campbell	2004	270	188	2700	20
Pat Sullivan	1971	281	162	2012	20
6. Dameyune Craig	1997	403	216	3277	18
Jarrett Stidham	2017	370	246	3158	18
Jarrett Stidham	2018	369	224	2794	18
9. Pat Sullivan	1970	281	167	2586	17
10. Dameyune Craig	1996	310	169	2296	16
Pat Sullivan	1969	257	123	1686	16
12. Brandon Cox	2005	306	177	2324	15
Patrick Nix	1995	331	201	2574	15

## Touchdown Passes Per Game

Player	Year	TD	Games	TD/Gm
1. Cam Newton	2010	30	14	2.14
2. Pat Sullivan	1971	20	10	2.00
3. Ben Leard	1999	12	7	1.71
4. Pat Sullivan	1970	17	10	1.70
5. Chris Todd	2009	22	13	1.69
6. Pat Sullivan	1969	16	10	1.60
7. Nick Marshall	2014	20	13	1.54
Jason Campbell	2004	20	13	1.54
8. Dameyune Craig	1997	18	12	1.50
9. Dameyune Craig	1996	16	11	1.45
10. Loran Carter	1968	14	10	1.40

## Interceptions Thrown

Player	Year	Att	TD	Int
1. Loran Carter	1968	248	14	21
2. Loran Carter	1967	178	9	17
3. Stan White	1992	305	5	16
Dudley Spence	1952	135	8	16
5. Alex Bowden	1965	127	9	15
6. Stan White	1991	317	8	14
Stan White	1990	338	14	14
8. Brandon Cox	2007	316	9	13
Dameyune Craig	1997	403	18	13
Phil Gargis	1976	166	7	13

## Highest TD/Interception Ratio (Min. 150 Att.)

Player	Year	TD	Int	Ratio
1. Ben Leard	1999	12	1	12.000
2. Cam Newton	2010	30	7	4.286
3. Chris Todd	2009	22	6	3.667
4. Jarrett Stidham	2018	18	5	3.600
5. Randy Campbell	1982	7	2	3.500
6. Sean White	2016	9	3	3.000
Jarrett Stidham	2017	18	6	3.000
8. Nick Marshall	2014	20	7	2.857
Jason Campbell	2004	20	7	2.857
10. Nick Marshall	2013	14	6	2.333

## Passing Efficiency (Min. 100 Attempts)

Player	Year	Comp	Att	Pct	Yards	TD	Int	Rating
1. Cam Newton	2010	185	280	.661	2854	30	7	182.05
2. Jason Campbell	2004	188	270	.696	2700	20	7	172.89
3. Ben Leard	1999	111	157	.707	1423	12	1	170.78
4. Sean White	2016	133	208	.639	1679	9	3	152.60
5. Nick Marshall	2014	178	293	.608	2532	20	7	151.09
6. Jarrett Stidham	2017	246	370	.665	3158	18	6	150.99
7. Jason Campbell	2002	94	149	.631	1215	11	5	149.23
8. Pat Sullivan	1970	167	281	.594	2586	17	12	148.16
9. Chris Todd	2009	198	328	.604	2612	22	6	145.73
10. Nick Marshall	2013	142	239	.594	1976	14	6	143.17
11. Jeff Burger	1987	178	267	.667	2066	13	9	140.99
12. Brandon Cox	2006	163	271	.601	2198	14	9	138.68



# Single Season Leaders

## Punting

### Punts

Player	Year	Yards	Avg	No
1. Roger Pruett	1973	3086	39.0	79
2. Connie Frederick	1968	2933	37.6	78
3. Steven Clark	2011	2941	40.8	72
David Beverly	1972	2878	40.0	72
5. Jeremy Zills	1998	2846	40.1	71
6. Steven Clark	2012	2783	39.8	70
Clinton Durst	2008	2947	42.1	70
Lewis Colbert	1982	2841	40.6	70
9. Skip Johnston	1978	2857	42.6	67
10. Terry Daniel	1992	2771	42.6	65
Alan Bollinger	1981	2752	42.3	65
Damon Duval	2000	2811	43.2	65

### Punting Yards

Player	Year	No	Avg	Yards
1. Roger Pruett	1973	79	39.0	3086
2. Clinton Durst	2008	70	42.1	2947
3. Steven Clark	2011	72	40.8	2941
4. Connie Frederick	1968	78	37.6	2933
5. David Beverly	1972	72	40.0	2878
6. Skip Johnston	1978	67	42.6	2857
7. Jeremy Zills	1998	71	40.1	2846
8. Lewis Colbert	1982	70	40.6	2841
9. Damon Duval	2000	65	43.2	2811
10. Steven Clark	2012	70	39.8	2783

### Punting Average (min. 35 punts)

Player	Year	No	Yards	Avg
1. Terry Daniel	1993	51	2393	46.92
2. Lewis Colbert	1985	57	2610	45.79
3. Kody Bliss	2006	47	2149	45.72
4. Kody Bliss	2005	44	1975	44.89
5. Terry Daniel	1994	53	2358	44.49
6. Arryn Siposs	2018	56	2476	44.21
7. Brian Shulman	1986	49	2161	44.10
8. Damon Duval	2001	51	2244	44.00
9. Damon Duval	2002	54	2344	43.41
10. Damon Duval	2000	65	2811	43.25

## Receiving

### Pass Receptions

Player	Year	Yards	Avg	Rec
1. Ryan Davis	2017	815	9.70	84
2. Ryan Davis	2018	546	7.91	69
3. Darvin Adams	2009	997	16.62	60
4. Willie Gosha	1995	811	13.98	58
Frank Sanders	1994	910	15.69	58
6. Ronney Daniels	1999	1068	19.07	56
7. Terry Beasley	1971	846	15.38	55
8. Courtney Taylor	2006	704	13.04	54
9. Karsten Bailey	1997	840	15.85	53
10. Darvin Adams	2010	963	18.52	52
Rodgeriquis Smith	2007	705	13.56	52
Terry Beasley	1970	1051	20.21	52

### Receiving Yardage

Player	Year	Rec	Yards
1. Ronney Daniels	1999	56	1068
2. Terry Beasley	1970	52	1051
3. Darvin Adams	2009	60	997
4. Darvin Adams	2010	52	963
5. Frank Sanders	1994	58	910
6. Tyrone Goodson	1997	48	906
7. Sammie Coates	2013	42	902
8. Terry Beasley	1971	55	846
9. Frank Sanders	1993	48	842
10. Karsten Bailey	1997	53	840
11. Ryan Davis	2017	84	815
12. Freddy Weygand	1984	32	796

### Touchdown Receptions

Player	Year	Rec	TD
1. Terry Beasley	1971	55	12
2. Terry Beasley	1970	52	11
3. Darvin Adams	2009	60	10
4. Ronney Daniels	1999	56	9
Byron Franklin	1980	32	9
6. Emory Blake	2010	33	8
7. Sammie Coates	2013	42	7
Philip Lutzenkirchen	2011	24	7
Darvin Adams	2010	52	7
Ben Obomanu	2004	25	7
Karsten Bailey	1998	43	7
Karsten Bailey	1997	53	7
Frank Sanders	1994	58	7
Greg Taylor	1990	46	7
Dick Schmalz	1971	44	7
Tim Christian	1968	47	7

### Yards Per Reception (min. 20 Receptions)

Player	Year	Rec	Yards	Yds/Rec
1. Freddy Weygand	1984	32	796	24.88
2. Alexander Wright	1989	30	714	23.80
3. Alvin Bresler	1970	23	530	23.04
4. Darius Slayton	2017	29	643	22.17
5. Sammie Coates	2014	34	741	21.79
6. Sammie Coates	2013	42	902	21.47
7. Devin Aromashodu	2004	24	513	21.38
8. Lawyer Tillman	1986	35	730	20.86
9. Seth Williams	2018	26	534	20.54
10. Terry Beasley	1970	52	1051	20.21
11. Will Hastings	2017	26	525	20.19
12. Chris Woods	1982	21	406	19.33

# Single Season Leaders

## Receiving, Tight Ends

### Receiving Yardage

Player	Year	Rec	Avg	Yards
1. Fred Baxter	1991	28	13.96	391
2. Robert Johnson	2002	28	12.43	348
3. Cooper Wallace	2004	19	15.90	302
4. Andy Fuller	1995	15	17.13	257
5. Philip Lutzenkirchen	2011	24	9.92	238
6. Robert Johnson	2001	17	13.24	225
7. Andy Fuller	1994	14	15.07	211
Victor Hall	1991	19	11.11	211
9. Cooper Wallace	2003	16	13.06	209
10. Tommy Trott	2008	20	10.05	201

### Receptions

Player	Year	Yards	Avg	Rec
1. Robert Johnson	2002	348	12.43	28
Fred Baxter	1991	391	13.96	28
3. Philip Lutzenkirchen	2011	238	9.92	24
4. Walter Reeves	1987	174	7.57	23
5. Robby Robinett	1971	170	8.10	21
6. Tommy Trott	2008	201	10.05	20
Cooper Wallace	2005	195	9.75	20
8. Cooper Wallace	2004	302	15.90	19
Victor Hall	1991	211	11.11	19
Victor Hall	1989	190	10.00	19

### Receiving Touchdowns

Player	Year	Rec	Yards	Avg	TD
1. Philip Lutzenkirchen	2011	24	238	9.92	7
Philip Lutzenkirchen	2010	15	185	12.33	5
3. Robert Johnson	2002	28	348	12.43	4
Andy Fuller	1995	15	257	17.13	4
5. C.J. Uzomah	2014	11	145	13.18	3
C.J. Uzomah	2013	11	154	14.0	3
Robert Johnson	2001	17	225	13.24	3
Robert Johnson	2000	12	168	14.00	3
Mike Edwards	1981	9	186	20.67	3
Dick Hayley	1976	7	67	9.57	3

## Receiving, Running Backs

### Receptions

Player	Year	Yards	Avg	Rec
1. Mario Fannin	2009	413	9.83	42
2. Ronnie Brown	2004	313	9.21	34
Mickey Zofko	1970	443	13.03	34
4. Onterio McCalebb	2011	344	10.75	32
5. Harold Morrow	1995	262	8.45	31
6. Tony Richardson	1993	273	9.75	28
7. James Joseph	1989	227	8.73	26
8. Kerryon Johnson	2017	194	8.08	24
9. James Joseph	1990	234	10.64	22
Wallace Clark	1970	211	9.59	22

### Receiving Yards

Player	Year	Rec	Avg	Yards
1. Mickey Zofko	1970	34	13.03	443
2. Mario Fannin	2009	42	9.83	413
3. Onterio McCalebb	2011	32	10.75	344
4. Ronnie Brown	2004	34	9.21	313
5. Carnell Williams	2004	19	15.90	302
6. Tony Richardson	1993	28	9.75	273
7. Harold Morrow	1995	31	8.45	262
8. Carl Stewart	2006	13	18.39	239
9. James Joseph	1990	22	10.64	234
10. James Joseph	1989	26	8.73	227

### Receiving Touchdowns

Player	Year	Rec	Yards	Avg	TD
1. Mario Fannin	2009	42	415	9.83	3
Stephen Davis	1995	10	128	12.80	3
Mickey Zofko	1970	34	443	13.03	3
4. Ja'Tarvious Whitlow	2018	15	173	11.53	2
Kerryon Johnson	2017	24	194	8.08	2
Onterio McCalebb	2011	32	344	10.75	2
Mario Fannin	2010	17	173	10.18	2
Mario Fannin	2008	20	223	11.15	2
Mario Fannin	2007	18	176	9.78	2
Carl Stewart	2006	13	239	18.39	2
Brandon Johnson	2002	3	43	14.33	2
Fred Beasley	1997	16	225	14.06	2
Markeith Cooper	1996	13	156	12.00	2
Harold Morrow	1994	15	171	11.40	2
Tony Richardson	1993	28	273	9.75	2
Victor Harris	1987	18	152	8.44	2
Kyle Collins	1985	4	7	1.75	2
Bo Jackson	1983	13	73	5.62	2
James Brooks	1979	3	15	5.00	2

# Single Season Leaders

## Rushing

### Rushing Attempts

Player	Year	Yards	Avg	Att
1. Rudi Johnson	2000	1567	4.84	324
2. Tre Mason	2013	1816	5.73	317
3. Cameron Artis-Payne	2014	1608	5.31	303
4. Kerryon Johnson	2017	1391	4.88	285
5. Bo Jackson	1985	1786	6.42	278
6. Cam Newton	2010	1473	5.62	264
7. Ben Tate	2009	1362	5.18	263
8. James Brooks	1980	1314	5.03	261
9. Kenny Irons	2005	1293	5.05	256
10. Joe Cribbs	1978	1205	4.76	253

### Rushing Yardage

Player	Year	Att	Avg	Yards
1. Tre Mason	2013	317	5.73	1816
2. Bo Jackson	1985	278	6.42	1786
3. Cameron Artis-Payne	2014	303	5.31	1608
4. Rudi Johnson	2000	324	4.84	1567
5. Cam Newton	2010	264	5.62	1473
6. Brent Fullwood	1986	167	8.33	1391
7. Kerryon Johnson	2017	285	4.88	1391
8. Ben Tate	2009	263	5.18	1362
9. James Brooks	1980	261	5.03	1314
10. Carnell Williams	2003	241	5.42	1307
11. Kenny Irons	2005	256	5.05	1293
12. Stephen Davis	1994	221	5.71	1263
13. Michael Dyer	2011	242	5.13	1242
14. Kamryn Pettway	2016	209	5.86	1224
15. Bo Jackson	1983	158	7.68	1213
16. James Brooks	1979	163	7.41	1208
17. James Bostic	1993	199	6.06	1205
18. Joe Cribbs	1978	253	4.76	1205
19. Carnell Williams	2004	239	4.87	1165
20. Joe Cribbs	1979	200	5.60	1120
21. Michael Dyer	2010	182	6.01	1093
22. Nick Marshall	2013	172	6.21	1068
23. Stephen Davis	1995	180	5.93	1068
24. Peyton Barber	2015	238	4.27	1017
25. Ronnie Brown	2002	175	5.76	1008
26. Jimmy Sidle	1963	185	5.44	1006
27. Monk Gafford	1942	132	7.61	1004
28. Tre Mason	2012	171	5.86	1002

### Rushing Yardage, Quarterback

Player	Year	Att	Avg	Yards
1. Cam Newton	2010	264	5.58	1473
2. Nick Marshall	2013	172	6.21	1068
3. Jimmy Sidle	1963	185	5.44	1006
4. Nick Marshall	2014	153	5.22	798
5. Travis Tidwell	1946	181	4.27	772
6. Phil Gargis	1974	151	4.55	687
7. Phil Gargis	1975	162	4.06	658
8. Phil Gargis	1976	142	3.75	534
9. Kodi Burns	2008	98	4.19	411
10. Jimmy Sidle	1962	61	6.46	394

### Rushing Yards Per Game

Player	Year	GP	Yards	Yds/Game
1. Bo Jackson	1985	11	1786	162.4
2. Rudi Johnson	2000	12	1567	130.6
3. Tre Mason	2013	14	1816	129.7
4. Brent Fullwood	1986	11	1391	126.5
5. Cameron Artis-Payne	2014	13	1608	123.7
6. Kamryn Pettway	2016	10	1224	122.4
7. Joe Cribbs	1978	10	1205	120.5
8. James Brooks	1980	11	1314	119.5
9. Kerryon Johnson	2017	12	1391	115.9
10. Stephen Davis	1994	11	1263	114.8

## Rushing Touchdowns

Player	Year	Att	Yards	Avg	TD
1. Tre Mason	2013	172	1068	6.21	23
2. Cam Newton	2010	264	1473	5.62	20
3. Kerryon Johnson	2017	285	1391	4.88	18
4. Bo Jackson	1985	278	1786	6.42	17
5. Carnell Williams	2003	241	1307	5.42	17
6. Joe Cribbs	1978	253	1205	4.76	16
7. Stephen Davis	1995	180	1068	5.93	14
8. Joe Cribbs	1979	200	1120	5.60	14
9. Peyton Barber	2015	238	1017	4.27	13
10. Cameron Artis-Payne	2014	303	1608	5.31	13
11. Kenny Irons	2005	256	1293	5.05	13
12. Ronnie Brown	2002	175	1008	5.76	13
13. Rudi Johnson	2000	324	1567	4.84	13
14. Stephen Davis	1994	221	1263	5.71	13
15. Nick Marshall	2013	172	1068	6.21	12
16. Carnell Williams	2004	239	1165	4.87	12
17. James Bostic	1993	199	1205	6.06	12
18. Bo Jackson	1983	158	1213	7.68	12

## Yards Per Carry (Min. 80 attempts)

Player	Year	Yards	Att	Avg
1. Onterrio McCalebb	2010	810	95	8.53
2. Tommy Lorino	1956	692	82	8.44
3. Brent Fullwood	1986	1391	167	8.33
4. Bo Jackson	1983	1213	158	7.68
5. Monk Gafford	1942	1004	132	7.61
6. Brent Fullwood	1985	684	92	7.43
7. James Brooks	1979	1208	163	7.41
8. Fob James	1955	879	123	7.15
9. Lionel James	1982	779	113	6.89
10. Cameron Artis-Payne	2013	610	91	6.70

## Scoring

### Scoring

Player	Year	TD	FG	PAT	Pts
1. Tre Mason	2013	25	0	0	150
2. Daniel Carlson	2016	1	28	44	134
3. Cam Newton	2010	21	0	0	126
4. Daniel Carlson	2017	0	23	57	126
5. Wes Byrum	2010	0	17	72	123
6. Kerryon Johnson	2017	20	0	0	120
7. Daniel Carlson	2014	0	18	57	111
8. Cody Parkey	2013	0	15	66	111
9. Daniel Carlson	2015	0	23	40	109
10. Carnell Williams	2003	17	0	0	102
11. Stephen Davis	1995	17	0	0	102
12. Bo Jackson	1985	17	0	0	102

## Most Points Kicking

Player	Year	FG	PAT	Pts
1. Daniel Carlson	2016	28	44	128
2. Daniel Carlson	2017	23	57	126
3. Wes Byrum	2010	17	72	123
4. Daniel Carlson	2014	18	57	111
5. Cody Parkey	2013	15	66	111
6. Daniel Carlson	2015	23	40	109
7. Wes Byrum	2009	15	54	99
8. John Vaughn	2006	20	34	94
9. Anders Carlson	2018	15	44	89
10. John Vaughn	2004	12	51	87
11. Wes Byrum	2007	17	35	86
12. John Vaughn	2005	12	50	86
13. Scott Etheridge	1992	22	20	86

# Single Season Leaders

## Field Goals Made

Player	Year	Pct	FGA	FGM
1. Daniel Carlson	2016	.875	32	28
2. Daniel Carlson	2015	.852	27	23
Daniel Carlson	2017	.742	31	23
4. Scott Etheridge	1992	.786	28	22
5. John Vaughn	2006	.833	24	20
6. Daniel Carlson	2014	.750	24	18
7. Wes Byrum	2010	.773	22	17
Wes Byrum	2007	.739	23	17
Jim Von Wyl	1990	.773	22	17
10. Damon Duval	2001	.615	26	16
Win Lyle	1989	.842	19	16

## Field Goals Attempted

Player	Year	FGM	Pct	FGA
1. Daniel Carlson	2016	28	.875	32
2. Daniel Carlson	2017	23	.742	31
3. Scott Etheridge	1992	22	.786	28
4. Daniel Carlson	2015	23	.852	27
5. Jim Von Wyl	1991	15	.577	26
Damon Duval	2001	16	.615	26
7. Anders Carlson	2018	15	.600	25
John Riley	1968	12	.480	25
9. Daniel Carlson	2014	18	.750	24
John Vaughn	2006	20	.833	24

## Field Goal Percentage (Min. 10 made)

Player	Year	FGM	FGA	Pct
1. Wes Byrum	2009	15	16	.938
2. Daniel Carlson	2016	28	32	.875
3. Matt Hawkins	1995	13	15	.867
4. Daniel Carlson	2015	23	27	.852
5. Win Lyle	1989	16	19	.842
6. John Vaughn	2006	20	24	.833
Gardner Jett	1970	10	12	.833
8. Jaret Holmes	1997	14	17	.824
9. John Vaughn	2004	12	15	.800
Scott Etheridge	1993	12	15	.800

## PATs Made

Player	Year	Pct	Att	Made
1. Wes Byrum	2010	.986	73	72
2. Cody Parkey	2013	.985	67	66
3. Daniel Carlson	2014	1.000	57	57
Daniel Carlson	2017	1.000	57	57
5. Wes Byrum	2009	1.000	54	54
6. John Vaughn	2004	.981	52	51
7. John Vaughn	2005	1.000	50	50
8. Chris Knapp	1986	1.000	49	49
9. Scott Etheridge	1993	1.000	45	45
10. Anders Carlson	2018	1.000	44	44
Daniel Carlson	2016	1.000	44	44

## PATs Attempted

Player	Year	Made	Pct	Att
1. Wes Byrum	2010	72	.986	73
2. Cody Parkey	2013	66	.985	67
3. Daniel Carlson	2014	57	1.000	57
Daniel Carlson	2017	57	1.000	57
5. Wes Byrum	2009	54	1.000	54
6. John Vaughn	2004	51	.981	52
7. John Vaughn	2005	50	1.000	50
8. Chris Knapp	1986	49	1.000	49
9. John Riley	1969	39	.848	46
10. Jaret Holmes	1996	43	.956	45
Matt Hawkins	1995	42	.933	45
Scott Etheridge	1993	45	1.000	45

## PAT Percentage (Min. 25 made)

Player	Year	Made	Att	Pct
1. Daniel Carlson	2014	57	57	1.000
Daniel Carlson	2017	57	57	1.000
Wes Byrum	2009	54	54	1.000
John Vaughn	2005	50	50	1.000
Chris Knapp	1986	49	49	1.000
Scott Etheridge	1993	45	45	1.000
Anders Carlson	2018	44	44	1.000
Daniel Carlson	2016	44	44	1.000
Damon Duval	2002	40	40	1.000
Daniel Carlson	2015	40	40	1.000
Al Del Greco	1983	36	36	1.000
John Vaughn	2006	34	34	1.000
Damon Duval	2000	34	34	1.000
Win Lyle	1987	32	32	1.000
Damon Duval	2001	28	28	1.000
Cody Parkey	2012	27	27	1.000
John Vaughn	2003	27	27	1.000
Jim Von Wyl	1990	27	27	1.000
Win Lyle	1989	27	27	1.000
Al Del Greco	1980	27	27	1.000
Chris Johnson	1985	25	25	1.000

## Total Offense

### Total Offense

Player	Season	Plays	Rush	Pass	Total
1. Cam Newton	2010	544	1473	2854	4327
2. Nick Marshall	2014	446	798	2532	3330
3. Jarrett Stidham	2017	473	153	3158	3311
4. Dameyune Craig	1997	499	0	3277	3277
5. Nick Marshall	2013	411	1068	1976	3044
6. Pat Sullivan	1970	333	270	2586	2856
7. Jarrett Stidham	2018	441	1	2794	2795
8. Jason Campbell	2004	328	30	2700	2730
9. Patrick Nix	1995	379	64	2574	2638
10. Dameyune Craig	1996	433	207	2296	2503
11. Chris Todd	2009	372	-116	2612	2496
12. Jason Campbell	2003	366	-1	2267	2266
13. Patrick Nix	1994	340	59	2206	2265
14. Reggie Slack	1988	318	-17	2230	2213
15. Brandon Cox	2005	350	-125	2324	2199

### Touchdowns Responsible For (Scored & Pass For)

Player	Season	Scored	Passed	TD
1. Cam Newton	2010	21	30	51
2. Nick Marshall	2014	11	20	31
3. Nick Marshall	2013	12	14	26
Pat Sullivan	1970	9	17	26
5. Tre Mason	2013	24	0	24
Dameyune Craig	1996	8	16	24
7. Jason Campbell	2004	3	20	23
Pat Sullivan	1969	7	16	23
9. Jarrett Stidham	2017	4	18	22
Chris Todd	2009	0	22	22
Dameyune Craig	1997	4	18	22
Pat Sullivan	1971	2	20	22



# Team Single Season Records

## Interceptions

- 34 (1969)
- 25 (1968)
- 24 (1970)
- 22 (2014)
- 22 (1996)
- 22 (1994)
- 22 (1987)
- 22 (1986)
- 22 (1972)
- 21 (1960)
- 21 (2002)

## Passing Yardage

- 3282 (1997)
- 3267 (2017)
- 3086 (2004)
- 3002 (2010)
- 2984 (2014)
- 2892 (2018)
- 2891 (1995)
- 2885 (1970)
- 2589 (2005)
- 2857 (2009)

## Passing Yards/Game

- 288.5 (1970)
- 273.5 (1997)
- 262.8 (1995)
- 237.4 (2004)
- 234.0 (1996)
- 233.4 (2017)
- 229.5 (2014)
- 227.7 (1971)
- 226.6 (1999)
- 223.8 (1990)

## Pass Attempts

- 406 (1997)
- 382 (2018)
- 382 (2017)
- 375 (1995)
- 364 (2009)
- 364 (1990)
- 356 (2007)
- 354 (2000)
- 348 (1996)
- 346 (1999)

## Pass Completions

- 255 (2017)
- 233 (2018)
- 233 (1995)
- 218 (2009)
- 217 (1997)
- 211 (2004)
- 208 (2014)
- 208 (2000)
- 204 (2007)
- 202 (1999)
- 202 (2003)

## Pass Completion Pct.

- 68.5 (2004)
- 66.8 (2017)
- 65.5 (2010)
- 65.4 (1987)
- 62.7 (2014)
- 62.5 (2003)
- 62.1 (1995)
- 61.6 (2016)
- 61.0 (2018)
- 60.7 (2013)

## Passing Touchdowns

- 31 (2010)
- 25 (2009)
- 25 (2004)
- 24 (1971)
- 23 (2014)
- 21 (2018)
- 21 (2017)
- 20 (2013)
- 19 (2005)
- 19 (1996)
- 19 (1995)
- 19 (1999)

## Punting Average

- 46.92 (1993)
- 45.79 (1985)
- 45.72 (2006)
- 44.48 (1994)
- 44.46 (2005)
- 44.10 (1986)
- 43.96 (2018)
- 43.81 (2001)
- 42.64 (1978)
- 42.59 (2000)

## Rushing Attempts

- 729 (2013)
- 673 (1984)
- 652 (2010)
- 647 (1974)
- 645 (2016)
- 644 (1978)
- 642 (2017)
- 625 (1981)
- 620 (1985)
- 610 (1980)

## Rushing Yards

- 4596 (2013)
- 3987 (2010)
- 3527 (2016)
- 3438 (1985)
- 3321 (2014)
- 3279 (1979)
- 3231 (1983)
- 3087 (1974)
- 3086 (1984)
- 3056 (2017)

## Rushing Yards/Game

- 328.3 (2013)
- 312.5 (1985)
- 298.1 (1979)
- 293.4 (1983)
- 284.8 (2010)
- 280.6 (1974)
- 271.3 (2016)
- 257.2 (1984)
- 255.5 (2014)
- 254.9 (1978)

## Rushing Touchdowns

- 48 (2013)
- 41 (2010)
- 36 (1985)
- 35 (1995)
- 35 (1986)
- 34 (2017)
- 33 (2016)
- 33 (1984)
- 32 (2014)
- 32 (2003)
- 32 (2002)

## Total Offensive Plays

- 1024 (2017)
- 1014 (2013)
- 948 (2010)
- 939 (2014)
- 934 (2016)
- 914 (2009)
- 911 (1984)
- 899 (2007)
- 894 (2018)
- 893 (2015)

## Total Offensive Yards

- 7018 (2013)
- 6989 (2010)
- 6323 (2017)
- 6305 (2014)
- 5730 (2016)
- 5613 (2009)
- 5469 (2004)
- 5069 (2018)
- 5049 (1995)
- 5038 (2002)

## Total Offense/Game

- 501.3 (2013)
- 499.2 (2010)
- 485.0 (2014)
- 485.0 (1970)
- 459.0 (1995)
- 451.6 (2017)
- 440.8 (2016)
- 434.3 (1988)
- 431.8 (2009)
- 423.3 (1969)

## Points Scored

- 577 (2010)
- 553 (2013)
- 474 (2017)
- 461 (2014)
- 433 (2009)
- 424 (1995)
- 420 (2004)
- 406 (2016)
- 402 (2018)
- 388 (2002)

## First Downs

- 344 (2010)
- 334 (2013)
- 314 (2014)
- 312 (2017)
- 286 (2016)
- 271 (2004)
- 266 (2009)
- 265 (2018)
- 257 (2005)
- 257 (2015)

## Passing First Downs

- 135 (1995)
- 132 (2014)
- 129 (1997)
- 126 (2010)
- 126 (2017)
- 124 (2004)
- 122 (2005)
- 118 (2009)
- 115 (2018)
- 111 (1990)

## Rushing First Downs

- 229 (2013)
- 211 (1969)
- 208 (1985)
- 202 (2010)
- 173 (2016)
- 172 (2014)
- 161 (2017)
- 158 (1983)
- 157 (1974)
- 152 (1984)

# Team Scoring Records

## Auburn Scoring Highs

Pts	Opponent (Score)	Site	Date
1. 94	Georgia Tech (0)	Atlanta, GA	11/17/1894
2. 92	Mercer (0)	Auburn	10/14/1916
3. 88	Samford (0)	Auburn	10/2/1920
4. 78	Marion (0)	Selma	10/1/1915
78	Samford (0)	Birmingham	10/15/1910
6. 77	Erskine (0)	Auburn	10/1/1932
77	Washington & Lee (0)	Birmingham	11/13/1920
8. 76	UT-Chattanooga (10)	Auburn	9/9/1995
9. 73	ULM (7)	Auburn	11/1/2003
10. 72	Samford (0)	Birmingham	9/30/1922

## Auburn SEC Scoring Highs

Pts	Opponent (Score)	Site	Date
1. 65	Arkansas (43)	Auburn	10/16/2010
2. 63	Florida (14)	Gainesville, FL	10/31/1970
3. 59	Missouri (42)	Atlanta, GA [SEC]	12/7/2013
4. 56	Arkansas (3)	Auburn	10/22/2016
56	South Carolina (17)	Atlanta, GA [SEC]	12/4/2010
56	Vanderbilt (6)	Auburn	10/13/1990
56	Mississippi State (0)	Birmingham	11/7/1970
8. 55	Tennessee (23)	Knoxville, TN	11/9/2013
9. 52	Vanderbilt (35)	Auburn	10/13/1979
52	Mississippi State (13)	Auburn	11/8/1969
52	Arkansas (20)	Fayetteville, AR	10/21/2017
12. 51	Ole Miss (31)	Oxford, MS	10/30/2010
51	Missouri (14)	Columbia, MO	9/23/2017

## Opponent Scoring Highs

Pts	Opponent (AU Score)	Site	Date
1. 68	Georgia Tech (7)	Atlanta, GA	11/29/1917
2. 64	North Carolina (0)	Atlanta, GA	11/23/1892
3. 63	Texas A&M (21)	Auburn	10/27/2012
4. 56	Georgia (49)	Auburn [4 OT]	11/16/1996
5. 55	Alabama (44)	Tuscaloosa	11/29/2014
55	Alabama (0)	Birmingham	12/4/1948
7. 54	Vanderbilt (0)	Nashville, TN	11/4/1905
54	Arkansas (46)	Fayetteville, AR	10/24/2015
9. 52	Alabama (21)	Tuscaloosa	11/24/2018
52	Tulane (0)	New Orleans, LA	11/9/1929
11. 51	Florida (10)	Gainesville, FL	10/19/1996
51	Georgia Tech (0)	Atlanta, GA	11/29/1928

## Opponent SEC Scoring Highs

Pts	Opponent (AU Score)	Site	Date
1. 63	Texas A&M (21)	Auburn	10/27/2012
2. 56	Georgia (49)	Auburn [4 OT]	11/16/1996
3. 55	Alabama (44)	Tuscaloosa	11/29/2014
55	Alabama (0)	Birmingham	12/4/1948
5. 54	Arkansas (46)	Fayetteville, AR	10/24/2015
6. 52	Alabama (21)	Tuscaloosa	11/24/2018
7. 51	Florida (10)	Gainesville, FL	10/19/1996
8. 49	Alabama (0)	Tuscaloosa	11/24/2012
49	Florida (38)	Auburn	10/14/1995
49	Mississippi State (34)	Auburn	11/8/1952
49	Georgia (13)	Columbus, GA	11/18/1944

## Largest Auburn Winning Margins

Margin	Score	Opponent	Site	Date
1. +94	94-0	Georgia Tech	Atlanta, GA	11/17/1894
2. +92	92-0	Mercer	Auburn	10/14/1916
3. +88	88-0	Samford	Auburn	10/2/1920
4. +78	78-0	Marion	Selma	10/1/1915
+78	78-0	Samford	Birmingham	10/15/1910
6. +77	77-0	Erskine	Auburn	10/1/1932
+77	77-0	Washington & Lee	Birmingham	11/13/1920
8. +72	72-0	Samford	Birmingham	9/30/1922
9. +68	68-0	Florida	Auburn	11/3/1917
10. +66	76-10	UT-Chattanooga	Auburn	9/9/1995
+66	73-7	ULM	Auburn	11/1/2003

## Largest Auburn SEC Winning Margins

Margin	Score	Opponent	Site	Date
1. +56	56-0	Miss. State	Birmingham	11/7/1970
2. +53	56-3	Arkansas	Auburn	10/22/2016
3. +50	56-6	Vanderbilt	Auburn	10/13/1990
4. +49	63-14	Florida	Gainesville, FL	10/31/1970
5. +41	48-7	South Carolina	Auburn	10/1/2005
+41	41-0	Ole Miss	Auburn	10/5/1985
+41	44-3	Kentucky	Auburn	10/4/1969
+41	48-7	Kentucky	Auburn	10/7/1967
9. +40	40-0	Alabama	Birmingham	11/30/1957
10. +39	56-17	South Carolina	Atlanta, GA [SEC]	12/4/2010
+39	52-13	Miss. State	Auburn	11/8/1969

## Largest Auburn Losing Margins

Margin	Score	Opponent	Site	Date
1. -64	0-64	North Carolina	Atlanta, GA	11/23/1892
2. -61	7-68	Georgia Tech	Atlanta, GA	11/29/1917
3. -55	0-55	Alabama	Birmingham	12/4/1948
4. -54	0-54	Vanderbilt	Nashville, TN	11/4/1905
5. -52	0-52	Tulane	New Orleans, LA	11/9/1929
6. -51	0-51	Georgia Tech	Atlanta, GA	11/29/1928
7. -49	0-49	Alabama	Tuscaloosa	11/24/2012
8. -47	0-47	Vanderbilt	Montgomery	10/29/1948
-47	0-47	Sewanee	Montgomery	10/31/1903
10. -42	21-63	Texas A&M	Auburn	10/27/2012
-42	0-42	Tennessee	Auburn	9/27/1980

## Largest Auburn SEC Losing Margins

Margin	Score	Opponent	Site	Date
1. -55	0-55	Alabama	Birmingham	12/4/1948
2. -49	0-49	Alabama	Tuscaloosa	11/24/2012
3. -47	0-47	Vanderbilt	Montgomery	10/29/1948
4. -42	21-63	Texas A&M	Auburn	10/27/2012
-42	0-42	Tennessee	Auburn	9/27/1980
6. -41	10-51	Florida	Gainesville, FL	10/19/1996
-41	7-48	Florida	Gainesville, FL	11/3/1990
-41	0-41	Vanderbilt	Nashville, TN	9/30/1950
9. -40	0-40	Tulane	New Orleans, LA	10/25/1947
10. -38	0-38	Georgia	Auburn	11/10/2012
-38	7-45	Georgia	Athens, GA	11/12/2001
-38	0-38	Alabama	Birmingham	12/1/1962

# Team Scoring Records

## Auburn Quarter/Half Scoring Records

### Most Points — First Quarter

- 28 . . . . .Purdue (Music City) 2018
- 28 . . . . .Kansas 1988
- 28 . . . . .Kansas 1987
- 27 . . . . .Chattanooga 2010
- 21 . . . . .27 times, most recently vs. Alabama State, 2018

### Most Points — Second Quarter

- 35 . . . . .New Mexico State 1993
- 31 . . . . .Georgia Tech 1984
- 28 . . . . .UT-Chattanooga 1995
- 28 . . . . .at Wake Forest 1979
- 28 . . . . .Louisiana Tech 1989
- 28 . . . . .NC State 1979
- 28 . . . . .at Tennessee 2013

### Most Points — Third Quarter

- 28 . . . . .at Arkansas 2017
- 23 . . . . .Ole Miss 2009
- 21 . . . . .11 times, most recently vs. Liberty, 2018

### Most Points — Fourth Quarter

- 28 . . . . .Arkansas 2010
- 28 . . . . .Florida State 1985
- 25 . . . . .at Georgia Tech 1971
- 21 . . . . .13 times, most recently vs. Mississippi State, 2017

### Most Points — First Half

- 56 . . . . .Purdue (Music City) 2018
- 49 . . . . .UT-Chattanooga 1995
- 48 . . . . .Chattanooga 2010
- 45 . . . . .Louisiana-Monroe 2003
- 42 . . . . .Furman 2009
- 42 . . . . .Kansas 1988
- 42 . . . . .Fresno State 1996
- 42 . . . . .Vanderbilt 1990
- 42 . . . . .Western Carolina 2013
- 42 . . . . .Alabama State 2018

### Most Points — Second Half

- 42 . . . . .Florida State 1985
- 38 . . . . .Arkansas 2010
- 35 . . . . .New Mexico State 2012
- 35 . . . . .vs. Alabama 1969
- 35 . . . . .at Arkansas 2017
- 31 . . . . .Richmond 1980
- 31 . . . . .Florida State 1974
- 31 . . . . .at Georgia Tech 1971
- 31 . . . . .vs. Missouri (SEC Champ) 2013

### Most Points — Through Three Quarters

- 69 . . . . .UT-Chattanooga 1995
- 66 . . . . .Louisiana-Monroe 2003
- 63 . . . . .Purdue (Music City) 2018
- 56 . . . . .ULM 2016
- 56 . . . . .Chattanooga 2010
- 56 . . . . .Fresno State 1996
- 56 . . . . .at Florida 1970
- 56 . . . . .Vanderbilt 1990
- 56 . . . . .Western Carolina 2013

## Opponent Quarter/Half Scoring Records

### Most Points — First Quarter

- 21 . . . . .at Mississippi State 2014
- 21 . . . . .Texas A&M 2012
- 21 . . . . .at Alabama 2010
- 21 . . . . .Georgia 2010
- 21 . . . . .West Virginia 2009
- 21 . . . . .Arizona 1977
- 21 . . . . .at LSU 2003
- 19 . . . . .LSU 1998
- 19 . . . . .vs. Oklahoma (Sugar) 1971

### Most Points — Second Quarter

- 28 . . . . .at Alabama 2012
- 28 . . . . .vs. Missouri (Sun) 1973
- 27 . . . . .at Florida 1990
- 23 . . . . .Georgia 2006
- 21 . . . . .11 times, most recently Texas A&M, 2014

### Most Points — Third Quarter

- 27 . . . . .vs. Penn State (Outback) 1995
- 24 . . . . .at Mississippi St. 1998
- 21 . . . . .at Alabama 2018
- 21 . . . . .at LSU 2011
- 21 . . . . .vs. Alabama 1976

### Most Points — Fourth Quarter

- 23 . . . . .Idaho 1999
- 22 . . . . .vs. Army (Independence) 1996
- 21 . . . . .nine times, most recently at Alabama, 2014

### Most Points — First Half

- 42 . . . . .Texas A&M 2012
- 42 . . . . .at Alabama 2012
- 35 . . . . .Texas A&M 2014
- 35 . . . . .at Georgia 2011
- 35 . . . . .Florida 1995
- 35 . . . . .at Florida 2000
- 34 . . . . .at Florida 1990
- 31 . . . . .Oklahoma (Sugar) 1971

### Most Points — Second Half

- 35 . . . . .at Alabama 2018
- 34 . . . . .at Alabama 2014
- 34 . . . . .Georgia Tech 1984
- 34 . . . . .vs. Alabama 1977
- 31 . . . . .at Mississippi St. 1998
- 30 . . . . .at Florida 1996

### Most Points — Through Three Quarters

- 56 . . . . .Texas A&M 2012
- 49 . . . . .at Alabama 2012
- 43 . . . . .vs. Penn State (Outback) 1995
- 42 . . . . .Missouri (SEC Champ) 2013
- 42 . . . . .at LSU 2011
- 42 . . . . .Florida 1995
- 41 . . . . .at Florida 1990
- 38 . . . . .at Alabama 2018
- 38 . . . . .at LSU 2015
- 38 . . . . .Texas A&M 2014
- 38 . . . . .Georgia 2012
- 38 . . . . .at LSU 2011

# Single Game Records

## Total Offense

	Yds	Player	Ru-Pa	Opponent	Date
1.	505	Nick Marshall	49-456	at Alabama	11/29/2014
2.	445	Dameyune Craig	75-370	Army (Independence)	12/31/1996
3.	431	Jason Campbell	57-374	Tennessee (SEC Champ)	12/4/2004
4.	422	Patrick Nix	35-387	Arkansas [Little Rock, AR]	10/28/1995
5.	417	Dameyune Craig	57-360	Central Florida	9/27/1997
6.	408	Cam Newton	73-335	South Carolina (SEC Champ)	12/4/2010
	408	Cam Newton	198-210	at Kentucky	10/9/2010
8.	405	Dameyune Craig	50-355	Louisiana Tech	10/11/1997
9.	387	Jarrett Stidham	23-364	Mercer	9/16/2017
10.	386	Pat Sullivan	35-351	Ole Miss (Gator)	1/2/1971
11.	384	Daniel Cobb	3-381	Louisiana Tech	10/20/2001
	384	Ben Leard	(-32)-416	at Georgia	11/13/1999
	384	Pat Sullivan	18-366	at Florida	10/31/1970

## Pass Attempts

	Att	Player	Cmp-Yds	Opponent	Date
1.	58	Stan White	30-338	Tennessee	9/29/1990
2.	54	Dameyune Craig	20-270	Mississippi State	11/1/1997
3.	52	Patrick Nix	34-387	Arkansas [Little Rock, AR]	10/28/1995
4.	51	Patrick Nix	28-319	at Florida	10/15/1994
5.	48	Daniel Cobb	28-381	Louisiana Tech	10/20/2001
6.	46	Jeff Burger	30-265	at Georgia Tech	10/17/1987
7.	45	Jarrett Stidham	28-322	Tennessee	10/13/2018
	45	Gabe Gross	20-245	Georgia	11/14/1998
	45	Dameyune Craig	23-342	at LSU	9/20/1997
	45	Pat Sullivan	20-250	Oklahoma [Sugar]	1/1/1971
11.	44	Brandon Cox	22-342	Georgia Tech	9/3/2005
	44	Dameyune Craig	15-259	Clemson [Peach]	1/2/1998
	44	Pat Sullivan	24-320	at Georgia	11/13/1970

## Pass Completions

	No	Player	Att-Yds	Opponent	Date
1.	34	Patrick Nix	52-387	Arkansas [Little Rock]	10/28/1995
2.	32	Jarrett Stidham	37-364	Mercer	9/16/2017
3.	31	Stan White	43-351	Indiana [Peach]	12/29/1990
4.	30	Stan White	58-338	Tennessee	9/29/1990
	30	Jeff Burger	46-265	at Georgia Tech	10/17/1987
6.	28	Ben Leard	37-397	Michigan [Citrus]	1/1/2001
	28	Dameyune Craig	41-394	at Mississippi State	10/12/1996
	28	Daniel Cobb	48-381	Louisiana Tech	10/20/2001
	28	Patrick Nix	39-372	Ole Miss	9/2/1995
	28	Patrick Nix	51-319	at Florida	10/15/1994
	28	Jarrett Stidham	43-331	vs. UCF [Peach]	1/1/2018
	28	Jarrett Stidham	45-322	Tennessee	10/13/2018
13.	27	Nick Marshall	43-456	at Alabama	11/29/2014
	27	Kodi Burns	43-319	at Ole Miss	11/1/2008
	27	Jason Campbell	35-374	Tennessee [SEC]	12/4/2004
	27	Dameyune Craig	40-360	Central Florida	9/27/1997
	27	Pat Sullivan	43-351	Ole Miss [Gator]	1/2/1971

## Passing Yards

	Yards	Player	Cmp-Att	Opponent	Date
1.	456	Nick Marshall	27-43	at Alabama	11/29/2014
2.	416	Ben Leard	24-32	at Georgia	11/13/1999
3.	394	Ben Leard	28-37	vs. Michigan/Citrus Bowl	1/1/2001
	394	Dameyune Craig	28-41	at Mississippi St.	10/12/1996
5.	387	Patrick Nix	34-52	at Arkansas	10/28/1995
6.	381	Daniel Cobb	28-48	Louisiana Tech	10/20/2001
7.	374	Jason Campbell	27-35	vs. Tennessee/SEC Champ.	12/4/2004
8.	373	Jarrett Stidham	15-21	vs. Purdue/Music City	12/28/2018
9.	372	Patrick Nix	28-39	Ole Miss	9/2/1995
10.	370	Dameyune Craig	24-42	vs. Army/Ind. Bowl	12/31/1996
11.	366	Pat Sullivan	21-27	at Florida	10/31/1970
12.	364	Jarrett Stidham	32-37	Mercer	9/16/2017

## Receiving Yards

	Yds	Player	Rec-TD	Opponent	Date
1.	263	Alexander Wright	5-4	Pacific	9/9/1989
2.	249	Ronney Daniels	9-2	at Georgia	11/13/1999
3.	222	Willie Gosha	17-0	Arkansas (Little Rock, AR)	10/28/1995
4.	217	Darvin Adams	7-2	South Carolina (SEC Champ)	12/4/2010
5.	206	Sammie Coates	5-2	at Alabama	11/29/2014
6.	194	Terry Beasley	9-1	Kentucky	10/2/1971
7.	176	Terry Beasley	7-3	at Florida	10/31/1970
8.	175	Frank Sanders	6-2	at Miss. State	10/8/1994
9.	173	Frank Sanders	6-2	East Carolina	11/5/1994
10.	161	Robert Baker	5-2	at Ole Miss	9/14/1996
11.	160	Freddy Weygand	5-2	Georgia Tech	10/20/1984
	160	Darius Slayton	3-3	Purdue (Music City)	12/28/2018

## Pass Receptions

	No	Player	Yds-TD	Opponent	Date
1.	17	Willie Gosha	222-0	Arkansas (Little Rock)	10/28/1995
2.	13	Ryan Davis	72-0	at Georgia	11/10/2018
3.	12	Darvin Adams	142-0	Northwestern [Outback]	1/1/2010
4.	11	Terry Beasley	100-1	Southern Miss	10/9/1971
	11	Ryan Davis	139-0	Alabama	11/25/2017
6.	10	Ricardo Louis	76-0	Jacksonville State	9/12/2015
	10	Emory Blake	118-1	Arkansas	10/6/2012
	10	Ronney Daniels	143-0	Central Florida	11/6/1999
	10	Willie Gosha	132-1	Army [Shreveport, LA]	12/31/1996
	10	Tyrone Goodson	145-2	at Mississippi State	10/12/1996
	10	Thomas Bailey	117-1	at Florida	10/15/1994
12.	9	Ryan Davis	68-0	Mercer	9/16/2017
	9	D'haquille Williams	154-1	Arkansas	8/30/2014
	9	Rodgeriqus Smith	102-0	at Florida	9/27/2007
	9	Courtney Taylor	103-0	at Mississippi State	9/9/2006
	9	Markeith Cooper	49-0	Ole Miss	9/25/1999
	9	Ronney Daniels	246-2	at Georgia	11/13/1999
	9	Karsten Bailey	114-1	Georgia	11/14/1998
	9	Clifton Robinson	130-0	LSU	9/19/1998
	9	Lawyer Tillman	150-2	Georgia	11/15/1986
	9	Terry Beasley	194-1	Kentucky	10/2/1971
	9	Terry Beasley	131-0	Alabama (B'Ham)	11/28/1970

## Rushing Attempts

	No	Player	Yds	Opponent	Date
1.	46	Tre Mason	304	Missouri (SEC Champ)	12/7/2013
2.	41	Michael Dyer	141	at South Carolina	10/1/2011
	41	Carnell Williams	167	at Georgia	11/10/2001
4.	40	Carnell Williams	202	Syracuse	9/28/2002
5.	39	Kamryn Pettway	169	at Mississippi State	10/8/2016
6.	38	Stacy Danley	172	Georgia	11/12/1988
	38	Bo Jackson	240	Ole Miss	10/5/1985
8.	37	Peyton Barber	120	at Arkansas	10/24/2015
	37	Kenny Irons	179	at Georgia	11/12/2005
	37	Ronnie Brown	184	Penn State (Orlando)	1/1/2003
	37	Rudi Johnson	130	at Alabama	11/18/2000
12.	36	Carnell Williams	185	Tennessee	10/4/2003
	36	Joe Cribbs	159	at Miss. State	11/11/1978
	36	Rudi Johnson	139	LSU	9/16/2000
15.	35	Carnell Williams	150	at Arkansas	10/11/2003
	35	James Joseph	172	Mississippi State	10/28/1989
	35	James Brooks	210	at LSU	10/11/1980

## Rushing Yards by a QB

	Yds	Player	Att-TD	Opponent	Date
1.	222	Travis Tidwell	18-0	Furman	10/5/1946
2.	217	Cam Newton	28-2	LSU	10/23/2010
3.	214	Nick Marshall	14-2	at Tennessee	11/9/2013
	214	Bobby Hunt	16-0	Mississippi State	11/7/1959
5.	198	Cam Newton	28-4	at Kentucky	10/9/2010
6.	188	Cam Newton	25-3	Arkansas	10/6/2010
7.	176	Cam Newton	25-3	South Carolina	9/25/2010
8.	171	Cam Newton	15-2	Arkansas State	9/4/2010
9.	160	Phil Gargis	24-1	Georgia	11/16/1974
10.	158	Kodi Burns	13-2	UT-Martin	11/8/2008



# Single Game Records

## Rushing Yards

	Yds	Player	Att-TD	Opponent	Date
1.	307	Curtis Kuykendall	33-4	at Miami	11/24/1944
2.	304	Tre Mason	46-4	Missouri [SEC Champ]	12/7/2013
3.	290	Bo Jackson	23-4	SW Louisiana	9/7/1985
4.	256	Bo Jackson	20-2	Alabama [B'Ham]	12/3/1983
5.	250	Joe Cribbs	34-2	Georgia	11/18/1978
6.	249	Rudi Johnson	33-4	Louisiana Tech	10/21/2000
7.	246	Stephen Davis	27-3	Arkansas	10/29/1994
8.	242	Bo Jackson	32-1	at Georgia Tech	10/19/1985
9.	240	Bo Jackson	38-2	Ole Miss	10/5/1985
10.	236	Kamryn Pettway	30-1	at Ole Miss	10/29/2016
11.	226	James Brooks	30-3	at Kansas State	9/16/1978
12.	224	Ronnie Brown	33-3	at Ole Miss	11/2/2002
13.	222	Travis Tidwell	18-1	Furman	10/5/1946
14.	221	Cameron Artis-Payne	30-2	Texas A&M	11/8/2014
15.	219	Tommie Agee	24-2	Maryland	11/5/1983
	219	Joe Cribbs	14-3	Vanderbilt	10/13/1979
17.	218	Kenny Irons	27-1	at LSU	10/22/2005
18.	217	Cam Newton	28-2	LSU	10/23/2010
19.	214	Nick Marshall	14-2	at Tennessee	11/9/2013
	214	Bobby Hunt	16-0	Miss. State [B'Ham]	11/7/1959
21.	211	James Bostic	32-2	Arkansas	10/31/1992
22.	210	James Brooks	30-1	at LSU	10/11/1980
23.	207	Brent Fullwood	18-1	Tennessee	9/27/1986
24.	205	Bo Jackson	30-2	Southern Miss	9/14/1985
25.	204	Kerryon Johnson	28-3	Ole Miss	10/7/2017
	204	Carnell Williams	26-2	Alabama	11/22/2003
	204	James Brooks	30-2	Richmond	10/4/1980
28.	202	Carnell Williams	40-2	Syracuse	9/28/2002
29.	200	James Brooks	13-2	at Georgia	11/17/1979
30.	198	Cam Newton	28-4	at Kentucky	10/9/2010

## Total Tackles

	No	Player	U-A	Opponent	Date
1.	26	Kurt Crain	19-7	Georgia	11/15/1986
2.	24	Freddie Smith	9-15	Tennessee [B'Ham]	9/25/1976
3.	23	Mike Pelton	13-10	at Vanderbilt	10/12/1991
	23	Quentin Riggins	10-13	Florida	11/4/1989
	23	Chris Martin	17-6	Alabama [B'Ham]	11/29/1980
	23	Freddie Smith	11-12	Mississippi State	11/5/1977
7.	22	Darrel Crawford	14-8	Alabama	12/2/1989
	22	Freddie Smith	17-5	Mississippi State	11/10/1979
	22	Freddie Smith	14-8	Arizona	9/10/1977
	22	Freddie Smith	17-5	Baylor	9/18/1976

## Solo Tackles

	No	Player	Tackles	Opponent	Date
1.	19	Kurt Crain	26	Georgia	11/15/1986
2.	17	Chris Martin	23	Alabama [B'Ham]	11/29/1980
	17	Freddie Smith	22	Mississippi State	11/10/1979
	17	Bob Harris	17	at Mississippi State	11/11/1978
	17	Freddie Smith	22	Baylor	9/18/1976

## Assisted Tackles

	No	Player	Tackles	Opponent	Date
1.	15	Freddie Smith	24	Tennessee [B'Ham]	9/25/1976
2.	14	Bennie Pierce	19	Alabama [B'Ham]	11/30/1991
3.	13	Bennie Pierce	21	Southern Miss	10/5/1991
	13	Quentin Riggins	23	Florida	11/4/1989
	13	Kurt Crain	18	Florida State	11/7/1987
6.	12	Demetruce McNeal	18	at Mississippi State	9/8/2012
	12	James Willis	18	Georgia	11/17/1990
	12	Darrel Crawford	19	at Tennessee	9/30/1989
	12	Freddie Smith	23	Mississippi State	11/5/1977
	12	Freddie Smith	NA	Ole Miss	10/1/1977

## Quarterback Sacks

	No	Player	Opponent	Date
1.	4.0	Quentin Groves	Kentucky	10/23/2004
	4.0	Tim Cromartie	Southern Miss	9/26/1992
	4.0	Ron Stallworth	Alabama [B'Ham]	11/25/1988
2.	3.5	Stanley McClover	Alabama	11/19/2005
	3.5	Nick Coe	at Ole Miss	10/20/2018
4.	3.0	Quentin Groves	Florida	10/14/2006
	3.0	Reggie Torbor	Ole Miss	11/8/2003
	3.0	Mark Smith	at Arkansas [LR]	10/28/1995
	3.0	Terry Solomon	Western Michigan	10/21/1995
	3.0	Willie Whitehead	at Mississippi State	10/10/1992
	3.0	Craig Ogletree	Ohio State [Hall of Fame]	1/1/1990
	3.0	Craig Ogletree	Mississippi State	10/28/1989
	3.0	Ron Stallworth	Syracuse [Sugar]	1/1/1988
	3.0	Aundray Bruce	at Georgia Tech	10/17/1987
	3.0	Aundray Bruce	Southern Cal [Citrus]	1/1/1987

## Team Rushing Yards

	Yds	Opponent	Site	Date	Additional Stats
1.	565	Louisiana-Lafayette	Auburn	9/7/1985	58 carries, 5 TD
2.	545	Missouri [SEC]	Atlanta, GA	12/7/2013	74 carries, 7 TD
3.	543	Arkansas	Auburn	10/22/2016	57 carries, 7 TD
4.	526	Furman	Auburn	10/5/1946	4 TD
5.	511	Western Carolina	Auburn	10/12/2013	43 carries, 5 TD
6.	462	Arkansas State	Auburn	9/10/2016	62 carries, 3 TD
7.	455	Cincinnati	Auburn	11/10/1984	54 carries, 7 TD
8.	451	Alabama A&M	Auburn	11/19/2016	59 carries, 6 TD
9.	450	Maryland	Auburn	11/5/1983	61 carries, 3 TD
10.	444	Tennessee	Knoxville, TN	11/9/2013	53 carries, 5 TD
11.	440	LSU	Auburn	10/23/2010	52 carries, 3 TD
12.	439	Ole Miss	Auburn	10/5/1985	82 carries, 5 TD
13.	438	Richmond	Auburn	10/4/1980	63 carries, 6 TD
	438	Vanderbilt	Auburn	10/13/1979	45 carries, 6 TD
	438	Georgia	Auburn	11/18/1978	63 carries, 3 TD
16.	435	Wake Forest	Auburn	9/11/1982	57 carries, 4 TD

# Single Game Records

## Team Total Offense (All Games)

	Yds	Opponent	Date	Additional Stats
1.	712	Western Carolina	10/12/2013	511 rush/201 pass (65 plays)
2.	706	Arkansas State	9/10/2016	462 rush/244 pass (85 plays)
3.	695	Louisiana-Lafayette	9/7/1985	565 rush/130 pass (76 plays)
4.	688	ULM	10/1/2016	410 rush/278 pass (84 plays)
5.	680	Kansas	9/17/1988	309 rush/371 pass (66 plays)
6.	677	Missouri (SEC Champ)	12/7/2013	545 rush/132 pass (85 plays)
7.	664	Mississippi State (B'Ham)	11/7/1970	392 rush/272 pass (52 plays)
8.	655	Furman	11/7/2009	282 rush/373 pass (69 plays)
9.	652	Mississippi State	10/7/1995	332 rush/320 pass (87 plays)
10.	632	Arkansas	10/22/2016	543 rush/89 pass (69 plays)
11.	630	at Alabama	11/29/2014	174 rush/456 pass (90 plays)
12.	629	at Arkansas	10/21/2017	345 rush/284 pass (77 plays)
13.	628	Florida Atlantic	10/26/2013	422 rush/206 pass (77 plays)
	628	Chattanooga	11/6/2010	303 rush/325 pass (54 plays)

## Team First Downs

	First Downs	Opponent	Site	Date
1.	39	Ole Miss	Auburn	10/5/1985
2.	37	Western Carolina	Auburn	9/9/2002
3.	36	ULM	Auburn	10/1/2016
4.	33	The Citadel	Auburn	9/25/2004
	33	Mississippi State	Auburn	10/7/1995
6.	32	Arkansas State	Auburn	9/10/2016
	32	Wake Forest	Auburn	9/20/1969

## Team Total Offense (SEC Games)

	Yds	Opponent	Date	Additional Stats
1.	677	Missouri (SEC Champ)	12/7/2013	545 rush/132 pass (85 plays)
2.	664	Mississippi State [B'Ham]	11/7/1970	392 rush/272 pass (52 plays)
3.	652	Mississippi State	10/7/1995	332 rush/320 pass (87 plays)
4.	632	Arkansas	10/22/2016	543 rush/89 pass (69 plays)
5.	630	at Alabama	11/29/2014	174 rush/456 pass (90 plays)
6.	629	at Arkansas	10/21/2017	345 rush/284 pass (77 plays)
7.	615	at Texas A&M	10/19/2013	379 rush/236 pass (85 plays)
8.	606	Ole Miss	10/5/1985	438 rush/168 pass (101 plays)
9.	595	Arkansas	8/30/2014	302 rush/293 pass (70 plays)
10.	589	South Carolina (SEC Champ)	12/4/2010	238 rush/351 pass (71 plays)
	589	Mississippi State	9/12/2009	390 rush/199 pass (83 plays)
	589	Kentucky	11/5/2005	388 rush/201 pass (70 plays)
13.	584	at Kentucky	9/30/1995	285 rush/299 pass (75 plays)
14.	582	Texas A&M	11/8/2014	363 rush/219 pass (80 plays)
15.	572	at Ole Miss	10/30/2010	343 rush/229 pass (71 plays)

## Team Passing Yards

	Yds	Opponent	Site	Date	Additional Stats
1.	456	Alabama	Tuscaloosa	11/29/2014	27-43, 3 TD
2.	442	Florida	Gainesville, FL	10/31/1970	24-34, 4 TD
3.	429	Mississippi State	Starkville, MS	10/12/1996	29-42, 5 TD
4.	416	Georgia	Athens, GA	11/13/1999	24-32, 4 TD
5.	394	Michigan	Orlando, FL	1/1/2001	28-37, 3 TD
6.	387	Arkansas	Little Rock, AR	10/28/1995	34-52, 2 TD
7.	381	Louisiana Tech	Auburn	10/20/2001	28-48, 5 TD
8.	378	Purdue	Nashville, TN	12/28/2018	16-23, 5 TD
9.	374	Tennessee [SEC]	Atlanta, GA	12/04/2004	27-36, 3 TD
10.	373	Furman	Auburn	11/7/2009	27-30, 4 TD
	373	Ole Miss	Auburn	9/2/1995	29-41, 2 TD
12.	371	Kansas	Auburn	9/17/1988	19-27, 4 TD
13.	370	Army [Indy]	Shreveport, LA	12/31/1996	24-42, 2 TD
14.	364	Mercer	Auburn	9/16/2017	32-37, 0 TD
15.	360	Louisiana Tech	Auburn	10/11/1997	21-34, 4 TD
	360	Central Florida	Auburn	9/27/1997	27-40, 2 TD
17.	359	The Citadel	Auburn	9/25/2004	22-32, 0 TD
18.	352	Pacific	Auburn	9/9/1989	16-25, 5 TD
19.	351	South Carolina [SEC]	Atlanta, GA	12/4/2010	18-29, 4 TD
	351	Indiana [Peach]	Atlanta, GA	12/29/1990	31-48, 3 TD
	351	Ole Miss [Gator]	Jacksonville, FL	1/2/1971	27-43, 2 TD

# Freshman Records, Season

## Passing

### Passing Yardage

Player	Year	Att	Comp	Pct	Yards
1. Stan White.....	1990	338	180	.533	2242
2. Gabe Gross.....	1998	197	88	.447	1222
3. Sean White.....	2015	143	83	.580	1166
4. Jason Campbell.....	2001	142	89	.627	1117
5. Jeff Klein.....	1999	169	85	.503	1038
6. Jonathan Wallace.....	2012	80	46	.575	720
7. Jeremy Johnson.....	2013	41	29	.707	422
8. Brandon Cox.....	2004	34	22	.647	257
9. Blake Field.....	2005	31	21	.677	237
10. Reggie Slack.....	1986	25	13	.520	191

### Pass Attempts

Player	Year	Yards	Pct	Comp	Att
1. Stan White.....	1990	2242	.533	180	338
2. Gabe Gross.....	1998	1222	.447	88	197
3. Jeff Klein.....	1999	1038	.503	85	169
4. Sean White.....	2015	1166	.580	83	143
5. Jason Campbell.....	2001	1117	.627	89	142
6. Jonathan Wallace.....	2012	720	.575	46	80
7. Jeremy Johnson.....	2013	422	.707	29	41
8. Ken Hobby.....	1981	163	.343	12	35
9. Brandon Cox.....	2004	257	.647	22	34
10. Blake Field.....	2005	237	.677	21	31

### Pass Completions

Player	Year	Att	Yards	Comp
1. Stan White.....	1990	338	2242	180
2. Jason Campbell.....	2001	142	1117	89
3. Gabe Gross.....	1998	197	1222	88
4. Jeff Klein.....	1999	169	1038	85
5. Sean White.....	2015	143	1166	83
6. Jonathan Wallace.....	2012	80	720	46
7. Jeremy Johnson.....	2013	41	422	29
8. Brandon Cox.....	2004	34	257	22
9. Blake Field.....	2005	31	237	21
10. Dameyune Craig.....	1994	29	185	14

### Completion Percentage (Min. 50 Attempts)

Player	Year	Att	Comp	Pct
1. Jason Campbell.....	2001	142	89	.627
2. Sean White.....	2015	143	83	.580
3. Jonathan Wallace.....	2012	80	46	.575
4. Stan White.....	1990	338	180	.533
5. Jeff Klein.....	1999	169	85	.503
6. Gabe Gross.....	1998	197	88	.447

### Touchdown Passes

Player	Year	Att	Comp	Yards	TD
1. Stan White.....	1990	338	180	2242	14
2. Gabe Gross.....	1998	197	88	1222	7
3. Jeff Klein.....	1999	169	85	1038	6
Jeremy Johnson.....	2013	39	27	393	6
5. Jonathan Wallace.....	2012	80	46	720	4
Brandon Cox.....	2004	34	22	257	4
Jason Campbell.....	2001	142	89	1117	4
8. Blake Field.....	2005	31	21	237	3
9. Kodi Burns.....	2007	26	10	145	2
10. Dameyune Craig.....	1994	29	14	185	1
Patrick Nix.....	1992	11	6	46	1
Jeff Burger.....	1984	13	8	95	1
Sean White.....	2015	143	83	1166	1
Malik Willis.....	2017	7	6	45	1
JaTarvious Whitlow.....	2018	1	1	9	1

### Passing Efficiency (Min. 50 Attempts)

Player	Year	Comp	Att	Pct	Yards	TD	Int	Rating
1. Jonathan Wallace.....	2012	46	80	.575	720	4	4	139.60
2. Jason Campbell.....	2001	89	142	.627	1117	4	4	132.41
3. Sean White.....	2015	83	143	.580	1166	1	4	123.25
3. Stan White.....	1990	180	338	.533	2242	14	14	114.36
4. Jeff Klein.....	1999	85	169	.503	1038	6	9	102.95
5. Gabe Gross.....	1998	88	197	.447	1222	7	12	49.42

## Receiving

### Receiving Yardage

Player	Year	Rec	Avg	Yards
1. Ronney Daniels.....	1999	56	19.1	1068
2. Freddy Weygand.....	1984	32	24.9	796
3. Seth Williams.....	2018	26	20.5	534
4. Courtney Taylor.....	2003	34	11.1	379
5. Robert Baker.....	1995	28	13.2	370
6. Anthony Schwartz.....	2018	22	16.2	357
7. Devin Aromashodu.....	2002	18	16.9	304
8. Darius Slayton.....	2016	15	19.5	292
9. Shayne Wasden.....	1988	16	16.9	271
10. Kyle Davis.....	2016	12	20.7	248
11. Deandre Green.....	2000	23	10.4	240
12. Ben Obomanu.....	2002	17	13.2	224
Eli Stove.....	2016	23	9.7	224
14. Marcus Davis.....	2013	23	9.4	217
15. Joe Frazier.....	1991	16	12.9	207
16. Clifton Robinson.....	1997	15	13.4	201
17. Anthony Mix.....	2002	13	14.9	193
18. Mario Fannin.....	2007	18	9.8	176
19. Travaris Robinson.....	1999	18	9.7	174
20. JaTarvious Whitlow.....	2018	15	11.5	173
21. Robert Johnson.....	2000	12	14.0	168
22. Trovon Reed.....	2011	21	7.8	164
23. Lorenzo Diamond.....	1999	13	12.2	159
24. Markeith Cooper.....	1996	13	12.0	156
25. Errick Lowe.....	1995	12	12.8	153

### Receptions

Player	Year	Yards	Avg	Rec
1. Ronney Daniels.....	1999	1068	19.1	56
2. Courtney Taylor.....	2003	379	11.1	34
3. Freddy Weygand.....	1984	796	24.9	32
4. Robert Baker.....	1995	370	13.2	28
5. Seth Williams.....	2018	534	20.5	26
6. Eli Stove.....	2016	224	9.7	23
Marcus Davis.....	2013	217	9.4	23
Deandre Green.....	2000	240	10.4	23
9. Anthony Schwartz.....	2018	357	16.2	22
10. Trovon Reed.....	2011	164	7.8	21
11. Mario Fannin.....	2007	176	9.8	18
Devin Aromashodu.....	2002	304	16.9	18
Travaris Robinson.....	1999	174	9.7	18
14. Quan Bray.....	2011	93	5.5	17
Ben Obomanu.....	2002	224	13.2	17
16. Rusty Williams.....	1996	123	7.7	16
Joe Frazier.....	1991	207	12.9	16
Shayne Wasden.....	1988	271	16.9	16
Stacy Danley.....	1987	98	6.1	16
20. JaTarvious Whitlow.....	2018	173	11.5	15
Darius Slayton.....	2016	292	19.5	15
Clifton Robinson.....	1997	201	13.4	15
23. Gabe McKenzie.....	2006	137	10.5	13
Anthony Mix.....	2002	193	14.9	13
Carnell Williams.....	2001	140	10.8	13
Lorenzo Diamond.....	1999	159	12.2	13

# Freshman Records, Season

## Receiving Touchdowns

Player	Year	Rec	Yards	Avg	TD
1. Ronney Daniels	1999	56	1068	19.1	9
2. Seth Williams	2018	26	534	20.5	5
3. Ben Obomanu	2002	17	224	13.2	3
Robert Johnson	2000	12	168	14.0	3
Robert Baker	1995	28	370	13.2	3
Freddy Weygand	1984	32	796	24.9	3
7. Anthony Schwartz	2018	22	357	16.2	2
JaTarvious Whitlow	2018	15	173	11.5	2
Kyle Davis	2016	12	248	20.7	2
Sammie Coates	2012	6	114	19.0	2
Mario Fannin	2007	18	176	9.8	2
Tommy Trott	2006	10	94	9.4	2
Cooper Wallace	2002	8	123	15.4	2
Deandre Green	2000	23	271	10.4	2
Markeith Cooper	1996	13	156	12.0	2

11. Onterio McCalebb	2009	547	5.5	99
Stacy Danley	1987	468	5.0	94
13. Darrell Williams	1989	371	4.4	85
14. Mario Fannin	2007	448	5.3	84
Ronnie Brown	2001	330	3.9	84
16. Rusty Williams	1996	439	5.5	80
17. Tre Smith	2002	454	5.8	79
18. Kiehl Frazier	2011	327	4.3	76
19. Shaun Shivers	2018	371	5.3	70
20. Markeith Cooper	1996	351	5.5	64
Secdrick McIntyre	1973	315	4.9	64

## Rushing

### Rushing Yardage

Player	Year	Att	Avg	Yards
1. Michael Dyer*	2010	182	6.0	1,093
2. Bo Jackson*	1982	127	6.5	829
3. JaTarvious Whitlow	2018	150	5.2	787
4. Travis Tidwell	1946	181	4.3	772
5. Joe Frazier	1991	140	4.7	651
6. Carnell Williams*	2001	120	5.1	614
7. Tommy Agee	1983	115	5.3	604
8. Onterio McCalebb*	2009	99	5.5	547
9. Michael Burks	1998	152	3.2	483
10. Chester O'Neal*	1981	107	4.5	480
11. Stacy Danley	1987	94	5.0	468
12. James Brooks	1977	107	4.4	467
13. Tre Smith*	2002	79	5.8	454
14. Mario Fannin	2007	84	5.3	448
15. Rusty Williams*	1996	80	5.5	439
16. Ben Tate*	2006	54	7.3	392
17. Shaun Shivers*	2018	70	5.3	371
Darrell Williams	1989	85	4.4	371
19. Markeith Cooper*	1996	64	5.5	351
20. Brad Lester	2005	52	6.5	339
21. Ronnie Brown	2001	84	3.9	330
22. Kiehl Frazier*	2011	76	4.3	327
23. Kam Martin	2016	44	7.3	320
24. Secdrick McIntyre*	1973	64	4.9	315
25. James Joseph	1986	52	5.1	265
26. Anthony Schwartz*	2018	27	7.8	236
27. Demontray Carter*	1997	56	4.2	233
28. Malik Willis*	2017	16	13.8	221
29. Roc Thomas*	2014	43	5.0	214
30. Tristan Davis	2005	11	19.0	209

\* True Freshmen

### Rushing Attempts

Player	Year	Yards	Avg	Att
1. Michael Dyer	2010	1,093	6.0	182
2. Travis Tidwell	1946	772	4.3	181
3. Michael Burks	1998	483	3.2	152
4. JaTarvious Whitlow	2018	787	5.2	150
5. Joe Frazier	1991	651	4.7	140
6. Bo Jackson	1982	829	6.5	127
7. Carnell Williams	2001	614	5.1	120
8. Tommy Agee	1983	604	5.3	115
9. Chester O'Neal	1981	480	4.5	107
James Brooks	1977	467	4.4	107

### Rushing Touchdowns

Player	Year	Att	Yards	Avg	TD
1. Bo Jackson	1982	127	829	6.5	9
2. Carnell Williams	2001	120	614	5.1	6
JaTarvious Whitlow	2018	150	787	5.2	6
4. Anthony Schwartz	2018	27	211	7.8	5
Michael Dyer	2010	182	1,093	6.0	5
Mario Fannin	2007	84	448	7.3	5
Brad Lester	2005	52	339	6.5	5
Darrell Williams	1989	85	371	4.4	5
Chester O'Neal	1981	107	480	4.5	5
10. Onterio McCalebb	2009	99	547	5.5	4
Rusty Williams	1996	80	439	5.5	4
Joe Frazier	1991	140	651	4.7	4
Tommy Agee	1983	115	604	5.3	4
Secdrick McIntyre	1973	64	315	4.9	4
15. Shaun Shivers	2018	70	371	5.3	3
Kam Martin	2016	44	320	7.3	3
Kerryon Johnson	2015	52	208	4.0	3
Kiehl Frazier	2011	76	327	4.3	3
Kodi Burns	2007	54	203	3.8	3
Ben Tate	2006	54	392	7.3	3
Tre Smith	2002	79	454	5.8	3
Markeith Cooper	1996	64	351	5.5	3
James Joseph	1986	52	265	5.1	3

### Yards Per Carry (Min. 80 attempts)

Player	Year	Yards	Att	Avg
1. Bo Jackson	1982	829	127	6.53
2. Michael Dyer	2010	1,093	182	6.01
3. Onterio McCalebb	2009	547	99	5.53
4. Rusty Williams	1996	439	80	5.49
5. Mario Fannin	2007	448	84	5.33
6. Tommy Agee	1983	604	115	5.25
JaTarvious Whitlow	2018	787	150	5.25
8. Carnell Williams	2001	614	120	5.12
9. Stacy Danley	1987	468	94	4.98
10. Joe Frazier	1991	651	140	4.65



# Freshman Records, Game

## Passing

### Passing Yards

Yds	Player	Cmp-Att	Opponent	Date
1. 351	Stan White	31-48	Indiana [Peach]	12/29/1990
2. 338	Stan White	30-58	Tennessee	9/29/1990
3. 324	Stan White	21-35	Cal. St. Fullerton	9/8/1990
4. 272	Stan White	24-37	Louisiana Tech	10/6/1990
5. 270	Jeff Klein	19-31	Central Florida	11/6/1999
6. 258	Sean White	12-28	Ole Miss	10/31/2015
7. 255	Sean White	17-27	at Kentucky	10/15/2015
8. 254	Sean White	19-32	at Arkansas	10/24/2015
9. 247	Jason Campbell	17-24	at Vanderbilt	9/29/2001
10. 245	Jeff Klein	19-39	Florida	10/16/1999
245	Gabe Gross	20-45	Georgia	11/14/1998
12. 225	Gabe Gross	13-20	Arkansas	10/31/1998
13. 224	Stan White	16-27	at Mississippi State	10/27/1990
14. 215	Stan White	15-30	Georgia	11/17/1990
15. 214	Jason Campbell	16-28	Ball State	9/1/2001

### Pass Attempts

Att	Player	Cmp-Yds	Opponent	Date
1. 58	Stan White	30-338	Tennessee	9/29/1990
2. 48	Stan White	31-351	Indiana [Peach]	12/29/1990
3. 45	Gabe Gross	20-245	Georgia	11/14/1998
4. 39	Jeff Klein	19-245	Florida	10/16/1999
5. 37	Stan White	24-272	Louisiana Tech	10/6/1990
6. 35	Stan White	21-324	Cal. St. Fullerton	9/8/1990
7. 34	Gabe Gross	14-208	vs. Alabama	11/21/1998
8. 32	Sean White	19-254	at Arkansas	10/24/2015
9. 31	Jeff Klein	19-270	Central Florida	11/6/1999
31	Stan White	17-185	vs. Alabama [B-Ham]	12/1/1990
31	Stan White	16-208	Ole Miss [Jackson, MS]	9/15/1990
12. 30	Stan White	15-215	Georgia	11/17/1990

### Pass Completions

No	Player	Att-Yds	Opponent	Date
1. 31	Stan White	48-351	Indiana [Peach]	12/29/1990
2. 30	Stan White	58-338	Tennessee	9/29/1990
3. 24	Stan White	37-272	Louisiana Tech	10/6/1990
4. 21	Stan White	35-324	Cal. St. Fullerton	9/8/1990
5. 20	Gabe Gross	45-245	Georgia	11/14/1998
20	Sean White	28-188	Mississippi State	9/26/2015
7. 19	Jeff Klein	31-270	Central Florida	11/6/1999
19	Jeff Klein	39-245	Florida	10/16/1999
19	Sean White	32-254	at Arkansas	10/24/2015
10. 17	Jason Campbell	24-247	at Vanderbilt	9/29/2001
17	Jeremy Johnson	21-201	vs. Western Carolina	10/12/2013
17	Sean White	27-255	at Kentucky	10/15/2015

## Receiving

### Receiving Yards

Yds	Player	Rec-TD	Opponent	Date
1. 249	Ronney Daniels	9-2	at Georgia	11/13/1999
2. 160	Freddy Weygand	5-2	Georgia Tech	10/20/1984
3. 147	Freddy Weygand	4-0	at Florida State	10/13/1984
4. 143	Ronney Daniels	10-0	Central Florida	11/6/1999
5. 120	Ronney Daniels	2-2	at LSU	9/18/1999
6. 113	Ronney Daniels	4-1	Mississippi State	10/9/1999

### Long Receptions

- 84, Ronney Daniels at LSU (9/18/1999)
- 78, Ronney Daniels at Georgia (11/13/1999)
- 78, Joe Frazier at Tennessee (9/28/1991)

## Rushing

### Rushing Attempts

No	Player	Yds	Opponent	Date
1. 41	Carnell Williams	167	at Georgia	11/10/2001
2. 26	Ben Tate	156	Tulane	10/21/2006
26	Darrell Williams	128	at Georgia	11/18/1989
26	Stacy Danley	157	vs. Alabama	11/27/1987
5. 25	Tre Smith	126	at Alabama	11/23/2002
6. 24	Tommie Agee	219	Maryland	11/5/1983
7. 23	Michael Dyer	100	South Carolina	9/25/2010
8. 22	Ja'Tarvious Whitlow	104	LSU	9/15/2018
22	Michael Dyer	143	Oregon [BCS Championship]	1/10/2011
22	Onterio McCalebb	148	Louisiana Tech	9/5/2009

### Rushing Yards

Yds	Player	Att-TD	Opponent	Date
1. 222	Travis Tidwell	18	Furman	10/5/1946
2. 219	Tommie Agee	24-2	Maryland	11/5/1983
3. 180	Michael Dyer	21-1	at Ole Miss	10/30/2010
4. 177	Carnell Williams	19-1	at Arkansas	10/27/2001
5. 176	Kam Martin	21-2	Alabama A&M	11/19/2016
6. 170	Ja'Tarvious Whitlow	19-0	at Ole Miss	10/20/2018
7. 167	Carnell Williams	41-2	at Georgia	11/10/2001
8. 162	Tristan Davis	11-1	at Kentucky	11/5/2005
9. 157	Stacy Danley	26-0	vs. Alabama	11/27/1987
10. 156	Ben Tate	26-1	Tulane	10/21/2006
11. 148	Onterio McCalebb	22-1	Louisiana Tech	9/5/2009
12. 143	Michael Dyer	22-0	Oregon [BCS Championship]	1/10/2011
13. 140	Travis Tidwell		Florida	11/30/1946
14. 128	Darrell Williams	26-1	at Georgia	11/18/1989
15. 126	Tre Smith	25-0	at Alabama	11/23/2002
16. 123	Bo Jackson	10-2	Wake Forest	9/11/1982
17. 122	Ja'Tarvious Whitlow	14-0	Alabama State	9/8/2018
18. 119	Ron O'Neal	14-1	Wake Forest	9/19/1981
19. 117	Shaun Shivers	13-1	Alabama State	9/8/2018
117	Sedrick McIntyre	20-3	Mississippi State	11/10/1973
21. 114	Onterio McCalebb	16-1	Mississippi State	9/12/2009
114	Ben Tate	7-2	Buffalo	9/23/2006
114	James Joseph	16-2	Western Carolina	10/4/1986
114	Bo Jackson	17-1	vs. Alabama	11/27/1982
114	Bo Jackson	15-1	Rutgers	11/6/1982
26. 112	James Brooks	12-0	Tennessee	9/24/1977
27. 111	Bo Jackson	18-0	Kentucky	10/9/1982
28. 110	Markeith Cooper	8-1	Fresno State	9/7/1996
110	Bo Jackson	17-1	Tennessee	9/25/1982
30. 109	Ron O'Neal	21-0	Tennessee	9/26/1981
31. 106	Darrell Williams	17-2	Louisiana Tech	11/11/1989
106	Harry Mose	16-1	Mississippi State	10/24/1987
33. 104	Ja'Tarvious Whitlow	22-1	LSU	9/15/2018
34. 101	Bobby Freeman		Wofford	10/5/1951
35. 100	Michael Dyer	15-0	LSU	10/23/2010
100	Michael Dyer	23-0	South Carolina	9/25/2010

### Long Runs

- 80, Travis Tidwell vs. Furman (11/24/1946)
- 79, Bobby Freeman vs. Wofford (10/5/1951)
- 78, Eli Stove vs. Arkansas (10/22/2016)
- 75, Tristan Davis at Kentucky (11/5/2005)
- 70, Brad Lester vs. Ball State (9/17/2005)
- 67, Mario Fannin vs. New Mexico State (9/22/2007)
- 67, Malik Willis vs. Mississippi State (9/30/2017)
- 63, Tony Richardson vs. Southern Miss (11/10/1990)
- 62, Onterio McCalebb vs. Ball State (9/26/2009)
- 62, Markeith Cooper vs. Fresno St. (9/7/1996)
- 62, Malik Willis vs. ULM (11/18/2017) [No TD]
- 59, Joe Frazier vs. Ole Miss (9/14/1991)
- 55, Carnell Williams at Arkansas (10/27/2001)
- 54, Ron O'Neal vs. Wake Forest (9/19/1981)
- 54, Ja'Tarvious Whitlow at Ole Miss (10/20/2018) [No TD]
- 53, Bo Jackson vs. Alabama (11/27/1982) [No TD]

# Individual Game Highs

## Auburn's 200-yard Passing Games

456, Nick Marshall at Alabama (11/29/2014); 27-43, 3 TD, 1 int  
416, Ben Leard at Georgia (11/13/1999); 24-32, 4 TD  
394, Ben Leard vs. Michigan (1/1/2001, Citrus); 28-37, 3 TD  
394, Dameyune Craig at Miss. State (10/12/1996); 28-41, 4 TD  
387, Patrick Nix at Arkansas (10/28/1995); 34-52, 2 TD, 2 int  
381, Daniel Cobb vs. La Tech (10/20/2001); 28-48, 5 TD, 4 int  
374, Jason Campbell vs. Tennessee (12/4/2004, SEC Champ); 27-35, 3 TD, 1 int  
373, Jarrett Stidham vs. Purdue (12/28/2018, Music City); 15-21, 5 TD  
372, Patrick Nix vs. Ole Miss (9/2/1995); 28-39, 1 TD  
370, Dameyune Craig vs. Army (12/31/1996, Indy); 24-42, 2 TD, 1 int  
366, Pat Sullivan at Florida (10/31/1970); 21-27, 4 TD  
364, Jarrett Stidham vs. Mercer (9/16/2017); 32-37, 1 int  
360, Dameyune Craig vs. Central Fla. (9/27/1997); 27-40, 2 TD, 1 int  
355, Dameyune Craig vs. La. Tech (10/11/1997); 20-32, 4 TD, 3 int  
351, Stan White vs. Indiana (12/29/1990, Peach); 31-43, 1 TD  
351, Pat Sullivan vs. Ole Miss (1/1/1971, Gator); 27-43, 2 TD, 1 int  
342, Brandon Cox vs. Georgia Tech (9/3/2005); 22-44, 2 TD, 4 int  
342, Dameyune Craig at LSU (9/20/1997); 23-45, 2 TD  
339, Nick Marshall vs. Mississippi State (9/14/2013); 23-34, 2 TD, 2 int  
338, Stan White vs. Tennessee (9/29/1990); 30-58, 3 TD, 1 int  
335, Cam Newton vs. South Carolina (12/4/2010, SEC Championship); 17-28, 4 TD  
331, Jarrett Stidham vs. UCF (1/1/2018); 28-43, 1 TD, 2 int  
324, Stan White vs. Cal State Fullerton (9/8/1990); 21-35, 4 TD  
322, Jarrett Stidham vs. Tennessee (10/13/2018); 28-45, 2 TD, 2 int  
321, Dameyune Craig at South Carolina (10/4/1997); 24-39, 2 TD, 1 int  
320, Pat Sullivan vs. Georgia (11/14/1970); 24-44, 0 TD, 2 int  
319, Kodi Burns at Ole Miss (11/1/2008); 27-43, 0 TD, 3 int  
319, Patrick Nix at Florida (10/15/1994); 28-51, 3 TD  
317, Cam Newton vs. Chattanooga (11/6/2010); 15-21, 4 TD  
317, Pat Sullivan vs. Alabama (11/28/1970); 22-38, 1 TD, 1 int  
314, Stan White at Ole Miss (9/5/1992); 16-39, 1 TD, 4 int  
312, Pat Sullivan vs. Georgia Tech (10/17/1970); 16-29, 3 TD, 1 int  
311, Patrick Nix at Miss. State (10/8/1994); 16-23, 3 TD, 1 int  
304, Ben Leard at LSU (9/18/1999); 16-23, 3 TD  
297, Jason Campbell vs. Arkansas (10/16/2004); 17-19, 3 TD  
290, Dameyune Craig vs. Georgia (11/16/1996); 22-35, 3 TD  
290, Reggie Slack vs. Kansas (9/17/1988); 12-16, 4 TD  
287, Chris Todd vs. Ball State (9/26/2009); 19-26, 5 TD  
285, Ben Leard vs. LSU (9/19/1998); 21-38, 2 TD, 2 int  
285, Reggie Slack at Tennessee (9/30/1989); 18-40, 1 TD, 1 int  
284, Chris Todd vs. West Virginia (9/19/2009); 16-31, 4 TD, 1 int  
282, Stan White at LSU (9/18/1993); 20-28, 1 TD  
282, Jeff Burger vs. Vanderbilt (10/10/1987); 14-18, 2 TD  
281, Pat Sullivan at Georgia Tech (10/16/1971); 26-34, 3 TD, 1 int  
279, Brandon Cox at Georgia (11/12/2005); 16-28, 0 TD, 1 int  
274, Patrick Nix vs. Miss. State (10/7/1995); 23-28; 2 TD, 1 int  
274, Reggie Slack vs. Alabama (12/2/1989); 14-26, 0 TD, 1 int  
274, Loran Carter vs. Miami (10/26/1968); 15-28, 3 TD, 3 int  
273, Jarrett Stidham vs. Washington (9/1/2018); 26-36, 1 TD  
272, Stan White vs. Louisiana Tech (10/6/1990); 24-37, 0 TD  
272, Reggie Slack vs. Southern Miss (11/5/1988); 14-23, 1 TD, 1 int  
270, Jason Campbell vs. Alabama (11/22/2003); 18-27, 1 TD, 2 int  
270, Dameyune Craig vs. Miss. State (11/1/1997); 20-54, 4 int  
270, Jeff Klein vs. Central Florida (11/6/1999); 19-31, 2 TD, 2 int  
269, Jeff Burger vs. Texas (9/5/1987); 16-22, 2 TD  
268, Jarrett Stidham at Texas A&M (11/4/2017); 20-27, 3 TD  
268, Pat Sullivan vs. Tennessee (9/26/1970); 17-31, 1 TD, 2 int  
267, Stan White vs. Florida (10/16/1993); 23-35, 1 TD  
266, Ben Leard vs. Wyoming (8/31/2000); 12-19, 2 TD  
265, Cam Newton vs. Oregon (1/10/2011, BCS Championship); 20-34, 2 TD, 1 int  
265, Jeff Burger at Georgia Tech (10/17/1987); 30-46, 1 TD, 2 int  
264, Jarrett Stidham vs. Mississippi State (9/30/2017); 13-16, 2 TD  
263, Reggie Slack vs. Georgia (11/12/1988); 20-34, 2 TD, 1 int  
262, Dameyune Craig vs. Tennessee (12/6/1997); 14-34, 2 TD  
262, Patrick Nix at Kentucky (9/30/1995); 18-27, 3 TD, 1 int  
261, Barrett Trotter vs. Utah State (9/3/2011); 17-23, 3 TD  
261, Patrick Nix vs. East Carolina (11/5/1994); 15-23, 2 TD  
259, Dameyune Craig vs. Clemson (1/2/1998); 15-44  
259, Patrick Nix vs. Alabama (11/18/1995); 18-36, 2 TD  
258, Sean White vs. Ole Miss (10/31/2015); 12-28, 1 TD, 1 int  
258, Stan White vs. Southern Miss (10/5/1991); 23-43, 1 TD, 2 int

256, Chris Todd vs. Furman (11/7/2009); 17-18, 4 TD  
255, Sean White at Kentucky (10/15/2015); 17-27, 0 TD  
255, Chris Todd vs. Louisiana Tech (9/5/2009); 17-26, 2 TD  
254, Sean White at Arkansas (10/24/2015); 19-32, 1 TD  
254, Nick Marshall at Ole Miss (11/1/2014); 15-22, 2 TD, 1 int  
254, Daniel Cobb at Arkansas (10/27/2001); 22-40, 1 TD, 2 int  
253, Brandon Cox at Ole Miss (10/28/2006); 21-34, 1 TD, 1 int  
253, Pat Sullivan vs. Kentucky (10/2/1971); 16-25, 2 TD, 2 int  
252, Jason Campbell at Tennessee (10/2/2004); 16-23, 2 TD, 1 int  
252, Reggie Slack vs. Pacific (9/9/1989); 9-10, 4 TD, 1 int  
251, Brandon Cox vs. Arkansas State (11/4/2006); 12-21, 2 TD, 2 int  
250, Chris Todd vs. LSU (9/20/2008); 17-32, 1 TD, 2 int  
250, Pat Sullivan vs. Oklahoma (1/1/1972, Sugar); 20-44, 1 TD, 1 int  
249, Brandon Cox at Mississippi State (9/9/2006); 18-27, 2 TD, 0 int  
249, Dameyune Craig at Ole Miss (9/14/1996); 13-25, 3 TD, 1 int  
248, Chris Todd vs. Southern Miss (9/6/2008); 21-31  
248, Dameyune Craig vs. Northeast La. (11/9/1996); 17-32, 1 TD, 1 int  
248, Stan White vs. New Mexico State (11/6/1993); 23-30, 3 TD  
248, Pat Sullivan at Georgia (11/13/1971); 14-24, 4 TD  
247, Sean White at Ole Miss (10/29/2016); 15-22, 1 TD  
247, Jason Campbell at Vanderbilt (9/29/2001); 17-24, 1 TD  
247, Dameyune Craig at Virginia (9/4/1997); 12-19, 2 TD, 1 int  
247, Patrick Nix at Alabama (11/19/1994); 23-42, 0 TD, 1 int  
246, Bobby Freeman vs. Tulane (10/30/1954); 11-17, 2 TD, 2 int  
245, Jarrett Stidham vs. Southern Miss (9/29/2018); 19-33, 2 TD  
245, Cam Newton vs. Louisiana-Monroe (10/2/2010); 14-19, 3 TD, 1 int  
245, Brandon Cox vs. South Carolina (10/1/2005); 19-29, 1 TD  
245, Jeff Klein vs. Florida (10/16/1999); 19-39, 2 TD, 2 int  
245, Gabe Gross vs. Georgia (11/14/1998); 20-45, 1 TD, 3 int  
245, Dameyune Craig vs. Ole Miss (9/13/1997); 19-29, 1 TD  
245, Jeff Burger vs. UT-Chatt. (9/6/1986); 16-25, 3 TD, 2 int  
244, Dameyune Craig at Arkansas (10/25/1997); 13-25, 1 TD  
244, Sean White vs. Arkansas State (9/10/2016); 17-23, 3 TD  
243, Jeremy Johnson vs. Arkansas (8/30/2014); 12-16, 2 TD  
241, Mike Mann vs. Georgia Tech (10/20/1984); 11-17, 2 TD, 1 int  
241, Pat Sullivan vs. Florida (10/30/1971); 15-30, 2 TD, 1 int  
241, Pat Sullivan vs. Southern Miss (9/19/1970); 15-24, 3 TD  
240, Ben Leard vs. Arkansas (10/28/2000); 19-30, 1 TD  
239, Jarrett Stidham vs. Texas A&M (11/3/2018); 18-29, 2 TD  
239, Sean White vs. ULM (10/1/2016); 14-17, 2 TD  
238, Chris Todd at Georgia (11/14/2009); 20-28, 2 TD, 2 int  
238, Pat Sullivan vs. Southern Miss (10/9/1971); 23-39, 3 TD, 1 int  
237, Jarrett Stidham vs. Alabama (11/25/2017); 21-28  
237, Ben Leard vs. Alabama (11/20/1999); 26-39, 2 TD, 1 int  
236, Jeremy Johnson vs. Jacksonville State (9/12/2015); 21-32, 2 TD, 2 int  
236, Nick Marshall at Texas A&M (10/19/2013); 11-23, 2 TD  
236, Stan White vs. Ga. Southern (8/31/1991); 14-27, 2 TD, 1 int  
235, Jarrett Stidham vs. ULM (11/18/2017); 18-24, 2 TD, 1 int  
235, Jarrett Stidham vs. Ole Miss (10/7/2017); 14-21, 2 TD  
235, Chris Todd vs. Northwestern (1/1/2010, Outback); 20-31, 1 TD  
234, Jason Campbell at Ole Miss (10/30/2004); 11-22, 1 TD  
234, Sean White vs. LSU (9/24/2016); 19-26,  
233, Jeff Burger vs. Georgia (11/15/1986); 19-36, 1 TD, 3 int  
232, Stan White vs. Alabama (11/30/1991); 13-26, 0 TD, 2 int  
231, Nick Marshall at Kansas State (9/18/2014); 17-31, 2 TD, 1 int  
231, Jason Campbell vs. Ole Miss (11/8/2003); 14-26, 1 TD  
231, Dameyune Craig at Georgia (11/15/1997); 12-19, 1 TD  
230, Reggie Slack at Georgia (11/18/1989); 19-27, 1 TD, 2 int  
229, Nick Marshall vs. Georgia (11/16/2013); 15-26, 1 TD  
229, Brandon Cox vs. Kansas State (9/1/2007); 17-30, 1 TD, 2 int  
229, Reggie Slack vs. North Carolina (10/1/1988); 22-30, 0 TD  
228, Pat Sullivan at Kentucky (10/3/1970); 14-27, 0 TD, 1 int  
227, Brandon Cox at Florida (9/29/2007); 17-26, 0 TD  
226, Pat Washington at Texas (9/15/1984); 14-27, 0 TD, 1 int  
225, Daniel Cobb vs. Arkansas (10/12/2002); 13-23, 1 TD, 2 int  
225, Gabe Gross vs. Arkansas (10/31/1998); 13-20, 2 TD, 2 int  
225, Ben Leard vs. LSU (9/16/2000); 21-30, 2 TD  
224, Nick Marshall at LSU (9/21/2013); 17-33, 0 TD, 2 int  
224, Jason Campbell at Alabama (11/20/2004); 18-24, 1 TD, 1 int  
224, Patrick Nix at Ole Miss (9/3/1994); 18-33, 1 TD  
224, Stan White at Miss. State (10/27/1990); 16-27, 1 TD, 1 int  
224, Reggie Slack vs. Akron (10/15/1988); 18-26, 0 TD, 1 int

# Individual Game Highs

224, Phil Gargis vs. Tennessee (9/25/1976); 10-13, 3 TD  
 224, Loran Carter vs. Mississippi State (11/11/1967); 4 TD, 4 int  
 222, Stan White at Tennessee (9/28/1991); 11-26, 1 TD, 2 int  
 222, Pat Sullivan vs. Mississippi State (11/7/1970); 15-19, 3 TD  
 221, Brandon Cox at LSU (10/22/2005); 16-40, 1 TD  
 221, Pat Sullivan at LSU (10/25/1969); 19-34, 2 TD, 1 int  
 220, Jason Campbell at Vanderbilt (9/13/2003); 12-19, 2 TD  
 220, Reggie Slack vs. Alabama (11/25/1988); 13-26, 0 TD, 1 int  
 220, Reggie Slack vs. Tennessee (9/24/1988); 14-18, 2 TD, 1 int  
 220, Loran Carter at Florida (11/2/1968); 17-30, 3 TD, 1 int  
 220, Jeff Burger vs. Florida (10/31/1987); 18-29, 1 TD  
 219, Nick Marshall vs. Texas A&M (11/8/2014); 15-21, 1 TD  
 219, Patrick Nix vs. Florida (10/14/1995); 15-37; 1 TD, 2 int  
 219, Jeff Burger vs. East Carolina (9/20/1986); 10-18, 2 TD  
 218, Jarrett Stidham at Arkansas (10/21/2017); 19-28, 1 int  
 218, Jarrett Stidham at Missouri (9/23/2017); 13-17, 1 TD  
 218, Chris Todd at Tennessee (10/3/2009); 19-32, 1 TD  
 218, Pat Sullivan vs. Florida (11/1/1969); 22-39, 2 TD  
 217, Nick Marshall vs. Wisconsin (1/1/2015, Outback); 15-22, 2 TD  
 217, Nick Marshall vs. Florida State (1/6/2014, BCS); 14-27, 2 TD, 1 int  
 217, Patrick Nix at Georgia (11/11/1995); 15-27, 1 TD  
 217, Jeff Burger at Georgia (11/14/1987); 22-32, 2 TD, 2 int  
 217, Pat Sullivan vs. LSU (10/24/1970); 17-33, 0 TD, 3 int  
 216, Cam Newton at Alabama (11/26/2010); 13-20, 3 TD  
 215, Jarrett Stidham at Ole Miss (10/20/2018); 13-22, 1 int  
 215, Stan White vs. Georgia (11/14/1992); 16-26, 0 TD, 1 int  
 215, Stan White vs. Georgia (11/17/1990); 15-30, 1 TD, 1 int  
 215, Reggie Slack vs. La Tech (11/11/1989); 13-24, 1 TD, 2 int  
 214, Jarrett Stidham at Mississippi State (10/6/2018); 19-38  
 214, Jarrett Stidham vs. Georgia (11/11/2017); 16-23, 3 TD  
 214, Jason Campbell vs. Ball State (9/1/2001); 16-28, 1 TD  
 214, Dudley Spence vs. Wofford (11/11/1952); 11-13, 3 TD  
 213, Dameyune Craig vs. Alabama (11/22/1997); 14-33, 2 int  
 212, Chris Todd vs. Ole Miss (10/31/209); 12-22, 1 TD  
 212, Brandon Cox vs. Tulane (10/21/2006); 16-19, 3 TD  
 212, Stan White at Arkansas (10/30/1993); 15-26, 1 TD  
 212, Lloyd Nix vs. Miss. State (11/8/1958); 13-19, 1 TD, 1 int  
 211, Brandon Cox vs. Clemson (12/31/2007, Chick-fil-A); 25-39, 0 TD, 1 int  
 211, Pat Sullivan at Tennessee (9/27/1969); 12-24, 2 TD, 5 int  
 211, Allen Parks vs. Georgia (11/17/1951); 14-28, 1 TD, 6 int  
 210, Cam Newton at Kentucky (10/9/2010); 13-21, 1 int  
 209, Nick Marshall at Mississippi State (10/11/2014); 17-35, 2 TD, 2 int  
 209, Cam Newton at Ole Miss (10/30/2010); 18-24, 2 TD  
 208, Gabe Gross at Alabama (11/21/1998); 14-34, 1 TD, 2 int  
 208, Stan White vs. Ole Miss (9/15/1990); 16-31, 1 TD  
 207, Nick Marshall vs. LSU (10/4/2014); 14-22, 2 TD  
 207, Dameyune Craig vs. Fresno St. (9/7/1996); 19-24, 2 TD, 1 int  
 205, Brandon Cox vs. Ole Miss (10/29/2005); 17-27, 1 TD  
 204, Sean White at Mississippi State (10/8/2016); 14-18, 1 TD, 1 int  
 204, Patrick Nix vs. Georgia (11/12/1994); 18-34, 0 TD, 1 int  
 204, Pat Sullivan vs. Clemson (10/23/1971); 15-31, 1 TD, 3 int  
 203, Cam Newton vs. Clemson (9/18/2010); 7-14, 2 TD, 2 int  
 203, Brandon Cox at Arkansas (10/15/2005); 17-26, 3 TD, 2 int  
 203, Stan White vs. SW Louisiana (11/9/1991); 17-22, 2 TD  
 202, Brandon Cox vs. Mississippi State (9/10/2005); 12-18, 2 TD  
 202, Ben Leard vs. Vanderbilt (9/30/2000); 14-27, 2 TD  
 201, Jeremy Johnson vs. Western Carolina (10/12/2013); 17-21, 4 TD  
 201, Brandon Cox at Kentucky (11/5/2005); 13-21, 1 TD  
 201, Jason Campbell vs. Louisiana Tech (10/9/2004), 13-18, 2 TD  
 200, Blake Field vs. Western Kentucky (9/24/2005), 13-22, 3 TD  
 200, Stan White at Georgia (11/13/1993); 17-28, 1 TD, 1 int  
 200, Pat Sullivan vs. Kentucky (11/4/1969); 14-29, 4 TD, 2 int

## 300- and 200-Yard Passing Game Leaders

<b>300-yard passing games</b>	<b>200-yard passing games</b>
6 -Dameyune Craig (1994-97)	21-Pat Sullivan (1969-71)
5 -Pat Sullivan (1969-71)	19-Stan White (1990-93)
4 -Patrick Nix (1992-95)	18-Dameyune Craig (1994-97)
4 -Stan White (1990-93)	17-Jarrett Stidham (2017-18)
4 -Jarrett Stidham (2017-18)	15-Brandon Cox (2004-07)
2 -Nick Marshall (2013-14)	13-Patrick Nix (1992-95)
2 -Cam Newton (2010)	12-Reggie Slack (1986-89)

2 -Ben Leard (1997-99)	12-Nick Marshall (2013-14)
1 -Jason Campbell (2001-04)	11-Jason Campbell (2001-04)
1 -Daniel Cobb (2001)	10-Ben Leard (1997-99)
1-Brandon Cox (2005)	10-Chris Todd (2008-09)
	8 -Cam Newton (2010)
	8 -Sean White (2015-16)

## Opponent 300-yard Passing Games

532, Mike Kafka, Northwestern (1/1/2010, Outback); 47-78, 4 TD, 5 int  
 484, Scott Hunter, Alabama (11/29/1969); 30-55, 2 TD, 2 int  
 465, Chad Kelly, Ole Miss (10/29/2016); 36-59, 3 TD, 1 int  
 454, Johnny Manziel, Texas A&M (10/19/2013); 28-38, 4 TD, 2 int  
 426, Eric Zeier, Georgia (11/13/1993); 34-53, 3 TD, 2 int  
 422, Luke McCown, Louisiana Tech (10/21/2000); 47-65, 4 TD, 2 int  
 415, Aaron Murray, Georgia (11/16/2013); 33-49, 2 TD, 1 int  
 402, Dylan Thompson, South Carolina (10/25/2014); 29-50, 5 TD, 3 int  
 386, Tajh Boyd, Clemson (9/17/2011); 30-42, 4 TD  
 386, Danny Wuerffel, Florida (10/16/1993); 25-50, 3 TD, 2 int  
 381, Chad Kelly, Ole Miss (10/31/2015); 33-51, 2 TD, 2 int  
 381, Luke McCown, Louisiana Tech (10/20/2001); 27-52, 3 TD, 5 int  
 380, Danny Wuerffel, Florida (10/14/1995); 20-34, 4 TD, 1 int  
 377, Greg McElroy, Alabama (11/26/2010); 27-37, 2 TD  
 374, Vic Penn, Central Florida (11/6/1999); 29-52, 1 TD, 2 int  
 373, Peyton Manning, Tennessee (12/6/1997); 25-43, 4 TD, 2 int  
 369, John Reaves, Florida (11/1/1969); 33-66, 2 TD, 9 int  
 364, Rex Grossman, Florida (10/13/2001); 25-42, 2 TD, 4 int  
 363, Darron Thomas, Oregon (1/10/2011, BCS Champ); 27-40, 2 TD, 2 int  
 362, Mike Bobo, Georgia (11/15/1997); 29-43, 3 TD, 1 int  
 360, Mike Bobo, Georgia (11/16/1996); 21-37, 2 TD  
 359, Patrick Towles, Kentucky (10/15/2015); 27-44, 1 int  
 358, Jay Venuto, Wake Forest (10/27/1979); 23-43, 1 TD, 1 int  
 357, Eric Thomas, Florida State (10/13/1984); 18-29, 4 TD  
 355, Casey Clausen, Tennessee (10/4/2003); 30-47, 2 TD, 1 int  
 355, Andy Kelly, Tennessee (9/28/1991); 23-35, 3 TD, 1 int  
 355, Boomer Esiason, Maryland (11/5/1983); 23-37, 3 TD  
 351, Quincy Carter, Georgia (11/14/1998); 23-37, 2 TD, 3 int  
 346, Shea Patterson, Ole Miss (10/7/2017); 34-51, 2 TD  
 346, Danny Wuerffel, Florida (10/19/1996); 17-30, 3 TD, 1 int  
 344, Connor Halliday, Washington State (8/31/2013); 35-65, 1 TD, 3 int  
 343, Dan Manucci, Kansas State (9/16/1978); 19-39, 3 TD, 2 int  
 340, Gary Hollingsworth, Alabama (12/2/1989); 27-49, 2 TD, 2 int  
 339, Bo Wallace, Ole Miss (11/1/2014); 28-40, 2 TD  
 338, Bubba Wyche, Tennessee (11/9/1968); 25-45, 2 TD, 2 int  
 336, Bo Wallace, Ole Miss (10/5/2013); 25-48, 2 TD, 2 int  
 336, Wayne Peace, Florida (10/29/1983); 29-41, 2 TD  
 335, Andre' Woodson, Kentucky (11/5/2005); 26-43, 1 TD, 1 int  
 332, Tyler Wilson, Arkansas (10/16/2010); 25-34, 4 TD, 2 int  
 329, Bernie Kosar, Miami (8/28/1984); 21-38, 2 TD, 2 int  
 328, Jarrett Guarantano, Tennessee (10/13/2018); 21-32, 2 TD  
 325, Clint Stoerner, Arkansas (10/25/1997); 20-43, 2 TD, 1 int  
 324, Jordan Ta'amu, Ole Miss (10/20/2018); 27-46, 1 TD  
 324, Tua Tagovailoa, Alabama (11/24/2018); 25-32, 5 TD  
 319, Matt Flynn, LSU (10/20/2007); 22-35, 3 TD, 1 int  
 319, Quincy Carter, Georgia (11/13/1999); 26-37, 2 TD  
 312, Blake Sims, Alabama (11/29/2014); 20-27, 4 TD, 3 int  
 312, Michael Rocco, Virginia (12/31/2011, Chick-fil-A); 26-31, 2 TD, 1 int  
 310, Doug Johnson, Florida (10/16/1999); 24-43, 1 TD, 2 int  
 308, Raymond Philyaw, Northeast La. (10/9/1996); 18-33, 1 TD, 1 int  
 305, Aaron Brooks, Virginia (9/4/1997); 25-41, 2 TD, 1 int  
 304, D.J. Shockley, Georgia (11/12/2005); 20-36, 2 TD  
 303, James Franklin, Missouri (12/7/2013); 21-37, 3 TD, 1 int  
 302, Freddie Kitchens, Alabama (11/18/1995); 19-43, 1 TD  
 302, Carson Palmer, USC (9/2/2002); 23-32, 1 TD, 2 int  
 301, John Stocco, Wisconsin (1/2/2006); 15-27, 2 TD

## Auburn's 100-yard Receiving Games

263, Alexander Wright vs. Pacific (9/9/1989) - 5 rec, 4 TD  
 249, Ronney Daniels at Georgia (11/13/1999) - 9 rec, 2 TD  
 222, Willie Goshua at Arkansas (10/28/1995) - 17 rec  
 217, Darvin Adams vs. South Carolina [SEC Champ] (12/4/2010) - 7 rec, 2 TD  
 206, Sammie Coates at Alabama (11/29/2014) - 5 rec, 2 TD  
 194, Terry Beasley vs. Kentucky (10/2/1971) - 9 rec, 1 TD



# Individual Game Highs

176, Terry Beasley at Florida (10/31/1970) - 7 rec, 3 TD  
 175, Frank Sanders at Mississippi State (10/8/1994) - 6 rec, 2 TD  
 173, Frank Sanders vs. East Carolina (11/5/1994) - 6 rec, 2 TD  
 161, Robert Baker at Ole Miss (9/14/1996) - 5 rec, 2 TD  
 160, Darius Slayton vs. Purdue (12/28/2018, Music City) - 3 rec, 3 TD  
 160, Freddy Weygand vs. Georgia Tech (10/20/1984) - 5 rec, 2 TD  
 156, Tim Carter at Arkansas (10/27/2001) - 7 rec, 1 TD  
 154, Ricardo Louis at Kentucky (10/15/2015) - 7 rec  
 154, D'haquille Williams vs. Arkansas (8/30/2014) - 9 rec., 1 TD  
 152, Freddie Hyatt vs. UT-Chattanooga (9/17/1966) - 7 rec, 1 TD  
 151, Karsten Bailey at Virginia (9/4/1997) - 4 rec, 2 TD  
 151, Tim Christian vs. Miami (10/26/1968) - 7 rec, 1 TD  
 150, Ben Obomanu vs. Ole Miss (11/8/2003) - 6 rec, 1 TD  
 150, Lawyer Tillman vs. Georgia (11/15/1986) - 9 rec, 2 TD  
 149, Tyrone Goodson vs. Central Florida (9/27/1997) - 5 rec  
 148, Terrell Zachery vs. Chattanooga (11/6/2010) - 7 rec, 1 TD  
 147, Freddy Weygand at Florida State (10/13/1984) - 4 rec  
 146, Darius Slayton at Arkansas (10/21/2017) - 4 rec, 1 TD  
 145, Tyrone Goodson at Miss. State (10/12/1996) - 10 rec, 2 TD  
 145, Tyrone Goodson vs. Ole Miss (9/2/1995) - 7 rec  
 144, Sammie Coates vs. LSU (10/4/2014) - 4 rec, 1 TD  
 143, Terry Beasley vs. Ole Miss (1/1/1971) - 8 rec, 1 TD  
 143, Ronney Daniels vs. Central Florida (11/6/1999) - 10 rec.  
 142, Darvin Adams vs. Northwestern [Outback] (1/1/2010) - 12 rec  
 141, Alexander Wright vs. Alabama (12/2/1989) - 7 rec  
 141, Chris Vacarella vs. Tennessee (9/25/1976) - 4 rec, 1 TD  
 139, Ryan Davis vs. Alabama (11/25/2017) - 11 rec  
 139, Sammie Coates at LSU (9/21/2013) - 4 rec  
 138, Darvin Adams vs. Alabama (11/27/2009) - 4 rec, 1 TD  
 138, Tyrone Goodson vs. Louisiana Tech (10/11/1997) - 8 rec, 2 TD  
 138, Freddie Hyatt vs. Mississippi State (11/11/1967) - 8 rec, 3 TD  
 137, Ricardo Louis vs. Ole Miss (10/31/2015) - 4 rec, 1 TD  
 137, Tyrone Goodson vs. Ole Miss (9/13/97) - 6 rec, 1 TD  
 135, Devin Aromashodu at Georgia (11/12/2005) - 4 rec  
 134, Frank Sanders at Arkansas (10/30/1993) - 7 rec  
 134, Terry Beasley vs. LSU (10/24/1970) - 5 rec  
 132, Willie Gosha vs. Army [Indy] (12/31/1996) - 10 rec, 1 TD  
 131, Ricardo Louis vs. Georgia (11/16/2013) - 4 rec, 1 TD  
 131, Chris Slaughter at Ole Miss (11/1/2008) - 8 rec  
 131, Terry Beasley vs. Alabama (11/28/1970) - 9 rec  
 130, Clifton Robinson vs. LSU (9/19/1998) - 9 rec  
 130, Terry Beasley at Georgia (11/13/1971) - 4 rec, 2 TD  
 129, Alexander Wright at Tennessee (9/30/1989) - 4 rec, 1 TD  
 128, Jimmy Phillips vs. Florida State (11/24/1956), 6 rec, 1 TD  
 128, Frank Sanders vs. Arkansas (10/29/1994) - 7 rec, 1 TD  
 127, Tyrone Goodson at LSU (9/20/1997) - 6 rec  
 125, Lawyer Tillman vs. Syracuse [Sugar] (1/1/1988) - 6 rec, 1 TD  
 122, Sammie Coates at Ole Miss (11/1/2014) - 5 rec, 1 TD  
 122, Terrell Zachery vs. Ball State (9/26/2009) - 5 rec, 2 TD  
 121, D'haquille Williams at Alabama (11/29/2014) - 7 rec  
 121, Deandre Green vs. Louisiana Tech (10/20/2001), 8 rec, 2 TD  
 120, Fred Baxter vs. Alabama (11/30/1991) - 5 rec  
 120, Byron Franklin vs. Georgia (11/15/1980) - 7 rec, 2 TD  
 120, Ronney Daniels at LSU (9/18/1999) - 2 rec, 2 TD  
 119, Karsten Bailey vs. Clemson [Peach] (1/2/1998) - 4 rec  
 118, Emory Blake vs. Arkansas (10/6/2012) - 10 rec, 1 TD  
 118, Darvin Adams vs. Clemson (9/18/2010) - 5 rec, 1 TD  
 118, Erk Russell vs. Georgia (11/12/1949) - 3 rec, 1 TD  
 117, Will Hastings vs. UCF (1/1/2018) - 6 rec, 1 TD  
 117, Thomas Bailey at Florida (10/15/1994) - 10 rec, 1 TD  
 117, Jeris McIntyre at Vanderbilt (9/13/2003) - 4 rec, 2 TD  
 117, Freddy Weygand vs. Akron (10/15/1988) - 5 rec, 1 TD  
 117, Terry Beasley vs. Oklahoma (1/1/1972) - 6 rec  
 116, Darvin Adams vs. Mississippi State (9/12/2009) - 5 rec  
 116, Courtney Taylor vs. Arkansas State (11/4/2006) - 4 rec, 1 TD  
 116, Tyrone Goodson vs. Fresno State (9/7/1996) - 7 rec, 1 TD  
 116, Terry Beasley vs. Tennessee (9/26/1970) - 5 rec, 1 TD  
 115, Darvin Adams vs. Furman (11/7/2009) - 6 rec, 3 TD  
 115, Karsten Bailey at Georgia (11/15/1997) 4 rec, 1 TD  
 115, Andy Fuller at Florida (10/15/1994) - 7 rec, 1 TD  
 114, Karsten Bailey vs. Georgia (11/14/1998) - 9 rec, 1 TD  
 114, Lawyer Tillman vs. Florida (10/31/1987) - 5 rec, 1 TD  
 113, Sammie Coates vs. Florida Atlantic (10/26/2013) - 3 rec, 2 TD

113, Marcel Willis vs. Syracuse (9/28/2002)- 3 rec  
 113, Ronney Daniels vs. Mississippi State (10/9/1999) - 4 rec, 1 TD  
 113, Karsten Bailey vs. Arkansas (10/31/1998) - 5 rec, 1 TD  
 112, Tyrone Goodson vs. Mississippi State (11/1/1997) - 4 rec  
 112, Greg Taylor vs. Louisiana Tech (10/6/1990) - 8 rec  
 112, Alvin Bresler vs. Georgia (11/14/1970) - 7 rec  
 111, Rodgeriqu Smith vs. Ole Miss (10/27/2007) - 8 rec, 1 TD  
 111, Courtney Taylor vs. Tennessee {SEC} (12/4/2004) - 6 rec, 1 TD  
 110, D'haquille Williams at Kansas State (9/18/2014) - 8 rec, 1 TD  
 109, Seth Williams vs. Liberty (11/17/2018) - 5 rec, 1 TD  
 109, Tony Stevens vs. ULM (10/1/2016) - 4 rec, 1 TD  
 109, Emory Blake vs. Clemson (9/1/2012) - 4 rec, 1 TD  
 109, Karsten Bailey at Arkansas (10/25/1997) - 5 rec, 1 TD  
 109, Greg Taylor vs. Vanderbilt (10/13/1990) - 5 rec, 2 TD  
 108, D'haquille Williams at Mississippi State (10/11/2014) - 6 rec, 2 TD  
 108, Emory Blake vs. Virginia [Chick-fil-A] (12/31/2011) - 6 rec  
 108, Emory Blake at Georgia (11/12/2011) - 6 rec  
 108, Emory Blake vs. Mississippi State (9/10/2011) - 7 rec, 1 TD  
 108, Courtney Taylor at Ole Miss (10/28/2006) - 8 rec  
 108, Alexander Wright vs. Kansas (9/17/1988) - 3 rec, 1 TD  
 108, Mike Currier vs. Tennessee (9/27/1969) - 3 rec, 2 TD  
 108, Jimmy Pettus vs. Mississippi State (11/8/1958) - 5 TD, 3 rec  
 107, Darius Slayton vs. Texas A&M (11/3/2018) - 8 rec  
 107, Chris Woods vs. TCU (9/5/1981) - 5 rec  
 107, Lee Hayley vs. Wofford (10/11/1952) - 2 rec, 1 TD  
 106, Emory Blake vs. Texas A&M (10/27/2012) - 5 rec, 1 TD  
 106, Darvin Adams vs. Chattanooga (11/6/2010) - 4 rec, 2 TD  
 106, Greg Taylor vs. Tennessee (9/29/1990) - 8 rec, 2 TD  
 105, Dave Ridgeway vs. Georgia (11/17/1951) - 5 rec, 1 TD  
 105, Markeith Cooper at LSU (9/18/1999) - 5 rec  
 104, Sammie Coates at Texas A&M (10/19/2013) - 5 rec, 1 TD  
 104, Emory Blake vs. Georgia (11/10/2012) - 6 rec  
 104, Tyrone Goodson vs. Mississippi State (10/7/1995) - 5 rec  
 104, Lawyer Tillman vs. Alabama (11/25/1988) - 3 rec  
 104, Freddie Hyatt vs. Kentucky (10/7/1967) - 3 rec, 2 TD  
 103, Courtney Taylor at Mississippi State (9/9/2006) - 9 rec  
 103, Robert Baker vs. Army [Independence] (12/31/1996) - 5 rec  
 103, Terry Beasley at Kentucky (10/3/1970) - 4 rec, 2 TD  
 103, Doug Brasse at Clemson (10/10/1970) - 2 rec  
 103, Terry Beasley vs. Kentucky (11/4/1969) - 4 rec, 2 TD  
 102, Rodgeriqu Smith at Florida (9/29/2007) - 9 rec  
 102, Sammie Coates at Arkansas (11/2/2013) - 3 rec, 1 TD  
 102, Devin Aromashodu vs. Arkansas (10/16/2004) - 4 rec, 1 TD  
 102, Jeff Gilligan at Kentucky (10/11/1975) - 2 rec, 1 TD  
 102, Terry Beasley vs. Alabama (11/27/1971) - 8 rec, 1 TD  
 102, Alvin Bresler vs. Ole Miss [Gator] (1/1/1971) - 4 rec, 1 TD  
 101, Darvin Adams at Kentucky (10/9/2010) - 5 rec  
 101, Emory Blake vs. Louisiana-Monroe (10/2/2010) - 2 rec, 1 TD  
 101, Dick Schmalz at Georgia Tech (10/16/1971) - 7 rec, 1 TD  
 100, Jeris McIntyre vs. Louisiana-Monroe (11/1/2003) - 4 rec, 1 TD  
 100, Terry Beasley vs. Southern Miss (10/9/1971) - 11 rec, 1 TD  
 100, Jimmy Laster vs. UT-Chattanooga (10/4/1958) - 2 rec, 2 TD

## 100-Yard Receiving Game Leaders

12- Terry Beasley (1969-71)	1- Deandre Green (2000-01)
9- Tyrone Goodson (1993-97)	1- Tim Carter (1998-01)
8- Darvin Adams (2008-10)	1- Andy Fuller (1992-95)
8- Emory Blake (2009-12)	1- Clifton Robinson (1997-99)
7- Sammie Coates (2012-14)	1- Dave Ridgeway (1950-51)
6- Karsten Bailey (1995-98)	1- Markeith Cooper (1996-99)
4 -D'haquille Williams (2014)	1- Ricardo Louis (2013-14)
4-Courtney Taylor (2003-06)	1- Thomas Bailey (1991-94)
4- Ronney Daniels (1999)	1- Fred Baxter (1990-92)
4- Frank Sanders (1991-94)	1- Chris Woods (1980-83)
4- Alexander Wright (1986-89)	1- Byron Franklin (1977-80)
4- Lawyer Tillman (1985-88)	1- Chris Vacarella (1973-76)
3- Greg Taylor (1987-90)	1- Jeff Gilligan (1975)
3- Freddy Weygand (1984-88)	1- Dick Schmalz (1969-71)
3- Freddie Hyatt (1965-67)	1- Ben Obomanu (2002-05)
3- Ricardo Louis (2013-15)	1- Mike Currier (1967-69)
3- Darius Slayton (2016-18)	1- Doug Brasse (1969-71)
2- Terrell Zachery (2007-10)	1- Erk Russell (1946-49)
2- Rodgeriqu Smith (2005-08)	1- Tim Christian (1966-68)
2- Devin Aromashodu (2002-05)	1- Jimmy Pettus (1958-60)



# Individual Game Highs

2- Jeris McIntyre (2000-03)  
 2- Willie Goshka (1993-96)  
 2- Robert Baker (1995-96)  
 2- Alvin Bresler (1968-70)  
 1- Ryan Davis (2015-18)  
 1- Tony Stevens (2013-16)

1- Jimmy Laster (1957-58)  
 1- Jimmy Phillips (1955-57)  
 1- Lee Hayley (1951-52)  
 1- Marcel Willis (1999-2002)  
 1- Will Hastings (2015-18)  
 1- Seth Williams (2018)

## Opponent 100-yard Receiving Games

287, Mike Evans, Texas A&M (10/19/2013) - 4 TD  
 224, Amari Cooper, Alabama (11/29/2014) - 3 TD  
 203, Charles Lee, UCF (11/06/1999) - 1 TD  
 199, Julio Jones, Alabama (11/26/2010) - 1 TD  
 192, Alshon Jeffery, South Carolina (9/25/2010) - 2 TD  
 189, Justin McCareins, Northern Illinois (09/23/2000) - 1 TD  
 187, David Bailey, Alabama (11/29/1969) - 1 TD  
 186, Josh Reed, LSU (12/1/2001) - 1 TD  
 182, Marty Booker, ULM (11/9/1996) - 1 TD  
 178, Amari Cooper, Alabama (11/30/2013) - 3 TD  
 175, Hines Ward, Georgia (11/16/1996) - 1 TD  
 175, Hason Graham, Georgia (11/13/1993) - 1 TD  
 174, Mike Williams, Clemson (9/3/2016)  
 174, Willie Gault, Tennessee (9/25/1982) - 2 TD  
 173, Brand Williams, Wisconsin (1/2/2006) - 1 TD  
 172, Carl Pickens, Tennessee (9/28/1991) - 2 TD  
 168, Stanley Washington, TCU (9/5/1981)  
 167, Josh Reed, LSU (9/16/2000) - 2 TD  
 167, Anthony Eubanks, Arkansas (10/25/1997) - 1 TD  
 167, Wesley Chandler, Florida (10/30/1976) - 3 TD  
 164, A.J. Green, Georgia (11/13/2010) - 2 TD  
 164, Greg Childs, Arkansas (10/16/2010) - 2 TD  
 163, Tim McGee, Tennessee (9/28/1985) - 1 TD  
 161, Callen Hightower, Idaho (11/21/2015) - 1 TD  
 161, Peerless Price, Tennessee (12/6/1997) - 2 TD  
 160, Garrett Johnson, Kentucky (10/15/2015)  
 159, Wayne Baumgardner, Wake Forest (10/27/1979)  
 157, Eddie Brown, Miami (FL) (8/24/1984)  
 157, Willie Jackson, Florida (11/2/1992) - 1 TD  
 156, Ike Hilliard, Florida (10/19/1996) - 1 TD  
 155, A.J. Brown, Ole Miss (10/20/2018) - 1 TD  
 155, Sammy Watkins, Clemson (9/17/2011) - 2 TD  
 154, Austin Franklin, New Mexico St (11/3/2012)  
 154, Lee Jukes, North Carolina State (10/6/1979)  
 153, Jerel Myers, LSU (9/18/1999)  
 151, Terrence Edwards, Georgia (11/13/1999) - 2 TD  
 150, D.J. Chark, LSU (10/14/2017)  
 149, Brian Brennan, Boston College (12/18/1982) - 1 TD  
 148, Mardye McDole, Mississippi State (11/5/1977) - 1 TD  
 147, Rashad Greene, Florida State (1/6/2014)  
 146, Sammy Milner, Mississippi State (9/28/1968)  
 144, Dorial Green-Beckham, Missouri (12/7/2013) - 2 TD  
 143, Jessie Hester, Florida State (10/13/1984) - 1 TD  
 141, Michael Johnson, Georgia (11/16/2002) - 1 TD  
 140, Ryan Swope, Texas A&M (10/27/2012) - 2 TD  
 139, Preston Brown, Tulane (10/21/2006)  
 136, David Terrell, Michigan (1/1/2001) - 1 TD  
 135, Aaron Fuller, Washington (9/1/2018)  
 134, Malcolm Hartwig, Arizona (9/11/1976) - 1 TD  
 133, Jeff Maehl, Oregon [BCS Championship] (1/10/2011)  
 133, Andrew Brewer, Northwestern [Outback] (1/1/2010) - 2 TD  
 132, Josh Barge, Jacksonville State (9/12/2015) - 1 TD  
 129, Marvin Walker, North Texas State (11/7/1981)  
 128, Reche Caldwell, Florida (10/13/2001) - 1 TD  
 127, A.J. Stewart, Alabama (11/26/2016) - 1 TD  
 127, Pharoh Cooper, South Carolina (10/25/2014) - 2 TD  
 127, Darrell Jackson, Florida (10/16/1999) - 1 TD  
 126, Josh Morgan, Virginia Tech (1/3/2005) - 2 TD  
 126, Damarcus Davis, Tulane (10/21/2006) - 1 TD  
 126, Marcus Nash, Tennessee (12/6/1997) - 1 TD  
 124, Terrence Edwards, Georgia (11/10/2001) - 1 TD  
 123, Dwayne Dixon, Florida (10/29/1983) - 1 TD  
 122, Donte Moncrief, Ole Miss (10/5/2013) - 2 TD  
 122, Rafael Little, Kentucky (11/5/2005) - 1 TD  
 122, Johnat Holland, Louisiana Tech (10/09/2004) - 1 TD

121, Curry Sexton, Kansas State (9/18/2014)  
 121, Charlie Green, Kansas State (9/16/1978) - 1 TD  
 121, Ray Bellamy, Miami (Florida) (10/26/1968)  
 120, Drake Dunsmore, Northwestern [Outback] (1/1/2010) - 1 TD  
 120, Chauncey McGee, Mississippi State (10/05/1995) - 1 TD  
 119, DeAndre Hopkins, Clemson (9/1/2012) - 1 TD  
 119, Percy Harvin, Florida (9/29/2007)  
 119, Ozzie Newsome, Alabama (11/26/1977) - 1 TD  
 118, Trent Cowan, Idaho (11/21/2015)  
 118, Malcome Kennedy, Texas A&M (11/8/2014) - 1 TD  
 118, Evan Ingram, Ole Miss (11/1/2014) - 1 TD  
 118, Jarvis Landry, LSU (9/21/2013) - 1 TD  
 118, Shawn Nelson, Southern Miss (9/6/2008) - 2 TD  
 118, Alvin Harper, Tennessee (9/29/1990) - 1 TD  
 118, Phil Rogers, Clemson (10/14/1967) - 1 TD  
 117, Malaefou MacKenzie, USC (9/2/2002)  
 117, Shedrick Wilson, LSU (9/17/1995)  
 116, Lamonde Russell, Alabama (12/2/1989)  
 116, Glen Young, Mississippi State (10/24/1981) - 1 TD  
 115, Jock Sanders, West Virginia (9/19/2009) - 1 TD  
 114, Laquon Treadwell, Ole Miss (10/31/2015) - 1 TD  
 114, Cedric Jones, Duke (09/20/1980) - 3 TD  
 113, Justin Jenkins, Mississippi (10/18/2003) - 1 TD  
 113, Cory Peterson, Mississippi (9/25/1999) - 2 TD  
 113, Bobby Ingram, Penn State (1/1/1996) - 2 TD  
 113, Russell Davis, Maryland (11/05/1983) - 1 TD  
 112, Cedrick Wilson, Tennessee (10/02/1999)  
 112, Cris Collinsworth, Florida (11/01/1980)  
 112, Stanley Morgan, Tennessee (9/25/1976) - 1 TD  
 111, Fred Gibson, Georgia (11/10/2001) - 1 TD  
 111, Larry Foster, LSU (9/19/1998) - 1 TD  
 111, Jim Poole, Mississippi (1/2/1971)  
 110, Kenny McKinley, South Carolina (9/28/2006) - 1 TD  
 110, Taylor Jacobs, Florida (10/19/2002) - 1 TD  
 110, Jabar Gaffney, Florida (10/13/2001) - 1 TD  
 110, Bubba Sawyer, Alabama (11/29/1969)  
 109, A.J. Brown, Ole Miss (10/7/2017)  
 109, Amari Cooper, Alabama (11/24/2012) - 2 TD  
 109, Williams, New Mexico State (9/22/2007) - 1 TD  
 109, Terrell Grindle, Mississippi State (10/9/1999)  
 109, Juan Daniels, Georgia (11/12/1994) - 1 TD  
 109, Larry Seivers, Tennessee (9/27/1975) - 2 TD  
 108, Muhammad Massaquoi, Georgia (11/12/2005) - 1 TD  
 108, John Simon, Louisiana Tech (10/20/2001)  
 108, James Armstrong, Mississippi (9/8/2001)  
 108, Anthony Eubanks, Arkansas (10/28/1995) - 1 TD  
 108, Jack Johnson, Florida (10/16/1993) - 2 TD  
 108, Rod Bernstine, Texas A&M (1/1/1986)  
 107, Terrence Wilkins, Virginia (9/4/1997) - 1 TD  
 107, Corey Harris, Vanderbilt (10/12/1991)  
 107, Greg Lester, Georgia Tech (10/17/1987)  
 106, Vince Sanders, Ole Miss (11/1/2014)  
 106, Rueben Randle, LSU (10/22/2011) - 2 TD  
 106, Chris Collins, Mississippi (11/02/2002) - 3 TD  
 106, Toderick Malone, Alabama (11/18/1995) - 2 TD  
 106, Mike Quick, North Carolina State (10/6/1979) - 1 TD  
 105, Shay Hodge, Ole Miss (10/31/2009)  
 105, Jack Johnson, Florida (10/15/1994) - 2 TD  
 104, Mike Williams, Southern California (8/30/2003) - 1 TD  
 104, Brett Bech, LSU (9/17/1994) - 1 TD  
 103, Laquon Treadwell, Ole Miss (11/1/2014) - 1 TD  
 103, Kris Bard, Virginia [Chick-fil-A] (12/31/2011) - 2 TD  
 103, Rossi Martin, Idaho (9/11/1999)  
 103, Reggie Yarborough, Cal State Fullerton (9/8/1990) - 1 TD  
 103, Jeff Graham, Ohio State (11/1990)  
 103, Gerald Kiegley, LSU (10/14/1972) - 3 TD  
 103, John Sias, Georgia Tech (10/19/1968)  
 102, Mike Hicks, UT-Martin (11/8/2008) - 2 TD  
 102, Leonard Pope, Georgia (11/12/2005) - 1 TD  
 102, Germane Crowell, Virginia (9/4/1997) - 1 TD  
 101, Ruben Gonzalez, Jacksonville State (9/12/2015)  
 101, Nikita Stover, Alabama (11/18/2006) - 1 TD  
 101, Devery Henderson, LSU (10/25/2003) - 2 TD  
 101, Jabar Gaffney, Florida (10/14/2000) - 3 TD

# Individual Game Highs

101, Ta'Boris Fisher, Mississippi (9/2/1995)  
101, Greg Payne, Alabama (11/25/1988) - 1 TD  
101, Hassan Jones, Florida State (10/13/1984) - 2 TD  
100, Keenan Burton, Kentucky (11/5/2005)  
100, James Jordan, Louisiana Tech (10/21/2000)  
100, Sean Cangelosi, Louisiana Tech (10/21/2000)  
100, Wayde Butler, Southwestern Louisiana (10/24/1992) - 2 TD  
100, Lewis, Mississippi State (11/9/1974) - 1 TD  
100, Jerry Levias, SMU (9/21/1968) - 1 TD

## Auburn's 100-yard Rushing Games

307, Curtis Kuykendall at Miami (11/24/1944) - 33 carries  
304, Tre Mason vs. Missouri (12/7/2013) - 46 carries, 4 TD  
290, Bo Jackson vs. SW Louisiana (9/7/1985) - 23 carries, 4 TD  
256, Bo Jackson vs. Alabama (12/3/1983) - 20 carries, 2 TD  
250, Joe Cribbs vs. Georgia (11/18/1978) - 34 carries, 2 TD  
249, Rudi Johnson vs. Louisiana Tech (10/21/2000) - 33 carries, 4 TD  
246, Stephen Davis vs. Arkansas (10/29/1994) - 27 carries, 3 TD  
242, Bo Jackson at Georgia Tech (10/19/1985) - 32 carries, 1 TD  
240, Bo Jackson vs. Ole Miss (10/5/1985) - 38 carries, 2 TD  
236, Kamryn Pettway at Ole Miss (10/29/2016) - 30 carries, 1 TD  
226, James Brooks at Kansas State (9/16/1978) - 30 carries  
224, Ronnie Brown at Ole Miss (11/2/2002) - 33 carries, 3 TD  
222, Travis Tidwell vs. Furman (10/5/1946) - 18 carries  
221, Cameron Artis-Payne vs. Texas A&M (11/8/2014) - 30 carries, 2 TD  
219, Tommie Agee vs. Maryland (11/5/1983) - 24 carries, 2 TD  
219, Joe Cribbs vs. Vanderbilt (10/13/1979) - 14 carries, 3 TD  
218, Kenny Irons at LSU (10/22/2005) - 27 carries, 1 TD  
217, Cam Newton vs. LSU (10/23/2010) - 28 carries, 2 TD  
214, Nick Marshall at Tennessee (11/9/2013) - 14 carries, 2 TD  
214, Bobby Hunt vs. Mississippi State (11/7/1959) - 16 carries  
211, James Bostic vs. Arkansas (10/31/1992) - 32 carries, 2 TD  
210, James Brooks at LSU (10/11/1980) - 30 carries, 1 TD  
207, Brent Fullwood vs. Tennessee (9/27/1986) - 18 carries, 1 TD  
205, Bo Jackson vs. Southern Miss (9/14/1985) - 30 carries, 2 TD  
204, Kerryon Johnson vs. Ole Miss (10/7/2017) - 28 carries, 3 TD  
204, James Brooks vs. Richmond (10/4/1980) - 30 carries, 2 TD  
204, Carnell Williams vs. Alabama (11/22/2003) - 26 carries, 2 TD  
202, Carnell Williams vs. Syracuse (9/28/2002) - 40 carries, 2 TD  
200, James Brooks at Georgia (11/17/1979) - 13 carries, 2 TD  
198, Cam Newton at Kentucky (10/9/2010) - 28 carries, 4 TD  
195, Tre Mason vs. Florida State (1/6/2013) - 34 carries, 1 TD  
196, Bo Jackson vs. Florida (10/29/83) - 16 carries, 2 TD  
192, Kamryn Pettway vs. Arkansas (10/22/2016) - 27 carries, 2 TD  
188, Cam Newton vs. Arkansas (10/16/2010) - 25 carries, 3 TD  
186, Stephen Davis vs. Georgia (11/12/1994) - 32 carries, 2 TD  
185, Carnell Williams vs. Tennessee (10/4/2003) - 36 carries, 1 TD  
184, Ben Tate at Arkansas (10/10/2009) - 22 carries, 2 TD  
184, Ronnie Brown vs. Penn State (1/1/2003) - 37 carries [Capital One], 2 TD  
183, Kenny Irons vs. Washington State (9/2/2006) - 20 carries, 1 TD  
183, James Bostic at Georgia (11/13/1993) - 19 carries, 3 TD  
183, Brent Fullwood vs. Ga. Tech (10/18/1986) - 21 carries, 1 TD  
182, Kenny Irons at Arkansas (10/15/2005) - 33 carries  
182, Brandon Jacobs vs. Mississippi State (10/18/2003) - 31 carries  
181, Tre Mason vs. Alabama A&M (11/17/2012) - 12 carries, 2 TD  
180, Michael Dyer at Ole Miss (10/30/2010) - 21 carries, 1 TD  
179, Kenny Irons at Georgia (11/12/2005) - 37 carries, 2 TD  
179, Brent Fullwood at Mississippi State (10/25/1986) - 16 carries, 3 TD  
178, Tre Mason at Texas A&M (10/19/2013) - 27 carries, 1 TD  
178, Fob James vs. UT-Chattanooga (9/24/1955) - 14 carries  
177, Cameron Artis-Payne vs. Arkansas (8/30/2014) - 26 carries, 1 TD  
177, Michael Dyer vs. Ole Miss (10/29/2011) - 27 carries  
177, Carnell Williams at Arkansas (10/27/2001) - 19 carries, 1 TD  
177, Mitzi Jackson vs. Memphis (9/13/1975) - 21 carries, 2 TD  
176, Kam Martin vs. Alabama A&M (11/19/2016) - 21 carries, 2 TD  
176, Cam Newton vs. South Carolina (9/25/2010) - 25 carries, 3 TD  
176, Bo Jackson vs. Florida State (10/12/1985) - 30 carries, 2 TD  
175, James Brooks at Georgia Tech (10/20/1979) - 20 carries, 1 TD  
174, Rudi Johnson vs. Wyoming (8/31/2000) - 27 carries, 3 TD  
173, Kamryn Pettway vs. Vanderbilt (11/5/2016) - 25 carries  
173, Brent Fullwood vs. Louisiana-Lafayette (9/7/1985) - 11 carries, 1 TD  
172, James Joseph vs. Miss. State (10/28/1989) - 35 carries, 1 TD  
172, Stacy Danley vs. Georgia (11/12/1988) - 38 carries

172, Lionel James vs. Southern Miss (9/10/1983) - 16 carries, 1 TD  
171, Michael Dyer vs. Ole Miss (10/29/2011) - 27 carries, 1 TD  
171, Cam Newton vs. Arkansas State (9/4/2010) - 15 carries, 2 TD  
170, Ja'Tarvious Whitlow at Ole Miss (10/20/2018) - 19 carries  
170, Carnell Williams vs. Vanderbilt (9/14/2002) - 20 carries, 2 TD  
169, Kamryn Pettway at Mississippi State (10/8/2016) - 39 carries, 3 TD  
169, Bo Jackson vs. Mississippi State (10/26/1985) - 28 carries, 2 TD  
168, Tre Mason at Arkansas (11/2/2013) - 32 carries, 4 TD  
167, Kerryon Johnson vs. Georgia (11/11/2017) - 32 carries  
167, Cameron Artis-Payne vs. South Carolina (10/25/2014) - 25 carries, 1 TD  
167, Carnell Williams at Georgia (11/10/2001) - 41 carries, 2 TD  
167, Wallace Clark at Kentucky (10/3/1970) - 13 carries  
166, Brent Fullwood at Florida (11/1/1986) - 27 carries, 1 TD  
166, Joe Cribbs at Georgia (11/17/1979) - 27 carries, 2 TD  
165, Rudi Johnson at Ole Miss (9/9/2000) - 29 carries, 2 TD  
164, Tre Mason vs. Alabama (11/30/2013) - 1 TD  
164, Joe Childress vs. Miami (11/6/1954) - 29 carries  
163, Ronnie Brown at Florida (10/19/2002) - 22 carries, 2 TD  
163, James Brooks at Florida (11/1/1980) - 33 carries  
162, Tristan Davis at Kentucky (11/5/2005) - 8 carries, 1 TD  
162, Stephen Davis vs. Mississippi State (10/7/1995) - 20 carries  
162, Tom Bryan at Georgia (11/13/1965) - 19 carries  
161, Carnell Williams vs. Mississippi State (10/18/2003) - 15 carries, 6 TD  
160, Casinious Moore vs. Mississippi State (10/6/2001) - 20 carries, 1 TD  
160, Phil Gargis vs. Georgia (11/16/1974) - 24 carries, 1 TD  
159, Jovon Robinson at Texas A&M (11/7/2015) -- 27 carries, 1 TD  
159, James Brooks vs. Mississippi State (10/25/1980) - 29 carries, 1 TD  
159, Joe Cribbs at Mississippi State (11/11/1978) - 36 carries  
158, Kodi Burns vs. UT-Martin (11/8/2008) - 13 carries, 2 TD  
158, Stephen Davis at Ole Miss (9/3/1994) - 33 carries, 1 TD  
157, Michael Dyer vs. Samford (11/19/2011) - 30 carries, 1 TD  
157, Ben Tate vs. Mississippi State (9/12/2009) - 20 carries, 1 TD  
157, Stacy Danley vs. Alabama (11/27/1987) - 26 carries  
156, Kerryon Johnson at LSU (10/14/2017) - 31 carries, 1 TD  
156, Ben Tate vs. Tulane (10/21/2006) - 26 carries, 1 TD  
156, James Brooks vs. Tennessee (9/30/1978) - 17 carries  
155, George Peoples vs. Alabama (11/28/1981) - 26 carries, 1 TD  
154, Jimmy Sidle vs. Florida (11/2/1963) - 18 carries  
153, Brent Fullwood vs. East Carolina (11/9/1985) - 14 carries, 3 TD  
152, Kamryn Pettway vs. Arkansas State (9/10/2016) - 15 carries  
152, Tre Mason vs. New Mexico State (11/3/2012) - 22 carries, 1 TD  
152, Rudi Johnson vs. Georgia (11/11/2000) - 34 carries  
152, Stephen Davis at Georgia (11/11/1995) - 28 carries, 2 TD  
152, Terry Henley vs. UT-Chattanooga (9/23/1972) - 22 carries, 2 TD  
151, Michael Dyer at Clemson (9/17/2011) - 16 carries, 2 TD  
151, Cam Newton vs. Georgia (11/13/2010) - 30 carries, 2 TD  
150, Michael Dyer vs. Mississippi State (9/10/2011) - 18 carries, 2 TD  
150, Carnell Williams at Arkansas (10/11/2003) - 35 carries, 1 TD  
150, Joe Cribbs vs. Wake Forest (10/28/1978) - 27 carries, 3 TD  
150, Terry Henley vs. Ole Miss (10/7/1972) - 33 carries  
149, Carnell Williams vs. Kentucky (10/23/2004) - 17 carries, 2 TD  
149, Stephen Davis vs. Florida (10/14/1995) - 23 carries, 1 TD  
149, James Joseph vs. Southern Miss (9/16/1989) - 23 carries  
149, Chris Linderman vs. Georgia (11/18/1972) - 28 carries, 1 TD  
148, Oterio McCalebb vs. Louisiana Tech (9/5/2009) - 22 carries, 1 TD  
147, Peyton Barber vs. San Jose State (10/3/2015) - 28 carries, 5 TD  
147, Kenny Irons vs. Ball State (9/17/2005) - 11 carries, 2 TD  
147, Ronnie Brown at Mississippi State (9/11/2004) - 15 carries  
147, James Bostic vs. Alabama (11/20/1993) - 19 carries, 1 TD  
147, Joe Cribbs at Vanderbilt (10/14/1978) - 21 carries, 5 TD  
146, Kerryon Johnson vs. ULM (10/1/2016) - 24 carries, 2 TD  
146, Corey Grant vs. Washington State (8/31/2013) - 9 carries, 1 TD  
145, Kerryon Johnson at Texas A&M (11/4/2017) - 29 carries, 1 TD  
145, Brent Fullwood vs. Alabama (11/29/1986) - 21 carries, 2 TD  
145, Brent Fullwood at Vanderbilt (10/11/1986) - 7 carries, 1 TD  
144, Ben Tate vs. Ole Miss (10/31/2009) - 25 carries, 1 TD  
144, Joe Cribbs vs. Georgia Tech (10/21/1978) - 20 carries  
143, Michael Dyer vs. Oregon [BCS Championship] (1/10/2011) - 22 carries  
143, William Andrews at Memphis State (10/9/1976) - 20 carries, 1 TD  
142, Bo Jackson vs. Alabama (11/30/1985) - 31 carries, 2 TD  
142, William Andrews at Georgia (11/12/1977) - 25 carries, 2 TD  
141, Michael Dyer at South Carolina (10/1/2011) - 41 carries, 1 TD  
141, James Bostic vs. Louisiana-Lafayette (10/24/1992) - 30 carries

# Individual Game Highs

140, Nick Marshall vs. Ole Miss (10/5/2013) - 14 carries, 2 TD  
140, James Bostic vs. Mississippi State (10/9/1993) - 20 carries  
139, Rudi Johnson vs. LSU (9/16/2000) - 36 carries, 1 TD  
139, Terry Henley vs. Florida (10/30/1971) - 12 carries, 1 TD  
138, Cameron Artis-Payne at Ole Miss (11/1/2014) - 27 carries, 1 TD  
138, James Bostic vs. Ole Miss (9/2/1993) - 28 carries, 1 TD  
138, Lionel James at Mississippi State (10/23/1982) - 20 carries, 1 TD  
137, Kerryon Johnson vs. ULM (11/18/2017) - 22 carries, 1 TD  
137, Peyton Barber vs. Mississippi State (9/26/2015) - 27 carries  
136, Kerryon Johnson vs. Georgia Southern (9/2/2017) - 13 carries, 1 TD  
136, Kam Martin vs. Georgia Southern (9/2/2017) - 16 carries, 1 TD  
136, Terry Henley vs. Mississippi State (9/9/1972) - 32 carries, 1 TD  
134, Brent Fullwood vs. Tennessee (9/29/1984) - 20 carries  
134, James Brooks vs. Georgia Tech (10/18/1980) - 31 carries, 1 TD  
134, James Brooks vs. Vanderbilt (10/13/1979) - 11 carries, 2 TD  
133, Cameron Artis-Payne vs. Western Carolina (10/12/2013) - 7 carries, 1 TD  
133, Rudi Johnson at Florida (10/14/2000) - 22 carries  
133, Joe Cribbs vs. Alabama (11/26/1977) - 15 carries, 1 TD  
133, Tommy Traylor vs. Mississippi State (11/7/1970) - 9 carries, 2 TD  
132, Tre Mason at LSU (9/21/2013) - 26 carries, 2 TD  
132, Ben Tate vs. Kentucky (10/17/2009) - 31 carries, 1 TD  
131, Stacy Danley at Florida (10/29/1988) - 29 carries, 1 TD  
130, Rudi Johnson at Alabama (11/18/2000) - 37 carries  
130, Stacy Danley vs. Alabama (12/2/1989) - 28 carries  
130, James Brooks vs. Mississippi State (11/10/1979) - 12 carries, 2 TD  
129, Cameron Artis-Payne vs. Samford (11/22/2014) - 24 carries, 1 TD  
129, Lionel James vs. Tennessee (9/25/1982) - 14 carries, 2 TD  
129, Phil Gargis vs. Florida State (10/23/1976) - 14 carries, 4 TD  
128, Kamryn Pettway vs. Mercer (9/16/2017) - 34 carries, 3 TD  
128, Onterio McCalebb vs. ULM (9/15/2012) - 11 carries, 1 TD  
128, Ben Tate at Tennessee (10/3/2009) - 25 carries, 1 TD  
128, Rudi Johnson vs. Vanderbilt (9/30/2000) - 19 carries  
128, Darrell Williams at Georgia (11/18/1989) - 26 carries, 1 TD  
126, Jovon Robinson vs. Memphis (12/30/2015) - 27 carries, 1 TD  
126, Cameron Artis-Payne vs. Wisconsin (1/1/2015, Outback) - 26 carries, 2 TD  
126, Cameron Artis-Payne vs. LSU (10/4/2014) - 24 carries  
126, Tre Smith at Alabama (11/23/2002) - 25 carries  
126, James Joseph vs. Mississippi State (10/22/1988) - 17 carries, 1 TD  
125, Peyton Barber vs. Jacksonville State (9/12/2015) - 23 carries, 1 TD  
124, Kerryon Johnson vs. Arkansas State (9/10/2016) - 18 carries, 2 TD  
124, Ronnie Brown vs. Georgia (11/16/2002) - 25 carries, 1 TD  
123, Kamryn Pettway vs. Texas A&M (9/17/2016) - 20 carries, 1 TD  
123, Bo Jackson at Georgia Tech (10/15/1983) - 18 carries, 1 TD  
123, Bo Jackson vs. Florida State (10/1/1983) - 15 carries  
123, Bo Jackson vs. Wake Forest (9/11/1982) - 10 carries, 2 TD  
122, Ja'Tarvious Whitlow vs. Alabama State (9/8/2018) - 14 carries  
122, Carnell Williams at Mississippi State (9/11/2004) - 19 carries, 2 TD  
122, Stephen Davis vs. Samford (9/11/1993) - 18 carries, 2 TD  
122, Bob Bradley vs. Florida State (10/23/1976) - 21 carries  
121, Bo Jackson at Georgia (11/16/1985) - 19 carries, 2 TD  
121, Joe Cribbs vs. Arizona (9/10/1977) - 17 carries, 1 TD  
121, Kenny Burks at Tennessee (9/27/1975) - 25 carries, 2 TD  
121, Wallace Clark at Georgia Tech (10/18/1969) - 21 carries, 1 TD  
120, Peyton Barber at Arkansas (10/24/2015) - 37 carries, 4 TD  
120, Stephen Davis vs. East Tenn. St (9/24/1994) - 16 carries, 2 TD  
120, Brent Fullwood vs. Cincinnati (11/8/1986) - 11 carries  
120, James Brooks at Tennessee (9/29/1979) - 15 carries, 1 TD  
119, Nick Marshall vs. LSU (10/4/2014) - 16 carries, 2 TD  
119, Stephen Davis vs. Penn State (1/1/1996) - 12 carries  
119, James Joseph vs. Ole Miss (9/15/1990) - 22 carries, 1 TD  
119, Chester O'Neal vs. Wake Forest (9/19/1981) - 14 carries, 1 TD  
119, Phil Gargis at Georgia (11/15/1975) - 29 carries  
119, Mitzi Jackson vs. Georgia Tech (10/19/1974) - 20 carries  
118, Bo Jackson vs. Alabama (12/1/1984) - 22 carries, 1 TD  
118, Bo Jackson at Georgia (11/12/1983) - 18 carries  
118, Lionel James vs. Wake Forest (9/11/1982) - 10 carries, 1 TD  
118, Joe Cribbs vs. Alabama (12/2/1978) - 32 carries, 2 TD  
117, Shaun Shivers vs. Alabama State (9/8/2018) - 13 carries, 1 TD  
117, Tre Mason at Tennessee (11/9/2013) - 20 carries, 3 TD  
117, Ben Tate vs. Louisiana Tech (9/5/2009) - 20 carries  
117, Kenny Irons at South Carolina (9/28/2006) - 24 carries, 2 TD  
117, Stacy Danley vs. LSU (10/14/1989) - 27 carries, 1 TD  
117, Secdrick McIntyre vs. Mississippi State (11/10/1973) - 20 carries, 3 TD  
117, Wallace Clark vs. Alabama (11/29/1969) - 24 carries, 3 TD  
116, Kam Martin vs. Liberty (11/17/2018) - 17 carries  
116, Kerryon Johnson vs. Mississippi State (9/30/2017) - 23 carries, 3 TD  
116, Cameron Artis-Payne vs. Louisiana Tech (9/27/2014) - 22 carries, 1 TD  
116, James Bostic vs. Southern Miss. (9/25/1993) - 25 carries, 3 TD  
115, Peyton Barber vs. Louisville (9/5/2015) - 24 carries  
115, Tre Mason vs. Georgia (11/16/2013) - 27 carries, 1 TD  
115, Ben Tate vs. Louisiana-Monroe (8/30/2008) - 13 carries  
115, Fred Smith at Vanderbilt (10/12/1991) - 8 carries, 1 TD  
115, Tommie Agee vs. Georgia (11/17/1984) - 9 carries  
115, Lionel James vs. Maryland (11/5/1983) - 14 carries  
115, George Peoples at Texas Christian (9/13/1980) - 28 carries  
115, Mickey Zofko vs. Kentucky (10/4/1969) - 12 carries, 1 TD  
114, Onterio McCalebb vs. Mississippi State (9/12/2009) - 16 carries, 1 TD  
114, Ben Tate, Ben vs. Buffalo (9/23/2006) - 7 carries, 2 TD  
114, Rudi Johnson vs. Arkansas (10/28/2000) - 29 carries, 1 TD  
114, James Joseph vs. Western Carolina (10/4/1986) - 14 carries, 2 TD  
114, Bo Jackson vs. Alabama (11/27/1982) - 17 carries, 1 TD  
114, Bo Jackson vs. Rutgers (11/6/1982) - 15 carries, 1 TD  
113, Onterio McCalebb vs. New Mexico State (11/3/2012) - 8 carries, 2 TD  
113, Carnell Williams vs. Louisiana-Monroe (11/1/2003) - 7 carries, 2 TD  
113, Stephen Davis at Florida (10/15/1994) - 20 carries  
113, Charles Thomas vs. North Carolina State (10/6/1979) - 8 carries, 2 TD  
112, Cameron Artis-Payne vs. San Jose' State (9/6/2014) - 16 car, 3 TD  
112, Michael Dyer at Arkansas (10/8/2011) - 21 carries, 1 TD  
112, Fred Beasley at Ole Miss (9/14/1996) - 18 carries, 2 TD  
112, James Brooks at Tennessee (9/24/1977) - 12 carries  
112, Secdrick McIntyre vs. Georgia (11/16/1974) - 19 carries, 1 TD  
112, Mitzi Jackson vs. Houston (10/27/1973) - 21 carries  
111, Ben Tate vs. New Mexico State (9/22/2007) - 21 carries, 1 TD  
111, Kenny Irons vs. Western Kentucky (9/24/2005) - 18 carries, 1 TD  
111, Stephen Davis vs. Northeast La. (11/4/1995) - 12 carries, 2 TD  
111, Lionel James vs. Georgia (11/13/1982) - 8 carries, 1 TD  
111, Bo Jackson vs. Kentucky (10/9/1982) - 18 carries  
111, Joe Cribbs at Florida (11/4/1978) - 30 carries  
111, Tom Bryan vs. Ole Miss (12/18/1965) - 19 carries, 1 TD  
110, Rudi Johnson vs. No. Illinois (9/23/2000) - 23 carries, 1 TD  
110, James Bostic at LSU (9/18/1993) - 13 carries, 1 TD  
110, James Joseph vs. Kentucky (9/10/1988) - 17 carries, 2 TD  
110, Bo Jackson vs. Tennessee (9/25/1982) - 17 carries, 1 TD  
109, Onterio McCalebb vs. Virginia [Chick-fil-A] - 10 carries, 1 TD  
109, Ronnie Brown vs. Louisiana Tech (10/9/2004) - 10 carries, 1 TD  
109, Markeith Cooper vs. Fresno State (9/7/1996) - 8 carries, 1 TD  
109, James Bostic at Florida (10/17/1992) - 22 carries  
109, Chester O'Neal at Tennessee (9/26/1981) - 21 carries  
109, William Andrews vs. Georgia (11/18/1978) - 15 carries  
108, Kerryon Johnson vs. Alabama A&M (11/19/2016) - 18 carries, 1 TD  
108, Ben Tate vs. Northwestern [Outback] (1/1/2010) - 20 carries, 2 TD  
108, Ben Tate at Vanderbilt (10/4/2008) - 27 carries  
108, James Burson at Tennessee (9/30/1961)  
106, Tre Mason vs. Clemson (9/1/2012) - 14 carries  
106, Kenny Irons at Ole Miss (10/28/2006) - 23 carries  
106, Carnell Williams at Mississippi State (9/19/2002) - 28 carries, 2 TD  
106, Darell Williams vs. Louisiana Tech (11/11/89) - 17 carries, 2 TD  
106, Harry Mose vs. Mississippi State (10/24/1987) - 16 carries, 1 TD  
105, Nick Marshall vs. Louisiana Tech (9/27/2014) - 13 carries  
105, Bo Jackson vs. Maryland (10/5/1983) - 18 carries, 1 TD  
105, Terry Henley vs. Florida State (10/28/1972) - 27 carries, 3 TD  
104, Ja'Tarvious Whitlow vs. LSU (9/15/2018) - 22 carries, 1 TD  
104, Kerryon Johnson vs. Alabama (11/25/2017) - 30 carries, 1 TD  
104, Onterio McCalebb vs. Alabama A&M (11/17/2012) - 15 carries, 2 TD  
104, Stephen Davis at Mississippi State (10/8/1994) - 20 carries, 2 TD  
104, James Bostic vs. New Mexico State (11/6/1993) - 11 carries  
104, Joe Cribbs vs. North Carolina State (10/6/1979) - 19 carries, 3 TD  
104, William Andrews vs. Florida (10/29/1977) - 14 carries  
104, Tommy Lowry vs. Wake Forest (9/20/1969) - 8 carries, 1 TD  
103, Nick Marshall vs. San Jose' State (9/6/2014) - 11 car, 1 TD  
103, Mario Fannin vs. New Mexico State (9/22/2007) - 15 carries, 3 TD  
103, Kenny Irons vs. Alabama (11/19/2005) - 28 carries, 1 TD  
103, Kenny Irons at Kentucky (11/5/2005) - 23 carries, 3 TD  
103, Carnell Williams vs. Louisiana-Monroe 9/4/2004) - 23 carries  
103, Carnell Williams vs. Ole Miss (11/8/2003) - 20 carries, 1 TD  
103, Brandon Jacobs vs. Western Kentucky (9/27/2003) - 10 carries, 1 TD



# Individual Game Highs

103, Bo Jackson at Texas (9/15/1984) - 14 carries, 1 TD  
103, Tommy Lowry at Georgia Tech (10/16/1971) - 12 carries, 1 TD  
102, Ricardo Louis vs. South Carolina (10/25/2014) - 3 carries, 1 TD  
102, Cameron Artis-Payne vs. Arkansas State (9/7/2013) - 19 carries, 1 TD  
102, Demontray Carter vs. Alabama (11/21/1998) - 22 carries  
102, Stacy Danley vs. Southern Miss (9/16/1989) - 21 carries, 1 TD  
102, Brent Fullwood, vs. Cincinnati (11/10/1984) - 5 carries, 1 TD  
101, Kamryn Pettway vs. Oklahoma [Sugar] (1/2/2017) - 24 carries  
101, Nick Marshall vs. Missouri (12/7/2013) - 16 carries, 1 TD  
101, Kenny Irons vs. Ole Miss (10/29/2005) - 32 carries, 1 TD  
101, Carnell Williams vs. Georgia (11/13/2004) - 19 carries, 1 TD  
101, Ronnie Brown vs. Arkansas (10/16/2004) - 15 carries, 1 TD  
101, Joe Frazier at Georgia (11/16/1991) - 13 carries, 1 TD  
101, Lionel James vs. Boston College (12/18/1982) - 17 carries  
101, Harry Unger vs. UT Chattanooga (9/23/1972) - 23 carries  
101, Tommy Lowry vs. Florida (10/30/1971) - 17 carries  
101, Mickey Zofko at Georgia (11/15/1969) - 25 carries, 1 TD  
100, Nick Marshall at Mississippi State (10/11/2014) - 17 carries  
100, Tre Mason vs. Western Carolina (10/12/2013) - 6 carries, 2 TD  
100, Nick Marshall at Texas A&M (10/19/2013) - 20 carries, 2 TD  
100, Michael Dyer vs. LSU (10/23/2010) - 15 carries  
100, Michael Dyer vs. South Carolina (9/25/2010) - 23 carries  
100, Carnell Williams vs. Tennessee (12/4/2004) - 19 carries, 1 TD  
100, Ronnie Brown at Ole Miss (10/30/2004) - 16 carries, 1 TD  
100, Eric Hines-Tucker vs. ULM (11/4/1995) - 13 carries, 1 TD  
100, James Brooks at TCU (9/13/1980) - 18 carries  
100, Joe Cribbs vs. North Carolina State (10/8/1977) - 14 carries, 1 TD  
100, Mitzi Jackson vs. Virginia Tech (10/4/1975) - 13 carries  
100, Phil Gargis vs. Louisville (9/14/1974) - 11 carries, 2 TD

## 100-Yard Rushing Game Leaders

21- Bo Jackson (1982-85)  
16- Carnell Williams (2001-04)  
13- James Brooks (1977-80)  
13- Joe Cribbs (1976-79)  
12- Tre Mason (2011-13)  
12- Ben Tate (2006-09)  
12- Stephen Davis (1993-95)  
12- Brent Fullwood (1983-86)  
11- Kenny Irons (2005-06)  
11- Cameron Artis-Payne (2013-14)  
11- Kerryon Johnson (2015-17)  
10- Michael Dyer (2010-11)  
10- Rudi Johnson (2000)  
10- James Bostic (1991-93)  
8- Nick Marshall (2013-14)  
8- Ronnie Brown (2000-04)  
8 - Kamryn Pettway (2015-16)  
7- James Joseph (1986-90)  
6 - Onterio McCalebb (2009-12)  
6- Cam Newton (2010)  
6- Stacy Danley (1987-89)  
6- Lionel James (1980-83)  
5 -Peyton Barber (2014-15)  
5- Terry Henley (1970-72)  
5- Jimmy Sidle (1962-64)  
5- Fob James (1952-55)  
4- William Andrews (1976-78)  
4- Phil Gargis (1974-76)  
4- Mitzi Jackson (1973-75)

## Auburn's 100-yard Rushing, 1st Half (since 1980)

206, Bo Jackson vs. Southwest Louisiana (9/7/1985)—10 carries, 3 TD  
195, Tre Mason vs. Missouri (12/7/2013) - 23 carries, 2 TD  
170, Bo Jackson vs. Ole Miss (10/5/1985)—23 carries, 1 TD  
165, Tre Mason vs. Alabama A&M (11/17/2012) - 9 carries, 2 TD  
164, Nick Marshall at Tennessee (11/9/2013) - 8 carries, 2 TD  
159, Kerryon Johnson vs. Ole Miss (10/7/2017) - 16 carries, 3 TD  
154, Carnell Williams vs. Mississippi State (10/18/2003)—13 carries, 5 TD  
154, Brent Fullwood at Mississippi State (10/25/1986)—13 carries, 2 TD  
152, Ronnie Brown at Ole Miss (11/2/2002)—16 carries, 2 TD  
152, James Bostic vs. Arkansas (10/31/1992)—15 carries, 1 TD

148, Kamryn Pettway at Ole Miss (10/29/2016) - 14 carries, 1 TD  
147, Kenny Irons vs. Ball State (9/17/2005)—11 carries, 2 TD  
147, Cam Newton vs. Arkansas State (9/4/2010)—9 carries, 2 TD  
142, Cam Newton vs. Arkansas (10/16/2010)—13 carries, 1 TD  
139, Bo Jackson vs. Alabama (12/3/1983)—8 carries, 1 TD  
136, Kerryon Johnson vs. Georgia Southern (9/2/2017) - 16 carries, 1 TD  
132, Cam Newton at Kentucky (10/9/2010)—13 carries, 4 TD  
128, Lionel James vs. Southern Miss (9/10/1983)—7 carries, 1 TD  
127, Kerryon Johnson vs. ULM (10/1/2016) - 21 carries, 2 TD  
125, Kerryon Johnson at LSU (10/14/2017) - 21 carries, 1 TD  
125, Kamryn Pettway at Mississippi State (10/8/2016) - 27 carries, 3 TD  
125, Kenny Irons at Georgia (11/12/2005)—19 carries, 2 TD  
124, Carnell Williams at Arkansas (10/11/2003)—20 carries, 1 TD  
122, Ja'Tarvious Whiltow vs. Alabama State (9/8/2018) - 14 carries  
120, Casinius Moore vs. Mississippi State (10/6/2001)—10 carries, 1 TD  
119, Peyton Barber vs. San Jose' State (10/3/2015) -- 11 carries, 2 TD  
117, Kamryn Pettway vs. Arkansas (10/22/2016) - 16 carries, 1 TD  
113, Carnell Williams vs. ULM (11/1/2003)—7 carries, 2 TD  
112, Kam Martin vs. Liberty (11/17/2018) - 15 carries  
112, Kerryon Johnson vs. Alabama A&M (11/19/2016) - 18 carries, 1 TD  
110, Stacy Danley vs. Georgia (11/12/1988)—20 carries, 0 TD  
110, James Brooks vs. Richmond (10/4/1980)—23 carries, 2 TD  
109, Tommie Agee vs. Georgia (11/17/1984)—6 carries, 0 TD  
108, Kenny Irons vs. Western Kentucky (9/24/2005)—16 carries, 1 TD  
107, Kerryon Johnson vs. Arkansas State (9/10/2016) - 15 carries, 2 TD  
107, Jovon Robinson at Texas A&M (11/7/2015) -- 15 carries, 1 TD  
107, Bo Jackson vs. Southern Miss (9/14/1985)—14 carries, 1 TD  
106, Kerryon Johnson vs. Mississippi State (9/30/2017) - 15 carries, 1 TD  
106, Cameron Artis-Payne vs. San Jose' State (9/6/2014) - 15 carries, 3 TD  
106, James Brooks at LSU (10/11/1980)—17 carries, 0 TD  
103, Kamryn Pettway vs. Arkansas State (9/10/2016) - 10 carries  
103, Kenny Irons at Kentucky (11/5/2005)—23 carries, 3 TD  
103, Ronnie Brown vs. Georgia (11/16/2002)—15 carries, 1 TD  
103, Bo Jackson at Georgia (11/16/1985)—10 carries, 1 TD  
101, Cameron Artis-Payne vs. Texas A&M (11/8/2014) - 17 carries, 2 TD  
101, Tre Mason vs. Alabama (11/30/2013) - 15 carries, 1 TD  
101, Rudi Johnson vs. Louisiana Tech (10/21/2000)—19 carries, 2 TD  
100, Tre Mason vs. Western Carolina (10/12/2013) - 6 carries, 2 TD

## Auburn's 100-yard Rushing, 2nd Half (since 1980)

189, Stephen Davis vs. Arkansas (10/29/1994)—17 carries, 3 TD  
176, Kam Martin vs. Alabama A&M (11/19/2016) - 21 carries, 2 TD  
164, Kenny Irons at LSU (10/22/2005)—12 carries, 1 TD  
162, Tristan Davis at Kentucky (11/5/2005)—8 carries, 1 TD  
159, Brent Fullwood vs. Tennessee (9/27/1986)—12 carries, 1 TD  
158, Ben Tate at Arkansas (10/10/2009)—13 carries, 2 TD  
155, Bo Jackson at Georgia Tech (10/19/1985)—18 carries, 1 TD  
148, Rudi Johnson vs. Louisiana Tech (10/21/2000)—14 carries, 2 TD  
144, Ben Tate vs. Tulane (10/21/2006)—22 carries, 1 TD  
140, Michael Dyer at Ole Miss (10/30/2010)—15 carries, 1 TD  
139, Cam Newton vs. LSU (10/23/2010)—16 carries, 1 TD  
134, Kodi Burns vs. UT Martin (11/8/2008) -7 carries, 2 TD  
132, Tre Mason at Texas A&M (10/19/2013) - 15 carries, 1 TD  
129, Rudi Johnson vs. Georgia (11/11/2000)—22 carries, 0 TD  
129, Stacy Danley vs. Alabama (11/27/1987)—17 carries, 0 TD  
127, Ronnie Brown vs. Mississippi State (9/11/2004)—10 carries, 0 TD  
127, Carnell Williams at Arkansas (10/27/2001)—11 carries, 1 TD  
127, James Bostic vs. Alabama (11/20/1993)—13 carries, 1 TD  
126, Kenny Irons at Arkansas (10/15/2005)—23 carries, 0 TD  
124, Bo Jackson vs. Florida (10/29/1983)—8 carries, 1 TD  
123, Kamryn Pettway vs. Vanderbilt (11/5/2016) - 13 carries  
123, Tommie Agee vs. Maryland (11/5/1983)—15 carries, 1 TD  
122, Cameron Artis-Payne vs. Arkansas (8/30/2014) - 12 carries, 0 TD  
120, Cameron Artis-Payne vs. Texas A&M (11/8/2014) - 13 carries  
119, Ronnie Brown vs. Penn State (1/1/2003)—23 carries, 2 TD  
117, Shaun Shivers vs. Alabama State (9/8/2018) - 13 carries, 1 TD  
117, Rudi Johnson vs. Wyoming (8/31/2000)—11 carries, 2 TD  
117, Bo Jackson vs. Alabama (12/3/1983)—12 carries, 1 TD  
115, Ben Tate vs. Mississippi State (9/12/2009)—14 carries, 1 TD  
114, Ben Tate vs. Buffalo (9/23/2006)—7 carries, 2 TD  
113, Kenny Irons vs. Washington State (9/2/2006)—9 carries, 1 TD  
112, Carnell Williams vs. Alabama (11/22/2003)—17 carries, 1 TD



# Individual Game Highs

112, Stephen Davis at Georgia (11/11/1995)—17 carries, 0 TD  
 111, Cameron Artis-Payne vs. Western Carolina (10/12/2013) - 4 carries, 1 TD  
 109, Tre Mason vs. Missouri (12/7/2013) - 23 carries, 2 TD  
 109, Markeith Cooper vs. Fresno State (9/7/1996)—8 carries, 1 TD  
 109, Stephen Davis vs. Florida (10/14/1995)—11 carries, 1 TD  
 109, James Bostic at Georgia (11/13/1993)—11 carries, 1 TD  
 108, Tre Mason vs. New Mexico State (11/3/2012) - 10 carries, 1 TD  
 108, Onterio McCalebb vs. Louisiana Tech (9/5/2009)—16 carries, 1 TD  
 107, Ronnie Brown at Florida (10/19/2002)—17 carries, 1 TD  
 105, Stephen Davis vs. Georgia (11/12/1994)—18 carries, 1 TD  
 104, James Brooks at LSU (10/11/1980)—18 carries, 1 TD  
 102, James Joseph vs. Mississippi State (10/28/1989)—21 carries, 1 TD  
 100, Ben Tate vs. Ole Miss (10/31/2009)—14 carries, 1 TD

\*\* Missing 1981 Tennessee, 1982 Mississippi State, 1982 Georgia and 1983 Georgia Tech

## Opponent 100-yard Rushing Games

271, Derrick Henry, Alabama (11/28/2015) - 1 TD  
 251, Melvin Gordon, Wisconsin (1/1/2015, Outback) - 3 TD  
 241, Fred Talley, Arkansas (10/12/2002) - 1 TD  
 233, Bobby Marlow, Alabama (12/1/1951) - 3 TD  
 232, Cecil Collins, LSU (9/20/1997) - 2 TD  
 231, Andre Ellington, Clemson (9/1/2012)  
 228, Leonard Fournette, LSU (9/19/2015) - 3 TD  
 225, Reggie Cobb, Tennessee (9/30/1989) - 1 TD  
 221, Johnny Musso, Alabama (11/28/1970) - 1 TD  
 213, Brian Calhoun, Wisconsin (1/2/2006) - 1 TD  
 207, Noel Devine, West Virginia (10/23/2008) - 1 TD  
 204, Bobby Humphrey, Alabama (11/29/1986)  
 203, Trent Richardson, Alabama (11/26/2011)  
 203, Kevin McLee, Georgia (11/13/1976) - 1 TD  
 199, Santonio Beard, Alabama (11/17/2001)- 2 TD  
 196, Errict Rhett, Florida (10/16/1993) - 1 TD  
 195, Nick Fitzgerald, Mississippi State (10/6/2018) - 2 TD  
 192, Gene Jelks, Alabama (11/30/1985) - 2 TD  
 186, D'Andre Smith, Georgia (11/10/2018) - 1 TD  
 186, Dexter McCluster, Ole Miss (10/30/2009) - 1 TD  
 186, Madre Hill, Arkansas (10/28/1995) - 1 TD  
 184, Jeremy Hill, LSU (9/21/2013) - 3 TD  
 182, Gerald Riggs, Tennessee [SEC] (12/4/2004) - 2 TD  
 177, Herschel Walker, Georgia (11/13/1982) - 2 TD  
 177, Larry Gressette, Clemson (11/24/1951) - 1 TD  
 176, Michael Smith, Arkansas (10/11/2008) - 1 TD  
 173, Lew Thomas, Vanderbilt (9/29/2001) - 2 TD  
 170, Larry Key, Florida State (10/22/1977) - 2 TD  
 169, Earnest Graham, Florida (12/2/2000)  
 169, Zac Stacy, Vanderbilt (10/20/2012) - 1 TD  
 168, Bobby North, Georgia Tech (10/15/1949) - 1 TD  
 167, Johnny Musso, Alabama (11/27/1971) - 2 TD  
 165, Herschel Walker, Georgia (11/14/1981) - 1 TD  
 164, Moe Williamson, Kentucky (9/30/1995) - 2 TD  
 164, Sherman Williams, Alabama (11/19/1994) - 1 TD  
 163, Andy Johnson, Georgia (11/13/1971) - 1 TD  
 163, Fred Cone, Clemson (11/25/1950) - 3 TD  
 161, Fred Talley, Arkansas (10/28/2000) - 1 TD  
 160, Tyler Ervin, San Jose' State (10/3/2015) - 1 TD  
 158, Al Pollard, Georgia (11/13/1976) - 2 TD  
 157, Torin Kirtsey, Georgia (11/11/1995) - 2 TD  
 153, Reggie Taylor, Cincinnati (11/8/1986) - 1 TD  
 149, Jimmy DuBose, Florida (11/1/1975) - 1 TD  
 149, James Stewart, Tennessee (9/28/1991)  
 148, Frank Mordica, Vanderbilt (10/14/1978)  
 147, James McDougald, Wake Forest (10/27/1979) - 4 TD  
 145, Michael Smith, Arkansas (10/10/2009) - 1 TD  
 145, Darren McFadden, Arkansas (10/7/2006) - 1 TD  
 144, Nick Chubb, Georgia (11/15/2014) - 2 TD  
 144, T.J. Yeldon, Alabama (11/30/2013) - 1 TD  
 144, Glen Coffee, Alabama (11/29/2008) - 1 TD  
 143, Jimmy DuBose, Florida (11/2/1974)  
 142, Kerry Goode, Alabama (12/3/1983)  
 142, Junior Smith, East Carolina (11/5/1994) - 1 TD  
 142, James Mungro, Syracuse (9/22/2001) - 3 TD

142, Errict Rhett, Florida (11/03/1990) - 2 TD  
 142, Curt Watson, Tennessee (9/26/1970)  
 141, Tony Nathan, Alabama (11/27/1976) - 2 TD  
 140, Andre Ellington, Clemson (9/18/2010) - 1 TD  
 140, PJ Daniels, Georgia Tech (9/6/2003) - 1 TD  
 140, Jamal Lewis, Tennessee (10/3/1998) - 1 TD  
 140, Fred Taylor, Florida (10/18/1997)  
 140, Alonzo Highsmith, Miami (8/28/1984)  
 139, Roscoe Coles, Virginia Tech (10/4/1975) - 1 TD  
 138, Todd Gurley, Georgia (11/15/2014) - 1 TD  
 138, Stanley Morgan, Tennessee (9/27/1975)  
 137, Jeff Scott, Mississippi (10/13/2012)  
 137, Terrell Middleton, Memphis (10/9/1976)  
 137, Dou Innocent, Mississippi (9/2/1995)  
 136, Dicenso Miller, Mississippi State (10/7/2000)  
 135, Vick Ballard, Mississippi State (9/10/2011) - 1 TD  
 134, Jeff Scott, Ole Miss (10/30/2010) - 1 TD  
 133, Dak Prescott, Mississippi State (9/14/2013) - 2 TD  
 133, James Johnson, Mississippi State (10/10/1998) - 1 TD  
 132, Isaiah Crowell, Georgia (11/12/2011) - 1 TD  
 132, Charles Scott, LSU (9/20/2008)  
 131, Eddie Lacy, Alabama (11/24/2012) - 2 TD  
 131, Knowshon Moreno, Georgia (11/15/2008)  
 131, Willie Parker, North Carolina (12/31/2001) - 1 TD  
 131, Dennis Riddle, Alabama (11/23/1996)  
 130, Olandis Gary, Georgia (11/14/1998) - 2 TD  
 129, Joe Smith, Louisiana Tech (10/20/2001) - 1 TD  
 128, Noel Devine, West Virginia (9/19/2009) - 3 TD  
 128, Phil Rogers, Virginia Tech (10/4/1975) - 1 TD  
 127, Trayveon Williams, Texas A&M (9/17/2016) - 1 TD  
 127, T.J. Yeldon, Alabama (11/29/2014) - 2 TD  
 127, Carlton Thomas, Georgia (11/12/2011)  
 127, Justin Vincent, LSU (10/25/2003)  
 127, Ahmaad Galloway, Alabama (11/17/2001)  
 127, Jamal Lewis, Tennessee (12/6/1997)  
 127, Eddie Lee Ivery, Georgia Tech (10/21/1978)  
 127, Sonny Collins, Kentucky (10/12/1974)  
 126, Kylin Hill, Mississippi State (10/6/2018)  
 126, Derrick Locke, Kentucky (10/17/2009)  
 125, Terry Daniels, Tennessee (9/27/1980)  
 124, Rajion Neal, Tennessee (11/9/2013) - 1 TD  
 124, Rafael Little, Kentucky (11/5/2005) - 2 TD  
 124, Whit Taylor, Vanderbilt (10/13/1979) - 1 TD  
 124, Kelsey Finch, Tennessee (9/25/1976) - 1 TD  
 123, Wayne Gallman, Clemson (9/3/2016) - 1 TD  
 123, Henry Josey, Missouri (12/7/2013)  
 123, Nick Turner, Mississippi State (10/18/2003) - 1 TD  
 121, Dak Prescott, Mississippi State (10/11/2014) - 2 TD  
 120, LaBrandon Toefield, LSU (12/1/2001) - 1 TD  
 119, Jeremiaha Gates, Samford (11/19/2011)  
 119, Preston Kendrick, Florida (11/3/1973) - 1 TD  
 119, Joseph Dupree Jr., Georgia (11/17/1990)  
 119, Don McLeary, Tennessee (9/26/1970) - 1 TD  
 118, Stephen Pitts, Penn State (1/1/1996) - 1 TD  
 117, Matt Forte, Tulane (10/21/2006)  
 117, Garrison Hearst, Georgia (11/14/1992) - 1 TD  
 116, McKenzie Milton, UCF (1/1/2018, Peach) - 1 TD  
 116, Todd Gurley, Georgia (11/10/2012) - 1 TD  
 116, Wayne Jones, Mississippi State (11/10/1973)  
 116, Mike Richardson, SMU (9/21/1968)  
 116, Marcus Gilbert, TCU (9/5/1981) - 2 TD  
 116, Elijah Williams, Florida (10/19/1996) - 1 TD  
 115, Sammie Smith, Florida State (1/2/1989)  
 115, Chrys Chukwuma, Arkansas (10/30/1999) - 1 TD  
 114, Brandon Bolden, Ole Miss (10/29/2011) - 2 TD  
 114, Garrison Hearst, Georgia (11/16/1991) - 1 TD  
 113, Boom Williams, Kentucky (10/15/2015) - 2 TD  
 113, Terrell Davis, Georgia (11/12/1994)  
 113, Horace King, Georgia (11/17/1973) - 1 TD  
 112, Rodney Lee, Georgia Tech (10/15/1977)  
 112, Errict Rhett, Florida (11/2/1991) - 1 TD  
 112, C.J. Spiller, Clemson (12/31/2007) - 1 TD  
 112, Andy Reid, Georgia (11/15/1975) - 2 TD

# Individual Game Highs

111, Walter Reyes, Syracuse (9/28/2002) - 2 TD  
111, P.J. Daniels, Georgia Tech (9/3/2005) - 1 TD  
111, Fred Taylor, Florida (10/14/1995) - 1 TD  
110, Fred Taylor, Florida (10/19/1996)  
110, Ben Garry, Southern Miss (9/17/1977) - 1 TD  
110, Amp Lee, Florida State (10/21/1989)  
109, Tra Carson, Texas A&M (11/7/2015)  
109, Trey Williams, Texas A&M (10/27/2012) - 1 TD  
109, Randall Cobb, Kentucky (10/17/2009) - 1 TD  
109, Sonny Collins, Kentucky (10/11/1975)  
109, Ricky Moore, Alabama (12/3/1983) - 1 TD  
109, Hank Phillips, Mississippi State (10/26/1985)  
108, Neal Anderson, Florida (11/3/1984) - 1 TD  
108, Jeff Leggett, Florida State (10/23/1976) - 2 TD  
108, Darren McFadden, Arkansas (10/15/2005) - 2 TD  
107, Trayveon Williams, Texas A&M (11/3/2018) - 2 TD  
107, Steve Whitman, Alabama (12/1/1979)  
106, Lamar Jackson, Louisville (9/5/2015) - 1 TD  
106, Chris Relf, Mississippi State (9/10/2011)  
106, Jimmy Streater, Tennessee (9/29/1979) - 2 TD  
106, Billy Ray Vickers, N.C. State (10/8/1977)  
105, Alex Collins, Arkansas (10/24/2015) - 1 TD  
105, Corey Clement, Wisconsin (1/1/2015, Outback)  
105, Keith Marshall, Georgia (11/10/2012) - 1 TD  
105, Kregg Lumpkin, Georgia (11/11/2006) - 1 TD  
105, Joseph Addai, LSU (10/22/2005)  
104, Jonathan Williams, Arkansas (11/2/2013)  
104, Cordera Eason, Ole Miss (11/1/2008)  
104, Stanley Howell, Mississippi State (11/10/1979)  
104, Ottis Anderson, Miami (10/7/1978)  
104, Major Ogilvie, Alabama (12/2/1978)  
104, Johnny Davis, Alabama (11/26/1977) - 1 TD  
104, Felix Jones, Arkansas (10/7/2006) - 1 TD  
104, Deuce McAllister, Mississippi (9/9/2000) - 3 TD  
104, Bruce Threadgill, Mississippi State (11/8/1975) - 1 TD  
104, Bo Carroll, Florida (10/16/1999) - 1 TD  
103, Trayveon Williams, Texas A&M (11/4/2017)  
103, Charlie Fulton, Tennessee (9/30/1967) - 2 TD  
103, Roosevelt Snipes, Florida State (10/13/1984)  
103, Frank Mordica, Vanderbilt (10/13/1979) - 1 TD  
103, Anthony Head, Georgia Tech (10/18/1975) - 3 TD  
103, Anthony Dixon, Mississippi State (9/15/2007)  
102, Steve Bisceglia, Alabama (12/2/1972) - 1 TD  
102, Marcus Wilson, Vanderbilt (10/12/1991) - 3 TD  
102, Keith Davis, Tennessee (9/28/1985)  
102, Jeff Rutledge, Alabama (11/26/1977)  
101, Nick Chubb, Georgia (11/12/2016)  
101, Leonard Fournette, LSU (9/24/2016)  
101, Knowshon Moreno, Georgia (11/10/2007) - 2 TD  
100, Thomas Jones, Virginia (9/3/1998) - 1 TD  
100, Roosevelt Snipes, Florida State (10/1/1983)

## Auburn's 100-yard Rushing Games by a Quarterback

222, Travis Tidwell vs. Furman (10/5/1946) - 18 carries  
217, Cam Newton vs. LSU (10/23/2010) - 28 carries, 2 TD  
214, Nick Marshall at Tennessee (11/9/2013) - 14 carries, 2 TD  
214, Bobby Hunt vs. Mississippi State (11/7/1959) - 16 carries  
198, Cam Newton at Kentucky (10/9/2010) - 28 carries, 4 TD  
188, Cam Newton vs. Arkansas (10/16/2010) - 25 carries, 3 TD  
176, Cam Newton vs. South Carolina (9/25/2010) - 25 carries, 3 TD  
171, Cam Newton vs. Arkansas State (9/4/2010) - 15 carries, 2 TD  
160, Phil Gargis vs. Georgia (11/16/1974) - 24 carries, 1 TD  
158, Kodi Burns vs. UT-Martin (11/8/2008) - 13 carries, 2 TD  
154, Jimmy Sidle vs. Florida (11/2/1963) - 18 carries  
151, Cam Newton vs. Georgia (11/13/2010) - 30 carries, 2 TD  
140, Nick Marshall vs. Ole Miss (10/5/2013) - 14 carries, 2 TD  
133, Tommy Traylor vs. Mississippi State (11/7/1970) - 9 carries, 2 TD  
129, Phil Gargis vs. Florida State (10/23/1976) - 14 carries, 4 TD  
119, Nick Marshall vs. LSU (10/4/2014) - 16 carries, 2 TD  
119, Phil Gargis at Georgia (11/15/1975) - 29 carries  
113, Charles Thomas vs. North Carolina State (10/6/1979) - 8 carries, 2 TD  
105, Nick Marshall vs. Louisiana Tech (9/27/2014) - 13 carries

103, Nick Marshall vs. San Jose' State (9/6/2014) - 11 carries, 1 TD  
101, Nick Marshall vs. Missouri (12/7/2013) - 16 carries, 1 TD  
100, Nick Marshall at Mississippi State (10/11/2014) - 17 carries  
100, Nick Marshall at Texas A&M (10/19/2013) - 20 carries, 2 TD  
100, Phil Gargis vs. Louisville (9/14/1974) - 11 carries, 2 TD

## Auburn's 100-yard Kickoff Return Games

202, Demond Washington at Georgia (11/14/2009), 5 ret.  
182, Tristan Davis vs. Arkansas (10/11/2008), 5 ret.  
176, Tre Mason vs. Utah State (9/3/2011), 4 ret.  
176, Demond Washington at Ole Miss (10/30/2010), 5 ret.  
174, Noah Igbinoehene vs. UCF (1/1/2018, Peach), 6 ret.  
172, Tre Mason vs. Mississippi State (9/10/2011), 6 ret.  
155, Robert Beard vs. Alabama (11/27/1965), 6 ret.  
150, Carnell Williams vs. Louisiana Tech (10/20/2001), 6 ret.  
141, Tre Mason vs. Washington State (8/31/2013), 3 ret.  
140, Thomas Bailey vs. Florida (11/2/1991), 5 ret.  
139, Tim Carter vs. LSU (9/16/2000), 3 ret.  
138, Onterio McCalebb at Mississippi State (9/8/2012), 3 ret.  
137, Robert Baker at Florida (10/19/1996), 5 ret.  
136, Onterio McCalebb vs. Alabama (11/26/2011), 3 ret.  
130, James Brooks vs. Alabama (11/26/1977), 4 ret.  
129, Tristan Davis vs. Georgia (11/11/2006), 5 ret.  
129, Markeith Cooper vs. Alabama (11/21/1998), 4 ret.  
127, Ronnie Ross vs. Alabama (11/28/1970), 4 ret.  
126, Demond Washington vs. Arkansas State (9/4/2010), 5 ret.  
125, Robert Baker at Georgia (11/11/95), 5 ret.  
124, Tristan Davis vs. Florida (10/14/2006), 5 ret.  
123, Demond Washington vs. Clemson (9/18/2010), 5 ret.  
122, Demond Washington vs. Arkansas (10/16/2010), 4 ret.  
121, James Brooks vs. Kansas State (9/15/1979), 4 ret.  
121, Karsten Bailey vs. Florida (10/16/1993), 6 ret.  
119, James Brooks vs. Duke (9/20/1980), 3 ret.  
112, Demond Washington vs. Georgia (11/13/2010), 6 ret.  
112, Rick Neel at Florida State (10/25/1975), 2 ret.  
111, Demond Washington vs. Northwestern [Outback], 4 ret.  
110, James Brooks at Wake Forest (10/27/1979), 4 ret.  
110, Mario Fannin vs. Mississippi State (9/15/2007), 5 ret.  
109, Travaris Robinson vs. Florida (10/16/1999), 4 ret.  
106, Devin Aromashodu at Georgia (11/15/2003), 5 ret.  
105, Mike Fuller at Georgia (11/17/1973), 2 ret.  
104, Tristan Davis at Alabama (11/29/2008), 5 ret.  
103, Shane Wasden vs. Florida State (1/2/1989), 4 ret.  
103, Mike Currier vs. Georgia (11/16/1968), 3 ret.  
102, Mike Fuller at Georgia (11/17/73), 1 ret.  
101, James Brooks vs. Alabama (12/2/1978), 5 ret.  
100, Brad Lester vs. Arkansas (10/7/2006), 3 ret.  
100, Sam DeJarnette vs. Mississippi State (10/25/1980), 1 ret.

## Auburn's 100-yard Punt Return Games

173, Mike Fuller vs. UT Chattanooga (9/21/1974), 3 ret.  
127, Chris Davis at Tennessee (11/9/2013), 2 ret.  
115, Mike Fuller vs. Houston (10/27/73), 2 ret.  
109, Joe Walkins vs. Ball State (9/1/2001), 6 ret.  
104, Lionel James vs. Georgia Tech (10/16/1982), 4 ret.  
104, Freddie Weygand vs. Kansas (9/12/87), 2 ret.  
103, Robert Dunn, vs. Southern Miss (9/6/2008), 4 ret.  
103, Lionel James vs. Rutgers (11/6/1982), 7 ret.  
102, Mike Fuller vs. Mississippi State (11/9/1974), 3 ret.

# Individual Game Highs By Date

## Auburn's 200-yard Passing Games

11/17/1951	Allen Parks (1)	211	vs. Georgia	14-of-28, 1 TD, 6 int
11/11/1952	Dudley Spence (1)	214	vs. Wofford	11-of-13, 3 TD
10/30/1954	Bobby Freeman (1)	246	vs. Tulane	11-of-17, 2 TD, 2 int
11/8/1958	Lloyd Nix (1)	212	vs. Mississippi St.	13-of-19, 1 TD, 1 int
11/11/1967	Loran Carter (1)	224	vs. Mississippi St.	4 TD, 4 int
10/26/1968	Loran Carter (2)	274	vs. Miami	15-of-28, 3 TD, 3 int
11/2/1968	Loran Carter (3)	220	at Florida	17-of-30, 3 TD, 1 int
9/27/1969	Pat Sullivan (1)	211	at Tennessee	12-of-24, 2 TD, 5 int
10/25/1969	Pat Sullivan (2)	221	at LSU	19-of-34, 2 TD, 1 int
11/1/1969	Pat Sullivan (3)	218	vs. Florida	22-of-39, 2 TD
11/4/1969	Pat Sullivan (4)	200	vs. Kentucky	14-of-29, 4 TD, 2 int
9/19/1970	Pat Sullivan (5)	241	vs. Southern Miss	15-of-24, 3 TD
9/26/1970	Pat Sullivan (6)	268	vs. Tennessee	17-of-31, 1 TD, 2 int
10/3/1970	Pat Sullivan (7)	228	at Kentucky	14-of-27, 0 TD, 1 int
10/17/1970	Pat Sullivan (8)	312	vs. Georgia Tech	16-of-29, 3 TD, 1 int
10/24/1970	Pat Sullivan (9)	217	vs. LSU	17-of-33, 0 TD, 3 int
10/31/1970	Pat Sullivan (10)	366	at Florida	21-of-27, 4 TD
11/7/1970	Pat Sullivan (11)	222	vs. Mississippi St.	15-of-19, 3 TD
11/14/1970	Pat Sullivan (12)	320	vs. Georgia	24-of-44, 0 TD, 2 int
11/28/1970	Pat Sullivan (13)	317	vs. Alabama	22-of-38, 1 TD, 1 int
1/2/1971	Pat Sullivan (14)	351	vs. Ole Miss	27-of-43, 2 TD, 1 int
10/2/1971	Pat Sullivan (15)	253	vs. Kentucky	16-of-25, 2 TD, 2 int
10/9/1971	Pat Sullivan (16)	238	vs. Southern Miss	23-of-39, 3 TD, 1 int
10/16/1971	Pat Sullivan (17)	281	at Georgia Tech	26-of-34, 3 TD, 1 int
10/23/1971	Pat Sullivan (18)	204	vs. Clemson	15-of-31, 1 TD, 3 int
10/30/1971	Pat Sullivan (19)	241	vs. Florida	15-of-30, 2 TD, 1 int
11/13/1971	Pat Sullivan (20)	248	at Georgia	14-of-24, 4 TD
1/1/1972	Pat Sullivan (21)	250	vs. Oklahoma	20-of-44, 1 TD, 1 int
9/25/1976	Phil Gargis (1)	224	vs. Tennessee	10-of-13, 3 TD
9/15/1984	Pat Washington (1)	226	at Texas	14-of-27, 0 TD, 1 int
10/20/1984	Mike Mann (1)	241	vs. Georgia Tech	11-of-17, 2 TD, 1 int
9/6/1986	Jeff Burger (1)	245	vs. UT-Chatt.	16-of-25, 3 TD, 2 int
9/20/1986	Jeff Burger (2)	219	vs. East Carolina	10-of-18, 2 TD
11/15/1986	Jeff Burger (3)	233	vs. Georgia	19-of-36, 1 TD, 3 int
9/5/1987	Jeff Burger (4)	269	vs. Texas	16-of-22, 2 TD
10/10/1987	Jeff Burger (5)	282	vs. Vanderbilt	14-of-18, 2 TD
10/17/1987	Jeff Burger (6)	265	at Georgia Tech	30-of-46, 1 TD, 2 int
10/31/1987	Jeff Burger (7)	220	vs. Florida	18-of-29, 1 TD
11/14/1987	Jeff Burger (8)	217	at Georgia	22-of-32, 2 TD, 2 int
9/17/1988	Reggie Slack (1)	290	vs. Kansas	12-of-16, 4 TD
9/24/1988	Reggie Slack (2)	220	vs. Tennessee	14-of-18, 2 TD, 1 int
10/1/1988	Reggie Slack (3)	229	vs. North Carolina	22-of-30, 0 TD
10/15/1988	Reggie Slack (4)	224	vs. Akron	18-of-26, 0 TD, 1 int
11/5/1988	Reggie Slack (5)	272	vs. Southern Miss	14-of-23, 1 TD, 1 int
11/12/1988	Reggie Slack (6)	263	vs. Georgia	20-of-34, 2 TD, 1 int
11/25/1988	Reggie Slack (7)	220	vs. Alabama	13-of-26, 0 TD, 1 int
9/9/1989	Reggie Slack (8)	252	vs. Pacific	9-of-10, 4 TD, 1 int
9/30/1989	Reggie Slack (9)	285	at Tennessee	18-of-40, 1 TD, 1 int
11/11/1989	Reggie Slack (10)	215	vs. La Tech	13-of-24, 1 TD, 2 int
11/18/1989	Reggie Slack (11)	230	at Georgia	19-of-27, 1 TD, 2 int
12/2/1989	Reggie Slack (12)	274	vs. Alabama	14-of-26, 0 TD, 1 int
9/8/1990	Stan White (2)	324	vs. Cal St. Fullerton	21-of-35, 4 TD
9/15/1990	Stan White (3)	208	vs. Ole Miss	16-of-31, 1 TD
9/29/1990	Stan White (4)	338	vs. Tennessee	30-of-58, 3 TD, 1 int
10/6/1990	Stan White (5)	272	vs. Louisiana Tech	24-of-37, 0 TD
10/27/1990	Stan White (6)	224	at Miss. State	16-of-27, 1 TD, 1 int
11/17/1990	Stan White (7)	215	vs. Georgia	15-of-30, 1 TD, 1 int
12/29/1990	Stan White (8)	351	vs. Indiana	31-of-43, 1 TD
8/31/1991	Stan White (9)	236	vs. Ga. Southern	14-of-27, 2 TD, 1 int
9/28/1991	Stan White (10)	222	at Tennessee	11-of-26, 1 TD, 2 int
10/5/1991	Stan White (11)	258	vs. Southern Miss	23-of-43, 1 TD, 2 int
11/9/1991	Stan White (12)	203	vs. SW Louisiana	17-of-22, 2 TD
11/30/1991	Stan White (13)	232	vs. Alabama	13-of-26, 0 TD, 2 int
9/5/1992	Stan White (14)	314	at Ole Miss	16-of-39, 1 TD, 4 int
11/14/1992	Stan White (15)	215	vs. Georgia	16-of-26, 0 TD, 1 int
9/18/1993	Stan White (16)	282	at LSU	20-of-28, 1 TD
10/16/1993	Stan White (17)	267	vs. Florida	23-of-35, 1 TD
10/30/1993	Stan White (18)	212	at Arkansas	15-of-26, 1 TD

11/6/1993	Stan White (18)	248	vs. New Mexico St.	23-of-30, 3 TD
11/13/1993	Stan White (19)	200	at Georgia	17-of-28, 1 TD, 1 int
9/3/1994	Patrick Nix (1)	224	at Ole Miss	18-of-33, 1 TD
10/8/1994	Patrick Nix (2)	311	at Mississippi State	16-of-23, 3 TD, 1 int
10/15/1994	Patrick Nix (3)	319	at Florida	28-of-51, 3 TD
11/5/1994	Patrick Nix (4)	261	vs. East Carolina	15-of-23, 2 TD
11/12/1994	Patrick Nix (5)	204	vs. Georgia	18-of-34, 0 TD, 1 int
11/19/1994	Patrick Nix (6)	247	at Alabama	23-of-42, 0 TD, 1 int
9/2/1995	Patrick Nix (7)	372	vs. Ole Miss	28-of-39, 1 TD
9/30/1995	Patrick Nix (8)	262	at Kentucky	18-of-27, 3 TD, 1 int
10/7/1995	Patrick Nix (9)	274	vs. Miss. State	23-of-28; 2 TD, 1 int
10/14/1995	Patrick Nix (10)	219	vs. Florida	15-of-37; 1 TD, 2 int
10/28/1995	Patrick Nix (11)	387	at Arkansas	34-of-52, 2 TD, 2 int
11/11/1995	Patrick Nix (12)	217	at Georgia	15-of-27, 1 TD
11/18/1995	Patrick Nix (13)	259	vs. Alabama	18-of-36, 2 TD
9/7/1996	Dameyune Craig (2)	207	vs. Fresno State	19-of-24, 2 TD, 1 int
9/14/1996	Dameyune Craig (3)	249	at Ole Miss	13-of-25, 3 TD, 1 int
10/12/1996	Dameyune Craig (4)	394	at Miss. State	28-of-41, 4 TD
11/9/1996	Dameyune Craig (5)	248	vs. Northeast La.	17-of-32, 1 TD, 1 int
11/16/1996	Dameyune Craig (6)	290	vs. Georgia	22-of-35, 3 TD
12/31/1996	Dameyune Craig (7)	370	vs. Army	24-of-42, 2 TD, 1 int
9/4/1997	Dameyune Craig (8)	247	at Virginia	12-of-19, 2 TD, 1 int
9/13/1997	Dameyune Craig (9)	245	vs. Ole Miss	19-of-29, 2 TD
9/20/1997	Dameyune Craig (10)	342	at LSU	23-of-45, 1 TD
9/27/1997	Dameyune Craig (11)	360	vs. Central Fla.	27-of-40, 2 TD, 1 int
10/4/1997	Dameyune Craig (12)	321	at S. Carolina	24-of-39, 2 TD, 1 int
10/11/1997	Dameyune Craig (13)	355	vs. La. Tech	20-of-32, 4 TD, 3 int
10/25/1997	Dameyune Craig (14)	244	at Arkansas	13-of-25, 1 TD
11/1/1997	Dameyune Craig (15)	270	vs. Miss. State	20-of-54, 4 int
11/15/1997	Dameyune Craig (16)	231	at Georgia	12-of-19, 1 TD
11/22/1997	Dameyune Craig (17)	213	vs. Alabama	14-of-33, 2 int
12/6/1997	Dameyune Craig (18)	262	vs. Tennessee	14-of-34, 2 TD
1/2/1998	Dameyune Craig (19)	259	vs. Clemson	15-of-44
9/19/1998	Ben Leard (1)	285	vs. LSU	21-of-38, 2 TD, 2 int
10/31/1998	Gabe Gross (1)	225	vs. Arkansas	13-of-20, 2 TD, 2 int
11/14/1998	Gabe Gross (2)	245	vs. Georgia	20-of-45, 1 TD, 3 int
11/21/1998	Gabe Gross (3)	208	at Alabama	14-of-34, 1 TD, 2 int
9/18/1999	Ben Leard (2)	304	at LSU	16-of-23, 3 TD
10/16/1999	Jeff Klein (1)	245	vs. Florida	19-of-39, 2 TD, 2 int
11/6/1999	Jeff Klein (2)	270	vs. Central Florida	19-of-31, 2 TD, 2 int
11/13/1999	Ben Leard (3)	416	at Georgia	24-of-32, 4 TD
11/20/1999	Ben Leard (4)	237	vs. Alabama	26-of-39, 2 TD, 1 int
8/31/2000	Ben Leard (5)	266	vs. Wyoming	12-of-19, 2 TD
9/17/2000	Ben Leard (6)	225	vs. LSU	21-of-30, 2 TD
9/30/2000	Ben Leard (7)	202	vs. Vanderbilt	14-of-27, 2 TD
10/28/2000	Ben Leard (8)	240	vs. Arkansas	19-of-30, 1 TD
1/1/2001	Ben Leard (9)	394	vs. Michigan	28-of-37, 3 TD
9/1/2001	Jason Campbell (1)	214	vs. Ball State	16-of-28, 1 TD
9/29/2001	Jason Campbell (2)	247	at Vanderbilt	17-of-24, 1 TD
10/20/2001	Daniel Cobb (1)	381	vs. Louisiana Tech	28-of-48, 5 TD, 4 int
10/27/2001	Daniel Cobb (2)	254	at Arkansas	22-of-40, 1 TD, 2 int
10/12/2002	Daniel Cobb (3)	225	vs. Arkansas	13-of-23, 1 TD, 2 int
9/13/2003	Jason Campbell (3)	220	at Vanderbilt	12-of-19, 2 TD
11/8/2003	Jason Campbell (4)	231	vs. Ole Miss	14-of-26, 1 TD
11/22/2003	Jason Campbell (5)	270	vs. Alabama	18-of-27, 1 TD, 2 int
10/2/2004	Jason Campbell (6)	252	at Tennessee	16-of-23, 2 TD, 1 int
10/9/2004	Jason Campbell (7)	201	vs. Louisiana Tech	13-of-18, 2 TD
10/16/2004	Jason Campbell (8)	297	vs. Arkansas	17-of-19, 3 TD
10/30/2004	Jason Campbell (9)	234	at Ole Miss	11-of-22; 1 TD
11/20/2004	Jason Campbell (10)	224	at Alabama	18-of-24, 1 TD, 1 int
12/4/2004	Jason Campbell (11)	374	vs. Tennessee	27-of-35, 3 TD, 1 int
9/3/2005	Brandon Cox (1)	342	vs. Georgia Tech	22-of-44, 2 TD, 4 int
9/10/2005	Brandon Cox (2)	202	vs. Mississippi St.	12-of-18, 2 TD
9/24/2005	Blake Field (1)	200	vs. W. Kentucky	13-of-22, 3 TD
10/1/2005	Brandon Cox (3)	245	vs. South Carolina	19-of-29, 1 TD
10/15/2005	Brandon Cox (4)	203	at Arkansas	17-of-26, 3 TD, 2 int
10/22/2005	Brandon Cox (5)	221	at LSU	16-of-40, 1 TD
10/29/2005	Brandon Cox (6)	205	vs. Ole Miss	17-of-27, 1 TD
11/5/2005	Brandon Cox (7)	201	at Kentucky	13-of-21, 1 TD



# Individual Game Highs By Date

11/12/2005	Brandon Cox (8)	279	at Georgia	16-28, 0 TD, 1 int
9/9/2006	Brandon Cox (9)	249	vs. Mississippi St.	18-27, 2 TD
10/21/2006	Brandon Cox (10)	212	vs. Tulane	16-19, 3 TD
10/28/2006	Brandon Cox (11)	253	vs. Ole Miss	21-34, 1 TD, 1 int
11/4/2006	Brandon Cox (12)	251	vs. Arkansas State	12-21, 2 TD, 2 int
9/1/2007	Brandon Cox (13)	229	vs. Kansas State	17-30, 1 TD, 2 int
9/29/2007	Brandon Cox (14)	227	at Florida	17-26
12/31/2007	Brandon Cox (15)	211	vs. Clemson	25-39, 0 TD, 1 int
9/6/2008	Chris Todd (1)	248	vs. Southern Miss	21-31
9/20/2008	Chris Todd (2)	250	vs. LSU	17-32, 2 TD, 1 int
11/1/2008	Kodi Burns (1)	319	at Ole Miss	27-43
9/5/2009	Chris Todd (3)	255	vs. Louisiana Tech	17-26, 2 TD
9/19/2009	Chris Todd (4)	284	vs. West Virginia	16-31, 4 TD, 1 int
9/26/2009	Chris Todd (5)	287	vs. Ball State	19-26, 5 TD
10/3/2009	Chris Todd (6)	218	at Tennessee	19-32, 1 TD
10/31/2009	Chris Todd (7)	212	vs. Ole Miss	12-22, 1 TD
11/7/2009	Chris Todd (8)	256	vs. Furman	17-18, 4 TD
11/14/2009	Chris Todd (9)	238	at Georgia	20-28, 2 TD, 2 int
1/1/2010	Chris Todd (10)	235	vs. Northwestern	20-31, 1 TD
9/18/2010	Cam Newton (1)	203	vs. Clemson	7-14, 2 TD, 2 int
10/2/2010	Cam Newton (2)	245	vs. ULM	14-19, 3 TD, 1 int
10/9/2010	Cam Newton (3)	210	at Kentucky	13-21, 1 int
10/30/2010	Cam Newton (4)	209	at Ole Miss	18-24, 2 TD
11/6/2010	Cam Newton (5)	317	vs. Chattanooga	15-21, 4 TD
11/26/2010	Cam Newton (6)	216	at Alabama	13-20, 3 TD
12/4/2010	Cam Newton (7)	335	vs. South Carolina	17-28, 4 TD
1/10/2011	Cam Newton (8)	265	vs. Oregon	20-34, 2 TD, 1 int
9/3/2011	Barrett Trotter (1)	216	vs. Utah State	17-23, 3 TD
9/14/2013	Nick Marshall (1)	339	vs. Mississippi St.	23-34, 2 TD, 2 int
9/21/2013	Nick Marshall (2)	224	at LSU	17-33, 0 TD, 2 int
10/12/2013	Jeremy Johnson (1)	201	vs. Western Carolina	17-21, 4 TD, 1 int
10/19/2013	Nick Marshall (3)	236	at Texas A&M	11-23, 2 TD
11/16/2013	Nick Marshall (4)	229	vs. Georgia	15-26, 1 TD
1/6/2014	Nick Marshall (5)	217	vs. Florida State	14-27, 2 TD, 1 int
8/30/2014	Jeremy Johnson (2)	243	vs. Arkansas	12-16, 2 TD
9/18/2014	Nick Marshall (6)	231	at Kansas State	17-31, 2 TD
10/4/2014	Nick Marshall (7)	207	vs. LSU	14-22, 2 TD
10/11/2014	Nick Marshall (8)	209	at Mississippi St.	17-35, 2 TD, 2 int
11/1/2014	Nick Marshall (9)	254	at Ole Miss	15-22, 2 TD, 1 int
11/8/2014	Nick Marshall (10)	219	vs. Texas A&M	15-21, 1 TD
11/29/2014	Nick Marshall (11)	456	at Alabama	27-43, 3 TD, 1 int
1/1/2015	Nick Marshall (12)	217	vs. Wisconsin	15-22, 2 TD
9/12/2015	Jeremy Johnson (2)	236	vs. Jacksonville State	21-32, 2 TD, 2 int
10/15/2015	Sean White (1)	255	at Kentucky	17-27
10/24/2015	Sean White (2)	254	at Arkansas	19-32
10/31/2015	Sean White (3)	258	vs. Ole Miss	12-28, 1 TD, 1 int
9/10/2016	Sean White (4)	244	vs. Arkansas State	17-23, 3 TD
9/24/2016	Sean White (5)	234	vs. LSU	19-26
10/1/2016	Sean White (6)	239	vs. ULM	14-17, 2 TD
10/8/2016	Sean White (7)	204	at Mississippi State	14-18, 1 TD, 1 int
10/29/2016	Sean White (8)	247	at Ole Miss	15-22, 1 TD
9/16/2017	Jarrett Stidham (1)	364	vs. Mercer	32-37, 1 int
9/23/2017	Jarrett Stidham (2)	218	at Missouri	13-17, 1 TD
9/30/2017	Jarrett Stidham (3)	264	vs. Mississippi State	13-16, 2 TD
10/7/2017	Jarrett Stidham (4)	235	vs. Ole Miss	14-21, 2 TD
10/21/2017	Jarrett Stidham (5)	218	at Arkansas	19-28, 1 int
11/4/2017	Jarrett Stidham (6)	268	at Texas A&M	20-27, 3 TD
11/11/2017	Jarrett Stidham (7)	214	vs. Georgia	16-23, 3 TD
11/18/2017	Jarrett Stidham (8)	235	vs. ULM	18-24, 2 TD, 1 int
11/25/2017	Jarrett Stidham (9)	237	vs. Alabama	21-28
1/1/2018	Jarrett Stidham (10)	331	vs. UCF	28-43, 1 TD, 2 int
9/1/2018	Jarrett Stidham (11)	273	vs. Washington	26-36, 1 TD
9/29/2018	Jarrett Stidham (12)	245	vs. Southern Miss	19-33, 2 TD
10/6/2018	Jarrett Stidham (13)	214	at Mississippi State	19-38
10/13/2018	Jarrett Stidham (14)	322	vs. Tennessee	28-45, 2 TD, 2 int
10/20/2018	Jarrett Stidham (15)	215	at Ole Miss	13-22, 1 TD
11/3/2018	Jarrett Stidham (16)	239	vs. Texas A&M	18-29, 2 TD
12/28/2018	Jarrett Stidham (17)	373	vs. Purdue	15-21, 5 TD

## Opponent 300-yard Passing Games

11/9/1968	Bubba Wyche, Tennessee	338	25-45, 2 TD, 2 int
11/1/1969	John Reaves, Florida	369	33-66, 2 TD, 9 int
11/29/1969	Scott Hunter, Alabama	484	30-55, 2 TD, 2 int
9/16/1978	Dan Manucci, Kansas State	343	19-39, 3 TD, 2 int
10/27/1979	Jay Venuto, Wake Forest	358	23-43, 1 TD, 1 int
10/29/1983	Wayne Peace, Florida	336	29-41, 2 TD
11/5/1983	Boomer Esiason, Maryland	355	23-37, 3 TD
8/28/1984	Bernie Kosar, Miami	329	21-38, 2 TD, 2 int
10/13/1984	Eric Thomas, Florida State	357	18-29, 4 TD
12/2/1989	Gary Hollingsworth, Alabama	340	27-49, 2 TD, 2 int
9/28/1991	Andy Kelly, Tennessee	355	23-35, 3 TD, 1 int
10/16/1993	Danny Wuerffel, Florida	386	25-50, 3 TD, 2 int
11/13/1993	Eric Zeier, Georgia	426	34-53, 3 TD, 2 int
10/14/1995	Danny Wuerffel, Florida	380	20-34, 4 TD, 1 int
11/18/1995	Freddie Kitchens, Alabama	302	19-43, 1 TD
10/9/1996	Raymond Philyaw, Northeast La.	308	18-33, 1 TD, 1 int
10/19/1996	Danny Wuerffel, Florida	346	17-30, 3 TD, 1 int
11/16/1996	Mike Bobo, Georgia	360	21-37, 2 TD
9/4/1997	Aaron Brooks, Virginia	305	25-41, 2 TD, 1 int
10/25/1997	Clint Stoerner, Arkansas	325	20-43, 2 TD, 1 int
11/15/1997	Mike Bobo, Georgia	362	29-43, 3 TD, 1 int
12/6/1997	Peyton Manning, Tennessee	373	25-43, 4 TD, 2 int
11/14/1998	Quincy Carter, Georgia	351	23-37, 2 TD, 3 int
10/16/1999	Doug Johnson, Florida	310	24-43, 1 TD, 2 int
11/6/1999	Vic Penn, Central Florida	374	29-52, 1 TD, 2 int
11/13/1999	Quincy Carter, Georgia	319	26-37, 2 TD
10/21/2000	Luke McCown, La Tech	422	47-65, 4 TD, 2 int
10/13/2001	Rex Grossman, Florida	364	25-42, 2 TD, 4 int
10/20/2001	Luke McCown, La Tech	381	27-52, 3 TD, 5 int
9/2/2002	Carson Palmer, USC	302	23-32, 1 TD, 2 int
10/4/2003	Casey Clausen, Tennessee	355	30-47, 2 TD, 1 int
11/5/2005	Andre' Woodson, Kentucky	335	26-43, 1 TD, 1 int
11/12/2005	D.J. Shockley, Georgia	304	20-36, 2 TD
1/2/2006	John Stocco, Wisconsin	301	15-27, 2 TD
10/20/2007	Matt Flynn, LSU	319	22-35, 3 TD, 1 int
1/1/2010	Mike Kafka, Northwestern	532	47-78, 4 TD, 5 int
10/16/2010	Tyler Wilson, Arkansas	332	25-34, 4 TD, 2 int
11/26/2010	Greg McElroy, Alabama	337	27-37, 2 TD
1/10/2011	Darron Thomas, Oregon	363	27-40, 2 TD, 2 int
9/17/2011	Tajh Boyd, Clemson	386	30-42, 4 TD
12/31/2011	Michael Rocco, Virginia	312	26-41, 2 TD, 1 int
8/31/2013	Connor Halliday, Wash St	344	35-65, 1 TD, 3 int
10/5/2013	Bo Wallace, Ole Miss	336	25-48, 2 TD, 2 int
10/19/2013	Johnny Manziel, Texas A&M	454	28-38, 4 TD, 2 int
11/16/2013	Aaron Murray, Georgia	415	33-49, 2 TD, 1 int
12/7/2013	James Franklin, Missouri	303	21-37, 3 TD, 1 int
10/25/2014	Dylan Thompson, South Caro	402	29-50, 5 TD, 3 int
11/1/2014	Bo Wallace, Ole Miss	339	28-40, 2 TD
11/29/2014	Blake Sims, Alabama	312	20-27, 4 TD, 3 int
10/15/2015	Patrick Towles, Kentucky	359	27-44, 1 int
10/31/2015	Chad Kelly, Ole Miss	381	33-51, 2 TD, 2 int
10/29/2016	Chad Kelly, Ole Miss	465	36-59, 3 TD, 1 int
10/7/2017	Shea Patterson, Ole Miss	346	34-51, 2 TD
10/13/2018	Jarrett Guarantano, Tennessee	328	21-32, 2 TD
10/20/2018	Jordan Ta'amu, Ole Miss	324	27-46, 1 TD
11/24/2018	Tua Tagovailoa, Alabama	324	25-32, 5 TD

## Auburn's 100-yard Receiving Games

11/12/1949	Erk Russell (1)	118	vs. Georgia	3 rec, 1 TD
11/17/1951	Dave Ridgeway (1)	105	vs. Georgia	5 rec, 1 TD
10/11/1952	Lee Hayley (1)	107	vs. Wofford	2 rec, 1 TD
11/24/1956	Jimmy Phillips (1)	128	vs. Florida State	6 rec, 1 TD
10/4/1958	Jimmy Laster (1)	100	vs. UT-Chattanooga	2 rec, 2 TD
11/8/1958	Jimmy Pettus (1)	108	vs. Mississippi State	5 TD, 3 rec
9/17/1966	Freddie Hyatt (1)	152	vs. UT-Chattanooga	7 rec, 1 TD
10/7/1967	Freddie Hyatt (2)	104	vs. Kentucky	3 rec, 2 TD
11/11/1967	Freddie Hyatt (3)	138	vs. Mississippi State	8 rec, 3 TD
10/26/1968	Tim Christian (1)	151	vs. Miami	7 rec, 1 TD



# Individual Game Highs By Date

9/27/1969	Mike Currier (1)	108	vs. Tennessee	3 rec, 2 TD
11/4/1969	Terry Beasley (1)	103	vs. Kentucky	4 rec, 2 TD
9/26/1970	Terry Beasley (2)	116	vs. Tennessee	5 rec, 1 TD
10/31/1970	Terry Beasley (3)	103	at Kentucky	4 rec, 2 TD
10/10/1970	Doug Brasse (1)	103	at Clemson	2 rec
10/24/1970	Terry Beasley (4)	134	vs. LSU	5 rec
10/31/1970	Terry Beasley (5)	176	at Florida	7 rec, 3 TD
11/14/1970	Alvin Bresler (1)	112	vs. Georgia	7 rec
11/28/1970	Terry Beasley (6)	131	vs. Alabama	9 rec
1/1/1971	Alvin Bresler (2)	102	vs. Ole Miss [Gator]	4 rec, 1 TD
	Terry Beasley (7)	143	vs. Ole Miss [Gator]	8 rec, 1 TD
10/2/1971	Terry Beasley (8)	194	vs. Kentucky	9 rec, 1 TD
10/9/1971	Terry Beasley (9)	100	vs. Southern Miss	11 rec, 1 TD
10/16/1971	Dick Schmalz (1)	101	at Georgia Tech	7 rec, 1 TD
11/13/1971	Terry Beasley (10)	130	at Georgia	4 rec, 2 TD
11/27/1971	Terry Beasley (11)	102	vs. Alabama	8 rec, 1 TD
1/1/1972	Terry Beasley (12)	117	vs. Oklahoma	6 rec
10/11/1975	Jeff Gilligan (1)	102	at Kentucky	2 rec, 1 TD
9/25/1976	Chris Vacarella (1)	141	vs. Tennessee	4 rec, 1 TD
11/15/1980	Byron Franklin (1)	120	vs. Georgia	7 rec, 2 TD
9/5/1981	Chris Woods (1)	107	vs. TCU	5 rec
10/13/1984	Freddy Weygand (1)	147	at Florida State	4 rec
10/20/1984	Freddy Weygand (2)	160	vs. Georgia Tech	5 rec, 2 TD
11/15/1986	Lawyer Tillman (1)	150	vs. Georgia	9 rec, 2 TD
10/31/1987	Lawyer Tillman (2)	114	vs. Florida	5 rec, 1 TD
1/1/1988	Lawyer Tillman (3)	125	vs. Syracuse [Sugar]	6 rec, 1 TD
9/17/1988	Alexander Wright (1)	108	vs. Kansas	3 rec, 1 TD
10/15/1988	Freddy Weygand (3)	117	vs. Akron	5 rec, 1 TD
11/25/1988	Lawyer Tillman (4)	104	vs. Alabama	3 rec
9/9/1989	Alexander Wright (2)	263	vs. Pacific	5 rec, 4 TD
9/30/1989	Alexander Wright (3)	129	at Tennessee	4 rec, 1 TD
12/2/1989	Alexander Wright (4)	141	vs. Alabama	7 rec
9/29/1990	Greg Taylor (1)	106	vs. Tennessee	8 rec, 2 TD
10/6/1990	Greg Taylor (2)	112	vs. Louisiana Tech	8 rec
10/13/1990	Greg Taylor (3)	109	vs. Vanderbilt	5 rec, 2 TD
11/30/1991	Fred Baxter (1)	120	vs. Alabama	5 rec
10/30/1993	Frank Sanders (1)	134	at Arkansas	7 rec
10/8/1994	Frank Sanders (2)	175	at Mississippi State	6 rec, 2 TD
10/15/1994	Andy Fuller (1)	115	at Florida	7 rec, 1 TD
	Thomas Bailey (1)	117	at Florida	10 rec, 1 TD
10/29/1994	Frank Sanders (3)	128	vs. Arkansas	7 rec, 1 TD
11/5/1994	Frank Sanders (4)	173	vs. East Carolina	6 rec, 2 TD
9/2/1995	Tyrone Goodson (1)	145	vs. Ole Miss	7 rec
10/7/1995	Tyrone Goodson (2)	104	vs. Mississippi State	5 rec
10/28/1995	Willie Gosha (1)	222	at Arkansas	17 rec
9/7/1996	Tyrone Goodson (3)	116	vs. Fresno State	7 rec, 1 TD
9/14/1996	Robert Baker (1)	161	at Ole Miss	5 rec, 2 TD
10/12/1996	Tyrone Goodson (4)	145	vs. Miss. State	10 rec, 2 TD
12/31/1996	Willie Gosha (2)	132	vs. Army [Indy]	10 rec, 1 TD
9/4/1997	Karsten Bailey (1)	151	at Virginia	4 rec, 2 TD
9/13/1997	Tyrone Goodson (5)	137	vs. Ole Miss	6 rec, 1 TD
9/20/1997	Tyrone Goodson (6)	127	at LSU	6 rec
9/27/1997	Tyrone Goodson (7)	149	vs. Central Florida	5 rec
10/11/1997	Tyrone Goodson (8)	138	vs. Louisiana Tech	8 rec, 2 TD
10/25/1997	Karsten Bailey (2)	109	at Arkansas	5 rec, 1 TD
11/1/1997	Tyrone Goodson (9)	112	vs. Mississippi State	4 rec
11/15/1997	Karsten Bailey (3)	115	at Georgia	4 rec, 1 TD
9/19/1998	Clifton Robinson (1)	130	vs. LSU	9 rec
10/31/1998	Karsten Bailey (4)	113	vs. Arkansas	5 rec, 1 TD
11/14/1998	Karsten Bailey (5)	114	vs. Georgia	9 rec, 1 TD
9/18/1999	Markeith Cooper (1)	105	at LSU	5 rec
	Ronney Daniels (1)	120	at LSU	2 rec, 2 TD
10/9/1999	Ronney Daniels (2)	113	vs. Mississippi State	4 rec, 1 TD
11/6/1999	Ronney Daniels (3)	143	vs. Central Florida	10 rec.
11/13/1999	Ronney Daniels (4)	249	at Georgia	9 rec, 2 TD
10/20/2001	Deandre Green (1)	121	vs. Louisiana Tech	8 rec, 2 TD
10/27/2001	Tim Carter (1)	156	at Arkansas	7 rec, 1 TD
9/28/2002	Marcel Willis (1)	113	vs. Syracuse	3 rec
9/13/2003	Jeris McIntyre (1)	117	at Vanderbilt	4 rec, 2 TD
11/1/2003	Jeris McIntyre (2)	100	vs. Louisiana-Monroe	4 rec, 1 TD

11/8/2003	Ben Obomanu (1)	150	vs. Ole Miss	6 rec, 1 TD
10/16/2004	Devin Aromashodu (1)	102	vs. Arkansas	4 rec, 1 TD
12/4/2004	Courtney Taylor (1)	111	vs. Tennessee [SEC]	6 rec, 1 TD
11/12/2005	Devin Aromashodu (2)	135	at Georgia	4 rec
9/9/2006	Courtney Taylor (2)	103	vs. Mississippi State	9 rec
10/28/2006	Courtney Taylor (3)	108	at Ole Miss	8 rec
11/4/2006	Courtney Taylor (4)	116	vs. Arkansas State	4 rec, 1 TD
9/29/2007	Rodgeriqu Smith (1)	102	at Florida	9 rec
10/27/2007	Rodgeriqu Smith (2)	111	vs. Ole Miss	8 rec, 1 TD
11/1/2008	Chris Slaughter (1)	131	at Ole Miss	8 rec
9/12/2009	Darvin Adams (1)	116	vs. Mississippi State	5 rec
9/26/2009	Terrell Zachery (1)	122	vs. Ball State	5 rec, 2 TD
11/7/2009	Darvin Adams (2)	115	vs. Furman	6 rec, 3 TD
11/27/2009	Darvis Adams (3)	138	vs. Alabama	4 rec, 1 TD
1/1/2010	Darvin Adams (4)	142	vs. Northwestern	12 rec
9/18/2010	Darvin Adams (5)	118	vs. Clemson	5 rec, 1 TD
10/2/2010	Emory Blake (1)	101	vs. ULM	2 rec, 1 TD
10/9/2010	Darvin Adams (6)	101	at Kentucky	5 rec
11/6/2010	Terrell Zachary (2)	148	vs. Chattanooga	7 rec, 1 TD
	Darvin Adams (7)	106	vs. Chattanooga	4 rec, 2 TD
12/4/2010	Darvin Adams (8)	217	vs. South Carolina [SEC]	7 rec, 2 TD
9/10/2011	Emory Blake (2)	108	vs. Mississippi State	7 rec, 1 TD
11/12/2011	Emory Blake (3)	101	at Georgia	6 rec
12/31/2011	Emory Blake (4)	108	vs. Virginia	6 rec
9/1/2012	Emory Blake (5)	109	vs. Clemson	4 rec, 1 TD
10/6/2012	Emory Blake (6)	118	vs. Arkansas	10 rec, 1 TD
10/27/2012	Emory Blake (7)	106	vs. Texas A&M	5 rec, 1 TD
11/10/2012	Emory Blake (8)	104	vs. Georgia	6 rec
9/21/2013	Sammie Coates (1)	139	at LSU	4 rec
10/19/2013	Sammie Coates (2)	104	at Texas A&M	5 rec, 1 TD
10/26/2013	Sammie Coates (3)	113	vs. Florida Atlantic	3 rec, 2 TD
11/2/2013	Sammie Coates (4)	102	at Arkansas	3 rec, 1 TD
11/16/2013	Ricardo Louis (1)	131	vs. Georgia	4 rec, 1 TD
8/30/2014	D'haquille Williams (1)	154	vs. Arkansas	9 rec, 1 TD
9/18/2014	D'haquille Williams (2)	110	at Kansas State	8 rec, 1 TD
10/4/2014	Sammie Coates (5)	144	vs. LSU	4 rec, 1 TD
10/11/2014	D'haquille Williams (3)	108	at Mississippi St.	6 rec, 2 TD
11/1/2014	Sammie Coates (6)	122	at Ole Miss	5 rec, 1 TD
11/29/2014	Sammie Coates (7)	206	at Alabama	5 rec, 2 TD
	D'haquille Williams (4)	121	at Alabama	7 rec
10/15/2015	Ricardo Louis (2)	154	at Kentucky	7 rec
10/31/2015	Ricardo Louis (3)	137	vs. Ole Miss	4 rec, 1 TD
10/1/2016	Tony Stevens (1)	109	vs. ULM	4 rec, 1 TD
10/21/2017	Darius Slayton (1)	146	at Arkansas	4 rec, 1 TD
11/25/2017	Ryan Davis (1)	139	vs. Alabama	11 rec
1/1/2018	Will Hastings (1)	117	vs. UCF	6 rec, 1 TD
11/3/2018	Darius Slayton (2)	107	vs. Texas A&M	8 rec
11/17/2018	Seth Williams (1)	109	vs. Liberty	5 rec, 1 TD
12/28/2018	Darius Slayton (3)	160	vs. Purdue	3 rec, 2 TD

## Opponent 100-yard Receiving Games

10/14/1967	Phil Rogers, Clemson	118	- 5 rec, 1 TD
9/21/1968	Jerry Levias, SMU	100	- 5 rec, 1 TD
9/28/1968	Sammy Milner, Mississippi State	146	- 12 rec
10/19/1968	John Sias, Georgia Tech	103	- 5 rec
10/26/1968	Ray Bellamy, Miami (Florida)	121	- 8 rec
11/29/1969	David Bailey, Alabama	187	- 9 rec, 1 TD
11/29/1969	Bubba Sawyer, Alabama	110	- 6 rec
1/2/1971	Jim Poole, Ole Miss	111	- 9 rec
10/14/1972	Gerald Kiegley, LSU	103	- 5 rec, 3 TD
11/9/1974	Lewis, Mississippi State	100	- 7 rec, 1 TD
9/27/1975	Larry Seivers, Tennessee	109	- 6 rec, 2 TD
9/11/1976	Malcolm Hartwig, Arizona	134	- 7 rec, 1 TD
9/25/1976	Stanley Morgan, Tennessee	112	- 3 rec, 1 TD
10/30/1976	Wesley Chandler, Florida	167	- 5 rec, 3 TD
11/5/1977	Mardye McDole, Mississippi State	148	- 6 rec, 1 TD
11/26/1977	Ozzie Newsome, Alabama	119	- 4 rec, 1 TD
9/16/1978	Charlie Green, Kansas State	121	- 5 rec, 1 TD
10/6/1979	Lee Jukes, North Carolina State	154	- 4 rec
	Mike Quick, North Carolina State	106	- 6 rec, 1 TD

# Individual Game Highs By Date

10/27/1979	Wayne Baumgardner, Wake Forest	159	- 6 rec
9/20/1980	Cedric Jones, Duke	114	- 5 rec, 3 TD
11/1/1980	Cris Collinsworth, Florida	112	- 6 rec
9/5/1981	Stanley Washington, TCU	168	- 8 rec
10/24/1981	Glen Young, Mississippi State	116	- 8 rec, 1 TD
11/7/1981	Marvin Walker, North Texas State	129	- 11 rec
9/25/1982	Willie Gault, Tennessee	174	- 6 rec, 2 TD
12/18/1982	Brian Brennan, Boston College	149	- 7 rec, 1 TD
10/29/1983	Dwayne Dixon, Florida	123	- 9 rec, 1 TD
11/5/1983	Russell Davis, Maryland	113	- 4 rec, 1 TD
8/24/1984	Eddie Brown, Miami (FL)	157	- 8 rec
10/13/1984	Jessie Hester, Florida State	143	- 4 rec, 1 TD
	Hassan Jones, Florida State	101	- 7 rec, 2 TD
9/28/1985	Tim McGee, Tennessee	163	- 6 rec, 1 TD
1/1/1986	Rod Bernstine, Texas A&M	108	- 6 rec
10/17/1987	Greg Lester, Georgia Tech	107	- 4 rec
11/25/1988	Greg Payne, Alabama	101	- 6 rec, 1 TD
12/2/1989	Lamonde Russell, Alabama	116	- 7 rec
1/1/1990	Jeff Graham, Ohio State	103	- 5 rec
9/8/1990	Reggie Yarborough, Cal-State Fullerton	103	- 5 rec, 1 TD
9/29/1990	Alvin Harper, Tennessee	118	- 4 rec, 1 TD
9/28/1991	Carl Pickens, Tennessee	172	- 4 rec, 2 TD
10/12/1991	Corey Harris, Vanderbilt	107	- 4 rec
10/24/1992	Wayde Butler, Southwestern Louisiana	100	- 4 rec, 2 TD
11/2/1992	Willie Jackson, Florida	157	- 12 rec, 1 TD
10/16/1993	Jack Johnson, Florida	108	- 3 rec, 2 TD
11/13/1993	Hason Graham, Georgia	175	- 10 rec, 1 TD
9/17/1994	Brett Bech, LSU	104	- 3 rec, 1 TD
10/15/1994	Jack Johnson, Florida	105	- 5 rec, 2 TD
11/12/1994	Juan Daniels, Georgia	109	- 6 rec, 1 TD
9/2/1995	Ta'Boris Fisher, Ole Miss	101	- 7 rec
9/17/1995	Sheddric Wilson, LSU	117	- 8 rec
10/5/1995	Chauncey McGee, Mississippi State	120	- 3 rec, 1 TD
10/28/1995	Anthony Eubanks, Arkansas	108	- 8 rec, 1 TD
11/18/1995	Toderick Malone, Alabama	106	- 7 rec, 2 TD
1/1/1996	Bobby Engram, Penn State	113	- 4 rec, 2 TD
10/19/1996	Ike Hilliard, Florida	156	- 6 rec, 1 TD
11/9/1996	Marty Booker, Northeast Louisiana	182	- 7 rec, 1 TD
11/16/1996	Hines Ward, Georgia	175	- 9 rec, 1 TD
9/4/1997	Terrence Wilkins, Virginia	107	- 7 rec, 1 TD
	Germane Crowell, Virginia	102	- 6 rec, 1 TD
10/25/1997	Anthony Eubanks, Arkansas	167	- 9 rec, 1 TD
12/6/1997	Peerless Price, Tennessee	161	- 8 rec, 2 TD
	Marcus Nash, Tennessee	126	- 9 rec, 1 TD
9/19/1998	Larry Foster, LSU	111	- 10 rec, 1 TD
9/11/1999	Rossi Martin, Idaho	103	- 11 rec
9/18/1999	Jerel Myers, LSU	153	- 13 rec
9/25/1999	Cory Peterson, Ole Miss	113	- 6 rec, 2 TD
10/2/1999	Cedrick Wilson, Tennessee	112	- 6 rec
10/9/1999	Terrell Grindle, Mississippi State	109	- 6 rec
10/16/1999	Darrell Jackson, Florida	127	- 8 rec, 1 TD
11/6/1999	Charles Lee, Central Florida	203	- 11 rec, 1 TD
11/13/1999	Terrence Edwards, Georgia	151	- 8 rec, 2 TD
9/16/2000	Josh Reed, LSU	167	- 8 rec, 2 TD
9/23/2000	Justin McCareins, Northern Illinois	189	- 11 rec, 1 TD
10/14/2000	Jabar Gaffney, Florida	101	- 4 rec, 3 TD
10/21/2000	James Jordan, Louisiana Tech	100	- 15 rec
	Sean Cangelosi, Louisiana Tech	100	- 8 rec
1/1/2001	David Terrell, Michigan	136	- 4 rec, 1 TD
	Marquise Walker, Michigan	100	- 4 rec
9/8/2001	James Armstrong, Ole Miss	108	- 9 rec
10/13/2001	Reche Caldwell, Florida	128	- 9 rec, 1 TD
	Jabar Gaffney, Florida	110	- 4 rec, 1 TD
10/20/2001	John Simon, Louisiana Tech	108	- 6 rec
11/10/2001	Terrence Edwards, Georgia	124	- 6 rec, 1 TD
	Fred Gibson, Georgia	111	- 2 rec, 1 TD
12/1/2001	Josh Reed, LSU	186	- 10 rec, 1 TD
9/2/2002	Malaefou MacKenzie, Southern Cal	117	- 6 rec
10/19/2002	Taylor Jacobs, Florida	110	- 11 rec, 1 TD
11/2/2002	Chris Collins, Ole Miss	106	- 8 rec, 3 TD

11/16/2002	Michael Johnson, Georgia	141	- 13 rec, 1 TD
8/30/2003	Mike Williams, Southern Cal	104	- 8 rec, 1 TD
10/18/2003	Justin Jenkins, Mississippi State	113	- 7 rec, 1 TD
10/25/2003	Devery Henderson, LSU	101	- 6 rec, 2 TD
10/9/2004	Johnat Holland, Louisiana Tech	122	- 3 rec, 1 TD
1/3/2005	Josh Morgan, Virginia Tech	126	- 3 rec, 2 TD
11/5/2005	Rafael Little, Kentucky	122	- 6 rec
	Keenan Burton, Kentucky	100	- 7 rec, 1 TD
11/12/2005	Muhammad Massaquoi, Georgia	108	- 6 rec, 1 TD
	Leonard Pope, Georgia	102	- 8 rec, 1 TD
1/2/2006	Brandon Williams, Wisconsin	173	- 6 rec, 1 TD
9/28/2006	Kenny McKinley, South Carolina	110	- 8 rec, 1 TD
10/21/2006	Preston Brown, Tulane	139	- 9 rec
	Damarcus Davis, Tulane	126	- 8 rec, 1 TD
11/18/2006	Nikita Stover, Alabama	101	- 5 rec, 1 TD
9/22/2007	Chris Williams, New Mexico State	109	- 9 rec, 1 TD
9/29/2007	Percy Harvin, Florida	119	- 7 rec
9/6/2008	Shawn Nelson, Southern Mississippi	118	- 12 rec, 2 TD
11/8/2008	Mike Hicks, UT-Martin	102	- 8 rec, 2 TD
9/19/2009	Jock Sanders, West Virginia	115	- 12 rec, 1 TD
10/31/2009	Shay Hodge, Ole Miss	105	- 7 rec
1/1/2010	Andrew Brewer, Northwestern	133	- 8 rec, 2 TD
	Drake Dunsmore, Northwestern	120	- 9 rec, 1 TD
9/25/2010	Alshon Jeffery, South Carolina	192	- 8 rec, 1 TD
10/16/2010	Greg Childs, Arkansas	164	- 9 rec, 2 TD
11/13/2010	A.J. Green, Georgia	164	- 9 rec, 2 TD
11/26/2010	Julio Jones, Alabama	199	- 10 rec, 1 TD
1/10/2011	Jeff Maehl, Oregon	133	- 9 rec
9/17/2011	Sammy Watkins, Clemson	155	- 10 rec, 2 TD
10/22/2011	Rueben Randle, LSU	106	- 5 rec, 2 TD
12/31/2011	Kris Burd, Virginia	103	- 6 rec, 2 TD
9/1/2012	DeAndre Hopkins, Clemson	119	- 13 rec, 1 TD
10/27/2012	Ryan Swope, Texas A&M	140	- 6 rec, 2 TD
11/3/2012	Austin Franklin, New Mexico State	154	- 7 rec
11/24/2012	Amari Cooper, Alabama	109	- 5 rec, 2 TD
9/21/2013	Jarvis Landry, LSU	118	- 7 rec, 1 TD
10/5/2013	Donte Moncrief, Ole Miss	122	- 6 rec, 2 TD
10/19/2013	Mike Evans, Texas A&M	287	- 11 rec, 4 TD
11/30/2013	Amari Cooper, Alabama	178	- 6 rec, 3 TD
12/7/2013	Dorial Green-Beckham, Missouri	144	- 6 rec, 2 TD
1/6/2014	Rashad Greene, Florida State	147	- 9 rec
9/18/2014	Curry Sexton, Kansas State	121	- 11 rec
10/25/2014	Pharoh Cooper, South Carolina	127	- 7 rec
11/1/2014	Evan Engram, Ole Miss	118	- 8 rec, 1 TD
	Vince Sanders, Ole Miss	106	- 6 rec
	Laquon Treadwell, Ole Miss	103	- 10 rec, 1 TD
11/8/2014	Malcome Kennedy, Texas A&M	118	- 4 rec, 1 TD
11/29/2014	Amari Cooper, Alabama	224	- 13 rec, 3 TD
9/12/2015	Josh Barge, Jacksonville State	132	- 14 rec, 1 TD
	Ruben Gonzalez, Jacksonville State	101	- 8 rec
10/15/2015	Garrett Johnson, Kentucky	160	- 9 rec
10/31/2015	Laquan Treadwell, Ole Miss	114	- 7 rec, 1 TD
11/21/2015	Trent Cowan, Idaho	118	- 10 rec
	Callen Hightower, Idaho	161	- 8 rec, 1 TD
9/3/2016	Mike Williams, Clemson	174	- 9 rec
11/26/2016	A.J. Stewart, Alabama	127	- 10 rec, 1 TD
10/7/2017	A.J. Brown, Ole Miss	109	- 10 rec
10/14/2017	D.J. Chark, LSU	150	- 5 rec
9/1/2018	Aaron Fuller, Washington	135	- 7 rec
10/20/2018	A.J. Brown, Ole Miss	155	- 10 rec, 1 TD

**Missing games:** 1982 Florida, 1982 Wake Forest, 1974 Miami, 1967 Tennessee, 1967 Florida, 1967 Miami.

## Auburn's 100-yard Rushing Games by Date

11/24/1944	Curtis Kuykendall (1)	307	at Miami - 33 carries
10/5/1946	Travis Tidwell (1)	222	vs. Furman - 18 carries
11/6/1954	Joe Childress (1)	164	vs. Miami - 29 carries
9/24/1955	Fob James (1)	178	vs. UT Chattanooga - 14 carries
11/7/1959	Bobby Hunt (1)	214	vs. Mississippi State - 16 carries

# Individual Game Highs By Date

9/30/1961	James Burson (1)	108	at Tennessee	Lionel James (2)	129	vs. Tennessee - 14 carries, 2 TD
11/2/1963	Jimmy Sidle (1)	154	vs. Florida - 18 carries	10/9/1982	Bo Jackson (3)	111 vs. Kentucky - 18 carries
11/13/1965	Tom Bryan (1)	162	at Georgia - 19 carries	10/23/1982	Lionel James (3)	138 at Mississippi State - 20 carries, 1 TD
12/18/1965	Tom Bryan (2)	111	vs. Ole Miss - 19 carries, 1 TD	11/6/1982	Bo Jackson (4)	114 vs. Rutgers - 15 carries, 1 TD
9/20/1969	Tommy Lowry (1)	104	vs. Wake Forest - 8 carries, 1 TD	11/13/1982	Lionel James (4)	111 vs. Georgia - 8 carries, 1 TD
10/4/1969	Mickey Zofko (1)	115	vs. Kentucky - 12 carries, 1 TD	11/27/1982	Bo Jackson (5)	114 vs. Alabama - 17 carries, 1 TD
10/18/1969	Wallace Clark (1)	121	at Georgia Tech - 21 carries, 1 TD	12/18/1982	Lionel James (5)	101 vs. Boston College - 17 carries
11/15/1969	Mickey Zofko (2)	101	at Georgia - 25 carries, 1 TD	9/10/1983	Lionel James (6)	172 vs. Southern Miss - 16 carries, 1 TD
11/29/1969	Wallace Clark (2)	117	vs. Alabama - 24 carries, 3 TD	10/1/1983	Bo Jackson (6)	123 vs. Florida State - 15 carries
10/3/1970	Wallace Clark (3)	167	at Kentucky - 13 carries	10/15/1983	Bo Jackson (7)	123 at Georgia Tech - 18 carries, 1 TD
11/7/1970	Tommy Traylor (1)	133	vs. Mississippi State - 9 carries, 2 TD	10/29/1983	Bo Jackson (8)	196 vs. Florida - 16 carries, 2 TD
10/16/1971	Tommy Lowry (2)	103	at Georgia Tech - 12 carries, 1 TD	11/5/1983	Tommie Aggie (1)	219 vs. Maryland - 24 carries, 2 TD
10/30/1971	Terry Henley (1)	139	vs. Florida - 12 carries, 1 TD	Lionel James (7)	115 vs. Maryland - 14 carries	
	Tommy Lowry (3)	101	vs. Florida - 17 carries	Bo Jackson (9)	105 vs. Maryland - 18 carries, 1 TD	
9/9/1972	Terry Henley (2)	136	vs. Mississippi State - 32 carries, 1 TD	11/12/1983	Bo Jackson (10)	115 at Georgia - 18 carries
9/23/1972	Harry Unger (1)	101	vs. UT Chattanooga - 23 carries	12/3/1983	Bo Jackson (11)	256 vs. Alabama - 20 carries, 2 TD
	Terry Henley (3)	152	vs. UT Chattanooga - 22 carries, 2 TD	9/15/1984	Bo Jackson (12)	103 at Texas - 14 carries, 1 TD
10/7/1972	Terry Henley (4)	150	vs. Ole Miss - 33 carries	9/29/1984	Brent Fullwood (1)	134 vs. Tennessee - 20 carries
10/28/1972	Terry Henley (5)	105	vs. Florida State - 27 carries, 3 TD	11/10/1984	Brent Fullwood (2)	102 vs. Cincinnati - 5 carries, 1 TD
11/18/1972	Chris Linderman (1)	149	vs. Georgia - 28 carries, 1 TD	11/17/1984	Tommie Aggie (2)	115 vs. Georgia - 9 carries
10/27/1973	Mitzi Jackson (1)	117	vs. Houston - 21 carries	12/1/1984	Bo Jackson (13)	118 vs. Alabama - 22 carries, 1 TD
11/10/1973	Sedrick McIntyre (1)	112	vs. Mississippi State - 20 carries, 3 TD	9/7/1985	Bo Jackson (14)	290 vs. Southwest Louisiana - 23 carries, 4 TD
9/14/1974	Phil Gargis (1)	100	vs. Louisville - 11 carries, 2 TD	Brent Fullwood (3)	173 vs. Southwest Louisiana - 11 carries, 1 TD	
10/19/1974	Mitzi Jackson (2)	119	vs. Georgia Tech - 20 carries	9/14/1985	Bo Jackson (15)	205 vs. Southern Miss. - 30 carries, 2 TD
11/16/1974	Phil Gargis (2)	160	vs. Georgia - 24 carries, 1 TD	10/5/1985	Bo Jackson (16)	240 vs. Ole Miss - 38 carries, 2 TD
	Sedrick McIntyre (2)	112	vs. Georgia - 19 carries, 1 TD	10/12/1985	Bo Jackson (17)	176 vs. Florida State - 30 carries, 2 TD
9/13/1975	Mitzi Jackson (3)	177	vs. Memphis State - 21 carries, 2 TD	10/19/1985	Bo Jackson (18)	242 at Georgia Tech - 32 carries, 1 TD
9/27/1975	Kenny Burks (1)	121	at Tennessee - 25 carries, 2 TD	10/26/1985	Bo Jackson (19)	169 vs. Mississippi State - 28 carries, 2 TD
10/4/1975	Mitzi Jackson (4)	100	vs. Virginia Tech - 13 carries	11/9/1985	Brent Fullwood (4)	153 vs. East Carolina - 14 carries, 3 TD
11/15/1975	Phil Gargis (3)	119	at Georgia - 29 carries	11/16/1985	Bo Jackson (20)	121 at Georgia - 19 carries, 2 TD
10/9/1976	William Andrews (1)	143	at Memphis State - 20 carries, 1 TD	11/30/1985	Bo Jackson (21)	142 vs. Alabama - 31 carries, 2 TD
10/23/1976	Bob Bradley (1)	122	vs. Florida State - 21 carries	9/27/1986	Brent Fullwood (5)	207 vs. Tennessee - 18 carries, 1 TD
10/23/1976	Phil Gargis (4)	129	vs. Florida State - 14 carries, 4 TD	10/4/1986	James Joseph (1)	114 vs. Western Carolina - 14 carries, 2 TD
9/10/1977	Joe Cribbs (1)	121	vs. Arizona - 17 carries, 1 TD	10/11/1986	Brent Fullwood (6)	145 at Vanderbilt - 7 carries, 1 TD
9/24/1977	James Brooks (1)	112	at Tennessee - 12 carries	10/18/1986	Brent Fullwood (7)	183 vs. Georgia Tech - 21 carries, 1 TD
10/8/1977	Joe Cribbs (2)	100	vs. North Carolina State - 14 carries, 1 TD	10/25/1986	Brent Fullwood (8)	179 at Mississippi State - 16 carries, 3 TD
10/29/1977	William Andrews (2)	104	vs. Florida - 14 carries	11/1/1986	Brent Fullwood (9)	166 at Florida - 27 carries, 1 TD
11/12/1977	William Andrews (3)	142	at Georgia - 25 carries, 2 TD	11/8/1986	Brent Fullwood (10)	120 vs. Cincinnati - 11 carries
11/26/1977	Joe Cribbs (3)	133	vs. Alabama - 15 carries, 1 TD	11/29/1986	Brent Fullwood (11)	145 vs. Alabama - 21 carries, 2 TD
9/16/1978	James Brooks (2)	226	at Kansas State - 30 carries	1/1/1987	Brent Fullwood (12)	152 vs. Southern California - 28 carries, 1 TD
9/30/1978	James Brooks (3)	156	vs. Tennessee - 17 carries	10/24/1987	Harry Mose (1)	106 vs. Mississippi State - 16 carries, 1 TD
10/14/1978	Joe Cribbs (4)	147	at Vanderbilt - 21 carries, 5 TD	11/27/1987	Stacy Danley (1)	157 vs. Alabama - 26 carries
10/21/1978	Joe Cribbs (5)	144	vs. Georgia Tech - 20 carries	9/10/1988	James Joseph (2)	110 vs. Kentucky - 17 carries, 2 TD
10/28/1978	Joe Cribbs (6)	150	vs. Wake Forest - 27 carries, 3 TD	10/22/1988	James Joseph (3)	126 vs. Mississippi State - 17 carries, 1 TD
11/4/1978	Joe Cribbs (7)	111	at Florida - 30 carries	10/29/1988	Stacy Danley (2)	131 at Florida - 29 carries, 1 TD
11/11/1978	Joe Cribbs (8)	159	at Mississippi State - 36 carries	11/12/1988	Stacy Danley (3)	172 vs. Georgia - 38 carries
11/18/1978	Joe Cribbs (9)	250	vs. Georgia - 34 carries, 2 TD	9/16/1989	James Joseph (4)	149 vs. Southern Miss. - 23 carries
	William Andrews (4)	109	vs. Georgia - 15 carries	Stacy Danley (4)	102 vs. Southern Miss. - 21 carries, 1 TD	
12/2/1978	Joe Cribbs (10)	118	vs. Alabama - 32 carries, 2 TD	10/14/1989	Stacy Danley (5)	117 vs. LSU - 24 carries, 1 TD
9/29/1979	James Brooks (4)	120	at Tennessee - 15 carries, 1 TD	10/28/1989	James Joseph (5)	172 vs. Mississippi State - 35 carries, 1 TD
10/6/1979	Charles Thomas (1)	113	vs. North Carolina State - 8 carries, 2 TD	11/11/1989	Darrell Williams (1)	106 vs. Louisiana Tech - 17 carries, 2 TD
10/6/1979	Joe Cribbs (11)	104	vs. North Carolina State - 19 carries, 3 TD	11/18/1989	Darrell Williams (2)	128 at Georgia - 26 carries, 1 TD
10/13/1979	James Brooks (5)	134	vs. Vanderbilt - 11 carries, 2 TD	12/2/1989	Stacy Danley (6)	130 vs. Alabama - 28 carries
	Joe Cribbs (12)	219	vs. Vanderbilt - 14 carries, 3 TD	9/15/1990	James Joseph (6)	119 vs. Ole Miss - 22 carries, 1 TD
10/20/1979	James Brooks (6)	175	at Georgia Tech - 20 carries, 1 TD	10/12/1991	Fred Smith (1)	115 vs. Vanderbilt - 8 carries, 1 TD
11/10/1979	James Brooks (7)	130	vs. Mississippi State - 12 carries, 2 TD	11/16/1991	Frazier, Joe (1)	101 vs. Georgia - 13 carries, 1 TD
11/17/1979	James Brooks (8)	200	at Georgia - 13 carries, 2 TD	10/17/1992	James Bostic (1)	109 at Florida - 22 carries
	Joe Cribbs (13)	166	at Georgia - 27 carries, 2 TD	10/24/1992	James Bostic (2)	141 vs. SW Louisiana - 30 carries
9/13/1980	George Peoples (1)	115	at Texas Christian - 28 carries	10/31/1992	James Bostic (3)	211 vs. Arkansas - 32 carries, 2 TD
	James Brooks (9)	100	at Texas Christian - 18 carries	9/2/1993	James Bostic (4)	138 vs. Ole Miss - 28 carries, 1 TD
10/4/1980	James Brooks (10)	204	vs. Richmond - 30 carries, 2 TD	9/11/1993	Stephen Davis (1)	122 vs. Samford - 18 carries, 2 TD
10/11/1980	James Brooks (11)	210	at LSU - 35 carries, 1 TD	9/18/1993	James Bostic (5)	110 at LSU - 13 carries, 1 TD
10/18/1980	James Brooks (12)	134	vs. Georgia Tech - 31 carries, 1 TD	9/25/1993	James Bostic (6)	116 vs. Southern Miss. - 25 carries, 3 TD
10/25/1980	James Brooks (13)	159	vs. Mississippi State - 29 carries, 1 TD	10/9/1993	James Bostic (7)	140 vs. Mississippi State - 20 carries
11/1/1980	James Brooks (14)	163	at Florida - 33 carries	11/6/1993	James Bostic (8)	104 vs. New Mexico State - 11 carries
9/19/1981	Chester O'Neal (1)	119	vs. Wake Forest - 14 carries, 1 TD	11/13/1993	James Bostic (9)	183 at Georgia - 19 carries, 3 TD
9/26/1981	Chester O'Neal (2)	109	at Tennessee - 21 carries	11/20/1993	James Bostic (10)	147 vs. Alabama - 19 carries, 1 TD
11/28/1981	George Peoples (2)	155	vs. Alabama - 26 carries, 1 TD	9/3/1994	Stephen Davis (2)	158 at Ole Miss - 33 carries, 1 TD
9/11/1982	Bo Jackson (1)	123	vs. Wake Forest - 10 carries, 2 TD	9/24/1994	Stephen Davis (3)	120 vs. East Tenn. State - 16 carries, 2 TD
	Lionel James (1)	118	vs. Wake Forest - 10 carries, 1 TD	10/8/1994	Stephen Davis (4)	104 at Mississippi State - 20 carries, 2 TD
9/25/1982	Bo Jackson (2)	110	vs. Tennessee - 17 carries, 1 TD	10/15/1994	Stephen Davis (5)	113 at Florida - 26 carries



# Individual Game Highs By Date

10/29/1994	Stephen Davis (6)	246	vs. Arkansas - 27 carries, 3 TD	10/3/2009	Ben Tate (8)	128	at Tennessee - 25 carries, 1 TD
11/12/1994	Stephen Davis (7)	186	vs. Georgia - 32 carries, 2 TD	10/10/2009	Ben Tate (9)	184	at Arkansas - 22 carries, 2 TD
10/7/1995	Stephen Davis (8)	162	vs. Mississippi State - 20 carries	10/17/2009	Ben Tate (10)	132	vs. Kentucky - 31 carries, 1 TD
10/14/1995	Stephen Davis (9)	149	vs. Florida - 23 carries, 1 TD	10/31/2009	Ben Tate (11)	144	vs. Ole Miss - 25 carries, 1 TD
11/4/1995	Eric Hines-Tucker (1)	100	vs. Northeast La. - 13 carries, 1 TD	1/1/2010	Ben Tate (12)	108	vs. Northwestern - 20 carries, 2 TD
	Stephen Davis (10)	111	vs. Northeast La. - 12 carries, 2 TD	9/4/2010	Cam Newton (1)	171	vs. Arkansas State - 15 carries, 2 TD
11/11/1995	Stephen Davis (11)	152	at Georgia - 28 carries, 2 TD	9/25/2010	Cam Newton (2)	176	vs. South Carolina - 25 carries, 3 TD
1/1/1996	Stephen Davis (12)	119	vs. Penn State - 12 carries		Michael Dyer (1)	100	vs. South Carolina - 23 carries
9/7/1996	Markeith Cooper (1)	110	vs. Fresno State - 8 carries, 1 TD	10/9/2010	Cam Newton (3)	198	at Kentucky - 28 carries, 4 TD
9/14/1996	Fred Beasley (1)	112	at Ole Miss - 18 carries, 2 TD	10/16/2010	Cam Newton (4)	188	vs. Arkansas - 25 carries, 3 TD
11/21/1998	Demoutray Carter (1)	102	vs. Alabama - 22 carries	10/23/2010	Cam Newton (5)	217	vs. LSU - 28 carries, 2 TD
8/31/2000	Rudi Johnson (1)	174	vs. Wyoming - 27 carries, 3 TD		Michael Dyer (2)	100	vs. LSU - 15 carries
9/9/2000	Rudi Johnson (2)	165	at Ole Miss - 29 carries, 2 TD	10/30/2010	Michael Dyer (3)	180	at Ole Miss - 21 carries, 1 TD
9/16/2000	Rudi Johnson (3)	139	vs. LSU - 36 carries, 1 TD	11/13/2010	Cam Newton (6)	151	vs. Georgia - 30 carries, 2 TD
9/23/2000	Rudi Johnson (4)	110	vs. No. Illinois - 23 carries, 1 TD	1/10/2011	Michael Dyer (4)	143	vs. Oregon - 22 carries
9/30/2000	Rudi Johnson (5)	128	vs. Vanderbilt - 19 carries	9/10/2011	Michael Dyer (5)	150	vs. Mississippi State - 18 carries, 2 TD
10/14/2000	Rudi Johnson (6)	133	at Florida - 22 carries	9/17/2011	Michael Dyer (6)	151	at Clemson - 16 carries, 2 TD
10/21/2000	Rudi Johnson (7)	249	vs. Louisiana Tech - 33 carries, 4 TD	10/1/2011	Michael Dyer (7)	141	at South Carolina - 41 carries, 1 TD
10/28/2000	Rudi Johnson (8)	114	vs. Arkansas - 29 carries, 1 TD	10/8/2011	Michael Dyer (8)	112	at Arkansas - 21 carries, 1 TD
11/11/2000	Rudi Johnson (9)	152	vs. Georgia - 34 carries	10/29/2011	Michael Dyer (9)	177	vs. Ole Miss - 27 carries, 1 TD
11/18/2000	Rudi Johnson (10)	130	at Alabama - 37 carries	11/19/2011	Michael Dyer (10)	157	vs. Samford - 30 carries, 1 TD
10/6/2001	Casinious Moore (1)	160	vs. Mississippi State - 20 carries, 1 TD	12/31/2011	Onterio McCalebb (3)	109	vs. Virginia - 10 carries, 1 TD
10/27/2001	Carnell Williams (1)	177	at Arkansas - 19 carries, 1 TD	9/1/2012	Tre Mason (1)	106	vs. Clemson - 14 carries
11/10/2001	Carnell Williams (2)	167	at Georgia - 41 carries, 2 TD	9/15/2012	Onterio McCalebb (4)	128	vs. ULM - 11 carries, 1 TD
9/14/2002	Carnell Williams (3)	170	vs. Vanderbilt - 20 carries, 2 TD	11/3/2012	Tre Mason (2)	152	vs. New Mexico State - 22 carries, 1 TD
9/19/2002	Carnell Williams (4)	106	at Mississippi State - 28 carries, 2 TD		Onterio McCalebb (5)	113	vs. New Mexico State - 8 carries, 2 TD
9/28/2002	Carnell Williams (5)	202	vs. Syracuse - 40 carries, 2 TD	11/17/2012	Tre Mason (3)	181	vs. Alabama A&M - 12 carries, 2 TD
10/19/2002	Ronnie Brown (2)	163	at Florida - 22 carries, 2 TD		Onterio McCalebb (6)	104	vs. Alabama A&M - 15 carries, 2 TD
11/2/2002	Ronnie Brown (3)	224	at Ole Miss - 33 carries, 3 TD	8/31/2013	Corey Grant (1)	146	vs. Washington State - 9 carries, 1 TD
11/16/2002	Ronnie Brown (1)	124	vs. Georgia - 25 carries, 1 TD	9/7/2013	C. Artis-Payne (1)	102	vs. Arkansas State - 19 carries, 1 TD
11/23/2002	Tre Smith (1)	126	at Alabama - 25 carries	9/21/2013	Tre Mason (4)	132	at LSU - 26 carries, 2 TD
1/1/2003	Ronnie Brown (4)	184	vs. Penn State - 37 carries, 2 TD	10/5/2013	Nick Marshall (1)	140	vs. Ole Miss - 14 carries, 2 TD
9/27/2003	Brandon Jacobs (1)	103	vs. Western Kentucky - 10 carries, 1 TD	10/12/2013	C. Artis-Payne (2)	133	vs. Western Carolina - 7 carries, 1 TD
10/4/2003	Carnell Williams (6)	185	vs. Tennessee - 36 carries, 1 TD		Tre Mason (5)	100	vs. Western Carolina - 6 carries, 2 TD
10/11/2003	Carnell Williams (7)	150	at Arkansas - 35 carries, 1 TD	10/19/2013	Tre Mason (6)	178	at Texas A&M - 27 carries, 1 TD
10/18/2003	Brandon Jacobs (2)	182	vs. Mississippi State - 31 carries		Nick Marshall (2)	100	at Texas A&M - 20 carries, 2 TD
	Carnell Williams (8)	164	vs. Mississippi State - 15 carries, 6 TD	11/2/2013	Tre Mason (7)	168	at Arkansas - 32 carries, 4 TD
11/1/2003	Carnell Williams (9)	113	vs. Louisiana-Monroe - 7 carries, 2 TD	11/9/2013	Nick Marshall (3)	214	at Tennessee - 14 carries, 2 TD
11/8/2003	Carnell Williams (10)	103	vs. Ole Miss - 20 carries, 1 TD		Tre Mason (8)	117	at Tennessee - 20 carries, 3 TD
11/22/2003	Carnell Williams (11)	204	vs. Alabama - 26 carries, 2 TD	11/16/2013	Tre Mason (9)	115	vs. Georgia - 27 carries, 1 TD
9/4/2004	Carnell Williams (12)	103	vs. Louisiana-Monroe - 23 carries	11/30/2013	Tre Mason (10)	164	vs. Alabama - 29 carries, 1 TD
9/11/2004	Carnell Williams (13)	122	at Mississippi State - 19 carries, 2 TD	12/7/2013	Tre Mason (11)	304	vs. Missouri - 46 carries, 4 TD
	Ronnie Brown (5)	147	at Mississippi State - 15 carries		Nick Marshall (4)	101	vs. Missouri - 16 carries, 1 TD
10/9/2004	Ronnie Brown (6)	109	vs. Louisiana Tech - 10 carries, 1 TD	1/6/2014	Tre Mason (12)	195	vs. Florida State - 34 carries, 1 TD
10/16/2004	Ronnie Brown (7)	101	vs. Arkansas - 15 carries, 1 TD	8/30/2014	C. Artis-Payne (3)	177	vs. Arkansas - 26 carries, 1 TD
10/23/2004	Carnell Williams (14)	149	vs. Kentucky - 17 carries, 2 TD	9/6/2014	C. Artis-Payne (4)	112	vs. San Jose' State - 16 carries, 3 TD
10/30/2004	Ronnie Brown (8)	100	at Ole Miss - 16 carries, 1 TD		Nick Marshall (5)	103	vs. San Jose' State - 11 carries, 1 TD
11/13/2004	Carnell Williams (15)	101	vs. Georgia - 19 carries, 1 TD	9/27/2014	C. Artis-Payne (5)	116	vs. Louisiana Tech - 22 carries, 1 TD
12/4/2004	Carnell Williams (16)	100	vs. Tennessee - 19 carries, 1 TD		Nick Marshall (6)	105	vs. Louisiana Tech - 13 carries
9/17/2005	Kenny Irons (1)	148	vs. Ball State - 11 carries, 2 TD	10/4/2014	C. Artis-Payne (6)	126	vs. LSU - 24 carries
9/24/2005	Kenny Irons (2)	111	vs. Western Kentucky - 18 carries, 1 TD		Nick Marshall (7)	119	vs. LSU - 16 carries, 2 TD
10/15/2005	Kenny Irons (3)	182	at Arkansas - 33 carries	10/11/2014	Nick Marshall (8)	100	at Mississippi State - 17 carries
10/22/2005	Kenny Irons (4)	218	at LSU - 27 carries, 1 TD	10/25/2014	C. Artis-Payne (7)	167	vs. South Carolina - 25 carries, 1 TD
10/29/2005	Kenny Irons (5)	101	vs. Ole Miss - 32 carries, 1 TD		Ricardo Louis (1)	102	vs. South Carolina - 3 carries, 1 TD
11/5/2005	Kenny Irons (6)	103	at Kentucky - 23 carries, 3 TD	11/1/2014	C. Artis-Payne (8)	138	at Ole Miss - 27 carries, 1 TD
	Tristian Davis (1)	162	at Kentucky - 8 carries, 1 TD	11/8/2014	C. Artis-Payne (9)	221	vs. Texas A&M - 30 carries, 2 TD
11/12/2005	Kenny Irons (7)	179	at Georgia - 37 carries, 2 TD	11/22/2014	C. Artis-Payne (10)	129	vs. Samford - 24 carries, 1 TD
11/19/2005	Kenny Irons (8)	103	vs. Alabama - 28 carries, 1 TD	1/1/2015	C. Artis-Payne (11)	126	vs. Wisconsin - 26 carries, 2 TD
9/2/2006	Kenny Irons (9)	183	vs. Washington State - 20 carries, 1 TD	9/5/2015	Peyton Barber (1)	115	vs. Louisville - 24 carries
9/23/2006	Ben Tate (1)	114	vs. Buffalo - 7 carries, 2 TD	9/12/2015	Peyton Barber (2)	125	vs. Jacksonville St. - 23 carries, 1 TD
9/28/2006	Kenny Irons (10)	117	at South Carolina - 24 carries, 2 TD	9/26/2015	Peyton Barber (3)	137	vs. Mississippi St. - 27 carries
10/21/2006	Ben Tate (2)	156	vs. Tulane - 26 carries, 1 TD	10/3/2015	Peyton Barber (4)	147	vs. San Jose' St. - 28 carries, 5 TD
10/28/2006	Kenny Irons (11)	106	at Ole Miss - 23 carries	10/24/2015	Peyton Barber (5)	120	at Arkansas - 37 carries, 4 TD
9/22/2007	Ben Tate (3)	111	vs. New Mexico State - 21 carries, 1 TD	11/7/2015	Jovon Robinson (1)	159	at Texas A&M - 27 carries, 1 TD
	Mario Fannin (1)	103	vs. New Mexico State - 15 carries, 3 TD	12/30/2015	Jovon Robinson (2)	126	vs. Memphis [Birmingham] - 27 carries, 1 TD
8/30/2008	Ben Tate (4)	115	vs. Louisiana-Monroe - 13 carries	9/10/2016	Kamryn Pettway (1)	152	vs. Arkansas State - 15 carries
10/4/2008	Ben Tate (5)	108	at Vanderbilt - 27 carries		Kerryon Johnson (1)	124	vs. Arkansas State - 18 carries, 2 TD
11/8/2008	Kodi Burns (1)	158	vs. UT-Martin - 13 carries, 2 TD	9/17/2016	Kamryn Pettway (2)	123	vs. Texas A&M - 20 carries, 1 TD
9/5/2009	Onterio McCalebb (1)	148	vs. Louisiana Tech - 22 carries, 1 TD	10/1/2016	Kerryon Johnson (2)	146	vs. ULM - 24 carries, 2 TD
	Ben Tate (6)	117	vs. Louisiana Tech - 20 carries	10/8/2016	Kamryn Pettway (3)	169	at Mississippi State - 39 carries, 3 TD
9/12/2009	Ben Tate (7)	157	vs. Mississippi State - 20 carries, 1 TD				



# Individual Game Highs By Date

10/22/2016	Kamryn Pettway (4)	192	vs. Arkansas - 27 carries, 2 TD
10/29/2016	Kamryn Pettway (5)	236	at Ole Miss - 30 carries, 1 TD
11/5/2016	Kamryn Pettway (6)	173	vs. Vanderbilt - 25 carries
11/19/2016	Kam Martin (1)	176	vs. Alabama A&M - 21 carries, 2 TD
	Kerryon Johnson (3)	108	vs. Alabama A&M - 18 carries, 1 TD
1/2/2017	Kamryn Pettway (7)	101	vs. Oklahoma [Sugar] - 24 carries
9/2/2017	Kerryon Johnson (4)	136	vs. Georgia Southern - 13 carries, 1 TD
	Kam Martin (2)	136	vs. Georgia Southern - 16 carries, 1 TD
9/16/2017	Kamryn Pettway (8)	128	vs. Mercer - 34 carries, 3 TD
9/30/2017	Kerryon Johnson (5)	116	vs. Mississippi State - 23 carries, 3 TD
10/7/2017	Kerryon Johnson (6)	204	vs. Ole Miss - 28 carries, 3 TD
10/14/2017	Kerryon Johnson (7)	156	at LSU - 31 carries, 1 TD
11/4/2017	Kerryon Johnson (8)	145	at Texas A&M - 29 carries, 1 TD
11/11/2017	Kerryon Johnson (9)	167	vs. Georgia - 32 carries
11/18/2017	Kerryon Johnson (10)	137	vs. ULM - 22 carries, 1 TD
11/25/2017	Kerryon Johnson (11)	104	vs. Alabama - 30 carries, 1 TD
9/8/2018	JaTarvious Whitlow (1)	122	vs. Alabama State - 14 carries
	Shaun Shivers (1)	117	vs. Alabama State - 13 carries, 1 TD
9/15/2018	JaTarvious Whitlow (2)	104	vs. LSU - 22 carries, 1 TD
10/20/2018	JaTarvious Whitlow (3)	170	at Ole Miss - 19 carries
11/17/2018	Kam Martin (3)	116	vs. Liberty - 17 carries

## Quarterback 100-yard Rushing Games

10/5/1946	Travis Tidwell (1)	222	vs. Furman - 18 carries
11/7/1959	Bobby Hunt (1)	214	vs. Mississippi State - 16 carries
11/2/1963	Jimmy Sidle (1)	154	vs. Florida - 18 carries
11/7/1970	Tommy Traylor (1)	133	vs. Mississippi State - 9 carries, 2 TD
9/14/1974	Phil Gargis (1)	100	vs. Louisville - 11 carries, 2 TD
11/16/1974	Phil Gargis (2)	160	vs. Georgia - 24 carries, 1 TD
11/15/1975	Phil Gargis (3)	119	at Georgia - 29 carries
10/23/1976	Phil Gargis (4)	129	vs. Florida State - 14 carries, 4 TD
10/6/1979	Charles Thomas (1)	113	vs. North Carolina St. - 8 carries, 2 TD
11/8/2008	Kodi Burns (1)	158	vs. UT-Martin - 13 carries, 2 TD
9/4/2010	Cam Newton (1)	171	vs. Arkansas State - 15 carries, 2 TD
9/25/2010	Cam Newton (2)	176	vs. South Carolina - 25 carries, 3 TD
10/9/2010	Cam Newton (3)	198	at Kentucky - 28 carries, 4 TD
10/16/2010	Cam Newton (4)	188	vs. Arkansas - 25 carries, 3 TD
10/23/2010	Cam Newton (5)	217	vs. LSU - 28 carries, 2 TD
11/13/2010	Cam Newton (6)	151	vs. Georgia - 30 carries, 2 TD
10/5/2013	Nick Marshall (1)	140	vs. Ole Miss - 14 carries, 2 TD
10/19/2013	Nick Marshall (2)	100	at Texas A&M - 20 carries, 2 TD
11/9/2013	Nick Marshall (3)	214	at Tennessee - 14 carries, 2 TD
12/7/2013	Nick Marshall (4)	101	vs. Missouri - 16 carries, 1 TD
9/6/2014	Nick Marshall (5)	103	vs. San Jose' State - 11 carries, 1 TD
9/27/2014	Nick Marshall (6)	105	vs. Louisiana Tech - 13 carries
10/4/2014	Nick Marshall (7)	119	vs. LSU - 16 carries, 2 TD
10/11/2014	Nick Marshall (8)	100	at Mississippi State - 17 carries

## Opponent 100-yard Rushing Games

10/15/1949	Bobby North, Georgia Tech	168	- 1 TD
11/25/1950	Fred Cone, Clemson	163	- 3 TD
11/24/1951	Larry Gressette, Clemson	177	- 1 TD
12/1/1951	Bobby Marlow, Alabama	233	- 3 TD
9/30/1967	Charlie Fulton, Tennessee	103	- 2 TD
9/21/1968	Mike Richardson, SMU	116	
9/26/1970	Curt Watson, Tennessee	142	
9/26/1970	Don McLeary, Tennessee	119	- 1 TD
11/28/1970	Johnny Musso, Alabama	221	- 1 TD
11/13/1971	Andy Johnson, Georgia	163	- 1 TD
11/27/1971	Johnny Musso, Alabama	167	- 2 TD
12/2/1972	Steve Bisceglia, Alabama	102	- 1 TD
11/3/1973	Preston Kendrick, Florida	119	- 1 TD
11/10/1973	Wayne Jones, Mississippi State	116	
11/17/1973	Horace King, Georgia	113	- 1 TD
10/12/1974	Sonny Collins, Kentucky	127	
11/2/1974	Jimmy DuBose, Florida	143	
9/27/1975	Stanley Morgan, Tennessee	138	
10/4/1975	Roscoe Coles, Virginia Tech	139	- 1 TD
10/4/1975	Phil Rogers, Virginia Tech	128	- 1 TD

10/11/1975	Sonny Collins, Kentucky	109	
10/18/1975	Anthony Head, Georgia Tech	103	- 3 TD
11/1/1975	Jimmy DuBose, Florida	149	- 1 TD
11/8/1975	Bruce Threadgill, Mississippi State	104	- 1 TD
11/15/1975	Andy Reid, Georgia	112	- 2 TD
9/25/1976	Kelsey Finch, Tennessee	124	- 1 TD
10/9/1976	Terrell Middleton, Memphis	137	
10/23/1976	Jeff Leggett, Florida State	108	- 2 TD
11/13/1976	Kevin McLee, Georgia	203	- 1 TD
11/13/1976	Al Pollard, Georgia	158	- 2 TD
11/27/1976	Tony Nathan, Alabama	141	- 2 TD
9/17/1977	Ben Garry, Southern Miss	110	- 1 TD
10/8/1977	Billy Ray Vickers, N.C. State	106	
10/15/1977	Rodney Lee, Georgia Tech	112	
10/22/1977	Larry Key, Florida State	170	- 2 TD
11/26/1977	Johnny Davis, Alabama	104	- 1 TD
11/26/1977	Jeff Rutledge, Alabama	102	
10/7/1978	Ottis Anderson, Miami	104	
10/14/1978	Frank Mordica, Vanderbilt	148	
10/21/1978	Eddie Lee Ivery, Georgia Tech	127	
12/2/1978	Major Ogilvie, Alabama	104	
9/29/1979	Jimmy Streater, Tennessee	106	- 2 TD
10/13/1979	Whit Taylor, Vanderbilt	124	- 1 TD
10/13/1979	Frank Mordica, Vanderbilt	103	- 1 TD
10/27/1979	James McDougald, Wake Forest	147	- 4 TD
11/10/1979	Stanley Howell, Mississippi State	104	
12/1/1979	Steve Whitman, Alabama	107	
9/27/1980	Terry Daniels, Tennessee	125	
9/5/1981	Marcus Gilbert, TCU	116	- 2 TD
11/14/1981	Herschel Walker, Georgia	165	- 1 TD
11/13/1982	Herschel Walker, Georgia	177	- 2 TD
10/1/1983	Roosevelt Snipes, Florida State	100	
12/3/1983	Kerry Goode, Alabama	142	
12/3/1983	Ricky Moore, Alabama	109	- 1 TD
8/28/1984	Alonzo Highsmith, Miami	140	
10/13/1984	Roosevelt Snipes, Florida State	103	
11/3/1984	Neal Anderson, Florida	108	- 1 TD
9/28/1985	Keith Davis, Tennessee	102	
10/26/1985	Hank Phillips, Mississippi State	109	
11/30/1985	Gene Jelks, Alabama	192	- 2 TD
11/8/1986	Reggie Taylor, Cincinnati	153	- 1 TD
11/29/1986	Bobby Humphrey, Alabama	204	
1/2/1989	Sammie Smith, Florida State	115	
9/30/1989	Reggie Cobb, Tennessee	225	- 1 TD
10/21/1989	Amp Lee, Florida State	110	
11/3/1990	Errict Rhett, Florida	142	- 2 TD
11/17/1990	Joseph Dupree Jr., Georgia	119	
9/28/1991	James Stewart, Tennessee	149	
10/12/1991	Marcus Wilson, Vanderbilt	102	- 3 TD
11/2/1991	Errict Rhett, Florida	112	- 1 TD
11/16/1991	Garrison Hearst, Georgia	114	- 1 TD
11/14/1992	Garrison Hearst, Georgia	117	- 1 TD
10/16/1993	Errict Rhett, Florida	196	- 1 TD
11/5/1994	Junior Smith, East Carolina	142	- 1 TD
11/12/1994	Terrell Davis, Georgia	113	
11/19/1994	Sherman Williams, Alabama	164	- 1 TD
9/2/1995	Dou Innocent, Mississippi	137	
9/30/1995	Moe Williamson, Kentucky	164	- 2 TD
10/14/1995	Fred Taylor, Florida	111	- 1 TD
10/28/1995	Madre Hill, Arkansas	186	- 1 TD
11/11/1995	Torin Kirtsey, Georgia	157	- 2 TD
1/1/1996	Stephen Pitts, Penn State	118	- 1 TD
10/19/1996	Elijah Williams, Florida	116	- 1 TD
10/19/1996	Fred Taylor, Florida	110	
11/23/1996	Dennis Riddle, Alabama	131	
9/20/1997	Cecil Collins, LSU	232	- 2 TD
10/18/1997	Fred Taylor, Florida	140	
12/6/1997	Jamal Lewis, Tennessee	127	
9/3/1998	Thomas Jones, Virginia	100	- 1 TD
10/3/1998	Jamal Lewis, Tennessee	140	- 1 TD

# Individual Game Highs By Date

10/10/1998	James Johnson, Mississippi State	133	- 1 TD
11/14/1998	Olandis Gary, Georgia	130	- 2 TD
10/16/1999	Bo Carroll, Florida	104	- 1 TD
10/30/1999	Chrys Chukwuma, Arkansas	115	- 1 TD
9/9/2000	Deuce McAllister, Mississippi	104	- 3 TD
10/7/2000	Dicenzo Miller, Mississippi State	136	
10/28/2000	Fred Talley, Arkansas	161	- 1 TD
12/2/2000	Earnest Graham, Florida	169	
9/22/2001	James Mungro, Syracuse	142	- 3 TD
9/29/2001	Lew Thomas, Vanderbilt	173	- 2 TD
10/20/2001	Joe Smith, Louisiana Tech	129	- 1 TD
11/17/2001	Santonio Beard, Alabama	199	- 2 TD
11/17/2001	Ahmaad Galloway, Alabama	127	
12/1/2001	LaBrandon Toefield, LSU	120	- 1 TD
12/31/2001	Willie Parker, North Carolina	131	- 1 TD
9/28/2002	Walter Reyes, Syracuse	111	- 2 TD
10/12/2002	Fred Talley, Arkansas	241	- 1 TD
9/6/2003	PJ Daniels, Georgia Tech	140	- 1 TD
10/18/2003	Nick Turner, Mississippi State	123	- 1 TD
10/25/2003	Justin Vincent, LSU	127	
12/4/2004	Gerald Riggs, Tennessee [SEC]	182	- 2 TD
9/3/2005	P.J. Daniels, Georgia Tech	111	- 1 TD
10/15/2005	Darren McFadden, Arkansas	108	- 2 TD
10/22/2005	Joseph Addai, LSU	105	
11/5/2005	Rafael Little, Kentucky	124	- 2 TD
1/2/2006	Brian Calhoun, Wisconsin	213	- 1 TD
10/7/2006	Darren McFadden, Arkansas	145	- 1 TD
10/7/2006	Felix Jones, Arkansas	104	- 1 TD
10/21/2006	Matt Forte, Tulane	117	
11/11/2006	Kregg Lumpkin, Georgia	105	- 1 TD
9/15/2007	Anthony Dixon, Mississippi State	103	
11/10/2007	Knowshon Moreno, Georgia	101	- 2 TD
12/31/2007	C.J. Spiller, Clemson	112	- 1 TD
9/20/2008	Charles Scott, LSU	132	
10/11/2008	Michael Smith, Arkansas	176	- 1 TD
10/23/2008	Noel Devine, West Virginia	207	- 1 TD
11/1/2008	Cordera Eason, Ole Miss	104	
11/15/2008	Knowshon Moreno, Georgia	131	
11/29/2008	Glen Coffee, Alabama	144	- 1 TD
9/19/2009	Noel Devine, West Virginia	128	- 3 TD
10/10/2009	Michael Smith, Arkansas	145	- 1 TD
10/17/2009	Derrick Locke, Kentucky	126	
	Randall Cobb, Kentucky	109	- 1 TD
10/31/2009	Dexter McCluster, Ole Miss	186	- 1 TD
9/18/2010	Wayne Ellington, Clemson	140	- 1 TD
9/10/2011	Vick Ballard, Mississippi State	135	- 1 TD
	Chris Relf, Mississippi State	106	
10/29/2011	Brandon Bolden, Ole Miss	114	- 2 TD
11/12/2011	Isaiah Crowell, Georgia	132	- 1 TD
11/12/2011	Carlton Thomas, Georgia	127	
11/19/2011	Jeremiaha Gates, Samford	119	
11/26/2011	Trent Richardson, Alabama	203	
9/1/2012	Andre Ellington, Clemson	231	
10/13/2012	Jeff Scott, Ole Miss	137	
10/20/2012	Zac Stacy, Vanderbilt	169	- 1 TD
10/27/2012	Trey Williams, Texas A&M	109	- 1 TD
11/10/2012	Todd Gurley, Georgia	116	- 1 TD
11/10/2012	Keith Marshall, Georgia	105	- 1 TD
11/24/2012	Eddie Lacy, Alabama	131	- 2 TD
9/14/2013	Dak Prescott, Mississippi St	133	- 2 TD
9/21/2013	Jeremy Hill, LSU	184	- 3 TD
11/2/2013	Jonathan Williams, Arkansas	104	
11/9/2013	Rajion Neal, Tennessee	124	- 1 TD
11/30/2013	T.J. Yeldon, Alabama	144	- 1 TD
12/7/2013	Henry Josey, Missouri	123	
10/11/2014	Dak Prescott, Mississippi State	121	- 2 TD
11/15/2014	Nick Chubb, Georgia	144	- 2 TD
	Todd Gurley, Georgia	138	- 1 TD
11/29/2014	T.J. Yeldon, Alabama	127	- 2 TD
1/1/2015	Melvin Gordon, Wisconsin	251	- 3 TD

	Corey Clement, Wisconsin	105	
9/5/2015	Lamar Jackson, Louisville	106	- 1 TD
9/19/2015	Leonard Fournette, LSU	228	- 3 TD
10/3/2015	Tyler Ervin, San Jose' State	160	- 1 TD
10/15/2015	Boom Williams, Kentucky	113	- 2 TD
10/24/2015	Alex Collins, Arkansas	105	- 1 TD
11/7/2015	Tra Carson, Texas A&M	109	
11/28/2015	Derrick Henry, Alabama	271	- 1 TD
9/3/2016	Wayne Gallman, Clemson	123	- 1 TD
9/17/2016	Trayveon Williams, Texas A&M	127	- 1 TD
9/24/2016	Leonard Fournette, LSU	101	
11/12/2016	Nick Chubb, Georgia	101	
11/4/2017	Trayveon Williams, Texas A&M	103	
1/1/2018	McKenzie Milton, UCF	116	- 1 TD
10/6/2018	Nick Fitzgerald, Mississippi State	195	- 2 TD
	Kylin Hill, Mississippi State	126	
11/3/2018	Trayveon Williams, Texas A&M	107	- 2 TD
11/10/2018	D'Andre Swift, Georgia	186	- 1 TD

# Long Plays

## Run

- 92, Ralph O'Gwynne vs. Loyola (11/21/1936)
- 88, Brent Fullwood at Mississippi State (10/25/1986)
- 87, Lionel James vs. Georgia (11/13/1982)
- 86, Tre Mason vs. Alabama A&M (11/17/2012)
- 85, Joe Cribbs vs. Alabama (11/26/1977)
- 84, Lionel James vs. Southern Miss (9/10/1983) [no TD]  
84, Connie Frederick vs. Alabama (11/29/1969)
- 82, Phil Gargis vs. Florida State (10/23/1976)
- 80, John Franklin III vs. ULM (10/1/2016)  
80, Carnell Williams vs. Alabama (11/22/2003)  
80, Bo Jackson vs. Florida (10/29/1983)  
80, Travis Tidwell vs. Furman (11/24/1946)
- 79, James Brooks vs. Vanderbilt (10/13/1979)  
79, Bobby Freeman vs. Wofford (10/5/1951)  
79, Ralph O'Gwynne vs. B'Ham-Southern (9/25/1936)
- 78, Terry Henley at Clemson (10/10/1970)  
78, Rudi Johnson vs. Louisiana Tech (10/21/2000)  
78, Eli Stove vs. Arkansas (10/1/2016)
- 77, Eric Hines-Tucker vs. UT-Chattanooga (9/9/1995)  
77, Jimmy Sidle vs. Florida State (11/23/1963)  
77, Jimmy Fenton vs. Birmingham-Southern (9/25/1936)
- 76, James Joseph vs. Kansas (9/17/1988)  
76, Bo Jackson at Georgia Tech (10/19/1985)  
76, Bo Jackson vs. Southwestern Louisiana (9/7/1985)  
76, Fob James vs. UT-Chattanooga (9/24/1955)
- 75, Corey Grant vs. Washington State (8/31/2013)  
75, Tristan Davis at Kentucky (11/5/2005)  
75, Casey Kimbrell at Duke (11/4/1933)  
75, Ricardo Louis vs. South Carolina (10/25/2014)
- 74, Kenny Irons at LSU (10/22/2005)  
74, Lionel James vs. Mississippi State (10/22/1983)  
74, Dick McGowan vs. Florida (11/26/1938)
- 73, Alex Smith vs. Vanderbilt (10/12/1991)
- 72, James Brooks at Kansas State (9/16/1978)  
72, Carnell Williams vs. Mississippi State (10/18/2003)  
72, Carnell Williams, vs. ULM (11/1/2003)
- 71, Cam Newton vs. Arkansas State (9/4/2010)  
71, Bo Jackson vs. Alabama (12/3/1983)
- 70, Onterio McCalebb vs. LSU (10/23/2010)  
70, Brad Lester vs. Ball State (9/17/2005) [no TD]  
70, Rudi Johnson vs. Wyoming (8/31/2000)  
70, James Bostic vs. Alabama (11/20/1993)  
70, Brent Fullwood vs. SW Louisiana (9/7/1985)  
70, Bobby Hoppe vs. Mississippi State (11/10/1956)
- 69, Collis Campbell at Florida State (10/13/1984)  
69, Bo Jackson vs. Alabama (12/3/1983)  
69, Sam DeJarnette vs. Richmond (10/4/1980)
- 68, Onterio McCalebb at Ole Miss (10/30/2010)  
68, Kenny Irons vs. Ball State (9/17/2005)  
68, Tommie Agee vs. Florida State (10/12/1985) [no TD]  
68, James Brooks at Georgia Tech (10/20/1979)  
68, James Brooks at Kansas State (9/16/1978)  
68, Dwight Hurston vs. Georgia Tech (10/19/1968)  
68, Fob James vs. Kentucky (10/8/1955)  
68, Jackie Creel vs. Louisiana College (11/3/1951)
- 67, Malik Willis vs. Mississippi State (9/30/2017)  
67, Terrell Zachery vs. Alabama (11/27/2009)  
67, Mario Fannin vs. New Mexico State (9/22/2007)  
67, Bo Jackson at Georgia (11/16/1985)  
67, Lionel James vs. Wake Forest (9/11/1982)  
67, James Brooks vs. Georgia (11/17/1979)
- 66, Alex Smith vs. Cal State Fullerton (9/8/1990) [no TD]  
66, James Brooks vs. Mississippi State (11/10/1979)
- 65, Jeremy Johnson at LSU (9/19/2015)  
65, Carnell Williams vs. Vanderbilt (9/14/2002)  
65, Brent Fullwood vs. Cincinnati (11/10/1984)  
65, Bobby Freeman vs. Georgia (11/14/1953)
- 64, Reid McMilion vs. Southern Miss (9/25/1993) [no TD]  
64, Kamryn Pettway vs. Arkansas State (9/10/2016) [no TD]
- 63, Tony Richardson vs. Southern Miss (11/10/1990) [no TD]  
63, George Peoples vs. Alabama (11/28/1981)
- 62, Malik Willis vs. ULM (11/18/2017) [no TD]  
62, Nick Marshall at Tennessee (11/9/2013) [no TD]  
62, Onterio McCalebb vs. Ball State (9/26/2009) [no TD]

- 62, Markeith Cooker vs. Fresno State (9/7/1996)
- 62, Jim Reynolds vs. Maryland (10/25/1958)
- 62, Ed Dyas vs. UT-Chattanooga (10/4/1958)
- 61, Kam Martin vs. Georgia Southern (9/2/2017) [no TD]  
61, Mitzi Jackson vs. Memphis (9/13/1975)  
61, Fob James vs. UT-Chattanooga (9/24/1955)
- 60, Kerryon Johnson vs. Georgia Southern (9/2/2017)  
60, Kamryn Pettway vs. Vanderbilt (11/5/2016) [no TD]  
60, Onterio McCalebb vs. Virginia [Chick-fil-A] (12/31/2011)  
60, Ben Tate at Arkansas (10/10/2009)  
60, Terrell Zachery at Arkansas (10/10/2009) [no TD]  
60, Joe Cribbs vs. Georgia (11/18/1978)  
60, Charlie Trotman vs. Georgia (11/18/1978)

## Pass

- 94, Cam Newton-Emory Blake vs. ULM (10/2/2010)
- 93, Chris Todd-Terrell Zachery vs. Louisiana Tech (9/5/2009)
- 88, Nick Marshall-Sammie Coates at Arkansas (11/2/2013)
- 87, Jason Campbell-Silas Daniels vs. Louisiana Tech (10/9/2004)
- 85, Reggie Slack-James Joseph vs. Kansas (9/17/1988)  
85, Pat Sullivan-Alvin Bresler vs. Georgia Tech (10/17/1970)
- 84, Ben Leard-Ronney Daniels at LSU (9/18/1999)
- 83, Reggie Slack-Alexander Wright at Tennessee (9/30/1989)  
82, Chris Todd-Mario Fannin, West Virginia (9/19/2009)
- 81, Dudley Spence-Lee Hayley vs. Wofford (10/11/1952)
- 80, Cam Newton-Terrell Zachery vs. Chattanooga 911/6/2010)  
80, Pat Sullivan-Terry Beasley at Florida (10/31/1970)
- 78, Cam Newton-Terrell Zachery vs. Clemson (9/18/2010)  
78, Ben Leard-Ronney Daniels at Georgia (11/13/1999)  
78, Jeff Klein-Ronney Daniels vs. Central Florida (11/6/1999)  
78, Stan White-Joe Frazier at Tennessee (9/28/1991)  
78, Reggie Slack-Alexander Wright vs. Pacific (9/9/1989)  
78, Bobby Hunt-Lamar Rawson at Miami (10/23/1959)
- 77, Jeremy Johnson-Jason Smith vs. Alabama (11/28/2015)  
77, Dameyune Craig-Karsten Bailey at Virginia. (9/4/1997)
- 76, Jarrett Stidham-Anthony Schwartz vs. Tennessee (10/13/2018)  
76, Nick Marshall-Quan Bray vs. Mississippi State (9/14/2013)  
76, Dameyune Craig-Karsten Bailey at Georgia. (11/15/1997)
- 75, Jarrett Stidham-Ryan Davis vs. Ole Miss (10/7/2017)  
75, Daniel Cobb-Marcel Willis vs. Syracuse (9/28/2002)  
75, Reggie Slack-Alexander Wright vs. Tenn. (9/24/1988)
- 74, Jarrett Stidham-Darius Slayton vs. Purdue (12/28/2018)  
74, Charlie Trotman-Byron Franklin vs. Ala. (11/26/1977)
- 73, Nick Marshall-Ricardo Louis vs. Georgia (11/16/2013)  
73, Reggie Slack-Alexander Wright vs. Pacific (9/9/1989)  
73, Pat Sullivan-Terry Beasley at Kentucky (10/3/1970)
- 72, Chris Todd-Darvin Adams vs. Alabama (11/27/2009)  
72, Jason Campbell-Tim Carter at LSU (12/1/2001)  
72, Clyde Baumgartner-Jeff Gilligan at Kentucky. (10/11/1975)  
72, Pat Sullivan-Terry Beasley vs. Tennessee (9/26/1970)
- 71, Lloyd Nix-Red Phillips at Houston (10/26/1957)  
71, William Tucker-Robert Briggs at Vanderbilt (10/29/1949)
- 70, Cam Newton-Terrell Zachery at Alabama (11/26/2010)  
70, Dameyune Craig-Karsten Bailey at Arkansas (10/25/1997)  
70, Pat Sullivan-Terry Beasley at Georgia (11/13/1971)  
70, Pat Sullivan-Mark Currier at Tennessee (9/27/1969)  
70, Loran Carter-Mark Currier vs. Alabama (11/30/1968)  
70, Loran Carter-Freddie Hyatt vs. Kentucky (10/7/1967)  
70, Howell Tubbs-Red Phillips vs. Georgia (11/17/1956)
- 69, Dameyune Craig-Hicks Poor vs. Tenn. (12/6/1997) [SEC]  
69, Alex Bowden-Freddie Hyatt vs. Florida (10/30/1965)
- 68, Nick Marshall-Sammie Coates vs. Arkansas State (9/7/2013)  
68, Jason Campbell-Ben Obomanu vs. Ole Miss (11/8/2003)  
68, Patrick Nix-Frank Sanders vs. East Caro. (11/5/1994)  
68, Loran Carter-Tim Christian vs. Miami (10/26/1968)  
68, William Tucker-George Davis at Georgia Tech (10/15/1949)  
68, Nick Marshall-Sammie Coates at Alabama (11/29/2014)

# Long Plays

## Interception Return

- 100, Walter McFadden vs. Northwestern [Outback] (1/1/2010)
- 98, John Liptak vs. Georgia (11/15/1947)
- 96, Calvin Jackson vs. Florida (10/16/1993)
- 93, Walter McFadden vs. Tennessee Tech (11/3/2007)
- 88, David Langner vs. UT-Chattanooga (9/18/1971)
- 81, Lloyd Cheatham at Boston College (11/4/1939)
- 79, Tommy Lorino vs. Alabama (11/30/1957)
- 77, Jayson Bray vs. Tennessee (12/6/1997) [SEC]
- 78, Robenson Therezie vs. Ole Miss (10/5/2013)
- 76, Carl Christian at Florida (11/30/1946)
- 75, Fob James vs. Mississippi State (11/5/1955)  
75, Joe Bob Mitchell vs. Oglethorpe (9/29/1934)
- 73, Chris Shelling at Georgia (11/13/1993)
- 68, George Atkins at Clemson (11/21/1953)
- 66, Jackie Burkett vs. Alabama (11/30/1957)
- 65, Larry Casher vs. Florida (10/16/1999)  
65, Takeo Spikes vs. Louisiana Tech (10/11/1997)
- 64, Travaris Robinson vs. LSU (10/26/2002)
- 60, Karlos Dansby vs. LSU (10/26/2002)  
60, Trent Fisher vs. Alabama A&M (11/17/2012)
- 59, Neiko Thorpe vs. Arkansas (10/11/2008)  
59, Bryant Harvard vs. Miami (10/22/1960)

## Kickoff Returns

- 110, Lewis Hardage at Georgia Tech (11/7/1908)
- 100, Tre Mason vs. Washington State (8/31/2013)  
100, Tim Carter vs. LSU (9/16/2000)  
100, Sam Dejarnette vs. Mississippi State (10/25/1980)  
100, Jimmy Burson vs. UT-Chattanooga (10/8/1960)  
100, Bobby Duke at Mississippi State (10/10/1953)  
100, Onterio McCalebb at Mississippi State (9/8/2012)
- 99, Onterio McCalebb vs. Arkansas (10/16/2010) [No TD]  
99, Demond Washington at Georgia (11/14/2009)
- 97, Tre Mason vs. Utah State (9/3/2011)  
97, Tristan Davis vs. Arkansas (10/11/2008)
- 96, Noah Igboghene vs. Arkansas (9/22/2018)  
96, Brent Fullwood vs. Southern Miss (9/22/1984)  
96, Mike Fuller at Georgia (11/17/1973)  
96, Spec Kelly vs. Mississippi State (10/14/1938)
- 95, Demond Washington at Ole Miss (10/30/2010)  
95, Tristan Davis vs. UT-Martin (11/8/2008)
- 94, James Brooks vs. Duke (9/20/1980)
- 93, Brad Lester vs. Ball State (9/17/2005)
- 92, Rick Neel at Florida State (10/25/1975)
- 90, Corey Grant at Tennessee (11/9/2013)  
90, Billy Ball at Clemson (11/22/1947)
- 89, Larry Ellis at Florida (10/29/1966)
- 88, James Pettus vs. Kentucky (10/10/1959)
- 87, Ray Pelfrey vs. Louisiana Tech (10/2/1948)

## Punt Returns

- 95, Bobby Freeman vs. Georgia (11/14/1953)
- 89, James Owens at Florida (10/31/1970)
- 85, Chris Davis at Tennessee (11/9/2013)
- 83, Thomas Bailey vs. Ole Miss (9/14/1991)
- 81, Trey Gainous at Tennessee (9/24/1983)
- 79, Robert Baker vs. South Carolina (10/5/1996)
- 76, Quan Bray vs. Louisiana Tech (9/27/2014)
- 73, George Rose vs. UT-Chattanooga (10/12/1963)
- 72, Shane Wasden vs. Vanderbilt (10/13/1990)
- 70, Chris Davis vs. Florida Atlantic (10/26/2013)  
70, Larry Willingham vs. Wake Forest (9/20/1969)
- 69, Freddie Weygand vs. Kansas (9/12/1987)
- 66, Robert Dunn vs. Louisiana-Monroe (8/30/2008)
- 63, Mike Fuller vs. UT-Chattanooga (9/21/1974)
- 61, Jimmy Carter vs. Clemson (10/14/1967)
- 57, Robert Dunn vs. Kansas State (9/1/2007)
- 56, Marcus Davis vs. Memphis (12/30/2015)
- 55, Mike Fuller vs. UT-Chattanooga (9/21/1974)  
55, Quan Bray vs. San Jose State (9/6/2014)

## Punts

- 87, Rufus Deal vs. Georgia Tech (10/28/1939)
- 77, Lewis Colbert vs. Southwestern Louisiana (9/7/1985)
- 71, Kody Bliss vs. Tulane (10/21/2006)  
71, Damon Duval vs. Northern Illinois (9/23/2000)  
71, Terry Daniel vs. Florida (10/16/1993)
- 70, Aidan Marshall at Texas A&M (11/4/2017)  
70, Damon Duval at Ole Miss (9/9/2000)  
70, Lewis Colbert vs. Mississippi State (10/26/1985)  
70, Roger Pruett vs. UT-Chattanooga (9/22/1973)
- 69, Kody Bliss at South Carolina (9/28/2006)  
69, Damon Duval at Southern Cal (9/2/2002)
- 68, Terry Daniel vs. Southwestern Louisiana (10/24/1992)  
68, Kevin Phillips vs. Clemson (9/3/2016)
- 67, Damon Duval vs. North Carolina (12/31/2001)  
67, Damon Duval vs. Mississippi State (10/9/1999)  
67, Terry Daniel vs. Mississippi State (10/9/1993)  
67, David Beverly vs. Alabama (11/28/1970)
- 66, Lewis Colbert vs. Alabama (11/30/1985)
- 65, Damon Duval at Mississippi State (10/7/2000)  
65, Skip Johnston at Florida (11/4/1978)  
65, Skip Johnston at Georgia Tech (10/15/1977)

## Field Goal

- 57, Philip Yost vs. Western Kentucky (9/27/2003)  
57, Neil O'Donoghue vs. Tennessee (9/25/1976)
- 56, Daniel Carlson vs. Louisville [Atlanta] (9/5/2015)  
56, John Riley at Tennessee (9/27/1969)
- 55, John Vaughn at Mississippi State (9/9/2006)  
55, Win Lyle vs. Tennessee (9/26/1987)
- 54, Daniel Carlson vs. Georgia (11/11/2017)  
54, Daniel Carlson at Missouri (9/23/2017)  
54, Neil O'Donoghue vs. Mississippi State (11/8/1975)  
54, John Riley vs. Kentucky (10/4/1969)
- 53, Anders Carlson vs. Liberty (11/17/2018)  
53, Anders Carlson vs. Washington (9/1/2018)  
53, Daniel Carlson vs. Vanderbilt (10/5/2016)  
53, Daniel Carlson vs. Clemson (9/3/2016)  
53, Robert McGinty vs. Cincinnati (11/10/1984)  
53, Neil O'Donoghue vs. Virginia Tech (10/4/1975)
- 52, Daniel Carlson at Missouri (9/23/2017)  
52, Daniel Carlson at Alabama (11/26/2016)  
52, Daniel Carlson vs. Ole Miss (10/31/2015)  
52, Daniel Carlson at Kentucky (10/15/2015)  
52, Cody Parkey vs. Missouri (12/7/2013)  
52, Wes Byrum, Southern Miss (9/6/2008)  
52, John Vaughn vs. Washington State (9/2/2006)  
52, Jaret Holmes vs. Clemson (1/2/1998) [Peach Bowl]  
52, Win Lyle at Tennessee (9/26/1987)  
52, Al Del Greco at Nebraska (10/3/1981)  
52, Al Del Greco vs. Alabama (11/29/1980)  
52, Jorge Portela vs. Florida (11/3/1979)  
52, Neil O'Donoghue vs. Mississippi State (11/6/1976)  
52, Gardner Jett vs. Colorado (12/30/1972) [Gator Bowl]  
52, John Riley vs. Florida (11/1/1969)
- 51, Daniel Carlson vs. LSU (9/24/2016)  
51, Daniel Carlson vs. Mississippi State (9/26/2015)  
51, Damon Duval vs. Ball State (9/1/2001)  
51, Jorge Portela vs. Florida (10/29/1977)  
51, John Riley vs. Clemson (10/14/1967)  
51, Daniel Carlson vs. Wisconsin (1/1/2015)
- 50, Daniel Carlson vs. Georgia Southern (9/2/2017)  
50, Jaret Holmes vs. UAB (8/31/1996)  
50, Neil O'Donoghue vs. Georgia Tech (10/16/1976)

## Field Goal Returns

- 109, Chris Davis vs. Alabama (11/30/2013)\*

\*Return was officially 100 yards, but recorded as 109 yards.



# Longest Drives (since 1970)

## All Drives

\* Non-scoring drives

### By Plays

Plays	Yards	Time	Opponents
20	81	9:54	at West Virginia (10/23/2008)
19	86	7:22	at Kentucky (10/9/2010)
*19	67	9:00	Florida (11/4/1989)
19	90	10:06	Ole Miss (10/5/1985)
*17	70	7:52	Georgia Tech (10/21/1972)
*17	52	5:20	Mississippi State (10/26/1991)
17	85	8:38	at South Carolina (9/28/2006)
17	82	8:31	Western Kentucky (9/27/2003)
17	80	7:43	Mississippi State (10/28/1989)
17	80	8:25	at Tennessee (9/26/1987)
17	91	3:37	at Georgia Tech (10/17/1987)
17	80	6:43	vs. Southern Cal (1/1/1987)
17	80	6:10	Southern Miss (9/22/1984)
17	87	5:53	at Ole Miss (10/6/1984)
17	80	6:34	Miami (10/7/1978)
*17	86	10:55	ULM (10/1/2016)

### By Yards

Yards	Plays	Time	Opponents
99	7	3:20	Mississippi State (9/30/2017)
99	8	3:16	at Ole Miss (10/30/2004)
99	10	3:55	at Mississippi St. (10/11/2014)
99	11	4:16	Louisiana Tech (10/9/2004)
99	14	2:46	Georgia (11/15/1986)
98	12	4:37	at Ole Miss (10/30/2010)
98	3	:48	Louisiana Tech (9/5/2009)
98	10	5:51	at Virginia (9/4/1997)
98	9	3:14	vs. Alabama (11/27/1987)
98	7	2:49	Arkansas (8/30/2014)
98	6	1:58	Kentucky (10/2/1971)
97	2	:42	ULM (10/2/2010)
97	12	4:44	Florida (10/30/1971)
96	12	6:17	at Texas A&M (10/19/2013)
96	11	3:46	at Ole Miss (11/1/2014)
96	14	5:41	The Citadel (9/25/2004)
96	5	1:59	Tennessee (9/27/1986)
96	2	0:55	Georgia (11/13/1982)
*96	8	4:05	at Clemson (10/12/1970)
96	7	3:26	New Mexico St (11/3/2012)
96	16	6:03	at Arkansas (10/24/2015)
96	4	0:34	ULM (11/18/2017)
96	13	8:17	at Texas A&M (11/4/2017)

### By Time of Possession

Time	Plays	Yards	Opponents
*10:55	17	86	ULM (10/1/2016)
10:06	19	90	Ole Miss (10/5/1985)
9:54	20	81	at West Virginia (10/23/2008)
*9:37	14	67	at Tennessee (11/9/2013)
*9:00	19	67	Florida (11/4/1989)
8:45	15	80	Florida (10/29/1983)
8:38	17	85	at South Carolina (9/28/2006)
8:34	15	82	Kentucky (9/29/1994)
8:33	16	80	vs. Ohio State (1/1/1990)
*8:31	16	61	LSU (9/16/2006)
8:31	17	82	Western Kentucky (9/27/2003)
8:25	17	80	at Tennessee (9/26/1987)
8:19	16	85	UT-Martin (11/8/2008)
8:17	13	96	at Texas A&M (11/4/2017)
*8:15	15	58	Ole Miss (9/8/2001)
8:12	16	86	Kentucky (10/12/1974)
*8:03	14	53	Florida Atlantic (10/26/2013)
*8:00	16	59	Georgia (11/13/1982)

## Longest Scoring Drives

### By Plays

Plays	Yards	Time	Opponents
20	81	9:54	at West Virginia (10/23/2008)
19	86	7:22	at Kentucky (10/9/2010)
19	90	10:06	Ole Miss (10/5/1985)
17	85	8:38	at South Carolina (9/28/2006)
17	82	8:31	Western Kentucky (9/27/2003)
17	80	7:43	Mississippi State (10/28/1989)
17	80	8:25	at Tennessee (9/26/1987)
17	91	3:37	at Georgia Tech (10/17/1987)
17	80	6:43	vs. Southern Cal (1/1/1987)
17	80	6:10	Southern Miss (9/22/1984)
17	87	5:53	at Ole Miss (10/6/1984)
17	80	6:34	Miami (10/7/1978)
16		15 times; most recent 11/17/2018 vs. Liberty	

### By Yards

Yards	Plays	Time	Opponents
99	8	3:16	at Ole Miss (10/30/2004)
99	11	4:16	Louisiana Tech (10/9/2004)
99	14	2:46	Georgia (11/15/1986)
99	10	3:55	at Mississippi St. (10/11/2014)
99	7	3:20	Mississippi State (9/30/2017)
98	12	4:37	at Ole Miss (10/30/2010)
98	3	:48	Louisiana Tech (9/5/2009)
98	10	5:51	at Virginia (9/4/1997)
98	9	3:14	vs. Alabama (11/27/1987)
98	7	2:49	Arkansas (8/30/2014)
98	6	1:58	Kentucky (10/2/1971)
97	2	:42	ULM (10/2/2010)
97	12	4:44	Florida (10/30/1971)
96	12	6:17	at Texas A&M (10/19/2013)
96	7	3:26	New Mexico St. (11/3/2012)
96	14	5:41	The Citadel (9/25/2004)
96	5	1:59	Tennessee (9/27/1986)
96	2	:55	Georgia (11/13/1982)
96	11	3:46	at Ole Miss (11/1/2014)
96	16	6:03	at Arkansas (10/24/2015)
96	4	0:34	ULM (11/18/2017)
96	13	8:17	at Texas A&M (11/4/2017)

### By Time of Possession

Time	Plays	Yards	Opponents
10:06	19	90	Ole Miss (10/5/1985)
9:54	20	81	at West Virginia (10/23/2008)
8:45	15	80	Florida (10/29/1983)
8:38	17	85	at South Carolina (9/28/2006)
8:34	15	82	Kentucky (9/29/1994)
8:33	16	80	vs. Ohio State (1/1/1990)
8:31	17	82	Western Kentucky (9/27/2003)
8:25	17	80	at Tennessee (9/26/1987)
8:19	16	85	UT-Martin (11/8/2008)
8:12	16	86	Kentucky (10/12/1974)
7:58	15	80	Florida State (10/12/1985)
7:57	16	80	Mississippi State (11/10/1979)
7:49	14	86	Ole Miss (9/13/1997)

## Longest Non-Scoring Drives

### By Plays

Plays	Yards	Time	Opponent
19	67	9:00	Florida (11/4/1989)
17	70	7:52	Georgia Tech (10/21/1972)
17	52	5:20	Mississippi State (10/26/1991)
17	86	10:55	ULM (10/1/2016)
16	68	7:09	vs. Oregon (1/10/2011)
16	73	4:50	South Carolina (9/25/2010)
16	84	7:40	Georgia Tech (10/20/1984)
16	82	7:26	Ole Miss (10/29/2005)
16	76	6:14	at Tennessee (12/4/2004)
16	73	7:35	vs. Ole Miss (11/6/1976)
16	71	5:42	UT-Chattanooga (9/21/1974)
16	65	7:58	Louisiana Tech (10/11/1997)
16	61	8:31	LSU (9/16/2006)
16	59	8:00	Georgia (11/13/1982)
16	55	7:09	vs. Alabama (11/27/1987)

### By Yards

Yards	Plays	Time	Opponent
96	8	4:05	at Clemson (10/12/1970)
94	10	4:02	Ole Miss (10/29/2005)
88	14	4:40	vs. Penn State (1/1/1996)
87	14	4:48	at TCU (9/13/1980)
86	17	10:55	ULM (10/1/2016)
84	16	7:40	Georgia Tech (10/20/1984)
83	12	4:48	Baylor (9/18/1976)
82	16	7:26	Ole Miss (10/29/2005)
82	13	6:05	at Georgia (11/11/1995)
82	9	5:03	Florida (10/13/2001)
82	8	3:13	Kansas (9/12/1987)
82	7	2:46	at Georgia (11/12/2005)

### By Time of Possession

Time	Plays	Yards	Opponent
10:55	17	86	ULM (10/1/2016)
9:37	14	67	at Tennessee (11/9/2013)
9:00	19	67	Florida (11/4/1989)
8:31	16	61	LSU (9/16/2006)
8:15	15	58	Ole Miss (9/8/2001)
8:03	14	53	Florida Atlantic (10/26/2013)
8:00	16	59	Georgia (11/13/1982)
7:58	16	65	Louisiana Tech (10/11/1997)
7:58	14	62	at LSU (10/25/2003)
7:57	13	49	vs. Purdue (12/28/2018)
7:52	17	70	Georgia Tech (10/21/1972)
7:41	10	56	Western Carolina (10/12/2013)
7:41	15	34	Arkansas (11/2/1996)
7:40	16	84	Georgia Tech (10/20/1984)
7:37	14	64	at Ole Miss (10/6/1984)
7:31	15	79	San Jose' State (10/3/2015)

### GAMES MISSING:

1979 vs. Tennessee  
 1980 vs. Georgia; vs. Florida  
 1982 vs. Mississippi State; vs. Florida  
 1984 vs. Florida  
 1986 vs. Texas A&M  
 1987 vs. Mississippi State  
 1988 vs. Syracuse (Sugar Bowl)

# Specialty Touchdowns/Safeties

## Auburn's Defensive Touchdowns

11/8/1969	Larry Willingham	Mississippi St.	24 yd INT	11:39, 2nd
9/26/1970	Larry Willingham	Tennessee	52 yd INT	2:58, 2nd
9/18/1971	David Langner	Chattanooga	88 yd INT	13:36, 3rd
10/23/1971	Mike Flynn	Clemson	17 yd fumble	5:42, 2nd
10/20/1973	Chris Vacarella	at Georgia Tech	0 yd fumble	14:49, 4th
9/21/1974	David Williams	Tennessee-Chatt.	27 yd INT	6:28, 2nd
9/23/1978	Charles Wood	at Virginia Tech	0 yd fumble	12:14, 4th
11/4/1978	Frank Warren	at Florida	0 yd fumble	4:14, 1st
9/22/1979	Jerry Beasley	Southern Miss.	38 yd INT	10:42, 1st
10/8/1983	David King	at Kentucky	40 yd INT	13:50, 2nd
11/5/1983	Donnie Humphrey	Maryland	0 yd fumble	0:09, 4th
10/13/1984	Ed Graham	at Florida State	60 yd fumble	14:43, 3rd
12/27/1984	Kevin Porter	Arkansas	35 yd INT	1:17, 1st
10/12/1985	Kevin Porter	Florida State	33 yd INT	4:26, 4th
10/12/1985	Ron Stallworth	Florida State	22 yd INT	4:04, 4th
11/9/1985	Tom Powell	East Carolina	52 yd INT	1:25, 3rd
10/4/1986	Nate Hill	Western Carolina	0 yd fumble	2:57, 2nd
10/4/1986	Malcolm McCary	Western Carolina	25 yd INT	12:27, 4th
10/11/1986	Kurt Crain	at Vanderbilt	0 yd fumble	13:54, 1st
11/8/1986	Kevin Porter	Cincinnati	42 yd INT	8:50, 4th
10/17/1987	Kurt Crain	at Georgia Tech	0 yd fumble	3:19, 2nd
10/17/1987	Aundray Bruce	at Georgia Tech	45 yd INT	0:00, 4th
10/24/1987	Kurt Crain	Mississippi St.	33 yd INT	14:15, 3rd
9/15/1990	Dennis Wallace	at Ole Miss	36 yd INT	0:24, 4th
9/21/1991	Corey Barlow	at Texas	INT	3:07, 1st
9/28/1991	Fred Smith	at Tennessee	21 yd INT	14:19, 4th
9/12/1992	Randy Hart	Samford	21 yd INT	10:09, 2nd
10/2/1993	Brian Robinson	at Vanderbilt	45 yd INT	1:21, 1st
10/16/1993	Calvin Jackson	Florida	96 yd INT	0:55, 1st
10/30/1993	Brian Robinson	at Arkansas	35 yd INT	14:00, 3rd
11/13/1993	Chris Shelling	at Georgia	73 yd INT	7:05, 3rd
9/17/1994	Chris Shelling	LSU	0 yd fumble	7:34, 2nd
9/17/1994	Ken Alvis	LSU	42 yd INT	12:14, 4th
9/17/1994	Fred Smith	LSU	32 yd INT	11:08, 4th
9/17/1994	Brian Robinson	LSU	41 yd INT	1:55, 4th
9/29/1994	Ken Alvis	Kentucky	37 yd INT	4:19, 2nd
9/29/1994	Mike Pelton	Kentucky	0 yd fumble	8:40, 3rd
10/14/1995	Anthony Harris	Florida	20 yd fumble	0:25, 1st
9/14/1996	Jayson Bray	at Ole Miss	34 yd INT	5:22, 2nd
10/12/1996	Dan Evans	at Mississippi St.	36 yd INT	11:06, 2nd
11/23/1996	Brad Ware	Alabama	34 yd INT	2:16, 2nd
9/4/1997	Ryan Taylor	at Virginia	25 yd INT	14:46, 3rd
10/11/1997	Takeo Spikes	Louisiana Tech	65 yd INT	4:19, 1st
10/25/1997	Marcus Washington	at Arkansas	13 yd fumble	0:41, 1st
10/10/1998	Leonardo Carson	at Mississippi St.	21 yd INT	0:43, 3rd
11/6/1999	Alex Lincoln	Central Florida	20 yd INT	2:04, 4th
9/14/2002	Karlos Dansby	Vanderbilt	7 yd fumble	5:58, 1st
9/14/2002	Spencer Johnson	Vanderbilt	27 yd fumble	12:32, 4th
11/1/2003	Kevin Hobbs	Louisiana-Monroe	20 yd INT	13:29, 2nd
10/9/2004	Carlos Rogers	Louisiana Tech	53 yd INT	3:23, 2nd
10/23/2004	Kevis Burnham	Kentucky	15 yd fumble	5:01, 4th
9/10/2005	Will Herring	Mississippi State	7 yd fumble	7:54, 3rd
11/12/2005	Karibi Dede	at Georgia	15 yd fumble	9:28, 4th
10/14/2006	Patrick Lee	Florida	20 yd fumble	0:00, 4th

9/1/2007	Antonio Coleman	Kansas State	34 yd fumble	1:11, 4th
9/22/2007	Pat Sims	New Mexico State	21 yd fumble	7:33, 1st
11/3/2007	Walter McFadden	Tennessee Tech	93 yd INT	10:21, 4th
8/30/2008	Michael Goggans	Louisiana-Monroe	9 yd fumble	12:08, 1st
9/20/2008	Gabe McKenzie	LSU	24 yd INT	1:31, 2nd
9/27/2008	Jake Ricks	Tennessee	0 yd fumble	7:06, 2nd
9/12/2009	Antonio Coleman	Mississippi State	20 yd INT	2:21, 1st
9/19/2009	Craig Steven	West Virginia	15 yd INT	3:41, 4th
1/1/2010	Walter McFadden	vs. Northwestern	100 yd INT	4:37, 1st
12/4/2010	T'Sharvan Bell	South Carolina	10 yd INT	7:23, 3rd
10/16/2010	Zac Etheridge	Arkansas	47 yd fumble	9:44, 4th
9/10/2011	Demetruce McNeal	Mississippi State	43 yd INT	11:39, 1st
9/24/2011	Jermaine Whitehead	Florida Atlantic	25 yd INT	13:34, 3rd
11/26/2011	Kenneth Carter	Alabama	0 yd fumble	:04, 1st
11/3/2012	Daren Bates	New Mexico State	62 yd fumble	2:58, 3rd
11/17/2012	Trent Fisher	Alabama A&M	60 yd INT	2:38, 4th
10/5/2013	Robenson Therezie	Ole Miss	78 yd INT	1:39, 1st
8/30/2014	Jermaine Whitehead	Arkansas	33 yd INT	2:39, 3rd
9/5/2015	Justin Garrett	vs. Louisville	82 yd fumble	6:54, 2nd
11/21/2015	Johnathan Ford	Idaho	48 yd INT	6:47, 2nd
10/8/2016	Montravius Adams	at Mississippi State	13 yd fumble	1:45, 2nd
9/30/2017	Javaris Davis	Mississippi State	37 yd INT	10:42, 4th
11/18/2017	Nick Ruffin	ULM	45 yd INT	7:09, 4th
9/8/2018	Daniel Thomas	Alabama State	29 yd INT	1:00, 1st
11/17/2018	Darrell Williams	Liberty	26 yd INT	7:29, 1st
12/28/2018	Big Kat Bryant	vs. Purdue	20 yd INT	12:29, 2nd

## Auburn's Blocked Kick Touchdowns

10/7/1961	John McGeever	Kentucky	82 yd FG	
11/8/1969	Don Webb	Mississippi State	30 yd punt	8:08, 2nd
12/2/1972	David Langner	vs. Alabama	25 yd punt	5:30, 4th
12/2/1972	David Langner	vs. Alabama	20 yd punt	1:34, 4th
9/22/1973	Roger Mitchell	UT-Chattanooga	4 yd punt	9:48, 1st
10/19/1974	Pat Jones	Georgia Tech	42 yd punt	4:11, 1st
9/20/1975	Kim Sellers	at Baylor	56 yd punt	2:32, 1st
10/17/1981	Christopher Martin	at Georgia Tech	77 yd FG	10:46, 4th
10/13/1990	Larry Young	Vanderbilt	punt	7:27, 2nd
9/9/1995	Larry Melton	UT-Chattanooga	6 yd punt	2:15, 3rd
9/25/1999	Rashaud Walker	Ole Miss	0 yd punt	:09, 2nd
9/30/2000	Casinious Moore	Vanderbilt	0 yd punt	9:55, 2nd
11/1/2003	Justin Fetsko	ULM	0 yd punt	9:22, 2nd
10/14/2006	Tre Smith	Florida	15 yd punt	10:51, 3rd
10/17/2009	Neiko Thorpe	Kentucky	69 yd FG	7:25, 1st
11/4/2017	Malik Miller	at Texas A&M	0 yd punt	0:20, 2nd
9/8/2018	Devan Barrett	Alabama State	10 yd punt	7:42, 1st

# Specialty Touchdowns/Safeties/Overtime

## Auburn's Kick/Punt Return Touchdowns

11/7/1908	Lewis Hardage	at Georgia Tech	110 yd KOR	
10/10/1953	Bobby Duke	at Mississippi State	100 yd KOR	
10/10/1959	James Pettus	Kentucky	88 yd KOR	
10/8/1960	Jimmy Burson	UT-Chattanooga	100 yd KOR	
9/20/1969	Larry Willingham	Wake Forest	70 yd PR	9:47, 2nd
10/3/1970	Wallace Clark	at Kentucky	84 yd KOR	9:53, 3rd
9/21/1974	Mike Fuller	UT-Chattanooga	55 yd PR	:00, 1st
	Mike Fuller	UT-Chattanooga	63 yd PR	13:22, 3rd
11/9/1974	Mike Fuller	Mississippi State	52 yd PR	0:21, 2nd
10/25/1975	Rick Neel	at Florida State	92 yd KOR	10:28, 3rd
9/20/1980	James Brooks	Duke	94 yd KOR	5:24, 3rd
10/25/1980	Sam Dejarnette	Mississippi State	100 yd KOR	14:46, 3rd
9/24/1983	Trey Gainous	at Tennessee	81 yd PR	13:17, 4th
11/17/1983	Mike Fuller	at Georgia	96 yd KOR	4:41, 2nd
9/22/1984	Brent Fullwood	Southern Miss	96 yd KOR	4:48, 3rd
9/22/1984	Trey Gainous	Southern Miss	46 yd PR	2:59, 4th
9/12/1987	Freddie Weygand	Kansas	69 yd PR	:55, 1st
10/13/1990	Shayne Wasden	Vanderbilt	72 yd PR	8:56, 2nd
9/14/1991	Thomas Bailey	Ole Miss	83 yd PR	:25, 2nd
10/5/1996	Robert Baker	South Carolina	79 yd PR	5:00, 2nd
9/16/2000	Tim Carter	LSU	100 yd KOR	6:23, 3rd
9/17/2005	Brad Lester	Ball State	93 yd KOR	8:40, 3rd
8/30/2008	Robert Dunn	ULM	66 yd PR	:04, 1st
10/11/2008	Tristan Davis	Arkansas	97 yd KOR	6:33, 1st
11/8/2008	Tristan Davis	UT-Martin	95 yd KOR	14:46, 1st
11/14/2009	Demond Washington	at Georgia	99 yd KOR	14:11, 4th
10/30/2010	Demond Washington	at Ole Miss	95 yd KOR	2:26, 2nd
9/3/2011	Tre Mason	Utah State	97 yd KOR	7:46, 2nd
11/26/2011	Onterio McCalebb	Alabama	83 yd KOR	14:49, 3rd
9/8/2012	Onterio McCalebb	at Mississippi State	100 yd KOR	14:46, 3rd
8/31/2013	Tre Mason	Washington State	100 yd KOR	7:46, 2nd
11/9/2013	Chris Davis	at Tennessee	85 yd PR	9:51, 2nd
11/9/2013	Corey Grant	at Tennessee	90 yd KOR	14:45, 3rd
11/30/2013	Chris Davis	Alabama	109 miss FG	0:00, 4th
9/6/2014	Quan Bray	San Jose' State	55 yd PR	10:02, 2nd
9/27/2014	Quan Bray	Louisiana Tech	76 yd PR	13:21, 4th
9/22/2018	Noah Igbinoehene	Arkansas	96 yd KOR	9:05, 3rd

## Auburn's Safeties

12/30/1974	Team	Texas	6:38, 2nd
11/8/1975	Team	Mississippi St.	7:53, 1st
9/11/1976	Team	at Arizona	3:03, 3rd
10/6/1979	Team	North Carolina St.	5:59, 3rd
11/17/1979	Frank Warren	at Georgia	10:22, 1st
8/27/1984	Tom Powell	Miami	0:56, 2nd
9/29/1984	Team	Tennessee	11:50, 2nd
11/10/1984	Team	Cincinnati	10:55, 2nd
1/1/1987	Tracy Rocker	Southern Cal.	8:35, 4th
10/22/1988	Team	Mississippi St.	8:37, 2nd
11/25/1988	Ron Stallworth	Alabama	3:18, 1st
9/15/1990	Bennie Pierce	at Ole Miss	10:05, 1st
11/20/1993	Jason Miska	Alabama	6:52, 2nd
9/3/1994	Dell McGee	at Ole Miss	1:12, 2nd
9/13/1997	Ryan Taylor	Ole Miss	9:39, 4th

10/4/1997	Team	at South Carolina	13:47, 4th
10/24/1998	Charles Dorsey	Louisiana Tech	7:43, 2nd
9/30/2000	Team	Vanderbilt	12:57, 4th
11/2/2002	Team	Ole Miss	9:44, 3rd
9/25/2004	Team	The Citadel	1:20, 1st
10/14/2006	Team	Florida	10:14, 2nd
10/11/2008	Team	Arkansas	
9/26/2009	Josh Bynes	Ball State	12:53, 2nd
1/20/2011	Mike Blanc	vs. Oregon	3:26, 2nd
12/31/2011	Team	vs. Virginia	1:57, 3rd
11/17/2012	Team	Alabama A&M	8:30, 4th
10/1/2016	Gary Walker	ULM	0:31, 4th
11/17/2018	Jordyn Peters	Liberty	6:45, 1st

## Auburn in Overtime

Auburn OT Record: 8-7

Home: 6-3 Road: 0-3 Neutral: 2-1

SEC: 1-5 Non-Conference: 7-2

11/16/96	GEORGIA (4OT)	L, 56-49
9/25/99	OLE MISS	L, 24-27
11/11/00	GEORGIA	W, 29-26
10/20/01	LOUISIANA TECH	W, 48-41
9/28/02	SYRACUSE (3OT)	W, 37-34
10/19/02	at Florida	L, 30-23
10/22/05	at LSU	L, 20-17
9/8/07	SOUTH FLORIDA	L, 26-23
12/31/07	vs. Clemson*	W, 23-20
1/1/10	vs. Northwestern^	W, 38-35
9/18/10	CLEMSON	W, 27-24
9/15/12	ULM	W, 31-28
1/1/15	vs. Wisconsin^	L, 34-31
9/12/15	JACKSONVILLE STATE	W, 27-20
10/24/15	at Arkansas (4OT)	L, 54-46

## Auburn OT Records

First OT Game in SEC History:	Auburn vs. Georgia, 1996
Most OT Periods:	4, vs. Georgia, 1996; at Arkansas, 2015
Most OT Points Scored:	22 at Arkansas, 2015
Most Rushing Yards:	52, Peyton Barber at Arkansas, 2015
Most Passing Yards:	45, Dameyune Craig vs. Georgia, 1996
Most Receiving Yards:	23, Karsten Bailey vs. Georgia, 1996

All games 1 OT unless noted

Home Games All Caps

\* Chick-fil-A Bowl

^ Outback Bowl

# Two-Point Conversions

Date	Opponent	Play	Successful?
11/30/1968	Alabama	Loran Carter run	No
9/20/1969	Wake Forest	Buddy McClinton run	No
11/1/1969	Florida	Unknown	No
11/1/1969	Florida	Pat Sullivan pass failed	No
11/1/1969	Florida	Pat Sullivan pass failed	No
9/19/1970	Southern Miss	Pat Sullivan pass failed	No
11/28/1970	Alabama	Pat Sullivan pass intercepted	No
9/18/1971	Chattanooga	Dave Beck run	No
10/30/1971	Florida	Tommy Lowry run	No
1/1/1972	Oklahoma	Dave Beck run	Yes
10/28/1972	Florida State	Dave Beck pass failed	No
9/15/1973	Oregon State	Randy Walls run	Yes
11/3/1973	Florida	Randy Walls pass to Thomas Gossom	Yes
9/28/1974	Tennessee	Phil Gargis pass to Dan Nugent	Yes
11/29/1974	Alabama	Phil Gargis pass failed	No
12/30/1974	Texas	Phil Gargis pass to Dan Nugent	Yes
10/11/1975	Kentucky	Phil Gargis pass to Ed Butler	Yes
10/9/1976	Memphis	Phil Gargis run	Yes
10/9/1976	Memphis	Phil Gargis pass failed	No
11/6/1976	Mississippi State	Pass failed	No
9/17/1977	Southern Miss	Dixon tackled on bad snap	No
10/8/1977	North Carolina St.	Pass failed	No
9/23/1978	Virginia Tech	Charlie Trotman pass failed	No
9/23/1978	Virginia Tech	Charlie Trotman pass failed	No
9/30/1978	Tennessee	Charlie Trotman pass failed	No
10/7/1978	Miami	Charlie Trotman pass to Mark Robbins	Yes
11/18/1978	Georgia	Charlie Trotman pass to Mark Robbins	Yes
9/15/1979	Kansas State	James Brooks run	Yes
9/15/1979	Kansas State	Charlie Trotman pass to Mark Robbins	Yes
10/6/1979	North Carolina St.	Joe Cribbs run	Yes
10/27/1979	Wake Forest	Joe Cribbs run	Yes
11/3/1979	Florida	Pass Interference	No
11/17/1979	Georgia	Charlie Trotman pass to Mark Robbins	Yes
11/17/1979	Georgia	Joe Cribbs run	No
12/1/1979	Alabama	Charlie Trotman run	No
12/1/1979	Alabama	Joe Cribbs pass intercepted	No
11/9/1980	Alabama	George Peoples run	Yes
11/15/1980	Georgia	Charles Thomas run	No
11/15/1980	Georgia	Joe Sullivan pass to Ed West	Yes
10/10/1981	LSU	Joe Sullivan pass failed	No
11/14/1981	Georgia	Willie Howell run	No
9/25/1982	Tennessee	Bo Jackson run	Yes
11/27/1982	Alabama	Randy Campbell run	No
12/18/1982	Boston College	Mike Mann pass	No
9/24/1983	Tennessee	Tommie Agee	Yes
9/24/1983	Tennessee	Randy Campbell pass failed	No
9/15/1984	Texas	Pat Washington run	Yes
9/15/1984	Texas	Run	No
9/29/1984	Tennessee	Pat Washington run	No
10/13/1984	Florida State	Pass	No
10/13/1984	Florida State	Run	No
12/1/1984	Alabama	Bo Jackson run	Yes
12/27/1984	Arkansas	Pat Washington run	Yes
9/14/1985	Southern Miss	Jeff Burger run	No
9/28/1985	Tennessee	Curtis Stewart run	Yes
9/28/1985	Tennessee	Bobby Walden pass failed	No
9/28/1985	Tennessee	Bobby Walden run	No
11/30/1985	Alabama	Pat Washington pass failed	No
1/1/1986	Texas A&M	Brent Fullwood run	No
11/15/1986	Georgia	Jeff Burger sacked	No
10/31/1987	Florida	Jeff Burger pass complete but short	No
9/30/1989	Tennessee	Stacy Danley run	Yes
10/21/1989	Florida State	Reggie Slack pass to Stacy Danley	Yes
9/15/1990	Ole Miss	James Joseph run	Yes
9/29/1990	Tennessee	Stan White pass failed	No
8/31/1991	Georgia Southern	Tony Amason pass to Victor Hall	Yes
8/31/1991	Georgia Southern	Stan White pass to Herbert Casey	Yes
10/5/1991	Southern Miss	Stan White pass failed	No
10/12/1991	Vanderbilt	Otis Mounds run	Yes
10/26/1991	Mississippi State	Joe Frazier run	Yes
9/19/1992	LSU	Stan White pass to Orlando Parker	Yes
10/24/1992	Louisiana Lafayette	Stan White pass failed	No
10/31/1992	Arkansas	Stan White pass to Derrick Dorn	Yes
9/3/1994	Ole Miss	Patrick Nix pass complete but short	No
10/15/1994	Florida	pass incomplete	No
11/4/1994	East Carolina	Patrick Nix pass to Fred Beasley	Yes
9/2/1995	Ole Miss	Patrick Nix pass failed	No
9/2/1995	Ole Miss	Patrick Nix pass to Robert Baker	Yes
10/14/1995	Florida	Dameyune Craig rush	No
10/14/1995	Florida	Dameyune Craig rush	No
10/14/1995	Florida	Dameyune Craig rush	No
10/28/1995	Arkansas	Patrick Nix pass to Errick Lowe	Yes
10/28/1995	Arkansas	Patrick Nix pass	No
9/21/1996	LSU	Jon Cooley pass intercepted	No
11/9/1996	ULM	Dameyune Craig pass to Kevin McLeod	Yes
12/31/1996	Army	Dameyune Craig pass	No
12/31/1996	Army	Dameyune Craig pass	No
11/22/1997	Alabama	Dameyune Craig pass	No
1/2/1998	Clemson	Dameyune Craig pass	No
1/2/1998	Clemson	Dameyune Craig pass	No
9/4/1999	Appalachian State	Ben Leard pass to Markeith Cooper	Yes
10/19/2002	Florida	Jason Campbell rush	Yes
10/19/2002	Florida	Jason Campbell rush	Yes
11/2/2002	Ole Miss	Jason Campbell pass to Tre Smith	Yes
1/1/2003	Penn State	Jason Campbell pass	No
11/22/2003	Alabama	Jason Campbell rush	Yes
9/11/2004	Mississippi State	Sam Rives rush	Yes
10/16/2004	Arkansas	Jason Campbell pass to Ben Obomanu	Yes
11/11/2006	Georgia	Brandon Cox pass to Lee Guess	Yes
11/18/2006	Alabama	Carl Stewart pass to Lee Guess	Yes
10/10/2009	Arkansas	Chris Todd pass	No
8/31/2013	Washington State	Ryan White rush	Yes
9/14/2013	Mississippi State	Ryan White pass to Brandon Fulse	Yes
10/5/2013	Ole Miss	Ryan White pass failed	No
10/12/2013	Western Carolina	Ryan White run failed	No
11/16/2013	Georgia	Jonathan Wallace pass failed	No
11/29/2014	Alabama	Nick Marshall rush	Yes
10/24/2015	Arkansas	Sean White pass to Melvin Ray	Yes
9/16/2016	Texas A&M	John Franklin pass failed	No
11/25/2017	Alabama	Jarrett Stidham pass failed	No
9/1/2018	Washington	Malik Willis rush failed	No
9/1/2018	Washington	Chandler Cox pass failed	No



# Quarterback Starting Debuts

Year	Quarterback	Class	First Game	Result	Rushing	Passing	Career Record			Pct.
							W	L	T	
1969	Pat Sullivan	So.	*WAKE FOREST	W 57-0	4-52, 2td	9-7-0, 98, 2td	26	7	0	.788
1972	Randy Walls	So.	*Mississippi State	W 14-3	14-54, 0td	9-4-0, 38, 0td	9	3	0	.750
1972	Wade Whatley	So.	Colorado	W 24-3	13- 20, 1td	6-3-0, 42, 0td	4	2	0	.667
1973	Chris Vacarella	Fr.	HOUSTON	W 7-0	18-44, 1td	4-1-0, 10, 0td	2	1	0	.667
1974	Phil Gargis	So.	*Louisville	W 16-3	11-100, 2td	10-4-2, 42, 0td	18	15	1	.544
1977	John Crane	Sr.	*ARIZONA	W 21-10	7-0, 0td	12-4-0, 69, 0td	3	4	0	.429
1977	Charlie Trotman	So.	FLORIDA	W 29-14	8-4, 0td	14-9-0, 177, 1td	17	8	1	.673
1980	Joe Sullivan	So.	at TCU	W 10-7	9-17, 0td	7-5-0, 52, 1td	7	8	0	.467
1980	Charles Thomas	Jr.	TENNESSEE	L 0-42	14-5, 0td	9-6-0, 46, 0td	3	4	0	.429
1981	Ken Hobby	Fr.	FLORIDA	W 14-12	20-50, 0td	5-2-1, 30, 0td	1	1	0	.500
1982	Randy Campbell	Jr.	*WAKE FOREST	W 28-10	5-27, 0td	18-9-0, 95, 0td	20	4	0	.833
1984	Mike Mann	Sr.	*Miami	L 18-20	2-4, 0td	2-0-0, 0, 0td	2	2	0	.500
1984	Pat Washington	Jr.	Texas	L 27-35	0-0, 0td	27-15-1, 226, 0td	14	5	0	.737
1985	Jeff Burger	So.	*SW LOUISIANA	W 49-7	2-3, 0td	2- 1-0, 31, 0td	18	4	2	.760
1987	Reggie Slack	So.	Mississippi State	W 38-7	3-(-5),0td	17-11-0, 185, 3td	22	4	0	.846
1990	Stan White	RFr.	*CAL ST.-FULLERTON	W 38-17	2-(-9),0td	35-21-0, 324, 4td	29	14	2	.667
1994	Patrick Nix	Jr.	*Ole Miss	W 22-17	8-11, 1td	20-7-2, 83, 1td	17	5	1	.761
1996	Dameyune Craig	Jr.	*UAB	W 29-0	12-6, 0td	32-18-2, 183, 0td	18	7	0	.720
1998	Ben Leard	So.	*VIRGINIA	L 0-19	4-(-7), 0td	25-11-1, 146, 0td	13	11	0	.542
1998	Gabe Gross	Fr.	Mississippi State	L 21-38	12-7, 0td	15-4-2, 58, 1td	3	4	0	.429
1999	Jeff Klein	RFr.	Tennessee	L 0-24	3-(-17), 0td	29-15-4, 147, 0td	1	3	0	.250
2001	Jason Campbell	RFr.	*BALL STATE	W 30-0	5-17, 1td	28-16-0, 214, 1td	31	9	0	.775
2001	Daniel Cobb	Sr.	LOUISIANA TECH	W 48-41	1-3, 0td	48-28-4, 381, 5td	6	5	0	.546
2005	Brandon Cox	So.	*GEORGIA TECH	L 14-23	4-(-35),0td	44-22-4, 342, 2td	27	9	0	.750
2005	Blake Field	RFr.	W. KENTUCKY	W 37-14	4-3, 0td	22-13-0, 200, 3td	1	0	0	.000
2007	Kodi Burns	Fr.	NEW MEXICO ST.	W 55-20	7-20, 0td	5-1-0, 58, 1td	3	5	0	.375
2008	Chris Todd	Jr.	SOUTHERN MISS	W 27-13	2-(-11), 0td	31-21-0, 248, 0td	11	7	0	.611
2010	Cam Newton	Jr.	*ARKANSAS ST.	W 52-26	15-171, 2td	14-9-0, 186, 3td	14	0	0	1.000
2011	Barrett Trotter	Jr.	*UTAH STATE	W 42-38	5-(-9), 0td	23-17-0, 261, 3td	5	2	0	.714
2011	Clint Moseley	So.	LSU	L 10-45	9-(-44), 0td	20-12-1, 145, 0td	3	6	0	.333
2012	Kiehl Frazier	So.	*Clemson	L 17-28	9-(-9), 0td	27-11-1, 194, 1td	1	4	0	.200
2012	Jonathan Wallace	Fr.	NEW MEXICO ST.	W 42-7	3-9, 0td	16-9-1, 164, 1td	2	2	0	.500
2013	Nick Marshall	Jr.	*WASHINGTON ST.	W 31-24	9-27, 0td	19-10-0, 99, 0td	18	7	0	.720
2013	Jeremy Johnson	Fr.	WESTERN CAROLINA	W 62-3	3-26, 0td	21-17-1, 201, 4td	7	4	0	.636
2015	Sean White	RFr.	MISSISSIPPI STATE	L 9-17	11-29, 0td	20-28-1, 188, 0td	9	7	0	.563
2016	John Franklin III	Jr.	VANDERBILT	W 23-16	7-59, 0td	2-4-0, 9, 0td	1	0	0	1.000
2017	Jarrett Stidham	So.	*GA SOUTHERN	W 41-7	9-17, 1td	14-24-1, 185, 2td	10	4	0	.714

\*Season opener

## Career Quarterback Records (since 1969)

### Starts

Player	Starts
1. Stan White (1990-93).....	45
2. Jason Campbell (2001-04).....	40
3. Brandon Cox (2004-07).....	36
4. Phil Gargis (1974-76).....	34
5. Pat Sullivan (1969-71).....	33
6. Jarrett Stidham (2017-18).....	27
7. Reggie Slack (1986-89).....	26
Charlie Trotman (1977-79).....	26
9. Dameyune Craig (1994-97).....	25
Nick Marshall (2013-14).....	25
11. Ben Leard (1997-00).....	24
Jeff Burger (1984-87).....	24
Randy Campbell (1981-83).....	24

### Victories

Player	Wins
1. Jason Campbell (2001-04).....	31
2. Stan White (1990-93).....	29
3. Brandon Cox (2004-07).....	27
4. Pat Sullivan (1969-71).....	26
5. Reggie Slack (1986-89).....	22
6. Randy Campbell (1981-83).....	20
Dameyune Craig (1994-97).....	18
Jeff Burger (1984-87).....	18
Phil Gargis (1974-76).....	18
Nick Marshall (2013-14).....	18
Jarrett Stidham (2017-18).....	18
11. Patrick Nix (1992-95).....	17
Charlie Trotman (1977-79).....	17

### Winning Percentage

Player	Record	Pct.
1. Cam Newton (2010).....	14-0	1.000
2. Reggie Slack (1986-89).....	22-4	.846
3. Randy Campbell (1981-83).....	20-4	.833
4. Pat Sullivan (1969-71).....	26-7	.788
5. Jason Campbell (2001-04).....	31-9	.775
6. Patrick Nix (1992-95).....	17-5-1	.761
7. Jeff Burger (1984-87).....	18-4-2	.760
8. Brandon Cox (2004-07).....	27-9	.750
Randy Walls (1972-73).....	9-3	.750
10. Pat Washington (1983-85).....	14-5	.737
11. Dameyune Craig (1994-97).....	18-7	.720
Nick Marshall (2013-14).....	18-7	.720
13. Barrett Trotter (2011).....	5-2	.714
14. Charlie Trotman (1977-79).....	17-8-1	.673
15. Stan White (1990-93).....	29-14-2	.667
Jarrett Stidham (2017-18).....	18-9	.667
17. Jeremy Johnson (2013-16).....	7-4	.636
18. Chris Todd (2008-09).....	11-7	.611
19. Sean White (2015-16).....	9-7	.563
20. Daniel Cobb (2000-03).....	6-5	.546
21. Phil Gargis (1974-76).....	18-15-1	.544
22. Ben Leard (1997-2000).....	13-11	.542
23. Mike Mann (1982-84).....	2-2	.500
Jonathan Wallace (2012).....	2-2	.500
25. Joe Sullivan (1980-81).....	7-8	.467
26. Gabe Gross (1998).....	3-4	.429
Charles Thomas (1979-81).....	3-4	.429
Joe Crane (1977).....	3-4	.429
29. Clint Moseley (2010-12).....	3-6	.333

# Yearly Leaders

## All-Purpose Yards

Year	Player	Rush	Rec	KOR	PR	Yards
1966	Freddie Hyatt	19	475	245	0	739
1967	Freddie Hyatt	15	553	381	0	949
1968	Mike Currier	211	137	374	0	722
1969	Mickey Zofko	565	143	194	0	902
1970	Terry Beasley	95	1051	0	0	1146
1971	Terry Beasley	13	846	0	0	859
1972	Terry Henley	843	33	58	0	934
1973	Mike Fuller	0	0	420	381	*827
1974	Secdrick McIntyre	839	0	0	0	839
1975	Rick Neel	4	0	489	129	622
1976	Joe Cribbs	171	59	490	80	800
1977	James Brooks	467	121	654	72	1314
1978	Joe Cribbs	1205	30	17	84	1336
1979	James Brooks	1208	15	577	0	1800
1980	James Brooks	1314	63	226	56	1659
1981	Lionel James	561	39	0	0	600
1982	Lionel James	779	56	73	394	1302
1983	Bo Jackson	1213	73	163	0	1449
1984	Brent Fullwood	628	30	509	0	1167
1985	Bo Jackson	1786	73	0	0	1859
1986	Brent Fullwood	1391	46	75	0	1512
1987	Lawyer Tillman	-1	600	0	0	599
1988	Stacy Danley	877	128	0	0	1005
1989	James Joseph	817	227	59	0	1103
1990	Herbert Casey	-8	439	348	11	790
1991	Thomas Bailey	-6	76	591	526	1187
1992	James Bostic	819	130	0	0	949
1993	James Bostic	1205	40	0	0	1245
1994	Stephen Davis	1263	92	0	0	1355
1995	Stephen Davis	1068	128	0	0	1196
1996	Robert Baker	4	526	454	230	1214
1997	Tyrone Goodson	0	906	0	0	906
1998	Clifton Robinson	-14	672	198	87	943
1999	Ronney Daniels	0	1068	0	0	1068
2000	Rudi Johnson	1567	70	0	0	1637
2001	Carnell Williams	614	140	190	0	944
2002	Ronnie Brown	1008	166	0	15	1189
2003	Carnell Williams	1307	20	51	269	1647
2004	Carnell Williams	1165	152	150	251	1718
2005	Kenny Irons	1293	164	0	2	1459
2006	Kenny Irons	893	78	0	0	971
2007	Ben Tate	903	144	36	0	1083
2008	Ben Tate	664	90	11	0	765
2009	Ben Tate	1362	105	139	0	1606
2010	Cam Newton	1473	42	0	0	1515
2011	Onterio McCalebb	641	344	388	0	1323
2012	Onterio McCalebb	570	132	523	0	1225
2013	Tre Mason	1816	163	395	0	2374
2014	Cameron Artis-Payne	1608	147	0	0	1755
2015	Peyton Barber	1017	112	0	0	1129
2016	Kerryon Johnson	895	125	267	0	1287
2017	Kerryon Johnson	1391	194	0	0	1585
2018	Ja'Tarvious Whitlow	787	173	0	80	1040

\* - includes 26 yards in interception returns

## Interceptions

Year	Player	Int	Yards	Avg
1960	Bryant Harvard	*6	113	18.8
1961	Jimmy Burson	*4	74	18.5
1962	Billy Edge	2	63	31.5
	George Rose	2	27	13.5
	David Rawson	2	5	2.5
1963	Tucker Frederickson	4	31	7.9
1964	N/A			
1965	Bill Cody	2	51	25.5
	Jack Thornton	2	4	2.0

1966	Four tied with	2		
1967	Buddy McClinton	4	39	9.7
1968	Donald Webb	6	45	7.5
1969	Buddy McClinton	*9	92	10.2
1970	Dave Beck	6	57	9.5
1971	Johnny Simmons	4	30	7.5
1972	David Langner	8	156	19.5
1973	Roger Mitchell	6	83	14.0
	Jim McKinney	6	48	8.0
1974	Jim McKinney	5	66	13.2
1975	Kim Sellers	2	38	19.0
1976	Danny Arnold	2	1	0.5
1977	James McKinney	*5	49	9.8
1978	Clifford Toney	5	36	7.2
1979	James McKinney	4	67	16.8
1980	Clifford Toney	5	23	4.6
1981	David King	3	44	14.6
1982	David King	6	63	10.5
1983	David King	2	40	20.0
	Jimmie Warren	2	28	14.0
	Victor Beasley	2	11	5.5
1984	John Dailey	2	13	6.5
	Jonathan Robinson	2	1	0.5
1985	Tommie Powell	6	114	19.0
1986	Chip Powell	5	94	18.8
	Alvin Briggs	5	7	1.4
1987	Kurt Crain	5	38	7.6
1988	Greg Staples	5	16	3.2
1989	John Wiley	3	0	0.0
1990	Dennis Wallace	4	39	9.8
1991	Corey Barlow	4	32	8.0
	Fred Smith	4	32	8.0
1992	Chris Shelling	4	0	0.0
1993	Brian Robinson	5	131	26.2
1994	Brian Robinson	*8	140	17.5
1995	Seven tied with	1		
1996	Brad Ware	4	83	20.8
	Jayson Bray	4	41	10.3
1997	Brad Ware	4	74	18.5
1998	Brad Ware	3	0	0.0
	Jayson Bray	3	11	3.7
	Larry Casher	3	32	10.7
1999	Larry Casher	5	117	23.4
2000	Rodney Crayton	5	15	3.0
2001	Karlos Dansby	*5	41	8.2
2002	Carlos Rogers	4	48	12.0
	Travaris Robinson	4	64	16.0
2003	Kevin Hobbs	3	33	11.0
	Will Herring	3	0	0.0
2004	Junior Rosegreen	*6	48	8.0
2005	Eight tied with	1		
2006	Eric Brock	2	26	13.0
	Will Herring	2	16	8.0
	David Irons	2	0	0.0
2007	Jerraud Powers	4	35	8.8
	Patrick Lee	4	34	8.5
2008	Josh Bynes	3	33	11.0
2009	Walter McFadden	6	154	25.7
2010	Zac Etheridge	3	52	17.3
	Josh Bynes	3	33	11.0
	Demond Washington	3	1	0.3
2011	Neiko Thorpe	3	66	22.0
2012	Trent Fisher	1	60	60.0
	Daren Bates	1	12	12.0
2013	Robenson Therezie	4	99	24.8
2014	Jonathan Jones	6	6	1.0
	Jermaine Whitehead	6	57	9.5
2015	Carlton Davis	3	0	0.0
2016	Joshua Holsey	3	47	15.7
2017	Javaris Davis	2	37	18.5
2018	Four tied with	2		

# Yearly Leaders

## Tackles

Year	Player	Solo	Asst	TT
1976	Freddie Smith	76	49	125
1977	Freddie Smith	114	79	193
1978	Harris Rabren	63	47	110
1979	Freddie Smith	105	57	162
1980	Chris Martin	82	42	124
1981	Danny Skutack	77	48	125
1982	Gregg Carr	73	52	125
1983	Gregg Carr	91	45	136
1984	Ben Thomas	66	75	141
1985	Tracy Rocker	52	41	93
1986	Kurt Crain	85	71	156
1987	Kurt Crain	87	81	168
1988	Quentin Riggins	61	59	120
1989	Quentin Riggins	78	87	165
1990	James Willis	67	56	123
1991	Darrel Crawford	76	77	153
1992	James Willis	73	53	126
1993	Jason Miska	68	57	125
1994	Anthony Harris	63	53	116
1995	Marcellus Mostella	62	66	128
1996	Takeo Spikes	75	44	119
1997	Takeo Spikes	93	43	136
1998	Leonardo Carson	50	40	90
1999	Alex Lincoln	45	47	92
2000	Alex Lincoln	50	27	77
2001	Dontarrious Thomas	60	62	122
2002	Mark Brown	31	66	97
2003	Karlos Dansby	50	34	84
2004	Travis Williams	58	22	80
2005	Will Herring	34	35	69
2006	Will Herring	45	27	72
2007	Josh Thompson	32	35	67
2008	Zac Etheridge	38	37	75
2009	Josh Bynes	61	43	104
2010	Josh Bynes	36	37	73
2011	Daren Bates	59	45	104
2012	Daren Bates	39	55	94
2013	Cassanova McKinzy	43	32	75
2014	Johnathan Ford	62	31	93
2015	Johnathan Ford	68	50	118
2016	Tray Matthews	43	33	76
2017	Deshaun Davis	37	45	82
2018	Deshaun Davis	57	59	116

## Punt Return Yardage

Year	Player	No	Yards	Avg
1966	Bobby Beaird	29	266	9.3
1967	Jimmy Carter	38	473	12.4
1968	Donald Webb	26	178	6.8
1969	Buddy McClinton	19	204	10.7
1970	Larry Willingham	22	277	12.6
1971	James Owens	3	185	61.7
1972	David Langner	12	165	13.8
1973	Mike Fuller	20	381	19.1
1974	Mike Fuller	30	502	16.7
1975	Rick Neel	20	129	6.5
1976	Joe Cribbs	10	80	8.0
1977	James Brooks	10	72	7.2
1978	Joe Cribbs	11	84	7.6
1979	Joe Cribbs	20	145	7.3
1980	Darryl Wilks	9	77	8.6
1981	Chuck Clanton	9	90	10.0
1982	Lionel James	25	394	15.7
1983	Trey Gainous	15	170	11.3
1984	Trey Gainous	32	277	8.7
1985	Trey Gainous	31	267	8.6
1986	Trey Gainous	27	237	8.9
1987	Freddy Weygand	13	180	13.8
1988	Shayne Wasden	27	199	7.4
1989	Shayne Wasden	26	216	8.3
1990	Shayne Wasden	29	302	10.4
1991	Thomas Bailey	42	528	12.6
1992	Thomas Bailey	28	274	9.8
1993	Thomas Bailey	27	210	7.8
1994	Thomas Bailey	28	158	5.6
1995	Robert Baker	25	233	9.3
1996	Robert Baker	23	230	10.0
1997	Markeith Cooper	14	142	10.1
1998	Clifton Robinson	13	87	6.7
1999	Markeith Cooper	17	171	10.1
2000	Clifton Robinson	24	169	7.0
2001	Joe Walkins	15	167	11.1
2002	Roderick Hood	36	417	11.6
2003	Tre Smith	36	327	9.1
2004	Carnell Williams	22	251	11.4
2005	Tre Smith	26	203	7.8
2006	Robert Dunn	22	120	5.5
2007	Robert Dunn	32	301	9.4
2008	Robert Dunn	15	240	*16.0
2009	Philip Pierre-Louis	11	49	4.5
2010	Quindarius Carr	19	108	5.7
2011	Quan Bray	13	96	7.4
2012	Quan Bray	16	136	8.5
2013	Chris Davis	17	318	*18.7
2014	Quan Bray	15	272	*18.1
2015	Marcus Davis	15	179	11.9
2016	Marcus Davis	10	71	7.1
2017	Stephen Roberts	17	115	6.8
2018	Ryan Davis	22	217	9.9

\* - SEC Leader

# Yearly Leaders

## Kickoff Return Yardage

Year	Player	No	Yards	Avg
1966	Larry Ellis	.11	246	22.4
1967	Freddie Hyatt	.17	381	22.4
1968	Mark Currier	.16	374	23.3
1969	Mickey Zofko	.8	194	24.2
1970	Wallace Clark	.6	185	30.8
1971	James Owens	.9	254	28.2
1972	David Langner	.13	369	28.4
1973	Mike Fuller	.16	420	26.3
1974	Rick Neel	.9	195	21.7
1975	Rick Neel	.17	478	28.1
1976	Joe Cribbs	.21	490	23.3
1977	James Brooks	.27	654	24.2
1978	James Brooks	.12	269	22.4
1979	James Brooks	.21	577	27.5
1980	James Brooks	.8	226	28.3
1981	Clayton Beauford	.18	389	21.6
1982	Bo Jackson	.7	154	21.3
1983	Bo Jackson	.7	163	23.3
1984	Brent Fullwood	.22	509	23.1
1985	Brent Fullwood	.10	197	19.7
1986	Tommy Agee	.10	215	21.5
1987	Freddy Weygand	.9	194	21.6
1988	Alexander Wright	.10	226	22.6
1989	Alexander Wright	.5	180	36.0
1990	Herbert Casey	.15	348	23.2
1991	Thomas Bailey	.24	591	24.6
1992	Thomas Bailey	.11	209	19.0
1993	Thomas Bailey	.26	504	19.4
1994	Thomas Bailey	.13	217	16.7
1995	Robert Baker	.25	525	21.0
1996	Robert Baker	.21	454	21.6
1997	Markeith Cooper	.20	477	23.9
1998	Markeith Cooper	.18	447	24.8
1999	Travaris Robinson	.14	316	22.6
2000	Tim Carter	.19	461	24.3
2001	Roderick Hood	.18	323	17.9
2002	Roderick Hood	.21	416	19.8
2003	Devin Aromashodu	.15	290	19.3
2004	Carnell Williams	.8	150	18.8
2005	Devin Aromashodu	.20	485	24.2
2006	Tristan Davis	.28	756	*27.0
2007	Mario Fannin	.19	399	21.0
2008	Tristan Davis	.24	657	*27.4
2009	Demond Washington	.16	497	*31.1
2010	Demond Washington	.46	1117	*24.3
2011	Tre Mason	.24	633	*26.4
2012	Onterio McCalebb	.23	523	22.7
2013	Tre Mason	.15	395	*26.3
2014	Corey Grant	.18	403	22.4
2015	Johnathan Ford	.15	429	28.6
2016	Kerryon Johnson	.12	267	22.2
2017	Noah Igbinoehene	.24	571	23.8
2018	Noah Igbinoehene	.11	311	28.3

\* - SEC Leader

## Passing Yards

Year	Player	Att	Comp	Pct	Int	TD	Yards
1947	Travis Tidwell	94	43	.457	9	3	571
1948	Travis Tidwell	56	25	.446	8	1	476
1949	Travis Tidwell	105	49	.467	5	4	811
1950	William Tucker	92	41	.446	8	0	414
1951	Allan Parks	149	67	.450	12	4	839
1952	Dudley Spence	135	68	.504	16	8	833
1953	Bobby Freeman	85	42	.494	6	4	603
1954	Bobby Freeman	96	54	.563	10	6	865
1955	Howell Tubbs	49	28	.571	3	5	471
1956	Howell Tubbs	61	34	.557	2	5	514
1957	Lloyd Nix	60	33	.550	7	4	542
1958	Lloyd Nix	98	49	.500	7	4	682
1959	Bobby Hunt	36	15	.417	3	1	234
1960	Bryant Harvard	59	36	.610	3	1	493
1961	Bobby Hunt	119	55	.462	8	5	737
1962	Mailon Kent	121	59	.488	6	2	748
1963	Jimmy Sidle	136	53	.390	10	5	706
1964	Joseph Campbell	53	30	.566	4	1	422
1965	Alex Bowden	127	59	.465	15	9	941
1966	Larry Blakeney	95	45	.474	5	3	491
1967	Loran Carter	178	86	.478	17	9	1307
1968	Loran Carter	248	112	.451	21	14	1487
1969	Pat Sullivan	257	123	.479	16	16	1686
1970	Pat Sullivan	*281	167	.594	12	17	2586
1971	Pat Sullivan	281	162	.577	11	20	2012
1972	Randy Walls	97	46	.474	7	5	736
1973	Wade Whatley	53	29	.558	4	1	340
1974	Phil Gargis	81	35	.432	7	5	518
1975	Phil Gargis	94	37	.394	9	2	400
1976	Phil Gargis	166	80	.482	13	7	1118
1977	John Crane	108	43	.398	10	4	679
1978	Charlie Trotman	111	53	.477	9	3	760
1979	Charlie Trotman	131	58	.443	6	8	875
1980	Joe Sullivan	118	64	.542	8	6	772
1981	Joe Sullivan	65	28	.431	4	3	370
1982	Randy Campbell	158	81	.513	2	7	1061
1983	Randy Campbell	142	78	.549	3	5	873
1984	Pat Washington	171	77	.450	9	4	1202
1985	Pat Washington	142	78	.549	3	5	873
1986	Jeff Burger	222	126	.568	11	9	1671
1987	Jeff Burger	267	178	.667	9	13	2066
1988	Reggie Slack	*279	168	.602	11	9	2230
1989	Reggie Slack	252	148	.587	10	11	1996
1990	Stan White	338	180	.533	14	14	2242
1991	Stan White	317	158	.498	14	8	1927
1992	Stan White	305	157	.515	16	5	1790
1993	Stan White	271	164	.605	8	13	2057
1994	Patrick Nix	299	169	.565	7	13	2206
1995	Patrick Nix	331	201	.607	9	15	2574
1996	Dameyune Craig	310	169	.545	10	16	2296
1997	Dameyune Craig	403	216	.536	13	18	3277
1998	Gabe Gross	197	88	.447	12	7	1222
1999	Ben Leard	157	111	.707	1	12	1423
2000	Ben Leard	319	193	.605	10	12	2158
2001	Daniel Cobb	158	89	.563	7	7	1165
2002	Jason Campbell	149	94	.631	5	11	1215
2003	Jason Campbell	293	181	.618	8	10	2267
2004	Jason Campbell	270	188	.696	7	20	2700
2005	Brandon Cox	306	177	.578	8	15	2324
2006	Brandon Cox	271	163	.601	9	14	2198
2007	Brandon Cox	188	316	.595	13	9	2080
2008	Kodi Burns	179	94	.525	7	2	1050
2009	Chris Todd	328	198	.604	6	22	2612
2010	Cam Newton	280	185	.661	7	30	2854
2011	Barrett Trotter	167	92	.551	6	11	1184



# Yearly Leaders

2012	Kiehl Frazier	116	62	.534	8	2	753
2013	Nick Marshall	239	142	.594	6	14	1976
2014	Nick Marshall	293	178	.608	7	20	2532
2015	Sean White	143	83	.580	4	1	1166
2016	Sean White	208	133	.639	3	9	1679
2017	Jarrett Stidham	370	246	.665	6	18	3158
2018	Jarrett Stidham	369	224	.607	5	18	2794

## Punting

Year	Player	No	Yards	I20	Avg
1960	Joe Dolan	55	2021	N/A	36.7
1961	Robert Davis	55	2034	N/A	36.9
1962	Jon Kilgore	56	2257	N/A	40.3
1963	Jon Kilgore	51	2106	N/A	*41.3
1964	Jon Kilgore	56	2268	N/A	40.5
1965	Tommy Lunceford	52	2108	N/A	40.5
1966	Tommy Lunceford	60	2471	N/A	41.2
1967	Tommy Lunceford	59	2438	N/A	41.3
1968	Connie Frederick	78	2933	N/A	37.6
1969	Connie Frederick	55	2086	N/A	37.9
1970	David Beverly	38	1486	N/A	39.1
1971	David Beverly	48	1926	N/A	40.1
1972	David Beverly	72	2878	N/A	40.0
1973	Roger Pruett	79	3086	N/A	39.0
1974	Clyde Baumgartner	48	1794	N/A	37.5
1975	Clyde Baumgartner	49	2004	N/A	*40.9
1976	Clyde Baumgartner	56	2288	N/A	40.9
1977	Skip Johnston	55	2243	N/A	40.8
1978	Skip Johnston	67	2857	N/A	42.6
1979	Skip Johnston	50	2120	N/A	42.4
1980	Alan Bollinger	56	2185	N/A	39.0
1981	Alan Bollinger	65	2752	N/A	42.3
1982	Lewis Colbert	70	2841	N/A	40.6
1983	Lewis Colbert	55	2251	N/A	40.9
1984	Lewis Colbert	62	2477	N/A	40.0
1985	Lewis Colbert	57	2610	N/A	*45.8
1986	Brian Shulman	49	2161	N/A	44.1
1987	Brian Shulman	58	2358	N/A	40.7
1988	Brian Shulman	50	2061	N/A	41.2
1989	Richie Nell	34	1268	N/A	37.3
1990	Richie Nell	58	2101	N/A	36.2
1991	Thery George	60	2207	N/A	36.8
1992	Terry Daniel	65	2771	N/A	42.6
1993	Terry Daniel	51	2393	N/A	*46.9
1994	Terry Daniel	53	2358	9	*44.5
1995	Matt Hawkins	40	1604	15	40.1
1996	Jaret Holmes	48	2017	3	42.0
1997	Jaret Holmes	62	2659	20	42.9
1998	Jeremy Zills	71	2846	13	40.1
1999	Damon Duval	57	2443	13	42.9
2000	Damon Duval	65	2811	12	43.2
2001	Damon Duval	51	2244	17	44.0
2002	Damon Duval	54	2344	13	43.4
2003	Kody Bliss	64	2748	21	42.9
2004	Kody Bliss	47	1989	18	42.3
2005	Kody Bliss	44	1975	13	*44.9
2006	Kody Bliss	47	2149	13	*45.7
2007	Ryan Shoemaker	49	2080	16	42.4
2008	Clinton Durst	70	2947	18	42.1
2009	Clinton Durst	64	2612	21	40.8
2010	Ryan Shoemaker	32	1254	10	39.2
2011	Steven Clark	72	2941	33	40.8
2012	Steven Clark	70	2783	15	39.8
2013	Steven Clark	56	2385	26	42.6
2014	Daniel Carlson	41	1724	9	42.0
2015	Kevin Phillips	55	2254	17	41.0
2016	Kevin Phillips	45	1902	14	42.3
2017	Aidan Marshall	43	1693	8	39.4
2018	Arryn Siposs	56	2476	17	44.2

\* - SEC leader

## Receptions

Year	Player	Rec	Yards	Avg	TD
1947	John Liptak	12	126	10.5	0
1948	Erk Russell	10	198	19.8	1
1949	Erk Russell	25	454	18.2	2
1950	Fred Duart	20	250	12.5	0
	Lee Hayley	20	187	9.4	0
1951	Lee Hayley	33	306	9.3	2
1952	Lee Hayley	24	395	16.5	6
1953	Jim Pyburn	25	379	15.2	3
1954	Jim Pyburn	*28	460	16.4	4
1955	Jimmy Phillips	14	272	19.4	1
1956	Jimmy Phillips	23	383	16.7	4
1957	Jimmy Phillips	15	357	23.8	4
1958	Jerry Wilson	16	207	12.9	0
1959	Leo Sexton	8	75	9.4	0
1960	Joe Leichtnam	10	131	13.1	1
1961	Dave Edwards	25	372	14.9	3
1962	Howard Simpson	24	301	12.5	2
1963	George Rose	15	202	13.5	4
1964	Tucker Frederickson	14	101	7.2	0
1965	Freddie Hyatt	21	368	17.5	2
1966	Freddie Hyatt	33	475	14.4	4
1967	Freddie Hyatt	34	553	16.3	6
1968	Tim Christian	47	623	13.3	7
1969	Terry Beasley	34	610	17.94	6
1970	Terry Beasley	52	1051	20.2	11
1971	Terry Beasley	*55	846	15.4	12
1972	Sandy Cannon	11	191	17.4	0
1973	Rett Davis	12	112	9.3	0
1974	Thomas Gossom	20	294	14.7	3
1975	Jeff Gilligan	23	421	18.3	3
1976	Chris Vacarella	15	353	23.5	2
1977	Byron Franklin	13	389	30.0	3
1978	Rusty Byrd	14	220	15.7	1
1979	Byron Franklin	19	373	19.6	3
1980	Byron Franklin	32	598	18.7	9
1981	Chris Woods	13	213	16.4	1
1982	Chris Woods	21	406	19.3	2
1983	Ed West	16	189	11.8	0
1984	Freddy Weygand	32	796	24.9	3
1985	Freddy Weygand	19	367	19.3	1
1986	Lawyer Tillman	35	730	20.9	6
1987	Duke Donaldson	43	398	9.3	1
1988	Freddy Wegand	38	577	15.2	3
1989	Alexander Wright	30	714	23.8	6
1990	Greg Taylor	46	650	14.1	7
1991	Fred Baxter	28	391	14.0	2
1992	Orlando Parker	31	438	14.1	3
1993	Frank Sanders	48	842	17.5	6
1994	Frank Sanders	58	910	15.7	7
1995	Willie Gosha	58	668	11.5	0
1996	Karsten Bailey	45	592	13.2	3
1997	Karsten Bailey	53	840	15.8	7
1998	Karsten Bailey	43	651	15.1	7
1999	Ronney Daniels	56	1068	19.1	9
2000	Ronney Daniels	34	378	11.1	3
2001	Tim Carter	35	570	16.3	3
2002	Marcel Willis	31	417	13.5	1
2003	Jeris McIntyre	41	621	15.1	3
2004	Courtney Taylor	43	737	17.1	6
2005	Ben Obomanu	33	357	10.8	5
2006	Courtney Taylor	54	704	13.0	2
2007	Rodgeriqu Smith	52	705	13.6	5
2008	Rodgeriqu Smith	30	332	11.1	1
2009	Darvin Adams	60	997	16.6	10
2010	Darvin Adams	52	963	18.5	7
2011	Emory Blake	36	613	17.0	5

# Yearly Leaders

2012	Emory Blake.....	50	789	15.8	3
2013	Sammie Coates.....	42	902	*21.5	7
2014	D'haquille Williams.....	45	730	16.2	5
2015	Ricardo Louis.....	46	716	15.6	3
2016	Tony Stevens.....	31	487	15.7	3
2017	Ryan Davis.....	84	815	9.7	5
2018	Ryan Davis.....	69	546	7.9	1

\* - SEC leader

2004	Carnell Williams.....	239	1165	4.9	12
2005	Kenny Irons.....	256	*1293	5.1	13
2006	Kenny Irons.....	198	893	4.5	4
2007	Ben Tate.....	202	903	4.5	8
2008	Ben Tate.....	159	664	4.2	3
2009	Ben Tate.....	263	1362	5.2	10
2010	Cam Newton.....	264	1473	5.6	20
2011	Michael Dyer.....	242	1242	5.1	10
2012	Tre Mason.....	171	1002	5.9	8
2013	Tre Mason.....	317	*1816	5.7	*23
2014	Cameron Artis-Payne.....	303	*1608	5.3	13
2015	Peyton Barber.....	238	1017	4.3	13
2016	Kamryn Pettway.....	209	*1224	5.9	7
2017	Kerryon Johnson.....	285	*1391	4.9	18
2018	Ja'Tarvious Whitlow.....	150	787	5.2	6

\* - SEC leader

## Rushing

Year	Player	Att	Yards	Avg	TD
1947	Billy Ball.....	44	157	3.6	
1948	Russell Inman.....	97	227	2.0	
1949	Charlie Langner.....	111	405	3.6	
1950	Jim McGowen.....	57	225	3.9	
1951	Homer Williams.....	148	721	4.9	
1952	Charles Hataway.....	114	433	3.8	
1953	Fob James.....	73	482	6.6	
1954	Joe Childress.....	148	*836	5.6	
1955	Fob James.....	123	*879	7.1	
1956	Tommy Lorino.....	*82	*692	8.4	
1957	Tommy Lorino.....	78	443	5.7	1
1958	Tommy Lorino.....	67	349	5.2	3
1959	Bobby Hunt.....	98	552	5.6	
1960	Ed Dyas.....	89	451	5.1	2
1961	Larry Rawson.....	121	448	3.7	3
1962	Jimmy Sidle.....	61	398	6.5	4
1963	Jimmy Sidle.....	185	*1006	5.4	10
1964	Tucker Frederickson.....	129	571	4.4	5
1965	Tom Bryan.....	133	561	4.2	5
1966	Richard Plagge.....	110	420	3.8	0
1967	Al Giffen.....	121	392	3.2	5
1968	Dwight Hurston.....	110	349	3.1	2
1969	Mickey Zofko.....	119	565	4.7	5
1970	Wallace Clark.....	86	422	4.9	5
1971	Tommy Lowry.....	87	499	5.7	6
1972	Terry Henley.....	216	*843	3.9	10
1973	Sedrick McIntyre.....	64	315	4.9	4
1974	Sedrick McIntyre.....	170	839	4.9	6
1975	Phil Gargis.....	162	658	4.1	2
1976	Phil Gargis.....	142	534	3.7	9
1977	Joe Cribbs.....	161	872	5.4	4
1978	Joe Cribbs.....	253	*1205	4.8	16
1979	James Brooks.....	163	*1208	7.4	10
1980	James Brooks.....	261	1314	5.0	9
1981	Lionel James.....	111	561	5.1	1
1982	Bo Jackson.....	127	829	6.5	9
1983	Bo Jackson.....	158	1213	7.7	12
1984	Brent Fullwood.....	117	628	5.4	7
1985	Bo Jackson.....	278	*1786	6.4	17
1986	Brent Fullwood.....	167	*1391	8.3	10
1987	Stacy Danley.....	94	468	5.0	1
1988	Stacy Danley.....	179	877	4.9	7
1989	James Joseph.....	172	817	4.8	4
1990	Stacy Danley.....	103	430	4.2	2
1991	Joe Frazier.....	140	651	4.7	4
1992	James Bostic.....	186	819	4.4	5
1993	James Bostic.....	199	*1205	6.1	12
1994	Stephen Davis.....	221	*1263	5.7	13
1995	Stephen Davis.....	180	1068	5.9	14
1996	Rusty Williams.....	80	439	5.5	4
1997	Rusty Williams.....	77	277	3.6	4
1998	Michael Burks.....	152	483	3.2	0
1999	Heath Evans.....	93	357	3.5	2
2000	Rudi Johnson.....	324	*1567	4.8	13
2001	Carnell Williams.....	120	614	5.1	6
2002	Ronnie Brown.....	175	1008	5.8	13
2003	Carnell Williams.....	241	1307	5.4	17

# Yearly Leaders

## Scoring

Year	Player	TD	PAT	2PAT	FG	Pts
1960	Ed Dyas	2	12	0	13	63
1961	Bobby Hunt	6	0	0	0	36
	Woody Woodall	0	19	1	5	36
1962	Woody Woodall	0	17	0	8	41
1963	Jimmy Sidle	10	0	0	0	60
1964	Tucker Frederickson	5	0	0	0	30
1965	Tom Bryan	5	0	1	0	32
1966	Jimmy Jones	0	11	0	7	32
1967	John Riley	0	16	0	9	43
1968	John Riley	0	25	0	12	61
1969	John Riley	0	39	0	10	69
1970	Terry Beasley	12	0	0	0	*72
1971	Terry Beasley	12	0	0	0	72
1972	Terry Henley	11	0	0	0	66
1973	Roger Pruett	0	17	0	4	29
1974	Phil Gargis	6	0	0	0	36
	Secdrick McIntyre	6	0	0	0	36
1975	Neil O'Donoghue	0	13	0	12	49
1976	Phil Gargis	9	0	1	0	56
1977	Jorge Portela	0	19	0	15	64
1978	Joe Cribbs	16	0	1	0	*98
1979	Joe Cribbs	15	0	2	0	*94
1980	James Brooks	11	0	0	0	66
1981	Al Del Greco	0	21	0	9	48
1982	Al Del Greco	0	26	0	13	65
1983	Bo Jackson	14	0	0	0	84
1984	Robert McGinty	0	31	0	12	67
1985	Bo Jackson	17	0	0	0	*102
1986	Chris Knapp	0	49	0	10	79
1987	Win Lyle	0	32	0	15	77
1988	Win Lyle	0	36	0	14	78
1989	Win Lyle	0	27	0	16	75
1990	Jim Von Wyl	0	27	0	17	78
1991	Jim Von Wyl	0	18	0	15	63
1992	Scott Etheridge	0	20	0	22	86
1993	Scott Etheridge	0	45	0	12	81
1994	Matt Hawkins	0	40	0	13	79
1995	Stephen Davis	17	0	0	0	*102
1996	Jaret Holmes	0	43	0	13	82
1997	Jaret Holmes	0	36	0	14	78
1998	Rob Bironas	0	18	0	12	54
1999	Damon Duval	1	23	0	9	56
2000	Rudi Johnson	13	0	0	0	78
2001	Damon Duval	0	28	0	16	76
2002	Ronnie Brown	14	0	0	0	84
2003	Carnell Williams	17	0	0	0	102
2004	John Vaughn	0	51	0	12	87
2005	John Vaughn	0	50	0	12	86
2006	John Vaughn	0	34	0	20	94
2007	Wes Byrum	0	35	0	17	86
2008	Wes Byrum	0	22	0	11	55
2009	Wes Byrum	0	54	0	15	99
2010	Cam Newton	21	0	0	0	126
2011	Cody Parkey	0	41	0	13	80
2012	Cody Parkey	0	27	0	11	60
2013	Tre Mason	25	0	0	0	*150
2014	Daniel Carlson	0	57	0	18	111
2015	Daniel Carlson	0	40	0	23	109
2016	Daniel Carlson	1	44	0	28	*134
2017	Daniel Carlson	0	57	0	23	126
2018	Anders Carlson	0	44	0	15	89

\* - SEC leader

## Total Offense

Year	Player	Rush	Pass	Plays	Yards	TD
1960	Bryant Harvard	226	494	128	720	3
1961	Bobby Hunt	347	703	219	1050	8
1962	Jimmy Sidle	394	746	197	1140	8
1963	Jimmy Sidle*	1006	706	321	1712	15
1964	Tucker Frederickson	576	0	129	576	5
1965	Alex Bowden	120	941	191	1061	9
1966	Larry Blakeney	111	491	173	602	5
1967	Loran Carter*	66	1307	249	1373	13
1968	Loran Carter	-47	1487	296	1440	15
1969	Pat Sullivan	205	1686	313	1891	23
1970	Pat Sullivan*	270	2586	333	2856	26
1971	Pat Sullivan*	84	2012	328	2096	22
1972	Randy Walls	189	736	220	925	9
1973	Wade Whatley	32	340	106	372	3
1974	Phil Gargis	687	518	232	1205	11
1975	Phil Gargis	658	400	256	1058	4
1976	Phil Gargis	534	1118	308	1652	16
1977	Joe Cribbs	872	0	161	872	4
1978	Joe Cribbs	1205	74	257	1279	16
1979	James Brooks	1208	0	163	1208	10
1980	James Brooks	1314	0	262	1314	9
1981	Lionel James	561	0	112	561	1
1982	Randy Campbell	284	1061	275	1345	10
1983	Bo Jackson	1213	0	158	1213	12
1984	Pat Washington	186	1202	252	1388	6
1985	Bo Jackson	1786	0	279	1786	17
1986	Jeff Burger	-98	1671	248	1573	10
1987	Jeff Burger	-180	2066	305	1886	13
1988	Reggie Slack	-17	2230	318	2213	11
1989	Reggie Slack	3	1996	307	1999	13
1990	Stan White	-109	2242	376	2133	14
1991	Stan White	-3	1927	374	1924	12
1992	Stan White	-17	1790	381	1773	8
1993	Stan White	33	2057	350	2090	17
1994	Patrick Nix	59	2206	340	2265	19
1995	Patrick Nix	64	2574	379	2638	18
1996	Dameyune Craig	207	2296	433	2503	24
1997	Dameyune Craig	0	3277	499	3277	22
1998	Gabe Gross	97	1222	267	1319	9
1999	Ben Leard	-75	1186	134	1111	13
2000	Ben Leard	-87	2158	352	2071	15
2001	Jason Campbell	72	1117	188	1189	6
2002	Jason Campbell	206	1215	221	1421	14
2003	Jason Campbell	-1	2267	366	2266	11
2004	Jason Campbell	30	2700	328	2730	23
2005	Brandon Cox	-125	2324	350	2199	15
2006	Brandon Cox	-177	2198	322	2021	15
2007	Brandon Cox	-96	2080	363	1984	11
2008	Kodi Burns	411	1050	277	1461	7
2009	Chris Todd	-116	2612	372	2496	22
2010	Cam Newton	1473	2854	544	4327	50
2011	Barrett Trotter	62	1184	203	1246	11
2012	Tre Mason	1002	0	171	1002	8
2013	Nick Marshall	1068	1976	411	3044	26
2014	Nick Marshall	798	2532	446	3330	31
2015	Sean White	35	1166	173	1201	1
2016	Sean White	163	1679	263	1842	11
2017	Jarrett Stidham	153	3158	473	3311	22
2018	Jarrett Stidham	1	2794	441	2795	21

\* - SEC leader

# Year-By-Year Team Statistics

## Auburn Offense

Year	G	First Downs			Rushing		Avg.	Rank			Passing			Avg.		Rank					
		Tot.	Rush	Pass	Pen	Att.	Yds	Att.	Game	TDs	SEC	NCAA	C	-A	-I	Yds	Pct	Game	TDs	SEC	NCAA
1950	10	—	—	—	—	392	902	2.3	90.2	—	—	—	74	-169	-15	754	43.78	75.4	—	—	—
1951	10	—	—	—	—	—	—	—	—	—	—	—	—	—	—	—	—	—	—	—	—
1952	10	—	—	—	—	470	1341	2.9	134.1	—	—	—	78	-158	-19	1004	49.36	100.4	10	—	—
1953	10	150	101	47	2	467	2255	4.8	225.5	28	—	—	70	-140	-9	1143	50.00	114.3	6	—	—
1954	10	174	132	41	1	507	2496	4.9	249.6	29	—	—	67	-127	-10	995	52.75	99.5	6	—	—
1955	10	152	120	27	5	464	2413	5.2	241.3	23	—	—	44	-85	-5	708	51.76	70.8	5	—	—
1956	10	182	130	44	8	515	2760	5.4	276.0	17	—	—	73	-155	-9	989	47.09	98.9	8	—	—
1957	10	128	98	25	5	526	2153	4.1	215.3	22	—	—	49	-111	-11	731	44.14	73.1	5	—	—
1958	10	153	96	56	1	470	1983	4.2	198.3	14	—	—	86	-179	-14	1211	48.04	121.1	11	—	—
1959	10	118	96	20	22	460	2167	4.7	216.7	18	—	—	37	-110	-14	504	33.63	50.4	4	—	—
1960	10	110	77	31	2	457	1763	3.9	176.3	9	—	—	53	-104	-14	805	50.96	80.5	6	—	—
1961	10	129	75	50	4	412	1436	3.5	143.6	12	—	—	77	-161	-17	1001	47.82	100.1	8	—	—
1962	10	159	75	79	5	401	1471	3.7	147.1	15	—	—	122	-258	-15	1512	47.28	151.2	6	—	—
1963	10	140	89	42	9	443	1869	4.2	186.9	14	—	—	63	-151	-10	798	41.72	79.8	7	—	—
1964	10	144	91	42	11	441	1747	4.0	174.7	14	—	—	72	-155	-11	912	46.45	91.2	2	—	—
1965	10	—	—	—	—	383	1349	3.5	134.9	9	—	—	96	-213	-21	1408	45.07	140.8	10	—	—
1966	10	—	—	—	—	416	1325	3.2	132.5	5	—	—	71	-151	-14	896	47.01	89.6	5	—	—
1967	10	147	64	71	12	441	1281	2.9	128.1	16	—	—	112	-241	-19	1737	46.47	173.7	13	—	—
1968	10	136	47	68	20	412	1065	2.6	106.5	9	—	—	126	-285	-25	1675	44.21	167.5	15	—	—
1969	10	211	105	91	15	471	2241	4.8	224.1	27	—	—	146	-294	-17	1992	49.65	199.2	18	—	—
1970	10	210	94	110	6	373	1965	5.3	196.5	26	—	—	181	-311	-12	2885	58.19	288.5	17	—	—
1971	10	204	80	108	16	350	1445	4.1	144.5	17	—	—	180	-316	-13	2277	56.96	227.7	24	—	—
1972	10	135	99	31	5	552	1818	3.3	181.8	16	—	—	50	-105	-7	784	47.61	78.4	5	—	—
1973	11	137	96	30	11	541	1678	3.1	152.5	16	—	—	58	-136	-10	629	42.64	57.2	2	—	—
1974	11	197	157	29	11	647	3087	4.8	280.6	23	—	—	43	-104	-10	625	41.34	56.8	6	—	—
1975	11	151	116	22	13	539	2309	4.3	209.9	13	—	—	56	-130	-13	731	43.07	66.5	4	—	—
1976	11	177	105	56	16	567	2261	4.0	205.5	16	—	—	85	-181	-14	1197	46.96	108.8	7	—	—
1977	11	178	132	41	5	600	2471	4.1	224.6	16	—	—	66	-155	-15	1068	42.58	97.1	6	—	—
1978	11	192	137	40	15	644	2804	4.4	254.9	25	—	—	62	-137	-10	927	45.25	84.3	3	—	—
1979	11	197	140	46	11	579	3279	5.7	298.1	31	—	—	66	-148	-7	957	44.59	87.0	9	—	—
1980	11	209	135	59	15	610	2732	4.5	248.4	16	—	—	98	-170	-11	1284	57.64	116.7	12	—	—
1981	11	171	124	35	12	625	2297	3.7	208.8	16	—	—	53	-135	-12	827	39.25	75.2	5	—	—
1982	11	188	127	53	8	582	2739	4.7	249.0	22	—	—	87	-175	-2	1155	49.71	105.0	7	—	—
1983	11	220	158	53	9	600	3231	5.4	293.7	28	—	—	89	-168	-4	979	52.97	89.0	7	—	—
1984	11	244	152	82	10	673	3086	4.6	280.5	33	—	—	116	-238	-10	1837	48.73	167.0	7	—	—
1985	11	278	208	58	12	620	3438	5.5	312.5	36	—	—	86	-188	-12	1156	45.74	105.1	5	—	—
1986	11	229	137	84	8	518	2687	5.2	244.3	35	3	—	140	-248	-12	1893	56.45	172.1	10	5	—
1987	11	209	96	95	18	454	1470	3.2	133.6	16	—	—	197	-301	-10	2369	65.44	215.4	16	—	—
1988	11	224	112	94	18	501	2358	4.7	214.4	30	—	—	182	-302	-18	2419	60.26	219.9	10	—	—
1989	11	211	122	77	12	516	1957	3.8	177.9	17	—	—	156	-270	-10	2112	57.77	192.0	12	—	—
1990	11	197	77	111	9	433	1600	3.7	145.5	12	—	—	196	-364	-15	2462	53.84	223.8	14	—	—
1991	11	199	101	86	12	442	1856	4.2	168.7	16	6	—	160	-325	-14	1950	49.23	177.3	8	7	—
1992	11	194	99	83	12	462	1655	3.6	150.5	16	8	—	163	-316	-16	1836	51.58	166.9	6	5	—
1993	11	248	133	99	16	513	2432	4.7	221.1	26	2	21	174	-288	-8	2188	60.41	198.9	15	6	57
1994	11	221	101	104	16	432	2078	4.8	188.9	26	4	30	185	-330	-7	2417	56.06	219.7	14	4	35
1995	11	256	109	135	12	413	2158	5.2	196.2	35	1	30	233	-375	-10	2891	62.13	262.8	19	4	35
1996	11	233	116	100	17	437	1686	3.9	153.3	24	7	60	192	-348	-13	2574	55.17	234.0	19	3	t30
1997	12	210	66	129	15	365	1306	3.6	108.8	17	11	—	217	-406	-13	3282	53.44	273.5	18	5	16
1998	11	161	67	82	12	404	1032	2.6	93.8	6	12	—	143	-312	-19	1940	45.83	176.4	11	10	—
1999	11	181	64	109	8	390	748	1.9	68.0	8	12	112	202	-346	-12	2493	58.38	226.6	19	5	46
2000	12	216	93	106	17	462	1960	4.2	163.3	19	2	38	208	-354	-12	2320	58.75	193.3	14	9	77
2001	11	199	81	100	18	437	1665	3.8	151.4	17	7	61	178	-303	-12	2282	58.74	207.5	11	9	69
2002	13	248	129	105	14	563	2648	4.7	203.7	32	3	25	174	-299	-10	2390	58.19	183.8	18	8	81
2003	13	246	125	108	13	541	2392	4.4	184.0	32	3	29	202	-323	-9	2499	62.53	192.2	10	10	83
2004	13	271	134	124	13	553	2383	4.3	183.3	27	5	29	211	-308	-9	3086	68.50	237.4	25	3	40
2005	12	257	124	122	11	481	2329	4.8	194.1	28	2	25	195	-339	-8	2589	57.52	215.8	19	7	70
2006	13	219	111	100	8	470	1927	4.1	148.2	21	5	47	171	-282	-10	2245	60.63	172.7	14	10	88
2007	13	246	116	107	23	543	2040	3.8	156.9	23	5	53	204	-356	-15	2317	57.30	178.2	12	9	103
2008	12	198	102	82	14	469	1650	3.5	137.5	12	6	69	184	-341	-13	1985	53.95	165.4	7	10	99
2009	13	266	138	118	10	550	2756	5.0	212.0	24	4	13	218	-364	-9	2857	59.89	219.8	25	5	56
2010	14	344	202	126	16	652	3987	6.1	284.8	41	1	5	194	-296	-7	3002	65.54	214.4	31	7	66
2011	13	227	129	86	12	536	2370	4.4	182.3	20	4	32	164	-292	-13	2022	56.16	155.5	17	9	105
2012	13	186	95	83	8	438	1781	4.1	148.4	16	9	78	147	-257	-15	1879	57.19	156.6	8	13	112
2013	14	334	229	90	15	729	4596	6.3	328.3	48	1	1	142	-239	-6	1976	59.41	152.0	20	11	106
2014	13	314	172	132	10	607	3321	5.5	255.5	32	2	13	208	-332	-7	2984	62.65	229.5	23	7	66
2015	13	257	150	97	10	587	2553	4.3	196.4	28	5	35	179	-306	-12	2257	58.49	173.6	11	12	110
2016	13	286	173	97	16	645	3527	5.5	271.3	33	1	6	178	-289	-6	2203	61.59	169.5	12	14	112
2017	14	312	161	126	25	642	3056	4.8	218.3	34	4	26	255	-382	-6	3267	66.75	233.4	21	5	13
2018	13	265	128	115	22	512	2177	4.3	167.5	25	10	68	233	-382	-5	2892	60.99	222.5	21	9	74



# Year-By-Year Team Statistics

## Auburn Offense

	Total Offense					Rank		Scoring		Rank		Fumbles	Penalties No.-Yds.	Punt No.-Avg.	Return Yards			KO
	Att.	Yds.	Att.	Game	TD	SEC	NCAA	Pts.	Game	SEC	NCAA				Punt	Int.	Fum.	
1950	561	1656	3.0	165.6	—	—	—	31	3.1	—	—	—	—	68-38.8	—	—	—	—
1951	—	—	—	—	—	—	—	—	—	—	—	—	—	—	—	—	—	—
1952	628	2345	3.7	234.5	—	—	—	139	13.9	—	—	—	—	84-40.1	—	—	—	695
1953	607	3398	5.6	339.8	34	—	—	257	25.7	—	—	34-25	51-435	42-32.4	421	381	—	472
1954	634	3491	5.5	349.1	35	—	—	243	24.3	—	—	16-8	56-557	41-34.9	227	211	—	382
1955	549	3121	5.7	312.1	28	—	—	211	21.1	—	—	25-15	67-691	49-33.4	199	297	—	384
1956	670	3749	5.6	374.9	25	—	—	174	17.4	—	—	28-14	76-758	48-34.7	269	26	—	404
1957	637	2884	4.5	288.4	27	—	—	207	20.7	—	—	22-12	70-679	63-36.2	263	325	—	267
1958	649	3194	4.9	319.4	25	—	—	173	17.3	—	—	18-10	72-684	61-34.0	345	84	—	338
1959	570	2671	4.7	267.1	22	—	—	174	17.4	—	—	26-16	57-563	65-37.9	396	224	—	389
1960	561	2568	4.6	256.8	15	—	—	155	15.5	—	—	26-7	64-616	55-36.7	261	323	—	598
1961	573	2437	4.3	243.7	20	—	—	174	17.4	—	—	21-16	60-546	55-36.9	285	288	—	495
1962	659	2983	4.5	298.3	21	—	—	173	17.3	—	—	27-20	57-575	58-40.1	376	218	—	707
1963	594	2667	4.5	266.7	21	—	—	189	18.9	—	—	24-17	67-592	56-40.5	247	217	—	457
1964	596	2659	4.5	265.9	16	—	—	123	12.3	—	—	—	—	57-39.9	—	—	—	423
1965	596	2757	4.6	275.7	19	—	—	165	16.5	—	—	—	—	54-39.9	—	78	—	—
1966	567	2221	3.9	222.1	10	—	—	104	10.4	—	—	—	—	62-39.8	269	159	—	707
1967	682	3018	4.4	301.8	29	—	—	237	23.7	—	—	29-14	41-315	59-41.3	487	143	—	469
1968	697	2740	3.9	274.0	24	—	—	223	22.3	—	—	30-18	50-512	80-37.0	224	283	—	712
1969	765	4233	5.5	423.3	45	—	—	363	36.3	—	—	24-17	54-489	58-37.9	466	428	—	436
1970	684	4850	7.1	485.0	43	—	—	355	35.5	—	—	32-24	—	38-39.1	453	216	—	596
1971	666	3722	5.6	372.2	41	—	—	313	31.3	—	—	26-16	40-335	48-40.1	226	244	—	526
1972	657	2602	4.0	260.2	21	—	—	185	18.5	—	—	17-7	28-270	73-39.5	247	281	—	539
1973	677	2307	3.4	209.7	18	—	—	153	13.9	—	—	36-20	40-443	79-39.0	642	181	—	578
1974	760	3712	4.9	337.5	29	—	—	260	23.6	—	—	27-14	41-414	52-37.5	580	195	—	439
1975	669	3040	4.5	276.4	17	—	—	174	15.8	—	—	29-20	45-391	49-40.9	195	38	—	865
1976	748	3458	4.6	314.4	23	—	—	194	17.6	—	—	38-20	49-510	56-40.9	137	3	—	790
1977	755	3539	4.7	321.7	22	—	—	204	18.5	—	—	42-24	63-404	57-40.1	142	109	—	874
1978	781	3731	4.8	339.2	28	—	—	238	21.6	—	—	38-12	55-550	67-42.6	128	230	—	614
1979	727	4236	5.8	385.1	40	—	—	330	30.0	—	—	33-16	74-742	50-42.4	165	234	—	655
1980	780	4016	5.1	365.1	28	—	—	235	21.4	—	—	40-20	64-667	57-39.0	162	125	—	571
1981	760	3124	4.1	284.0	21	—	—	186	16.9	—	—	48-22	57-493	65-42.3	250	105	—	479
1982	757	3894	5.1	354.0	29	—	—	241	21.9	—	—	21-12	55-436	71-40.5	412	129	—	339
1983	768	4210	5.5	382.7	35	—	—	302	27.5	—	—	26-12	48-320	55-40.0	265	88	—	395
1984	911	4941	5.4	449.2	40	—	—	339	30.8	—	—	33-13	66-533	63-39.3	277	31	—	882
1985	808	4594	5.7	417.6	41	—	—	328	29.8	—	—	19-8	71-563	57-45.8	334	280	—	397
1986	766	4580	6.0	416.4	45	1	—	379	34.5	1	—	19-10	68-595	49-44.1	327	226	—	456
1987	755	3839	5.1	349.0	32	—	—	298	27.1	—	—	22-12	63-500	60-39.3	285	296	—	483
1988	803	4777	5.9	434.3	40	—	—	331	30.1	—	—	18-8	101-870	52-41.3	243	182	—	554
1989	786	4069	5.2	369.9	29	—	—	253	23.0	—	—	22-11	41-360	57-37.4	238	31	—	509
1990	797	4062	5.1	369.3	26	—	—	256	23.3	—	—	19-9	69-620	66-34.8	395	37	—	673
1991	767	3806	5.0	346.0	24	6	—	233	21.2	8	—	25-12	62-595	60-36.8	548	117	—	805
1992	778	3491	4.5	317.4	22	8	—	228	20.7	7	—	23-9	55-488	67-42.4	353	80	—	562
1993	800	4620	5.8	420.0	41	4	25	353	32.1	3	18	23-14	66-551	51-46.9	264	423	1	537
1994	762	4519	5.9	410.8	40	4	21	359	32.6	2	13	21-11	71-595	54-44.5	178	395	9	418
1995	788	5049	6.4	459.0	54	2	9	424	38.5	2	5	16-6	62-570	41-40.2	265	121	45	687
1996	785	4260	5.4	387.3	43	4	41	366	33.3	3	17	17-9	73-644	53-40.2	241	203	17	496
1997	771	4168	5.4	347.3	35	7	—	319	26.6	6	—	29-12	75-616	66-41.9	200	280	51	640
1998	716	2972	4.2	270.2	17	11	—	166	15.1	11	—	25-14	51-421	73-39.0	162	109	8	732
1999	736	3241	4.4	294.6	27	11	100	233	21.2	10	88	16-9	58-465	66-41.6	220	234	5	781
2000	816	4280	5.2	356.7	33	7	70	288	24.0	t7	t68	21-11	82-650	66-42.6	219	63	1	784
2001	740	3947	5.3	358.8	28	10	73	244	22.2	10	86	25-12	84-749	52-43.8	346	172	0	824
2002	862	5038	5.8	387.5	50	3	44	388	29.8	3	38	23-13	108-754	56-42.0	530	247	34	622
2003	864	4891	5.7	376.2	42	6	61	342	26.3	8	66	19-11	74-652	68-42.3	460	39	0	697
2004	861	5469	6.4	420.7	52	2	25	417	32.1	1	18	17-12	80-686	49-41.0	429	118	20	332
2005	820	4918	6.0	409.8	47	1	37	386	32.2	1	30	17-10	67-538	47-44.5	241	67	23	711
2006	752	4172	5.5	320.9	35	9	76	322	24.8	8	56	18-10	72-595	47-45.7	153	169	124	934
2007	899	4357	4.8	335.2	35	10	97	315	24.2	9	84	15-9	80-619	66-42.5	310	238	91	904
2008	810	3635	4.5	302.9	19	8	104	208	17.3	t10	t110	23-13	74-568	78-41.2	273	176	15	956
2009	914	5613	6.1	431.8	49	2	16	433	33.3	3	17	28-14	97-847	68-39.9	107	243	0	1493
2010	948	6989	7.4	499.2	72	1	7	577	41.2	1	7	20-10	79-745	42-37.9	136	95	47	1482
2011	828	4392	5.3	337.8	37	8	100	334	25.7	7	70	17-8	75-676	73-40.8	155	180	9	1356
2012	695	3660	5.3	305.0	24	14	115	224	18.7	13	112	20-10	75-601	70-39.8	161	72	7	808
2013	1014	7018	6.9	501.3	68	2	11	553	39.5	2	12	30-11	70-569	56-42.6	377	112	11	936
2014	939	6305	6.7	485.0	55	2	16	461	35.5	4	25	18-13	92-896	52-40.7	303	130	0	701
2015	893	4810	5.4	370.0	39	10	94	357	27.5	8	75	19-5	62-603	55-41.0	179	144	82	950
2016	934	5730	6.1	440.8	45	6	43	406	31.2	6	49	18-8	61-475	48-41.5	171	83	13	438
2017	1024	6323	6.2	451.6	55	3	26	474	33.9	4	27	21-14	63-537	57-39.5	179	82	59	627
2018	894	5069	5.7	389.9	46	11	78	402	30.9	8	47	26-8	83-737	57-44.0	344	173	43	452

# Year-By-Year Team Statistics

## Opponents' Offense/Auburn Defense

Year	G	First Downs				Rushing			Avg. Game	TDs	Rank		Passing			Yds	Pct	Avg. Game		Rank	
		Tot.	Rush	Pass	Pen	Att.	Yds	Att.			SEC	NCAA	C	A	I			Yds	TDs	SEC	NCAA
1952	10	—	—	—	—	502	2028	4.0	202.8	—	—	79	-173	-15	1195	45.7	119.5	5	—	—	
1953	10	109	71	30	8	422	1466	3.5	146.6	13	—	49	-127	-20	882	38.6	88.2	7	—	—	
1954	10	102	74	23	5	401	1443	3.6	144.3	6	—	44	-105	-12	606	41.9	60.6	5	—	—	
1955	10	95	62	29	4	405	1078	2.7	107.8	8	—	49	-126	-14	754	38.9	75.4	6	—	—	
1956	10	106	76	25	5	431	1555	3.6	155.5	11	—	45	-109	-4	528	41.3	52.8	4	—	—	
1957	10	82	50	24	8	390	674	1.7	67.4	0	—	60	-139	-20	656	43.2	65.6	3	—	—	
1958	10	82	42	32	8	370	796	2.2	79.6	4	—	70	-151	-9	779	46.4	77.9	4	—	—	
1959	10	98	62	27	9	381	1189	3.1	118.9	4	—	62	-173	-14	636	35.8	63.6	3	—	—	
1960	10	98	64	27	7	394	1151	2.9	115.1	5	—	46	-132	-21	590	34.8	59.0	3	—	—	
1961	10	133	89	35	9	429	1443	3.4	144.3	13	—	67	-176	-15	797	38.1	79.7	4	—	—	
1962	10	104	57	36	11	411	927	2.3	92.7	7	—	80	-188	-12	1043	42.6	104.3	11	—	—	
1963	10	111	60	38	13	404	1081	2.7	108.1	6	—	76	-180	-15	869	42.2	86.9	6	—	—	
1964	10	80	43	29	8	376	819	2.2	81.9	3	—	59	-119	-7	828	49.6	82.8	6	—	—	
1965	10	—	—	—	—	421	936	2.2	93.6	8	—	113	-209	-9	1660	54.1	166.0	13	—	—	
1966	10	—	—	—	—	454	1427	3.1	142.7	5	—	121	-277	-9	1462	43.7	146.2	9	—	—	
1967	10	133	76	50	7	472	1276	2.7	127.6	10	—	92	-214	-19	1117	43.0	111.7	4	—	—	
1968	10	163	56	99	8	408	883	2.2	88.3	9	—	190	-393	-25	2045	48.3	204.5	10	—	—	
1969	10	132	53	68	11	392	796	2.0	79.6	6	—	143	-339	-34	1639	42.2	163.9	10	—	—	
1970	10	169	96	64	9	528	1621	3.1	162.1	9	—	113	-239	-24	1320	47.3	132.0	8	—	—	
1971	10	165	99	58	8	523	1601	3.1	160.1	10	—	105	-218	-14	1115	48.2	111.5	7	—	—	
1972	10	142	72	66	4	411	1333	3.2	133.3	7	—	126	-259	-22	1534	48.6	153.4	11	—	—	
1973	11	175	106	61	8	524	1936	3.7	176.0	10	—	116	-262	-16	1252	44.3	113.8	8	—	—	
1974	11	155	97	50	8	516	1817	3.5	165.2	8	—	82	-180	-15	1149	45.6	104.5	6	—	—	
1975	11	218	152	52	14	660	2973	4.5	270.3	19	—	73	-151	-3	980	48.3	89.1	12	—	—	
1976	11	209	142	59	8	577	2630	4.6	239.1	25	—	79	-158	-6	1420	50.0	129.1	11	—	—	
1977	11	198	133	57	8	588	2362	4.0	214.7	22	—	95	-193	-11	1230	49.2	111.8	7	—	—	
1978	11	189	99	80	10	476	1565	3.3	142.3	12	—	138	-262	-19	1903	52.7	173.0	10	—	—	
1979	11	231	127	89	15	558	2106	3.8	191.5	20	—	153	-275	-15	2174	55.6	197.6	10	—	—	
1980	11	194	106	67	21	495	1900	3.8	172.7	21	—	131	-250	-16	1494	52.4	135.8	11	—	—	
1981	11	180	86	76	18	493	1546	3.1	140.5	10	—	160	-279	-13	1615	57.3	146.8	10	—	—	
1982	11	198	108	76	14	479	1825	3.8	165.9	13	—	157	-295	-17	1800	53.2	163.6	6	—	—	
1983	11	182	85	90	7	422	1353	3.2	123.0	6	—	162	-305	-11	2098	53.1	190.7	15	—	—	
1984	11	196	100	97	9	497	1674	3.4	152.2	15	—	155	-290	-11	2171	53.4	197.4	14	—	—	
1985	11	169	78	83	8	417	1451	3.5	131.9	9	—	128	-278	-18	1829	46.0	166.3	9	—	—	
1986	11	186	77	96	13	409	1325	3.2	120.5	5	1	176	-365	-22	1847	48.2	167.9	6	8	—	
1987	11	175	85	80	10	437	1380	3.2	125.5	7	—	153	-315	-22	1632	48.6	148.4	4	—	—	
1988	11	137	49	76	12	334	695	2.1	63.2	3	—	159	-332	-11	1704	47.9	154.9	6	—	—	
1989	11	159	76	78	5	408	1270	3.1	115.5	8	—	141	-278	-11	1686	50.7	153.3	3	—	—	
1990	11	165	78	74	13	430	1311	3.0	119.2	13	—	159	-308	-9	1691	51.6	153.7	9	—	—	
1991	11	197	104	79	14	512	1711	3.3	155.5	19	5	136	-264	-14	1868	51.5	169.8	6	6	—	
1992	11	154	70	71	13	429	1272	3.0	115.6	10	3	117	-270	-16	1565	43.3	142.3	10	2	6	
1993	11	166	72	82	12	350	1406	4.0	127.8	7	4	153	-349	-15	2039	43.8	185.4	15	5	9*	
1994	11	192	82	100	10	416	1275	3.1	115.9	6	2	177	-345	-22	2288	51.3	208.0	16	9	33	
1995	11	217	93	112	12	422	1647	3.9	149.7	12	9	180	-348	-7	2588	51.7	235.3	16	8	33	
1996	11	217	85	120	12	434	1443	3.3	131.2	17	6	190	-361	-22	2631	52.6	239.2	15	7	39	
1997	12	211	78	122	11	417	1370	3.3	114.2	9	5	225	-413	-13	2755	54.5	229.6	18	7	—	
1998	11	170	78	86	6	403	1311	3.3	119.2	12	4	177	-312	-19	2063	56.7	187.5	14	2	43	
1999	11	220	76	132	12	358	1133	3.2	103.0	11	7	251	-443	-18	2865	56.7	260.5	16	11	—	
2000	12	194	67	110	17	356	1180	3.3	98.3	6	3	229	-415	-16	2460	55.2	205.0	22	5	41	
2001	11	197	72	101	24	379	1466	3.9	133.3	17	6	185	-348	-15	2369	53.2	215.4	15	5	52	
2002	13	230	96	116	18	467	1842	3.9	141.7	17	6	235	-425	-21	2424	55.3	186.5	9	6	26	
2003	13	193	71	109	13	440	1204	2.7	92.6	8	2	193	-362	-11	2457	53.3	189.0	15	5	23	
2004	13	187	77	93	17	413	1354	3.3	104.2	4	2	200	-367	-16	2255	54.5	173.5	15	3	10	
2005	12	193	81	97	15	396	1395	3.5	116.3	11	5	202	-360	-8	2388	56.1	199.0	8	7	32	
2006	13	219	94	106	19	434	1614	3.7	124.2	8	6	185	-339	-10	2186	54.6	168.2	13	3	14	
2007	13	207	87	99	21	452	1621	3.6	124.7	13	5	223	-403	-14	2252	55.3	173.2	11	2	6	
2008	12	204	85	101	18	408	1667	4.1	138.9	7	8	199	-369	-11	2146	53.9	178.8	19	5	19	
2009	13	268	109	127	32	493	2029	4.1	156.1	25	10	253	-452	-17	2834	56.0	218.0	19	10	t57	
2010	14	299	104	167	28	448	1527	4.4	109.1	16	1	325	-515	-12	3630	63.1	259.3	25	12	108	
2011	13	291	138	135	18	531	2460	3.6	189.2	19	11	250	-395	-11	2844	63.3	189.2	23	12	51	
2012	12	263	120	121	22	484	2371	4.9	197.6	23	14	235	-358	-2	2675	65.6	222.9	20	8	47	
2013	14	288	116	152	20	495	2270	4.6	162.1	19	10	286	-494	-13	3620	57.9	258.6	19	13	100	
2014	13	287	119	131	37	493	2194	4.5	168.8	22	10	243	-421	-22	2991	57.7	230.1	22	12	68	
2015	13	295	131	142	22	523	2375	4.5	182.7	24	11	278	-458	-14	2892	60.7	222.5	13	11	63	
2016	13	250	95	137	18	462	1726	3.7	132.8	8	3	270	-466	-11	2979	57.9	229.2	14	9	67	
2017	14	233	100	111	22	529	1918	3.6	137.0	11	5	232	-428	-6	2553	54.2	182.4	16	4	19	
2018	13	249	97	122	30	475	1809	3.8	139.2	9	6	234	-422	-14	2853	55.5	219.5	16	6	31	

# Year-By-Year Team Statistics

## Opponents' Offense/Auburn Defense

	Total Offense				TD	Rank		Scoring		Rank		Fumbles	Penalties	Punt	Return Yards			
	Att.	Yds.	Att.	Game		SEC	NCAA	Pts.	Game	SEC	NCAA		No.-Yds.	No.-Avg.	Punt	Int.	Fum.	KO
1952	675	3223	4.8	322.3	—	—	—	208	20.8	—	—	—	—	78-37.0	—	—	—	613
1953	549	2348	4.3	234.8	20	—	—	138	13.8	—	—	31-18	41-350	66-35.0	86	33	—	913
1954	506	2049	4.0	204.9	11	—	—	73	7.3	—	—	32-21	41-347	57-35.3	84	82	—	761
1955	531	1832	3.5	183.2	14	—	—	98	9.8	—	—	29-12	37-341	59-35.7	128	148	—	751
1956	540	2083	3.9	208.3	15	—	—	117	11.7	—	—	17-8	52-492	68-37.8	244	81	—	554
1957	529	1330	2.5	133.0	3	—	—	28	2.8	—	—	38-22	35-383	71-36.9	216	240	—	689
1958	521	1575	3.0	157.5	8	—	—	62	6.2	—	—	23-11	44-390	87-38.9	81	159	—	736
1959	554	1825	3.3	182.5	7	—	—	58	5.8	—	—	28-15	44-374	79-37.8	223	141	—	686
1960	526	1741	3.3	174.1	8	—	—	80	8.0	—	—	17-11	31-258	59-37.9	79	183	—	701
1961	605	2240	3.7	224.0	17	—	—	137	13.7	—	—	15-12	45-381	58-36.7	240	120	—	685
1962	599	1970	3.3	197.0	18	—	—	168	16.8	—	—	21-12	47-485	80-37.5	450	194	—	784
1963	584	1950	3.3	195.0	12	—	—	103	10.3	—	—	26-18	53-452	69-35.2	420	70	—	759
1964	495	1647	3.3	164.7	9	—	—	91	9.1	—	—	—	—	77-37.3	—	—	—	691
1965	630	2596	4.1	259.6	21	—	—	162	16.2	—	—	—	—	66-37.0	—	181	—	—
1966	731	2889	4.0	288.9	14	—	—	162	16.2	—	—	—	—	63-39.5	310	34	—	480
1967	686	2393	3.5	239.3	14	—	—	123	12.3	—	—	20-11	46-404	90-36.2	227	98	—	430
1968	801	2928	3.7	292.8	19	—	—	149	14.9	—	—	28-18	56-561	87-36.8	107	138	—	605
1969	731	2435	3.3	243.5	16	—	—	137	13.7	—	—	19-12	43-449	88-39.7	67	151	—	1129
1970	767	2941	3.8	294.1	17	—	—	149	14.9	—	—	21-11	—	69-39.9	67	100	—	1064
1971	741	2716	3.7	271.6	17	—	—	132	13.2	—	—	22-16	49-500	63-40.2	104	124	—	920
1972	670	2867	4.3	286.7	18	—	—	138	13.8	—	—	23-8	52-508	78-34.5	166	205	—	591
1973	786	3188	4.1	289.8	18	—	—	159	14.5	—	—	17-9	51-478	78-39.9	31	189	—	476
1974	696	2966	4.3	269.6	14	—	—	126	11.5	—	—	30-19	46-471	68-39.8	46	48	—	900
1975	811	3953	4.9	359.4	31	—	—	243	22.1	—	—	33-13	52-511	55-37.0	56	74	—	703
1976	735	4050	5.5	368.2	36	—	—	267	24.3	—	—	31-20	46-391	58-37.1	46	90	—	309
1977	781	3592	4.6	326.5	29	—	—	243	22.1	—	—	29-19	55-431	57-40.1	100	180	—	800
1978	738	3468	4.7	315.3	22	—	—	191	17.4	—	—	31-17	54-452	72-38.3	91	69	—	789
1979	833	4280	5.1	389.1	30	—	—	238	21.6	—	—	32-19	58-404	48-38.5	29	20	—	1015
1980	745	3394	4.6	308.5	32	—	—	238	21.6	—	—	16-7	53-451	67-41.2	229	109	—	676
1981	772	3161	4.1	287.4	20	—	—	166	15.1	—	—	25-16	59-589	69-41.4	187	119	—	577
1982	774	3625	4.7	329.5	19	—	—	171	15.5	—	—	25-12	53-512	73-43.0	162	18	—	661
1983	727	3451	4.7	313.7	21	—	—	179	16.3	—	—	21-14	57-474	68-42.2	240	3	—	610
1984	787	3845	4.9	349.5	29	—	—	239	21.7	—	—	27-10	68-526	74-41.4	184	30	—	820
1985	696	3280	4.7	298.2	18	—	—	172	15.6	—	—	15-4	63-428	73-42.7	164	85	—	724
1986	774	3172	4.1	288.4	11	2	—	115	10.5	1	—	25-15	51-430	72-39.6	165	54	—	1094
1987	752	3012	4.0	273.8	11	—	—	116	10.5	—	—	21-17	50-458	66-41.1	303	80	—	902
1988	666	2399	3.6	218.1	9	—	—	79	7.2	—	—	31-15	63-526	84-40.0	106	31	—	1080
1989	686	2956	4.3	268.7	11	—	—	117	10.6	—	—	23-12	52-453	74-41.3	179	127	—	912
1990	738	3002	4.1	272.9	22	—	—	193	17.5	—	—	21-12	63-536	80-40.5	279	92	—	950
1991	776	3579	4.6	325.4	25	5	38	214	19.5	5	37	28-13	69-566	73-40.3	173	89	—	637
1992	699	2837	4.1	257.9	20	2	5	205	18.6	6	35	30-11	67-519	76-41.1	214	269	—	881
1993	698	3445	4.9	313.2	22	4	15	192	17.5	4	19	17-10	69-639	73-40.0	418	49	12	889
1994	761	3563	4.7	323.9	22	6	29	199	18.1	4	22	16-11	86-778	65-39.8	319	103	46	938
1995	770	4235	5.5	385.0	28	10	—	240	21.8	6	43	19-12	82-672	50-41.3	111	29	28	1037
1996	795	4074	5.1	370.4	32	12	63	248	22.5	8	47	23-14	83-619	55-40.2	241	115	25	579
1997	830	4125	5.0	343.8	27	6	38	233	19.4	6	28	27-15	79-609	70-42.1	432	174	88	631
1998	715	3374	4.7	306.7	26	4	19	235	21.4	6	38	20-12	72-532	64-38.7	271	255	31	557
1999	801	3998	5.0	363.5	27	10	55	236	21.5	7	t33	16-9	69-505	57-39.1	231	199	9	593
2000	771	3640	4.7	303.3	28	3	14	235	19.6	4	28	19-8	72-570	71-40.1	331	173	0	462
2001	727	3835	5.3	348.6	32	4	39	265	24.1	7	48	16-9	70-614	58-40.9	222	220	47	537
2002	892	4266	4.8	328.2	26	7	26	231	17.8	4	13	30-11	108-864	69-41.4	311	77	87	607
2003	802	3661	4.6	281.6	23	3	5	212	16.3	3	9	26-10	74-574	87-41.3	256	169	16	714
2004	780	3609	4.6	277.6	19	3	5	147	11.3	1	1	15-9	95-750	83-38.4	147	118	2	692
2005	756	3783	5.0	315.3	19	6	19	186	15.5	3	6	22-7	78-567	67-40.3	203	88	10	777
2006	773	3800	4.9	292.3	21	4	19	181	13.9	3	7	25-15	59-472	59-40.8	177	134	5	237
2007	855	3873	4.5	297.9	24	2	6	220	16.9	1	6	23-10	90-715	78-41.9	169	122	0	1166
2008	777	3813	4.9	317.8	26	7	29	216	18.0	4	14	20-7	59-500	81-40.3	197	123	8	838
2009	945	4863	5.1	374.1	44	11	68	358	27.5	12	79	14-7	59-466	69-42.3	168	77	1	1624
2010	963	5157	5.4	368.4	41	9	60	337	24.1	8	53	21-10	69-565	66-40.4	50	45	7	1772
2011	926	5304	5.7	408.0	41	11	81	376	28.9	11	78	26-12	72-539	57-39.9	62	231	0	619
2012	842	5046	6.0	420.5	43	13	79	340	28.3	10	66	15-11	51-410	55-43.3	4	155	0	233
2013	989	5890	6.0	420.7	38	12	86	346	24.7	9	48	16-6	80-600	76-43.9	35	64	35	722
2014	914	5185	5.7	398.8	44	9	64	347	26.7	10	62	22-5	57-467	59-41.1	148	95	0	717
2015	981	5267	5.4	405.2	37	13	71	338	26.0	11	54	20-5	61-472	46-41.2	87	131	0	381
2016	928	4705	5.1	361.9	22	5	28	222	17.1	4	7	21-6	79-639	72-39.3	19	50	0	342
2017	957	4471	4.7	319.4	27	5	14	259	18.5	3	12	24-13	84-679	89-42.2	160	52	67	680
2018	897	4662	5.2	358.6	25	8	38	249	19.2	4	14	18-8	90-719	73-39.2	37	44	13	311

# SEC Statistical Leaders

## Team

### Scoring Offense (1933)

Year	Points	Points/Gm
1953	257	25.7
1969	363	36.3
1970	355	35.5
1985	328	29.8
1986	379	34.5
1988	331	30.1
2004	417	32.1
2005	386	32.2
2010	577	41.2

### Scoring Defense (1933)

Year	Points	Pts/Gm
1957	28	2.8
1986	115	10.5
1987	116	10.6
1988	79	7.2
1989	117	10.6
2004	147	11.3
2007	220	16.9

### Rushing Offense (1948)

Year	Att	Yards	Yds/Gm
1953	467	2,255	225.5
1954	507	2,496	249.6
1955	464	2,413	241.3
1956	515	2,760	276.0
1969	471	2,241	224.1
1983	600	3,231	293.7
1984	673	3,086	257.2
1985	620	3,438	312.5
1995	413	2,158	196.2
2013	729	4,596	328.3
2016	645	3,527	271.3

\*\*Auburn led the nation in rushing yards and yards per game for the 2013 season.

### Passing Offense (1948)

Year	Att-Cmp	Yards	Yds/Gm
1958	179-86	1,211	121.1
1962	258-122	1,512	151.2
1970	311-181	2,885	288.5
1971	316-180	2,277	227.7

### Total Offense (1948)

Year	Att	Yards	Yds/Gm
1953	607	3,398	339.8
1956	670	3,749	374.9
1958	649	3,194	319.4
1970	684	4,850	485.0
1984	911	4,923	410.2
1985	808	4,594	417.6
1986	766	4,590	417.3
1988	804	4,774	434.0
2005	820	4,918	409.8
2010	948	6,989	499.2

### Rushing Defense (1948)

Year	Att	Yards	Yds/Gm
1955	405	1,078	107.8
1957	390	674	67.4
1958	370	796	79.6
1964	354	819	81.9
1986	409	1,325	120.5
1987	437	1,380	125.5
1988	334	695	63.2
2010	448	1,427	109.1

### Pass Defense (1948)

Year	Att-Cmp	Yards	Yds/Gm
1975	150-73	980	89.1

### Total Defense (1948)

Year	Att	Yds	Yds/Gm
1955	531	1,832	183.2
1957	529	1,330	133.0
1958	521	1,575	157.5
1964	495	1,647	164.7
1988	667	2,399	218.1

### Net Punting (1988)

Year	No.	Avg.	Net Avg.
1992	67	42.4	39.2
1993	51	46.9	38.7
1994	54	44.5	38.5
2006	47	45.7	38.6

### Kickoff Returns (1988)

Year	No.	Yards	Avg.
2006	36	934	25.9
2011	55	1,356	24.7

## Individual

### Rushing (1948)

Year	Player	Att	Yds	Avg.
1954	Joe Childress	148	836	
1955	Fob James	123	879	
1956	Tommy Lorino	82	692	
1963	Jimmy Sidle	185	1,006	
1972	Terry Henley	216	843	93.7
1978	Joe Cribbs	253	1,205	120.5
1979	James Brooks	163	1,208	109.8
1985	Bo Jackson	278	1,786	162.4
1986	Brent Fullwood	167	1,391	126.5
1993	James Bostic	199	1,205	109.6
1994	Stephen Davis	221	1,263	114.8
2000	Rudi Johnson	324	1,567	130.6
2005	Kenny Irons	256	1,293	107.8
2010	Cam Newton	264	1,473	105.2
2013	Tre Mason	317	1,816	129.7
2014	Cameron Artis-Payne	303	1,608	123.7
2016	Kamryn Pettway	209	1,224	122.4
2017	Kerryon Johnson	285	1,391	115.9

Ranked on Total Yards until 1969; Yards per Game beginning 1970

### Passing (1948)

Year	Player	A-C-I, TD	Yds	Rtg
1970	Pat Sullivan	281-167-12, 17	2,586	148.09
1988	Reggie Slack	279-168-11, 9	2,230	130.11
2004	Jason Campbell	270-188-7, 20	2,700	172.90
2010	Cam Newton	280-185-7, 30	2,854	182.00

Ranked on Total Yards until 1966; Efficiency Rating beginning in 1967

### Receiving (1948)

Year	Player	Rec	Yds	RPG
1954	Jim Pyburn	28	460	
1956	Jimmy Phillips	23	383	
1971	Terry Beasley	55	846	5.5

Ranked on Total Yards until 1951; Total Receptions beginning 1952; Receptions per Game beginning 1970

### Sacks (2004)

Year	Player	Sacks	Avg/Gm
2009	Antonio Coleman	10.0	0.77
2010	Nick Fairley	11.5	0.82
2013	Dee Ford	10.5	0.88

### Total Offense (1948)

Year	Player	Rush-Pass	Total	Avg.
1954	Bobby Freeman	267-865	1,132	
1958	Lloyd Nix	283-682	965	
1963	Jimmy Sidle	1,006-706	1,712	
1967	Loran Carter	65-1,307	1,372	
1970	Pat Sullivan	270-2,586	2,856	285.6
1971	Pat Sullivan	84-2,012	2,096	209.6
2010	Cam Newton	1,473-2,854	4,327	309.1

Ranked on Total Yards until 1969; Yards per Game beginning 1970

### Scoring (1933)

Year	Player	TD	PAT-FG	Pts.	Avg.
1954	Joe Childress	7	20-1	65	
1970	Terry Beasley	12	0-0	72	7.2
1978	Joe Cribbs	16	2-0	98	9.8
1979	Joe Cribbs	15	4-0	94	8.5
1985	*Bo Jackson	17	0-0	102	9.3
1995	*Stephen Davis	17	0-0	102	9.3
2016	Daniel Carlson	1	28-44	134	10.3
2017	Kerryon Johnson	20	0-0	120	10.0

\*Tied  
Ranked on Total Points until 1969; Points per Game beginning 1970

### Punting (1948)

Year	Player	Att	Yds	Avg.
1963	Joe Kilgore	51	2,106	41.3
1975	Clyde Baumgarner	49	2,004	40.9
1985	Lewis Colbert	57	2,610	45.8
1993	Terry Daniel	51	2,393	46.9
1994	Terry Daniel	53	2,358	44.5
2005	Kody Bliss	44	1,975	44.9
2006	Kody Bliss	47	2,149	45.7

### Kickoff Returns (1959)

Year	Player	Ret	Yds	Avg.
1977	James Brooks	27	654	24.2
1979	James Brooks	21	577	27.5
2006	Tristan Davis	28	756	27.0
2008	Tristan Davis	24	657	27.4
2009	Demond Washington	16	497	31.1
2011	Tre Mason	24	633	26.4

### Punt Returns (1959)

Year	Player	Ret	Yds	Avg.
1967	Jimmy Carter	38	473	12.4
1973	Mike Fuller	20	381	19.1
1974	Mike Fuller	30	502	16.7
1982	Lionel James	25	394	15.8
2008	Robert Dunn	15	240	16.0
2013	Chris Davis	17	318	18.7
2014	Quan Bray	15	272	18.1

### Interceptions (1960)

Year	Player	Int.	Yds	TD
1960	Bryant Harvard	6	113	0
1961	Jimmy Burson	4	74	0
1969	Buddy McClinton	9	92	0
1977	James McKinney	5	49	0
1994	Brian Robinson	8	140	1
2001	Karlos Dansby	5	41	0
2004	*Junior Rosegreen	6	48	0

### Notes

(year)-- Indicates year SEC began to record each stat  
\*tied



# All-Time Results



## GEORGE PETRIE

Responsible for forming the first Auburn football team and arranging the first game, a 10-0 victory over Georgia Feb. 20, 1892 at Piedmont Park, Atlanta


<b>1892</b>	<b>2-2</b> George Petrie
-------------	-----------------------------

2/20	vs. Georgia	Atlanta, GA	10-0	W
11/22	vs. Duke	Atlanta, GA	6-34	L
11/23	vs. North Carolina	Atlanta, GA	0-64	L
11/25	at Georgia Tech	Atlanta, GA	26-0	W



## D.M. BALLIET

Only game coached at Auburn was the Tigers' first win over Alabama 32-22 at Lakeview Park, Birmingham, Feb. 22, 1893



## G.H. HARVEY

Coached 1893 "Fall" season with wins over Alabama and Vanderbilt

<b>1893</b>	<b>3-0-2</b> G.H. Harvey and D.M. Balliet
-------------	--

2/22	vs. Alabama	Birmingham	32-22	W
11/6	vs. Vanderbilt	Montgomery	30-10	W
11/18	vs. Sewanee	Atlanta, GA	14-14	T
11/30	vs. Alabama	Montgomery	40-16	W
12/7	at Georgia Tech	Atlanta, GA	0-0	T



## F.M. HALL

The first to coach an exclusively Fall season at Auburn

<b>1894</b>	<b>1-3</b> F.M. Hall
-------------	-------------------------

11/4	vs. Vanderbilt	Montgomery	4-20	L
11/17	at Georgia Tech	Atlanta, GA	94-0	W
11/24	vs. Georgia	Atlanta, GA	8-10	L
11/29	vs. Alabama	Montgomery	0-18	L



## JOHN HEISMAN

Auburn's first "head" football coach, the namesake of college football's highest honor, was 12-4-2 in five years

<b>1895</b>	<b>2-1</b> John Heisman
-------------	----------------------------

11/9	at Vanderbilt	Nashville, TN	6-9	L
11/23	at Alabama	Tuscaloosa	48-0	W
11/28	vs. Georgia	Atlanta, GA	16-6	W

<b>1896</b>	<b>3-1</b> John Heisman
-------------	----------------------------

10/6	at Mercer	Macon, GA	46-0	W
11/7	GEORGIA TECH	AUBURN	45-0	W
11/16	vs. Sewanee	Montgomery	38-6	W
11/26	vs. Georgia	Atlanta, GA	6-12	L

<b>1897</b>	<b>2-0-1</b> John Heisman
-------------	------------------------------

10/23	at Mercer	Macon, GA	26-0	W
10/29	at Nashville	Nashville, TN	14-4	W
10/30	at Sewanee	Sewanee, TN	0-0	T

<b>1898</b>	<b>2-1</b> John Heisman
-------------	----------------------------

11/5	GEORGIA TECH	AUBURN	29-6	W
11/14	NORTH CAROLINA	AUBURN	0-24	L
11/24	vs. Georgia	Atlanta, GA	18-17	W

<b>1899</b>	<b>3-1-1</b> John Heisman
-------------	------------------------------

10/14	GEORGIA TECH	AUBURN	63-0	W
10/21	MONTGOMERY	AUBURN	41-0	W
10/28	CLEMSON	AUBURN	34-0	W
11/18	vs. Georgia	Atlanta, GA	0-0	T
11/30	vs. Sewanee	Montgomery	10-11	L



## BILLY WATKINS

Coached Auburn's first undefeated, untied football team in 1900, going 4-0

<b>1900</b>	<b>4-0</b> Billy Watkins
-------------	-----------------------------

10/22	NASHVILLE	AUBURN	28-0	W
11/10	vs. Tennessee	Birmingham	23-0	W
11/17	vs. Alabama	Montgomery	53-5	W
11/30	vs. Georgia	Atlanta, GA	44-0	W

<b>1901</b>	<b>2-3-1</b> Billy Watkins
-------------	-------------------------------

10/19	vs. Nashville	Birmingham	5-23	L
10/26	NORTH CAROLINA	AUBURN	0-10	L
11/8	vs. Vanderbilt	Montgomery	0-41	L
11/15	at Alabama	Tuscaloosa	17-0	W
11/20	at LSU	Baton Rouge, LA	28-0	W
11/27	vs. Georgia	Atlanta, GA	0-0	T

### Scoring Values

	TD	FG	PAT
1889-97	4 pts	5 pts	2 pts
1989-1903	5 pts	5 pts	1 pt
1904-08	5 pts	4 pts	1 pt
1909-11	5 pts	3 pts	1 pt
1912-57	6 pts	3 pts	1 pt
Since 1958	6 pts	3 pts	1 pt kick

2 pts run/pass

Safety has always been 2 points

# All-Time Results



**ROBERT KENT**  
Was 2-2-1 in only season as head coach



**MIKE HARVEY**  
Coached two games in 1902 and was 0-2

## 1902 **2-4-1** Robert Kent, Mike Harvey

10/11	at Georgia Tech	Atlanta, GA	18-6	W
10/18	vs. Alabama	Birmingham	23-0	W
10/25	at Tulane	New Orleans, LA	0-0	T
10/27	at LSU	Baton Rouge, LA	0-5	L
11/6	vs. Sewanee	Birmingham	0-6	L
11/15	CLEMSON	AUBURN	0-16	L
11/27	VS. Georgia	Atlanta, GA	5-12	L



**BILLY BATES**  
Also coached just one season at AU, finishing 4-3

## 1903 **4-3** Billy Bates

10/3	MONTGOMERY A.C.	AUBURN	26-0	W
10/17	SAMFORD	AUBURN	58-0	W
10/23	vs. Alabama	Montgomery	6-18	L
10/31	vs. Sewanee	Montgomery	0-47	L
11/11	LSU	AUBURN	12-0	W
11/14	at Georgia Tech	Atlanta, GA	10-5	W
11/26	vs. Georgia	Atlanta, GA	13-22	L



**MIKE DONAHUE**  
Two different stints as coach (1904-06, 1908-22) leave him tied for second on AU's all-time victories list with 99. Also served as trainer, basketball coach, baseball coach, track coach and athletic director

## 1904 **5-0** Mike Donahue

10/15	at Clemson	Clemson, SC	5-0	W
10/22	vs. Nashville	Birmingham	10-0	W
10/29	GEORGIA TECH	AUBURN	12-0	W
11/12	vs. Alabama	Birmingham	29-5	W
11/24	vs. Georgia	Macon, GA	17-6	W

## 1905 **2-4** Mike Donahue

10/20	vs. Davidson	Birmingham	0-6	L
10/27	vs. Mississippi State	Columbus, MS	18-0	W
11/4	at Vanderbilt	Nashville, TN	0-54	L
11/11	CLEMSON	AUBURN	0-6	L
11/18	vs. Alabama	Birmingham	0-30	L
11/30	vs. Georgia	Macon, GA	20-0	W

## 1906 **1-5-1** Mike Donahue

10/8	MARYVILLE	AUBURN	0-0	T
10/13	GORDON	AUBURN	15-0	W
10/26	vs. Sewanee	Birmingham	5-10	L
11/3	at Georgia Tech	Atlanta, GA	0-11	L
11/10	at Clemson	Clemson, SC	4-6	L
11/17	vs. Alabama	Birmingham	0-10	L
11/29	vs. Georgia	Macon, GA	0-4	L



**W.S. KIENHOLZ**  
Popular among his players, Kienholz went 6-2-1 as the first coach of a nine-game schedule in his only season at Auburn.

## 1907 **6-2-1** W.S. Kienholz

10/5	SAMFORD	AUBURN	23-0	W
10/7	MARYVILLE	AUBURN	29-0	W
10/12	GORDON	AUBURN	34-0	W
10/19	vs. Sewanee	Birmingham	6-12	L
10/26	at Georgia Tech	Atlanta, GA	12-6	W
11/2	CLEMSON	AUBURN	12-0	W
11/9	MERCER	AUBURN	63-0	W
11/16	vs. Alabama	Birmingham	6-6	T
11/28	vs. Georgia	Macon, GA	0-6	L

## 1908 **6-1** Mike Donahue

10/3	at Samford	Birmingham	18-0	W
10/10	GORDON	AUBURN	42-0	W
10/17	at Mercer	Macon, GA	23-0	W
10/24	vs. Sewanee	Birmingham	6-0	W
10/31	LSU	AUBURN	2-10	L
11/7	at Georgia Tech	Atlanta, GA	44-0	W
11/27	vs. Georgia	Montgomery	23-0	W

## 1909 **5-2** Mike Donahue

10/2	vs. Samford	Montgomery	11-0	W
10/9	GORDON	AUBURN	46-0	W
10/16	at Mercer	Macon, GA	23-5	W
10/23	at Vanderbilt	Nashville, TN	0-17	L
11/6	at Georgia Tech	Atlanta, GA	17-5	W
11/13	vs. Sewanee	Birmingham	11-12	L
11/25	vs. Georgia	Montgomery	9-0	W

## 1910 **6-1** Mike Donahue

10/8	MISSISSIPPI STATE	AUBURN	6-0	W
10/15	at Samford	Birmingham	78-0	W
10/22	CLEMSON	AUBURN	17-0	W
10/29	at Texas	Austin, TX	0-9	L
11/5	at Georgia Tech	Atlanta, GA	16-0	W
11/12	vs. Tulane	Gulfport, MS	33-0	W
11/24	vs. Georgia	Savannah, GA	26-0	W

# All-Time Results

## 1911 **4-2-1** Mike Donahue

10/7	MERCER	AUBURN	29-0	W
10/14	at Clemson	Clemson, SC	29-0	W
10/21	vs. Texas A&M	Dallas, TX	0-16	L
10/28	vs. Mississippi State	Birmingham	11-5	W
11/4	at Georgia Tech	Atlanta, GA	11-6	W
11/17	at Texas	Austin, TX	5-18	L
11/29	vs. Georgia	Savannah, GA	0-0	T

## 1912 **6-1-1** Mike Donahue

10/5	vs. Mercer	Columbus, GA	56-0	W
10/12	FLORIDA	AUBURN	27-13	W
10/19	CLEMSON	AUBURN	27-6	W
10/26	vs. Mississippi State	Birmingham	7-0	W
11/2	at Georgia Tech	Atlanta, GA	27-7	W
11/9	vs. LSU	Mobile	7-0	W
11/23	vs. Vanderbilt	Birmingham	7-7	T
11/28	at Georgia	Athens, GA	6-12	L

## 1913 **8-0** Mike Donahue

**SIAA CHAMPIONS**  
**NATIONAL CHAMPIONS (Billingsley)**

10/4	MERCER	AUBURN	53-0	W
10/11	FLORIDA	AUBURN	55-0	W
10/18	vs. Mississippi State	Birmingham	34-0	W
10/25	at Clemson	Clemson, SC	20-0	W
11/1	vs. LSU	Mobile	7-0	W
11/8	at Georgia Tech	Atlanta, GA	20-0	W
11/15	vs. Vanderbilt	Birmingham	13-6	W
11/22	vs. Georgia	Atlanta, GA	21-7	W

## 1914 **8-0-1** Mike Donahue

**SIAA CHAMPIONS**

9/26	MARION	AUBURN	39-0	W
10/3	vs. Florida	Jacksonville, FL	20-0	W
10/10	CLEMSON	AUBURN	28-0	W
10/17	NORTH ALA. A.C.	AUBURN	60-0	W
10/24	vs. Mississippi State	Birmingham	19-0	W
11/7	at Georgia Tech	Atlanta	14-0	W
11/14	vs. Vanderbilt	Birmingham	6-0	W
11/21	vs. Georgia	Atlanta, GA	0-0	T
11/25	vs. Carlisle Indians	Atlanta, GA	7-0	W

## 1915 **6-2** Mike Donahue

10/1	vs. Marion	Selma	78-0	W
10/9	FLORIDA	AUBURN	7-0	W
10/16	vs. Clemson	Anderson, SC	14-0	W
10/23	vs. Mississippi State	Birmingham	26-0	W
10/30	at Georgia	Athens, GA	12-0	W
11/6	MERCER	AUBURN	45-0	W
11/13	vs. Vanderbilt	Birmingham	0-17	L
11/25	at Georgia Tech	Atlanta, GA	0-7	L

## 1916 **6-2** Mike Donahue

10/7	at Samford	Birmingham	35-0	W
10/14	MERCER	AUBURN	92-0	W
10/20	CLEMSON	AUBURN	28-0	W
10/28	vs. Mississippi State	Birmingham	7-3	W
11/4	vs. Georgia	Columbus, GA	3-0	W
11/11	vs. Florida	Jacksonville, FL	20-0	W
11/18	vs. Vanderbilt	Birmingham	9-20	L
11/30	at Georgia Tech	Atlanta, GA	7-33	L

## 1917 **6-2-1** Mike Donahue

10/6	SAMFORD	AUBURN	53-0	W
10/13	vs. Camp Sheridan	Montgomery	13-0	W
10/19	at Clemson	Clemson, SC	7-0	W
10/27	vs. Mississippi State	Birmingham	13-6	W
11/3	FLORIDA	AUBURN	68-0	W
11/10	vs. Davidson	Atlanta, GA	7-21	L
11/17	at Vanderbilt	Nashville, TN	31-7	W
11/24	vs. Ohio State	Montgomery	0-0	T
11/29	at Georgia Tech	Atlanta, GA	7-68	L

## 1918 **2-5** Mike Donahue

10/19	OGLETHORPE	AUBURN	58-0	W
10/26	CAMP GRIFFIN	AUBURN	0-26	L
11/3	at Marion	Marion	20-7	W
11/9	vs. Camp Gordon	Columbus, GA	6-14	L
11/16	vs. Vanderbilt	Birmingham	0-21	L
11/28	at Georgia Tech	Atlanta, GA	0-41	L
12/7	vs. Camp Sheridan	Montgomery	0-7	L

## 1919 **8-1** Mike Donahue

**SIAA CHAMPIONS**

9/27	MARION	AUBURN	37-0	W
10/4	at Samford	Birmingham	19-6	W
10/12	CAMP GORDON	AUBURN	25-13	W
10/17	CLEMSON	AUBURN	7-0	W
10/25	at Vanderbilt	Nashville, TN	6-7	L
11/1	vs. Georgia	Columbus, GA	7-0	W
11/8	vs. Spring Hill	Mobile	10-0	W
11/15	vs. Mississippi State	Birmingham	7-0	W
11/27	at Georgia Tech	Atlanta, GA	14-7	W

## 1920 **7-2** Mike Donahue

9/23	MARION	AUBURN	27-0	W
10/2	SAMFORD	AUBURN	88-0	W
10/9	FORT BENNING	AUBURN	14-2	W
10/15	at Clemson	Clemson, SC	21-0	W
10/23	vs. Vanderbilt	Birmingham	56-6	W
10/30	vs. Georgia	Columbus, GA	0-7	L
11/6	vs. B'ham-Southern	Montgomery	49-0	W
11/13	vs. Washington & Lee	Birmingham	77-0	W
11/25	at Georgia Tech	Atlanta, GA	0-34	L

# All-Time Results

## 1921

### 5-3 Mike Donahue

10/1	at Samford	Birmingham	35-3	W
10/8	vs. Spring Hill	Montgomery	44-0	W
10/14	CLEMSON	AUBURN	56-0	W
10/22	FORT BENNING	AUBURN	14-7	W
10/29	vs. Georgia	Columbus, GA	0-7	L
11/5	at Tulane	New Orleans, LA	14-0	W
11/12	vs. Centre	Birmingham	0-21	L
11/24	at Georgia Tech	Atlanta, GA	0-14	L

## 1922

### 8-2 Mike Donahue

9/23	MARION	AUBURN	61-0	W
9/30	at Samford	Birmingham	72-0	W
10/7	vs. Spring Hill	Montgomery	19-6	W
10/14	at Army	West Point, NY	6-19	L
10/21	MERCER	AUBURN	50-7	W
10/28	FORT BENNING	AUBURN	30-0	W
11/4	vs. Georgia	Columbus, GA	7-3	W
11/11	vs. Tulane	Montgomery	19-0	W
11/18	vs. Centre	Birmingham	6-0	W
11/30	at Georgia Tech	Atlanta, GA	6-14	L



## BOOZER PITTS

*Won seven games in two-plus seasons, but was a standout Auburn player as well as a longtime mathematics professor*

## 1923

### 3-3-3 Boozer Pitts

9/29	at Clemson	Clemson, SC	0-0	T
10/6	vs. B'ham-Southern	Montgomery	20-0	W
10/13	SAMFORD	AUBURN	30-0	W
10/20	at Army	West Point, NY	6-28	L
10/27	FORT BENNING	AUBURN	34-0	W
11/3	vs. Georgia	Columbus, GA	0-7	L
11/10	vs. Tulane	Montgomery	6-6	T
11/17	vs. Centre	Birmingham	0-17	L
11/29	at Georgia Tech	Atlanta, GA	0-0	T

## 1924

### 4-4-1 Boozer Pitts

9/27	at B'ham-Southern	Birmingham	7-0	W
10/4	CLEMSON	AUBURN	13-0	W
10/11	vs. Virginia Tech	Richmond, VA	0-0	T
10/18	SAMFORD	AUBURN	17-0	W
10/25	vs. LSU	Birmingham	3-0	W
11/1	at Vanderbilt	Nashville, TN	0-13	L
11/8	vs. Tulane	Montgomery	6-14	L
11/15	vs. Georgia	Columbus, GA	0-6	L
11/27	at Georgia Tech	Atlanta, GA	0-7	L



## DAVE MOREY

*"King Dave", as he was called by the students, was 10-10-1 before resigning after the third game of the 1927 season.*

## 1925

### 5-3-1 Dave Morey

9/26	at B'ham-Southern	Birmingham	25-6	W
10/3	at Clemson	Clemson, SC	13-6	W
10/10	VIRGINIA TECH	AUBURN	19-0	W
10/17	vs. Texas	Dallas, TX	0-33	L
10/24	SAMFORD	AUBURN	7-6	W
10/31	vs. Tulane	Montgomery	0-13	L
11/7	vs. Georgia	Columbus, GA	0-34	L
11/14	vs. Vanderbilt	Birmingham	10-9	W
11/26	at Georgia Tech	Atlanta, GA	7-7	T

## 1926

### 5-4 Dave Morey

9/25	UT-CHATTANOOGA	AUBURN	15-6	W
10/2	CLEMSON	AUBURN	47-0	W
10/9	at Samford	Birmingham	33-14	W
10/16	vs. LSU	Montgomery	0-10	L
10/24	at Tulane	New Orleans, LA	2-0	W
10/30	vs. Sewanee	Montgomery	9-0	W
11/6	vs. Georgia	Columbus, GA	6-16	L
11/13	vs. Marquette	Birmingham	3-19	L
11/26	at Georgia Tech	Atlanta, GA	7-20	L

## 1927

### 0-7-2 Dave Morey, Boozer Pitts

9/24	STETSON	AUBURN	0-6	L
10/1	at Clemson	Clemson, SC	0-3	L
10/8	FLORIDA	AUBURN	6-33	L
10/15	vs. LSU	Montgomery	0-9	L
10/22	vs. Georgia	Columbus, GA	3-33	L
10/29	at Samford	Birmingham	9-9	T
11/5	at Tulane	New Orleans, LA	6-6	T
11/12	vs. Mississippi State	Birmingham	6-7	L
11/24	at Georgia Tech	Atlanta, GA	0-18	L



## GEORGE BOHLER

*Replaced by President Bradford Knapp after the fifth game of the 1929 season, Bohler was 3-11 in his Auburn career.*

## 1928

### 1-8 George Bohler

9/28	vs. B'ham-Southern	Montgomery	0-6	L
10/6	CLEMSON	AUBURN	0-6	L
10/13	at Florida	Gainesville, FL	0-27	L
10/20	vs. Ole Miss	Birmingham	0-19	L
10/27	SAMFORD	AUBURN	25-6	W
11/3	vs. Georgia	Columbus, GA	0-13	L
11/10	at Tulane	New Orleans, LA	12-13	L
11/17	vs. Mississippi State	Birmingham	0-13	L
11/29	at Georgia Tech	Atlanta, GA	0-51	L



# All-Time Results



## JOHN FLOYD

*His Auburn coaching career consisted of the final four games of the 1929 season before he moved on to become head coach and athletic director at The Citadel.*

### 1929

**2-7**  
George Bohler, John Floyd

9/27	vs. B'ham-Southern	Montgomery	7-0	W
10/5	at Clemson	Clemson, SC	7-20	L
10/11	vs. Florida	Montgomery	0-19	L
10/19	vs. Vanderbilt	Birmingham	2-41	L
10/26	SAMFORD	AUBURN	6-0	W
11/2	at Tennessee	Knoxville, TN	0-27	L
11/9	at Tulane	New Orleans, LA	0-52	L
11/15	at Georgia	Athens, GA	0-24	L
11/28	at Georgia Tech	Atlanta, GA	6-19	L



## CHET WYNNE

*An All-America fullback at Notre Dame, Wynne was a member of the Nebraska State Legislature when he took the Auburn coaching job. He hired Ralph Jordan as an assistant coach.*

### 1930

**3-7**  
Chet Wynne

9/26	vs. B'ham-Southern	Montgomery	0-7	L
10/4	SPRING HILL	AUBURN	13-0	W
10/11	vs. Florida	Jacksonville, FL	0-7	L
10/18	at Georgia Tech	Atlanta, GA	12-14	L
10/25	vs. Georgia	Columbus, GA	7-39	L
11/1	WOFFORD	AUBURN	38-6	W
11/8	at Tulane	New Orleans, LA	0-21	L
11/15	vs. Mississippi State	Birmingham	6-7	L
11/22	at Vanderbilt	Nashville, TN	0-27	L
11/27	vs. South Carolina	Columbus, GA	25-7	W

### 1931

**5-3-1**  
Chet Wynne

9/25	vs. B'ham-Southern	Montgomery	24-6	W
10/10	at Wisconsin	Madison, WI	7-7	T
10/17	at Georgia Tech	Atlanta, GA	13-0	W
10/24	vs. Florida	Jacksonville, FL	12-13	L
10/31	SPRING HILL	AUBURN	27-7	W
11/7	vs. Tulane	Montgomery	0-27	L
11/14	vs. Sewanee	Birmingham	12-0	W
11/21	vs. Georgia	Columbus, GA	6-12	L
11/26	vs. South Carolina	Montgomery	13-6	W

### 1932

**9-0-1**  
Chet Wynne

#### SOUTHERN CONFERENCE CHAMPIONS

9/23	vs. B'ham-Southern	Montgomery	61-0	W
10/1	ERSKINE	AUBURN	77-0	W
10/8	vs. Duke	Birmingham	18-7	W
10/15	at Georgia Tech	Atlanta, GA	6-0	W
10/22	at Tulane	New Orleans, LA	19-7	W
10/29	vs. Ole Miss	Montgomery	14-7	W
11/5	vs. Samford	Montgomery	25-0	W
11/12	vs. Florida	Montgomery	21-6	W
11/19	vs. Georgia	Columbus, GA	14-7	W
12/3	vs. South Carolina	Birmingham	20-20	T

### 1933

**5-5, 2-2 SEC**  
Chet Wynne

9/22	vs. B'ham-Southern	Montgomery	20-7	W
9/29	at Samford	Birmingham	19-0	W
10/14	* at Georgia Tech	Atlanta, GA	6-16	L
10/21	at George Washington	Washington, DC	6-19	L
10/28	* at Tulane	New Orleans, LA	13-7	W
11/4	at Duke	Durham, NC	7-13	L
11/11	OGLETHORPE	AUBURN	27-6	W
11/18	* vs. Georgia	Columbus, GA	14-6	W
11/25	* at Florida	Gainesville, FL	7-14	L
12/2	vs. South Carolina	Birmingham	14-16	L



## JACK MEAGHER

*Another Notre Dame product and a strict disciplinarian, Meagher produced Auburn's first two bowl teams. What is now Jordan-Hare Stadium was built and dedicated in 1939 under his leadership.*

### 1934

**2-8, 1-6 SEC**  
Jack Meagher

9/21	vs. B'ham-Southern	Montgomery	0-7	L
9/29	OGLETHORPE	AUBURN	15-0	W
10/6	* at Tulane	New Orleans, LA	0-13	L
10/13	* at LSU	Baton Rouge, LA	6-20	L
10/20	* at Vanderbilt	Nashville, TN	6-7	L
10/27	* at Kentucky	Lexington, KY	0-9	L
11/3	vs. Duke	Birmingham	6-13	L
11/10	* at Georgia Tech	Atlanta, GA	18-6	W
11/17	* vs. Florida	Montgomery	7-14	L
11/24	* vs. Georgia	Columbus, GA	0-18	L

### 1935

**8-2, 5-2 SEC**  
Jack Meagher

9/27	vs. B'ham-Southern	Montgomery	25-7	W
10/5	* at Tulane	New Orleans, LA	10-0	W
10/12	* vs. Tennessee	Birmingham	6-13	L
10/19	* vs. Kentucky	Montgomery	23-0	W
10/25	at Duke	Durham, NC	7-0	W
11/2	* at LSU	Baton Rouge, LA	0-6	L
11/9	* at Georgia Tech	Atlanta, GA	33-7	W
11/16	OGLETHORPE	AUBURN	51-0	W
11/23	* vs. Georgia	Columbus, GA	19-7	W
11/30	* vs. Florida	Miami, FL	27-6	W

### 1936

**7-2-2, 4-1-1 SEC**  
Jack Meagher

9/25	vs. B'ham-Southern	Montgomery	45-0	W	
10/3	* at Tulane	New Orleans, LA	0-0	T	
10/10	* at Tennessee	Knoxville, TN	6-0	W	
10/17	at Detroit	Detroit, MI	6-0	W	
10/24	* vs. Georgia	Columbus, GA	NR/NR	20-13	W
10/30	at Santa Clara	San Francisco, CA	16/19	0-12	L
11/7	* at Georgia Tech	Atlanta, GA	20/NR	13-12	W
11/14	* vs. LSU	Birmingham	NR/7	6-19	L
11/21	LOYOLA	AUBURN	NR/NR	44-0	W
11/28	* vs. Florida	Montgomery	NR/NR	13-0	W

#### BACARDI BOWL

1/1	vs. Villanova	Havana, Cuba	NR/NR	7-7	T	12,000
-----	---------------	--------------	-------	-----	---	--------

# All-Time Results

## 1937 6-2-3, 4-1-2 SEC Jack Meagher

9/24	vs. B'ham-Southern	Montgomery	19-0	W	
10/4	* at Tulane	New Orleans, LA	0-0		T
10/9	at Villanova	Philadelphia, PA	0-0		T
10/16	* vs. Mississippi State	Birmingham	33-7	W	
10/23	* at Georgia Tech	Atlanta, GA	20/NR 21-0	W	
10/30	at Rice	Houston, TX	12/NR 7-13		L
11/6	* vs. Tennessee	Birmingham	NR/15 20-7	W	
11/13	* at LSU	Baton Rouge, LA	14/12 7-9		L
11/20	* vs. Georgia	Columbus, GA	NR/NR 0-0		T
11/27	* vs. Florida	Jacksonville, FL	NR/NR 14-0	W	

### ORANGE BOWL

1/1	vs. Michigan State	Miami, FL	NR/NR 6-0	W	18,972
-----	--------------------	-----------	-----------	---	--------

## 1938 4-5-1, 3-3-1 SEC Jack Meagher

9/23	vs. B'ham-Southern	Montgomery	14-0	W	
10/1	* at Tulane	New Orleans, LA	0-0		T
10/8	* at Tennessee	Knoxville, TN	0-7		L
10/14	* vs. Mississippi State	Montgomery	20-6	W	
10/22	* at Georgia Tech	Atlanta, GA	NR/NR 6-7		L
10/29	at Rice	Houston, TX	NR/NR 0-14		L
11/5	at Villanova	Philadelphia, PA	NR/NR 12-25		L
11/12	* vs. LSU	Birmingham	NR/NR 28-6	W	
11/19	* vs. Georgia	Columbus, GA	NR/NR 23-14	W	
11/26	* vs. Florida	Jacksonville, FL	NR/NR 7-9		L

## 1939 5-5-1, 3-3-1 SEC Jack Meagher

9/29	vs. B'ham-Southern	Montgomery	6-0	W	
10/7	* at Tulane	New Orleans, LA	0-12		L
10/14	* vs. Mississippi State	Birmingham	7-0	W	
10/21	at Manhattan	New York, NY	NR/NR 0-7		L
10/28	* at Georgia Tech	Atlanta, GA	NR/NR 6-7		L
11/4	at Boston College	Boston, MA	NR/NR 7-13		L
11/11	vs. Villanova	Birmingham	NR/NR 10-9	W	
11/18	* at LSU	Baton Rouge, LA	NR/NR 21-7	W	
11/25	* vs. Georgia	Columbus, GA	NR/NR 7-0	W	
11/30	* FLORIDA	AUBURN	NR/NR 7-7		T
12/9	* at Tennessee	Knoxville, TN	NR/2 0-7		L

## 1940 6-4-1, 3-2-1 SEC Jack Meagher

9/27	vs. Samford	Montgomery	27-13	W	
10/5	* at Tulane	New Orleans, LA	20-14	W	
10/12	* vs. Mississippi State	Birmingham	7-7		T
10/19	at SMU	Dallas, TX	NR/NR 13-20		L
10/26	* at Georgia Tech	Atlanta, GA	NR/NR 16-7	W	
11/2	* vs. Georgia	Columbus, GA	NR/NR 13-14		L
11/9	CLEMSON	AUBURN	NR/NR 21-7	W	
11/16	* vs. LSU	Birmingham	NR/NR 13-21		L
11/23	at Boston College	Boston, MA	NR/4 7-33		L
11/30	* vs. Florida	Columbus, GA	NR/NR 20-7	W	
12/7	vs. Villanova	Montgomery	NR/NR 13-10	W	

## 1941 4-5-1, 0-4-1 SEC Jack Meagher

9/26	vs. Samford	Montgomery	13-0	W	
10/4	* at Tulane	New Orleans, LA	0-32		L
10/11	LA. TECH	AUBURN	34-0	W	
10/18	vs. SMU	Birmingham	NR/NR 7-20		L
10/25	* at Georgia Tech	Atlanta, GA	NR/NR 14-28		L
11/1	* vs. Georgia	Columbus, GA	NR/NR 0-7		L
11/8	* vs. Mississippi State	Birmingham	NR/15 7-14		L

11/15	* at LSU	Baton Rouge, LA	NR/NR 7-7		T
11/22	at Villanova	Philadelphia, PA	NR/NR 13-0	W	
11/29	CLEMSON	AUBURN	NR/16 28-7	W	

## 1942 6-4-1, 3-3 SEC Jack Meagher

### 16th AP

9/18	vs. UT-Chattanooga	Montgomery	20-7	W	
9/26	* at Georgia Tech	Atlanta, GA	0-15		L
10/3	* at Tulane	New Orleans, LA	27-13	W	
10/10	* at Florida	Gainesville, FL	0-6		L
10/17	at Georgetown	Washington, DC	NR/NR 6-6		T
10/23	vs. Villanova	Montgomery	NR/NR 14-6	W	
10/31	* vs. Mississippi State	Birmingham	NR/NR 0-6		L
11/7	vs. Georgia Navy P-F	Columbus, GA	NR/NR 14-41		L
11/14	* vs. LSU	Birmingham	NR/NR 25-7	W	
11/21	* vs. Georgia	Columbus, GA	NR/1 27-13	W	
11/28	CLEMSON	AUBURN	16/NR 41-13	W	

## 1943 No Team WWII



### CARL VOYLES

*Charged with reinstating the program following World War II, Voyles was 15-22 in four years, but did hire Auburn wrestling coaching legend Swede Umbach as an assistant in 1944.*

## 1944 4-4, 0-4 SEC Carl Voyles

9/29	vs. Samford	Montgomery	32-0	W	
10/7	FORT BENNING	AUBURN	7-0	W	
10/14	* at Georgia Tech	Atlanta, GA	NR/10 0-27		L
10/21	* at Tulane	New Orleans, LA	NR/NR 13-16		L
11/4	PRESBYTERIAN	AUBURN	NR/NR 57-0	W	
11/11	* vs. Mississippi State	Birmingham	NR/19 21-26		L
11/18	* vs. Georgia	Columbus, GA	NR/NR 13-49		L
11/24	at Miami (Fla.)	Miami, FL	NR/NR 38-19	W	

## 1945 5-5, 2-3 SEC Carl Voyles

9/21	vs. Samford	Montgomery	38-0	W	
9/28	at Maxwell Field	Montgomery	0-7		L
10/6	* vs. Mississippi State	Birmingham	0-20		L
10/20	* at Tulane	New Orleans, LA	NR/NR 20-14	W	
10/27	* at Georgia Tech	Atlanta, GA	NR/NR 7-20		L
11/3	* FLORIDA	AUBURN	NR/NR 19-0	W	
11/10	SW LOUISIANA	AUBURN	NR/NR 52-0	W	
11/17	* vs. Georgia	Columbus, GA	NR/NR 0-35		L
11/24	LA. TECH	AUBURN	NR/NR 29-0	W	
11/30	at Miami (Fla.)	Miami, FL	NR/NR 7-33		L

## 1946 4-6, 1-5 SEC Carl Voyles

9/27	vs. Southern Miss	Montgomery	13-12	W	
10/5	FURMAN	AUBURN	26-6	W	
10/12	vs. Saint Louis	Birmingham	NR/NR 27-7	W	
10/19	* at Tulane	New Orleans, LA	NR/NR 0-32		L
10/26	* at Georgia Tech	Atlanta, GA	NR/15 6-27		L
11/2	* vs. Vanderbilt	Montgomery	NR/NR 0-19		L
11/9	* vs. Mississippi State	Birmingham	NR/NR 0-33		L
11/16	* vs. Georgia	Columbus, GA	NR/3 0-41		L

# All-Time Results

11/23	vs. Clemson	Montgomery	NR/NR	13-21	L
11/30	* at Florida	Gainesville, FL	NR/NR	47-12	W

## 1947 **2-7, 1-5 SEC** Carl Voyles

9/27	vs. Southern Miss	Montgomery		13-19	L
10/4	LA. TECH	AUBURN		14-0	W
10/11	* vs. Florida	Montgomery	NR/NR	20-14	W
10/18	* at Georgia Tech	Atlanta, GA	NR/5	7-27	L
10/25	* at Tulane	New Orleans, LA	NR/NR	0-40	L
11/1	* at Vanderbilt	Nashville, TN	NR/NR	0-28	L
11/8	* vs. Mississippi State	Birmingham	NR/NR	0-14	L
11/15	* vs. Georgia	Columbus, GA	NR/NR	6-28	L
11/22	at Clemson	Clemson, SC	NR/NR	18-34	L



## EARL BROWN

Another Notre Dame All-America player, Brown was hired at age 32 from Canisius but went just 3-22-4 in three seasons.

## 1948 **1-8-1, 0-7 SEC** Earl Brown

9/24	vs. Southern Miss	Montgomery		20-14	W
10/2	LA. TECH	AUBURN		13-13	T
10/9	* vs. Florida	Tampa, FL	NR/NR	9-16	L
10/16	* at Georgia Tech	Atlanta, GA	NR/7	0-27	L
10/23	* at Tulane	New Orleans, LA	NR/17	6-21	L
10/29	* vs. Vanderbilt	Montgomery	NR/NR	0-47	L
11/6	* vs. Mississippi State	Birmingham	NR/NR	0-20	L
11/13	* vs. Georgia	Columbus, GA	NR/13	14-42	L
11/27	vs. Clemson	Mobile	NR/9	6-7	L
12/4	* vs. Alabama	Birmingham	NR/NR	0-55	L

## 1949 **2-4-3, 2-4-2 SEC** Earl Brown

9/23	* vs. Ole Miss	Montgomery		7-40	L
10/8	* vs. Florida	Mobile		14-14	T
10/15	* at Georgia Tech	Atlanta, GA		21-35	L
10/22	* at Tulane	New Orleans, LA	NR/20	6-14	L
10/29	* at Vanderbilt	Nashville, TN	NR/NR	7-26	L
11/5	* MISSISSIPPI STATE	AUBURN	NR/NR	25-6	W
11/12	* vs. Georgia	Columbus, GA	NR/NR	20-20	T
11/26	* vs. Clemson	Mobile	NR/NR	20-20	T
12/3	* vs. Alabama	Birmingham	NR/NR	14-13	W

## 1950 **0-10, 0-7 SEC** Earl Brown

9/22	vs. Wofford	Montgomery	NR/NR	14-19	L
9/30	* at Vanderbilt	Nashville, TN	NR/NR	0-41	L
10/7	SE LOUISIANA	AUBURN	NR/NR	0-6	L
10/14	* at Florida	Gainesville, FL	NR/NR	7-27	L
10/21	* at Georgia Tech	Atlanta, GA	NR/NR	0-20	L
10/28	* TULANE	AUBURN	NR/NR	0-28	L
11/4	* at Mississippi State	Starkville, MS	NR/NR	0-27	L
11/18	* vs. Georgia	Columbus, GA	NR/NR	10-12	L
11/25	CLEMSON	AUBURN	NR/11	0-41	L
12/2	* vs. Alabama	Birmingham	NR/16	0-34	L



## RALPH "SHUG" JORDAN

AU's winningest coach, Jordan was named national coach of the year after his 1957 team won Auburn's first national championship. He is a member of the National Football Foundation Hall of Fame.

## 1951 **5-5, 3-4 SEC** Ralph "Shug" Jordan

9/29	* VANDERBILT	AUBURN	NR/NR	24-14	W
10/5	vs. Wofford	Montgomery	NR/NR	30-14	W
10/13	* FLORIDA	AUBURN	NR/NR	14-13	W
10/20	* at Georgia Tech	Atlanta, GA	NR/5	7-27	L
10/27	* at Tulane	New Orleans, LA	NR/NR	21-0	W
11/3	LA. COLLEGE	AUBURN	NR/NR	49-0	W
11/10	* vs. Ole Miss	Mobile	NR/NR	14-39	L
11/17	* vs. Georgia	Columbus, GA	NR/NR	14-46	L
11/24	at Clemson	Clemson, SC	NR/NR	0-34	L
12/1	* vs. Alabama	Birmingham	NR/NR	7-25	L

## 1952 **2-8, 0-7 SEC** Ralph "Shug" Jordan

9/27	vs. Maryland	Birmingham	NR/2	7-13	L
10/4	* vs. Ole Miss	Memphis, TN	NR/18	7-20	L
10/11	WOFFORD	AUBURN	NR/NR	54-7	W
10/18	* at Georgia Tech	Atlanta, GA	NR/4	0-33	L
10/25	* vs. Tulane	Mobile	NR/NR	6-21	L
11/1	* at Florida	Gainesville, FL	NR/20	21-31	L
11/8	* MISSISSIPPI STATE	AUBURN	NR/NR	34-49	L
11/15	* vs. Georgia	Columbus, GA	NR/NR	7-13	L
11/22	CLEMSON	AUBURN	NR/NR	3-0	W
11/29	* vs. Alabama	Birmingham	NR/8	0-21	L

## 1953 **7-3-1, 4-2-1 SEC** Ralph "Shug" Jordan 17th AP

9/25	vs. Stetson	Montgomery	NR/NR	47-0	W
10/3	* OLE MISS	AUBURN	NR/15	13-0	W
10/10	* at Mississippi State	Starkville, MS	NR/13	21-21	T
10/17	* at Georgia Tech	Atlanta, GA	19/6	6-36	L
10/24	* vs. Tulane	Mobile	NR/NR	34-7	W
10/31	* FLORIDA	AUBURN	NR/NR	16-7	W
11/6	at Miami	Miami, FL	15/NR	29-20	W
11/14	* vs. Georgia	Columbus, GA	20/NR	39-18	W
11/21	at Clemson	Clemson, SC	14/NR	45-19	W
11/28	* vs. Alabama	Birmingham	16/NR	7-10	L
<b>GATOR BOWL</b>					
1/1	vs. Texas Tech	Jacksonville, FL	17/NR	13-35	L 28,641

## 1954 **8-3, 3-3 SEC** Ralph "Shug" Jordan 13th AP

9/25	UT-CHATTANOOGA	AUBURN	NR/NR	45-0	W
10/2	* at Florida	Gainesville, FL	NR/20	13-19	L
10/9	* at Kentucky	Lexington, KY	NR/NR	14-21	L
10/16	* at Georgia Tech	Atlanta, GA	NR/19	7-14	L
10/23	FLORIDA STATE	AUBURN	NR/NR	33-0	W
10/30	* vs. Tulane	Mobile	NR/NR	27-0	W
11/6	vs. Miami (Fla.)	Birmingham	NR/6	14-13	W
11/13	* vs. Georgia	Columbus, GA	NR/20	35-0	W
11/20	CLEMSON	AUBURN	18/NR	27-6	W
11/27	* vs. Alabama	Birmingham	15/NR	28-0	W
<b>GATOR BOWL</b>					
12/31	vs. Baylor	Jacksonville, FL	13/18	33-13	W 28,426

# All-Time Results

## 1955 8-2-1, 5-1-1 SEC Ralph "Shug" Jordan 8th AP, 8th UPI

9/24	UT-CHATTANOOGA	AUBURN	NR/NR	15-6	W	
10/1	* FLORIDA	AUBURN	NR/NR	13-0	W	
10/8	* vs. Kentucky	Birmingham	14/19	14-14		T
10/15	* at Georgia Tech	Atlanta, GA	17/5	14-12	W	
10/22	FURMAN	AUBURN		52-0	W	
10/29	* at Tulane	New Orleans, LA	8/NR	13-27	L	
11/5	* MISSISSIPPI STATE	AUBURN	14/20	27-26	W	
11/12	* vs. Georgia	Columbus, GA	12/NR	16-13	W	
11/19	vs. Clemson	Mobile	12/NR	21-0	W	
11/26	* vs. Alabama	Birmingham	10/NR	26-0	W	

### GATOR BOWL

12/31	vs. Vanderbilt	Jacksonville, FL	8/NR	13-25	L	32,175
-------	----------------	------------------	------	-------	---	--------

## 1956 7-3, 4-3 SEC Ralph "Shug" Jordan

9/29	* vs. Tennessee	Birmingham	NR/NR	7-35	L	
10/6	FURMAN	AUBURN	NR/NR	41-0	W	
10/13	* at Kentucky	Lexington, KY	NR/NR	13-0	W	
10/20	* at Georgia Tech	Atlanta, GA	NR/3	7-28	L	
10/27	HOUSTON	AUBURN	NR/NR	12-0	W	
11/3	* at Florida	Gainesville, FL	NR/NR	0-20	L	
11/10	* MISSISSIPPI STATE	AUBURN	NR/NR	27-20	W	
11/17	* vs. Georgia	Columbus, GA	NR/NR	20-0	W	
11/24	FLORIDA STATE	AUBURN	NR/NR	13-7	W	
12/1	* vs. Alabama	Birmingham	NR/NR	34-7	W	

## NATIONAL CHAMPIONS

## 1957 10-0, 7-0 SEC Ralph "Shug" Jordan

1st AP, 2nd UPI

### SEC CHAMPIONS

9/28	* at Tennessee	Knoxville, TN	NR/8	7-0	W	
10/5	UT-CHATTANOOGA	AUBURN	7/NR	40-7	W	
10/12	* KENTUCKY	AUBURN	9/NR	6-0	W	
10/19	* at Georgia Tech	Atlanta, GA	9/NR	3-0	W	
10/26	at Houston	Houston, TX	5/NR	48-7	W	
11/2	* FLORIDA	AUBURN	4/19	13-0	W	
11/9	* vs. Mississippi State	Birmingham	3/17	15-7	W	
11/16	* vs. Georgia	Columbus, GA	3/NR	6-0	W	
11/23	at Florida State	Tallahassee, FL	2/NR	29-7	W	
11/30	* vs. Alabama	Birmingham	1/NR	40-0	W	

## 1958 9-0-1, 6-0-1 SEC Ralph "Shug" Jordan

4th AP, 4th UPI

9/27	* vs. Tennessee	Birmingham	3/NR	13-0	W	
10/4	UT-CHATTANOOGA	AUBURN	2/NR	30-8	W	
10/11	* at Kentucky	Lexington, KY	1/NR	8-0	W	
10/18	* at Georgia Tech	Atlanta, GA	2/NR	7-7		T
10/25	MARYLAND	AUBURN	5/NR	20-7	W	
11/1	* at Florida	Gainesville, FL	4/NR	6-5	W	
11/8	* MISSISSIPPI STATE	AUBURN	5/NR	33-14	W	
11/15	* vs. Georgia	Columbus, GA	4/NR	21-6	W	
11/22	WAKE FOREST	AUBURN	2/NR	21-7	W	
11/29	* vs. Alabama	Birmingham	2/NR	14-8	W	

## 1959 7-3, 4-3 SEC Ralph "Shug" Jordan Tied For 19th UPI

9/26	* at Tennessee	Knoxville, TN	3/NR	0-3	L	
10/3	HARDIN-SIMMONS	AUBURN	17/NR	35-12	W	
10/10	* KENTUCKY	AUBURN	14/NR	33-0	W	
10/17	* at Georgia Tech	Atlanta, GA	11/4	7-6	W	
10/23	at Miami	Miami, FL	7/NR	21-6	W	
10/31	* FLORIDA	AUBURN	8/NR	6-0	W	
11/7	* vs. Mississippi State	Birmingham	8/NR	31-0	W	
11/14	* at Georgia	Athens, GA	8/12	13-14	L	
11/21	SOUTHERN MISS	AUBURN	12/NR	28-7	W	
11/28	* vs. Alabama	Birmingham	11/19	0-10	L	

## 1960 8-2, 5-2 SEC Ralph "Shug" Jordan 13th AP, 14th UPI

9/24	* vs. Tennessee	Birmingham	NR/NR	3-10	L	
10/1	* at Kentucky	Lexington, KY	NR/NR	10-7	W	
10/8	UT-CHATTANOOGA	AUBURN	NR/NR	10-0	W	
10/15	* vs. Georgia Tech	Birmingham	NR/19	9-7	W	
10/22	MIAMI (FLA.)	AUBURN	17/NR	20-7	W	
10/29	* at Florida	Gainesville, FL	14/NR	10-7	W	
11/5	* MISSISSIPPI STATE	AUBURN	12/NR	27-12	W	
11/12	* GEORGIA	AUBURN	10/NR	9-6	W	
11/19	FLORIDA STATE	AUBURN	9/NR	57-21	W	
11/26	* vs. Alabama	Birmingham	8/17	0-3	L	

## 1961 6-4, 3-4 SEC Ralph "Shug" Jordan

9/30	* at Tennessee	Knoxville, TN	NR/NR	24-21	W	
10/7	* KENTUCKY	AUBURN	NR/NR	12-14	L	
10/14	UT-CHATTANOOGA	AUBURN	NR/NR	35-7	W	
10/21	* at Georgia Tech	Atlanta, GA	NR/8	6-7	L	
10/28	CLEMSON	AUBURN	NR/NR	24-14	W	
11/4	WAKE FOREST	AUBURN	NR/NR	21-7	W	
11/11	* vs. Mississippi State	Birmingham	NR/NR	10-11	L	
11/18	* at Georgia	Athens, GA	NR/NR	10-7	W	
11/25	* FLORIDA	AUBURN	NR/NR	32-15	W	
12/2	* vs. Alabama	Birmingham	NR/1	0-34	L	

## 1962 6-3-1, 4-3 SEC Ralph "Shug" Jordan

9/29	* vs. Tennessee	Birmingham	NR/NR	22-21	W	
10/6	* at Kentucky	Lexington, KY	NR/NR	16-6	W	
10/13	UT-CHATTANOOGA	AUBURN	NR/NR	54-6	W	
10/20	* vs. Georgia Tech	Birmingham	NR/NR	17-14	W	
10/27	at Clemson	Clemson, SC	NR/NR	17-14	W	
11/3	* at Florida	Gainesville, FL	10/NR	3-22	L	
11/10	* MISSISSIPPI STATE	AUBURN	NR/NR	9-3	W	
11/17	* GEORGIA	AUBURN	NR/NR	21-30	L	
11/24	FLORIDA STATE	AUBURN	NR/NR	14-14	T	
12/1	* vs. Alabama	Birmingham	NR/5	0-38	L	

## 1963 9-2, 6-1 SEC Ralph "Shug" Jordan 5th AP, 6th UPI

9/21	at Houston	Houston, TX	NR/NR	21-14	W	
9/28	* at Tennessee	Knoxville, TN	NR/NR	23-19	W	
10/5	* KENTUCKY	AUBURN	NR/NR	14-13	W	
10/12	UT-CHATTANOOGA	AUBURN	NR/NR	28-0	W	
10/19	* at Georgia Tech	Atlanta, GA	NR/8	29-21	W	
11/2	* FLORIDA	AUBURN	5/NR	19-0	W	



# All-Time Results

11/9	* vs. Mississippi State	Jackson, MS	5/NR	10-13	L	
11/16	* at Georgia	Athens, GA	9/NR	14-0	W	
11/23	FLORIDA STATE	AUBURN	9/NR	21-15	W	
11/30	* vs. Alabama	Birmingham	9/6	10-8	W	
<b>ORANGE BOWL</b>						
1/1	vs. Nebraska	Miami, FL	5/6	7-13	L	72,647

## 1964 6-4, 3-3 SEC Ralph "Shug" Jordan

9/19	HOUSTON	AUBURN	8/NR	30-0	W	
9/26	* vs. Tennessee	Birmingham	8/NR	3-0	W	
10/3	* at Kentucky	Lexington, KY	7/NR	0-20	L	
10/10	UT-CHATTANOOGA	AUBURN	NR/NR	33-12	W	
10/17	vs. Georgia Tech	Birmingham	NR/NR	3-7	L	
10/24	SOUTHERN MISS	AUBURN	NR/NR	14-7	W	
10/31	* at Florida	Gainesville, FL	NR/10	0-14	L	
11/7	* MISSISSIPPI STATE	AUBURN	NR/NR	12-3	W	
11/14	* GEORGIA	AUBURN	NR/NR	14-7	W	
11/26	* vs. Alabama	Birmingham	NR/2	14-21	L	

## 1965 5-5-1, 4-1-1 SEC Ralph "Shug" Jordan

9/18	BAYLOR	AUBURN	NR/NR	8-14	L	
9/25	* at Tennessee	Knoxville, TN	NR/NR	13-13	T	
10/2	* KENTUCKY	AUBURN	NR/6	23-18	W	
10/9	UT-CHATTANOOGA	AUBURN	NR/NR	30-7	W	
10/16	at Georgia Tech	Atlanta, GA	NR/NR	14-23	L	
10/23	SOUTHERN MISS	AUBURN	NR/NR	0-3	L	
10/30	* FLORIDA	AUBURN	NR/7	28-17	W	
11/6	* vs. Mississippi State	Birmingham	NR/NR	25-18	W	
11/13	* at Georgia	Athens, GA	NR/NR	21-19	W	
11/27	* vs. Alabama	Birmingham	NR/5	3-30	L	
<b>LIBERTY BOWL</b>						
12/18	vs. Ole Miss	Memphis, TN	NR/NR	7-13	L	38,607

## 1966 4-6, 1-5 SEC Ralph "Shug" Jordan

9/17	UT-CHATTANOOGA	AUBURN	NR/NR	20-6	W	22,808
9/24	* vs. Tennessee	Birmingham	NR/NR	0-28	L	52,582
10/1	* at Kentucky	Lexington, KY	NR/NR	7-17	L	37,500
10/8	WAKE FOREST	AUBURN	NR/NR	14-6	W	18,511
10/15	vs. Georgia Tech	Birmingham	NR/7	3-17	L	48,362
10/22	TCU	AUBURN	NR/NR	7-6	W	34,976
10/29	* at Florida	Gainesville, FL	NR/7	27-30	L	58,637
11/5	* vs. Mississippi State	Jackson, MS	NR/NR	13-0	W	26,976
11/12	* GEORGIA	AUBURN	NR/9	13-21	L	44,773
12/3	* vs. Alabama	Birmingham	NR/3	0-31	L	66,808

## 1967 6-4, 3-3 SEC Ralph "Shug" Jordan

9/23	UT-CHATTANOOGA	AUBURN	NR/NR	40-6	W	20,573
9/30	* at Tennessee	Knoxville, TN	NR/NR	13-27	L	54,566
10/7	* KENTUCKY	AUBURN	NR/NR	48-7	W	24,962
10/14	CLEMSON	AUBURN	NR/NR	43-21	W	26,051
10/21	at Georgia Tech	Atlanta, GA	NR/NR	28-10	W	59,603
10/27	at Miami	Miami, FL	NR/NR	0-7	L	48,422
11/4	* FLORIDA	AUBURN	NR/NR	26-21	W	37,858
11/11	* MISSISSIPPI STATE	AUBURN	NR/NR	36-0	W	40,871
11/18	* at Georgia	Athens, GA	NR/NR	0-17	L	56,709
12/2	* vs. Alabama	Birmingham	NR/8	3-7	L	69,723

## 1968 7-4, 4-2 SEC Ralph "Shug" Jordan

9/21	SMU	AUBURN	NR/NR	28-37	L	40,606
9/28	* vs. Mississippi State	Jackson, MS	NR/NR	26-0	W	25,200
10/5	* at Kentucky	Lexington, KY	NR/NR	26-7	W	35,200
10/12	at Clemson	Clemson, SC	NR/NR	21-10	W	40,000
10/19	vs. Georgia Tech	Birmingham	NR/NR	20-21	L	47,547
10/26	MIAMI (FLA.)	AUBURN	NR/9	31-6	W	44,710
11/2	* at Florida	Gainesville, FL	NR/20	24-13	W	63,122
11/9	* vs. Tennessee	Birmingham	18/5	28-14	W	68,821
11/16	* GEORGIA	AUBURN	12/5	3-17	L	51,650
11/30	* vs. Alabama	Birmingham	18/15	16-24	L	68,821
<b>SUN BOWL</b>						
12/28	vs. Arizona	El Paso, TX	NR/NR	34-10	W	32,302

## 1969 8-3, 5-2 SEC Ralph "Shug" Jordan

20th AP, 15th UPI

9/20	WAKE FOREST	AUBURN	20/NR	57-0	W	35,000
9/27	* at Tennessee	Knoxville, TN	17/19	19-45	L	57,826
10/4	* KENTUCKY	AUBURN	NR/NR	44-3	W	38,000
10/11	CLEMSON	AUBURN	20/NR	51-0	W	38,000
10/18	at Georgia Tech	Atlanta, GA	15/NR	17-14	W	59,464
10/25	* at LSU	Baton Rouge, LA	14/9	20-21	L	65,000
11/1	* FLORIDA	AUBURN	17/7	38-12	W	50,086
11/8	* MISSISSIPPI STATE	AUBURN	11/NR	52-13	W	47,600
11/15	* at Georgia	Athens, GA	11/16	16-3	W	59,306
11/29	* vs. Alabama	Birmingham	12/NR	49-26	W	72,303
<b>ASTRO-BLUEBONNET BOWL</b>						
12/31	vs. Houston	Houston, TX	12/17	7-36	L	55,203

## 1970 9-2, 5-2 SEC Ralph "Shug" Jordan

10th AP, 9th UPI

9/19	SOUTHERN MISS	AUBURN	NR/NR	33-14	W	48,500
9/26	* vs. Tennessee	Birmingham	NR/17	36-23	W	65,306
10/3	* at Kentucky	Lexington, KY	12/NR	33-15	W	37,500
10/10	at Clemson	Clemson, SC	9/NR	44-0	W	41,202
10/17	GEORGIA TECH	AUBURN	8/16	31-7	W	62,391
10/24	* LSU	AUBURN	6/14	9-17	L	62,392
10/31	* at Florida	Gainesville, FL	12/NR	63-14	W	62,560
11/7	* vs. Mississippi State	Birmingham	10/NR	56-0	W	45,000
11/14	* GEORGIA	AUBURN	8/NR	17-31	L	61,791
11/28	* vs. Alabama	Birmingham	11/NR	33-28	W	71,774
<b>GATOR BOWL</b>						
1/1	vs. Ole Miss	Jacksonville, FL	10/NR	35-28	W	71,136

## 1971 9-2, 5-1 SEC Ralph "Shug" Jordan

12th AP, 5th UPI

9/18	UT-CHATTANOOGA	AUBURN	7/NR	60-7	W	45,000
9/25	* at Tennessee	Knoxville, TN	5/9	10-9	W	62,990
10/2	* KENTUCKY	AUBURN	5/NR	38-6	W	48,000
10/9	SOUTHERN MISS	AUBURN	4/NR	27-14	W	42,000
10/16	at Georgia Tech	Atlanta, GA	5/NR	31-14	W	62,204
10/23	CLEMSON	AUBURN	5/NR	35-13	W	55,000
10/30	* FLORIDA	AUBURN	5/NR	40-7	W	63,500
11/6	* MISSISSIPPI STATE	AUBURN	5/NR	30-21	W	45,000
11/13	* at Georgia	Athens, GA	6/7	35-20	W	62,891
11/27	* vs. Alabama	Birmingham	5/3	7-31	L	68,821
<b>SUGAR BOWL</b>						
1/1	vs. Oklahoma	New Orleans, LA	5/3	22-40	L	84,031

# All-Time Results

## 1972

### 10-1, 6-1 SEC

Ralph "Shug" Jordan

5th AP, 7th UPI

9/9	* vs. Mississippi State	Jackson, MS	NR/NR	14-3	W	40,000
9/23	UT-CHATTANOOGA	AUBURN	NR/NR	14-7	W	43,000
9/30	* vs. Tennessee	Birmingham	NR/4	10-6	W	69,483
10/7	* vs. Ole Miss	Jackson, MS	17/18	19-13	W	46,421
10/14	* at LSU	Baton Rouge, LA	9/8	7-35	L	70,132
10/21	GEORGIA TECH	AUBURN	14/NR	24-14	W	60,261
10/28	FLORIDA STATE	AUBURN	12/17	27-14	W	58,122
11/4	* at Florida	Gainesville, FL	11/NR	26-20	W	57,551
11/18	* GEORGIA	AUBURN	11/NR	27-10	W	62,448
12/2	* vs. Alabama	Birmingham	9/2	17-16	W	72,386
<b>GATOR BOWL</b>						
12/30	vs. Colorado	Jacksonville, FL	6/13	24-3	W	71,114

## 1973

### 6-6, 2-5 SEC

Ralph "Shug" Jordan

9/15	vs. Oregon State	Birmingham	12/NR	18-9	W	45,000
9/22	UT-CHATTANOOGA	AUBURN	12/NR	31-0	W	46,500
9/29	* at Tennessee	Knoxville, TN	11/9	0-21	L	71,656
10/6	* OLE MISS	AUBURN	NR/NR	14-7	W	56,500
10/13	* LSU	AUBURN		6-20	L	64,331
10/20	at Georgia Tech	Atlanta, GA	NR/NR	24-10	W	59,123
10/27	HOUSTON	AUBURN	NR/12	7-0	W	58,426
11/3	* FLORIDA	AUBURN	19/NR	8-12	L	63,429
11/10	* MISSISSIPPI STATE	AUBURN	NR/NR	31-17	W	48,427
11/17	* at Georgia	Athens, GA	NR/NR	14-28	L	59,700
12/1	* vs. Alabama	Birmingham	NR/1	0-35	L	69,418
<b>SUN BOWL</b>						
12/19	vs. Missouri	El Paso, TX	NR/NR	17-34	L	30,127

## 1974

### 10-2, 4-2 SEC

Ralph "Shug" Jordan

8th AP, 6th UPI

9/14	vs. Louisville	Birmingham	NR/NR	16-3	W	25,000
9/21	UT-CHATTANOOGA	AUBURN	NR/NR	52-7	W	42,000
9/28	* TENNESSEE	AUBURN	NR/14	21-0	W	64,293
10/4	at Miami (Fla.)	Miami, FL	11/16	3-0	W	33,490
10/12	* KENTUCKY	AUBURN	10/NR	31-13	W	52,111
10/19	GEORGIA TECH	AUBURN	5/NR	31-22	W	62,907
10/26	FLORIDA STATE	AUBURN	5/NR	38-6	W	58,709
11/2	* at Florida	Gainesville, FL	5/11	14-25	L	64,912
11/9	* vs. Mississippi State	Jackson, MS	10/NR	24-20	W	38,000
11/16	* GEORGIA	AUBURN	7/NR	17-13	W	64,748
11/29	* vs. Alabama	Birmingham	7/2	13-17	L	71,224
<b>GATOR BOWL</b>						
12/30	vs. Texas	Jacksonville, FL	6/11	27-3	W	63,811

## 1975

### 4-6-1, 2-4 SEC

Ralph "Shug" Jordan

9/13	MEMPHIS	AUBURN	7/NR	20-31	L	55,000
9/20	at Baylor	Waco, TX	NR/NR	10-10	T	46,300
9/27	* at Tennessee	Knoxville, TN	NR/16	17-21	L	74,611
10/4	VIRGINIA TECH	AUBURN	NR/NR	16-23	L	45,000
10/11	* at Kentucky	Lexington, KY	NR/NR	15-9	W	56,696
10/18	at Georgia Tech	Atlanta, GA	NR/NR	31-27	W	58,316
10/25	at Florida State	Tallahassee, FL	NR/NR	17-14	W	39,344
11/1	* FLORIDA	AUBURN	NR/11	14-31	L	65,000
11/8	* MISSISSIPPI STATE	AUBURN	NR/NR	21-21	T#	64,796
11/15	* at Georgia	Athens, GA	NR/20	13-28	L	57,500
11/29	* vs. Alabama	Birmingham	NR/4	0-28	L	63,500

# - Auburn awarded victory by forfeit



## DOUG BARFIELD

Elevated from his offensive coordinator position to follow Coach Jordan, Barfield won 29 games in five seasons and produced 14 All-SEC and three All-America players.

## 1976

### 4-7, 3-3 SEC

Doug Barfield

9/11	at Arizona	Tucson, AZ	NR/NR	19-31	L	52,206
9/18	BAYLOR	AUBURN	NR/NR	14-15	L	50,000
9/25	* vs. Tennessee	Birmingham	NR/NR	38-28	W	47,500
10/2	* vs. Ole Miss	Jackson, MS	NR/16	10-0	W	40,500
10/9	at Memphis	Memphis, TN	NR/NR	27-28	L	48,561
10/16	GEORGIA TECH	AUBURN	NR/NR	10-28	L	63,786
10/23	FLORIDA STATE	AUBURN	NR/NR	31-19	W	58,500
10/30	* at Florida	Gainesville, FL	NR/12	19-24	L	65,129
11/6	* vs. Mississippi State	Jackson, MS	NR/NR	19-28	L#	37,000
11/13	* GEORGIA	AUBURN	NR/7	0-28	L	63,912
11/27	* vs. Alabama	Birmingham	NR/18	7-38	L	70,303

## 1977

### 6-5, 5-1 SEC

Doug Barfield

9/10	ARIZONA	AUBURN	NR/NR	21-10	W	45,000
9/17	SOUTHERN MISS	AUBURN	NR/NR	13-24	L	42,000
9/24	* at Tennessee	Knoxville, TN	NR/NR	14-12	W	84,084
10/1	* OLE MISS	AUBURN	NR/NR	21-15	W	48,000
10/8	N.C. STATE	AUBURN	NR/NR	15-17	L	45,000
10/15	at Georgia Tech	Atlanta, GA	NR/NR	21-38	L	45,000
10/22	at Florida State	Tallahassee, FL	NR/NR	3-24	L	42,464
10/29	* FLORIDA	AUBURN	NR/18	29-14	W	57,000
11/5	* MISSISSIPPI STATE	AUBURN	NR/NR	13-27	L#	58,000
11/12	* at Georgia	Athens, GA	NR/NR	33-14	W	57,000
11/26	* vs. Alabama	Birmingham	NR/2	21-48	L	69,921

#-MSU forfeited games from 1975-77.

## 1978

### 6-4-1, 3-2-1 SEC

Doug Barfield

9/16	at Kansas State	Manhattan, KS	NR/NR	45-32	W	27,600
9/23	at Virginia Tech	Blacksburg, VA	NR/NR	18-7	W	38,000
9/30	* vs. Tennessee	Birmingham	NR/NR	29-10	W	50,136
10/7	MIAMI (FLA.)	AUBURN	NR/NR	15-17	L	55,113
10/14	* at Vanderbilt	Nashville, TN	NR/NR	49-7	W	30,394
10/21	GEORGIA TECH	AUBURN	NR/NR	10-24	L	59,112
10/28	WAKE FOREST	AUBURN	NR/NR	21-7	W	52,120
11/4	* at Florida	Gainesville, FL	NR/NR	7-31	L	59,343
11/11	* at Mississippi State	Starkville, MS	NR/NR	6-0	W	34,100
11/18	* GEORGIA	AUBURN	NR/8	22-22	T	64,761
12/2	* vs. Alabama	Birmingham	NR/2	16-34	L	79,218

## 1979

### 8-3, 4-2 SEC

Doug Barfield

16th AP

9/15	KANSAS STATE	AUBURN	NR/NR	26-18	W	50,132
9/22	SOUTHERN MISS	AUBURN	NR/NR	31-9	W	45,226
9/29	* at Tennessee	Knoxville, TN	NR/NR	17-35	L	85,936
10/6	N.C. STATE	AUBURN	NR/14	44-31	W	51,146
10/13	* VANDERBILT	AUBURN	18/NR	52-35	W	47,900
10/20	at Georgia Tech	Atlanta, GA	14/NR	38-14	W	54,236
10/27	at Wake Forest	Winston-Salem, NC	13/18	38-42	L	34,060
11/3	* FLORIDA	AUBURN	20/NR	19-13	W	58,384
11/10	* MISSISSIPPI STATE	AUBURN	16/NR	14-3	W	59,186
11/17	* at Georgia	Athens, GA	15/NR	33-13	W	63,000
12/1	* vs. Alabama	Birmingham	14/1	18-25	L	77,918

# All-Time Results

## 1980 5-6, 0-6 SEC Doug Barfield

9/13	at TCU	Fort Worth, TX	18/NR	10-7	W	22,812
9/20	DUKE	AUBURN	19/NR	35-28	W	57,742
9/27	* TENNESSEE	AUBURN	18/NR	0-42	L	75,942
10/4	RICHMOND	AUBURN	NR/NR	55-16	W	47,226
10/11	* at LSU	Baton Rouge, LA	NR/NR	17-21	L	76,094
10/18	GEORGIA TECH	AUBURN	NR/NR	17-14	W	57,950
10/25	* vs. Mississippi State	Jackson, MS	NR/NR	21-24	L	40,822
11/1	* at Florida	Gainesville, FL	NR/NR	10-21	L	63,274
11/8	SOUTHERN MISS	AUBURN	NR/NR	31-0	W	56,800
11/15	* GEORGIA	AUBURN	NR/1	21-31	L	74,900
11/29	* vs. Alabama	Birmingham	NR/9	18-34	L	78,549



## PAT DYE

*Dye won 99 games and four SEC titles in 12 years at AU. As athletic director he was responsible for bringing the Alabama game to Auburn, elevating AU's facilities and program alongside the nation's elite.*

## 1981 5-6, 2-4 SEC Pat Dye

9/5	TCU	AUBURN	NR/NR	24-16	W	48,000
9/19	WAKE FOREST	AUBURN	NR/NR	21-24	L	58,000
9/26	* at Tennessee	Knoxville, TN	NR/NR	7-10	L	92,612
10/3	at Nebraska	Lincoln, NE	NR/NR	3-17	L	76,423
10/10	* LSU	AUBURN	NR/NR	19-7	W	61,000
10/17	at Georgia Tech	Atlanta, GA	NR/NR	31-7	W	50,326
10/24	* MISSISSIPPI STATE	AUBURN	NR/9	17-21	L	58,000
10/31	* FLORIDA	AUBURN	NR/NR	14-12	W	65,000
11/7	NORTH TEXAS	AUBURN	NR/NR	20-0	W	63,000
11/14	* at Georgia	Athens, GA	NR/4	13-24	L	82,165
11/28	* vs. Alabama	Birmingham	NR/4	17-28	L	78,170

## 1982 9-3, 4-2 SEC Pat Dye

### 14th AP, 14th UPI

9/11	WAKE FOREST	AUBURN	NR/NR	28-10	W	59,350
9/18	SOUTHERN MISS	AUBURN	NR/NR	21-19	W	55,000
9/25	* TENNESSEE	AUBURN	NR/NR	24-14	W	73,600
10/2	NEBRASKA	AUBURN	20/8	7-41	L	73,900
10/9	* KENTUCKY	AUBURN	NR/NR	18-3	W	53,000
10/16	GEORGIA TECH	AUBURN	NR/NR	24-0	W	57,000
10/23	* at Mississippi State	Starkville, MS	NR/NR	35-17	W	32,826
10/30	* at Florida	Gainesville, FL	19/NR	17-19	L	73,532
11/6	RUTGERS	AUBURN	NR/NR	30-7	W	58,000
11/13	* GEORGIA	AUBURN	NR/1	14-19	L	74,900
11/27	* vs. Alabama	Birmingham	NR/NR	23-22	W	76,300

### TANGERINE BOWL

12/18	vs. Boston College	Orlando, FL	18/NR	33-26	W	51,296
-------	--------------------	-------------	-------	-------	---	--------

## 1983 11-1, 6-0 SEC Pat Dye

### 3rd AP, 3rd UPI

### SEC CHAMPIONS NATIONAL CHAMPIONS

[NY Times, Rothman, College Football Researchers Association]

9/10	SOUTHERN MISS	AUBURN	4/NR	24-3	W	73,500
9/17	TEXAS	AUBURN	5/3	7-20	L	73,500
9/24	* at Tennessee	Knoxville, TN	11/NR	37-14	W	95,185
10/1	FLORIDA STATE	AUBURN	10/NR	27-24	W	75,625
10/8	* at Kentucky	Lexington, KY	7/NR	49-21	W	57,989
10/15	at Georgia Tech	Atlanta, GA	5/NR	31-13	W	55,112

10/22	* MISSISSIPPI STATE	AUBURN	5/NR	28-13	W	71,500
10/29	* FLORIDA	AUBURN	4/5	28-21	W	75,700
11/5	MARYLAND	AUBURN	3/7	35-23	W	75,600
11/12	* at Georgia	Athens, GA	3/4	13-7	W	82,122
12/3	* vs. Alabama	Birmingham	3/19	23-20	W	77,310

### SUGAR BOWL

1/2	vs. Michigan	New Orleans, LA	3/8	9-7	W	77,893
-----	--------------	-----------------	-----	-----	---	--------

## 1984 9-4, 4-2 SEC Pat Dye

### 14th AP, 14th UPI

8/27	vs. Miami (Fla.)	East Rutherford, NJ	1/10	18-20	L	51,131
9/15	at Texas	Austin, TX	11/4	27-35	L	78,348
9/22	SOUTHERN MISS	AUBURN	19/NR	35-12	W	74,841
9/29	* TENNESSEE	AUBURN	20/NR	29-10	W	75,076
10/6	* at Ole Miss	Oxford, MS	18/NR	17-13	W	35,387
10/13	at Florida State	Tallahassee, FL	16/9	42-41	W	58,671
10/20	GEORGIA TECH	AUBURN	13/NR	48-34	W	75,216
10/27	* at Mississippi State	Starkville, MS	12/NR	24-21	W	31,138
11/3	* at Florida	Gainesville, FL	11/13	3-24	L	74,397
11/10	CINCINNATI	AUBURN	20/NR	60-0	W	74,750
11/17	* GEORGIA	AUBURN	18/15	21-12	W	75,300
12/1	* vs. Alabama	Birmingham	11/NR	15-17	L	76,853

### LIBERTY BOWL

12/27	vs. Arkansas	Memphis, TN	16/NR	21-15	W	50,180
-------	--------------	-------------	-------	-------	---	--------

## 1985 8-4, 3-3 SEC Pat Dye

9/7	SW LOUISIANA	AUBURN	2/NR	49-7	W	60,000
9/14	SOUTHERN MISS	AUBURN	1/NR	29-18	W	63,000
9/28	* at Tennessee	Knoxville, TN	1/NR	20-38	L	94,358
10/5	* OLE MISS	AUBURN	14/NR	41-0	W	67,500
10/12	FLORIDA STATE	AUBURN	12/4	59-27	W	75,000
10/19	at Georgia Tech	Atlanta, GA	8/NR	17-14	W	57,501
10/26	* MISSISSIPPI STATE	AUBURN	6/NR	21-9	W	68,700
11/2	* FLORIDA	AUBURN	6/2	10-14	L	75,000
11/9	EAST CAROLINA	AUBURN	13/NR	35-10	W	65,600
11/16	* at Georgia	Athens, GA	14/12	24-10	W	82,122
11/30	* vs. Alabama	Birmingham	7/NR	23-25	L	75,808

### COTTON BOWL

1/1	vs. Texas A&M	Dallas, TX	16/11	16-36	L	73,137
-----	---------------	------------	-------	-------	---	--------

## 1986 10-2, 4-2 SEC Pat Dye

### 6th AP, 8th UPI

9/6	UT-CHATTANOOGA	AUBURN	14/NR	42-14	W	58,000
9/20	EAST CAROLINA	AUBURN	10/NR	45-0	W	62,000
9/27	* TENNESSEE	AUBURN	8/NR	34-8	W	72,500
10/4	W. CAROLINA	AUBURN	7/NR	55-6	W	63,000
10/11	* at Vanderbilt	Nashville, TN	7/NR	31-9	W	40,378
10/18	GEORGIA TECH	AUBURN	7/NR	31-10	W	72,500
10/25	* at Mississippi State	Starkville, MS	7/13	35-6	W	42,700
11/1	* at Florida	Gainesville, FL	5/20	17-18	L	74,521
11/8	CINCINNATI	AUBURN	9/NR	52-7	W	63,500
11/15	* GEORGIA	AUBURN	8/NR	16-20	L	73,000
11/29	* vs. Alabama	Birmingham	14/7	21-17	W	75,808

### CITRUS BOWL

1/1	vs. Southern Cal	Orlando, FL	10/NR	16-7	W	51,113
-----	------------------	-------------	-------	------	---	--------

## 1987 9-1-2, 5-0-1 SEC Pat Dye

### 7th AP, 7th UPI

### SEC CHAMPIONS

9/5	TEXAS	AUBURN	5/NR	31-3	W	80,000
9/12	KANSAS	AUBURN	4/NR	49-0	W	65,711
9/26	* at Tennessee	Knoxville, TN	3/14	20-20	T	93,506
10/3	at North Carolina	Chapel Hill, NC	6/NR	20-10	W	52,811
10/10	* VANDERBILT	AUBURN	5/NR	48-15	W	79,500

# All-Time Results

10/17	at Georgia Tech	Atlanta, GA	5/NR	20-10	W	45,559
10/24	* MISSISSIPPI STATE	AUBURN	6/NR	38-7	W	79,900
10/31	* FLORIDA	AUBURN	6/10	29-6	W	85,187
11/7	FLORIDA STATE	AUBURN	6/4	6-34	L	85,170
11/14	* at Georgia	Athens, GA	12/8	27-11	W	82,122
11/27	* vs. Alabama	Birmingham	7/18	10-0	W	75,808

### SUGAR BOWL

1/1	vs. Syracuse	New Orleans, LA	6/4	16-16	T	75,495
-----	--------------	-----------------	-----	-------	---	--------

## 1988

### 10-2, 6-1 SEC

Pat Dye

8th AP, 7th UPI

SEC CHAMPIONS

9/10	* KENTUCKY	AUBURN	7/NR	20-10	W	60,000
9/17	KANSAS	AUBURN	6/NR	56-7	W	55,700
9/24	* TENNESSEE	AUBURN	4/NR	38-6	W	83,687
10/1	NORTH CAROLINA	AUBURN	4/NR	47-21	W	73,611
10/8	* at LSU	Baton Rouge, LA	4/NR	6-7	L	79,431
10/15	AKRON	AUBURN	12/NR	42-0	W	61,300
10/22	* MISSISSIPPI STATE	AUBURN	10/NR	33-0	W	67,300
10/29	* at Florida	Gainesville, FL	9/NR	16-0	W	75,199
11/5	SOUTHERN MISS	AUBURN	9/NR	38-8	W	73,787
11/12	* GEORGIA	AUBURN	9/17	20-10	W	85,214
11/25	* vs. Alabama	Birmingham	7/17	15-10	W	75,962

### SUGAR BOWL

1/2	vs. Florida State	New Orleans, LA	7/4	7-13	L	61,934
-----	-------------------	-----------------	-----	------	---	--------

## 1989

### 10-2, 6-1 SEC

Pat Dye

6th AP, 6th UPI

SEC CHAMPIONS

9/9	PACIFIC	AUBURN	8/NR	55-0	W	77,000
9/16	SOUTHERN MISS	AUBURN	5/NR	24-3	W	83,465
9/30	* at Tennessee	Knoxville, TN	4/12	14-21	L	95,341
10/7	* at Kentucky	Lexington, KY	11/NR	24-12	W	55,688
10/14	* LSU	AUBURN	12/NR	10-6	W	85,214
10/21	at Florida State	Tallahassee, FL	11/14	14-22	L	62,711
10/28	* MISSISSIPPI STATE	AUBURN	16/NR	14-0	W	84,105
11/4	* FLORIDA	AUBURN	12/19	10-7	W	85,214
11/11	LOUISIANA TECH	AUBURN	12/NR	38-23	W	77,237
11/18	* at Georgia	Athens, GA	11/NR	20-3	W	82,122
12/2	* ALABAMA	AUBURN	11/2	30-20	W	85,319

### HALL OF FAME BOWL

1/1	vs. Ohio State	Tampa, FL	9/21	31-14	W	52,535
-----	----------------	-----------	------	-------	---	--------

## 1990

### 8-3-1, 4-2-1 SEC

Pat Dye

19th AP, 19th UPI

9/8	CAL ST. FULLERTON	AUBURN	3/NR	38-17	W	77,500
9/15	* vs. Ole Miss	Jackson, MS	2/NR	24-10	W	41,500
9/29	* TENNESSEE	AUBURN	3/5	26-26	T	85,214
10/6	LOUISIANA TECH	AUBURN	5/NR	16-14	W	72,350
10/13	* VANDERBILT	AUBURN	6/NR	56-6	W	79,269
10/20	FLORIDA STATE	AUBURN	5/7	20-17	W	85,214
10/27	* at Mississippi State	Starkville, MS	2/NR	17-16	W	39,106
11/3	* at Florida	Gainesville, FL	4/15	7-48	L	75,459
11/10	SOUTHERN MISS	AUBURN	15/NR	12-13	L	85,214
11/17	* GEORGIA	AUBURN	24/NR	33-10	W	85,214
12/1	* at Alabama	Birmingham	20/NR	7-16	L	75,962

### PEACH BOWL

12/29	vs. Indiana	Atlanta, GA	NR/NR	27-23	W	38,962
-------	-------------	-------------	-------	-------	---	--------

## 1991

### 5-6, 2-5 SEC

Pat Dye

8/31	GEORGIA SO.	AUBURN	18/NR	32-17	W	79,124
9/14	* OLE MISS	AUBURN	15/NR	23-13	W	81,622
9/21	at Texas	Austin, TX	13/NR	14-10	W	77,809
9/28	* at Tennessee	Knoxville, TN	13/5	21-30	L	97,731
10/5	SOUTHERN MISS	AUBURN	16/NR	9-10	L	79,793
10/12	* at Vanderbilt	Nashville, TN	24/NR	24-22	W	32,772
10/26	* MISS. STATE (HC)	AUBURN	NR/NR	17-24	L	82,214
11/2	* FLORIDA	AUBURN	NR/6	10-31	L	83,714
11/9	SW LOUISIANA	AUBURN	NR/NR	50-7	W	62,557
11/16	* at Georgia	Athens, GA	NR/NR	27-37	L	85,434
11/30	* Alabama	Birmingham	NR/8	6-13	L	83,091

## 1992

### 5-5-1, 2-5-1 SEC

Pat Dye

9/5	* at Ole Miss	Oxford, MS	NR/NR	21-45	L	40,000
9/12	SAMFORD	AUBURN	NR/NR	55-0	W	65,913
9/19	* LSU	AUBURN	NR/NR	30-28	W	76,637
9/26	SOUTHERN MISS	AUBURN	NR/NR	16-8	W	72,296
10/3	* VANDERBILT	AUBURN	NR/NR	31-7	W	58,229
10/10	* at Mississippi State	Starkville, MS	NR/18	7-14	L	41,224
10/17	* at Florida	Gainesville, FL	NR/23	9-24	L	84,098
10/24	SW LA. (HC)	AUBURN	NR/NR	25-24	W	74,327
10/31	* ARKANSAS	AUBURN	NR/NR	24-24	T	77,933
11/14	* GEORGIA	AUBURN	NR/12	10-14	L	85,214
11/26	* at Alabama	Birmingham	NR/2	0-17	L	83,091



## TERRY BOWDEN

Bowden made NCAA history when he became the first coach to start a Division I-A career with 20 consecutive wins. He led Auburn to its first 11-0 season during his initial campaign on The Plains in 1993.

## 1993

### 11-0, 8-0 SEC

Terry Bowden

4th AP

NATIONAL CHAMPIONS [National Championship Foundation]

9/2	* OLE MISS	AUBURN	NR/NR	16-12	W	78,246
9/11	SAMFORD	AUBURN	NR/NR	35-7	W	68,936
9/18	* at LSU	Baton Rouge, LA	NR/NR	34-10	W	71,936
9/25	SOUTHERN MISS	AUBURN	25/NR	35-24	W	83,476
10/2	* at Vanderbilt	Nashville, TN	23/NR	14-10	W	40,527
10/9	* MISSISSIPPI STATE	AUBURN	22/NR	31-17	W	84,222
10/16	* FLORIDA	AUBURN	19/4	38-35	W	85,214
10/30	* at Arkansas	Fayetteville, AR	9/NR	31-21	W	50,100
11/6	N. MEXICO ST. (HC)	AUBURN	8/NR	55-14	W	82,128
11/13	* at Georgia	Athens, GA	7/NR	42-28	W	85,434
11/20	* ALABAMA	AUBURN	6/11	22-14	W	85,214

## 1994

### 9-1-1, 6-1-1 SEC

Terry Bowden

9th AP

9/3	* at Ole Miss	Oxford, MS	11/NR	22-17	W	41,239
9/10	NORTHEAST LA.	AUBURN	12/NR	44-12	W	78,437
9/17	* LSU	AUBURN	11/NR	30-26	W	84,754
9/24	EAST TENN. STATE	AUBURN	10/NR	38-0	W	76,341
9/29	* KENTUCKY	AUBURN	9/NR	41-14	W	74,315
10/8	* at Mississippi State	Starkville, MS	9/NR	42-18	W	41,200
10/15	* at Florida	Gainesville, FL	6/1	36-33	W	85,562
10/29	* ARKANSAS	AUBURN	4/NR	31-14	W	85,214
11/5	E. CAROLINA (HC)	AUBURN	3/NR	38-21	W	84,738
11/12	* GEORGIA	AUBURN	3/NR	23-23	T	85,214
11/19	* at Alabama	Birmingham	6/4	14-21	L	83,091



# All-Time Results

## 1995

### 8-4, 5-3 SEC

Terry Bowden

22nd AP, 21st USA TODAY

9/2	* OLE MISS	AUBURN	6/NR	46-13	W	84,371
9/9	UT-CHATTANOOGA	AUBURN	6/NR	76-10	W	81,570
9/16	* at LSU	Baton Rouge, LA	5/NR	6-12	L	80,559
9/30	* at Kentucky	Lexington, KY	13/NR	42-21	W	58,250
10/7	* MISS. STATE	AUBURN	11/NR	48-20	W	77,641
10/14	* FLORIDA	AUBURN	7/3	38-49	L	85,214
10/21	W. MICHIGAN	AUBURN	13/NR	34-13	W	76,107
10/28	* at Arkansas	Little Rock, AR	11/NR	28-30	L	55,630
11/4	NORTHEAST LA. (HC)	AUBURN	21/NR	38-14	W	78,149
11/11	* at Georgia	Athens, GA	20/NR	37-31	W	81,013
11/18	* ALABAMA	AUBURN	21/17	31-27	W	85,214
<b>OUTBACK BOWL</b>						
1/1	vs. Penn State	Tampa, FL	16/15	14-43	L	65,313

## 1996

### 8-4, 4-4 SEC

Terry Bowden

22nd AP, 21st USA TODAY

8/31	UAB	AUBURN	16/NR	29-0	W	80,654
9/7	FRESNO STATE	AUBURN	18/NR	62-0	W	79,026
9/14	* at Ole Miss	Oxford, MS	15/NR	45-28	W	40,456
9/21	* LSU	AUBURN	13/21	15-19	L	85,214
10/5	* SOUTH CAROLINA	AUBURN	20/NR	28-24	W	84,107
10/12	* at Mississippi State	Starkville, MS	18/NR	49-15	W	40,728
10/19	* at Florida	Gainesville, FL	16/1	10-51	L	85,697
11/2	* ARKANSAS	AUBURN	24/NR	28-7	W	84,763
11/9	NE LOUISIANA (HC)	AUBURN	22/NR	28-24	W	78,309
11/16	* GEORGIA [4 OT]	AUBURN	20/NR	49-56	L	85,214
11/23	* at Alabama	Birmingham	NR/15	23-24	L	83,091
<b>INDEPENDENCE BOWL</b>						
12/31	vs. Army	Shreveport, LA	NR/24	32-29	W	41,366

## 1997

### 10-3, 6-2 SEC

Terry Bowden

11th AP, 11th UPI

SEC WESTERN DIVISION CHAMPIONS

9/4	at Virginia	Charlottesville, VA	16/NR	28-17	W	45,300
9/13	* OLE MISS	AUBURN	16/NR	19-9	W	81,203
9/20	* at LSU	Baton Rouge, LA	12/10	31-28	W	80,538
9/27	CENTRAL FLORIDA	AUBURN	8/NR	41-14	W	82,109
10/4	* at South Carolina	Columbia, SC	8/NR	23-6	W	79,411
10/11	LA. TECH (HC)	AUBURN	8/NR	49-13	W	84,761
10/18	* FLORIDA	AUBURN	6/7	10-24	L	85,244
10/25	* at Arkansas	Fayetteville, AR	11/NR	26-21	W	41,277
11/1	* MISSISSIPPI STATE	AUBURN	11/NR	0-20	L	82,736
11/15	* at Georgia	Athens, GA	16/7	45-34	W	86,117
11/22	* ALABAMA	AUBURN	13/NR	18-17	W	85,214
<b>SEC CHAMPIONSHIP GAME</b>						
12/6	vs. Tennessee	Atlanta, GA	11/3	29-30	L	74,896
<b>PEACH BOWL</b>						
1/2	vs. Clemson	Atlanta, GA	13/NR	21-17	W	71,212



### BILL OLIVER

Oliver coached the final five games of the 1998 season, leading the Tigers to a 2-3 record.

## 1998

### 3-8, 1-7 SEC

Terry Bowden/Bill Oliver

9/3	VIRGINIA	AUBURN	25/NR	0-19	L	78,315
9/12	* at Ole Miss	Oxford, MS	NR/NR	17-0	W	48,371
9/19	* LSU	AUBURN	NR/7	19-31	L	85,214
10/3	* TENNESSEE	AUBURN	NR/3	9-17	L	85,214
10/10	* at Mississippi State	Starkville, MS	NR/NR	21-38	L	40,029
10/17	* at Florida	Gainesville, FL	NR/5	3-24	L	85,557
10/24	LOUISIANA TECH	AUBURN	NR/NR	32-17	W	74,384
10/31	* ARKANSAS	AUBURN	NR/14	21-24	L	78,649
11/7	CENTRAL FLA (HC)	AUBURN	NR/NR	10-6	W	80,743
11/14	* GEORGIA	AUBURN	NR/14	17-28	L	85,214
11/21	* at Alabama	Birmingham	NR/NR	17-31	L	83,091



### TOMMY TUBERVILLE

Tuberville guided Auburn to five SEC Western Division Championships, one SEC Championship and a perfect 13-0 mark in 2004 in his 10-year tenure.

## 1999

### 5-6, 2-6 SEC

Tommy Tuberville

9/4	APPALACHIAN ST.	AUBURN	NR/NR	22-15	W	78,128
9/11	IDAHO	AUBURN	NR/NR	30-23	W	75,365
9/18	* at LSU	Baton Rouge, LA	NR/NR	41-7	W	80,562
9/25	* OLE MISS [OT]	AUBURN	NR/NR	17-24	L	85,214
10/2	* at Tennessee	Knoxville, TN	NR/7	0-24	L	106,424
10/9	* MISSISSIPPI STATE	AUBURN	NR/14	16-18	L	80,394
10/16	* FLORIDA	AUBURN	NR/7	14-32	L	85,214
10/30	* at Arkansas	Fayetteville, AR	NR/NR	10-34	L	51,133
11/6	CENTRAL FLA (HC)	AUBURN	NR/NR	28-10	W	75,804
11/13	* at Georgia	Athens, GA	NR/14	38-21	W	86,117
11/20	* ALABAMA	AUBURN	NR/8	17-28	L	85,214

## 2000

### 9-4, 6-2 SEC

Tommy Tuberville

18th AP, 20th USA Today

SEC WESTERN DIVISION CHAMPIONS

8/31	WYOMING	AUBURN	NR/NR	35-21	W	76,128
9/9	* at Ole Miss	Oxford, MS	NR/19	35-27	W	52,368
9/16	* LSU	AUBURN	24/NR	34-17	W	85,612
9/23	N. ILLINOIS	AUBURN	20/NR	31-14	W	79,635
9/30	* VANDERBILT	AUBURN	19/NR	33-0	W	84,276
10/7	* at Mississippi State	Starkville, MS	15/20	10-17	L	40,656
10/14	* at Florida	Gainesville, FL	19/10	7-38	L	83,000
10/21	LA TECH (HC)	AUBURN	NR/NR	38-28	W	82,140
10/28	* ARKANSAS	AUBURN	25/NR	21-19	W	83,642
11/11	* GEORGIA [OT]	AUBURN	22/14	29-26	W	85,612
11/18	* at Alabama	Tuscaloosa	18/NR	9-0	W	85,986
<b>SEC CHAMPIONSHIP GAME</b>						
12/2	vs. Florida	Atlanta, GA	17/7	6-28	L	73,427
<b>FLORIDA CITRUS BOWL</b>						
1/1	vs. Michigan	Orlando, FL	20/17	28-31	L	66,928

# All-Time Results

## 2001

### 7-5, 5-3 SEC Tommy Tuberville

#### SEC WESTERN DIVISION CO-CHAMPIONS

9/1	BALL STATE	AUBURN	NR/NR	30-0	W	82,376
9/8	* OLE MISS	AUBURN	NR/NR	27-21	W	86,063
9/22	at Syracuse	Syracuse, NY	NR/NR	14-31	L	43,403
9/29	* at Vanderbilt	Nashville, TN	NR/NR	24-21	W	39,366
10/6	* MISSISSIPPI STATE	AUBURN	NR/NR	16-14	W	86,063
10/13	* FLORIDA	AUBURN	NR/1	23-20	W	86,063
10/20	LA TECH (HC) [OT]	AUBURN	20/NR	48-41	W	86,063
10/27	* at Arkansas	Fayetteville, AR	17/NR	17-42	L	67,213
11/10	* at Georgia	Athens, GA	24/19	24-17	W	86,520
11/17	* ALABAMA	AUBURN	17/NR	7-31	L	86,063
12/1	* at LSU	Baton Rouge, LA	22/25	14-27	L	92,141
<b>CHICK-FIL-A PEACH BOWL</b>						
12/31	vs. North Carolina	Atlanta, GA	NR/NR	10-16	L	71,827

## 2002

### 9-4, 5-3 SEC Tommy Tuberville

#### 14th AP, 16th ESPN/USA Today

#### SEC WESTERN DIVISION CO-CHAMPIONS

9/2	at Southern Cal	Los Angeles, CA	NR/18	17-24	L	63,269
9/7	W. CAROLINA	AUBURN	NR/NR	56-0	W	80,067
9/14	* VANDERBILT	AUBURN	NR/NR	31-6	W	76,127
9/19	* at Mississippi State	Starkville, MS	NR/NR	42-14	W	52,583
9/28	SYRACUSE [3 OT]	AUBURN	NR/NR	37-34	W	83,667
10/12	* ARKANSAS	AUBURN	24/NR	17-38	L	84,692
10/19	* at Florida [OT]	Gainesville, FL	NR/NR	23-30	L	85,135
10/26	* LSU	AUBURN	NR/10	31-7	W	85,366
11/2	* at Ole Miss	Oxford, MS	NR/NR	31-24	W	60,635
11/9	LA-MONROE (HC)	AUBURN	NR/NR	52-14	W	84,618
11/16	* GEORGIA	AUBURN	24/7	21-24	L	86,063
11/23	* at Alabama	Tuscaloosa	NR/9	17-7	W	84,818
<b>CAPITAL ONE BOWL</b>						
1/1	vs. Penn State	Orlando, FL	19/10	13-9	W	66,334

## 2003

### 8-5, 5-3 SEC Tommy Tuberville

8/30	SOUTHERN CAL	AUBURN	6/8	0-23	L	86,063
9/6	at Georgia Tech	Atlanta, GA	17/NR	3-17	L	55,000
9/13	* at Vanderbilt	Nashville, TN	NR/NR	45-7	W	37,703
9/27	W. KENTUCKY	AUBURN	NR/NR	48-3	W	85,046
10/4	* TENNESSEE	AUBURN	NR/7	28-21	W	86,063
10/11	* at Arkansas	Fayetteville, AR	NR/7	10-3	W	74,026
10/18	* MISSISSIPPI STATE	AUBURN	19/NR	45-13	W	86,063
10/25	* at LSU	Baton Rouge, LA	17/9	7-31	L	92,085
11/1	LA-MONROE (HC)	AUBURN	NR/NR	73-7	W	81,061
11/8	* OLE MISS	AUBURN	NR/20	20-24	L	86,063
11/15	* at Georgia	Athens, GA	NR/7	7-26	L	92,058
11/22	* ALABAMA	AUBURN	NR/NR	28-23	W	86,063
<b>GAYLORD HOTELS MUSIC CITY BOWL</b>						
12/31	vs. Wisconsin	Nashville, TN	NR/NR	28-14	W	55,109

## 2004

### 13-0, 8-0 SEC Tommy Tuberville

#### 2nd AP, 2nd ESPN/USA Today

#### SEC CHAMPIONS NATIONAL CHAMPIONS [People's Choice]

9/4	LA-MONROE	AUBURN	17/NR	31-0	W	80,663
9/11	* at Mississippi State	Starkville, MS	19/NR	43-14	W	51,021
9/18	* LSU	AUBURN	14/5	10-9	W	87,451
9/25	THE CITADEL	AUBURN	9/NR	33-3	W	76,302
10/2	* at Tennessee	Knoxville, TN	8/10	34-10	W	107,828
10/9	LA TECH (HC)	AUBURN	6/NR	52-7	W	77,016
10/16	* ARKANSAS	AUBURN	4/NR	38-20	W	87,451
10/23	* KENTUCKY	AUBURN	3/NR	42-10	W	85,263
10/30	* at Ole Miss	Oxford, MS	3/NR	35-14	W	60,787
11/13	* GEORGIA	AUBURN	3/8	24-6	W	87,451
11/20	* at Alabama	Tuscaloosa	t2/NR	21-13	W	83,818
<b>SEC CHAMPIONSHIP GAME</b>						
12/4	vs. Tennessee	Atlanta, GA	3/15	38-28	W	74,892
<b>NOKIA SUGAR BOWL</b>						
1/3	vs. Virginia Tech	New Orleans, LA	3/9	16-13	W	77,349

## 2005

### 9-3, 7-1 SEC Tommy Tuberville

#### 14th AP, 14th USA Today

#### SEC WESTERN DIVISION CO-CHAMPIONS

9/3	GEORGIA TECH	AUBURN	16/NR	14-23	L	87,451
9/10	* MISSISSIPPI STATE	AUBURN	NR/NR	28-0	W	81,921
9/17	BALL STATE	AUBURN	NR/NR	63-3	W	78,427
9/24	W. KENTUCKY (HC)	AUBURN	NR/NR	37-14	W	80,632
10/1	* SOUTH CAROLINA	AUBURN	NR/NR	48-7	W	87,451
10/15	* at Arkansas	Fayetteville, AR	21/NR	34-17	W	71,673
10/22	* at LSU [OT]	Baton Rouge, LA	16/7	17-20	L	92,664
10/29	* OLE MISS	AUBURN	19/NR	27-3	W	85,791
11/5	* at Kentucky	Lexington, KY	17/NR	49-27	W	60,519
11/12	* at Georgia	Athens, GA	15/9	31-30	W	92,746
11/19	* ALABAMA	AUBURN	11/8	28-18	W	87,451
<b>CAPITAL ONE BOWL</b>						
1/2	vs. Wisconsin	Orlando, FL	7/21	10-24	L	57,221

## 2006

### 11-2, 6-2 SEC Tommy Tuberville

#### 9th AP, 8th USA Today

9/2	WASHINGTON ST.	AUBURN	4/NR	40-14	W	87,451
9/9	* at Mississippi State	Starkville, MS	4/NR	34-0	W	43,640
9/16	* LSU	AUBURN	3/6	7-3	W	87,451
9/23	BUFFALO	AUBURN	2/NR	38-7	W	84,921
9/28	* at South Carolina	Columbia, SC	2/NR	24-17	W	74,374
10/7	* ARKANSAS	AUBURN	2/NR	10-27	L	87,451
10/14	* FLORIDA	AUBURN	11/2	27-17	W	87,451
10/21	TULANE (HC)	AUBURN	8/NR	38-13	W	79,837
10/28	* at Ole Miss	Oxford, MS	7/NR	23-17	W	55,211
11/4	ARKANSAS STATE	AUBURN	6/NR	27-0	W	78,493
11/11	* GEORGIA	AUBURN	5/NR	15-37	L	87,451
11/18	* at Alabama	Tuscaloosa	15/NR	22-15	W	92,138
<b>AT&amp;T COTTON BOWL CLASSIC</b>						
1/1	vs. Nebraska	Dallas, TX	10/22	17-14	W	66,777

# All-Time Results

## 2007

### 9-4, 5-3 SEC Tommy Tuberville

15th AP, T14th USA Today

9/1	KANSAS STATE	AUBURN	18/NR	23-13	W	86,439
9/8	SOUTH FLORIDA [OT]	AUBURN	17/NR	23-26	L	82,617
9/15	* MISSISSIPPI STATE	AUBURN	NR/NR	14-19	L	82,129
9/22	NEW MEXICO STATE	AUBURN	NR/NR	55-20	W	83,012
9/29	* at Florida	Gainesville, FL	NR/4	20-17	W	90,685
10/6	* VANDERBILT	AUBURN	NR/NR	35-7	W	82,657
10/13	* at Arkansas	Fayetteville, AR	22/NR	9-7	W	72,463
10/20	* at LSU	Baton Rouge, LA	18/5	24-30	L	92,630
10/27	* OLE MISS	AUBURN	23/NR	17-3	W	87,451
11/3	TENNESSEE TECH (HC)	AUBURN	19/NR	35-3	W	85,754
11/10	* at Georgia	Athens, GA	18/10	20-45	L	92,746
11/24	* ALABAMA	AUBURN	25/NR	17-10	W	87,451
<b>CHICK-FIL-A BOWL</b>						
12/31	vs. Clemson [OT]	Atlanta, GA	22/15	23-20	W	74,413

## 2008

### 5-7, 2-6 SEC Tommy Tuberville

8/30	ULM	AUBURN	10/NR	34-0	W	87,451
9/6	SOUTHERN MISS	AUBURN	9/NR	27-13	W	87,451
9/13	* at Mississippi State	Starkville, MS	9/NR	3-2	W	52,911
9/20	* LSU	AUBURN	10/6	21-26	L	87,451
9/27	* TENNESSEE	AUBURN	15/NR	14-12	W	87,451
10/4	* at Vanderbilt	Nashville, TN	13/19	13-14	L	39,773
10/11	* ARKANSAS	AUBURN	20/NR	22-25	L	85,782
10/23	at West Virginia	Morgantown, WV	NR/NR	17-34	L	60,765
11/1	* at Ole Miss	Oxford, MS	NR/NR	7-17	L	57,324
11/8	UT MARTIN (HC)	AUBURN	NR/NR	37-20	W	85,365
11/15	* GEORGIA	AUBURN	NR/13	13-17	L	87,451
11/29	* at Alabama	Tuscaloosa	NR/1	0-36	L	92,138



## GENE CHIZIK

*Chizik became Auburn's 26th head coach on Dec. 13, 2008. Chizik was Auburn's defensive coordinator from 2002-04 and led the program to its first national championship in over 50 years when it won the 2010 BCS National Championship.*

## 2009

### 8-5, 3-5 SEC Gene Chizik

9/5	LOUISIANA TECH	AUBURN	NR/NR	37-13	W	81,143
9/12	* MISSISSIPPI STATE	AUBURN	NR/NR	49-24	W	85,269
9/19	WEST VIRGINIA	AUBURN	NR/NR	41-30	W	87,451
9/26	BALL STATE	AUBURN	NR/NR	54-30	W	83,118
10/3	* at Tennessee	Knoxville, TN	NR/NR	26-22	W	102,941
10/10	* at Arkansas	Fayetteville, AR	17/NR	23-44	L	72,559
10/17	* KENTUCKY	AUBURN	NR/NR	14-21	L	86,217
10/24	* at LSU	Baton Rouge, LA	NR/9	10-31	L	92,654
10/31	* OLE MISS	AUBURN	NR/24	33-20	W	84,756
11/7	FURMAN (HC)	AUBURN	NR/NR	63-31	W	81,506
11/14	* at Georgia	Athens, GA	NR/NR	24-31	L	92,746
11/27	* ALABAMA	AUBURN	NR/2	21-26	L	87,451
<b>OUTBACK BOWL</b>						
1/1	vs. Northwestern [OT]	Tampa, FL	NR/NR	38-35	W	49,383

## 2010

### 14-0, 8-0 SEC Gene Chizik

1st AP, 1st ESPN/USA Today

**SEC CHAMPIONS  
BCS NATIONAL CHAMPIONS**

9/4	ARKANSAS STATE	AUBURN	22/NR	52-26	W	83,441
9/9	* at Mississippi State	Starkville, MS	21/NR	17-14	W	54,806
9/18	CLEMSON [OT]	AUBURN	16/NR	27-24	W	87,451
9/25	* SOUTH CAROLINA	AUBURN	17/12	35-27	W	87,237
10/2	ULM	AUBURN	10/NR	52-3	W	80,759
10/9	* at Kentucky	Lexington, KY	8/NR	37-34	W	70,776
10/16	* ARKANSAS	AUBURN	7/12	65-43	W	87,451
10/23	* LSU	AUBURN	5/6	24-17	W	87,451
10/30	* at Ole Miss	Oxford, MS	3/NR	51-31	W	61,474
11/6	CHATTANOOGA (HC)	AUBURN	3/NR	62-24	W	87,451
11/13	* GEORGIA	AUBURN	2/NR	49-31	W	87,451
11/26	* at Alabama	Tuscaloosa	2/9	28-27	W	101,821
<b>SEC CHAMPIONSHIP GAME</b>						
12/4	vs. South Carolina	Atlanta, GA	2/18	56-17	W	75,802
<b>BCS TOSTITOS NATIONAL CHAMPIONSHIP GAME</b>						
1/10	vs. Oregon	Glendale, AZ	1/2	22-19	W	78,603

## 2011

### 8-5, 4-4 SEC Gene Chizik

9/3	UTAH STATE	AUBURN	23/NR	42-38	W	85,245
9/10	* MISSISSIPPI STATE	AUBURN	NR/16	41-34	W	87,451
9/17	at Clemson	Clemson, SC	21/NR	24-38	L	81,514
9/24	FLORIDA ATLANTIC	AUBURN	NR/NR	30-14	W	82,249
10/1	* at South Carolina	Columbia, SC	NR/10	16-13	W	81,767
10/8	* at Arkansas	Fayetteville, AR	15/10	14-38	L	74,191
10/15	* FLORIDA	AUBURN	24/NR	17-6	W	87,451
10/22	* at LSU	Baton Rouge, LA	19/1	10-45	L	93,098
10/29	* OLE MISS	AUBURN	NR/NR	41-23	W	85,347
11/12	* at Georgia	Athens, GA	24/14	7-45	L	92,746
11/19	SAMFORD (HC)	AUBURN	NR/NR	35-16	W	85,347
11/26	* ALABAMA	AUBURN	NR/2	14-42	L	87,451
<b>CHICK-FIL-A BOWL</b>						
12/31	vs. Virginia	Atlanta, GA	25/NR	43-24	W	72,919

## 2012

### 3-9, 0-8 SEC Gene Chizik

9/1	vs. Clemson	Atlanta, GA	NR/14	19-26	L	75,211
9/8	* at Mississippi State	Starkville, MS	NR/NR	10-28	L	56,111
9/15	ULM [OT]	AUBURN	NR/NR	31-28	W	85,214
9/22	* LSU	AUBURN	NR/2	10-12	L	86,721
10/6	* ARKANSAS	AUBURN	NR/NR	7-24	L	85,813
10/13	* at Ole Miss	Oxford, MS	NR/NR	20-41	L	57,068
10/20	* at Vanderbilt	Nashville, TN	NR/NR	13-17	L	40,350
10/27	* TEXAS A&M	AUBURN	NR/22	21-63	L	85,119
11/3	NEW MEXICO ST. (HC)	AUBURN	NR/NR	42-7	W	74,676
11/10	* GEORGIA	AUBURN	NR/5	0-38	L	86,146
11/17	ALABAMA A&M	AUBURN	NR/NR	51-7	W	74,832
11/24	* at Alabama	Tuscaloosa	NR/2	0-49	L	101,821

# All-Time Results



## GUS MALZAHN

Malzahn became Auburn's 27th head coach on Dec. 4, 2012. Malzahn was Auburn's offensive coordinator from 2009-11 and helped the program to its first national championship in over 50 years when it won the 2010 BCS National Championship and took the Tigers to the 2013 BCS National Championship Game in his first season as head coach at Auburn.

### 2013

#### 12-2, 7-1 SEC

Gus Malzahn

2nd AP, 2nd USA Today

**SEC CHAMPIONS**  
**BCS NATIONAL CHAMPIONSHIP RUNNER-UP**

8/31	WASHINGTON STATE	AUBURN	NR/NR	31-24	W	85,095
9/7	ARKANSAS STATE	AUBURN	NR/NR	38-9	W	83,246
9/14	* MISSISSIPPI STATE	AUBURN	NR/NR	24-20	W	85,817
9/21	* at LSU	Baton Rouge, LA	NR/6	21-35	L	92,638
10/5	* OLE MISS	AUBURN	NR/24	30-22	W	86,504
10/12	WESTERN CAROLINA(HC)	AUBURN	NR/NR	62-3	W	84,171
10/19	* at Texas A&M	College Station, TX	24/7	45-41	W	87,165
10/26	FLORIDA ATLANTIC	AUBURN	11/NR	45-10	W	85,517
11/2	* at Arkansas	Fayetteville, AR	8/NR	35-17	W	66,835
11/9	* at Tennessee	Knoxville, TN	7/NR	55-23	W	102,455
11/16	* GEORGIA	AUBURN	7/25	43-38	W	87,451
11/30	* ALABAMA	AUBURN	4/1	34-28	W	87,451
<b>SEC CHAMPIONSHIP GAME</b>						
12/7	vs. Missouri	Atlanta, GA	3/5	59-42	W	75,632
<b>VIZIO BCS NATIONAL CHAMPIONSHIP</b>						
1/6	vs. Florida State	Pasadena, CA	2/1	31-34	L	92,542

### 2014

#### 8-5, 4-4 SEC

Gus Malzahn

22nd AP, 23rd USA Today

8/30	* ARKANSAS	AUBURN	5/NR	45-21	W	87,451
9/6	SAN JOSE' STATE	AUBURN	5/NR	59-13	W	87,451
9/18	at Kansas State	Manhattan, KS	5/20	20-14	W	53,046
9/27	LOUISIANA TECH	AUBURN	5/NR	45-17	W	87,451
10/4	* LSU	AUBURN	5/14	41-7	W	87,451
10/11	* at Mississippi State	Starkville, MS	2/3	23-38	L	62,945
10/25	* SOUTH CAROLINA	AUBURN	5/NR	42-35	W	87,451
11/1	* at Ole Miss	Oxford, MS	4/7	35-31	W	62,090
11/8	* TEXAS A&M	AUBURN	3/NR	38-41	L	87,451
11/15	* at Georgia	Athens, GA	9/16	7-34	L	92,746
11/22	SAMFORD	AUBURN	16/NR	31-7	W	87,451
11/29	* at Alabama	Tuscaloosa	15/2	44-55	L	101,821
<b>OUTBACK BOWL</b>						
1/1	vs. Wisconsin [OT]	Tampa, FL	19/17	31-34	L	92,542

### 2015

#### 7-6, 2-6 SEC

Gus Malzahn

9/5	vs. Louisville	Atlanta, GA	6/NR	31-24	W	73,927
9/12	JACKSONVILLE ST [OT]	AUBURN	6/NR	27-20	W	87,451
9/19	* at LSU	Baton Rouge, LA	18/13	21-45	L	102,321
9/26	* MISSISSIPPI STATE	AUBURN	NR/NR	9-17	L	87,451
10/3	SAN JOSE' STATE	AUBURN	NR/NR	35-21	W	87,451
10/15	* at Kentucky	Lexington, KY	NR/NR	30-27	W	63,407
10/24	* at Arkansas [4OT]	Fayetteville, AR	NR/NR	46-54	L	72,008
10/31	* OLE MISS	AUBURN	NR/19	19-27	L	87,451
11/7	* at Texas A&M	College Station, TX	NR/25	26-10	W	104,625
11/14	* GEORGIA	AUBURN	NR/NR	13-20	L	87,451
11/21	IDAHO	AUBURN	NR/NR	56-34	W	87,451
11/28	* ALABAMA	AUBURN	NR/2	13-29	L	87,451
<b>BIRMINGHAM BOWL</b>						
12/30	vs. Memphis	Birmingham, AL	NR/NR	31-10	W	59,430

### 2016

#### 8-5, 5-3 SEC

Gus Malzahn

24th AP, 22nd USA Today

9/3	CLEMSON	AUBURN	NR/2	13-19	L	87,451
9/10	ARKANSAS STATE	AUBURN	NR/NR	51-14	W	86,825
9/17	* TEXAS A&M	AUBURN	NR/17	16-29	L	87,175
9/24	* LSU	AUBURN	NR/18	18-13	W	87,451
10/1	ULM	AUBURN	NR/NR	58-7	W	84,243
10/8	* at Mississippi State	Starkville, MS	NR/NR	38-14	W	60,102
10/22	* ARKANSAS	AUBURN	21/17	56-3	W	87,451
10/29	* at Ole Miss	Oxford, MS	15/NR	40-29	W	65,927
11/5	* VANDERBILT	AUBURN	11/NR	23-16	W	87,451
11/12	* at Georgia	Athens, GA	9/NR	7-13	L	92,746
11/19	ALABAMA A&M	AUBURN	15/NR	55-0	W	87,451
11/26	* at Alabama	Tuscaloosa	13/1	12-30	L	101,821
<b>ALLSTATE SUGAR BOWL</b>						
1/2	vs. Oklahoma	New Orleans, LA	14/7	19-35	L	54,077

### 2017

#### 10-4, 7-1 SEC

Gus Malzahn

10th AP, 12th USA Today

**SEC WEST CHAMPIONS**

9/2	GA SOUTHERN	AUBURN	12/NR	41-7	W	87,451
9/9	at Clemson	Clemson, SC	13/3	6-14	L	81,799
9/16	MERCER	AUBURN	15/NR	24-10	W	87,033
9/23	* at Missouri	Columbia, MO	15/NR	51-14	W	54,574
9/30	* MISSISSIPPI STATE	AUBURN	13/24	49-10	W	86,901
10/7	* OLE MISS	AUBURN	12/NR	44-23	W	86,700
10/13	* at LSU	Baton Rouge, LA	10/NR	23-27	L	101,601
10/21	* at Arkansas	Fayetteville, AR	21/NR	52-20	W	71,961
11/4	* at Texas A&M	College Station, TX	14/NR	42-27	W	100,257
11/11	* GEORGIA	AUBURN	10/1	40-17	W	87,451
11/18	ULM	AUBURN	6/NR	42-14	W	82,133
11/25	* ALABAMA	AUBURN	6/1	26-14	W	87,451
<b>SEC CHAMPIONSHIP GAME</b>						
12/2	vs. Georgia	Atlanta, GA	4/6	7-28	L	76,534
<b>CHICK-FIL-A PEACH BOWL</b>						
1/1	vs. UCF	Atlanta, GA	7/10	27-34	L	71,109

Note: Middle column denotes Auburn/Opponent AP ranking at time of game ... attendance listed in far right column.



# All-Time Results

**2018**

**8-5, 3-5 SEC**  
**Gus Malzahn**

9/1	vs. Washington	Atlanta, Ga.	9/6	21-16	W	70,103
9/8	ALABAMA ST.	AUBURN	7/NR	63-9	W	84,806
9/15	* LSU	AUBURN	7/12	21-22	L	86,787
9/22	* ARKANSAS	AUBURN	9/NR	34-3	W	84,188
9/29	SOUTHERN MISS	AUBURN	10/NR	24-13	W	83,792
10/6	* at Mississippi State	Starkville, MS	8/NR	9-23	L	60,635
10/13	* TENNESSEE	AUBURN	21/NR	24-30	L	84,589
10/20	* at Ole Miss	Oxford, MS	NR/NR	31-16	W	56,885
11/3	* TEXAS A&M	AUBURN	NR/25	28-24	W	85,945
11/10	* at Georgia	Athens, Ga.	NR/5	10-27	L	92,746
11/17	LIBERTY	AUBURN	NR/NR	53-0	W	81,129
11/24	* at Alabama	Tuscaloosa, Ala.	NR/1	21-52	L	101,821
<b>MUSIC CITY BOWL</b>						
12/28	Purdue	Nashville, Tenn.	NR/NR	63-14	W	59,024

*Note: Middle column denotes Auburn/Opponent AP ranking at time of game ... attendance listed in far right column.*

# Yearly Records

## PRE-SEC YEARS (1892-32)

Year	Overall	Conference	Head Coach
1892	2-2		Dr. G. Petrie
1893	3-0-2		G.H. Harvey, D.M. Balliet
1894	1-3	SIAA	F.M. Hall
1895	2-1	SIAA	John Heisman
1896	3-1	SIAA	John Heisman
1897	2-0-1	SIAA	John Heisman
1898	2-1	SIAA	John Heisman
1899	3-1-1	SIAA	John Heisman
1900	4-0	SIAA	Billy Watkins
1901	2-3-1	SIAA	Billy Watkins
1902	2-4-1	SIAA	R.S. Kent, Mike Harvey
1903	4-3	SIAA	Billy Bates
1904	5-0	SIAA	Mike Donahue
1905	2-4	SIAA	Mike Donahue
1906	1-5-1	SIAA	Mike Donahue
1907	6-2-1	SIAA	W.S. Keinholz
1908	6-1	SIAA	Mike Donahue
1909	5-2	SIAA	Mike Donahue
1910	6-1	SIAA	Mike Donahue
1911	4-2-1	SIAA	Mike Donahue
1912	6-1-1	SIAA	Mike Donahue
1913	8-0	SIAA	Mike Donahue
1914	8-0-1	SIAA	Mike Donahue
1915	6-2	SIAA	Mike Donahue
1916	6-2	SIAA	Mike Donahue
1917	6-2-1	SIAA	Mike Donahue
1918	2-5	SIAA	Mike Donahue
1919	8-1	SIAA	Mike Donahue
1920	7-2	SIAA	Mike Donahue
1921	5-3	SC	Mike Donahue
1922	8-2	SC	Mike Donahue
1923	3-3-3	SC	Boozer Pitts
1924	4-4-1	SC	Boozer Pitts
1925	5-3-1	SC	Dave Morey
1926	5-4	SC	Dave Morey
1927	0-7-2	SC	Dave Morey, Boozer Pitts
1928	1-8	SC	George Bohler
1929	2-7	SC	George Bohler, John Floyd
1930	3-7	SC	Chet Wynne
1931	5-3-1	SC	Chet Wynne
1932	9-0-1	SC	Chet Wynne

SIAA - Southern Intercollegiate Athletic Association SC - Southern Conference

## SEC YEARS (1933-PRESENT)

Year	Overall	SEC	Finish	Head Coach
1933	5-5	2-2	t-6th	Chet Wynne
1934	2-8	1-6	10th	Jack Meagher
1935	8-2	5-2	4th	Jack Meagher
1936	7-2-2	4-1-1	3rd	Jack Meagher
1937	6-2-3	4-1-2	3rd	Jack Meagher
1938	4-5-1	3-3-1	t-7th	Jack Meagher
1939	5-5-1	3-3-1	t-5th	Jack Meagher
1940	6-4-1	3-2-1	5th	Jack Meagher
1941	4-5-1	0-4-1	11th	Jack Meagher
1942	6-4-1	3-3	7th	Jack Meagher
1943	<b>NO TEAM -- WORLD WAR II</b>			
1944	4-4	0-4	t-10th	Carl Voyles
1945	5-5	2-3	t-7th	Carl Voyles
1946	4-6	1-5	10th	Carl Voyles
1947	2-7	1-5	11th	Carl Voyles
1948	1-8-1	0-7	12th	Earl Brown
1949	2-4-3	2-4-2	8th	Earl Brown
1950	0-10	0-7	12th	Earl Brown

1951	5-5	3-4	6th	Ralph Jordan
1952	2-8	0-7	12th	Ralph Jordan
1953	7-3-1	4-2-1	t-5th	Ralph Jordan
1954	8-3	3-3	t-6th	Ralph Jordan
1955	8-2-1	5-1-1	2nd	Ralph Jordan
1956	7-3	4-3	5th	Ralph Jordan
1957	10-0	7-0	1st	Ralph Jordan
1958	9-0-1	6-0-1	2nd	Ralph Jordan
1959	7-3	4-3	t-5th	Ralph Jordan
1960	8-2	5-2	4th	Ralph Jordan
1961	6-4	3-4	7th	Ralph Jordan
1962	6-3-1	4-3	6th	Ralph Jordan
1963	9-2	6-1	2nd	Ralph Jordan
1964	6-4	3-3	6th	Ralph Jordan
1965	5-5-1	4-1-1	2nd	Ralph Jordan
1966	4-6	1-5	8th	Ralph Jordan
1967	6-4	3-3	7th	Ralph Jordan
1968	7-4	4-2	t-3rd	Ralph Jordan
1969	8-3	5-2	3rd	Ralph Jordan
1970	9-2	5-2	t-2nd	Ralph Jordan
1971	9-2	5-1	t-2nd	Ralph Jordan
1972	10-1	6-1	2nd	Ralph Jordan
1973	6-6	2-5	t-8th	Ralph Jordan
1974	10-2	4-2	t-2nd	Ralph Jordan
1975	4-6-1	2-4	t-6th	Ralph Jordan
1976	4-7	3-3	t-6th	Doug Barfield
1977	6-5	5-1	3rd	Doug Barfield
1978	6-4-1	3-2-1	3rd	Doug Barfield
1979	8-3	4-2	t-3rd	Doug Barfield
1980	5-6	0-6	t-9th	Doug Barfield
1981	5-6	2-4	t-6th	Pat Dye
1982	9-3	4-2	t-3rd	Pat Dye
1983	11-1	6-0	1st	Pat Dye
1984	9-4	4-2	t-3rd	Pat Dye
1985	8-4	3-3	5th	Pat Dye
1986	10-2	4-2	t-2nd	Pat Dye
1987	9-1-2	5-0-1	1st	Pat Dye
1988	10-2	6-1	t-1st	Pat Dye
1989	10-2	6-1	t-1st	Pat Dye
1990	8-3-1	4-2-1	4th	Pat Dye
1991	5-6	2-5	8th	Pat Dye
1992	5-5-1	2-5-1	5th West	Pat Dye
1993	11-0	8-0	NA	Terry Bowden
1994	9-1-1	6-1-1	NA	Terry Bowden
1995	8-4	5-3	2nd West	Terry Bowden
1996	8-4	4-4	3rd West	Terry Bowden
1997	10-3	6-2	t-1st West	Terry Bowden
1998	3-8	1-7	6th West	Bowden/Bill Oliver
1999	5-6	2-6	5th West	Tommy Tuberville
2000	9-4	6-2	1st West	Tommy Tuberville
2001	7-5	5-3	t-1st West	Tommy Tuberville
2002	9-4	5-3	t-1st West	Tommy Tuberville
2003	8-5	5-3	3rd West	Tommy Tuberville
2004	13-0	8-0	1st/1st W	Tommy Tuberville
2005	9-3	7-1	t-1st/West	Tommy Tuberville
2006	11-2	6-2	t-2nd/West	Tommy Tuberville
2007	9-4	5-3	2nd/West	Tommy Tuberville
2008	5-7	2-6	t-4th/West	Tommy Tuberville
2009	8-5	3-5	t-4th/West	Gene Chizik
2010	14-0	8-0	1st/1st West	Gene Chizik
2011	8-5	4-4	4th West	Gene Chizik
2012	3-9	0-8	6th West	Gene Chizik
2013	12-2	7-1	1st/1st West	Gus Malzahn
2014	8-5	4-4	4th West	Gus Malzahn
2015	7-6	2-6	7th West	Gus Malzahn
2016	8-5	5-3	2nd West	Gus Malzahn
2017	10-4	7-1	1st West	Gus Malzahn
2018	8-5	3-5	5th West	Gus Malzahn
125 Years	767-441-47	319-250-18	27 Coaches	

# Record vs. All Opponents

Opponent	Won	Lost	Tied	First Game	Last Game
Akron	1	0	0	1988	
<b>Alabama</b>	<b>36</b>	<b>46</b>	<b>1</b>	<b>1893</b>	<b>2018</b>
Alabama A&M	2	0	0	2012	2016
UAB	1	0	0	1996	
Alabama State	1	0	0	2018	
Arizona	2	1	0	1968	1977
<b>Arkansas</b>	<b>16</b>	<b>11</b>	<b>1</b>	<b>1984</b>	<b>2018</b>
Arkansas State	4	0	0	2006	2016
Appalachian State	1	0	0	1999	
Army	1	2	0	1922	1996
Ball State	3	0	0	2001	2009
Baylor	1	2	1	1954	1976
Birmingham-Southern	13	3	0	1920	1939
Boston College	1	2	0	1939	1982
Buffalo	1	0	0	2006	
Cal State-Fullerton	1	0	0	1990	
Camp Gordon	1	1	0	1918	1919
Camp Griffin	0	1	0	1918	
Camp Sheridan	1	1	0	1917	1918
Carlisle Indians	1	0	0	1914	
Central Florida (UCF)	3	1	0	1997	2017
Centre	1	2	0	1921	1923
Chattanooga	21	0	0	1926	2010
Citadel	1	0	0	2004	
<b>Clemson</b>	<b>34</b>	<b>15</b>	<b>2</b>	<b>1899</b>	<b>2017</b>
Cincinnati	2	0	0	1984	1986
Colorado	1	0	0	1972	
Davidson	0	2	0	1905	1917
Detroit	1	0	0	1936	
Duke	3	3	0	1892	1980
East Carolina	3	0	0	1985	1994
East Tennessee State	1	0	0	1994	
Erskine	1	0	0	1932	
Florida Atlantic	2	0	0	2011	2013
<b>Florida</b>	<b>43</b>	<b>38</b>	<b>2</b>	<b>1912</b>	<b>2011</b>
Florida State	13	5	1	1954	2013
Fort Benning	5	0	0	1920	1944
Fresno State	1	0	0	1996	
Furman	4	0	0	1946	2009
Georgetown	0	0	1	1942	
George Washington	0	1	0	1933	
<b>Georgia</b>	<b>56</b>	<b>59</b>	<b>8</b>	<b>1892</b>	<b>2018</b>
Georgia Navy P-F	0	1	0	1942	
Georgia Southern	2	0	0	1991	2017
Georgia Tech	47	41	4	1892	2005
Gordon	4	0	0	1906	1909
Hardin-Simmons	1	0	0	1959	
Houston	5	1	0	1956	1973
Idaho	2	0	0	1999	2015
Indiana	1	0	0	1990	
Jacksonville State	1	0	0	2015	
Kansas	2	0	0	1987	1988
Kansas State	4	0	0	1978	2014
<b>Kent State</b>	<b>0</b>	<b>0</b>	<b>0</b>	<b>2019</b>	
Kentucky	26	6	1	1934	2015
Liberty	1	0	0	2018	
Louisiana College	1	0	0	1951	
Louisiana-Lafayette	4	0	0	1945	1992
Louisiana-Monroe (ULM)	11	0	0	1994	2017
<b>LSU</b>	<b>19</b>	<b>29</b>	<b>1</b>	<b>1901</b>	<b>2018</b>
Louisiana Tech	12	0	1	1941	2014
Louisville	2	0	0	1974	2015
Loyola	1	0	0	1936	
Manhattan	0	1	0	1939	
Marion	6	0	0	1914	1922
Maryland	2	1	0	1952	1983
Maryville	1	0	1	1906	1907
Marquette	0	1	0	1926	
Maxwell Field	0	1	0	1945	
Memphis	1	2	0	1975	2015

Opponent	Won	Lost	Tied	First Game	Last Game
Mercer	12	0	0	1896	2017
Miami (Fla.)	7	4	0	1944	1984
Michigan	1	1	0	1983	2000
Michigan State	1	0	0	1937	
<b>Mississippi (Ole Miss)</b>	<b>32</b>	<b>11</b>	<b>0</b>	<b>1928</b>	<b>2018</b>
<b>Mississippi State</b>	<b>63</b>	<b>27</b>	<b>2</b>	<b>1905</b>	<b>2018</b>
Missouri	2	1	0	1973	2017
Montgomery	2	0	0	1899	1903
Nashville	3	1	0	1897	1904
Nebraska	1	3	0	1963	2006
New Mexico State	2	0	0	1993	2012
North Alabama A.C.	1	0	0	1914	
North Carolina	2	4	0	1892	2001
North Carolina State	1	1	0	1977	1979
Northwestern	1	0	0	2009	
North Texas	1	0	0	1981	
Northern Illinois	1	0	0	2000	
Oglethorpe	4	0	0	1918	1935
Ohio State	1	0	1	1917	1989
Oklahoma	0	2	0	1972	2016
<b>Oregon</b>	<b>1</b>	<b>0</b>	<b>0</b>	<b>2010</b>	
Oregon State	1	0	0	1973	
Pacific	1	0	0	1989	
Penn State	1	1	0	1996	2003
Presbyterian	1	0	0	1944	
Purdue	1	0	0	2018	
Rice	0	2	0	1937	1938
Richmond	1	0	0	1980	
Rutgers	1	0	0	1982	
Saint Louis	1	0	0	1946	
<b>Samford (Howard)</b>	<b>27</b>	<b>0</b>	<b>1</b>	<b>1903</b>	<b>2014</b>
San Jose' State	2	0	0	2014	2015
Santa Clara	0	1	0	1936	
Sewanee	4	6	2	1893	1931
South Carolina	10	1	1	1930	2014
South Florida	0	1	0	2007	
Southeastern Louisiana	0	1	0	1950	
Southern California	1	2	0	1986	2003
SMU	0	3	0	1940	1968
Southern Mississippi	18	5	0	1946	2018
Spring Hill	5	0	0	1919	1931
Stetson	1	1	0	1927	1953
Syracuse	1	1	1	1987	2002
<b>Tennessee</b>	<b>28</b>	<b>22</b>	<b>3</b>	<b>1900</b>	<b>2018</b>
Tennessee Tech	1	0	0	2007	
UT Martin	1	0	0	2008	
Texas	3	5	0	1910	1991
<b>Texas A&amp;M</b>	<b>4</b>	<b>5</b>	<b>0</b>	<b>1911</b>	<b>2018</b>
TCU	3	0	0	1966	1981
Texas Tech	0	1	0	1953	
<b>Tulane</b>	<b>14</b>	<b>17</b>	<b>6</b>	<b>1902</b>	<b>2006</b>
Utah State	1	0	0	2011	
Vanderbilt	21	21	1	1893	2016
Villanova	4	1	2	1936	1942
Virginia	2	1	0	1997	2011
Virginia Tech	3	1	1	1924	2004
Wake Forest	6	2	0	1958	1982
Washington	1	0	0	2018	
Washington State	2	0	0	2006	2013
Washington & Lee	1	0	0	1920	
West Virginia	1	1	0	2008	2009
Western Carolina	3	0	0	1986	2013
Western Kentucky	2	0	0	2003	2005
Western Michigan	1	0	0	1995	
Wisconsin	1	2	1	1931	2014
Wofford	3	1	0	1930	1952
Wyoming	1	0	0	2000	

bold indicates a 2019 opponent

# Record vs. Football Bowl Subdivision

## ATLANTIC COAST

Team	Overall	Home	Away	Neutral
Boston College	1-2	--	0-2	1-0
Clemson	34-15-2	20-5	10-7-1	3-3-1
Florida State	13-5-1	10-1-1	3-2	0-2
Georgia Tech	47-41-4	10-3	35-35-4	2-3
Louisville	2-0	--	--	2-0
Miami (Fla.)	7-4	2-1	4-2	1-1
North Carolina	2-4	1-2	1-0	0-2
North Carolina State	1-1	1-1	--	--
Syracuse	1-1-1	1-0	0-1	0-0-1
Virginia	2-1	0-1	1-0	1-0
Virginia Tech	3-1-1	1-1	1-0	1-0-1
Wake Forest	7-2	6-1	0-1	--
TOTALS	120-77-7	52-16-1	55-50-5	11-11-3

## AMERICAN ATHLETIC

Team	Overall	Home	Away	Neutral
UCF	3-1	3-0	--	0-1
Cincinnati	2-0	2-0	--	--
East Carolina	3-0	3-0	--	--
Houston	5-1	3-0	2-1	--
Memphis	1-2	0-1	0-1	1-0
South Florida	0-1	0-1	--	--
SMU	0-3	0-1	0-1	0-1
Tulane	14-17-6	1-1	9-12-5	4-4-1
TOTALS	28-25-6	12-4	11-15-5	5-5-2

## BIG TEN

Team	Overall	Home	Away	Neutral
Indiana	1-0	--	--	1-0
Rutgers	1-0	1-0	--	--
Maryland	2-1	2-0	--	0-1
Michigan	1-1	--	--	1-1
Michigan State	1-0	--	--	1-0
Nebraska	1-3	0-1	0-1	1-1
Ohio State	1-0-1	--	--	1-0-1
Penn State	1-1	--	--	1-1
Purdue	1-0	--	--	1-0
Wisconsin	1-2-1	--	0-0-1	1-2
TOTALS	11-8-2	3-1	0-1-1	8-6-1

## BIG XII

Team	Overall	Home	Away	Neutral
Baylor	1-2-1	0-2	0-0-1	1-0
Kansas	2-0	2-0	--	--
Kansas State	4-0	2-0	2-0	--
Oklahoma	0-2	--	--	0-2
Texas	3-5	1-1	1-3	1-1
TCU	3-0	2-0	1-0	--
Texas Tech	0-1	--	--	0-1
West Virginia	1-1	1-0	0-1	--
TOTALS	14-11-1	8-3	4-4-1	2-4

## CONFERENCE USA

Team	Overall	Home	Away	Neutral
UAB	1-0	1-0	--	--
Florida Atlantic	2-0	2-0	--	--
Louisiana Tech	12-0-1	12-0-1	--	--
North Texas	1-0	1-0	--	--
Rice	0-2	--	0-2	--
Southern Miss	18-5	16-4	--	2-1
Western Kentucky	2-0	2-0	--	--
TOTALS	36-7-1	34-4-1	0-2	2-1

## DIVISION I INDEPENDENT

Team	Overall	Home	Away	Neutral
Army	1-2	--	0-2	1-0
Liberty	1-0	1-0	--	--
New Mexico State	3-0	3-0	--	--
TOTALS	5-2	4-0	0-2	1-0

## MID-AMERICAN

Team	Overall	Home	Away	Neutral
Akron	1-0	1-0	--	--
Ball State	3-0	3-0	--	--
Buffalo	1-0	1-0	--	--
Northern Illinois	1-0	1-0	--	--
TOTALS	6-0	6-0	--	--

## MOUNTAIN WEST

Team	Overall	Home	Away	Neutral
Fresno State	1-0	1-0	--	--
San Jose' State	2-0	2-0	--	--
Utah State	1-0	1-0	--	--
Wyoming	1-0	1-0	--	--
TOTALS	5-0	5-0	--	--

## PAC-12

Team	Overall	Home	Away	Neutral
Arizona	2-1	1-0	0-1	1-0
Colorado	1-0	--	--	1-0
Oregon	1-0	--	--	1-0
Oregon State	1-0	--	--	1-0
Southern Cal	1-2	0-1	0-1	1-0
Washington	1-0	--	--	1-0
Washington State	2-0	2-0	--	--
TOTALS	9-3	3-1	0-2	6-0

## SUN BELT

Team	Overall	Home	Away	Neutral
Appalachian State	1-0	1-0	--	--
Arkansas State	4-0	4-0	--	--
Georgia Southern	2-0	2-0	--	--
Louisiana-Lafayette	4-0	4-0	--	--
ULM	11-0	11-0	--	--
TOTALS	22-0	22-0	--	--



# All-Time Results vs. Opponents

## AKRON (AU leads, 1-0)

Year	Score	Site	Date
1988:	AU, 42-0	at Auburn	Oct. 15

at Auburn: AU leads, 1-0

## ALABAMA (UA leads, 46-36-1)

Year	Score	Site	Date
1893:	AU, 32-22	at Birmingham, AL	Feb. 22
	AU, 40-16	at Montgomery, AL	Nov. 30
1894:	UA, 18-0	at Montgomery, AL	Nov. 29
1895:	AU, 48-0	at Tuscaloosa	Nov. 23
1900:	AU, 53-5	at Montgomery, AL	Nov. 17
1901:	AU, 17-0	at Tuscaloosa	Nov. 15
1902:	AU, 23-0	at Birmingham, AL	Oct. 18
1903:	UA, 18-6	at Montgomery, AL	Oct. 23
1904:	AU, 29-5	at Birmingham, AL	Nov. 12
1905:	UA, 30-0	at Birmingham, AL	Nov. 18
1906:	UA, 10-0	at Birmingham, AL	Nov. 17
1907:	Tie, 6-6	at Birmingham, AL	Nov. 16
1948:	UA, 55-0	at Birmingham, AL	Dec. 4
1949:	AU, 14-13	at Birmingham, AL	Dec. 3
1950:	UA, 34-0	at Birmingham, AL	Dec. 2
1951:	UA, 25-7	at Birmingham, AL	Dec. 1
1952:	UA, 21-0	at Birmingham, AL	Nov. 29
1953:	UA, 10-7	at Birmingham, AL	Nov. 28
1954:	AU, 28-0	at Birmingham, AL	Nov. 27
1955:	AU, 26-0	at Birmingham, AL	Nov. 26
1956:	AU, 34-7	at Birmingham, AL	Dec. 1
1957:	AU, 40-0	at Birmingham, AL	Nov. 30
1958:	AU, 14-8	at Birmingham, AL	Nov. 29
1959:	UA, 10-0	at Birmingham, AL	Nov. 28
1960:	UA, 3-0	at Birmingham, AL	Nov. 26
1961:	UA, 34-0	at Birmingham, AL	Dec. 2
1962:	UA, 38-0	at Birmingham, AL	Dec. 1
1963:	AU, 10-8	at Birmingham, AL	Nov. 30
1964:	UA, 21-14	at Birmingham, AL	Nov. 26
1965:	UA, 30-3	at Birmingham, AL	Nov. 27
1966:	UA, 31-0	at Birmingham, AL	Dec. 3
1967:	UA, 7-3	at Birmingham, AL	Dec. 2
1968:	UA, 24-16	at Birmingham, AL	Nov. 30
1969:	AU, 49-26	at Birmingham, AL	Nov. 29
1970:	AU, 33-28	at Birmingham, AL	Nov. 28
1971:	UA, 31-7	at Birmingham, AL	Nov. 27
1972:	AU, 17-16	at Birmingham, AL	Dec. 2
1973:	UA, 35-0	at Birmingham, AL	Dec. 1
1974:	UA, 17-13	at Birmingham, AL	Nov. 29
1975:	UA, 28-0	at Birmingham, AL	Nov. 29
1976:	UA, 38-7	at Birmingham, AL	Nov. 27
1977:	UA, 48-21	at Birmingham, AL	Nov. 26
1978:	UA, 34-16	at Birmingham, AL	Dec. 2
1979:	UA, 25-18	at Birmingham, AL	Dec. 1
1980:	UA, 34-18	at Birmingham, AL	Nov. 29
1981:	UA, 28-17	at Birmingham, AL	Nov. 28
1982:	AU, 23-22	at Birmingham, AL	Nov. 27
1983:	AU, 23-20	at Birmingham, AL	Dec. 3
1984:	UA, 17-15	at Birmingham, AL	Dec. 1
1985:	UA, 25-23	at Birmingham, AL	Nov. 30
1986:	AU, 21-17	at Birmingham, AL	Nov. 29
1987:	AU, 10-0	at Birmingham, AL	Nov. 27
1988:	AU, 15-10	at Birmingham, AL	Nov. 25
1989:	AU, 30-20	at Auburn	Dec. 2
1990:	UA, 16-7	at Birmingham, AL	Dec. 1
1991:	UA, 13-6	at Birmingham, AL	Nov. 30
1992:	UA, 17-0	at Birmingham, AL	Nov. 26
1993:	AU, 22-14	at Auburn	Nov. 20
1994:	UA, 21-14	at Birmingham, AL	Nov. 19
1995:	AU, 31-27	at Auburn	Nov. 18
1996:	UA, 24-23	at Birmingham, AL	Nov. 23
1997:	AU, 18-17	at Auburn	Nov. 22
1998:	UA, 31-17	at Birmingham	Nov. 21
1999:	UA, 28-17	at Auburn	Nov. 20
2000:	AU, 9-0	at Tuscaloosa	Nov. 18
2001:	UA, 31-7	at Auburn	Nov. 17

2002:	AU, 17-7	at Tuscaloosa	Nov. 23
2003:	AU, 28-23	at Auburn	Nov. 22
2004:	AU, 21-13	at Tuscaloosa	Nov. 20
2005:	AU, 28-18	at Auburn	Nov. 19
2006:	AU, 22-15	at Tuscaloosa	Nov. 18
2007:	AU, 17-10	at Auburn	Nov. 24
2008:	UA, 36-0	at Tuscaloosa	Nov. 29
2009:	UA, 26-21	at Auburn	Nov. 27
2010:	AU, 28-27	at Tuscaloosa	Nov. 26
2011:	UA, 42-14	at Auburn	Nov. 26
2012:	UA, 49-0	at Tuscaloosa	Nov. 24
2013:	AU, 34-28	at Auburn	Nov. 30
2014:	UA, 55-44	at Tuscaloosa	Nov. 29
2015:	UA, 29-13	at Auburn	Nov. 28
2016:	UA, 30-12	at Tuscaloosa	Nov. 26
2017:	AU, 26-14	at Auburn	Nov. 25
2018:	UA, 52-21	at Tuscaloosa	Nov. 24

at Auburn: AU leads, 9-5  
at Tuscaloosa: AU leads, 7-5  
at Neutral Sites: UA leads, 36-20-1 (6-1\*)  
at Birmingham, AL: UA leads, 34-18-1 (6-1\*)  
at Montgomery, AL: Tied, 2-2

\*Birmingham games were not counted as a neutral site after 1988 when ticket allocation changed.

## ALABAMA A&M (AU leads, 2-0)

Year	Score	Site	Date
2012:	AU, 51-7	at Auburn	Nov. 17
2016:	AU, 55-0	at Auburn	Nov. 19

at Auburn: AU leads, 2-0

## ALABAMA STATE (AU leads, 1-0)

Year	Score	Site	Date
2018:	AU, 63-9	at Auburn	Sept. 8

at Auburn: AU leads, 1-0

## UAB (AU leads, 1-0)

Year	Score	Site	Date
1996:	AU, 29-0	at Auburn	Aug. 31

at Auburn: AU leads, 1-0

## APPALACHIAN ST. (AU leads, 1-0)

Year	Score	Site	Date
1999:	AU, 22-15	at Auburn	Sept. 4

at Auburn: AU leads, 1-0

## ARIZONA (AU leads, 2-1)

Year	Score	Site	Date
1968:	AU, 34-10	at El Paso, TX [Sun]	Dec. 28
1976:	UA, 31-19	at Tucson	Sept. 11
1977:	AU, 21-10	at Auburn	Sept. 10

at Auburn: AU leads, 1-0  
at Tucson: UA leads, 1-0  
at Neutral Sites: AU leads, 1-0  
at El Paso, TX: AU leads, 1-0

## ARKANSAS (AU leads, 16-11-1)

Year	Score	Site	Date
1984:	AU, 21-15	at Memphis, TN [Liberty]	Dec. 27
1992:	Tie, 24-24	at Auburn	Oct. 31
1993:	AU, 31-21	at Fayetteville	Oct. 30
1994:	AU, 31-14	at Auburn	Oct. 29
1995:	UA, 30-28	at Little Rock, AR	Oct. 28
1996:	AU, 28-7	at Auburn	Nov. 2
1997:	AU, 26-21	at Fayetteville	Oct. 25
1998:	UA 24-21	at Auburn	Oct. 31
1999:	UA, 34-10	at Fayetteville	Oct. 30
2000:	AU, 21-19	at Auburn	Oct. 28
2001:	UA, 42-17	at Fayetteville	Oct. 27
2002:	UA, 38-17	at Auburn	Oct. 12
2003:	AU, 10-3	at Fayetteville	Oct. 11
2004:	AU, 38-20	at Auburn	Oct. 16

2005:	AU, 34-17	at Fayetteville	Oct. 15
2006:	UA, 27-10	at Auburn	Oct. 7
2007:	AU, 9-7	at Fayetteville	Oct. 13
2008:	UA, 25-22	at Auburn	Nov. 11
2009:	UA, 44-23	at Fayetteville	Oct. 10
2010:	AU, 65-43	at Auburn	Oct. 16
2011:	UA, 38-14	at Fayetteville	Oct. 8
2012:	UA, 24-7	at Auburn	Oct. 6
2013:	AU, 35-17	at Fayetteville	Nov. 2
2014:	AU, 45-21	at Auburn	Aug. 30
2015:	UA, 54-46/40T	at Fayetteville	Oct. 24
2016:	AU, 56-3	at Auburn	Oct. 22
2017:	AU, 52-20	at Fayetteville	Oct. 21
2018:	AU, 34-3	at Auburn	Sept. 22

at Auburn: AU leads, 8-5-1  
at Fayetteville: AU leads, 7-5  
at Neutral Sites: Tied, 1-1  
at Little Rock, AR: UA leads, 1-0  
at Memphis, TN: AU leads, 1-0

## ARKANSAS STATE (AU leads, 4-0)

Year	Score	Site	Date
2006:	AU, 27-0	at Auburn	Nov. 4
2010:	AU, 52-26	at Auburn	Sept. 4
2013:	AU, 38-9	at Auburn	Sept. 7
2016:	AU, 51-14	at Auburn	Sept. 10

at Auburn: AU leads, 4-0

## ARMY (Army leads, 2-1)

Year	Score	Site	Date
1922:	Army, 19-6	at West Point	Oct. 14
1923:	Army, 28-6	at West Point	Oct. 20
1996:	AU, 32-29	at Shreveport, LA	Dec. 31

[Independence]

at West Point: Army leads, 2-0

at Neutral Sites: AU leads, 1-0

at Shreveport, LA: AU leads, 1-0

## BALL STATE (AU leads, 3-0)

Year	Score	Site	Date
2001:	AU, 30-0	at Auburn	Sept. 1
2005:	AU, 63-3	at Auburn	Sept. 17
2009:	AU, 54-30	at Auburn	Sept. 26

at Auburn: AU leads, 3-0

## BAYLOR (BU leads, 2-1-1)

Year	Score	Site	Date
1954:	AU, 33-13	at Jacksonville, FL	Dec. 31

[Gator]

1965: BU, 14-8 at Auburn Sept. 18

1975: Tie, 10-10 at Waco Sept. 20

1976: BU, 15-14 at Auburn Sept. 18

at Auburn: BU leads, 2-0

at Waco: Tied, 0-0-1

at Neutral Sites: AU leads, 1-0

at Jacksonville, FL: AU leads, 1-0

## B'HAM-SOUTHERN (AU leads, 13-3)

Year	Score	Site	Date
1920:	AU, 49-0	at Montgomery, AL	Nov. 6
1923:	AU, 20-0	at Montgomery, AL	Oct. 6
1924:	AU, 7-0	at Birmingham	Sept. 27
1925:	AU, 25-6	at Birmingham	Sept. 26
1928:	BS, 6-0	at Montgomery, AL	Sept. 28
1929:	AU, 7-0	at Montgomery, AL	Sept. 27
1930:	BS, 7-0	at Montgomery, AL	Sept. 26
1931:	AU, 24-6	at Montgomery, AL	Sept. 25
1932:	AU, 61-0	at Montgomery, AL	Sept. 23
1933:	AU, 20-7	at Montgomery, AL	Sept. 22
1934:	BS, 7-0	at Montgomery, AL	Sept. 21
1935:	AU, 25-7	at Montgomery, AL	Sept. 27
1936:	AU, 45-0	at Montgomery, AL	Sept. 25
1937:	AU, 19-0	at Montgomery, AL	Sept. 24

1938:	AU, 14-0	at Montgomery, AL	Sept. 23
1939:	AU, 6-0	at Montgomery, AL	Sept. 29

at Birmingham: AU leads, 2-0  
at Neutral Sites: AU leads, 11-3  
at Montgomery, AL: AU leads, 11-3

## BOSTON COLLEGE (BC leads, 2-1)

Year	Score	Site	Date
1939:	BC, 13-7	at Boston	Nov. 4
1940:	BC, 33-7	at Boston	Nov. 23
1982:	AU, 33-26	at Orlando, FL	Dec. 18

[Tangerine]

at Boston: BC leads, 2-0

at Neutral Sites: AU leads, 1-0

at Orlando, FL: AU leads, 1-0

## BUFFALO (AU leads, 1-0)

Year	Score	Site	Date
2006:	AU, 38-7	at Auburn	Sept. 23

at Auburn: AU leads, 1-0

## CAL ST. FULLERTON (AU leads, 1-0)

Year	Score	Site	Date
1990:	AU, 38-17	at Auburn	Sept. 8

at Auburn: AU leads, 1-0

## CAMP GORDON (Tied, 1-1)

Year	Score	Site	Date
1918:	CG, 26-0	at Auburn	Oct. 26
1919:	AU, 25-13	at Auburn	Oct. 12

at Auburn: Tied, 1-1

## CAMP GRIFFIN (CG leads, 1-0)

Year	Score	Site	Date
1918:	CG, 26-0	at Auburn	Oct. 26

at Auburn: CG leads, 1-0

## CAMP SHERIDAN (Tied, 1-1)

Year	Score	Site	Date
1917:	AU, 13-0	at Montgomery, AL	Oct. 13
1918:	CS, 7-0	at Montgomery, AL	Dec. 7

at Montgomery, AL: Tied, 1-1

## CARLISLE INDIANS (AU leads, 1-0)

Year	Score	Site	Date
1914:	AU, 7-0	at Atlanta, GA	Nov. 25

at Atlanta, GA: AU leads, 1-0

## CENTRAL FLORIDA/UCF (AU leads, 3-1)

Year	Score	Site	Date
1997:</			

# All-Time Results vs. Opponents

1957:	AU, 40-7	at Auburn	Oct. 5
1958:	AU, 30-8	at Auburn	Oct. 4
1960:	AU, 10-0	at Auburn	Oct. 8
1961:	AU, 35-7	at Auburn	Oct. 14
1962:	AU, 54-6	at Auburn	Oct. 13
1963:	AU, 28-0	at Auburn	Oct. 12
1964:	AU, 33-12	at Auburn	Oct. 10
1965:	AU, 30-7	at Auburn	Oct. 9
1966:	AU, 20-6	at Auburn	Sept. 17
1967:	AU, 40-6	at Auburn	Sept. 23
1971:	AU, 60-7	at Auburn	Sept. 18
1972:	AU, 14-7	at Auburn	Sept. 23
1973:	AU, 31-0	at Auburn	Sept. 22
1974:	AU, 52-0	at Auburn	Sept. 21
1986:	AU, 42-14	at Auburn	Sept. 6
1995:	AU, 76-10	at Auburn	Sept. 9
2010:	AU, 62-24	at Auburn	Nov. 6

at Auburn: AU leads, 20-0  
at Neutral Sites: AU leads, 1-0  
at Montgomery, AL: AU leads, 1-0

## CINCINNATI (AU leads, 2-0)

Year	Score	Site	Date
1984:	AU, 60-0	at Auburn	Nov. 10
1986:	AU, 52-7	at Auburn	Nov. 8

at Auburn: AU leads, 2-0

## THE CITADEL (AU leads, 1-0)

Year	Score	Site	Date
2004:	AU, 33-3	at Auburn	Sept. 25

at Auburn: AU leads, 1-0

## CLEMSON (AU leads, 34-15-2)

Year	Score	Site	Date
1899:	AU, 34-0	at Auburn	Oct. 28
1902:	CU, 16-0	at Auburn	Nov. 15
1904:	AU, 5-0	at Clemson	Oct. 15
1905:	CU, 6-0	at Auburn	Nov. 11
1906:	CU, 6-4	at Clemson	Nov. 10
1907:	AU, 12-0	at Auburn	Nov. 2
1910:	AU, 17-0	at Auburn	Oct. 22
1911:	AU, 29-0	at Clemson	Oct. 14
1912:	AU, 27-6	at Auburn	Oct. 19
1913:	AU, 20-0	at Clemson	Oct. 25
1914:	AU, 28-0	at Auburn	Oct. 10
1915:	AU, 14-0	at Anderson, SC	Oct. 16
1916:	AU, 28-0	at Auburn	Oct. 20
1917:	AU, 7-0	at Clemson	Oct. 19
1919:	AU, 7-0	at Auburn	Oct. 17
1920:	AU, 21-0	at Clemson	Oct. 15
1921:	AU, 56-0	at Auburn	Oct. 14
1923:	Tie, 0-0	at Clemson	Sept. 29
1924:	AU, 13-0	at Auburn	Oct. 4
1925:	AU, 13-6	at Clemson	Oct. 3
1926:	AU, 47-0	at Auburn	Oct. 2
1927:	CU, 3-0	at Clemson	Oct. 1
1928:	CU, 6-0	at Auburn	Oct. 6
1929:	CU, 20-7	at Clemson	Oct. 5
1940:	AU, 21-7	at Auburn	Nov. 9
1941:	AU, 28-7	at Auburn	Nov. 29
1942:	AU, 41-13	at Auburn	Nov. 28
1946:	CU, 21-13	at Montgomery, AL	Nov. 23
1947:	CU, 34-18	at Clemson	Nov. 22
1948:	CU, 7-6	at Mobile, AL	Nov. 27
1949:	Tie, 20-20	at Mobile, AL	Nov. 26
1950:	CU, 41-0	at Auburn	Nov. 25
1951:	CU, 34-0	at Clemson	Nov. 24
1952:	AU, 3-0	at Auburn	Nov. 22
1953:	AU, 45-19	at Clemson	Nov. 21
1954:	AU, 27-6	at Auburn	Nov. 20
1955:	AU, 21-0	at Mobile, AL	Nov. 19
1961:	AU, 24-14	at Auburn	Oct. 28
1962:	AU, 17-14	at Clemson	Oct. 27

1967:	AU, 43-21	at Auburn	Oct. 14
1968:	AU, 21-10	at Clemson	Oct. 12
1969:	AU, 51-0	at Auburn	Oct. 11
1970:	AU, 44-0	at Clemson	Oct. 10
1971:	AU, 35-13	at Auburn	Oct. 23
1997:	AU, 21-17	at Atlanta, GA [Peach]	Jan. 2,'98
2007:	AU, 23-20	at Atlanta, GA [OT] [Chick-fil-a]	Dec. 31
2010:	AU, 27-24	at Auburn [OT]	Sept. 18
2011:	CU, 38-24	at Clemson	Sept. 17
2012:	CU, 26-19	at Atlanta, GA	Sept. 1
2016:	CU, 19-13	at Auburn	Sept. 3
2017:	CU, 14-6	at Clemson	Sept. 9

at Auburn: AU leads, 20-5  
at Clemson: AU leads, 10-7-1  
at Neutral Sites: AU leads, 4-3-1  
at Anderson, SC: AU leads, 1-0  
at Atlanta, GA: AU leads, 2-1  
at Mobile, AL: Tied, 1-1-1  
at Montgomery, AL: CU leads, 1-0

## COLORADO (AU leads, 1-0)

Year	Score	Site	Date
1972:	AU, 24-3	at Jacksonville, FL [Gator]	Dec. 30

at Neutral Sites: AU leads, 1-0 (Jacksonville, FL)

## DAVIDSON (DC leads, 2-0)

Year	Score	Site	Date
1905:	DC, 6-0	at Birmingham, AL	Oct. 20
1917:	DC, 21-7	at Atlanta, GA	Nov. 10

at Neutral Sites: DC leads, 2-0  
at Atlanta, GA: DC leads, 1-0  
at Birmingham, AL: DC leads, 1-0

## DETROIT (AU leads, 1-0)

Year	Score	Site	Date
1936:	AU, 6-0	at Detroit	Oct. 17

at Detroit: AU leads, 1-0

## DUKE (Tied, 3-3)

Year	Score	Site	Date
1892:	DU, 34-6	at Atlanta, GA	Nov. 22
1932:	AU, 18-7	at Birmingham, AL	Oct. 8
1933:	DU, 13-7	at Durham	Nov. 4
1934:	DU, 13-6	at Birmingham, AL	Nov. 3
1935:	AU, 7-0	at Durham	Oct. 25
1980:	AU, 35-28	at Auburn	Sept. 20

at Auburn: AU leads, 1-0  
at Durham: Tied, 1-1  
at Neutral Sites: DU leads, 2-1  
at Atlanta, GA: DU leads, 1-0  
at Birmingham, AL: Tied, 1-1

## EAST CAROLINA (AU leads, 3-0)

Year	Score	Site	Date
1985:	AU, 35-10	at Auburn	Nov. 9
1986:	AU, 45-0	at Auburn	Sept. 20
1994:	AU, 38-21	at Auburn	Nov. 5

at Auburn: AU leads, 3-0

## EAST TENN. STATE (AU leads, 1-0)

Year	Score	Site	Date
1994:	AU, 38-0	at Auburn	Sept. 24

at Auburn: AU leads, 1-0

## ERSKINE (AU leads, 1-0)

Year	Score	Site	Date
1932:	AU, 77-0	at Auburn	Oct. 1

at Auburn: AU leads, 1-0

## FLORIDA ATLANTIC (AU leads, 2-0)

Year	Score	Site	Date
2011:	AU, 30-14	at Auburn	Sept. 24
2013:	AU, 45-10	at Auburn	Oct. 26

at Auburn: AU leads, 2-0

## FLORIDA (AU leads, 43-38-2)

Year	Score	Site	Date
1912:	AU, 27-13	at Auburn	Oct. 12
1913:	AU, 55-0	at Auburn	Oct. 11
1914:	AU, 20-0	at Jacksonville, FL	Oct. 3
1915:	AU, 7-0	at Auburn	Oct. 9
1916:	AU, 20-0	at Jacksonville, FL	Nov. 11
1917:	AU, 68-0	at Auburn	Nov. 3
1927:	UF, 33-6	at Auburn	Oct. 8
1928:	UF, 27-0	at Gainesville	Oct. 13
1929:	UF, 19-0	at Montgomery, AL	Oct. 11
1930:	UF, 7-0	at Tampa, FL	Oct. 11
1931:	UF, 13-12	at Jacksonville, FL	Oct. 24
1932:	AU, 21-6	at Montgomery, AL	Nov. 12
1933:	UF, 14-7	at Gainesville	Nov. 25
1934:	UF, 14-7	at Montgomery, AL	Nov. 17
1935:	AU, 27-6	at Miami, FL	Nov. 30
1936:	AU, 13-0	at Montgomery, AL	Nov. 28
1937:	AU, 14-0	at Jacksonville, FL	Nov. 27
1938:	UF, 9-7	at Jacksonville, FL	Nov. 26
1939:	Tie, 7-7	at Auburn	Nov. 30
1940:	AU, 20-7	at Columbus, GA	Nov. 30
1942:	UF, 6-0	at Gainesville	Oct. 10
1945:	AU, 19-0	at Auburn	Nov. 3
1946:	AU, 47-12	at Gainesville	Nov. 30
1947:	AU, 20-14	at Montgomery, AL	Oct. 11
1948:	UF, 16-9	at Tampa, FL	Oct. 9
1949:	Tie, 14-14	at Mobile, AL	Oct. 8
1950:	UF, 27-7	at Gainesville	Oct. 14
1951:	AU, 14-13	at Auburn	Oct. 13
1952:	UF, 31-21	at Gainesville	Nov. 1
1953:	AU, 16-7	at Auburn	Oct. 31
1954:	UF, 19-13	at Gainesville	Oct. 2
1955:	AU, 13-0	at Auburn	Oct. 1
1956:	UF, 20-0	at Gainesville	Nov. 3
1957:	AU, 13-0	at Auburn	Nov. 2
1958:	AU, 6-5	at Gainesville	Nov. 1
1959:	AU, 6-0	at Auburn	Oct. 31
1960:	AU, 10-7	at Gainesville	Oct. 29
1961:	AU, 32-15	at Auburn	Nov. 25
1962:	UF, 22-3	at Gainesville	Nov. 3
1963:	AU, 19-0	at Auburn	Nov. 2
1964:	UF, 14-0	at Gainesville	Oct. 31
1965:	AU, 28-17	at Auburn	Oct. 30
1966:	UF, 30-27	at Gainesville	Oct. 29
1967:	AU, 26-21	at Auburn	Nov. 4
1968:	AU, 24-13	at Gainesville	Nov. 2
1969:	AU, 38-12	at Auburn	Nov. 1
1970:	AU, 63-14	at Gainesville	Oct. 31
1971:	AU, 40-7	at Auburn	Oct. 30
1972:	AU, 26-20	at Gainesville	Nov. 4
1973:	UF, 12-8	at Auburn	Nov. 3
1974:	UF, 25-14	at Gainesville	Nov. 2
1975:	UF, 31-14	at Auburn	Nov. 1
1976:	UF, 24-19	at Gainesville	Oct. 30
1977:	AU, 29-14	at Auburn	Oct. 29
1978:	UF, 31-7	at Gainesville	Nov. 4
1979:	AU, 19-13	at Auburn	Nov. 3
1980:	UF, 21-10	at Gainesville	Nov. 1
1981:	AU, 14-12	at Auburn	Oct. 31
1982:	UF, 19-17	at Gainesville	Oct. 30
1983:	AU, 28-21	at Auburn	Oct. 29
1984:	UF, 24-3	at Gainesville	Nov. 3
1985:	UF, 14-10	at Auburn	Nov. 2
1986:	UF, 18-17	at Gainesville	Nov. 1
1987:	AU, 29-6	at Auburn	Oct. 31

1988:	AU, 16-0	at Gainesville	Nov. 5
1989:	AU, 10-7	at Auburn	Nov. 4
1990:	UF, 48-7	at Gainesville	Nov. 3
1991:	UF, 31-10	at Auburn	Nov. 2
1992:	UF, 24-9	at Gainesville	Oct. 17
1993:	AU, 38-35	at Auburn	Oct. 16
1994:	AU, 36-33	at Gainesville	Oct. 15
1995:	UF, 49-38	at Auburn	Oct. 14
1996:	UF, 51-10	at Gainesville	Oct. 19
1997:	UF, 24-10	at Auburn	Oct. 18
1998:	UF, 24-3	at Gainesville	Oct. 17
1999:	UF, 32-14	at Auburn	Oct. 16
2000:	UF, 38-7	at Gainesville	Oct. 14
2000:	UF, 28-6	at Atlanta, GA [SEC Championship]	Dec. 2
2001:	AU, 23-20	at Auburn	Oct. 13
2002:	UF, 30-23	at Gainesville [OT]	Oct. 19
2006:	AU, 27-17	at Auburn	Oct. 14
2007:	AU, 20-17	at Gainesville	Sept. 29
2011:	AU, 17-6	at Auburn	Oct. 15

at Auburn: AU leads, 26-8-1  
at Gainesville: UF leads, 23-9  
at Neutral Sites: AU leads, 8-7-1  
at Atlanta, GA: UF leads, 1-0  
at Columbus, GA: AU leads, 1-0  
at Jacksonville, FL: AU leads, 3-2  
at Miami, FL: AU leads, 1-0  
at Mobile, AL: Tied, 0-0-1  
at Montgomery, AL: AU leads, 3-2  
at Tampa, FL: UF leads, 2-0

## FLORIDA STATE (AU leads, 13-5-1)

Year	Score	Site	Date
1954:	AU, 33-0	at Auburn	Oct. 23
1956:	AU, 13-7	at Auburn	Nov. 24
1957:	AU, 29-7	at Tallahassee	Nov. 23
1960:	AU, 57-21	at Auburn	Nov. 19
1962:	Tie, 14-14	at Auburn	Nov. 24
1963:	AU, 21-15	at Auburn	Nov. 23
1972:	AU, 27-14	at Auburn	Oct. 28
1974:	AU, 38-6	at Auburn	Oct. 26
1975:	AU, 17-14	at Tallahassee	Oct. 25
1976:	AU, 31-19	at Auburn	Oct. 23
1977:	FSU, 24-3	at Tallahassee	Oct. 22
1983:	AU, 27-24	at Auburn	Oct. 1
1984:	AU, 42-41	at Tallahassee	Oct. 13
1985:	AU, 59-27	at Auburn	Oct. 12
1987:	FSU, 34-6	at Auburn	Nov. 7
1988:	FSU, 13-7	at New Orleans, LA [Sugar]	Jan. 2,'89
1989:	FSU, 22-14	at Tallahassee	Oct. 21
1990:	AU, 20-17	at Auburn	Oct. 20
2013:	FSU, 34-31	at Pasadena, CA [BCS Championship]	Jan. 6,'14

at Auburn: AU leads, 10-1-1  
at Tallahassee: AU leads, 3-2  
at Neutral Sites: FSU leads, 2-0  
at New Orleans, LA: FSU leads, 1-0  
at Pasadena, CA: FSU leads, 1-0

## FORT BENNING (AU leads, 5-0)

Year	Score	Site	Date
1920:	AU, 14-2	at Auburn	Oct. 9
1921:	AU, 14-7	at Auburn	Oct. 22
1922:	AU, 30-0	at Auburn	Oct. 28
1923:	AU, 34-0	at Auburn	Oct. 27
1944:	AU, 7-0	at Auburn	Oct. 7

at Auburn: AU leads, 5-0

## FRESNO STATE (AU leads, 1-0)

Year	Score	Site	Date
1996:	AU, 62-0	at Auburn	Sept. 7

at Auburn: AU leads, 1-0

# All-Time Results vs. Opponents

## FURMAN (AU leads, 4-0)

Year	Score	Site	Date
1946:	AU, 26-6	at Auburn	Oct. 5
1955:	AU, 52-0	at Auburn	Oct. 22
1956:	AU, 41-0	at Auburn	Oct. 6
2009:	AU, 63-31	at Auburn	Nov. 7

at Auburn: AU leads, 4-0

## GEORGETOWN (Tied, 0-0-1)

Year	Score	Site	Date
1942:	Tie, 6-6	at Washington, DC	Oct. 17

at Washington: Tied, 0-0-1

## GEORGE WASHINGTON (GW leads, 1-0)

Year	Score	Site	Date
1933:	GW, 19-6	at Washington, DC	Oct. 21

at Washington: GW leads, 1-0

## GEORGIA NAVY P-F (GN leads, 1-0)

Year	Score	Site	Date
1942:	GN, 41-14	at Columbus, GA	Nov. 7

at Columbus, GA: GNP-F leads, 1-0

## GEORGIA (UGA leads, 59-56-8)

Year	Score	Site	Date
1892:	AU, 10-0	at Atlanta, GA	Feb. 20
1894:	UGA, 10-8	at Atlanta, GA	Nov. 24
1895:	AU, 16-6	at Atlanta, GA	Nov. 28
1896:	UGA, 12-6	at Atlanta, GA	Nov. 26
1898:	AU, 18-17	at Atlanta, GA	Nov. 24
1899:	Tie, 0-0	at Atlanta, GA	Nov. 18
1900:	AU, 44-0	at Atlanta, GA	Nov. 30
1901:	Tie, 0-0	at Atlanta, GA	Nov. 27
1902:	UGA, 12-5	at Atlanta, GA	Nov. 27
1903:	UGA, 13-22	at Atlanta, GA	Nov. 26
1904:	AU, 17-6	at Macon, GA	Nov. 24
1905:	AU, 20-0	at Macon, GA	Nov. 30
1906:	UGA, 4-0	at Macon, GA	Nov. 29
1907:	UGA, 6-0	at Macon, GA	Nov. 28
1908:	AU, 23-0	at Montgomery, AL	Nov. 27
1909:	AU, 17-5	at Montgomery, AL	Nov. 25
1910:	AU, 26-0	at Savannah, GA	Nov. 24
1911:	Tie, 0-0	at Savannah, GA	Nov. 29
1912:	UGA, 12-6	at Athens	Nov. 28
1913:	AU, 21-7	at Atlanta, GA	Nov. 22
1914:	Tie, 0-0	at Atlanta, GA	Nov. 21
1915:	AU, 12-0	at Athens	Oct. 30
1916:	AU, 3-0	at Columbus, GA	Nov. 4
1919:	AU, 7-0	at Columbus, GA	Nov. 1
1920:	UGA, 7-0	at Columbus, GA	Oct. 30
1921:	UGA, 7-0	at Columbus, GA	Oct. 29
1922:	AU, 7-3	at Columbus, GA	Nov. 4
1923:	UGA, 7-0	at Columbus, GA	Nov. 3
1924:	UGA, 6-0	at Columbus, GA	Nov. 15
1925:	UGA, 34-0	at Columbus, GA	Nov. 7
1926:	UGA, 16-6	at Columbus, GA	Nov. 6
1927:	UGA, 33-3	at Columbus, GA	Oct. 8
1928:	UGA, 13-0	at Columbus, GA	Nov. 3
1929:	UGA, 24-0	at Athens	Nov. 15
1930:	UGA, 39-7	at Columbus, GA	Nov. 25
1931:	UGA, 12-6	at Columbus, GA	Nov. 21
1932:	AU, 14-7	at Columbus, GA	Nov. 19
1933:	AU, 14-6	at Columbus, GA	Nov. 18
1934:	UGA, 18-0	at Columbus, GA	Nov. 24
1935:	AU, 19-7	at Columbus, GA	Nov. 23
1936:	AU, 20-13	at Columbus, GA	Oct. 24
1937:	Tie, 0-0	at Columbus, GA	Nov. 20
1938:	AU, 23-14	at Columbus, GA	Nov. 19
1939:	AU, 7-0	at Columbus, GA	Nov. 25
1940:	UGA, 14-13	at Columbus, GA	Nov. 2
1941:	UGA, 7-0	at Columbus, GA	Nov. 1
1942:	AU, 27-13	at Columbus, GA	Nov. 21
1944:	UGA, 49-13	at Columbus, GA	Nov. 18

1945:	UGA, 35-0	at Columbus, GA	Nov. 17
1946:	UGA, 41-0	at Columbus, GA	Nov. 16
1947:	UGA, 28-6	at Columbus, GA	Nov. 15
1948:	UGA, 42-14	at Columbus, GA	Nov. 13
1949:	Tie, 20-20	at Columbus, GA	Nov. 12
1950:	UGA, 12-10	at Columbus, GA	Nov. 18
1951:	UGA, 46-14	at Columbus, GA	Nov. 15
1952:	UGA, 13-7	at Columbus, GA	Nov. 15
1953:	AU, 39-18	at Columbus, GA	Nov. 14
1954:	AU, 35-0	at Columbus, GA	Nov. 13
1955:	AU, 16-13	at Columbus, GA	Nov. 12
1956:	AU, 20-0	at Columbus, GA	Nov. 17
1957:	AU, 6-0	at Columbus, GA	Nov. 16
1958:	AU, 21-6	at Columbus, GA	Nov. 15
1959:	UGA, 14-13	at Athens	Nov. 14
1960:	AU, 9-6	at Auburn	Nov. 12
1961:	AU, 10-7	at Athens	Nov. 18
1962:	UGA, 30-21	at Auburn	Nov. 17
1963:	AU, 14-0	at Athens	Nov. 16
1964:	AU, 14-7	at Auburn	Nov. 14
1965:	AU, 21-19	at Athens	Nov. 13
1966:	UGA, 21-13	at Auburn	Nov. 12
1967:	UGA, 17-0	at Athens	Nov. 18
1968:	UGA, 17-3	at Auburn	Nov. 16
1969:	AU, 16-3	at Athens	Nov. 15
1970:	UGA, 31-17	at Auburn	Nov. 14
1971:	AU, 35-20	at Athens	Nov. 13
1972:	AU, 27-10	at Auburn	Nov. 18
1973:	UGA, 28-14	at Athens	Nov. 17
1974:	AU, 17-13	at Auburn	Nov. 16
1975:	UGA, 28-13	at Athens	Nov. 15
1976:	UGA, 28-0	at Auburn	Nov. 13
1977:	AU, 33-14	at Athens	Nov. 12
1978:	Tie, 22-22	at Auburn	Nov. 18
1979:	AU, 33-13	at Athens	Nov. 17
1980:	UGA, 31-21	at Auburn	Nov. 15
1981:	UGA, 24-13	at Athens	Nov. 14
1982:	UGA, 19-14	at Auburn	Nov. 13
1983:	AU, 13-7	at Athens	Nov. 12
1984:	AU, 21-12	at Auburn	Nov. 17
1985:	AU, 24-10	at Athens	Nov. 16
1986:	UGA, 20-16	at Auburn	Nov. 15
1987:	AU, 27-11	at Athens	Nov. 14
1988:	AU, 20-10	at Auburn	Nov. 12
1989:	AU, 20-3	at Athens	Nov. 18
1990:	AU, 33-10	at Auburn	Nov. 17
1991:	UGA, 37-27	at Athens	Nov. 16
1992:	UGA, 14-10	at Auburn	Nov. 14
1993:	AU, 42-28	at Athens	Nov. 13
1994:	Tie, 23-23	at Auburn	Nov. 12
1995:	AU, 37-31	at Athens	Nov. 11
1996:	UGA, 56-49	at Auburn [4OT]	Nov. 16
1997:	AU, 45-34	at Athens	Nov. 15
1998:	UGA, 28-17	at Auburn	Nov. 14
1999:	AU, 38-21	at Athens	Nov. 13
2000:	AU, 29-26	at Auburn [OT]	Nov. 11
2001:	AU, 24-17	at Athens	Nov. 10
2002:	UGA, 24-21	at Auburn	Nov. 16
2003:	UGA, 26-7	at Athens	Nov. 15
2004:	AU, 24-6	at Auburn	Nov. 13
2005:	AU, 31-30	at Athens	Nov. 12
2006:	UGA, 37-15	at Auburn	Nov. 11
2007:	UGA, 45-20	at Athens	Nov. 10
2008:	UGA, 17-13	at Auburn	Nov. 15
2009:	UGA, 31-24	at Athens	Nov. 14
2010:	AU, 49-31	at Auburn	Nov. 13
2011:	UGA, 45-7	at Athens	Nov. 12
2012:	UGA, 38-0	at Auburn	Nov. 10
2013:	AU, 43-38	at Auburn	Nov. 16
2014:	UGA, 34-7	at Athens	Nov. 15
2015:	UGA, 20-13	at Auburn	Nov. 14
2016:	UGA, 13-7	at Athens	Nov. 12

2017:	AU, 40-17	at Auburn	Nov. 11
2017:	UGA, 28-7	at Atlanta	Dec. 2
[SEC Championship]			
2018:	UGA, 27-10	at Athens	Nov. 10
at Auburn: UGA leads, 16-12-2			
at Athens: AU leads, 19-14			
at Neutral Sites: UGA leads, 28-26-6			
at Atlanta, GA: Tied, 5-5-3			
at Columbus, GA: UGA leads, 21-16-2			
at Macon, GA: Tied, 2-2			
at Montgomery, AL: AU leads, 2-0			
at Savannah, GA: AU leads, 1-0-1			

## GA. SOUTHERN (AU leads, 2-0)

Year	Score	Site	Date
1991:	AU, 32-17	at Auburn	Aug. 31
2017:	AU, 41-7	at Auburn	Sept. 2

at Auburn: AU leads, 2-0

## GEORGIA TECH (AU leads, 47-41-4)

Year	Score	Site	Date
1892:	AU, 26-0	at Atlanta	Nov. 25
1893:	Tie, 0-0	at Atlanta	Dec. 7
1894:	AU, 94-0	at Atlanta	Nov. 17
1896:	AU, 45-0	at Atlanta	Nov. 7
1898:	AU, 29-6	at Auburn	Nov. 5
1899:	AU, 63-0	at Auburn	Oct. 14
1902:	AU, 18-6	at Atlanta	Oct. 11
1903:	AU, 10-5	at Atlanta	Nov. 14
1904:	AU, 12-0	at Auburn	Oct. 29
1906:	GT, 11-0	at Atlanta	Nov. 3
1907:	AU, 12-6	at Atlanta	Oct. 26
1908:	AU, 44-0	at Atlanta	Nov. 7
1909:	AU, 17-5	at Atlanta	Nov. 6
1910:	AU, 16-0	at Atlanta	Nov. 5
1911:	AU, 11-6	at Atlanta	Nov. 4
1912:	AU, 27-7	at Atlanta	Nov. 2
1913:	AU, 20-0	at Atlanta	Nov. 8
1914:	AU, 14-0	at Atlanta	Nov. 7
1915:	GT, 7-0	at Atlanta	Nov. 25
1916:	GT, 33-7	at Atlanta	Nov. 30
1917:	GT, 68-7	at Atlanta	Nov. 29
1918:	GT, 41-0	at Atlanta	Nov. 28
1919:	AU, 14-7	at Atlanta	Nov. 27
1920:	GT, 34-0	at Atlanta	Nov. 25
1921:	GT, 14-0	at Atlanta	Nov. 24
1922:	GT, 14-6	at Atlanta	Nov. 30
1923:	Tie, 0-0	at Atlanta	Nov. 29
1924:	GT, 7-0	at Atlanta	Nov. 27
1925:	Tie, 7-7	at Atlanta	Nov. 26
1926:	GT, 20-7	at Atlanta	Nov. 26
1927:	GT, 18-0	at Atlanta	Nov. 24
1928:	GT, 51-0	at Atlanta	Nov. 29
1929:	GT, 19-6	at Atlanta	Nov. 28
1930:	GT, 14-12	at Atlanta	Oct. 18
1931:	AU, 13-0	at Atlanta	Oct. 17
1932:	AU, 6-0	at Atlanta	Oct. 15
1933:	GT, 16-6	at Atlanta	Oct. 14
1934:	AU, 18-6	at Atlanta	Nov. 10
1935:	AU, 33-7	at Atlanta	Nov. 9
1936:	AU, 13-12	at Atlanta	Nov. 7
1937:	AU, 21-0	at Atlanta	Oct. 23
1938:	GT, 7-6	at Atlanta	Oct. 22
1939:	GT, 7-6	at Atlanta	Oct. 28
1940:	AU, 16-7	at Atlanta	Oct. 26
1941:	GT, 28-14	at Atlanta	Oct. 25
1942:	GT, 15-0	at Atlanta	Sept. 26
1944:	GT, 27-0	at Atlanta	Oct. 14
1945:	GT, 20-7	at Atlanta	Oct. 27
1946:	GT, 27-6	at Atlanta	Oct. 26
1947:	GT, 27-7	at Atlanta	Oct. 18
1948:	GT, 27-0	at Atlanta	Oct. 16
1949:	GT, 35-21	at Atlanta	Oct. 15
1950:	GT, 20-0	at Atlanta	Oct. 21

1951:	GT, 27-7	at Atlanta	Oct. 20
1952:	GT, 33-0	at Atlanta	Oct. 18
1953:	GT, 36-6	at Atlanta	Oct. 17
1954:	GT, 14-7	at Atlanta	Oct. 16
1955:	AU, 14-12	at Atlanta	Oct. 15
1956:	GT, 28-7	at Atlanta	Oct. 20
1957:	AU, 3-0	at Atlanta	Oct. 19
1958:	Tie, 7-7	at Atlanta	Oct. 18
1959:	AU, 7-6	at Atlanta	Oct. 17
1960:	AU, 9-7	at Birmingham, AL	Oct. 15
1961:	GT, 7-6	at Atlanta	Oct. 21
1962:	AU, 17-14	at Birmingham, AL	Oct. 20
1963:	AU, 29-21	at Atlanta	Oct. 19
1964:	GT, 7-3	at Birmingham, AL	Oct. 17
1965:	GT, 23-14	at Atlanta	Oct. 16
1966:	GT, 17-3	at Birmingham, AL	Oct. 15
1967:	AU, 28-10	at Atlanta	Oct. 21
1968:	GT, 21-20	at Birmingham, AL	Oct. 19
1969:	AU, 17-14	at Atlanta	Oct. 18
1970:	AU, 31-7	at Auburn	Oct. 17
1971:	AU, 31-14	at Atlanta	Oct. 16
1972:	AU, 24-14	at Auburn	Oct. 21
1973:	AU, 24-10	at Atlanta	Oct. 20
1974:	AU, 31-22	at Auburn	Oct. 19
1975:	AU, 31-27	at Atlanta	Oct. 18
1976:	GT, 28-10	at Auburn	Oct. 16
1977:	GT, 38-21	at Atlanta	Oct. 15
1978:	GT, 24-10	at Auburn	Oct. 21
1979:	AU, 38-14	at Atlanta	Oct. 20
1980:	AU, 31-7	at Auburn	Oct. 18
1981:	AU, 31-7	at Atlanta	Oct. 17
1982:	AU, 24-0	at Auburn	Oct. 16
1983:	AU, 31-13	at Atlanta	Oct. 15
1984:	AU, 48-34	at Auburn	Oct. 20
1985:	AU, 17-14	at Atlanta	Oct. 19
1986:	AU, 31-10	at Auburn	Oct. 18
1987:	AU, 20-10	at Atlanta	Oct. 17
2003:	GT, 17-3	at Atlanta	Sept. 6
2005:	GT, 14-23	at Auburn	Sept. 3
at Auburn: AU leads, 10-3			
at Atlanta: Tied, 35-35-4			
at Neutral Sites: GT leads, 3-2			
at Birmingham, AL: GT leads, 3-2			

## GORDON (AU leads, 4-0)

Year	Score	Site	Date
1906:	AU, 15-0	at Auburn	Oct. 13
1907:	AU, 34-0	at Auburn	Oct. 12
1908:	AU, 42-0	at Auburn	Oct. 10
1909:	AU, 46-0	at Auburn	Oct. 9

at Auburn: AU leads, 4-0

## HARDIN-SIMMONS (AU leads, 1-0)

Year	Score	Site	Date
1959:	AU, 35-12	at Auburn	Oct. 3

at Auburn: AU leads, 1-0

## HOUSTON (AU leads, 5-1)

Year	Score	Site	Date
1956:	AU, 12-0	at Auburn	Oct. 27
1957:	AU, 48-7	at Houston	Oct. 26
1963:	AU, 21-14	at Houston	Sept. 21
1964:	AU, 30-0	at Auburn</	



# All-Time Results vs. Opponents

## INDIANA (AU leads, 1-0)

Year	Score	Site	Date
1990:	AU, 27-23	at Atlanta, GA [Peach]	Dec. 29

at Neutral Sites: AU leads, 1-0  
at Atlanta, GA: AU leads, 1-0

## JACKSONVILLE STATE (AU leads, 1-0)

Year	Score	Site	Date
2015:	AU, 27-20/OT	at Auburn	Sept. 12

at Auburn: AU leads, 1-0

## KANSAS (AU leads, 2-0)

Year	Score	Site	Date
1987:	AU, 49-0	at Auburn	Sept. 12
1988:	AU, 56-7	at Auburn	Sept. 17

at Auburn: AU leads, 2-0

## KANSAS STATE (AU leads, 4-0)

Year	Score	Site	Date
1978:	AU, 45-32	at Manhattan	Sept. 16
1979:	AU, 26-18	at Auburn	Sept. 15
2007:	AU, 23-13	at Auburn	Sept. 1
2014:	AU, 20-14	at Manhattan	Sept. 18

at Auburn: AU leads, 2-0

at Manhattan: AU leads, 2-0

## KENTUCKY (AU leads, 26-6-1)

Year	Score	Site	Date
1934:	UK, 9-0	at Lexington	Oct. 27
1935:	AU, 23-0	at Montgomery, AL	Oct. 19
1954:	UK, 21-14	at Lexington	Oct. 9
1955:	Tie, 14-14	at Birmingham, AL	Oct. 8
1956:	AU, 13-0	at Lexington	Oct. 13
1957:	AU, 6-0	at Auburn	Oct. 12
1958:	AU, 8-0	at Lexington	Oct. 11
1959:	AU, 33-0	at Auburn	Oct. 10
1960:	AU, 10-7	at Lexington	Oct. 1
1961:	UK, 14-12	at Auburn	Oct. 7
1962:	AU, 16-6	at Lexington	Oct. 6
1963:	AU, 14-13	at Auburn	Oct. 5
1964:	UK, 20-0	at Lexington	Oct. 3
1965:	AU, 23-18	at Auburn	Oct. 2
1966:	UK, 17-7	at Lexington	Oct. 1
1967:	AU, 48-7	at Auburn	Oct. 7
1968:	AU, 26-7	at Lexington	Oct. 5
1969:	AU, 44-3	at Auburn	Oct. 4
1970:	AU, 33-15	at Lexington	Oct. 3
1971:	AU, 38-6	at Auburn	Oct. 2
1974:	AU, 31-13	at Auburn	Oct. 12
1975:	AU, 15-9	at Lexington	Oct. 11
1982:	AU, 18-3	at Auburn	Oct. 9
1983:	AU, 49-21	at Lexington	Oct. 8
1988:	AU, 20-10	at Auburn	Sept. 10
1989:	AU, 24-12	at Lexington	Oct. 7
1994:	AU, 41-14	at Auburn	Sept. 29
1995:	AU, 42-21	at Lexington	Sept. 30
2004:	AU, 42-10	at Auburn	Oct. 23
2005:	AU, 49-27	at Lexington	Nov. 5
2009:	UK, 21-14	at Auburn	Oct. 17
2010:	AU, 37-34	at Lexington	Oct. 9
2015:	AU, 30-27	at Lexington	Oct. 15

at Auburn: AU leads, 12-2

at Lexington: AU leads, 13-4

at Neutral Sites: Tied, 1-0-1

at Birmingham, AL: Tied, 0-0-1

at Montgomery, AL: AU leads, 1-0

## LIBERTY (AU leads, 1-0)

Year	Score	Site	Date
2018:	AU, 53-0	at Auburn	Nov. 17

at Auburn: AU leads, 1-0

## LOUISIANA COLLEGE (AU leads, 1-0)

Year	Score	Site	Date
1951:	AU, 49-0	at Auburn	Nov. 3

at Auburn: AU leads, 1-0

## LOUISIANA-LAFAYETTE (AU leads, 4-0)

Year	Score	Site	Date
1945:	AU, 52-0	at Auburn	Nov. 10
1985:	AU, 49-7	at Auburn	Sept. 7
1991:	AU, 50-7	at Auburn	Nov. 9
1992:	AU, 25-24	at Auburn	Oct. 24

at Auburn: AU leads, 4-0

## LA-MONROE/ULM (AU leads, 11-0)

Year	Score	Site	Date
1994:	AU, 44-12	at Auburn	Sept. 10
1995:	AU, 38-14	at Auburn	Nov. 4
1996:	AU, 28-24	at Auburn	Nov. 9
2002:	AU, 52-14	at Auburn	Nov. 9
2003:	AU, 73-7	at Auburn	Nov. 1
2004:	AU, 31-0	at Auburn	Sept. 4
2008:	AU, 34-0	at Auburn	Aug. 30
2010:	AU, 52-3	at Auburn	Oct. 2
2012:	AU, 31-28	at Auburn [OT]	Sept. 15
2016:	AU, 58-7	at Auburn	Oct. 1
2017:	AU, 42-14	at Auburn	Nov. 18

at Auburn: AU leads, 11-0

## LSU (LSU leads, 30-22-1)

Year	Score	Site	Date
1901:	AU, 28-0	at Baton Rouge	Nov. 20
1902:	LSU, 5-0	at Baton Rouge	Oct. 27
1903:	AU, 12-0	at Auburn	Nov. 11
1908:	LSU, 10-2	at Auburn	Oct. 31
1912:	AU, 7-0	at Mobile, AL	Nov. 9
1913:	AU, 7-0	at Mobile, AL	Nov. 1
1924:	AU, 3-0	at Birmingham, AL	Oct. 25
1926:	LSU, 10-0	at Montgomery, AL	Oct. 16
1927:	LSU, 9-0	at Montgomery, AL	Oct. 15
1934:	LSU, 20-6	at Baton Rouge	Oct. 13
1935:	LSU, 6-0	at Baton Rouge	Nov. 2
1936:	LSU, 19-6	at Birmingham, AL	Nov. 14
1937:	LSU, 9-7	at Baton Rouge	Nov. 13
1938:	AU, 28-6	at Birmingham, AL	Nov. 12
1939:	AU, 21-7	at Baton Rouge	Nov. 18
1940:	LSU, 21-13	at Birmingham, AL	Nov. 16
1941:	Tie, 7-7	at Baton Rouge	Nov. 15
1942:	AU, 25-7	at Birmingham, AL	Nov. 14
1969:	LSU, 21-20	at Baton Rouge	Oct. 25
1970:	LSU, 17-9	at Auburn	Oct. 24
1972:	LSU, 35-7	at Baton Rouge	Oct. 14
1973:	LSU, 20-6	at Auburn	Oct. 13
1980:	LSU, 21-17	at Baton Rouge	Oct. 11
1981:	AU, 19-7	at Auburn	Oct. 10
1988:	LSU, 7-6	at Baton Rouge	Oct. 8
1989:	AU, 10-6	at Auburn	Oct. 14
1992:	AU, 30-28	at Auburn	Sept. 19
1993:	AU, 34-10	at Baton Rouge	Sept. 18
1994:	AU, 30-26	at Auburn	Sept. 17
1995:	LSU, 12-6	at Baton Rouge	Sept. 16
1996:	LSU, 19-15	at Auburn	Sept. 21
1997:	AU, 31-28	at Baton Rouge	Sept. 20
1998:	LSU, 31-19	at Auburn	Sept. 19
1999:	AU, 41-7	at Baton Rouge	Sept. 18
2000:	AU, 34-17	at Auburn	Sept. 16
2001:	LSU, 27-15	at Baton Rouge	Dec. 1
2002:	AU, 31-7	at Auburn	Oct. 26
2003:	LSU, 31-7	at Baton Rouge	Oct. 25
2004:	AU, 10-9	at Auburn	Sept. 18
2005:	LSU, 20-17	at Baton Rouge [OT]	Oct. 22
2006:	AU, 7-3	at Auburn	Sept. 16
2007:	LSU, 30-24	at Baton Rouge	Oct. 20
2008:	LSU, 26-21	at Auburn	Sept. 20

2009:	LSU, 31-10	at Baton Rouge	Oct. 24
2010:	AU, 24-17	at Auburn	Oct. 23
2011:	LSU, 45-10	at Baton Rouge	Oct. 22
2012:	LSU, 12-10	at Auburn	Sept. 22
2013:	LSU, 35-21	at Baton Rouge	Sept. 21
2014:	AU, 41-7	at Auburn	Oct. 4
2015:	LSU, 45-21	at Baton Rouge	Sept. 19
2016:	AU, 18-13	at Auburn	Sept. 24
2017:	LSU, 27-23	at Baton Rouge	Oct. 14
2018:	LSU, 22-21	at Auburn	Sept. 15

at Auburn: AU leads, 12-8

at Baton Rouge: LSU leads, 18-5-1

at Neutral Sites: AU leads, 5-4

at Birmingham, AL: AU leads, 3-2

at Mobile, AL: AU leads, 2-0

at Montgomery, AL: LSU leads, 2-0

## LOUISIANA TECH (AU leads, 12-0-1)

Year	Score	Site	Date
1941:	AU, 34-0	at Auburn	Oct. 11
1945:	AU, 29-0	at Auburn	Nov. 24
1947:	AU, 14-0	at Auburn	Oct. 4
1948:	Tie, 13-13	at Auburn	Oct. 2
1989:	AU, 38-23	at Auburn	Nov. 11
1990:	AU, 16-14	at Auburn	Oct. 6
1997:	AU, 49-13	at Auburn	Oct. 11
1998:	AU, 32-17	at Auburn	Oct. 24
2000:	AU, 38-28	at Auburn	Oct. 21
2001:	AU, 48-41	at Auburn [OT]	Oct. 20
2004:	AU, 52-7	at Auburn	Oct. 9
2009:	AU, 37-13	at Auburn	Sept. 5
2014:	AU, 45-17	at Auburn	Sept. 27

at Auburn: AU leads, 12-0-1

## LOUISVILLE (AU leads, 2-0)

Year	Score	Site	Date
1974:	AU, 16-3	at Birmingham, AL	Sept. 14
2015:	AU, 31-24	at Atlanta	Sept. 5

at Neutral Sites: AU leads, 2-0

at Birmingham, AL: AU leads, 1-0

at Atlanta, GA: AU leads, 1-0

## LOYOLA (AU leads, 1-0)

Year	Score	Site	Date
1936:	AU, 44-0	at Auburn	Nov. 21

at Auburn: AU leads, 1-0

## MANHATTAN (MC leads, 1-0)

Year	Score	Site	Date
1939:	MC, 7-0	at New York	Oct. 21

at New York: MC leads, 1-0

## MARION (AU leads, 6-0)

Year	Score	Site	Date
1914:	AU, 39-0	at Auburn	Sept. 26
1915:	AU, 78-0	at Selma, AL	Oct. 1
1918:	AU, 20-7	at Marion	Nov. 3
1919:	AU, 37-0	at Auburn	Sept. 27
1920:	AU, 27-0	at Auburn	Sept. 23
1922:	AU, 61-0	at Auburn	Sept. 23

at Auburn: AU leads, 4-0

at Marion: AU leads, 1-0

at Neutral Sites: AU leads, 1-0

at Selma, AL: AU leads, 1-0

## MARYLAND (AU leads, 2-1)

Year	Score	Site	Date
1952:	UM, 13-7	at Birmingham, AL	Sept. 27
1958:	AU, 20-7	at Auburn	Oct. 25
1983:	AU, 35-23	at Auburn	Nov. 5

at Auburn: AU leads, 2-0

at Neutral Sites: UM leads, 1-0

at Birmingham, AL: UM leads, 1-0

## MARYVILLE (AU leads, 1-0-1)

Year	Score	Site	Date
1906:	Tie, 0-0	at Auburn	Oct. 8
1907:	AU, 29-0	at Auburn	Oct. 7

at Auburn: AU leads, 1-0-1

## MARQUETTE (MU leads, 1-0)

Year	Score	Site	Date
1926:	MU, 19-3	at Birmingham, AL	Nov. 13

at Neutral Sites: MU leads, 1-0

at Birmingham, AL: MU leads, 1-0

## MAXWELL FIELD (MF leads, 1-0)

Year	Score	Site	Date
1945:	MF, 7-0	at Montgomery	Sept. 28

at Montgomery: MF leads, 1-0

## MEMPHIS (UM leads, 2-1)

Year	Score	Site	Date
1975:	UM, 31-20	at Auburn	Sept. 13
1976:	UM, 28-27	at Memphis	Oct. 9
2015:	AU, 31-10	at Birmingham [Birmingham]	Dec. 30

at Auburn: UM leads, 1-0

at Memphis: UM leads, 1-0

at Neutral Sites: AU leads, 1-0

at Birmingham, AL: AU leads, 1-0

## MERCER (AU leads, 12-0)

Year	Score	Site	Date
1896:	AU, 46-0	at Macon	Oct. 6
1897:	AU, 26-0	at Macon	Oct. 23
1907:	AU, 63-0	at Auburn	Nov. 9
1908:	AU, 23-0	at Macon	Oct. 17



# All-Time Results vs. Opponents

at Neutral Sites: Tied, 1-1  
at New Orleans, LA: AU leads, 1-0  
at Orlando, FL: UM leads, 1-0

## MICHIGAN STATE (AU leads, 1-0)

Year	Score	Site	Date
1937:	AU, 6-0	at Miami, FL [Orange]	Jan. 1,'38

at Neutral Sites: AU leads, 1-0  
at Miami, FL: AU leads, 1-0

## OLE MISS (AU leads, 32-11)

Year	Score	Site	Date
1928:	UM, 19-0	at Birmingham, AL	Oct. 20
1932:	AU, 14-7	at Montgomery, AL	Oct. 29
1949:	UM, 40-7	at Montgomery, AL	Sept. 23
1951:	UM, 39-14	at Mobile, AL	Nov. 10
1952:	UM, 20-7	at Memphis, TN	Oct. 4
1953:	AU, 13-0	at Auburn	Oct. 3
1965:	UM, 13-7	at Memphis, TN [Liberty]	Dec. 18
1970:	AU, 35-28	at Jacksonville, FL [Gator]	Jan. 2,'71
1972:	AU, 19-13	at Jackson, MS	Oct. 7
1973:	AU, 14-7	at Auburn	Oct. 6
1976:	AU, 10-0	at Jackson, MS	Oct. 2
1977:	AU, 21-15	at Auburn	Oct. 1
1984:	AU, 17-13	at Oxford	Oct. 6
1985:	AU, 41-0	at Auburn	Oct. 5
1990:	AU, 24-10	at Jackson, MS	Sept. 15
1991:	AU, 23-13	at Auburn	Sept. 14
1992:	UM, 45-21	at Oxford	Sept. 5
1993:	AU, 16-12	at Auburn	Sept. 2
1994:	AU, 22-17	at Oxford	Sept. 3
1995:	AU, 46-13	at Auburn	Sept. 2
1996:	AU, 45-28	at Oxford	Sept. 14
1997:	AU, 19-9	at Auburn	Sept. 13
1998:	AU, 17-0	at Oxford	Sept. 12
1999:	UM, 24-17 (OT)	at Auburn	Sept. 25
2000:	AU, 35-27	at Oxford	Sept. 9
2001:	AU, 27-21	at Auburn	Sept. 8
2002:	AU, 31-24	at Oxford	Nov. 2
2003:	UM, 20-24	at Auburn	Nov. 8
2004:	AU, 35-14	at Oxford	Oct. 30
2005:	AU, 27-3	at Auburn	Oct. 29
2006:	AU, 23-17	at Oxford	Oct. 28
2007:	AU, 17-3	at Auburn	Oct. 27
2008:	UM, 17-7	at Oxford	Nov. 1
2009:	AU, 33-20	at Auburn	Oct. 31
2010:	AU, 51-31	at Oxford	Oct. 30
2011:	AU, 41-23	at Auburn	Oct. 29
2012:	UM, 41-20	at Oxford	Oct. 13
2013:	AU, 30-22	at Auburn	Oct. 5
2014:	AU, 35-31	at Oxford	Nov. 1
2015:	UM, 27-19	at Auburn	Oct. 31
2016:	AU, 40-29	at Oxford	Oct. 29
2017:	AU, 44-23	at Auburn	Oct. 7
2018:	AU, 31-16	at Oxford	Oct. 20

at Auburn: AU leads, 15-3

at Oxford: AU leads, 12-3

at Neutral Sites: Tied, 5-5

at Birmingham, AL: UM leads, 1-0  
at Jackson, MS: AU leads 3-0  
at Jacksonville, FL: AU leads, 1-0  
at Memphis, TN: UM leads, 2-0  
at Mobile, AL: UM leads, 1-0  
at Montgomery, AL: Tied, 1-1

## MISSISSIPPI STATE (AU leads, 63-27-2)

Year	Score	Site	Date
1905:	AU, 18-0	at Columbus, MS	Oct. 27
1910:	AU, 6-0	at Auburn	Oct. 8
1911:	AU, 11-5	at Birmingham, AL	Oct. 28
1912:	AU, 7-0	at Birmingham, AL	Oct. 26

1913:	AU, 34-0	at Birmingham, AL	Oct. 18
1914:	AU, 19-0	at Birmingham, AL	Oct. 24
1915:	AU, 26-0	at Birmingham, AL	Oct. 23
1916:	AU, 7-3	at Birmingham, AL	Oct. 28
1917:	AU, 13-6	at Birmingham, AL	Oct. 27
1919:	AU, 7-0	at Birmingham, AL	Nov. 15
1927:	MSU, 7-0	at Birmingham, AL	Nov. 12
1928:	MSU, 13-0	at Birmingham, AL	Nov. 17
1930:	MSU, 7-6	at Birmingham, AL	Nov. 15
1937:	AU, 33-7	at Birmingham, AL	Oct. 16
1938:	AU, 20-6	at Montgomery, AL	Oct. 14
1939:	AU, 7-0	at Birmingham, AL	Oct. 14
1940:	Tie, 7-7	at Birmingham, AL	Oct. 12
1941:	MSU, 14-7	at Birmingham, AL	Nov. 8
1942:	MSU, 6-0	at Birmingham, AL	Oct. 31
1944:	MSU, 26-21	at Birmingham, AL	Nov. 11
1945:	MSU, 20-0	at Birmingham, AL	Oct. 6
1946:	MSU, 33-0	at Birmingham, AL	Nov. 9
1947:	MSU, 14-0	at Birmingham, AL	Nov. 8
1948:	MSU, 20-0	at Birmingham, AL	Nov. 6
1949:	AU, 25-6	at Auburn	Nov. 5
1950:	MSU, 27-0	at Starkville	Nov. 4
1952:	MSU, 49-34	at Auburn	Nov. 8
1953:	Tie, 21-21	at Starkville	Oct. 10
1955:	AU, 27-26	at Auburn	Nov. 5
1956:	AU, 27-20	at Auburn	Nov. 10
1957:	AU, 15-7	at Birmingham, AL	Nov. 9
1958:	AU, 33-14	at Auburn	Nov. 8
1959:	AU, 31-0	at Birmingham, AL	Nov. 7
1960:	AU, 27-12	at Auburn	Nov. 5
1961:	MSU, 11-10	at Birmingham, AL	Nov. 11
1962:	AU, 9-3	at Auburn	Nov. 10
1963:	MSU, 13-10	at Jackson, MS	Nov. 9
1964:	AU, 12-3	at Auburn	Nov. 7
1965:	AU, 25-18	at Birmingham, AL	Nov. 6
1966:	AU, 13-0	at Jackson, MS	Nov. 5
1967:	AU, 36-0	at Auburn	Nov. 11
1968:	AU, 26-0	at Jackson, MS	Sept. 28
1969:	AU, 52-13	at Auburn	Nov. 8
1970:	AU, 56-0	at Birmingham, AL	Nov. 7
1971:	AU, 30-21	at Auburn	Nov. 6
1972:	AU, 14-3	at Jackson, MS	Sept. 9
1973:	AU, 31-17	at Auburn	Nov. 10
1974:	AU, 24-20	at Jackson, MS	Nov. 9
1975:	*Tie, 21-21	at Auburn	Nov. 8
1976:	*MSU, 28-19	at Jackson, MS	Nov. 6
1977:	*MSU, 27-13	at Auburn	Nov. 5
1978:	AU, 6-0	at Starkville	Nov. 11
1979:	AU, 14-3	at Auburn	Nov. 10
1980:	MSU, 24-21	at Jackson, MS	Oct. 25
1981:	MSU, 21-17	at Auburn	Oct. 24
1982:	AU, 35-17	at Starkville	Oct. 23
1983:	AU, 28-13	at Auburn	Oct. 22
1984:	AU, 24-21	at Starkville	Oct. 27
1985:	AU, 21-9	at Auburn	Oct. 26
1986:	AU, 35-6	at Starkville	Oct. 25
1987:	AU, 38-7	at Auburn	Oct. 24
1988:	AU, 33-0	at Auburn	Oct. 22
1989:	AU, 14-0	at Auburn	Oct. 28
1990:	AU, 17-16	at Starkville	Oct. 27
1991:	MSU, 24-17	at Auburn	Oct. 26
1992:	MSU, 14-7	at Starkville	Oct. 10
1993:	AU, 31-17	at Auburn	Oct. 9
1994:	AU, 42-18	at Starkville	Oct. 8
1995:	AU, 48-20	at Auburn	Oct. 7
1996:	AU, 49-15	at Starkville	Oct. 12
1997:	MSU, 20-0	at Auburn	Nov. 1
1998:	MSU, 38-21	at Starkville	Oct. 10
1999:	MSU, 18-16	at Auburn	Oct. 9
2000:	MSU, 17-10	at Starkville	Oct. 7
2001:	AU, 16-14	at Auburn	Oct. 6
2002:	AU, 42-14	at Starkville	Sept. 19
2003:	AU, 45-13	at Auburn	Oct. 18
2004:	AU, 43-14	at Starkville	Sept. 11

2005:	AU, 28-0	at Auburn	Sept. 10
2006:	AU, 34-0	at Starkville	Sept. 9
2007:	MSU, 19-14	at Auburn	Sept. 8
2008:	AU, 3-2	at Starkville	Sept. 13
2009:	AU, 49-24	at Auburn	Sept. 12
2010:	AU, 17-14	at Starkville	Sept. 9
2011:	AU, 41-34	at Auburn	Sept. 10
2012:	MSU, 28-10	at Starkville	Sept. 8
2013:	AU, 24-20	at Auburn	Sept. 14
2014:	MSU, 38-23	at Starkville	Oct. 11
2015:	MSU, 17-9	at Auburn	Sept. 26
2016:	AU, 38-14	at Starkville	Oct. 8
2017:	AU, 49-10	at Auburn	Sept. 30
2018:	MSU, 23-9	at Starkville	Oct. 6

at Auburn: AU leads, 29-7

at Starkville: AU leads, 13-7-1

at Neutral Sites: AU leads, 21-13-1  
at Birmingham, AL: AU leads, 14-11-1

at Columbus, MS: AU leads, 1-0

at Jackson, MS: AU leads, 5-2

at Montgomery, AL: AU leads, 1-0  
\*MSU forfeit

## MISSOURI (AU leads, 2-1)

Year	Score	Site	Date
1973:	MU, 34-17	at El Paso, TX [Sun]	Dec. 19
2013:	AU, 59-42	at Atlanta, GA [SEC Championship]	Dec. 7
2017:	AU, 51-14	at Columbia	Sept. 23

at Columbia: AU leads, 1-0

at Neutral Sites: tied, 1-1

at El Paso, TX: MU leads, 1-0

at Atlanta, GA: AU leads, 1-0

at Tampa, FL: AU leads, 1-0

at Tampa, FL: AU leads, 1-0

at Tampa, FL: AU leads, 1-0

at Tampa, FL: AU leads, 1-0

at Tampa, FL: AU leads, 1-0

at Tampa, FL: AU leads, 1-0

at Tampa, FL: AU leads, 1-0

at Tampa, FL: AU leads, 1-0

at Tampa, FL: AU leads, 1-0

at Tampa, FL: AU leads, 1-0

at Tampa, FL: AU leads, 1-0

at Tampa, FL: AU leads, 1-0

at Tampa, FL: AU leads, 1-0

at Tampa, FL: AU leads, 1-0

at Tampa, FL: AU leads, 1-0

at Tampa, FL: AU leads, 1-0

at Tampa, FL: AU leads, 1-0

at Tampa, FL: AU leads, 1-0

at Tampa, FL: AU leads, 1-0

at Tampa, FL: AU leads, 1-0

at Tampa, FL: AU leads, 1-0

at Tampa, FL: AU leads, 1-0

at Tampa, FL: AU leads, 1-0

at Tampa, FL: AU leads, 1-0

at Tampa, FL: AU leads, 1-0

at Tampa, FL: AU leads, 1-0

at Tampa, FL: AU leads, 1-0

at Tampa, FL: AU leads, 1-0

at Tampa, FL: AU leads, 1-0

at Tampa, FL: AU leads, 1-0

at Tampa, FL: AU leads, 1-0

at Tampa, FL: AU leads, 1-0

at Tampa, FL: AU leads, 1-0

at Tampa, FL: AU leads, 1-0

at Tampa, FL: AU leads, 1-0

at Tampa, FL: AU leads, 1-0

at Tampa, FL: AU leads, 1-0

at Tampa, FL: AU leads, 1-0

## NORTH ALABAMA A.C. (AU leads, 1-0)

Year	Score	Site	Date
1914:	AU, 60-0	at Auburn	Oct. 17

at Auburn: AU leads, 1-0

## NORTH CAROLINA (UNC leads, 4-2)

Year	Score	Site	Date
1892:	UNC, 64-0	at Atlanta, GA	Nov. 23
1898:	UNC, 24-0	at Auburn	Nov. 14
1901:	UNC, 10-0	at Auburn	Oct. 26
1987:	AU, 20-10	at Chapel Hill	Oct. 3
1988:	AU, 47-21	at Auburn	Oct. 1
2001:	UNC, 16-10	at Atlanta, (Peach)	Dec. 31

at Auburn: UNC leads, 2-1

at Chapel Hill: AU leads, 1-0

at Neutral Sites: UNC leads, 2-0

at Atlanta, GA: UNC leads, 2-0

## NORTH CAROLINA STATE (Tied, 1-1)

Year	Score	Site	Date
1977:	NCSU, 17-15	at Auburn	Oct. 8
1979:	AU, 44-31	at Auburn	Oct. 6

at Auburn: Tied, 1-1

## NORTH TEXAS (AU leads, 1-0)

Year	Score	Site	Date
1981:	AU, 20-0	at Auburn	Nov. 7

at Auburn: AU leads, 1-0

## NORTHERN ILLINOIS (AU leads, 1-0)

Year	Score	Site	Date
2000:	AU, 31-14	at Auburn	Sept. 23

at Auburn: AU leads, 1-0

## NORTHWESTERN (AU leads, 1-0)

Year	Score	Site	Date
2009:	AU, 38-35	at Tampa, FL (OT) [Outback]	Jan. 1, '10

at Tampa, FL: AU leads, 1-0

## OGLETHORPE (AU leads, 4-0)

Year	Score	Site	Date
1918:	AU, 58-0	at Auburn	Oct. 19
1933:	AU, 27-6	at Auburn	Nov. 11
1934:	AU, 15-0	at Auburn	Sept. 29
1935:	AU, 51-0	at Auburn	Nov. 16

at Auburn: AU leads, 4-0

## OHIO STATE (AU leads, 1-0-1)

Year	Score	Site	Date
1917:	Tie, 0-0	at Montgomery, AL	Nov. 24
1989:	AU, 31-14	at Tampa, FL [Hall of Fame]	Jan. 1, '90

at Neutral Sites: AU leads, 1-0-1

at Montgomery, AL: Tied, 0-0-1

at Tampa, FL: AU leads, 1-0

at Tampa, FL: AU leads, 1-0

at Tampa, FL: AU leads, 1-0

at Tampa, FL: AU leads, 1-0

at Tampa, FL: AU leads, 1-0

at Tampa, FL: AU leads, 1-0

at Tampa, FL: AU leads, 1-0

at Tampa, FL: AU leads, 1-0

at Tampa, FL: AU leads, 1-0

at Tampa, FL: AU leads, 1-0

at Tampa, FL: AU leads, 1-0

at Tampa, FL: AU leads, 1-0

at Tampa, FL: AU leads, 1-0

at Tampa, FL: AU leads, 1-0

at Tampa, FL: AU leads, 1-0

at Tampa, FL: AU leads, 1-0

at Tampa, FL: AU leads, 1-0

at Tampa, FL: AU leads, 1-0

at Tampa, FL: AU leads, 1-0

at Tampa, FL: AU leads, 1-0

at Tampa, FL: AU leads, 1-0

at Tampa, FL

# All-Time Results vs. Opponents

## OREGON STATE (AU leads, 1-0)

Year	Score	Site	Date
1973:	AU, 18-9	at Birmingham, AL	Sept. 15

at Neutral Sites: AU leads, 1-0

## PACIFIC (AU leads, 1-0)

Year	Score	Site	Date
1989:	AU, 55-0	at Auburn	Sept. 9

at Auburn: AU leads, 1-0

## PENN STATE (Tied, 1-1)

Year	Score	Site	Date
1995:	PSU, 43-14	at Tampa, FL [Outback]	Jan. 1, '96
2002:	AU, 13-9	at Orlando, FL [Capital One]	Jan. 1, '03

at Neutral Sites: Tied, 1-1  
at Tampa, FL: PSU leads, 1-0  
at Orlando, FL: AU leads, 1-0

## PRESBYTERIAN (AU leads, 1-0)

Year	Score	Site	Date
1944:	AU, 57-0	at Auburn	Nov. 4

at Auburn: AU leads, 1-0

## PURDUE (AU leads, 1-0)

Year	Score	Site	Date
2018:	AU, 63-14	at Nashville [Music City]	Dec. 28

at Nashville: AU leads, 1-0

## RICE (RU leads, 2-0)

Year	Score	Site	Date
1937:	RU, 13-7	at Houston	Oct. 30
1938:	RU, 14-0	at Houston	Oct. 29

## RICHMOND (AU leads, 1-0)

Year	Score	Site	Date
1980:	AU, 55-16	at Auburn	Oct. 4

## RUTGERS (AU leads, 1-0)

Year	Score	Site	Date
1982:	AU, 30-7	at Auburn	Nov. 6

at Auburn: AU leads, 1-0

## SAINT LOUIS (AU leads, 1-0)

Year	Score	Site	Date
1946:	AU, 27-7	at Birmingham, AL	Oct. 12

at Neutral Sites: AU leads, 1-0  
at Birmingham, AL: AU leads, 1-0

## SAMFORD (AU leads, 27-0-1)

Year	Score	Site	Date
1903:	AU, 58-0	at Auburn	Oct. 17
1907:	AU, 23-0	at Auburn	Oct. 5
1908:	AU, 18-0	at Birmingham	Oct. 3
1909:	AU, 11-0	at Montgomery, AL	Oct. 2
1910:	AU, 78-0	at Birmingham	Oct. 15
1916:	AU, 35-0	at Birmingham	Oct. 7
1917:	AU, 53-0	at Auburn	Oct. 6
1919:	AU, 19-6	at Birmingham	Oct. 4
1920:	AU, 88-0	at Auburn	Oct. 2
1921:	AU, 35-3	at Birmingham	Oct. 1
1922:	AU, 72-0	at Birmingham	Sept. 30
1923:	AU, 30-0	at Auburn	Oct. 13
1924:	AU, 17-0	at Auburn	Oct. 18
1925:	AU, 7-6	at Auburn	Oct. 24
1926:	AU, 33-14	at Birmingham	Oct. 9
1927:	Tie, 9-9	at Birmingham	Oct. 29
1928:	AU, 25-6	at Auburn	Oct. 27
1929:	AU, 6-0	at Auburn	Nov. 26
1932:	AU, 25-0	at Montgomery, AL	Nov. 5

1933:	AU, 19-0	at Birmingham	Sept. 29
1940:	AU, 27-13	at Montgomery, AL	Sept. 27
1941:	AU, 13-0	at Montgomery, AL	Sept. 26
1944:	AU, 32-0	at Montgomery, AL	Sept. 29
1945:	AU, 38-0	at Montgomery, AL	Sept. 21
1992:	AU, 55-0	at Auburn	Sept. 12
1993:	AU, 35-7	at Auburn	Sept. 11
2011:	AU, 35-16	at Auburn	Nov. 19
2014:	AU, 31-7	at Auburn	Nov. 22

at Auburn: AU leads, 13-0  
at Birmingham: AU leads, 8-0-1  
at Neutral Sites: AU leads, 6-0  
at Montgomery, AL: AU leads, 6-0

## SAN JOSE' STATE (AU leads, 2-0)

Year	Score	Site	Date
2014:	AU, 59-13	at Auburn	Sept. 6
2015:	AU, 35-21	at Auburn	Oct. 3

at Auburn: AU leads, 2-0

## SANTA CLARA (SC leads, 1-0)

Year	Score	Site	Date
1936:	SC, 12-0	at San Francisco	Oct. 30

at San Francisco: SC leads, 1-0

## SEWANEEN (US leads, 6-4-2)

Year	Score	Site	Date
1893:	Tie, 14-14	at Atlanta, GA	Nov. 18
1896:	AU, 38-6	at Montgomery, AL	Nov. 16
1897:	Tie, 0-0	at Sewanee	Oct. 30
1899:	US, 11-10	at Montgomery, AL	Nov. 30
1902:	US, 6-0	at Birmingham, AL	Nov. 6
1903:	US, 47-0	at Montgomery, AL	Oct. 31
1906:	US, 10-5	at Birmingham, AL	Oct. 26
1907:	US, 12-6	at Birmingham, AL	Oct. 19
1908:	AU, 6-0	at Birmingham, AL	Oct. 24
1909:	US, 12-11	at Birmingham, AL	Nov. 13
1926:	AU, 9-0	at Montgomery, AL	Oct. 30
1931:	AU, 12-0	at Birmingham, AL	Nov. 14

at Sewanee: Tied, 0-0-1  
at Neutral Sites: US leads, 6-4-1  
at Atlanta, GA: Tied, 0-0-1  
at Birmingham, AL: US leads, 4-2  
at Montgomery, AL: Tied, 2-2

## SOUTH CAROLINA (AU leads, 10-1-1)

Year	Score	Site	Date
1930:	AU, 25-7	at Columbus, GA	Nov. 27
1931:	AU, 13-6	at Montgomery, AL	Nov. 26
1932:	Tie, 20-20	at Birmingham, AL	Dec. 3
1933:	USC, 16-14	at Birmingham, AL	Dec. 2
1996:	AU, 28-24	at Auburn	Oct. 5
1997:	AU, 23-6	at Columbia	Oct. 4
2005:	AU, 48-7	at Auburn	Oct. 1
2006:	AU, 24-17	at Columbia	Sept. 28
2010:	AU, 35-27	at Auburn	Sept. 25
2010:	AU, 56-17	at Atlanta, GA [SEC Championship]	Dec. 4

2011: AU, 16-13 at Columbia Oct. 1  
2014: AU, 42-35 at Auburn Oct. 25  
at Auburn: AU leads, 4-0  
at Columbia: AU leads, 3-0  
at Neutral Sites: AU leads, 3-1-1  
at Atlanta, GA: AU leads, 1-0  
at Birmingham, AL: USC leads, 1-0-1  
at Columbus, GA: AU leads, 1-0  
at Montgomery, AL: AU leads, 1-0

## SOUTH FLORIDA (USF leads 1-0)

Year	Score	Site	Date
2007:	USF, 23-26 (OT)	at Auburn	Sept. 8

at Auburn: USF leads 1-0

## SE LOUISIANA (SLU leads, 1-0)

Year	Score	Site	Date
1950:	SE, 6-0	at Auburn	Oct. 7

at Auburn: SLU leads, 1-0

## SOUTHERN CALIFORNIA (USC leads, 2-1)

Year	Score	Site	Date
1986:	AU, 16-7	at Orlando, FL [Citrus]	Jan. 1, '87
2002:	USC, 24-17	at Los Angeles	Sept. 2
2003:	USC, 23-0	at Auburn	Aug. 30

at Auburn: USC leads, 1-0  
at Los Angeles: USC leads, 1-0  
at Neutral Sites: AU leads, 1-0  
at Orlando, FL: AU leads, 1-0

## SMU (SMU leads, 3-0)

Year	Score	Site	Date
1940:	SMU, 20-13	at Dallas, TX	Oct. 19
1941:	SMU, 20-7	at Birmingham, AL	Oct. 18
1968:	SMU, 37-28	at Auburn	Sept. 21

at Auburn: SMU leads, 1-0  
at Dallas: SMU leads, 1-0  
at Neutral Sites: SMU leads, 1-0  
at Birmingham, AL: SMU leads, 1-0

## SOUTHERN MISS (AU leads, 18-5)

Year	Score	Site	Date
1946:	AU, 13-12	at Montgomery, AL	Sept. 27
1947:	USM, 19-13	at Montgomery, AL	Sept. 27
1948:	AU, 20-14	at Montgomery, AL	Sept. 24
1959:	AU, 28-7	at Auburn	Nov. 21
1964:	AU, 14-7	at Auburn	Oct. 24
1965:	USM, 3-0	at Auburn	Oct. 23
1970:	AU, 33-14	at Auburn	Sept. 19
1971:	AU, 27-14	at Auburn	Oct. 9
1977:	USM, 24-13	at Auburn	Sept. 17
1979:	AU, 31-9	at Auburn	Sept. 22
1980:	AU, 31-0	at Auburn	Nov. 8
1982:	AU, 21-19	at Auburn	Sept. 18
1983:	AU, 24-3	at Auburn	Sept. 10
1984:	AU, 35-12	at Auburn	Sept. 22
1985:	AU, 29-18	at Auburn	Sept. 14
1988:	AU, 38-8	at Auburn	Nov. 5
1989:	AU, 24-3	at Auburn	Sept. 16
1990:	USM, 14-12	at Auburn	Nov. 10
1991:	USM, 10-9	at Auburn	Oct. 5
1992:	AU, 16-8	at Auburn	Sept. 26
1993:	AU, 35-24	at Auburn	Sept. 25
2008:	AU, 27-13	at Auburn	Sept. 6
2018:	AU, 24-13	at Auburn	Sept. 29

at Auburn: AU leads, 16-4  
at Neutral Sites: AU leads, 2-1  
at Montgomery, AL: AU leads, 2-1

## SPRING HILL (AU leads, 5-0)

Year	Score	Site	Date
1919:	AU, 10-0	at Mobile	Nov. 8
1921:	AU, 44-0	at Montgomery, AL	Oct. 8
1922:	AU, 19-6	at Montgomery, AL	Oct. 7
1930:	AU, 13-0	at Auburn	Oct. 4
1931:	AU, 27-7	at Auburn	Oct. 31

at Auburn: AU leads, 2-0  
at Mobile: AU leads, 1-0  
at Neutral Sites: AU leads, 2-0

## STETSON (Tied, 1-1)

Year	Score	Site	Date
1927:	SU, 6-0	at Auburn	Sept. 24
1953:	AU, 47-0	at Montgomery, AL	Sept. 25

at Auburn: SU leads, 1-0  
at Neutral Sites: AU leads, 1-0  
at Montgomery, AL: AU leads, 1-0

## SYRACUSE (Tied, 1-1-1)

Year	Score	Site	Date
1987:	Tie, 16-16	at New Orleans, LA [Sugar]	Jan. 1, '88
2001:	SU, 31-14	at Syracuse	Sept. 22
2002:	AU, 37-34 (OT)	at Auburn	Sept. 28

at Auburn: AU leads, 1-0  
at Syracuse: SU leads, 1-0  
at Neutral Sites: Tied, 0-0-1 (New Orleans, LA)

## TENNESSEE (AU leads, 28-22-3)

Year	Score	Site	Date
1900:	AU, 23-0	at Birmingham, AL	Nov. 10
1929:	UT, 27-0	at Knoxville	Nov. 2
1935:	UT, 13-6	at Birmingham, AL	Oct. 12
1936:	AU, 6-0	at Knoxville	Oct. 10
1937:	AU, 20-7	at Birmingham, AL	Nov. 6
1938:	UT, 7-0	at Knoxville	Oct. 8
1939:	UT, 7-0	at Knoxville	Dec. 9
1956:	UT, 35-7	at Birmingham, AL	Sept. 29
1957:	AU, 7-0	at Knoxville	Sept. 28
1958:	AU, 13-0	at Birmingham, AL	Sept. 27
1959:	UT, 3-0	at Knoxville	Sept. 26
1960:	UT, 10-3	at Birmingham, AL	Sept. 24
1961:	AU, 24-21	at Knoxville	Sept. 30
1962:	AU, 22-21	at Birmingham, AL	Sept. 29
1963:	AU, 23-19	at Knoxville	Sept. 28
1964:	AU, 3-0	at Birmingham, AL	Sept. 26
1965:	Tie, 13-13	at Knoxville	Sept. 25
1966:	UT, 28-0	at Birmingham, AL	Sept. 24
1967:	UT, 27-13	at Knoxville	Sept. 30
1968:	AU, 28-14	at Birmingham, AL	Nov. 9
1969:	UT, 45-19	at Knoxville	Sept. 27
1970:	AU, 36-23	at Birmingham, AL	Sept. 26
1971:	AU, 10-9	at Knoxville	Sept. 25
1972:	AU, 10-6	at Birmingham, AL	Sept. 30
1973:	UT, 21-0	at Knoxville	Sept. 29
1974:	AU, 21-0	at Auburn	Sept. 28
1975:	UT, 21-17	at Knoxville	Sept. 27
1976:	AU, 38-28	at Birmingham, AL	Sept. 25
1977:	AU, 14-12	at Knoxville	Sept. 24
1978:	AU, 29-10	at Birmingham, AL	Sept. 30
1979:	UT, 35-17	at Knoxville	Sept. 29
1980:	UT, 42-0	at Auburn	Sept. 27
1981:	UT, 10-7	at Knoxville	Sept. 26
1982:	AU, 24-14	at Auburn	Sept. 25
1983:	AU, 37-14	at Knoxville	Sept. 24
1984:	AU, 29-10	at Auburn	Sept. 29
1985:	UT, 38-20	at Knoxville	Sept. 28
1986:	AU, 34-8	at Auburn	Sept. 27
1987:	Tie, 20-20	at Knoxville	Sept. 26
1988:	AU, 38-6	at Auburn	Sept. 24
1989:	UT, 21-14	at Knoxville	Sept. 30
1990:	Tie, 26-26	at Auburn	Sept. 29
1991:	UT, 30-21	at Knoxville	Sept. 28
1997:	UT, 30-29	at Atlanta, GA [SEC Championship]	Dec. 6

1998: UT, 17-9 at Auburn Oct. 2  
1999: UT, 24-0 at Knoxville Oct. 2  
2003: AU, 28-21 at Auburn Oct. 4  
2004: AU, 34-10 at Knoxville Oct. 2  
2004: AU, 38-28 at Atlanta, GA Dec. 4  
[SEC Championship]  
2008: AU, 14-12 at Auburn Sept. 27  
2009: AU, 26-22 at Knoxville Oct. 3  
2013: AU, 55-23 at Knoxville Nov. 9  
2018: UT, 30-24 at Auburn Oct. 13  
at Auburn: AU leads, 7-3-1  
at Knoxville: UT leads, 14-10-2  
at Neutral Sites: AU leads, 11-5  
at Atlanta, GA: Series tied, 1-1  
at Birmingham, AL: AU leads, 10-4

# All-Time Results vs. Opponents

## UT-MARTIN (AU leads, 1-0)

Year	Score	Site	Date
2008:	AU, 37-20	at Auburn	Nov. 8

at Auburn: AU leads, 1-0

## TENNESSEE TECH (AU leads, 1-0)

Year	Score	Site	Date
2007:	AU, 35-3	at Auburn	Nov. 3

at Auburn: AU leads, 1-0

## TEXAS (UT leads, 5-3)

Year	Score	Site	Date
1910:	UT, 9-0	at Austin	Oct. 29
1911:	UT, 18-5	at Austin	Nov. 17
1925:	UT, 33-0	at Dallas, TX	Oct. 17
1974:	AU, 27-3	at Jacksonville, FL	Dec. 30
		[Gator]	
1983:	UT, 20-7	at Auburn	Sept. 17
1984:	UT, 35-27	at Austin	Sept. 15
1987:	AU, 31-3	at Auburn	Sept. 5
1991:	AU, 14-10	at Austin	Sept. 21

at Auburn: Tied, 1-1  
at Austin: UT leads, 3-1  
at Neutral Sites: Tied, 1-1  
at Dallas, TX: UT leads, 1-0  
at Jacksonville, FL: AU leads, 1-0

## TEXAS A&M (A&M leads, 5-4)

Year	Score	Site	Date
1911:	A&M, 16-0	at Dallas, TX	Oct. 21
1985:	A&M, 36-16	at Dallas, TX	Jan. 1, '86
		[Cotton]	
2012:	A&M, 63-21	at Auburn	Oct. 27
2013:	AU, 45-41	at College Station	Oct. 19
2014:	A&M, 41-38	at Auburn	Nov. 8
2015:	AU, 26-10	at College Station	Nov. 7
2016:	A&M, 29-16	at Auburn	Sept. 17
2017:	AU, 42-27	at College Station	Nov. 4
2018:	AU, 28-24	at Auburn	Nov. 3

at Auburn: A&M leads, 3-1  
at College Station: AU leads, 3-0  
at Neutral Sites: A&M leads, 2-0  
at Dallas, TX: A&M leads, 2-0

## TCU (AU leads, 3-0)

Year	Score	Site	Date
1966:	AU, 7-6	at Auburn	Oct. 22
1980:	AU, 10-7	at Fort Worth	Sept. 13
1981:	AU, 24-16	at Auburn	Sept. 5

at Auburn: AU leads, 2-0  
at Fort Worth: AU leads, 1-0

## TEXAS TECH (TT leads, 1-0)

Year	Score	Site	Date
1953:	TT, 35-13	at Jacksonville, FL	Jan. 1, '54
		[Gator]	

at Neutral Sites: TT leads, 1-0  
at Jacksonville, FL: TT leads, 1-0

## TULANE (TU leads, 17-14-6)

Year	Score	Site	Date
1902:	Tie, 0-0	at New Orleans	Oct. 25
1910:	AU, 33-0	at Gulfport, MS	Nov. 12
1921:	AU, 14-0	at New Orleans	Nov. 5
1922:	AU, 19-0	at Montgomery, AL	Nov. 11
1923:	Tie, 6-6	at Montgomery, AL	Nov. 10
1924:	TU, 14-6	at Montgomery, AL	Nov. 8
1925:	TU, 13-0	at Montgomery, AL	Oct. 31
1926:	AU, 2-0	at New Orleans	Oct. 24
1927:	Tie, 6-6	at New Orleans	Nov. 5
1928:	TU, 13-12	at New Orleans	Nov. 10
1929:	TU, 52-0	at New Orleans	Nov. 9
1930:	TU, 21-0	at New Orleans	Nov. 8

1931:	TU, 27-0	at Montgomery, AL	Nov. 7
1932:	AU, 19-7	at New Orleans	Oct. 22
1933:	AU, 13-7	at New Orleans	Oct. 28
1934:	TU, 13-0	at New Orleans	Oct. 6
1935:	AU, 10-0	at New Orleans	Oct. 5
1936:	Tie, 0-0	at New Orleans	Oct. 3
1937:	Tie, 0-0	at New Orleans	Oct. 4
1938:	Tie, 0-0	at New Orleans	Oct. 1
1939:	TU, 12-0	at New Orleans	Oct. 7
1940:	AU, 20-14	at New Orleans	Oct. 5
1941:	TU, 32-0	at New Orleans	Oct. 4
1942:	AU, 27-13	at New Orleans	Oct. 3
1944:	TU, 16-13	at New Orleans	Oct. 21
1945:	AU, 20-14	at New Orleans	Oct. 20
1946:	TU, 32-0	at New Orleans	Oct. 19
1947:	TU, 40-0	at New Orleans	Oct. 25
1948:	TU, 21-6	at New Orleans	Oct. 23
1949:	TU, 14-6	at New Orleans	Oct. 22
1950:	TU, 28-0	at Auburn	Oct. 28
1951:	AU, 21-0	at New Orleans	Oct. 27
1952:	TU, 21-6	at Mobile, AL	Oct. 25
1953:	AU, 34-7	at Mobile, AL	Oct. 24
1954:	AU, 27-0	at Mobile, AL	Oct. 30
1955:	TU, 27-13	at New Orleans	Oct. 29
2006:	AU, 38-13	at Auburn	Oct. 21

at Auburn: Tied, 1-1  
at New Orleans: TU leads, 12-9-5  
at Neutral Sites: Tied, 4-4-1  
at Gulfport, MS: AU leads, 1-0  
at Mobile, AL: AU leads, 2-0  
at Montgomery, AL: TU leads, 3-1-1

## UTAH STATE (AU leads, 1-0)

Year	Score	Site	Date
2011:	AU, 42-38	at Auburn	Sept. 3

at Auburn: AU leads, 1-0

## VANDERBILT (Tied, 21-21-1)

Year	Score	Site	Date
1893:	AU, 30-10	at Montgomery, AL	Nov. 6
1894:	VU, 20-4	at Montgomery, AL	Nov. 4
1895:	VU, 9-6	at Nashville	Nov. 9
1901:	VU, 41-0	at Montgomery, AL	Nov. 8
1905:	VU, 54-0	at Nashville	Nov. 4
1909:	VU, 17-0	at Nashville	Oct. 23
1912:	Tie, 7-7	at Birmingham, AL	Nov. 23
1913:	AU, 13-6	at Birmingham, AL	Nov. 15
1914:	AU, 6-0	at Birmingham, AL	Nov. 14
1915:	VU, 17-0	at Birmingham, AL	Nov. 13
1916:	VU, 20-9	at Birmingham, AL	Nov. 18
1917:	AU, 31-7	at Nashville	Nov. 17
1918:	VU, 21-0	at Birmingham, AL	Nov. 16
1919:	VU, 7-6	at Nashville	Oct. 25
1920:	AU, 56-6	at Birmingham, AL	Oct. 23
1924:	VU, 13-0	at Nashville	Nov. 1
1925:	AU, 10-9	at Birmingham, AL	Nov. 14
1929:	VU, 41-2	at Birmingham, AL	Oct. 19
1930:	VU, 27-0	at Nashville	Nov. 22
1934:	VU, 7-6	at Nashville	Oct. 20
1946:	VU, 19-0	at Montgomery, AL	Nov. 2
1947:	VU, 28-0	at Nashville	Nov. 1
1948:	VU, 47-0	at Montgomery, AL	Oct. 29
1949:	VU, 26-7	at Nashville	Oct. 29
1950:	VU, 41-0	at Nashville	Sept. 30
1951:	AU, 24-14	at Auburn	Sept. 29
1955:	VU, 25-13	at Jacksonville, FL	Dec. 31
		[Gator]	
1978:	AU, 49-7	at Nashville	Oct. 14
1979:	AU, 52-35	at Auburn	Oct. 13
1986:	AU, 31-9	at Nashville	Oct. 11
1987:	AU, 48-15	at Auburn	Oct. 10
1990:	AU, 56-6	at Auburn	Oct. 13
1991:	AU, 24-22	at Nashville	Oct. 12
1992:	AU, 31-7	at Auburn	Oct. 3

1993:	AU, 14-10	at Nashville	Oct. 2
2000:	AU, 33-0	at Auburn	Sept. 30
2001:	AU, 24-21	at Nashville	Sept. 29
2002:	AU, 31-6	at Auburn	Sept. 14
2003:	AU, 45-7	at Nashville	Sept. 13
2007:	AU, 35-7	at Auburn	Oct. 6
2008:	VU, 13-14	at Nashville	Oct. 4
2012:	VU, 17-13	at Nashville	Oct. 20
2016:	AU, 23-16	at Auburn	Nov. 5

at Auburn: AU leads, 9-0  
at Nashville: VU leads, 12-7  
at Neutral Sites: VU leads, 9-5-1  
at Birmingham, AL: Tied, 4-4-1  
at Jacksonville, FL: VU leads, 1-0  
at Montgomery, AL: VU leads, 4-1

## VILLANOVA (AU leads, 4-1-2)

Year	Score	Site	Date
1936:	Tie, 7-7	at Havana, Cuba	Jan. 1, '37
		[Bacardi]	
1937:	Tie, 0-0	at Philadelphia	Oct. 9
1938:	VU, 25-12	at Philadelphia	Nov. 5
1939:	AU, 10-9	at Birmingham, AL	Nov. 11
1940:	AU, 13-10	at Montgomery, AL	Dec. 7
1941:	AU, 13-0	at Philadelphia	Nov. 22
1942:	AU, 14-6	at Montgomery, AL	Oct. 23

at Philadelphia: Tied, 1-1-1  
at Neutral Sites: AU leads, 3-0-1  
at Birmingham, AL: AU leads, 1-0  
at Havana, Cuba: Tied, 0-0-1  
at Montgomery, AL: AU leads, 2-0

## VIRGINIA (AU leads, 2-1)

Year	Score	Site	Date
1997:	AU, 18-7	at Charlottesville	Sept. 4
1998:	UVA, 19-0	at Auburn	Sept. 3
2011:	AU, 43-24	at Atlanta, GA	Dec. 31
		[Chick-Fil-A Bowl]	

at Charlottesville: AU leads, 1-0  
at Auburn: UVA leads, 1-0  
at Neutral Sites: AU leads, 1-0  
at Atlanta, GA: AU leads, 1-0

## VIRGINIA TECH (AU leads, 3-1-1)

Year	Score	Site	Date
1924:	Tie, 0-0	at Richmond, VA	Oct. 11
1925:	AU, 19-0	at Auburn	Oct. 10
1975:	VT, 23-16	at Auburn	Oct. 4
1978:	AU, 18-7	at Blacksburg	Sept. 23
2004:	AU, 16-13	at New Orleans	Jan. 3, '05
		[Sugar]	

at Auburn: Tied, 1-1  
at Blacksburg: AU leads, 1-0  
at Neutral Sites: AU leads, 1-0-1  
at Richmond, VA: Tied, 0-0-1  
at New Orleans, LA: AU leads, 1-0

## WAKE FOREST (AU leads, 6-2)

Year	Score	Site	Date
1958:	AU, 21-7	at Auburn	Nov. 22
1961:	AU, 21-7	at Auburn	Nov. 4
1966:	AU, 14-6	at Auburn	Oct. 8
1969:	AU, 57-0	at Auburn	Sept. 20
1978:	AU, 21-7	at Auburn	Oct. 28
1979:	WF, 42-38	at Winston-Salem	Oct. 27
1981:	WF, 24-21	at Auburn	Sept. 19
1982:	AU, 28-10	at Auburn	Sept. 11

at Auburn: AU leads, 6-1  
at Winston-Salem: WF leads, 1-0

## WASHINGTON (AU leads, 1-0)

Year	Score	Site	Date
2018:	AU, 21-16	at Atlanta	Sept. 1

at Atlanta: AU leads, 1-0

## WASHINGTON & LEE (AU leads, 1-0)

Year	Score	Site	Date
1920:	AU, 77-0	at Birmingham, AL	Nov. 13

at Neutral Sites: AU leads, 1-0

## WASHINGTON STATE (AU leads, 2-0)

Year	Score	Site	Date
2006:	AU, 55-6	at Auburn	Sept. 2
2013:	AU, 31-24	at Auburn	Aug. 31

At Auburn: AU leads, 2-0

## WESTERN CAROLINA (AU leads, 3-0)

Year	Score	Site	Date
1986:	AU, 55-6	at Auburn	Oct. 4
2002:	AU, 56-0	at Auburn	Sept. 7
2013:	AU, 62-3	at Auburn	Oct. 12

at Auburn: AU leads, 3-0

## WESTERN KENTUCKY (AU leads, 2-0)

Year	Score	Site	Date
2003:	AU, 48-3	at Auburn	Sept. 27
2005:	AU, 37-14	at Auburn	Sept. 24

at Auburn: AU leads, 2-0

## WESTERN MICHIGAN (AU leads, 1-0)

Year	Score	Site	Date
1995:	AU, 34-14	at Auburn	Oct. 21

at Auburn: AU leads, 1-0

## WEST VIRGINIA (Tied, 1-1)

Year	Score	Site	Date
2008:	WVU, 34-17	at Morgantown	Oct. 23
2009:	AU, 41-30	at Auburn	Sept. 19

at Auburn: AU leads, 1-0  
at Morgantown: WVU leads, 1-0

## WISCONSIN (UW, 2-1-1)

Year	Score	Site	Date
1931:	Tie, 7-7	at Madison	Oct. 10
2003:	AU, 28-14	at Nashville, TN	Dec. 31
		[Music City]	
2005:	UW, 24-10	at Orlando, FL	Jan. 1, '06
		[Capital One]	
2014:	UW, 34-31	at Tampa, Fla.	Jan. 1, '15
		(OT) [Outback]	

at Madison: Tied, 0-0-1  
at Neutral Sites: Tied, 1-1  
at Nashville, TN: AU leads 1-0  
at Orlando, FL: UW leads 1-0  
at Tampa, FL: UW leads 1-0

## WOFFORD (AU leads, 3-1)

Year	Score	Site	Date
1930:	AU, 38-6	at Auburn	Nov. 1
1950:	WC, 19-14	at Montgomery, AL	Sept. 22
1951:	AU, 30-14	at Montgomery, AL	Oct. 5
1952:	AU, 54-7	at Auburn	Oct. 11

at Auburn: AU leads, 2-0  
at Neutral Sites: Tied, 1-1  
at Montgomery, AL: Tied, 1-1

## WYOMING (AU leads, 1-0)

Year	Score	Site	Date
2000:	AU, 35-21	at Auburn	Aug. 31

at Auburn: AU leads, 1-0

# Games By Date

## JANUARY (11-12-2)

1	6-8-2
2	3-3
3	1-0
6	0-1
10	1-0

## FEBRUARY (2-0)

20	1-0
22	1-0

## AUGUST (6-2)

27	0-1
30	2-1
31	4-0

## SEPTEMBER (173-59-5)

1	3-1
2	4-1
3	2-3
4	4-0
5	4-1
6	3-1
7	4-0
8	3-2
9	6-1
10	7-0
11	4-1
12	5-0
13	4-1
14	6-0
15	4-3
16	5-1
17	4-4
18	8-2
19	5-3
20	4-1-1
21	4-4
22	6-3
23	10-1
24	10-3
25	11-1-1
26	7-5-1
27	12-5
28	6-4
29	11-3-2
30	7-3

## OCTOBER (313-162-18)

1	11-2-1
2	9-3-1
3	12-3-1
4	13-4-1
5	12-2
6	11-5
7	10-6
8	8-5-3
9	10-4-1
10	9-4-2
11	11-5-1
12	12-2-1
13	11-5
14	11-8
15	12-4
16	8-6
17	10-6-1

18	8-5-1
19	9-8
20	9-8
21	8-8
22	11-6
23	12-5
24	10-5
25	8-8-1
26	10-5
27	11-7
28	11-3
29	11-7-1
30	8-6-1
31	7-7-1

## NOVEMBER (239-184-20)

1	7-9
2	8-7
3	8-9
4	11-6
5	14-1-1
6	14-3
7	11-4
8	7-9
9	12-5
10	9-8-1
11	11-4
12	10-5-2
13	8-7
14	8-9
15	6-12-1
16	7-7-1
17	9-10
18	10-5-3
19	7-1
20	4-1-1
21	5-2-1
22	7-3
23	5-4-1
24	7-7-2
25	7-4
26	3-10-2
27	7-7-1
28	4-8
29	4-10-2
30	9-7-1

## DECEMBER (22-24-2)

1	1-7
2	2-7
3	2-1-1
4	2-1
6	0-1
7	2-1-1
9	0-1
18	1-1
19	0-1
27	1-0
28	2-0
29	1-0
30	3-0
31	5-3

## MISCELLANEOUS RECORDS

### RECORDS BY MONTH

January	11-12-2	480
February	2-0	1,000
August	6-2	750
September	173-59-5	741
October	313-162-18	653
November	239-184-20	562
December	22-24-2	479

### MOST GAMES PLAYED

Month	493	October
Date	19	October 14
	19	October 29
	19	November 15

### MOST VICTORIES

Month	313	October
Date	14	November 5, 6

### MOST DEFEATS

Month	184	November
Date	12	November 15

### MOST TIES

Month	20	November
Date	3	October 8
	3	November 18

### SEPTEMBER

Most Games Played	17	September 27
Most Victories	12	September 27
Most Defeats	11	September 25, 29
Most Ties	5	Sept 26, 27
Most Ties	2	September 29

### OCTOBER

Most Games Played	19	October 29, 14
	18	October 4, 27
Most Victories	13	October 4
	12	Oct 3, 5, 12, 23
Most Defeats	8	Oct 14, 19, 20,
	8	Oct 21, 25
Most Ties	3	October 8

### NOVEMBER

Most Games Played	19	November 15, 17
	18	November 18
Most Victories	14	November 5, 6
Most Defeats	12	November 15
Most Ties	3	November 18



# Games By Date

YEAR	TEAM	LOCATION	SCORE	RESULT	YEAR	TEAM	LOCATION	SCORE	RESULT
<b>JANUARY 1 (6-8-2)</b>					<b>SEPTEMBER 4 (4-0)</b>				
1936	Villanova	Havana, Cuba	7-7	T	1997	Virginia	Charlottesville, VA	28-17	W
1937	Michigan State	Miami, FL	6-0	W	1999	Appalachian St.	Auburn	22-15	W
1953	Texas Tech	Jacksonville, FL	13-35	L	2004	ULM	Auburn	31-0	W
1963	Nebraska	Miami, FL	7-13	L	2010	Arkansas State	Auburn	52-26	W
1971	Oklahoma	New Orleans, LA	22-40	L	<b>SEPTEMBER 5 (4-1)</b>				
1985	Texas A&M	Dallas, TX	16-36	L	1981	TCU	Auburn	24-16	W
1986	Southern Cal	Orlando, FL	16-7	W	1987	Texas	Auburn	31-3	W
1987	Syracuse	New Orleans, LA	16-16	T	1992	Ole Miss	Oxford, MS	21-45	L
1989	Ohio State	Tampa, FL	31-14	W	2009	Louisiana Tech	Auburn	37-13	W
1995	Penn State	Tampa, FL	14-43	L	2015	Louisville	Atlanta	31-24	W
2001	Michigan	Orlando, FL	28-31	L	<b>SEPTEMBER 6 (3-1)</b>				
2003	Penn State	Orlando, FL	13-9	W	1986	UT-Chattanooga	Auburn	42-14	W
2007	Nebraska	Dallas, TX	17-14	W	2003	Georgia Tech	Atlanta, GA	3-17	L
2010	Northwestern [OT]	Tampa, FL	38-35	W	2008	Southern Miss	Auburn	27-13	W
2015	Wisconsin [OT]	Tampa, FL	31-34	L	2014	San Jose' State	Auburn	59-13	W
2018	UCF	Atlanta, GA	27-34	L	<b>SEPTEMBER 7 (4-0)</b>				
<b>JANUARY 2 (3-3)</b>					1985	SW Louisiana	Auburn	49-7	W
1971	Ole Miss	Jacksonville, FL	35-28	W	1996	Fresno State	Auburn	62-0	W
1984	Michigan	New Orleans, LA	9-7	W	2002	Western Carolina	Auburn	56-0	W
1988	Florida State	New Orleans, LA	7-13	L	2013	Arkansas State	Auburn	38-9	W
1997	Clemson	Atlanta, GA	21-17	W	<b>SEPTEMBER 8 (3-2)</b>				
2006	Wisconsin	Orlando, FL	10-24	L	1990	Cal St. Fullerton	Auburn	38-17	W
2017	Oklahoma	New Orleans, LA	19-35	L	2001	Ole Miss	Auburn	27-21	W
<b>JANUARY 3 (1-0)</b>					2007	South Florida	Auburn	23-26 [OT]	L
2005	Virginia Tech	New Orleans, LA	16-13	W	2012	Mississippi State	Starkville, MS	10-28	L
<b>JANUARY 6 (0-1)</b>					2018	Alabama State	Auburn	63-9	W
2014	Florida State	Pasadena, CA	31-34	L	<b>SEPTEMBER 9 (6-1)</b>				
<b>JANUARY 10 (1-0)</b>					1972	Mississippi State	Jackson, MS	14-3	W
2011	Oregon	Glendale, AZ	22-19	W	1989	Pacific	Auburn	55-0	W
<b>FEBRUARY 20 (1-0)</b>					1995	UT-Chattanooga	Auburn	76-10	W
1892	Georgia	Atlanta, GA	10-0	W	2000	Ole Miss	Oxford, MS	35-27	W
<b>FEBRUARY 22 (1-0)</b>					2006	Mississippi State	Starkville, MS	34-0	W
1893	Alabama	Birmingham	32-22	W	2010	Mississippi State	Starkville, MS	17-14	W
<b>AUGUST 27 (0-1)</b>					2017	Clemson	Clemson, SC	6-14	L
1984	Miami (Fla.)	East Rutherford, NJ	18-20	L	<b>SEPTEMBER 10 (7-0)</b>				
<b>AUGUST 30 (2-1)</b>					1977	Arizona	Auburn	21-10	W
2003	Southern Cal	Auburn	0-23	L	1983	Southern Miss	Auburn	24-3	W
2008	ULM	Auburn	34-0	W	1988	Kentucky	Auburn	20-10	W
2014	Arkansas	Auburn	45-21	W	1994	Northeast La.	Auburn	44-12	W
<b>AUGUST 31 (4-0)</b>					2005	Mississippi State	Auburn	28-0	W
1991	Georgia Southern	Auburn	32-17	W	2011	Mississippi State	Auburn	41-34	W
1996	UAB	Auburn	29-0	W	2016	Arkansas State	Auburn	51-14	W
2000	Wyoming	Auburn	35-21	W	<b>SEPTEMBER 11 (4-1)</b>				
2013	Washington State	Auburn	31-24	W	1976	Arizona	Tucson, AZ	19-31	L
<b>SEPTEMBER 1 (3-1)</b>					1982	Wake Forest	Auburn	28-10	W
2001	Ball State	Auburn	30-0	W	1993	Samford	Auburn	35-7	W
2007	Kansas State	Auburn	23-13	W	1999	Idaho	Auburn	30-23	W
2012	Clemson	Atlanta, GA	19-26	L	2004	Mississippi State	Starkville, MS	43-14	W
2018	Washington	Atlanta, GA	21-16	W	<b>SEPTEMBER 12 (5-0)</b>				
<b>SEPTEMBER 2 (4-1)</b>					1987	Kansas	Auburn	49-0	W
1993	Ole Miss	Auburn	16-12	W	1992	Samford	Auburn	55-0	W
1995	Ole Miss	Auburn	46-13	W	1998	Ole Miss	Oxford, MS	17-0	W
2002	Southern Cal	Los Angeles, CA	17-24	L	2009	Mississippi State	Auburn	49-24	W
2006	Washington State	Auburn	40-14	W	2015	Jacksonville State	Auburn	27-20 [OT]	W
2017	Georgia Southern	Auburn	41-7	W	<b>SEPTEMBER 13 (4-1)</b>				
<b>SEPTEMBER 3 (2-3)</b>					1975	Memphis	Auburn	20-31	L
1994	Ole Miss	Oxford, MS	22-17	W	1980	TCU	Fort Worth, TX	10-7	W
1998	Virginia	Auburn	0-19	L	1997	Ole Miss	Auburn	19-9	W
2005	Georgia Tech	Auburn	14-23	L	2003	Vanderbilt	Nashville, TN	45-7	W
2011	Utah State	Auburn	42-38	W	2008	Mississippi State	Starkville, MS	3-2	W
2016	Clemson	Auburn	13-19	L	<b>SEPTEMBER 14 (6-0)</b>				
<b>SEPTEMBER 4 (4-0)</b>					1974	Louisville	Birmingham	16-3	W
1997	Virginia	Charlottesville, VA	28-17	W	1985	Southern Miss	Auburn	29-18	W
1999	Appalachian St.	Auburn	22-15	W	1991	Ole Miss	Auburn	23-13	W
2004	ULM	Auburn	31-0	W	1996	Ole Miss	Oxford, MS	45-28	W
2010	Arkansas State	Auburn	52-26	W	2002	Vanderbilt	Auburn	31-6	W
<b>SEPTEMBER 5 (4-1)</b>					2013	Mississippi State	Auburn	24-20	W
1981	TCU	Auburn	24-16	W	<b>SEPTEMBER 14 (6-0)</b>				
1987	Texas	Auburn	31-3	W	1974	Louisville	Birmingham	16-3	W
1992	Ole Miss	Oxford, MS	21-45	L	1985	Southern Miss	Auburn	29-18	W
2009	Louisiana Tech	Auburn	37-13	W	1991	Ole Miss	Auburn	23-13	W
2015	Louisville	Atlanta	31-24	W	1996	Ole Miss	Oxford, MS	45-28	W
<b>SEPTEMBER 6 (3-1)</b>					2002	Vanderbilt	Auburn	31-6	W
1986	UT-Chattanooga	Auburn	42-14	W	2013	Mississippi State	Auburn	24-20	W
2003	Georgia Tech	Atlanta, GA	3-17	L	<b>SEPTEMBER 14 (6-0)</b>				
2008	Southern Miss	Auburn	27-13	W	1974	Louisville	Birmingham	16-3	W
2014	San Jose' State	Auburn	59-13	W	1985	Southern Miss	Auburn	29-18	W
<b>SEPTEMBER 7 (4-0)</b>					1991	Ole Miss	Auburn	23-13	W
1985	SW Louisiana	Auburn	49-7	W	1996	Ole Miss	Oxford, MS	45-28	W
1996	Fresno State	Auburn	62-0	W	2002	Vanderbilt	Auburn	31-6	W
2002	Western Carolina	Auburn	56-0	W	2013	Mississippi State	Auburn	24-20	W
2013	Arkansas State	Auburn	38-9	W	<b>SEPTEMBER 14 (6-0)</b>				
<b>SEPTEMBER 8 (3-2)</b>					1974	Louisville	Birmingham	16-3	W
1990	Cal St. Fullerton	Auburn	38-17	W	1985	Southern Miss	Auburn	29-18	W
2001	Ole Miss	Auburn	27-21	W	1991	Ole Miss	Auburn	23-13	W
2007	South Florida	Auburn	23-26 [OT]	L	1996	Ole Miss	Oxford, MS	45-28	W
2012	Mississippi State	Starkville, MS	10-28	L	2002	Vanderbilt	Auburn	31-6	W
2018	Alabama State	Auburn	63-9	W	2013	Mississippi State	Auburn	24-20	W
<b>SEPTEMBER 9 (6-1)</b>					<b>SEPTEMBER 14 (6-0)</b>				
1972	Mississippi State	Jackson, MS	14-3	W	1974	Louisville	Birmingham	16-3	W
1989	Pacific	Auburn	55-0	W	1985	Southern Miss	Auburn	29-18	W
1995	UT-Chattanooga	Auburn	76-10	W	1991	Ole Miss	Auburn	23-13	W
2000	Ole Miss	Oxford, MS	35-27	W	1996	Ole Miss	Oxford, MS	45-28	W
2006	Mississippi State	Starkville, MS	34-0	W	2002	Vanderbilt	Auburn	31-6	W
2010	Mississippi State	Starkville, MS	17-14	W	2013	Mississippi State	Auburn	24-20	W
2017	Clemson	Clemson, SC	6-14	L	<b>SEPTEMBER 14 (6-0)</b>				
<b>SEPTEMBER 10 (7-0)</b>					1974	Louisville	Birmingham	16-3	W
1977	Arizona	Auburn	21-10	W	1985	Southern Miss	Auburn	29-18	W
1983	Southern Miss	Auburn	24-3	W	1991	Ole Miss	Auburn	23-13	W
1988	Kentucky	Auburn	20-10	W	1996	Ole Miss	Oxford, MS	45-28	W
1994	Northeast La.	Auburn	44-12	W	2002	Vanderbilt	Auburn	31-6	W
2005	Mississippi State	Auburn	28-0	W	2013	Mississippi State	Auburn	24-20	W
2011	Mississippi State	Auburn	41-34	W	<b>SEPTEMBER 14 (6-0)</b>				
2016	Arkansas State	Auburn	51-14	W	1974	Louisville	Birmingham	16-3	W
<b>SEPTEMBER 11 (4-1)</b>					1985	Southern Miss	Auburn	29-18	W
1976	Arizona	Tucson, AZ	19-31	L	1991	Ole Miss	Auburn	23-13	W
1982	Wake Forest	Auburn	28-10	W	1996	Ole Miss	Oxford, MS	45-28	W
1993	Samford	Auburn	35-7	W	2002	Vanderbilt	Auburn	31-6	W
1999	Idaho	Auburn	30-23	W	2013	Mississippi State	Auburn	24-20	W
2004	Mississippi State	Starkville, MS	43-14	W	<b>SEPTEMBER 14 (6-0)</b>				
<b>SEPTEMBER 12 (5-0)</b>					1974	Louisville	Birmingham	16-3	W
1987	Kansas	Auburn	49-0	W	1985	Southern Miss	Auburn	29-18	W
1992	Samford	Auburn	55-0	W	1991	Ole Miss	Auburn	23-13	W
1998	Ole Miss	Oxford, MS	17-0	W	1996	Ole Miss	Oxford, MS	45-28	W
2009	Mississippi State	Auburn	49-24	W	2002	Vanderbilt	Auburn	31-6	W
2015	Jacksonville State	Auburn	27-20 [OT]	W	2013	Mississippi State	Auburn	24-20	W
<b>SEPTEMBER 13 (4-1)</b>					<b>SEPTEMBER 14 (6-0)</b>				
1975	Memphis	Auburn	20-31	L	1974	Louisville	Birmingham	16-3	W
1980	TCU	Fort Worth, TX	10-7	W	1985	Southern Miss	Auburn	29-18	W
1997	Ole Miss	Auburn	19-9	W	1991	Ole Miss	Auburn	23-13	W
2003	Vanderbilt	Nashville, TN	45-7	W	1996	Ole Miss	Oxford, MS	45-28	W
2008	Mississippi State	Starkville, MS	3-2	W	2002	Vanderbilt	Auburn	31-6	W
<b>SEPTEMBER 14 (6-0)</b>					2013	Mississippi State	Auburn	24-20	W
1974	Louisville	Birmingham	16-3	W	<b>SEPTEMBER 14 (6-0)</b>				
1985	Southern Miss	Auburn	29-18	W	1974	Louisville	Birmingham	16-3	W
1991	Ole Miss	Auburn	23-13	W	1985	Southern Miss	Auburn	29-18	W
1996	Ole Miss	Oxford, MS	45-28	W	1991	Ole Miss	Auburn	23-13	W
2002	Vanderbilt	Auburn	31-6	W	1996	Ole Miss	Oxford, MS	45-28	W
2013	Mississippi State	Auburn	24-20	W	2002	Vanderbilt	Auburn	31-6	W

# Games By Date

YEAR	TEAM	LOCATION	SCORE	RESULT	YEAR	TEAM	LOCATION	SCORE	RESULT
<b>SEPTEMBER 15 (4-3)</b>					<b>SEPTEMBER 23 (10-1)</b>				
1973	Oregon State	Birmingham	18-9	W	1920	Marion	Auburn	27-0	W
1979	Kansas State	Auburn	26-18	W	1922	Marion	Auburn	61-0	W
1984	Texas	Austin	27-35	L	1932	B'ham-Southern	Montgomery	61-0	W
1990	Ole Miss	Jackson, MS	24-10	W	1938	B'ham-Southern	Montgomery	14-0	W
2007	Mississippi State	Auburn	14-19	L	1949	Ole Miss	Montgomery	7-40	L
2012	ULM	Auburn	31-28 [OT]	W	1967	UT-Chattanooga	Auburn	40-6	W
2018	LSU	Auburn	21-22	L	1972	UT-Chattanooga	Auburn	14-7	W
<b>SEPTEMBER 16 (5-1)</b>					1978	Virginia Tech	Blacksburg, VA	18-7	W
1978	Kansas State	Manhattan, KS	45-32	W	2000	Northern Illinois	Auburn	31-14	W
1989	Southern Miss	Auburn	24-3	W	2006	Buffalo	Auburn	38-7	W
1995	LSU	Baton Rouge, LA	6-12	L	2017	Missouri	Columbia, MO	51-14	W
2000	LSU	Auburn	34-17	W	<b>SEPTEMBER 24 (10-3)</b>				
2006	LSU	Auburn	7-3	W	1927	Stetson	Auburn	0-6	L
2017	Mercer	Auburn	24-10	W	1937	B'ham-Southern	Montgomery	19-0	W
<b>SEPTEMBER 17 (4-4)</b>					1948	Southern Miss	Montgomery	20-14	W
1966	UT-Chattanooga	Auburn	20-6	W	1955	UT-Chattanooga	Auburn	15-6	W
1977	Southern Miss	Auburn	13-24	L	1960	Tennessee	Birmingham	3-10	L
1983	Texas	Auburn	7-20	L	1966	Tennessee	Birmingham	0-28	L
1988	Kansas	Auburn	56-7	W	1977	Tennessee	Knoxville, TN	14-12	W
1994	LSU	Auburn	30-26	W	1983	Tennessee	Knoxville, TN	37-14	W
2005	Ball State	Auburn	63-3	W	1988	Tennessee	Auburn	38-6	W
2011	Clemson	Clemson, SC	24-38	L	1994	East Tenn. St.	Auburn	38-0	W
2016	Texas A&M	Auburn	16-29	L	2005	Western Kentucky	Auburn	37-14	W
<b>SEPTEMBER 18 (8-2)</b>					2011	Florida Atlantic	Auburn	30-14	W
1942	UT-Chattanooga	Montgomery	20-7	W	2016	LSU	Auburn	18-13	W
1965	Baylor	Auburn	8-14	L	<b>SEPTEMBER 25 (11-1-1)</b>				
1971	UT-Chattanooga	Auburn	60-7	W	1926	UT-Chattanooga	Auburn	15-6	W
1976	Baylor	Auburn	14-15	L	1931	B'ham-Southern	Montgomery	24-6	W
1982	Southern Miss	Auburn	21-19	W	1936	B'ham-Southern	Montgomery	45-0	W
1993	LSU	Baton Rouge, LA	34-10	W	1953	Stetson	Montgomery	47-0	W
1999	LSU	Baton Rouge, LA	41-7	W	1954	UT-Chattanooga	Auburn	45-0	W
2004	LSU	Auburn	10-9	W	1965	Tennessee	Knoxville, TN	13-13	T
2010	Clemson	Auburn	27-24 [OT]	W	1971	Tennessee	Knoxville, TN	10-9	W
2014	Kansas State	Manhattan, KS	20-14	W	1976	Tennessee	Birmingham	38-28	W
<b>SEPTEMBER 19 (5-3)</b>					1982	Tennessee	Auburn	24-14	W
1964	Houston	Auburn	30-0	W	1993	Southern Miss	Auburn	35-24	W
1970	Southern Miss	Auburn	33-14	W	1999	Ole Miss (OT)	Auburn	17-24	L
1981	Wake Forest	Auburn	21-24	L	2004	The Citadel	Auburn	33-3	W
1992	LSU	Auburn	30-28	W	2010	South Carolina	Auburn	35-27	W
1998	LSU	Auburn	19-31	L	<b>SEPTEMBER 26 (7-5-1)</b>				
2002	Mississippi State	Starkville, MS	42-14	W	1914	Marion	Auburn	39-0	W
2009	West Virginia	Auburn	41-30	W	1925	B'ham-Southern	Birmingham	25-6	W
2015	LSU	Baton Rouge, LA	21-45	L	1930	B'ham-Southern	Montgomery	0-7	L
<b>SEPTEMBER 20 (4-1-1)</b>					1941	Samford	Montgomery	13-0	W
1969	Wake Forest	Auburn	57-0	W	1942	Georgia Tech	Atlanta, GA	0-15	L
1975	Baylor	Waco, TX	10-10	T	1959	Tennessee	Knoxville, TN	0-3	L
1980	Duke	Auburn	35-28	W	1964	Tennessee	Birmingham	3-0	W
1986	East Carolina	Auburn	45-0	W	1970	Tennessee	Birmingham	36-23	W
1997	LSU	Baton Rouge, LA	31-28	W	1981	Tennessee	Knoxville, TN	7-10	L
2008	LSU	Auburn	16-21	L	1987	Tennessee	Knoxville, TN	20-20	T
<b>SEPTEMBER 21 (4-4)</b>					1992	Southern Miss	Auburn	16-8	W
1934	B'ham-Southern	Montgomery	0-7	L	2009	Ball State	Auburn	54-30	W
1945	Samford	Montgomery	38-0	W	2015	Mississippi State	Auburn	9-17	L
1963	Houston	Houston, TX	21-14	W	<b>SEPTEMBER 27 (12-5)</b>				
1968	SMU	Auburn	28-37	L	1919	Marion	Auburn	37-0	W
1974	UT-Chattanooga	Auburn	52-7	W	1924	B'ham-Southern	Birmingham	7-0	W
1991	Texas	Austin	14-10	W	1929	B'ham-Southern	Montgomery	7-0	W
1996	LSU	Auburn	15-19	L	1935	B'ham-Southern	Montgomery	25-7	W
2013	LSU	Baton Rouge, LA	21-35	L	1940	Samford	Montgomery	27-13	W
<b>SEPTEMBER 22 (6-3)</b>					1946	Southern Miss	Montgomery	13-12	W
1933	B'ham-Southern	Montgomery	20-7	W	1947	Southern Miss	Montgomery	13-19	L
1950	Wofford	Montgomery	14-19	L	1952	Maryland	Birmingham	7-13	L
1973	UT-Chatt.	Auburn	31-0	W	1958	Tennessee	Birmingham	13-0	W
1979	Southern Miss	Auburn	31-9	W	1969	Tennessee	Knoxville, TN	19-45	L
1984	Southern Miss	Auburn	35-12	W	1975	Tennessee	Knoxville, TN	17-21	L
2001	Syracuse	Syracuse, NY	14-31	L	1980	Tennessee	Auburn	0-42	L
2006	New Mexico State	Auburn	55-20	W	1986	Tennessee	Auburn	34-8	W
2012	LSU	Auburn	10-12	L	1997	Central Florida	Auburn	41-14	W
2018	Arkansas	Auburn	34-3	W	2003	Western Kentucky	Auburn	48-3	W
					2008	Tennessee	Auburn	14-12	W
					2014	Louisiana Tech	Auburn	45-17	W

# Games By Date

YEAR	TEAM	LOCATION	SCORE	RESULT	YEAR	TEAM	LOCATION	SCORE	RESULT
<b>SEPTEMBER 28 (6-4)</b>					<b>OCTOBER 3 (12-3-1)</b>				
1928	B'ham-Southern	Montgomery	0-6	L	1903	Montgomery A.C.	Auburn	26-0	W
1945	Maxwell Field	Montgomery	0-7	L	1908	Samford	Birmingham	18-0	W
1957	Tennessee	Knoxville, TN	7-0	W	1914	Florida	Jacksonville, FL	20-0	W
1963	Tennessee	Knoxville, TN	23-19	W	1925	Clemson	Clemson, SC	13-6	W
1968	Mississippi State	Jackson, MS	26-0	W	1936	Tulane	New Orleans, LA	0-0	T
1974	Tennessee	Auburn	21-0	W	1942	Tulane	New Orleans, LA	27-13	W
1985	Tennessee	Knoxville, TN	20-38	L	1953	Ole Miss	Auburn	13-0	W
1991	Tennessee	Knoxville, TN	21-30	L	1959	Hardin-Simmons	Auburn	35-12	W
2002	Syracuse [3OT]	Auburn	37-34	W	1964	Kentucky	Lexington	0-20	L
2006	South Carolina	Columbia, SC	24-17	W	1970	Kentucky	Lexington, KY	33-15	W
<b>SEPTEMBER 29 (11-3-2)</b>					1981	Nebraska	Lincoln, NE	3-17	L
1923	Clemson	Clemson, SC	0-0	T	1987	North Carolina	Chapel Hill, NC	20-10	W
1933	Samford	Birmingham	19-0	W	1992	Vanderbilt	Auburn	31-7	W
1934	Oglethorpe	Auburn	15-0	W	1998	Tennessee	Auburn	9-17	L
1939	B'ham-Southern	Montgomery	6-0	W	2015	San Jose' State	Auburn	35-21	W
1944	Samford	Montgomery	32-0	W	<b>OCTOBER 4 (13-4-1)</b>				
1951	Vanderbilt	Auburn	24-14	W	1913	Mercer	Auburn	53-0	W
1956	Tennessee	Birmingham	7-35	L	1919	Samford	Birmingham	19-6	W
1962	Tennessee	Birmingham	22-21	W	1924	Clemson	Auburn	13-0	W
1973	Tennessee	Knoxville, TN	0-21	L	1930	Spring Hill	Auburn	13-0	W
1979	Tennessee	Knoxville, TN	17-35	L	1937	Tulane	New Orleans, LA	0-0	T
1984	Tennessee	Auburn	29-10	W	1941	Tulane	New Orleans, LA	0-32	L
1990	Tennessee	Auburn	26-26	T	1947	La. Tech	Auburn	14-0	W
1994	Kentucky	Auburn	41-14	W	1952	Ole Miss	Memphis, TN	7-20	L
2001	Vanderbilt	Nashville, TN	24-21	W	1958	UT-Chatt.	Auburn	30-8	W
2007	Florida	Gainesville, FL	20-17	W	1969	Kentucky	Auburn	44-3	W
2018	Southern Miss	Auburn	24-13	W	1974	Miami (Fla.)	Miami, FL	3-0	W
<b>SEPTEMBER 30 (7-3)</b>					1975	VirginiaTech	Auburn	16-23	L
1922	Samford	Birmingham	72-0	W	1980	Richmond	Auburn	55-16	W
1950	Vanderbilt	Nashville, TN	0-41	L	1986	W. Carolina	Auburn	55-6	W
1961	Tennessee	Knoxville, TN	24-21	W	1997	South Carolina	Columbia, SC	23-6	W
1967	Tennessee	Knoxville, TN	13-27	L	2003	Tennessee	Auburn	28-21	W
1972	Tennessee	Birmingham	10-6	W	2008	Vanderbilt	Nashville, TN	13-14	L
1978	Tennessee	Birmingham	29-10	W	2014	LSU	Auburn	41-7	W
1989	Tennessee	Knoxville, TN	14-21	L	<b>OCTOBER 5 (12-2)</b>				
1995	Kentucky	Lexington, KY	42-21	W	1907	Samford	Auburn	23-0	W
2000	Vanderbilt	Auburn	33-0	W	1912	Mercer	Columbus, GA	56-0	W
2017	Mississippi State	Auburn	49-10	W	1929	Clemson	Clemson, SC	7-20	L
<b>OCTOBER 1 (11-2-1)</b>					1935	Tulane	New Orleans, LA	10-0	W
1915	Marion	Selma	78-0	W	1940	Tulane	New Orleans, LA	20-14	W
1921	Samford	Birmingham	35-3	W	1946	Furman	Auburn	26-6	W
1927	Clemson	Clemson, SC	0-3	L	1951	Wofford	Montgomery	30-14	W
1932	Erskine	Auburn	77-0	W	1957	UT-Chattanooga	Auburn	40-7	W
1938	Tulane	New Orleans, LA	0-0	T	1963	Kentucky	Auburn	14-13	W
1955	Florida	Auburn	13-0	W	1968	Kentucky	Lexington, KY	26-7	W
1960	Kentucky	Lexington, KY	10-7	W	1985	Ole Miss	Auburn	41-0	W
1966	Kentucky	Lexington, KY	7-17	L	1991	Southern Miss	Auburn	9-10	L
1977	Ole Miss	Auburn	21-15	W	1996	South Carolina	Auburn	28-24	W
1983	Florida State	Auburn	27-24	W	2013	Ole Miss	Auburn	30-22	W
1988	North Carolina	Auburn	47-21	W	<b>OCTOBER 6 (11-5)</b>				
2005	South Carolina	Auburn	48-7	W	1896	Mercer	Macon, GA	46-0	W
2011	South Carolina	Columbia, SC	16-13	W	1917	Samford	Auburn	53-0	W
2016	ULM	Auburn	58-7	W	1923	B'ham-Southern	Montgomery	20-0	W
<b>OCTOBER 2 (9-3-1)</b>					1928	Clemson	Auburn	0-6	L
1909	Samford	Montgomery	11-0	W	1934	Tulane	New Orleans, LA	0-13	L
1920	Samford	Auburn	88-0	W	1945	Mississippi State	Birmingham	0-20	L
1926	Clemson	Auburn	47-0	W	1956	Furman	Auburn	41-0	W
1948	La. Tech	Auburn	13-13	T	1962	Kentucky	Lexington, KY	16-6	W
1954	Florida	Gainesville, FL	13-19	L	1973	Ole Miss	Auburn	14-7	W
1965	Kentucky	Auburn	23-18	W	1979	N.C. State	Auburn	44-31	W
1971	Kentucky	Auburn	38-6	W	1984	Ole Miss	Oxford, MS	17-13	W
1976	Ole Miss	Jackson, MS	10-0	W	1990	La. Tech	Auburn	16-14	W
1982	Nebraska	Auburn	7-41	L	2001	Mississippi State	Auburn	16-14	W
1993	Vanderbilt	Nashville, TN	14-10	W	2007	Vanderbilt	Auburn	35-7	W
1999	Tennessee	Knoxville	0-24	L	2012	Arkansas	Auburn	7-24	L
2004	Tennessee	Knoxville	34-10	W	2018	Mississippi State	Starkville, MS	9-23	L
2010	ULM	Auburn	52-3	W					

# Games By Date

YEAR	TEAM	LOCATION	SCORE	RESULT	YEAR	TEAM	LOCATION	SCORE	RESULT
<b>OCTOBER 7 (10-6)</b>					<b>OCTOBER 11 (11-5-1)</b>				
1907	Maryville	Auburn	29-0	W	1902	Georgia Tech	Atlanta, GA	18-6	W
1911	Mercer	Auburn	29-0	W	1913	Florida	Auburn	55-0	W
1916	Samford	Birmingham	35-0	W	1924	Virginia Tech	Richmond, VA	0-0	T
1922	Spring Hill	Montgomery	19-6	W	1929	Florida	Montgomery	0-19	L
1939	Tulane	New Orleans, LA	0-12	L	1930	Florida	Jacksonville, FL	0-7	L
1944	Fort Benning	Auburn	7-0	W	1941	La. Tech	Auburn	34-0	W
1950	SE Louisiana	Auburn	0-6	L	1947	Florida	Montgomery	20-14	W
1961	Kentucky	Auburn	12-14	L	1952	Wofford	Auburn	54-7	W
1967	Kentucky	Auburn	48-7	W	1958	Kentucky	Lexington, KY	8-0	W
1972	Ole Miss	Jackson, MS	19-13	W	1969	Clemson	Auburn	51-0	W
1978	Miami (Fla.)	Auburn	15-17	L	1975	Kentucky	Lexington, KY	15-9	W
1989	Kentucky	Lexington, KY	24-12	W	1980	LSU	Baton Rouge, LA	17-21	L
1995	Mississippi State	Auburn	48-20	W	1986	Vanderbilt	Nashville, TN	31-9	W
2000	Mississippi State	Auburn	10-17	L	1997	La. Tech	Auburn	49-13	W
2006	Arkansas	Auburn	10-27	L	2003	Arkansas	Fayetteville, AR	10-3	W
2017	Ole Miss	Auburn	44-23	W	2008	Arkansas	Auburn	22-25	W
<b>OCTOBER 8 (8-5-3)</b>					<b>OCTOBER 12 (12-2-1)</b>				
1906	Maryville	Auburn	0-0	T	1907	Camp Gordon	Auburn	34-0	W
1910	Mississippi State	Auburn	6-0	W	1912	Florida	Auburn	27-13	W
1921	Spring Hill	Montgomery	44-0	W	1919	Camp Gordon	Auburn	25-13	W
1927	Florida	Auburn	6-33	L	1935	Tennessee	Birmingham	6-13	L
1932	Duke	Birmingham	18-7	W	1940	Mississippi State	Birmingham	7-7	T
1938	Tennessee	Knoxville, TN	0-7	L	1946	Saint Louis	Birmingham	27-7	W
1949	Florida	Mobile	14-14	T	1957	Kentucky	Auburn	6-0	W
1955	Kentucky	Birmingham	14-14	T	1963	UT-Chattanooga	Auburn	28-0	W
1960	UT-Chattanooga	Auburn	10-0	W	1968	Clemson	Clemson, SC	21-10	W
1966	Wake Forest	Auburn	14-6	W	1974	Kentucky	Auburn	31-13	W
1977	N.C. State	Auburn	15-17	L	1985	Florida State	Auburn	59-27	W
1983	Kentucky	Lexington, KY	6-7	L	1991	Vanderbilt	Nashville, TN	24-22	W
1988	LSU	Baton Rouge, LA	42-18	W	1996	Mississippi State	Starkville, MS	49-15	W
1994	Mississippi State	Starkville, MS	49-21	W	2002	Arkansas	Auburn	17-38	L
2011	Arkansas	Fayetteville, AR	14-38	L	2013	Western Carolina	Auburn	62-3	W
2016	Mississippi State	Starkville, MS	38-14	W	<b>OCTOBER 13 (11-5)</b>				
<b>OCTOBER 9 (10-4-1)</b>					1906	Camp Gordon	Auburn	15-0	W
1909	Gordon	Auburn	46-0	W	1917	Camp Sheridan	Montgomery	13-0	W
1915	Florida	Auburn	7-0	W	1923	Samford	Auburn	30-0	W
1920	Fort Benning	Auburn	14-2	W	1928	Florida	Gainesville	0-27	L
1926	Samford	Birmingham	33-14	W	1934	LSU	Baton Rouge, LA	6-20	L
1937	Villanova	Philadelphia, PA	0-0	T	1951	Florida	Auburn	14-13	W
1948	Florida	Tampa, FL	9-16	L	1956	Kentucky	Lexington, KY	13-0	W
1954	Kentucky	Lexington, KY	14-21	L	1962	UT-Chattanooga	Auburn	54-6	W
1965	UT-Chattanooga	Auburn	30-7	W	1973	LSU	Auburn	6-20	L
1971	Southern Miss	Auburn	27-14	W	1979	Vanderbilt	Auburn	52-35	W
1976	Memphis	Memphis, TN	27-28	L	1984	Florida State	Tallahassee, FL	42-41	W
1982	Kentucky	Auburn	18-3	W	1990	Vanderbilt	Auburn	56-6	W
1993	Mississippi State	Auburn	31-17	W	2001	Florida	Auburn	23-30	W
1999	Mississippi State	Auburn	16-18	L	2007	Arkansas	Fayetteville, AR	9-7	W
2004	Louisiana Tech	Auburn	52-7	W	2012	Ole Miss	Oxford, MS	20-41	L
2010	Kentucky	Lexington, KY	37-34	W	2018	Tennessee	Auburn	24-30	L
<b>OCTOBER 10 (9-4-2)</b>					<b>OCTOBER 14 (11-8)</b>				
1908	Gordon	Auburn	42-0	W	1899	Georgia Tech	Auburn	63-0	W
1914	Clemson	Auburn	28-0	W	1911	Clemson	Clemson, SC	29-0	W
1925	Virginia Tech	Auburn	19-0	W	1916	Mercer	Auburn	92-0	W
1931	Wisconsin	Madison, WI	7-7	T	1921	Clemson	Auburn	56-0	W
1936	Tennessee	Knoxville, TN	6-0	W	1922	Army	West Point, NY	6-19	L
1942	Florida	Gainesville, FL	0-6	L	1933	Georgia Tech	Atlanta, GA	6-16	L
1953	Mississippi State	Starkville, MS	21-21	T	1938	Mississippi State	Montgomery	20-6	W
1959	Kentucky	Auburn	33-0	W	1939	Mississippi State	Birmingham	7-0	W
1964	UT-Chattanooga	Auburn	33-12	W	1944	Georgia Tech	Atlanta, GA	0-27	L
1970	Clemson	Clemson, SC	44-0	W	1950	Florida	Gainesville, FL	7-27	L
1981	LSU	Auburn	19-7	W	1961	UT-Chattanooga	Auburn	35-7	W
1987	Vanderbilt	Auburn	48-15	W	1967	Clemson	Auburn	43-21	W
1992	Mississippi State	Starkville, MS	7-14	L	1972	LSU	Baton Rouge, LA	7-35	L
1998	Mississippi State	Starkville, MS	21-38	L	1978	Vanderbilt	Nashville, TN	49-7	W
2009	Arkansas	Fayetteville, AR	23-44	L	1989	LSU	Auburn	10-6	W
					1995	Florida	Auburn	38-49	L
					2000	Florida	Gainesville, FL	7-38	L
					2006	Florida	Auburn	27-17	W
					2017	LSU	Baton Rouge, LA	23-27	L



# Games By Date

YEAR	TEAM	LOCATION	SCORE	RESULT	YEAR	TEAM	LOCATION	SCORE	RESULT
<b>OCTOBER 15 (12-4)</b>					<b>OCTOBER 19 (9-8)</b>				
1904	Clemson	Clemson, SC	5-0	W	1901	Nashville	Birmingham	5-23	L
1910	Samford	Birmingham	78-0	W	1907	Sewanee	Birmingham	6-12	L
1920	Clemson	Clemson, SC	21-0	W	1912	Clemson	Auburn	27-6	W
1927	LSU	Montgomery	0-9	L	1917	Clemson	Clemson, SC	7-0	W
1932	Georgia Tech	Atlanta, GA	6-0	W	1918	Oglethorpe	Auburn	58-0	W
1949	Georgia Tech	Atlanta, GA	21-35	L	1929	Vanderbilt	Birmingham	2-41	L
1955	Georgia Tech	Atlanta, GA	14-12	W	1935	Kentucky	Montgomery	23-0	W
1960	Georgia Tech	Birmingham	9-7	W	1940	SMU	Dallas, TX	13-20	L
1966	Georgia Tech	Birmingham	3-17	L	1946	Tulane	New Orleans, LA	0-32	L
1977	Georgia Tech	Atlanta, GA	21-38	L	1957	Georgia Tech	Atlanta, GA	3-0	W
1983	Georgia Tech	Atlanta, GA	31-13	W	1963	Georgia Tech	Atlanta, GA	29-21	W
1988	Akron	Auburn	12-0	W	1968	Georgia Tech	Birmingham	20-21	L
1994	Florida	Gainesville, FL	36-33	W	1974	Georgia Tech	Auburn	31-22	W
2005	Arkansas	Fayetteville, AR	34-17	W	1985	Georgia Tech	Atlanta, GA	17-14	W
2011	Florida	Auburn	17-6	W	1996	Florida	Gainesville, FL	10-51	L
2015	Kentucky	Lexington, KY	30-27	W	2002	Florida [OT]	Gainesville, FL	23-30	L
<b>OCTOBER 16 (8-6)</b>					<b>OCTOBER 20 (9-8)</b>				
1909	Mercer	Macon, GA	23-5	W	1905	Davidson	Birmingham	0-6	L
1915	Clemson	Anderson, SC	14-0	W	1916	Clemson	Auburn	28-0	W
1926	LSU	Montgomery	0-10	L	1923	Army	West Point, NY	6-28	L
1937	Mississippi State	Birmingham	33-7	W	1928	Ole Miss	Birmingham	0-19	L
1948	Georgia Tech	Atlanta, GA	0-27	L	1934	Vanderbilt	Nashville, TN	6-7	L
1954	Georgia Tech	Atlanta, GA	7-14	L	1945	Tulane	New Orleans, LA	20-14	W
1965	Georgia Tech	Atlanta, GA	14-23	L	1951	Georgia Tech	Atlanta, GA	7-27	L
1971	Georgia Tech	Atlanta, GA	31-14	W	1956	Georgia Tech	Atlanta, GA	7-28	L
1976	Georgia Tech	Auburn	28-0	L	1962	Georgia Tech	Birmingham	17-14	W
1982	Georgia Tech	Auburn	24-0	W	1973	Georgia Tech	Atlanta, GA	24-10	W
1993	Florida	Auburn	38-35	W	1979	Georgia Tech	Atlanta, GA	38-14	W
1999	Florida	Auburn	14-32	L	1984	Georgia Tech	Auburn	48-34	W
2004	Arkansas	Auburn	38-20	W	1990	Florida State	Auburn	20-17	W
2010	Arkansas	Auburn	65-43	W	2001	Louisiana Tech [OT]	Auburn	48-41	W
<b>OCTOBER 17 (10-6-1)</b>					<b>OCTOBER 21 (8-8)</b>				
1903	Samford	Auburn	58-0	W	1899	Montgomery	Auburn	41-0	W
1908	Mercer	Macon, GA	23-0	W	1911	Texas A&M	Dallas, TX	0-16	L
1914	North Ala. A.C.	Auburn	60-0	W	1922	Mercer	Auburn	50-6	W
1919	Clemson	Auburn	7-0	W	1933	George Washington	Washington, DC	6-19	L
1925	Texas	Dallas, TX	0-33	L	1939	Manhattan	New York, NY	0-7	L
1931	Georgia Tech	Atlanta, GA	13-0	W	1944	Tulane	New Orleans, LA	13-16	L
1936	Detroit	Detroit, MI	6-0	W	1950	Georgia Tech	Atlanta, GA	0-20	L
1942	Georgetown	Washington, DC	6-6	T	1961	Georgia Tech	Atlanta, GA	6-7	L
1953	Georgia Tech	Atlanta, GA	6-36	L	1967	Georgia Tech	Atlanta, GA	28-10	W
1959	Georgia Tech	Atlanta, GA	7-6	W	1972	Georgia Tech	Auburn	24-14	W
1964	Georgia Tech	Birmingham	3-7	L	1978	Georgia Tech	Auburn	10-24	L
1970	Georgia Tech	Auburn	31-7	W	1989	Florida State	Tallahassee, FL	14-22	L
1981	Georgia Tech	Atlanta, GA	31-7	W	1995	W. Michigan	Auburn	34-13	W
1987	Georgia Tech	Atlanta, GA	20-10	W	2000	Louisiana Tech	Auburn	38-28	W
1992	Florida	Gainesville, FL	9-24	L	2006	Tulane	Auburn	38-13	W
1998	Florida	Gainesville, FL	3-24	L	2017	Arkansas	Fayetteville, AR	52-20	W
2009	Kentucky	Auburn	14-21	L	<b>OCTOBER 22 (11-6)</b>				
<b>OCTOBER 18 (8-5-1)</b>					1900	Nashville	Auburn	28-0	W
1902	Alabama	Birmingham	23-0	W	1904	Nashville	Birmingham	10-0	W
1913	Mississippi State	Birmingham	34-0	W	1910	Clemson	Auburn	17-0	W
1924	Samford	Auburn	17-0	W	1921	Fort Benning	Auburn	14-7	W
1930	Georgia Tech	Atlanta, GA	12-14	L	1927	Georgia	Columbus, GA	3-33	L
1941	SMU	Birmingham	7-20	L	1932	Tulane	New Orleans, LA	19-7	W
1947	Georgia Tech	Atlanta, GA	7-27	L	1938	Georgia Tech	Atlanta, GA	6-7	L
1952	Georgia Tech	Atlanta, GA	0-33	L	1949	Tulane	New Orleans, LA	6-14	L
1958	Georgia Tech	Atlanta, GA	7-7	T	1955	Furman	Auburn	52-0	W
1969	Georgia Tech	Atlanta, GA	17-14	W	1960	Miami	Auburn	20-7	W
1975	Georgia Tech	Atlanta, GA	31-27	W	1966	TCU	Auburn	7-6	W
1980	Georgia Tech	Auburn	17-14	W	1977	Florida State	Tallahassee, FL	3-24	L
1986	Georgia Tech	Auburn	31-10	W	1983	Mississippi State	Auburn	28-13	W
1997	Florida	Auburn	10-24	L	1988	Mississippi State	Auburn	33-0	W
2003	Mississippi State	Auburn	45-13	W	2005	LSU [OT]	Baton Rouge, LA	17-20	L
					2011	LSU	Baton Rouge, LA	10-45	L
					2016	Arkansas	Auburn	56-3	W

# Games By Date

YEAR	TEAM	LOCATION	SCORE	RESULT	YEAR	TEAM	LOCATION	SCORE	RESULT
<b>OCTOBER 23 (12-5)</b>					<b>OCTOBER 27 (11-7)</b>				
1897	Mercer	Macon, GA	26-0	W	1902	LSU	Baton Rouge, LA	0-5	L
1903	Alabama	Montgomery	6-18	L	1905	Mississippi State	Columbus, MS	18-0	W
1909	Vanderbilt	Nashville, TN	0-17	L	1917	Mississippi State	Birmingham	13-6	W
1915	Mississippi State	Birmingham	26-0	W	1923	Fort Benning	Auburn	34-0	W
1920	Vanderbilt	Birmingham	56-6	W	1928	Samford	Auburn	25-6	W
1937	Georgia Tech	Atlanta, GA	21-0	W	1934	Kentucky	Lexington, KY	0-9	L T
1942	Villanova	Montgomery	14-6	W	1945	Georgia Tech	Atlanta, GA	7-20	L
1948	Tulane	New Orleans, LA	6-21	L	1951	Tulane	New Orleans, LA	21-0	W
1954	Florida State	Auburn	33-0	W	1956	Houston	Auburn	12-0	W
1959	Miami	Miami, FL	21-6	W	1962	Clemson	Clemson, SC	17-14	W
1965	Southern Miss	Auburn	0-3	L	1967	Miami	Miami, FL	0-7	L
1971	Clemson	Auburn	35-13	W	1973	Houston	Auburn	7-0	W
1976	Florida State	Auburn	31-19	W	1979	Wake Forest	Winston-Salem, NC	38-42	L
1982	Mississippi State	Starkville, MS	35-17	W	1984	Mississippi State	Starkville, MS	24-21	W
2004	Kentucky	Auburn	42-10	W	1990	Mississippi State	Starkville, MS	17-16	W
2008	West Virginia	Morgantown, WV	17-34	L	2001	Arkansas	Fayetteville, AR	17-42	L
2010	LSU	Auburn	24-17	W	2007	Ole Miss	Auburn	17-3	W
<b>OCTOBER 24 (10-5)</b>					<b>OCTOBER 28 (11-3)</b>				
1908	Sewanee	Birmingham	6-0	W	1899	Clemson	Auburn	34-0	W
1914	Mississippi State	Birmingham	19-0	W	1911	Mississippi State	Birmingham	11-5	W
1925	Samford	Auburn	7-6	W	1916	Mississippi State	Birmingham	7-3	W
1926	Tulane	New Orleans, LA	2-0	W	1922	Fort Benning	Auburn	30-0	W
1931	Florida	Jacksonville, FL	12-13	L	1933	Tulane	New Orleans, LA	13-7	W
1936	Georgia	Columbus, GA	20-13	W	1939	Georgia Tech	Atlanta, GA	6-7	L
1953	Tulane	Mobile	34-7	W	1950	Tulane	Auburn	0-28	L
1964	Southern Miss	Auburn	14-7	W	1961	Clemson	Auburn	24-14	W
1970	LSU	Auburn	9-17	L	1972	Florida State	Auburn	27-14	W
1981	Mississippi State	Auburn	17-21	L	1978	Wake Forest	Auburn	21-7	W
1987	Mississippi State	Auburn	38-7	W	1989	Mississippi State	Auburn	14-0	W
1992	Louisiana-Lafayette	Auburn	25-24	W	1995	Arkansas	Little Rock, AR	28-30	L
1998	Louisiana Tech	Auburn	32-17	W	2000	Arkansas	Auburn	21-19	W
2009	LSU	Baton Rouge, LA	10-31	L	2006	Ole Miss	Oxford, MS	23-17	W
2015	Arkansas	Fayetteville, AR	46-54 [4OT]	L	<b>OCTOBER 29 (11-7-1)</b>				
<b>OCTOBER 25 (8-8-1)</b>					1897	Nashville	Nashville, TN	14-4	W
1902	Tulane	New Orleans	0-0	T	1904	Georgia Tech	Auburn	12-0	W
1913	Clemson	Clemson, SC	20-0	W	1910	Texas	Austin, TX	0-9	L
1919	Vanderbilt	Nashville, TN	6-7	L	1921	Georgia	Columbus, GA	0-7	L
1924	LSU	Birmingham	3-0	W	1927	Samford	Birmingham	9-9	T
1930	Georgia	Columbus, GA	7-39	L	1932	Ole Miss	Montgomery	14-7	W
1935	Duke	Durham, NC	7-0	W	1938	Rice	Houston, TX	0-14	L
1941	Georgia Tech	Atlanta, GA	14-28	L	1948	Vanderbilt	Montgomery	0-47	L
1947	Tulane	New Orleans, LA	0-40	L	1949	Vanderbilt	Nashville, TN	7-26	L
1952	Tulane	Mobile	6-21	L	1955	Tulane	New Orleans, LA	13-27	L
1958	Maryland	Auburn	20-7	W	1960	Florida	Gainesville, FL	10-7	W
1969	LSU	Baton Rouge, LA	20-21	L	1966	Florida	Gainesville, FL	27-30	L
1975	Florida State	Tallahassee, FL	17-14	W	1977	Florida	Auburn	29-14	W
1980	Mississippi State	Jackson, MS	21-24	L	1983	Florida	Auburn	28-21	W
1986	Mississippi State	Starkville, MS	35-6	W	1988	Florida	Gainesville, FL	16-0	W
1997	Arkansas	Fayetteville, AR	26-21	W	1994	Arkansas	Auburn	31-14	W
2003	LSU	Baton Rouge, LA	7-31	L	2005	Ole Miss	Auburn	27-3	W
2014	South Carolina	Auburn	42-35	W	2011	Ole Miss	Auburn	41-23	W
<b>OCTOBER 26 (10-5)</b>					2016	Ole Miss	Oxford, MS	40-29	W
1901	North Carolina	Auburn	0-10	L	<b>OCTOBER 30 (8-6-1)</b>				
1906	Sewanee	Birmingham	5-10	L	1897	Sewanee	Sewanee, TN	0-0	T
1907	Georgia Tech	Atlanta, GA	12-6	W	1915	Georgia	Athens, GA	12-0	W
1912	Mississippi State	Birmingham	7-0	W	1920	Georgia	Columbus, GA	0-7	L
1918	Camp Griffin	Auburn	0-26	L	1926	Sewanee	Montgomery	9-0	W
1929	Samford	Auburn	6-0	W	1936	Santa Clara	San Francisco, CA	0-12	L
1940	Georgia Tech	Atlanta, GA	16-7	W	1937	Rice	Houston, TX	7-13	L
1946	Georgia Tech	Atlanta, GA	6-27	L	1954	Tulane	Mobile	27-0	W
1957	Houston	Houston, TX	48-7	W	1965	Florida	Auburn	28-17	W
1968	Miami (Fla.)	Auburn	31-9	W	1971	Florida	Auburn	40-7	W
1974	Florida State	Auburn	38-6	W	1976	Florida	Gainesville, FL	19-24	L
1985	Miss. State	Auburn	21-9	W	1982	Florida	Gainesville, FL	17-19	L
1991	Miss. State	Auburn	17-24	L	1993	Arkansas	Fayetteville, AR	31-21	W
2002	LSU	Auburn	31-7	W	1999	Arkansas	Fayetteville, AR	10-34	L
2013	Florida Atlantic	Auburn	45-10	W	2004	Ole Miss	Oxford, MS	35-14	W
					2010	Ole Miss	Oxford, MS	51-31	W

# Games By Date

YEAR	TEAM	LOCATION	SCORE	RESULT	YEAR	TEAM	LOCATION	SCORE	RESULT
<b>OCTOBER 31 (7-7-1)</b>					<b>NOVEMBER 4 (11-6)</b>				
1903	Sewanee	Montgomery	0-47	L	1894	Vanderbilt	Montgomery	4-20	L
1908	LSU	Auburn	2-10	L	1905	Vanderbilt	Nashville, TN	0-54	L
1925	Tulane	Montgomery	0-13	L	1911	Georgia Tech	Atlanta, GA	11-6	W
1931	Spring Hill	Auburn	27-7	W	1916	Georgia	Columbus, GA	3-0	W
1942	Mississippi State	Birmingham	0-6	L	1922	Georgia	Columbus, GA	7-3	W
1953	Florida	Auburn	16-7	W	1933	Duke	Durham, NC	7-13	L
1959	Florida	Auburn	6-0	W	1939	Boston College	Boston, MA	7-13	L
1964	Florida	Gainesville, FL	0-14	L	1944	Presbyterian	Auburn	57-0	W
1970	Florida	Gainesville, FL	63-14	W	1950	Mississippi State	Starkville, MS	0-27	L
1981	Florida	Auburn	14-12	W	1961	Wake Forest	Auburn	21-7	W
1987	Florida	Auburn	29-6	W	1967	Florida	Auburn	26-21	W
1992	Arkansas	Auburn	24-24	T	1972	Florida	Gainesville, FL	26-20	W
1998	Arkansas	Auburn	21-24	L	1978	Florida	Gainesville, FL	7-31	L
2009	Ole Miss	Auburn	33-20	W	1989	Florida	Auburn	10-7	W
2015	Ole Miss	Auburn	19-27	L	1995	Northeast La.	Auburn	38-14	W
<b>NOVEMBER 1 (7-9)</b>					2006	Arkansas State	Auburn	27-0	W
1913	LSU	Mobile	7-0	W	2017	Texas A&M	College Station, TX	42-27	W
1919	Georgia	Columbus, GA	7-0	W	<b>NOVEMBER 5 (14-1-1)</b>				
1924	Vanderbilt	Nashville, TN	0-13	L	1898	Georgia Tech	Auburn	29-6	W
1930	Wofford	Auburn	38-6	W	1910	Georgia Tech	Atlanta, GA	16-0	W
1941	Georgia	Columbus, GA	0-7	L	1921	Tulane	New Orleans, LA	4-0	W
1947	Vanderbilt	Nashville, TN	0-28	L	1927	Tulane	New Orleans, LA	6-6	T
1952	Florida	Gainesville, FL	21-31	L	1932	Samford	Montgomery	25-0	W
1958	Florida	Gainesville, FL	6-5	W	1938	Villanova	Philadelphia, PA	12-25	L
1969	Florida	Auburn	38-12	W	1949	Mississippi State	Auburn	25-26	W
1975	Florida	Auburn	14-31	L	1955	Mississippi State	Auburn	27-26	W
1980	Florida	Gainesville, FL	10-21	L	1960	Mississippi State	Auburn	27-12	W
1986	Florida	Gainesville, FL	17-18	L	1966	Mississippi State	Jackson, MS	13-0	W
1997	Mississippi State	Auburn	0-20	L	1977	Mississippi State	Auburn	13-27	W (F)
2003	ULM	Auburn	73-7	W	1983	Maryland	Auburn	35-23	W
2008	Ole Miss	Oxford, MS	7-17	L	1988	Southern Miss	Auburn	38-8	W
2014	Ole Miss	Oxford, MS	35-31	W	1994	East Carolina	Auburn	38-21	W
<b>NOVEMBER 2 (8-7)</b>					2005	Kentucky	Lexington, KY	49-27	W
1907	Clemson	Auburn	12-0	W	2016	Vanderbilt	Auburn	23-16	W
1912	Georgia Tech	Atlanta, GA	27-7	W	<b>NOVEMBER 6 (14-3)</b>				
1929	Tennessee	Knoxville, TN	0-27	L	1893	Vanderbilt	Montgomery	30-10	W
1935	LSU	Baton Rouge, LA	0-6	L	1902	Sewanee	Birmingham	0-6	L
1940	Georgia	Columbus, GA	13-14	L	1909	Georgia Tech	Atlanta, GA	17-5	W
1946	Vanderbilt	Montgomery	0-19	L	1915	Mercer	Auburn	45-0	W
1957	Florida	Auburn	13-0	W	1920	B'ham-Southern	Montgomery	49-0	W
1963	Florida	Auburn	19-0	W	1926	Georgia	Columbus, GA	6-16	L
1968	Florida	Gainesville, FL	24-13	W	1937	Tennessee	Birmingham	20-7	W
1974	Florida	Gainesville, FL	14-25	L	1948	Mississippi State	Birmingham	0-20	L
1985	Florida	Auburn	10-14	L	1953	Miami	Miami, FL	29-20	W
1991	Florida	Auburn	10-31	L	1954	Miami	Birmingham	14-13	W
1996	Arkansas	Auburn	28-7	W	1965	Mississippi State	Birmingham	25-18	W
2002	Ole Miss	Oxford, MS	31-24	W	1971	Mississippi State	Auburn	30-21	W
2013	Arkansas	Fayetteville, AR	35-17	W	1976	Mississippi State	Jackson, MS	19-28	W (F)
<b>NOVEMBER 3 (8-9)</b>					1982	Rutgers	Auburn	30-7	W
1906	Georgia Tech	Atlanta, GA	0-11	L	1993	N. Mexico St.	Auburn	55-14	W
1917	Florida	Auburn	68-0	W	1999	Central Florida	Auburn	28-10	W
1918	Marion	Marion	20-7	W	2010	Chattanooga	Auburn	62-24	W
1923	Georgia	Columbus, GA	0-7	L	<b>NOVEMBER 7 (11-4)</b>				
1928	Georgia	Columbus, GA	0-13	L	1896	Georgia Tech	Auburn	45-0	W
1934	Duke	Birmingham	6-13	L	1908	Georgia Tech	Atlanta, GA	44-0	W
1945	Florida	Auburn	19-0	W	1914	Georgia Tech	Atlanta	14-0	W
1951	La. College	Auburn	49-0	W	1925	Georgia	Columbus, GA	0-34	L
1956	Florida	Gainesville, FL	0-20	L	1931	Tulane	Montgomery	0-27	L
1962	Florida	Gainesville, FL	3-22	L	1936	Georgia Tech	Atlanta, GA	13-12	W
1973	Florida	Auburn	8-12	L	1942	Georgia Navy P-F	Columbus, GA	14-41	L
1979	Florida	Auburn	19-13	W	1959	Mississippi State	Birmingham	31-0	W
1984	Florida	Gainesville, FL	3-24	L	1964	Mississippi State	Auburn	12-3	W
1990	Florida	Gainesville, FL	7-48	L	1970	Mississippi State	Birmingham	56-0	W
2007	Tennessee Tech	Auburn	35-3	W	1981	North Texas	Auburn	20-0	W
2012	New Mexico State	Auburn	42-7	W	1987	Florida State	Auburn	6-34	L
2018	Texas A&M	Auburn	28-24	W	1998	Central Florida	Auburn	10-6	W
					2009	Furman	Auburn	63-31	W
					2015	Texas A&M	College Station, TX	26-10	W

# Games By Date

YEAR	TEAM	LOCATION	SCORE	RESULT	YEAR	TEAM	LOCATION	SCORE	RESULT
<b>NOVEMBER 8 (7-9)</b>					<b>NOVEMBER 12 (10-5-2)</b>				
1901	Vanderbilt	Montgomery	0-41	L	1904	Alabama	Birmingham	29-5	W
1913	Georgia Tech	Atlanta, GA	20-0	W	1910	Tulane	Gulfport, MS	33-0	W
1919	Spring Hill	Mobile	10-0	W	1921	Centre	Birmingham	0-21	L
1924	Tulane	Montgomery	6-14	L	1927	Mississippi State	Birmingham	6-7	L
1930	Tulane	New Orleans, LA	0-21	L	1932	Florida	Montgomery	21-6	W
1941	Mississippi State	Birmingham	7-14	L	1938	LSU	Birmingham	28-6	W
1947	Mississippi State	Birmingham	0-14	L	1949	Georgia	Columbus, GA	20-20	T
1952	Mississippi State	Auburn	34-49	L	1955	Georgia	Columbus, GA	16-13	W
1958	Mississippi State	Auburn	33-14	W	1960	Georgia	Auburn	9-6	W
1969	Mississippi State	Auburn	52-13	W	1966	Georgia	Auburn	13-21	L
1975	Mississippi State	Auburn	21-21	W (F)	1977	Georgia	Athens, GA	33-14	W
1980	Southern Miss	Auburn	31-0	W	1983	Georgia	Athens, GA	13-7	W
1986	Cincinnati	Auburn	52-7	W	1988	Georgia	Auburn	20-10	W
2003	Ole Miss	Auburn	20-24	L	1994	Georgia	Auburn	23-23	T
2008	Tennessee-Martin	Auburn	37-20	L	2005	Georgia	Athens, GA	31-30	W
2014	Texas A&M	Auburn	38-41	L	2011	Georgia	Athens, GA	7-45	L
<b>NOVEMBER 9 (12-5)</b>					<b>NOVEMBER 13 (8-7)</b>				
1895	Vanderbilt	Nashville, TN	6-9	L	1909	Sewanee	Birmingham	11-12	L
1907	Mercer	Auburn	63-0	W	1915	Vanderbilt	Birmingham	0-17	L
1912	LSU	Mobile	7-0	W	1920	Washington & Lee	Birmingham	77-0	W
1918	Camp Gordon	Columbus, GA	6-14	L	1926	Marquette	Birmingham	3-19	L
1929	Tulane	New Orleans, LA	0-52	L	1937	LSU	Baton Rouge, LA	7-9	L
1935	Georgia Tech	Atlanta, GA	33-7	W	1948	Georgia	Columbus, GA	14-42	L
1940	Clemson	Auburn	21-7	W	1954	Georgia	Columbus, GA	35-0	W
1946	Mississippi State	Birmingham	0-33	L	1965	Georgia	Athens, GA	21-19	W
1957	Mississippi State	Birmingham	15-7	W	1971	Georgia	Athens, GA	35-20	W
1963	Mississippi State	Jackson, MS	10-13	L	1976	Georgia	Auburn	0-28	L
1968	Tennessee	Birmingham	28-14	W	1982	Georgia	Auburn	14-19	L
1974	Mississippi State	Jackson, MS	24-20	W	1993	Georgia	Athens, GA	42-28	W
1985	East Carolina	Auburn	35-10	W	1999	Georgia	Athens, GA	38-21	W
1991	SW Louisiana	Auburn	50-7	W	2004	Georgia	Auburn	24-6	W
1996	NE Louisiana	Auburn	28-24	W	2010	Georgia	Auburn	49-31	W
2002	Louisiana-Monroe	Auburn	52-14	W	<b>NOVEMBER 14 (8-9)</b>				
2013	Tennessee	Knoxville, TN	55-23	W	1898	North Carolina	Auburn	0-24	L
<b>NOVEMBER 10 (9-8-1)</b>					1903	Georgia Tech	Atlanta, GA	10-5	W
1900	Tennessee	Birmingham	23-0	W	1914	Vanderbilt	Birmingham	6-0	W
1906	Clemson	Clemson, SC	4-6	L	1925	Vanderbilt	Birmingham	10-9	W
1917	Davidson	Atlanta, GA	7-21	L	1931	Sewanee	Birmingham	12-0	W
1923	Tulane	Montgomery	6-6	T	1936	LSU	Birmingham	6-19	L
1928	Tulane	New Orleans, LA	12-13	L	1942	LSU	Birmingham	25-7	W
1934	Georgia Tech	Atlanta, GA	18-6	W	1953	Georgia	Columbus, GA	39-18	W
1945	SW Louisiana	Auburn	52-0	W	1959	Georgia	Athens, GA	13-14	L
1951	Ole Miss	Mobile	14-39	L	1964	Georgia	Auburn	14-7	W
1956	Mississippi State	Auburn	27-20	W	1970	Georgia	Auburn	17-31	L
1962	Mississippi State	Auburn	9-3	W	1981	Georgia	Athens, GA	13-24	L
1973	Mississippi State	Auburn	31-17	W	1987	Georgia	Athens, GA	27-11	W
1979	Mississippi State	Auburn	14-3	W	1992	Georgia	Auburn	10-14	L
1984	Cincinnati	Auburn	60-0	W	1998	Georgia	Auburn	17-28	L
1990	Southern Miss	Auburn	12-14	L	2009	Georgia	Athens, GA	24-31	L
2001	Georgia	Athens, GA	24-17	W	2015	Georgia	Auburn	13-20	L
2007	Georgia	Athens, GA	20-45	L	<b>NOVEMBER 15 (6-12-1)</b>				
2012	Georgia	Auburn	0-38	L	1901	Alabama	Tuscaloosa	17-0	W
2018	Georgia	Athens, GA	10-27	L	1902	Clemson	Auburn	0-16	L
<b>NOVEMBER 11 (11-4)</b>					1913	Vanderbilt	Birmingham	13-6	W
1903	LSU	Auburn	12-0	W	1919	Mississippi State	Birmingham	7-0	W
1905	Clemson	Auburn	0-6	L	1924	Georgia	Columbus, GA	0-6	L
1916	Florida	Jacksonville, FL	20-0	W	1929	Georgia	Athens, GA	0-24	L
1922	Tulane	Montgomery	19-0	W	1930	Mississippi State	Birmingham	6-7	L
1933	Oglethorpe	Auburn	27-6	W	1941	LSU	Baton Rouge, LA	7-7	T
1939	Villanova	Birmingham	10-9	W	1947	Georgia	Columbus, GA	6-28	L
1944	Mississippi State	Birmingham	21-26	L	1952	Georgia	Columbus, GA	7-13	L
1961	Mississippi State	Birmingham	10-11	L	1958	Georgia	Columbus, GA	21-6	W
1967	Mississippi State	Auburn	36-0	W	1969	Georgia	Athens, GA	16-3	W
1978	Mississippi State	Starkville, MS	6-0	W	1975	Georgia	Athens, GA	13-28	L
1989	Louisiana Tech	Auburn	38-23	W	1980	Georgia	Auburn	21-31	L
1995	Georgia	Athens, GA	37-31	W	1986	Georgia	Auburn	16-20	L
2000	Georgia [OT]	Auburn	29-26	W	1997	Georgia	Athens, GA	45-34	W
2006	Georgia	Auburn	15-37	L	2003	Georgia	Athens, GA	7-26	L
2017	Georgia	Auburn	40-17	W	2008	Georgia	Auburn	13-17	L
					2014	Georgia	Athens, GA	7-34	L



# Games By Date

YEAR	TEAM	LOCATION	SCORE	RESULT	YEAR	TEAM	LOCATION	SCORE	RESULT
<b>NOVEMBER 16 (7-7-1)</b>					<b>NOVEMBER 21 (5-2-1)</b>				
1896	Sewanee	Montgomery	38-6	W	1914	Georgia	Atlanta, GA	0-0	T
1907	Alabama	Birmingham	6-6	T	1931	Georgia	Columbus, GA	6-12	L
1918	Vanderbilt	Birmingham	0-21	L	1936	Loyola	Auburn	44-0	W
1935	Oglethorpe	Auburn	51-0	W	1942	Georgia	Columbus, GA	27-13	W
1940	LSU	Birmingham	13-21	L	1953	Clemson	Clemson, SC	45-19	W
1946	Georgia	Columbus, GA	0-41	L	1959	Southern Miss	Auburn	28-7	W
1957	Georgia	Columbus, GA	6-0	W	1998	Alabama	Birmingham	17-31	L
1963	Georgia	Athens, GA	14-0	W	2015	Idaho	Auburn	56-34	W
1968	Georgia	Auburn	3-17	L	<b>NOVEMBER 22 (7-3)</b>				
1974	Georgia	Auburn	17-13	W	1892	Duke	Atlanta, GA	6-34	L
1985	Georgia	Auburn	24-10	W	1913	Georgia	Atlanta, GA	21-7	W
1991	Georgia	Athens, GA	27-37	L	1930	Vanderbilt	Nashville, TN	0-27	L
1996	Georgia [4 OT]	Auburn	49-56	L	1941	Villanova	Philadelphia, PA	13-0	W
2002	Georgia	Auburn	21-24	L	1947	Clemson	Clemson, SC	18-34	L
2013	Georgia	Auburn	43-38	W	1952	Clemson	Auburn	3-0	W
<b>NOVEMBER 17 (9-10)</b>					1958	Wake Forest	Auburn	21-7	W
1894	Georgia Tech	Atlanta, GA	94-0	W	1997	Alabama	Auburn	18-17	W
1900	Alabama	Montgomery	53-5	W	2003	Alabama	Auburn	28-23	W
1906	Alabama	Birmingham	0-10	L	2014	Samford	Auburn	31-7	W
1911	Texas	Austin, TX	5-18	L	<b>NOVEMBER 23 (5-4-1)</b>				
1917	Vanderbilt	Nashville, TN	31-7	W	1892	North Carolina	Atlanta, GA	0-64	L
1923	Centre	Birmingham	0-17	L	1895	Alabama	Tuscaloosa	48-0	W
1928	Mississippi State	Birmingham	0-13	L	1912	Vanderbilt	Birmingham	7-7	T
1934	Florida	Montgomery	7-14	L	1935	Georgia	Columbus, GA	19-7	W
1945	Georgia	Columbus, GA	0-35	L	1940	Boston College	Boston, MA	7-33	L
1951	Georgia	Columbus, GA	14-46	L	1946	Clemson	Montgomery	13-21	L
1956	Georgia	Columbus, GA	20-0	W	1957	Florida State	Tallahassee, FL	29-7	W
1962	Georgia	Auburn	21-30	L	1963	Florida State	Auburn	21-15	W
1973	Georgia	Athens, GA	14-28	L	1996	Alabama	Birmingham	23-24	L
1979	Georgia	Athens, GA	33-13	W	2002	Alabama	Tuscaloosa	17-7	W
1984	Georgia	Auburn	21-12	W	<b>NOVEMBER 24 (7-7-2)</b>				
1990	Georgia	Auburn	33-10	W	1894	Georgia	Atlanta, GA	8-10	L
2001	Alabama	Auburn	7-31	L	1898	Georgia	Atlanta, GA	18-17	W
2012	Alabama A&M	Auburn	51-7	W	1904	Georgia	Macon, GA	17-6	W
2018	Liberty	Auburn	53-0	W	1910	Georgia	Savannah, GA	26-0	W
<b>NOVEMBER 18 (10-5-3)</b>					1917	Ohio State	Montgomery	0-0	T
1893	Sewanee	Atlanta, GA	14-14	T	1921	Georgia Tech	Atlanta, GA	0-14	L
1899	Georgia	Atlanta, GA	0-0	T	1927	Georgia Tech	Atlanta, GA	0-18	L
1905	Alabama	Birmingham	0-30	L	1934	Georgia	Columbus, GA	0-18	L
1916	Vanderbilt	Birmingham	9-20	L	1944	Miami	Miami, FL	38-19	W
1922	Centre	Birmingham	6-0	W	1945	Louisiana Tech	Auburn	29-0	W
1933	Georgia	Columbus, GA	14-6	W	1951	Clemson	Clemson, SC	0-34	L
1939	LSU	Baton Rouge, LA	21-7	W	1956	Florida State	Auburn	13-7	W
1944	Georgia	Columbus, GA	13-49	L	1962	Florida State	Auburn	14-14	T
1950	Georgia	Columbus, GA	10-12	L	2007	Alabama	Auburn	17-10	W
1961	Georgia	Athens, GA	10-7	W	2012	Alabama	Tuscaloosa	0-49	L
1967	Georgia	Athens, GA	0-17	L	2018	Alabama	Tuscaloosa	21-52	L
1972	Georgia	Auburn	27-10	W	<b>NOVEMBER 25 (8-4)</b>				
1978	Georgia	Auburn	22-22	T	1892	Georgia Tech	Atlanta, GA	26-0	W
1989	Georgia	Athens, GA	20-3	W	1909	Georgia	Montgomery	9-0	W
1995	Alabama	Auburn	31-27	W	1914	Carlisle Indians	Atlanta, GA	7-0	W
2000	Alabama	Tuscaloosa	9-0	W	1915	Georgia Tech	Atlanta, GA	0-7	L
2006	Alabama	Tuscaloosa	22-15	W	1920	Georgia Tech	Atlanta, GA	0-34	L
2017	ULM	Auburn	42-14	W	1933	Florida	Gainesville, FL	7-14	L
<b>NOVEMBER 19 (7-1)</b>					1939	Georgia	Columbus, GA	7-0	W
1932	Georgia	Columbus, GA	14-7	W	1950	Clemson	Auburn	0-41	L
1938	Georgia	Columbus, GA	23-14	W	1961	Florida	Auburn	32-15	W
1955	Clemson	Mobile	21-0	W	1988	Alabama	Birmingham	15-10	W
1960	Florida State	Auburn	57-21	W	2017	Alabama	Auburn	26-14	W
1994	Alabama	Birmingham	14-21	L	<b>NOVEMBER 20 (4-1-1)</b>				
2005	Alabama	Auburn	28-18	W	1901	LSU	Baton Rouge, LA	28-0	W
2011	Samford	Auburn	35-16	W	1937	Georgia	Columbus, GA	0-0	T
2016	Alabama A&M	Auburn	55-0	W	1954	Clemson	Auburn	27-6	W
<b>NOVEMBER 20 (4-1-1)</b>					1993	Alabama	Auburn	22-14	W
1901	LSU	Baton Rouge, LA	28-0	W	1999	Alabama	Auburn	17-28	L
1937	Georgia	Columbus, GA	0-0	T	2004	Alabama	Tuscaloosa, AL	21-13	W
1954	Clemson	Auburn	27-6	W					

# Games By Date

YEAR	TEAM	LOCATION	SCORE	RESULT	YEAR	TEAM	LOCATION	SCORE	RESULT
<b>NOVEMBER 26 (3-10-2)</b>					<b>NOVEMBER 30 (9-7-1)</b>				
1896	Georgia	Atlanta, GA	6-12	L	1893	Alabama	Montgomery	40-16	W
1903	Georgia	Atlanta, GA	13-22	L	1899	Sewanee	Montgomery	10-11	L
1925	Georgia Tech	Atlanta, GA	7-7	T	1900	Georgia	Atlanta, GA	44-0	W
1926	Georgia Tech	Atlanta, GA	7-20	L	1905	Georgia	Macon, GA	20-0	W
1931	South Carolina	Montgomery	13-6	W	1916	Georgia Tech	Atlanta, GA	7-33	L
1938	Florida	Jacksonville, FL	7-9	L	1922	Georgia Tech	Atlanta, GA	6-14	L
1949	Clemson	Mobile	20-20	T	1935	Florida	Miami, FL	27-6	W
1955	Alabama	Birmingham	26-0	W	1939	Florida	Auburn	7-7	T
1960	Alabama	Birmingham	0-3	L	1940	Florida	Columbus, GA	20-7	W
1964	Alabama	Birmingham	14-21	L	1945	Miami	Miami, FL	7-33	L
1977	Alabama	Birmingham	21-48	L	1946	Florida	Gainesville, FL	47-12	W
1992	Alabama	Birmingham	0-17	L	1957	Alabama	Birmingham	40-0	W
2010	Alabama	Tuscaloosa	28-27	W	1963	Alabama	Birmingham	10-8	W
2011	Alabama	Auburn	14-42	L	1968	Alabama	Birmingham	16-24	L
2016	Alabama	Tuscaloosa	12-30	L	1985	Alabama	Birmingham	23-25	L
<b>NOVEMBER 27 (7-7-1)</b>					1991	Alabama	Birmingham	6-13	L
1901	Georgia	Atlanta, GA	0-0	T	2013	Alabama	Auburn	34-28	W
1902	Georgia	Atlanta, GA	5-12	L	<b>DECEMBER 1 (1-7)</b>				
1908	Georgia	Montgomery	23-0	W	1951	Alabama	Birmingham	7-25	L
1919	Georgia Tech	Atlanta, GA	14-7	W	1956	Alabama	Birmingham	34-7	W
1924	Georgia Tech	Atlanta, GA	0-7	L	1962	Alabama	Birmingham	0-38	L
1930	South Carolina	Columbus, GA	25-7	W	1973	Alabama	Birmingham	0-35	L
1937	Florida	Jacksonville, FL	14-0	W	1979	Alabama	Birmingham	18-25	L
1948	Clemson	Mobile	6-7	L	1984	Alabama	Birmingham	15-17	L
1954	Alabama	Birmingham	28-0	W	1990	Alabama	Birmingham	7-16	L
1965	Alabama	Birmingham	3-30	L	2001	LSU	Baton Rouge, LA	14-27	L
1971	Alabama	Birmingham	7-31	L	<b>DECEMBER 2 (2-7)</b>				
1976	Alabama	Birmingham	7-38	L	1933	South Carolina	Birmingham	14-16	L
1982	Alabama	Birmingham	23-22	W	1950	Alabama	Birmingham	0-34	L
1987	Alabama	Birmingham	10-0	W	1961	Alabama	Birmingham	0-34	L
2009	Alabama	Auburn	21-26	L	1967	Alabama	Birmingham	3-7	L
<b>NOVEMBER 28 (4-8)</b>					1972	Alabama	Birmingham	17-16	W
1895	Georgia	Atlanta, GA	16-6	W	1978	Alabama	Birmingham	16-34	L
1907	Georgia	Macon, GA	0-6	L	1989	Alabama	Auburn	30-20	W
1912	Georgia	Athens, GA	6-12	L	2000	Florida	Atlanta, GA	6-28	L
1918	Georgia Tech	Atlanta, GA	0-41	L	2017	Georgia	Atlanta, GA	7-28	L
1929	Georgia Tech	Atlanta, GA	6-19	L	<b>DECEMBER 3 (2-1-1)</b>				
1936	Florida	Montgomery	13-0	W	1932	South Carolina	Birmingham	20-20	T
1942	Clemson	Auburn	41-13	W	1949	Alabama	Birmingham	14-13	W
1953	Alabama	Birmingham	7-10	L	1966	Alabama	Birmingham	0-31	L
1959	Alabama	Birmingham	0-10	L	1983	Alabama	Birmingham	23-20	W
1970	Alabama	Birmingham	33-28	W	<b>DECEMBER 4 (2-1)</b>				
1981	Alabama	Birmingham	17-28	L	1948	Alabama	Birmingham	0-55	L
2015	Alabama	Auburn	13-29	L	2004	Tennessee	Atlanta, GA	38-28	W
<b>NOVEMBER 29 (4-10-2)</b>					2010	South Carolina	Atlanta, GA	56-17	W
1894	Alabama	Montgomery	0-18	L	<b>DECEMBER 6 (0-1)</b>				
1906	Georgia	Macon, GA	0-4	L	1997	Tennessee	Atlanta, GA	29-30	L
1911	Georgia	Savannah, GA	0-0	T	<b>DECEMBER 7 (2-1-1)</b>				
1917	Georgia Tech	Atlanta, GA	7-68	L	1893	Georgia Tech	Atlanta, GA	0-0	T
1923	Georgia Tech	Atlanta, GA	0-0	T	1918	Camp Sheridan	Montgomery	0-7	L
1928	Georgia Tech	Atlanta, GA	0-51	L	1940	Villanova	Montgomery	13-10	W
1941	Clemson	Auburn	28-7	W	2013	Missouri	Atlanta, GA	59-42	W
1952	Alabama	Birmingham	0-21	L	<b>DECEMBER 9 (0-1)</b>				
1958	Alabama	Birmingham	14-8	W	1939	Tennessee	Knoxville, TN	0-7	L
1969	Alabama	Birmingham	49-26	W	<b>DECEMBER 18 (1-1)</b>				
1974	Alabama	Birmingham	13-17	L	1965	Ole Miss	Memphis, TN	7-13	L
1975	Alabama	Birmingham	0-28	L	1982	Boston College	Orlando, FL	33-26	W
1980	Alabama	Birmingham	18-34	L	<b>DECEMBER 19 (0-1)</b>				
1986	Alabama	Birmingham	21-17	W	1973	Missouri	El Paso, TX	17-34	L
2008	Alabama	Tuscaloosa	0-36	L	<b>DECEMBER 27 (1-0)</b>				
2014	Alabama	Tuscaloosa	44-55	L	1984	Arkansas	Memphis, TN	21-15	W
					<b>DECEMBER 28 (2-0)</b>				
					1968	Arizona	El Paso, TX	34-10	W
					2018	Purdue	Nashville, TN	63-14	W

# Games By Date

YEAR	TEAM	LOCATION	SCORE	RESULT
<b>DECEMBER 29 (1-0)</b>				
1990	Indiana	Atlanta, GA	27-23	W
<b>DECEMBER 30 (3-0)</b>				
1972	Colorado	Jacksonville, FL	24-3	W
1974	Texas	Jacksonville, FL	27-3	W
2015	Memphis	Birmingham	31-10	W
<b>DECEMBER 31 (5-3)</b>				
1954	Baylor	Jacksonville, FL	33-13	W
1955	Vanderbilt	Jacksonville, FL	13-25	L
1969	Houston	Houston, TX	7-36	L
1996	Army	Shreveport, LA	32-29	W
2001	North Carolina	Atlanta, GA	10-16	L
2003	Wisconsin	Nashville, TN	28-14	W
2007	Clemson [OT]	Atlanta, GA	23-20	W
2011	Virginia	Atlanta, GA	43-24	W

# Night Games at Jordan-Hare Stadium

Date	Opponent	Kickoff	Score	Result	Date	Opponent	Kickoff	Score	Result
9/22/18	Arkansas	6:39	34-3	W	9/10/94	NE Louisiana	6:01	44-12	W
9/8/18	Alabama State	6:39	63-9	W	9/11/93	Samford	6:00	35-7	W
9/30/17	Mississippi State	5:01	49-10	W	9/2/93	Ole Miss	6:00	16-12	W
9/2/17	Georgia Southern	6:39	41-7	W	9/12/92	Samford	6:00	55-0	W
11/19/16	Alabama A&M	6:39	55-0	W	9/14/91	Ole Miss	6:00	23-13	W
10/22/16	Arkansas	5:01	56-3	W	8/31/91	Georgia Southern	6:00	32-17	W
9/24/16	LSU	5:01	18-13	W	11/17/90	Georgia	6:40	33-10	W
9/17/16	Texas A&M	6:11	16-29	L	10/20/90	Florida State	6:30	20-17	W
9/10/16	Arkansas State	6:39	51-14	W	9/29/90	Tennessee	6:37	26-26	T
9/3/16	Clemson	8:11	13-19	L	9/8/90	Cal State Fullerton	6:00	38-17	W
9/26/15	Mississippi State	6:36	9-17	L	11/4/89	Florida	6:37	10-7	W
11/22/14	Samford	6:03	31-7	W	9/16/89	Southern Miss	5:59	24-3	W
10/25/14	South Carolina	6:39	42-35	W	9/9/89	Pacific	6:00	55-0	W
10/4/14	#15 LSU	6:01	41-7	W	9/17/88	Kansas	5:59	56-7	W
9/6/14	San Jose' State	6:06	59-13	W	10/31/87	Florida	6:37	29-6	W
10/26/13	Florida Atlantic	6:38	45-10	W	9/12/87	Kansas	6:00	49-0	W
10/5/13	#24 Ole Miss	6:03	30-22	W	11/15/86	Georgia	6:45	16-20	L
9/14/13	Mississippi State	6:06	24-20	W	10/5/85	Ole Miss	6:46	41-0	W
9/7/13	Arkansas State	6:38	38-9	W	11/17/84	Georgia	6:45	21-12	W
8/31/13	Washington State	6:02	31-24	W	9/22/84	Southern Miss	6:02	35-12	W
11/10/12	#5 Georgia	6:06	0-38	L	9/10/83	Southern Miss	6:00	24-3	W
10/27/12	#21 Texas A&M	6:08	21-63	L	9/18/82	Southern Miss	6:00	21-19	W
9/22/12	#2 LSU	6:06	10-12	L	9/19/81	Wake Forest	7:00	21-24	L
10/29/11	Ole Miss	6:02	41-23	W					
10/15/11	Florida	6:07	17-6	W					
9/24/11	Florida Atlantic	6:09	30-14	W					
9/25/10	#12 South Carolina	6:47	35-27	W					
9/18/10	Clemson	6:06	27-24 (OT)	W					
9/4/10	Arkansas State	6:08	52-26	W					
10/17/09	Kentucky	6:35	14-21	L					
9/26/09	Ball State	6:30	54-30	W					
9/19/09	West Virginia	7:50	41-30	W					
9/12/09	Mississippi State	6:07	49-24	W					
9/5/09	Louisiana Tech	6:06	37-13	W					
9/20/08	#6 LSU	6:46	21-26	L					
8/30/08	Louisiana-Monroe	6:05	34-0	W					
11/24/07	Alabama	7:10	17-10	W					
10/27/07	Ole Miss	5:05	17-3	W					
9/22/07	New Mexico State	6:04	55-20	W					
9/8/07	South Florida	8:08	23-26 (OT)	L					
9/1/07	Kansas State	6:49	23-13	W					
10/14/06	#2 Florida	6:48	27-17	W					
9/2/06	Washington State	6:48	40-14	W					
10/1/05	South Carolina	6:07	48-7	W					
9/3/05	Georgia Tech	7:59	14-23	L					
11/22/03	Alabama	6:47	28-23	W					
10/4/03	#7 Tennessee	6:47	28-21	W					
8/30/03	#8 USC	5:10	0-23	L					
9/28/02	Syracuse	8:11	37-34 (OT)	W					
10/13/01	#1 Florida	6:50	23-20	W					
10/6/01	Mississippi State	6:05	16-14	W					
11/11/00	#14 Georgia	6:37	29-26 (OT)	W					
9/16/00	LSU	6:35	34-17	W					
8/31/00	Wyoming	7:02	35-21	W					
11/20/99	#8 Alabama	6:36	17-28	L					
10/16/99	#7 Florida	8:11	14-32	L					
9/11/99	Idaho	6:07	30-23	W					
9/4/99	Appalachian State	6:07	22-15	W					
11/14/98	#14 Georgia	6:35	17-28	L					
9/3/98	Virginia	6:04	0-19	L					
11/22/97	Alabama	6:34	18-17	W					
9/27/97	Central Florida	6:00	41-14	W					
11/2/96	Arkansas	6:05	28-7	W					
9/21/96	#21 LSU	6:34	15-19	L					
9/7/96	Fresno State	6:05	62-0	W					
8/31/96	UAB	6:00	29-0	W					
9/9/95	Chattanooga	6:00	76-10	W					
9/2/95	Ole Miss	6:01	46-13	W					
11/12/94	Georgia	6:05	23-23	T					
9/29/94	Kentucky	7:02	41-14	W					

**All-Time: 73-17-2 (.804)**

*First Night Game at Jordan-Hare Stadium: 9/19/1981 vs. Wake Forest*

*Kickoff 5 p.m. or later; all times listed Central*



# Televised Games

Date	Opponent	Site	Result	Network	Play-by-Play	Analyst	Sideline
Dec. 31, 1954	Baylor [Gator]	Jacksonville	W 33-13	CBS			
Dec. 31, 1955	Vanderbilt [Gator]	Jacksonville	L 13-25	CBS			
Sept. 27, 1958	Tennessee	Birmingham	W 13-0	NBC	Lindsey Nelson	Red Grange	
Jan. 1, 1964	Nebraska [Orange]	Miami	L 7-13	NBC			
Nov. 26, 1964	Alabama	Birmingham	L 14-21	NBC			
Oct. 30, 1965	Florida	Auburn	W 28-17	ABC (R)			
Dec. 18, 1965	Ole Miss [Liberty]	Memphis	L 7-13	ABC			
Dec. 3, 1966	Alabama	Birmingham	L 0-31	ABC			
Dec. 28, 1968	Arizona [Sun]	El Paso	W 34-10	CBS			
Sept. 27, 1969	Tennessee	Knoxville	L 19-45	ABC (R)			
Oct. 25, 1969	LSU	Baton Rouge	L 20-21	ABC (R)			
Dec. 31, 1969	Houston [Bluebonnet]	Houston	L 7-36	Hughes			
Nov. 14, 1970	Georgia	Auburn	L 17-31	ABC (R)			
Jan. 1, 1971	Ole Miss [Gator]	Gainesville	W 35-28	NBC			
Sept. 25, 1971	Tennessee	Knoxville	W 10-9	ABC (R)			
Nov. 27, 1971	Alabama	Birmingham	L 7-31	ABC			
Jan. 1, 1972	Oklahoma [Sugar]	New Orleans	L 22-40	ABC			
Oct. 28, 1972	Florida State	Auburn	W 27-14	ABC (R)			
Nov. 18, 1972	Georgia	Auburn	W 27-10	ABC (R)			
Dec. 30, 1972	Colorado [Gator]	Jacksonville	W 24-3	ABC			
Dec. 1, 1973	Alabama	Birmingham	L 0-35	ABC			
Dec. 19, 1973	Missouri [Sun]	El Paso	L 17-34	CBS			
Nov. 2, 1974	Florida	Gainesville	L 14-25	ABC (R)			
Nov. 29, 1974	Alabama	Birmingham	L 13-17	ABC			
Dec. 30, 1974	Texas [Gator]	Jacksonville	W 27-3	ABC			
Nov. 15, 1975	Georgia	Athens	L 13-28	ABC (R)			
Nov. 29, 1975	Alabama	Birmingham	L 0-28	ABC			
Sept. 25, 1976	Tennessee	Birmingham	W 38-28	ABC (R)			
Oct. 1, 1977	Ole Miss	Auburn	W 21-15	ABC (R)			
Sept. 30, 1978	Tennessee	Birmingham	W 29-10	ABC			
Oct. 21, 1978	Georgia Tech	Auburn	L 10-24	ABC			
Nov. 28, 1981	Alabama	Birmingham	L 17-28	ABC			
Nov. 27, 1982	Alabama	Birmingham	W 23-22	ABC	Keith Jackson		
Dec. 18, 1982	Boston College [Tangerine]	Orlando	W 33-26	ESPN	Sam Rosen	Paul McGuire	
Sept. 17, 1983	Texas	Auburn	L 7-20	CBS (R)			
Nov. 12, 1983	Georgia	Athens	W 13-7	ABC (R)	Keith Jackson	Frank Broyles	Tim Brandt
Dec. 3, 1983	Alabama	Birmingham	W 23-20	ABC			
Jan. 2, 1984	Michigan [Sugar]	New Orleans	W 9-7	ABC			
Aug. 28, 1984	Miami [Kickoff Classic]	East Rutherford	L 18-20	KATZ	Curt Gowdy	Len Dawson	
Sept. 15, 1984	Texas	Austin	L 27-35	ESPN	Jim Thacker	Paul McGuire	
Sept. 29, 1984	Tennessee	Auburn	W 29-10	ABC	Bob Neal	Tim Foley	
Oct. 6, 1984	Ole Miss	Oxford	W 17-13	WTBS			
Nov. 3, 1984	Florida	Gainesville	L 3-24	ABC	Al Michaels	Lee Grosscup	Lynn Swann
Nov. 17, 1984	Georgia	Auburn	W 21-12	ESPN			
Dec. 1, 1984	Alabama	Birmingham	L 15-17	ABC	Al Michaels	Lee Grosscup	Lynn Swann
Dec. 27, 1984	Arkansas [Liberty]	Memphis	W 21-15	KATZ	Curt Gowdy	Len Dawson	
Sept. 7, 1985	Louisiana-Lafayette	Auburn	W 49-7	WTBS	Bob Neal	Tim Foley	
Sept. 28, 1985	Tennessee	Knoxville	L 20-38	ABC			
Oct. 5, 1985	Ole Miss	Auburn	W 41-0	ESPN	Jim Kelley	Paul McGuire	
Oct. 12, 1985	Florida State	Auburn	W 59-27	WTBS	Bob Neal	Tim Foley	
Oct. 19, 1985	Georgia Tech	Atlanta	W 17-14	CBS	Jim Thacker	Steve Davis	
Nov. 16, 1985	Georgia	Athens	W 24-10	ABC (R)			
Nov. 30, 1985	Alabama	Birmingham	L 23-25	ABC	Keith Jackson	Frank Broyles	
Jan. 1, 1986	Texas A&M [Cotton]	Dallas	L 16-36	CBS	Brent Musburger	Ara Parseghian	
Sept. 27, 1986	Tennessee	Auburn	W 34-8	WTBS			
Oct. 11, 1986	Vanderbilt	Nashville	W 31-9	WTBS	Bob Neal	Tim Foley	
Oct. 25, 1986	Mississippi State	Starkville	W 35-6	ESPN	Mike Patrick	Pat McInalley	
Nov. 8, 1986	Cincinnati	Auburn	W 52-7	ABC (R)	Corey McPherrin	Lynn Swann	Mike Adamle
Nov. 15, 1986	Georgia	Auburn	L 16-20	ESPN	Mike Patrick	Pat McInalley	Tim Brando
Nov. 29, 1986	Alabama	Birmingham	W 21-17	ABC	Keith Jackson	Tim Brandt	
Jan. 1, 1987	Southern Cal [Citrus]	Orlando	W 16-7	ABC			
Sept. 5, 1987	Texas	Auburn	W 31-3	ESPN			
Sept. 26, 1987	Tennessee	Knoxville	T 20-20	WTBS	Bob Neal	Tim Foley	
Oct. 10, 1987	Vanderbilt	Auburn	W 48-15	WTBS	Bob Neal	Tim Foley	
Oct. 31, 1987	Florida	Auburn	W 29-6	ESPN	Jim Kelly	Kevin Kiley	
Nov. 7, 1987	Florida State	Auburn	L 6-34	CBS	Brent Musburger	Pat Haden	
Nov. 14, 1987	Georgia	Athens	W 27-11	ESPN			
Nov. 27, 1987	Alabama	Birmingham	W 10-0	CBS	Jim Lampley	Tim Brandt	
Jan. 1, 1988	Syracuse [Sugar]	New Orleans	T 16-16	ABC			
Sept. 10, 1988	Kentucky	Auburn	W 20-10	WTBS	Bob Neal	Tim Foley	
Sept. 24, 1988	Tennessee	Auburn	W 38-6	CBS	Verne Lundquist	Pat Haden	Pat O'Brien
Oct. 8, 1988	LSU	Baton Rouge	L 6-7	ESPN	Mike Patrick	Kevin Kiley	Chris Fowler
Oct. 29, 1988	Florida	Gainesville	W 16-0	ESPN	Roger Twibell	Lee Corso	Chuck Brookfield
Nov. 12, 1988	Georgia	Auburn	W 20-10	CBS	Brent Musburger	Pat Haden	John Dockery

# Televised Games

Date	Opponent	Site	Result	Network	Play-by-Play	Analyst	Sideline
Nov. 25, 1988	Alabama	Auburn	W 15-10	CBS	Tim Brandt	John Dockery	James Brown
Jan. 2, 1989	Florida State [Sugar]	New Orleans	L 7-13	ABC	Frank Gifford	Lynn Swann	Mike Adamle
Sept. 30, 1989	Tennessee	Knoxville	L 14-21	CBS	Jim Nantz	Pat Haden	John Dockery
Oct. 7, 1989	Kentucky	Lexington	W 24-12	TBS	Bob Neal	Tim Foley	
Oct. 14, 1989	LSU	Auburn	W 10-6	CBS	Jim Nantz	Pat Haden	John Dockery
Oct. 21, 1989	Florida State	Tallahassee	L 14-22	ESPN	Ron Franklin	Kevin Kiley	
Nov. 4, 1989	Florida	Auburn	W 10-7	ESPN	Ron Franklin	Kevin Kiley	
Nov. 18, 1989	Georgia	Athens	W 20-3	TBS	Bob Neal	Tim Foley	
Dec. 2, 1989	Alabama	Auburn	W 30-20	CBS	Jim Nantz	Pat Haden	John Dockery
Jan. 1, 1989	Ohio St. [Hall of Fame]	Orlando	W 31-14	NBC			
Sept. 29, 1990	Tennessee	Auburn	T 26-26	ESPN	Ron Franklin	Gary Danielson	
Oct. 20, 1990	Florida State	Auburn	W 20-17	ESPN	Ron Franklin	Gary Danielson	
Nov. 3, 1990	Florida	Gainesville	L 7-48	ESPN	Ron Franklin	Gary Danielson	
Nov. 17, 1990	Georgia	Auburn	W 33-10	ESPN	Sean McDonough	Mike Gottfried	
Dec. 1, 1990	Alabama	Birmingham	L 7-16	CBS	Jim Nantz	Tim Brandt	John Dockery
Dec. 29, 1990	Indiana [Peach]	Atlanta	W 27-23	ABC	Gary Bender	Lynn Swann	
Sept. 21, 1991	Texas	Austin	W 14-10	ESPN	Ron Franklin	Mike Gottfried	
Sept. 28, 1991	Tennessee	Knoxville	L 21-30	ESPN	Ron Franklin	Mike Gottfried	
Oct. 5, 1991	Southern Miss	Auburn	L 9-10	TBS	Bob Neal	Tim Foley	
Oct. 26, 1991	Mississippi State	Auburn	L 17-24	ABC (R)	Gary Bender	Lynn Swann	
Nov. 2, 1991	Florida	Auburn	L 10-31	ABC (R)	Keith Jackson	Bob Griese	Jack Arute
Nov. 16, 1991	Georgia	Athens	L 27-37	TBS			
Nov. 30, 1991	Alabama	Birmingham	L 6-13	ESPN			
Sept. 19, 1992	LSU	Auburn	W 30-28	JP (R)	Bob Carpenter	Tim Foley	Bob Kessler
Oct. 17, 1992	Florida	Gainesville	L 9-24	ABC (R)	Steve Zabriskie	Bo Schembechler	
Nov. 14, 1992	Georgia	Auburn	L 10-14	ABC (R)	Mark Jones	John Spagnola	
Nov. 26, 1992	Alabama	Birmingham	L 0-17	ABC	Brent Musburger	Dick Vermeil	Julie Moran
Sept. 3, 1994	Ole Miss	Oxford	W 22-17	JP (R)	Bob Carpenter	Dave Rowe	
Sept. 17, 1994	LSU	Auburn	W 30-26	JP (R)	Bob Carpenter	Tim Foley	Bob Kesling
Sept. 29, 1994	Kentucky	Auburn	W 41-14	ESPN	Mike Patrick	Mike Gottfried	Dr. Jerry Punch
Oct. 8, 1994	Mississippi State	Starkville	W 42-18	ABC (R)	Terry Gannon	John Spagnola	
Oct. 15, 1994	Florida	Gainesville	W 36-33	ABC (R)	Brent Musburger	Dick Vermeil	Jack Arute
Oct. 29, 1994	Arkansas	Auburn	W 31-14	JP (R)	Bob Carpenter	Dave Rowe	Bob Kessler
Nov. 12, 1994	Georgia	Auburn	T 23-23	ESPN	Ron Franklin	Mike Gottfried	Mike Adamle
Nov. 19, 1994	Alabama	Birmingham	L 14-21	ABC (R)	Keith Jackson	Bob Griese	Lynn Swann
Oct. 14, 1995	Florida	Auburn	L 38-49	ABC (R)	Terry Gannon	Tim Brant	John Spagnola
Oct. 28, 1995	Arkansas	Auburn	L 28-30	ESPN	Ron Franklin	Mike Gottfried	Mike Adamle
Nov. 11, 1995	Georgia	Athens	W 37-31	ESPN	Brad Nessler	Gary Danielson	Adrian Karsten
Nov. 18, 1995	Alabama	Auburn	W 31-27	ESPN	Ron Franklin	Mike Gottfried	Mike Adamle
Jan. 1, 1996	Penn State [Outback]	Tampa	L 14-43	ESPN	Ron Franklin	Mike Gottfried	Adrian Karsten
Sept. 14, 1996	Ole Miss	Oxford	W 45-27	JP/ESPN2	Tim Brando	Dave Rowe	Bob Kessler
Sept. 21, 1996	LSU	Auburn	L 15-19	ESPN	Ron Franklin	Mike Gottfried	Kellen Winslow
Oct. 5, 1996	South Carolina	Auburn	W 28-24	CBS (R)	Jim Nantz	Terry Donahue	Michele Tafoya
Oct. 12, 1996	at Mississippi State	Starkville	W 49-15	JP (R)	Tim Brando	Dave Rowe	Bob Kessler
Oct. 19, 1996	at Florida	Gainesville	L 10-51	CBS (R)	Jim Nantz	Terry Donahue	Michele Tafoya
Nov. 2, 1996	Arkansas	Auburn	W 28-7	ESPN2	Dave Barnett	Todd Christensen	Pam Ward
Nov. 16, 1996	Georgia (4OT)	Auburn	L 49-56	CBS (R)	Sean McDonough	Mike Mayock	Gus Johnson
Nov. 23, 1996	Alabama	Birmingham	L 23-24	ESPN	Ron Franklin	Mike Gottfried	Kellen Winslow
Dec. 31, 1996	Army [Independence]	Shreveport	W 32-29	ESPN			
Sept. 4, 1997	Virginia	Charlottesville	W 28-17	ESPN	Mike Patrick	Mike Gottfried	Dr. Jerry Punch
Sept. 13, 1997	Ole Miss	Auburn	W 19-9	JP/ESPN2	Bob Kesling	Dave Rowe	Warren Pepper
Sept. 20, 1997	LSU	Baton Rouge	W 31-28	ESPN	Ron Franklin	Mike Gottfried	Adrian Karsten
Oct. 4, 1997	South Carolina	Columbia	W 23-6	JP (R)	Tim Brando	Dave Rowe	Bob Kessler
Oct. 18, 1997	Florida	Auburn	L 10-24	CBS	Sean McDonough	Terry Donahue	Michele Tafoya
Oct. 25, 1997	Arkansas	Fayetteville	W 26-21	ESPN2	Ron Franklin	Mike Gottfried	Adrian Karsten
Nov. 15, 1997	Georgia	Athens	W 45-34	ESPN	Ron Franklin	Mike Gottfried	Adrian Karsten
Nov. 22, 1997	Alabama	Auburn	W 18-17	ESPN	Ron Franklin	Mike Gottfried	Adrian Karsten
Dec. 2, 1997	Tennessee [SEC]	Atlanta	L 29-30	ABC	Keith Jackson	Bob Griese	Lynn
Jan. 2, 1998	Clemson [Peach]	Atlanta	W 21-17	ESPN	Dave Barnett	Bill Curry	Dave Ryan
Sept. 3, 1998	Virginia	Auburn	L 0-19	ESPN	Mike Tirico	Mike Gottfried	Dr. Jerry Punch
Sept. 12, 1998	Ole Miss	Oxford	W 17-0	FoxSS (R)	Dave Neal	Charles Davis	Ralph Sheheen
Sept. 19, 1998	LSU	Auburn	L 19-31	ESPN	Ron Franklin	Mike Gottfried	Adrian Karsten
Oct. 3, 1998	Tennessee	Auburn	L 9-17	CBS	Sean McDonough	Terry Donahue	Mike Mayock
Oct. 10, 1998	Mississippi State	Starkville	L 21-38	JP (R)	Bob Kesling	Dave Rowe	David Logan
Oct. 17, 1998	Florida	Gainesville	L 3-24	CBS	Sean McDonough	Terry Donahue	Mike Mayock
Nov. 14, 1998	Georgia	Auburn	L 17-28	ESPN	Ron Franklin	Mike Gottfried	Adrian Karsten
Nov. 21, 1998	at Alabama	Birmingham	L 17-31	ESPN	Ron Franklin	Mike Gottfried	Adrian Karsten
Sept. 18, 1999	at LSU	Baton Rouge	W 41-7	ESPN	Ron Franklin	Mike Gottfried	Adrian Karsten
Sept. 25, 1999	Ole Miss (OT)	Auburn	L 17-24	JP (R)	Dave Neal	Dave Rowe	Greg Bowser
Oct. 2, 1999	at Tennessee	Knoxville	L 0-24	ESPN	Ron Franklin	Mike Gottfried	Adrian Karsten
Oct. 9, 1999	Mississippi State	Auburn	L 16-18	JP (R)	Dave Neal	Dave Rowe	Greg Bowser
Oct. 16, 1999	Florida	Auburn	L 14-32	ESPN	Steve Levy	Todd Christensen	Holly Rowe
Oct. 30, 1999	at Arkansas	Fayetteville	L 10-34	JP (R)	Dave Neal	Dave Rowe	Greg Bowser
Nov. 13, 1999	at Georgia	Athens	W 38-21	ESPN2	Steve Levy	Todd Christensen	Holly Rowe

# Televised Games

Date	Opponent	Site	Result	Network	Play-by-Play	Analyst	Sideline	
Nov. 20, 1999	Alabama	Auburn	L	17-28	ESPN	Ron Franklin	Mike Gottfried	Adrian Karsten
Aug. 31, 2000	Wyoming	Auburn	W	35-21	ESPN	Mike Tirico	Lee Corso/ Kirk Herbstreit	Dr. Jerry Punch
Sept. 9, 2000	Ole Miss	Oxford	W	35-27	ESPN2	Ron Franklin	Mike Gottfried	Adrian Karsten
Sept. 16, 2000	LSU	Auburn	W	34-17	ESPN	Ron Franklin	Mike Gottfried	Adrian Karsten
Oct. 7, 2000	Mississippi State	Starkville	L	10-17	CBS (R)	Craig Bolderjack	Dean Blevins	
Oct. 14, 2000	Florida	Gainesville	L	7-38	CBS	Verne Lundquist	Todd Blackledge	Jill Arrington
Nov. 11, 2000	Georgia (OT)	Auburn	W	29-26	ESPN	Dave Barnett	Bill Curry	Michelle Tafoya
Nov. 18, 2000	Alabama	Tuscaloosa	W	9-0	CBS	Verne Lundquist	Todd Blackledge	Jill Arrington
Dec. 2, 2000	Florida [SEC]	Atlanta	L	6-28	ABC	Brent Musburger	Gary Danielson	Jack Arute
Jan. 1, 2001	Michigan [Citrus]	Orlando	L	28-31	ABC	Sean Grande	David Norrie	Chip Tarkenton
Sept. 8, 2001	Ole Miss	Auburn	W	27-21	JP (R)	Dave Steele	Dave Rowe	Warren Pepper
Sept. 22, 2001	Syracuse	Syracuse	L	14-31	ESPN	Mike Tirico	Mike Golic	Dave Ryan
Oct. 6, 2001	Mississippi State	Auburn	W	16-14	ESPN2	Dave Barnett	Bill Curry/ Mike Golic	Dave Ryan
Oct. 13, 2001	Florida	Auburn	W	23-20	ESPN	Ron Franklin	Mike Gottfried	Adrian Karsten
Oct. 27, 2001	Arkansas	Fayetteville	L	17-42	JP (R)	Dave Neal	Dave Rowe	Charles Davis
Nov. 10, 2001	Georgia	Athens	W	24-21	CBS	Verne Lundquist	Todd Blackledge	Jill Arrington
Nov. 17, 2001	Alabama	Auburn	L	7-31	CBS	Craig Bolderjack	Andre Ware	
Dec. 1, 2001	LSU	Baton Rouge	L	14-27	ESPN	Ron Franklin	Mike Gottfried	Adrian Karsten
Dec. 31, 2001	North Carolina [Peach]	Atlanta	L	10-16	ESPN			
Sept. 2, 2002	Southern Cal	Los Angeles	L	17-24	ABC	Keith Jackson	Dan Fouts	Todd Harris
Sept. 13, 2002	Vanderbilt	Auburn	W	31-6	JP (R)	Dave Neal	Dave Rowe	Dave Baker
Sept. 19, 2002	Mississippi State	Starkville	W	42-14	ESPN	Chris Fowler	Lee Corso/ Kirk Herbstreit	Dr. Jerry Punch
Sept. 28, 2002	Syracuse (3OT)	Auburn	W	37-34	ESPN2	Jeff Hullinger	Todd Christensen	Stacy Paetz
Oct. 12, 2002	Arkansas	Auburn	L	17-38	JP (R)	Dave Neal	Dave Rowe	Dave Baker
Oct. 19, 2002	Florida (OT)	Gainesville	L	23-30	ESPN	Ron Franklin	Mike Gottfried	
Oct. 26, 2002	LSU	Auburn	W	31-7	JP (R)	Dave Neal	Dave Rowe	Dave Baker
Nov. 2, 2002	Ole Miss	Oxford	W	31-24	JP (R)	Dave Neal	Dave Rowe	Dave Baker
Nov. 16, 2002	Georgia	Auburn	L	21-24	CBS	Vern Lunquest	Todd Blackledge	Jill Arrington
Nov. 23, 2002	Alabama	Tuscaloosa	W	17-7	CBS	Ron Franklin	Mike Gottfried	Adrian Karsten
Jan. 1, 2003	Penn State [Capital One]	Orlando	W	13-9	ABC	Sean McDonough	David Norrie	Mike Mayock
Aug. 30, 2003	Southern Cal	Los Angeles	L	0-23	CBS	Verne Lundquist	Todd Blackledge	Jill Arrington
Sept. 6, 2003	Georgia Tech	Atlanta	L	3-17	ABC	Gary Thorne	David Norrie	
Sept. 13, 2003	Vanderbilt	Nashville	W	45-7	JP (R)	Dave Neal	Dave Rowe	Dave Baker
Oct. 4, 2003	Tennessee	Auburn	W	28-21	ESPN	Ron Franklin	Mike Gottfried	Adrian Karsten
Oct. 11, 2003	Arkansas	Fayetteville	W	10-3	JP (R)	Dave Neal	Dave Rowe	Dave Baker
Oct. 25, 2003	LSU	Baton Rouge	L	7-31	ESPN	Ron Franklin	Mike Gottfried	Adrian Karsten
Nov. 8, 2003	Ole Miss	Auburn	L	20-24	CBS	Verne Lundquist	Todd Blackledge	Jill Arrington
Nov. 15, 2003	Georgia	Athens	L	7-26	CBS	Verne Lundquist	Todd Blackledge	Jill Arrington
Nov. 22, 2003	Alabama	Auburn	W	28-23	ESPN	Ron Franklin	Mike Gottfried	Adrian Karsten
Dec. 31, 2003	Wisconsin [Music City]	Nashville	W	28-14	ESPN	Pam Ward	Chris Spielman	Matt Winer
Sept. 11, 2004	Mississippi State	Starkville	W	43-14	JP (R)	Dave Neal	Dave Rowe	Dave Baker
Sept. 18, 2004	LSU	Auburn	W	10-9	CBS	Craig Bolderjack	Randy Cross	Dewayne Ballen
Oct. 2, 2004	Tennessee	Knoxville	W	34-10	ESPN	Ron Franklin	Mike Gottfried	Erin Andrews
Oct. 16, 2004	Arkansas	Auburn	W	38-20	CBS	Verne Lundquist	Todd Blackledge	Tracy Wolfson
Oct. 30, 2004	Ole Miss	Oxford	W	35-14	ESPN	Ron Franklin	Mike Gottfried	Erin Andrews
Nov. 13, 2004	Georgia	Auburn	W	24-6	CBS	Verne Lundquist	Todd Blackledge	Tracy Wolfson
Nov. 20, 2004	Alabama	Tuscaloosa	W	21-13	CBS	Verne Lundquist	Todd Blackledge	Tracy Wolfson
Dec. 4, 2004	Tennessee [SEC]	Atlanta	W	38-28	CBS	Verne Lundquist	Todd Blackledge	Tracy Wolfson
Jan. 3, 2005	Virginia Tech [Sugar]	New Orleans	W	16-13	ABC	Mike Tirico	Tim Brandt/ Terry Bowden	Suzie Shuster
Sept. 3, 2005	Georgia Tech	Auburn	L	14-23	ESPN	Ron Franklin	Bob Davie	Holly Rowe
Sept. 10, 2005	Mississippi State	Auburn	W	28-0	JP (R)	Dave Neal	Dave Rowe	Dave Baker
Oct. 1, 2005	South Carolina	Auburn	W	48-7	ESPN2	Sean McDonough	Mike Gottfried	Sam Ryan
Oct. 22, 2005	LSU (OT)	Baton Rouge	L	17-20	ESPN	Ron Franklin	Bob Davie	Holly Rowe
Oct. 29, 2005	Ole Miss	Auburn	W	27-3	JP (R)	Dave Neal	Dave Rowe	Dave Baker
Nov. 12, 2005	Georgia	Athens	W	31-30	ESPN	Ron Franklin	Bob Davie	Holly Rowe
Nov. 19, 2005	Alabama	Auburn	W	28-18	CBS	Verne Lundquist	Todd Blackledge	Tracy Wolfson
Jan. 2, 2006	Wisconsin [Capital One]	Orlando	L	10-24	ABC	Ron Franklin	Bob Davie	Holly Rowe
Sept. 2, 2006	Washington State	Auburn	W	40-14	ESPN2	Ron Franklin	Ed Cunningham	Dr. Jerry Punch
Sept. 9, 2006	Mississippi State	Starkville	W	34-0	LFS (R)	Dave Neal	Dave Rowe	Dave Baker
Sept. 16, 2006	LSU	Auburn	W	7-3	CBS	Craig Bolderjack	Steve Beuerlein	
Sept. 28, 2006	South Carolina	Columbia	W	24-17	ESPN	Chris Fowler	Kirk Herbstreit	Erin Andrews
Oct. 7, 2006	Arkansas	Auburn	L	10-27	CBS	Craig Bolderjack	Steve Beuerlein	
Oct. 14, 2006	Florida	Auburn	W	27-17	ESPN	Mike Patrick	Todd Blackledge	Holly Rowe
Oct. 28, 2006	Ole Miss	Oxford	W	23-17	LFS (R)	Dave Neal	Dave Rowe	Dave Baker
Nov. 11, 2006	Georgia	Auburn	L	15-37	LFS (R)	Dave Neal	Dave Rowe	Dave Baker
Nov. 18, 2006	Alabama	Tuscaloosa	W	22-15	CBS	Verne Lundquist	Gary Danielson	Tracy Wolfson
Jan. 1, 2007	Nebraska [AT&T Cotton]	Dallas	W	17-14	FOX	Pat Summerall	Brian Baldinger	Krista Voda
Sept. 1, 2007	Kansas State	Auburn	W	23-13	ESPN	Ron Franklin	Ed Cunningham	Holly Rowe
Sept. 8, 2007	South Florida	Auburn	L	23-26	ESPN2	Dan Fouts	Tim Brandt	Todd Harris
Sept. 15, 2007	Mississippi State	Auburn	L	14-19	LFS (R)	Dave Neal	Dave Archer	Dave Baker
Sept. 29, 2007	Florida	Gainesville	W	20-17	ESPN	Mike Patrick	Todd Blackledge	Holly Rowe
Oct. 6, 2007	Vanderbilt	Auburn	W	35-7	LFS (R)	Dave Neal	Dave Archer	Dave Baker

# Televised Games

Oct. 13, 2007	Arkansas	Fayetteville	W	9-7	ESPN	Mike Patrick	Todd Blackledge	Holly Rowe
Oct. 20, 2007	LSU	Baton Rouge	L	24-30	ESPN	Mike Patrick	Todd Blackledge	Holly Rowe
Nov. 10, 2007	Georgia	Athens	L	20-45	CBS	Verne Lundquist	Gary Danielson	Tracy Wolfson
Nov. 24, 2007	Alabama	Auburn	W	17-10	ESPN	Mike Patrick	Todd Blackledge	Holly Rowe
Dec. 31, 2007	Clemson [Chick-fil-A] (OT)	Atlanta	W	23-20	ESPN	Brad Nessler	Bob Griese/ Paul Maguire	Bonnie Bernstein
Sept. 6, 2008	Southern Miss	Auburn	W	27-13	Raycom (R)	Dave Neal	Dave Archer	Dave Baker
Sept. 13, 2008	Mississippi State	Starkville	W	3-2	ESPN2	Mark Jones	Bob Davie	
Sept. 20, 2008	LSU	Auburn	L	16-21	ESPN	Mike Patrick	Todd Blackledge	Holly Rowe
Sept. 27, 2008	Tennessee	Auburn	W	14-12	CBS	Vern Lunquest	Gary Danielson	Tracy Wolfson
Oct. 4, 2008	Vanderbilt	Nashville	L	13-14	ESPN	Brent Musburger	Kirk Herbstreit	Lisa Salters
Oct. 23, 2008	West Virginia	Morgantown	L	17-34	ESPN	Rece Davis	Mark May/ Lou Holtz	Erin Andrews
Nov. 1, 2008	Ole Miss	Oxford	L	7-17	Raycom (R)	Dave Neal	Dave Archer	Dave Baker
Nov. 15, 2008	Georgia	Auburn	L	13-17	Raycom (R)	Dave Neal	Dave Archer	Dave Baker
Nov. 29, 2008	Alabama	Tuscaloosa	L	0-36	CBS	Verne Lundquist	Gary Danielson	Tracy Wolfson
Sept. 5, 2009	Louisiana Tech	Auburn	W	37-13	ESPNU	Eric Collins	Brock Huard	Beth Mowins
Sept. 12, 2009	Mississippi State	Auburn	W	49-24	Fox SS (R)	Bob Rathbun	Dave Archer	Jenn Hildreth
Sept. 19, 2009	West Virginia	Auburn	W	41-30	ESPN2	Mark Jones	Bob Davie	
Sept. 26, 2009	Ball State	Auburn	W	54-30	Fox SS (R)	Bob Rathbun	Dave Archer	Jenn Hildreth
Oct. 3, 2009	Tennessee	Knoxville	W	26-22	ESPN	Brad Nessler	Todd Blackledge	Erin Andrews
Oct. 10, 2009	Arkansas	Fayetteville	L	23-44	ESPN	Dave Pasche	Bob Griese/ Chris Spielman	
Oct. 17, 2009	Kentucky	Auburn	L	14-21	ESPNU	Eric Collins	Brock Huard	
Oct. 24, 2009	LSU	Baton Rouge	L	10-31	ESPN2	Mark Jones	Bob Davie	
Oct. 31, 2009	Ole Miss	Auburn	W	33-20	SEC Net (R)	Dave Neal	Andre Ware	Cara Capuano
Nov. 14, 2009	Georgia	Athens	L	24-31	ESPN2	Mark Jones	Bob Davie	
Nov. 27, 2009	Alabama	Auburn	L	21-26	CBS	Craig Bolerjack	Steve Beuerlein	
Jan. 1, 2010	Northwestern [Outback] (OT)	Tampa	W	38-35	ESPN	Dave Pasch	Bob Griese/ Chris Spielman	Rob Stone
Sept. 4, 2010	Arkansas State	Auburn	W	52-26	Fox SS (R)	Bob Rathbun	Tim Couch	Jenn Hildreth
Sept. 9, 2010	Mississippi State	Starkville	W	17-14	ESPN	Rece Davis	Craig James/ Jesse Palmer	Jenn Brown
Sept. 18, 2010	Clemson (OT)	Auburn	W	27-24	ESPN	Brent Musburger	Kirk Herbstreit	Erin Andrews
Sept. 25, 2010	South Carolina	Auburn	W	35-27	ESPN	Joe Tessitore	Tim Brown	Tom Luginbill
Oct. 2, 2010	Louisiana-Monroe	Auburn	W	52-3	ESPN3D	Brad Nessler	Todd Blackledge	Holly Rowe
Oct. 9, 2010	Kentucky	Lexington	W	37-34	ESPN2	Joe Tessitore	Tim Brown	Ray Bentley
Oct. 16, 2010	Arkansas	Auburn	W	65-43	ESPN	Clay Matvick	Herm Edwards	Elizabeth Moreau
Oct. 23, 2010	LSU	Auburn	W	24-17	ESPN2	Mark Jones	Bob Davie	
Oct. 30, 2010	Ole Miss	Oxford	W	51-31	ESPN2	Verne Lundquist	Gary Danielson	Tracy Wolfson
Nov. 13, 2010	Georgia	Auburn	W	49-31	CBS	Verne Lundquist	Gary Danielson	Tracy Wolfson
Nov. 26, 2010	Alabama	Tuscaloosa	W	28-27	ESPN2	Mark Jones	Bob Davie	Quint Kessenich
Dec. 4, 2010	South Carolina [SEC]	Atlanta	W	56-17	CBS	Verne Lundquist	Gary Danielson	Tracy Wolfson
Jan. 10, 2011	Oregon [BCS Championship]	Glendale	W	22-19	ESPN	Brent Musburger	Kirk Herbstreit	Erin Andrews/ Tom Rinaldi
					ESPN3D	Joe Tessitore	Tim Brown/ Todd Blackledge	Wendi Nix
Sept. 3, 2011	Utah State	Auburn	W	42-38	ESPN2	Beth Mowins	Mike Bellotti	
Sept. 10, 2011	Mississippi State	Auburn	W	41-34	SEC Net. (R)	Dave Neal	Andre Ware	Cara Capuano
Sept. 17, 2011	Clemson	Clemson	L	24-38	ABC	Dave Pasch	Chris Spielman/ Urban Meyer	Quint Kessenich
Sept. 24, 2011	Florida Atlantic	Auburn	W	30-14	Fox SS (R)	Bob Rathbun	Tim Couch	Kristina Akra
Oct. 1, 2011	South Carolina	Columbia	W	16-13	CBS	Spero Dedes	Steve Beuerlein	Otis Livingston
Oct. 8, 2011	Arkansas	Fayetteville	L	14-38	ESPN	Brad Nessler	Todd Blackledge	Holly Rowe
Oct. 15, 2011	Florida	Auburn	W	17-6	ESPN	Brad Nessler	Todd Blackledge	Holly Rowe
Oct. 22, 2011	LSU	Baton Rouge	L	10-45	CBS	Verne Lundquist	Gary Danielson	Tracy Wolfson
Oct. 29, 2011	Ole Miss	Auburn	W	41-23	ESPNU			
Nov. 12, 2011	Georgia	Athens	L	7-45	CBS	Verne Lundquist	Gary Danielson	Tracy Wolfson
Nov. 26, 2011	Alabama	Auburn	L	14-42	CBS	Verne Lundquist	Gary Danielson	Tracy Wolfson
Dec. 31, 2011	Virginia [Chick-fil-A]	Atlanta	W	43-24	ESPN/3D	Brad Nessler	Todd Blackledge	Holly Rowe
Sept. 1, 2012	Clemson	Atlanta	L	19-26	ESPN	Brad Nessler	Todd Blackledge	Holly Rowe
Sept. 8, 2012	Mississippi State	Starkville	L	10-28	ESPN/3D	Dave Pasch	Brian Griese	Jenn Brown
Sept. 15, 2012	ULM (OT)	Auburn	W	31-28	SEC Net. (R)	Dave Neal	Andre Ware	Cara Capuano
Sept. 22, 2012	LSU	Auburn	L	10-12	ESPN	Brad Nessler	Todd Blackledge	Holly Rowe
Oct. 6, 2012	Arkansas	Auburn	L	7-24	ESPN2	Beth Mowins	Joey Galloway	Tom Luginbill
Oct. 13, 2012	Ole Miss	Oxford	L	20-41	SEC Net. (R)	Dave Neal	Andre Ware	Angela Mallen
Oct. 20, 2012	Vanderbilt	Nashville	L	13-17	SEC Net. (R)	Dave Neal	Andre Ware	Cara Capuano
Oct. 27, 2012	Texas A&M	Auburn	L	21-63	ESPNU	Clay Matvick	Matt Stinchcomb	Allison Williams
Nov. 3, 2012	New Mexico State	Auburn	W	42-7	CSS (R)	Matt Stewart	Chris Doering	Angela Mallen
Nov. 10, 2012	Georgia	Auburn	L	0-38	ESPN2	Mark Jones	Brock Huard	Allison Williams
Nov. 24, 2012	Alabama	Tuscaloosa	L	0-49	CBS	Verne Lundquist	Gary Danielson	Tracy Wolfson
Aug. 31, 2013	Washington State	Auburn	W	31-24	ESPNU	Clay Matvick	Matt Stinchcomb	Dawn Davenport
Sept. 7, 2013	Arkansas State	Auburn	W	38-9	FSN	Bob Rathbun	Tim Couch	Elizabeth Moreau
Sept. 14, 2013	Mississippi State	Auburn	W	24-20	ESPN2	Mark Jones	Brock Huard	Maria Taylor
Sept. 21, 2013	LSU	Baton Rouge	L	21-35	ESPN	Brad Nessler	Todd Blackledge	Holly Rowe



# Televised Games

Date	Opponent	Site	Result	Network	Play-by-Play	Analyst	Sideline
Oct. 5, 2013	Ole Miss	Auburn	W 30-22	ESPNU	Clay Matvick	Matt Stinchcomb	Dawn Davenport
Oct. 19, 2013	Texas A&M	College Station	W 45-41	CBS	Verne Lundquist	Gary Danielson	Tracy Wolfson
Oct. 26, 2013	Florida Atlantic	Auburn	W 45-10	FSN	Bob Rathbun	Tim Couch	Elizabeth Moreau
Nov. 2, 2013	Arkansas	Fayetteville	W 35-17	ESPN2	Joe Tessitore	Matt Millen	Maria Taylor
Nov. 9, 2013	Tennessee	Knoxville	W 55-23	ESPN	Dave Pasch	Brian Griese	Tom Luginbill
Nov. 16, 2013	Georgia	Auburn	W 43-38	CBS	Verne Lundquist	Gary Danielson	Tracy Wolfson
Nov. 30, 2013	Alabama	Auburn	W 34-28	CBS	Verne Lundquist	Gary Danielson	Tracy Wolfson
Dec. 7, 2013	Missouri [SEC]	Atlanta	W 59-42	CBS	Verne Lundquist	Gary Danielson	Tracy Wolfson
Jan. 6, 2014	Florida St. [BCS Championship]	Pasadena	L 31-34	ESPN	Brent Musberger	Kirk Herbstreit	Tom Rinaldi
Aug. 30, 2014	Arkansas	Auburn	W 45-21	SECN	Brent Musberger	Jesse Palmer	Maria Taylor
Sept. 6, 2014	San Jose' State	Auburn	W 59-13	ESPN2	Dave Pasch	Brian Griese	Tom Luginbill
Sept. 18, 2014	Kansas State	Manhattan	W 20-14	ESPN	Dave Pasch	Jesse Palmer/ David Pollack	Samantha Ponder
Sept. 27, 2014	Louisiana Tech	Auburn	W 45-17	SECN	Brent Musberger	Jesse Palmer	Maria Taylor
Oct. 4, 2014	LSU	Auburn	W 41-7	ESPN	Brad Nessler	Todd Blackledge	Holly Rowe
Oct. 11, 2014	Mississippi State	Starkville	L 23-38	CBS	Verne Lundquist	Gary Danielson	Allie LaForce
Oct. 25, 2014	South Carolina	Auburn	W 42-35	SECN	Brent Musberger	Jesse Palmer	Maria Taylor
Nov. 1, 2014	Ole Miss	Oxford	W 35-31	ESPN	Brad Nessler	Todd Blackledge	Holly Rowe
Nov. 8, 2014	Texas A&M	Auburn	L 38-41	CBS	Carter Blackburn	Aaron Taylor	Jamie Erdahl
Nov. 15, 2014	Georgia	Athens	L 7-34	ESPN	Brad Nessler	Todd Blackledge	Holly Rowe
Nov. 22, 2014	Samford	Auburn	W 31-7	ESPNU	Clay Matvick	Anthony Becht	
Nov. 29, 2014	Alabama	Tuscaloosa	L 44-55	SECN	Brent Musberger	Jesse Palmer	Maria Taylor
Jan. 1, 2015	Wisconsin (OT) [Outback]	Tampa	L 31-34	ESPN2	Bob Wischusen	Matt Millen	Quint Kessenich
Sept. 5, 2015	Louisville	Atlanta	W 31-24	CBS	Verne Lundquist	Gary Danielson	Allie LaForce
Sept. 12, 2015	Jacksonville State	Auburn	W27-20 [OT]	SECN	Dave Neal	Matt Stinchcomb	Dawn Davenport
Sept. 19, 2015	LSU	Baton Rouge	L 21-45	CBS	Verne Lundquist	Gary Danielson	Allie LaForce
Sept. 26, 2015	Mississippi State	Auburn	L 9-17	ESPN2	Mark Jones	Rod Gilmore	Quint Kessenich
Oct. 3, 2015	San Jose' State	Auburn	W 35-21	SECN	Dave Neal	Matt Stinchcomb	Kayce Smith
Oct. 15, 2015	Kentucky	Lexington	W 30-27	ESPN	Dave Flemming	Mack Brown	Allison Williams
Oct. 24, 2015	Arkansas	Fayetteville	L 46-54 [4OT]	SECN	Tom Hart	Andre Ware	Kevin Weidl
Oct. 31, 2015	Ole Miss	Auburn	L 19-27	ESPN	Dave Pasch	Brian Griese	Tom Luginbill
Nov. 7, 2015	Texas A&M	College Station	W 26-10	SECN	Brent Musberger	Jesse Palmer	Maria Taylor
Nov. 14, 2015	Georgia	Auburn	L 13-20	CBS	Carter Blackburn	Aaron Taylor	Jenny Dell
Nov. 21, 2015	Idaho	Auburn	W 56-34	SECN	Mike Couzens	Cole Cubelic	Kevin Weidl
Nov. 28, 2015	Alabama	Auburn	L 13-29	CBS	Verne Lundquist	Gary Danielson	Allie LaForce
Dec. 30, 2015	Memphis [Birmingham]	Birmingham	W 31-10	ESPN	Beth Mowins	Anthony Becht	Paul Carcaterra
Sept. 3, 2016	Clemson	Auburn	L 13-19	ESPN	Brent Musberger	Jesse Palmer	Kaylee Hartung
Sept. 10, 2016	Arkansas State	Auburn	W 51-14	SECN	Brent Musberger	Jesse Palmer	Jannine Edwards
Sept. 17, 2016	Texas A&M	Auburn	L 16-29	ESPN	Dave Flemming	Brian Griese	Todd McShay
Sept. 24, 2016	LSU	Auburn	W 18-13	ESPN	Mark Jones	Rod Gilmore	Quint Kessenich
Oct. 1, 2016	ULM	Auburn	W 58-7	SECN	Taylor Zazour	Jordan Rodgers	Lauren Sisler
Oct. 8, 2016	Mississippi State	Starkville	W 38-14	ESPN	Tom Hart	Andre Ware	Cole Cubelic
Oct. 22, 2016	Arkansas	Auburn	W 56-3	ESPN	Joe Tessitore	Todd Blackledge	Holly Rowe
Oct. 29, 2016	Ole Miss	Oxford	W 40-29	SECN	Brent Musberger	Jesse Palmer	Kaylee Hartung
Nov. 5, 2016	Vanderbilt	Auburn	W 23-16	ESPN	Mike Patrick	Ed Cunningham	Jerry Punch
Nov. 12, 2016	Georgia	Athens	L 7-13	CBS	Verne Lundquist	Gary Danielson	Allie LaForce
Nov. 19, 2016	Alabama A&M	Auburn	W 55-0	SECN	Taylor Zazour	Clint Stoerner	Lauren Sisler
Nov. 26, 2016	Alabama	Tuscaloosa	L 12-30	CBS	Verne Lundquist	Gary Danielson	Allie LaForce
Jan. 2, 2017	Oklahoma [Sugar]	New Orleans	L 19-35	ESPN	Brent Musberger	Jesse Palmer	Kaylee Hartung
Sept. 2, 2017	Georgia Southern	Auburn	W 41-7	SECN	Tom Hart	Jordan Rodgers	Cole Cubelic
Sept. 9, 2017	Clemson	Clemson	L 6-14	ESPN	Steve Levy	Brian Griese	Todd McShay
Sept. 16, 2017	Mercer	Auburn	W 24-10	SECN	Joel Myers	Brian Kinchen	Gabe Gross
Sept. 23, 2017	Missouri	Columbia	W 51-14	ESPNU	Mark Neely	Ray Bentley	
Sept. 30, 2017	Mississippi State	Auburn	W 49-10	ESPN	Dave Flemming	Brian Griese	Todd McShay
Oct. 7, 2017	Ole Miss	Auburn	W 44-23	SECN	Tom Hart	Jordan Rodgers	Cole Cubelic
Oct. 14, 2017	LSU	Baton Rouge	L 23-27	CBS	Brad Nessler	Gary Danielson	Allie LaForce
Oct. 21, 2017	Arkansas	Fayetteville	W 52-20	SECN	Tom Hart	Jordan Rodgers	Cole Cubelic
Nov. 4, 2017	Texas A&M	College Station	W 42-27	ESPN	Beth Mowins	Anthony Becht	Rocky Boiman
Nov. 11, 2017	Georgia	Auburn	W 40-17	CBS	Brad Nessler	Gary Danielson	Allie LaForce
Nov. 18, 2017	ULM	Auburn	W 42-14	ESPN2	Jason Benetti	Kelly Stouffer	Kris Budden
Nov. 25, 2017	Alabama	Auburn	W 26-14	CBS	Brad Nessler	Gary Danielson	Allie LaForce
Dec. 2, 2017	Georgia [SEC]	Atlanta	L 7-28	CBS	Brad Nessler	Gary Danielson	Allie LaForce
Jan. 1, 2018	UCF [Chick-fil-A Peach]	Atlanta	L 27-34	ESPN	Dave Flemming	Brock Huard	Allison Williams
Sept. 1, 2018	Washington	Atlanta	W 21-16	ABC	Steve Levy	Brian Griese	Todd McShay
Sept. 8, 2018	Alabama State	Auburn	W 63-9	SECN	Mark Neely	Barrett Jones	Taylor Davis
Sept. 15, 2018	LSU	Auburn	L 21-22	CBS	Brad Nessler	Gary Danielson	Jamie Erdahl
Sept. 22, 2018	Arkansas	Auburn	W 34-3	SECN	Tom Hart	Jordan Rodgers	Cole Cubelic
Sept. 29, 2018	Southern Miss	Auburn	W 24-13	SECN	Dave Neal	D.J. Shockley	Dawn Davenport
Oct. 6, 2018	Mississippi State	Starkville	L 9-23	ESPN2	Mark Jones	Dusty Dvoracek	Molly McGrath
Oct. 13, 2018	Tennessee	Auburn	L 24-30	SECN	Dave Neal	D.J. Shockley	Dawn Davenport
Oct. 20, 2018	Ole Miss	Oxford	W 31-16	ESPN	Adam Amin	Rod Gilmore	Quint Kessenich
Nov. 3, 2018	Texas A&M	Auburn	W 28-24	ESPN	Bob Wischusen	Brock Huard	Allison Williams
Nov. 10, 2018	Georgia	Athens	L 10-27	ESPN	Sean McDonough	Todd Blackledge	Holly Rowe
Nov. 17, 2018	Liberty	Auburn	W 53-0	SECN	Richard Cross	Hutson Mason	Taylor Davis
Nov. 24, 2018	Alabama	Tuscaloosa	L 21-52	CBS	Brad Nessler	Gary Danielson	Jamie Erdahl
Dec. 28, 2018	Purdue [Music City]	Nashville	W 63-14	ESPN	Anish Shroff	Ahmad Brooks	Roddy Brooks

# Televised Games

## TV Record By Opponents

Alabama.....	18-24
Alabama A&M.....	1-0
Alabama State.....	1-0
Arizona.....	1-0
Arkansas.....	13-9
Arkansas State.....	3-0
Army.....	1-0
Ball State.....	1-0
Baylor.....	1-0
Boston College.....	1-0
Cincinnati.....	1-0
Clemson.....	3-4
Colorado.....	1-0
Florida.....	9-13
Florida Atlantic.....	2-0
Florida State.....	3-4
Georgia.....	18-20-1
Georgia Southern.....	1-0
Georgia Tech.....	1-3
Houston.....	0-1
Idaho.....	1-0
Indiana.....	1-0
Jacksonville State.....	1-0
Kansas State.....	2-0
Kentucky.....	5-1
Liberty.....	1-0
LSU.....	12-16
Louisiana-Monroe/ULM.....	4-0
Louisiana Tech.....	2-0
Louisville.....	1-0
Memphis.....	1-0
Mercer.....	1-0
Miami (Fla.).....	0-1
Michigan.....	1-1
Mississippi State.....	15-9
Missouri.....	2-1
Nebraska.....	1-1
New Mexico State.....	1-0
North Carolina.....	0-1
Northwestern.....	1-0
Ohio State.....	1-0
Oklahoma.....	0-2
Ole Miss.....	22-5
Oregon.....	1-0
Penn State.....	1-1
Purdue.....	1-0
Samford.....	1-0
San Jose' State.....	2-0
South Carolina.....	8-0
South Florida.....	0-1
Southern California.....	1-2
Southern Miss.....	2-1
SW Louisiana.....	1-0
Syracuse.....	1-1-1
Tennessee.....	14-8-2
Texas.....	3-2
Texas A&M.....	4-4
UCF.....	0-1
Utah State.....	1-0
Vanderbilt.....	6-3
Virginia.....	2-1
Virginia Tech.....	1-0
Washington.....	1-0
Washington State.....	2-0
West Virginia.....	1-1
Wisconsin.....	1-2
Wyoming.....	1-0

## Breakdown of Auburn's Television Appearances

<b>Total Television Games (363).....</b>	<b>213-146-4</b>
National Cable (175).....	113-59-3
National Network (118).....	57-59-1
Regional (71).....	44-27
Home (165).....	114-49-2
Away (126).....	63-62-1
Neutral Site (72).....	36-35-1
ABC (57).....	23-33-1
CBS (71).....	35-36
CSS (1).....	1-0
ESPN (105).....	60-43-2
ESPN2 (25).....	18-7
ESPN3D (5).....	4-1
ESPNU (8).....	6-2
FOX (1).....	1-0
Fox Sports South (7).....	7-0
Hughes (1).....	0-1
KATZ (2).....	1-1
NBC (5).....	3-2
Raycom* (31).....	21-10
SEC Network (27).....	22-5
TBS (12).....	9-2-1

\* Previously JP Sports and Lincoln Financial

## Pay-Per-View Games (2000-13)

2000	Northern Illinois.....	W
2000	Vanderbilt.....	W
2000	Louisiana Tech.....	W
2000	Arkansas.....	W
2001	Louisiana Tech.....	W
2002	Western Carolina.....	W
2002	Louisiana Monroe.....	W
2003	Western Kentucky.....	W
2004	Louisiana-Monroe.....	W
2004	Louisiana Tech.....	W
2005	Louisiana Tech.....	W
2005	Ball State.....	W
2006	Arkansas State.....	W
2007	New Mexico State.....	W
2007	Ole Miss.....	W
2008	Louisiana-Monroe.....	W
2008	Arkansas.....	L
2009	Furman.....	W
2010	Chattanooga.....	W
2011	Samford.....	W
2012	Alabama A&M.....	W
2013	Western Carolina.....	W

## ESPN GameDay Appearances

### GameDay at Auburn (6-3)

Date	Result	Opponent
Nov. 18, 1995	W, 31-27	Alabama
Oct. 18, 1997	L, 10-24	Florida
Nov. 13, 2004	W, 24-6	Georgia
Oct. 14, 2006	W, 27-17	Florida
Sept. 20, 2008	L, 16-21	LSU
Sept. 18, 2010	W, 27-24 (OT)	Clemson
Nov. 26, 2011	L, 14-42	Alabama
Nov. 30, 2013	W, 34-28	Alabama
Nov. 25, 2017	W, 26-14	Alabama

### On-site Appearances (9-9)

Date	Result	Opponent	Location
Nov. 19, 1994	L, 14-21	Alabama	Birmingham, AL
Nov. 18, 1995	W, 31-27	Alabama	Auburn
Nov. 23, 1996	L, 23-24	Alabama	Birmingham, AL
Oct. 18, 1997	L, 10-24	Florida	Auburn
Oct. 2, 2004	W, 34-10	Tennessee	Knoxville, TN
Nov. 13, 2004	W, 24-6	Georgia	Auburn
Dec. 4, 2004	W, 38-28	Tennessee [SEC Champ]	Atlanta, GA
Oct. 14, 2006	W, 27-17	Florida	Auburn
Sept. 20, 2008	L, 16-21	LSU	Auburn
Oct. 4, 2008	L, 13-14	Vanderbilt	Nashville, TN
Sept. 18, 2010	W, 27-24 (OT)	Clemson	Auburn
Jan. 10, 2011	W, 22-19	Oregon [BCS Champ]	Glendale, AZ
Nov. 26, 2011	L, 14-42	Alabama	Auburn
Nov. 30, 2013	W, 34-28	Alabama	Auburn
Jan. 6, 2014	L, 31-34	Florida State [BCS Champ]	Pasadena, CA
Oct. 11, 2014	L, 23-38	Mississippi State	Starkville, MS
Nov. 29, 2014	L, 44-55	Alabama	Tuscaloosa, AL
Nov. 25, 2017	W, 26-14	Alabama	Auburn



# Auburn Streaks

## Auburn's Longest Winning Streaks

W	TIME PERIOD	ENDED
1.	20...9/2/1993-11/5/1994	Georgia (T, 23-23, 11/12/1994)
2.	17...1/1/2010-9/10/2011	at Clemson (L, 24-38, 9/17/2011)
17...	11/10/1956-10/11/1958	at Georgia Tech (T, 7-7, 10/18/1958)
4.	15...11/22/2003-1/3/2005	Georgia Tech (L, 14-23, 9/3/2005)
15...	10/4/1913-11/14/1914	Georgia [at Atlanta, Ga.] (T, 0-0, 11/21/1914)
6.	11...11/28/1970-11/13/1971	Alabama [at Birmingham] (L, 7-31, 11/27/1971)
7.	10...9/24/1983-1/1/1984	Miami [at E. Rutherford, NJ] (L, 18-20, 8/28/1984)
10...	11/26/1931-11/19/1932	South Carolina [at B'ham] (T, 20-20, 12/3/1932)
9.	9...10/23/1954-10/1/1955	Kentucky [at Birmingham] (T, 14-14, 10/8/1955)
9...	11/1/1919-10/23/1920	Georgia [at Columbus, Ga.] (L, 0-7, 10/30/1920)
9...	10/5/2013-12/7/2013	Florida State [BCS@Pasadena, Cal] (L 31-34 2/6/2014)

## Auburn's Longest Unbeaten Streaks

G	TIME PERIOD	ENDED
1.	24...11/10/1956-11/29/1958	at Tennessee (L, 0-3, 9/26/1959)
2.	23...10/4/1913-11/6/1915	Vanderbilt [at Birmingham] (L, 0-17, 11/13/1913)
3.	21...9/2/1993-11/12/1994	Alabama [at Birmingham] (L, 14-21, 11/19/1994)
4.	17...1/1/2010-9/10/2011	at Clemson (L, 24-38, 9/17/2011)
5.	15...11/22/2003-1/3/2005	Georgia Tech (L, 14-23, 9/3/2005)
6.	13...11/26/1931-9/29/1933	at Georgia Tech (L, 6-16, 10/14/1933)
7.	12...10/28/1989-10/27/1990	at Florida (L, 7-48, 11/3/1990)
8.	11...11/28/1970-11/13/1971	Alabama [at Birmingham] (L, 7-31, 11/27/1971)
11...	10/23/1954-10/15/1955	at Tulane (L, 13-27, 10/29/1955)
10...	11/29/1986-10/31/1987	Florida State (L, 6-34, 11/7/1987)
10...	9/24/1983-1/1/1984	Miami [at E. Rutherford, NJ] (L, 18-20, 8/28/1984)

## Auburn's Longest Losing Streaks

L	TIME PERIOD	ENDED
1.	10...9/22/1950-12/2/1950	Vanderbilt (W, 24-14, 9/29/1951)
2.	9...10/9/1948-9/23/1949	Florida [at Mobile, Ala.] (T, 14-14, 10/8/1949)
3.	8...11/6/1926-10/22/1927	at Samford (T, 9-9, 10/29/1927)
4.	6...11/10/1951-10/4/1952	Wofford (W, 54-7, 10/11/1952)
6...	10/18/1947-11/22/1947	USM [at Montgomery, Ala.] (W, 20-14, 9/24/1948)
6...	10/19/1946-11/23/1946	at Florida (W, 47-12, 11/30/1946)
6...	11/12/1927-10/20/1928	Samford (W, 25-6, 10/27/1928)
8.	5...9/25/1999-11/5/1999	Central Florida (W, 28-10, 11/6/1999)
5...	10/18/1952-11/15/1952	Clemson (W, 3-0, 11/22/1952)
5...	10/6/1934-11/3/1934	at Georgia Tech (W, 18-6, 11/10/1934)
5...	11/2/1929-9/26/1930	Spring Hill (W, 13-0, 10/4/1930)
5...	10/26/1906-11/29/1906	Samford (W, 23-0, 10/5/1907)
5...	9/22/2012-10/27/2012	New Mexico State (W, 42-7, 11/3/2012)

## Auburn's Longest Winless Streaks

G	TIME PERIOD	ENDED
1.	16...11/6/1926-10/20/1928	Samford (W, 25-6, 10/27/1928)
2.	14...10/2/1948-10/29/1949	Mississippi State (W, 25-6, 11/5/1949)
3.	10...9/22/1950-12/2/1950	Vanderbilt (W, 24-14, 9/29/1951)
4.	6...11/1/1975-9/18/1976	Tennessee [at Birmingham] (W, 38-28, 9/25/1976)
6...	11/10/1951-10/4/1952	Wofford (W, 54-7, 10/11/1952)
6...	10/18/1947-11/22/1947	USM [at Montgomery, Ala.] (W, 20-14, 9/24/1948)
6...	10/19/1946-11/23/1946	at Florida (W, 47-12, 11/30/1946)
8.	5...	eight times

## Auburn's Longest Streaks Without Being Shut Out

G	TIME PERIOD (Record)	G	TIME PERIOD (Record)
1.	149 10/4/1980-11/14/1992 (101-44-4)	7.	44 10/9/1999-1/1/2003 (27-17)
2.	<b>80 8/31/2013-present (53-27)</b>	8.	38 9/25/1953-10/27/1956 (26-10-2)
3.	74 9/6/2003-11-15/2008 (55-19)	9.	36 11/27/1976-9/20/1980 (22-13-1)
4.	58 12/2/1967-9/22/1973 (45-13)	10.	24 11/10/1956-11/29/1958 (23-0-1)
5.	54 9/2/1993-10/25/1997 (43-10-1)	11.	23 12/19/1973-11/15/1975 (14-8-1)
6.	49 9/5/2009-11/10/2012 (32-17)	23	11/14/1931-12/2/1933 (16-6-1)
		23	10/5/1912-11/14/1914 (21-1-1)

## Auburn's Longest Home Winning Streaks

W	TIME PERIOD	ENDED
1.	30...11/22/1952-11/19/1960	Kentucky (L, 12-14, 10/7/1961)
2.	19...9/27/1919-10/2/1926	Stetson (L, 0-6, 9/24/1927)
3.	18...10/9/1909-10/19/1918	Camp Griffin (L, 0-26, 10/26/1918)
4.	16...9/10/1988-9/8/1990	Tennessee (T, 26-26, 9/29/1990)
5.	14...11/17/2012-10/25/2014	Texas A&M (L, 38-41, 11/8/2014)
14...	10/1/1983-10/26/1985	Florida (L, 10-14, 11/2/1985)
7.	13...9/2/1993-11/5/1994	Georgia (T, 23-23, 11/12/1994)
13...	9/24/2016-9/8/2018	LSU (L, 21-22, 9/15/2018)
8.	12...8/31/2000-10/20/2001	Alabama (L, 7-31, 11/17/2001)
12...	9/18/1971-10/6/1973	LSU (L, 6-20, 10/13/1973)
11.	11...11/9/1940-10/4/1947	Louisiana Tech (T, 13-13, 10/2/1948)
12.	10...10/27/1928-11/21/1936	Florida (T, 7-7, 11/20/1939)
13.	9...9/10/2005-9/23/2006	Arkansas (L, 10-27, 10/7/2005)
9...	11/22/2003-11/13/2004	Georgia Tech (L, 9/3/2005)
9...	10/5/1963-11/14/1964	Baylor (L, 8-14, 9/18/1965)

## Auburn's Longest Home Unbeaten Streaks

G	TIME PERIOD	ENDED
1.	30...11/22/1952-11/19/1960	Kentucky (L, 12-14, 10/7/1961)
2.	24...10/27/1928-11/5/1949	SE Louisiana (L, 0-6, 10/7/1950)
3.	20...9/10/1988-10/20/1990	Southern Miss (L, 12-14, 11/10/1990)
4.	19...9/27/1919-10/2/1926	Stetson (L, 0-6, 9/24/1927)
5.	18...10/9/1909-10/19/1918	Camp Griffin (L, 0-26, 10/26/1918)
6.	17...9/2/1993-10/7/1995	Florida (L, 38-49, 10/14/1995)
7.	14...11/17/2012-10/25/2014	Texas A&M (L, 38-41, 11/8/2014)
14...	10/1/1983-10/26/1985	Florida (L, 10-14, 11/2/1985)
9.	13...9/24/2016-9/8/2018	LSU (L, 22-21, 9/15/2018)
10.	12...8/31/2000-10/20/2001	Alabama (L, 7-31, 11/17/2001)
12...	9/18/1971-10/6/1973	LSU (L, 6-20, 10/13/1973)
12.	10...11/24/1962-11/14/1964	Baylor (L, 8-14, 9/18/1965)
13.	9...9/10/2005-9/23/2006	Arkansas (L, 10-27, 10/7/2005)
9...	11/22/2003-11/13/2004	Georgia Tech (L, 9/3/2005)
9...	10/28/1978-9/20/1980	Tennessee (L, 0-42, 9/27/1980)

## Auburn's Longest Home Losing Streaks

L	TIME PERIOD	ENDED
1.	3...11/28/2015-9/17/2016	LSU (W, 18-13, 9/24/2016)
3...	9/22/2012-10/27/2012	New Mexico St. (W, 42-7, 11/3/2012)
3...	9/25/1999-10/16/1999	Central Florida (W, 28-10, 11/6/1999)
3...	9/3/1998-10/2/1998	La. Tech (W, 32-17, 10/24/1998)
3...	10/5/1991-11/2/1991	SW Louisiana (W, 50-7, 11/9/1991)
3...	11/5/1977-10/21/1978	Wake Forest (W, 21-7, 10/28/1978)
3...	9/13/1975-11/1/1975	Miss. State (T, 21-21, 11/18/1975)
3...	10/7/1950-11/25/1950	Vanderbilt (W, 24-14, 9/29/1951)
3...	9/24/1927-10/6/1928	Samford (W, 25-6, 10/27/1928)
9.	2...9/8/2007-9/15/2007	New Mexico St. (W, 55-20, 9/22/2007)
2...	11/16/2002-8/30/2003	Western Kentucky (W, 48-3, 9/27/2003)
2...	10/18/1997-11/1/1997	Alabama (W, 18-17, 11/22/1997)
2...	9/18/1976-10/16/1976	Florida State (W, 31-19, 10/23/1976)
2...	10/24/1970-11/14/1970	UT-Chattanooga (W, 60-7, 9/18/1971)
2...	10/26/1901-11/15/1902	Montgomery A.C. (W, 26-0, 10/3/1903)
2...	10/31/2015-11/14/2015	Idaho (W, 56-34, 11/21/2015)

Note: Jordan-Hare Stadium opened in 1939



# All-Time Lettermen

## A

William Abraham.....	HB	Jeannette, PA.....	1945
Anthony Abrams.....	DE	Atlanta, GA.....	1991
Arnold Abreu.....	OT	Miami, FL.....	1974-75-76
Darvin Adams.....	WR	Kennesaw, GA.....	2008-09-10
Devin Adams.....	QB	Mobile.....	2017
Harry Adams.....	WR	Ft. Lauderdale, FL.....	2008
Johnny Adams.....	HB	Bessemer.....	1953-54-55
Montravious Adams.....	DT	Vienna, GA.....	2013-14-15-16
Thurston Adams.....	QB	Pine Apple.....	1925-26-27-28
Will Adams.....	OL	Tyrone, GA.....	2013-14-15
Brian Adcock.....	C	Tampa, FL.....	1995-96
John Adcock.....	T	Birmingham.....	1947-48-49
Johnny Adcock.....	B	Tampa, FL.....	1965
Tommie Agee.....	FB	Maplesville.....	1983-84-85-86
Lamel Ages.....	CB	Columbus, GA.....	2001-02-03
L.L. Aldridge.....			1925
Mackeno Alexander.....	DB	Immokalee, FL.....	2013
Mike Alford.....	C	Niceville, FL.....	1962-63-64
Percy Alford.....	HB	Birmingham.....	1950-52
Ed Allen.....	HB	Selma.....	1922-26
Jacob Allen.....	H	Bridgeport, TX.....	1999-00-01
Ricky Allen.....	DT	Friendswood, TX.....	1977-78
John Alley, Jr.....		Montgomery.....	1946
H.A. Allison.....	HB	Sumter.....	2002-03-04
Ken Alvis.....	S	Demopolis.....	1994
Tony Amason.....	H	Dunwoody, GA.....	1991
Dominko Anderson.....	S	Warner Robins, GA.....	1987-88-89
Don Anderson.....	S	Stone Mountain, GA.....	1982-83
Maurice Anderson.....	WR	Semmes.....	2004
Toby Anderson.....	LB	Eufaula.....	1994-95
Willie Anderson.....	OT	Whistler.....	1993-94-95
Willis Anderson.....	HB	Samford, FL.....	1947
H.C. Andress.....	G	Beatrice.....	1926-27
Joe Andrews.....	B	Montgomery.....	1929
Will Andrews.....	LB	Clinton, LA.....	1996
William Andrews.....	FB	Thomasville, GA.....	1976-77-78
Benny Anthony.....	TE	Bainbridge, GA.....	1980
Lester Antley.....	C	Ebloroe, SC.....	1935-36-37
Nick Ardillo.....	RG	Birmingham.....	1940-41
David Ariail.....	E	Birmingham.....	1931-32-33
Devin Aromashodu.....	WR	Miami, FL.....	2002-03-04-05
Danny Arnold.....	DB	Birmingham.....	1974-76-77
Ted Arnold.....			1911-12-13-14
Pat Arrington.....	OT	Rome, GA.....	1981-82-83
Robert Arthur.....	T	Birmingham.....	1930
Cameron Artis-Payne.....	RB	Harrisburg, PA.....	2013-14
Calvin Ashley.....	OL	Orlando, FL.....	2018
Malcolm Askew.....	DB	McCalla.....	2018
Mark Aston.....	OT	Columbus, GA.....	1984
Ace Atkins.....	DE	Atlanta, GA.....	1992-93
Brian Atkins.....	WR	Birmingham.....	1979-80
George Atkins.....	G	Birmingham.....	1952-53-54
Ryan Atkins.....	PK	Lexington, KY.....	1997-98
William Atkins.....	FB	Millport.....	1956-57
Montavious Atkinson.....	DB	Fairburn, GA.....	2015-16-17-18
Ronaldo Attimy.....	DB	Spring Valley, NY.....	2000-01
Dowe Aughtman.....	NG	Brewton.....	1979-81-82-83
Billy Austin.....	C	Columbus, GA.....	1956-57
Scott Austin.....	DT	Birmingham.....	1986-87
Marcus Autry.....	OG	Pontotoc, MS.....	1998
Max Autrey.....	T	Greenville.....	1944-47-48-49
Pat Autrey.....	TE	Ft. Deposit.....	1988-89
Rhett Autrey.....	OL	Jay, FL.....	2003-04
Bucky Ayers.....	HB	Cedartown, GA.....	1965-66-67

## B

Torris Babbs.....	TR	Talladega.....	1992
Will Bacon.....	Mgr	Enterprise.....	1986-87-88-89
Milton Bagby.....	C	Birmingham.....	1936
Bill Baggett.....	FB	Empire.....	1960
Jay Bailey.....	Mgr	Pensacola, FL.....	1984-85-86-87
Karsten Bailey.....	WR	Newnan, GA.....	1995-96-97-98
Lance Bailey.....	Tnr	Birmingham.....	1982-83-84-85
Paul Bailey.....	Tnr	Trussville.....	1986-87-88
Thomas Bailey.....	WR	Enterprise.....	1991-92-93-94
Ed Baker.....	C	Mobile.....	1951-52-53
Robert Baker.....	WR	Gainesville, FL.....	1995-96
Rusty Baker.....	Tnr	Anniston.....	1986-87
Tim Baker.....	OG	Decatur.....	1955-56-57
Derrick Balkcom.....	OT	ChIPLEY, FL.....	1995
Octavious Balkcom.....	DE	Blakely, GA.....	2005-06
Billy Ball.....	HB	Norton, VA.....	1944-45-47
Steve Ballard.....	Mgr	Sulligent.....	1979-80-81-82
Jeremy Banks.....	DL	Pahokee, FL.....	1997-98
Thomas S. Banks.....	G	Birmingham.....	1948-49
Tom Banks.....	C	Birmingham.....	1968-69
Peyton Barber.....	RB	Alpharetta, GA.....	2014-15
Harold Barker.....	G	Turtle Creek, WV.....	1944
Breece Barley.....	T	Florence.....	1950
Corey Barlow.....	CB	Atlanta, GA.....	1988-89-90-91
Reggie Barlow.....	DE	Albany, GA.....	1988-90-91
Paul Barnes.....	Mgr	Enterprise.....	1989-90
Devan Barrett.....	RB/DB	Tampa, FL.....	2017-18
Gabe Barrett.....	DB	Alexander City.....	2009
Norman Barrington.....	E	Birmingham.....	1940-44
Charles Barnwell.....	FB	Samford, FL.....	1891-92
Billy D. Barton.....	E	Birmingham.....	1941-42
Coker Barton.....	C	Birmingham.....	1947-48-49
Weems Baskin.....	T	Carrollton, GA.....	1926
Daren Bates.....	DB	Memphis, TN.....	2009-10-11-12
S.R. Batson.....	G	Birmingham.....	1905-06-07-08
Gage Batten.....	FB	Palm Beach Gardens, FL.....	2013
Lewis Battle.....	WR	Roanoke.....	1993
Ed "Foots" Bauer.....	OG	Montgomery.....	1949-50-51
Joe W. Baughn.....	T	Huntsville.....	1960-61-62
Clyde Baumgartner.....	QB	Birmingham.....	1974-75-76
Fred Baxter.....	TE	Brundidge.....	1990-91-92
Randy Bayles.....	SE	Monroeville.....	1983
Ronnie Baynes.....	DE	Talladega.....	1962-63-64
Robert Beard.....	HB	Auburn.....	1964-65-66
Paul Bearden.....	G	Gadsden.....	1945
Dave Beasley.....	LB	Brentwood, TN.....	1996-97-98-99
Fred Beasley.....	RB	Montgomery.....	1994-95-96-97
Jerry Beasley.....	CB	Montgomery.....	1977-78-79-80
Terry Beasley.....	WR	Montgomery.....	1969-70-71
Victor Beasley.....	SS	Adairsville, GA.....	1982-83-84
Clayton Beauford.....	SE	Palatka, FL.....	1981-82-83-84
J.J. Beaver.....	G	Oakman.....	1910
Dave Beck.....	SB	Huntsville.....	1970-71-72
Gary Beck.....	RB	Mobile.....	1975
Doug Bell.....	DB	Brewton.....	1991-92
Tony Bell.....	S	Alabaster.....	2004
T'Sharvan Bell.....	DB	Kissimmee, FL.....	2009-10-11-12
Wilson Bell.....	OL	Mobile.....	2017
Rodney Bellamy.....	DT	Phenix City.....	1975-76-77-78
Ronny Bellew.....	LB	Atalla.....	1980-81-82
Cole Bennett.....	TE	Dalton, GA.....	2003-04-05-06-07
Edwin Bennett.....		Montgomery.....	1918
Danny Bentley.....	LB	Oneonta.....	1969
DeAngelo Benton.....	WR	Bastrop, LA.....	2009-10-11
Duncan Benton.....		Birmingham.....	1948-49
Phillip Benton.....	Mgr	Birmingham.....	1934
Ken Bernich.....	LB	Gretna, LA.....	1972-73-74
Mike Berry.....	OL	Antioch, TN.....	2007-08-09-10
Pete Berryman.....	TE	Birmingham.....	2016-17
David Beverly.....	P	Sweetwater.....	1970-71-72
Hugh Bickerstaff.....	T	Russell County.....	1894
Paul Bidez.....	FB	Auburn.....	1912-13-14-15
Montez Billings.....	WR	Pelham.....	2006-07-08
Eltin Billingslea.....	LB	Fairfax.....	1987-88-89

Rob Bironas.....	PK	Goshen, KY.....	1998
Bob Bishop.....	Tnr		1976-77-78
Luvell Bivins.....	DB	Alabaster.....	1985
Jack Bjork.....	WR	Dallas, TX.....	2016
Vernon Blackard.....	DT	Gainesville, TX.....	1979-80-81-82
Don Blackerby.....	FB	Bessemer.....	1950
Scott Blackmon.....	DB	Eufaula.....	1969-70
Tray Blackmon.....	LB	LaGrange, GA.....	2006-07-08
Angelo Blackson.....	DT	Bear, DE.....	2011-12-13-14
Gill W. Blackshear.....	E	Dothan.....	1917
Eddie Blake.....	OG	Fayetteville, TN.....	1990-91
Emory Blake.....	WR	Austin, TX.....	2009-10-11-12
Robert F. Blake.....	HB	Birmingham.....	1934-36
Larry Blakenev.....	QB	Gordo.....	1966-67-69
Mike Blanc.....	DL	Pompano Beach, FL.....	2007-08-09-10
Alec Blankenship.....	Tnr	Talladega.....	1984-85-86-87
Dave Blanks.....	PK	Decatur, GA.....	1980-81-82
Kody Bliss.....	P	Brentwood, TN.....	2003-04-05-06
Forrest Blue.....	C	Tampa, FL.....	1965-66-67
Michael Bodner.....	T	McKeesport, PA.....	1965
Frank Bogue.....	QB	Mobile.....	1925
Alan Bohlert.....	T	W. Islap, NY.....	1963-64
Todd Boland.....	C	New Brocton.....	1991-92-93
Alan Bollinger.....	P	Montgomery.....	1980-81
Scott Bolton.....	WR	Theodore.....	1984-85-86-87
Dee Bonderant.....	Mgr	Flomaton.....	1990-91
Jim Bonds.....	Mgr	Griffin, GA.....	1984-85-86
Jim Bone.....	LB	Columbus, GA.....	1982-83-84
Gordy Bonner.....	Mgr	Americus, GA.....	1983-84-85-86
Jimmy Bonner.....	FB	Atlanta, GA.....	1961
M.L. Bonner.....	B	Lineville.....	1917
T.H. Bonner.....	T	Auburn.....	1918-19-20
Joel Bonomolo.....	DE	Metairie, LA.....	2011
Calvin Booker.....	QB	Atlanta, GA.....	2005
Dante Booker.....	DT	Akron, OH.....	2001-02
Jason Bosley.....	OL	Huntsville.....	2005-06-07-08
James Bostic.....	FB	Ft. Lauderdale, FL.....	1991-92-93
Markell Boston.....	DB	Newnan, GA.....	2015-16
Jorell Bostrom.....	OL	Nampa, ID.....	2009-10
James Bouchillon.....	E	Cedar Bluff.....	1965-66-67
Taylor Bourgeois.....	OT	Brentwood, TN.....	2002
Brad Bourne.....	TE	Columbia, MS.....	1997-98
Alex Bowden.....	QB	Brundidge.....	1965
Billy Bowles.....	B	Tallasse.....	1944
William Bowles.....	HB	Tallasse.....	1944
Vince Bowlin.....	DT	Grand Bay.....	1968-69
M.L. Brackett.....	T	Gadsden.....	1953-54-55
Scott Brackett.....	Tnr	Gadsden.....	1988-89-90
Ben Bradley.....	DT	Norcross, GA.....	2013-14
Bob Bradley.....	FB	Ft. Lauderdale, FL.....	1976-77
Bo Bragg.....	WR	Rome, GA.....	1976
Nick Brahm.....	OL	Navarre, FL.....	2018
Albert Brame.....	G	Montgomery.....	1952-53-54
Butch Branch.....	C	Gainesville, FL.....	1968
Robert Branton.....	Mgr	Montgomery.....	1988
Bill Braswell.....	T	Birmingham.....	1964-65-66
Don Braswell.....	OG	Albany, GA.....	1957-58
Donald Brause.....	T	New Britain, CT.....	1946
Jayson Bray.....	DB	LaGrange, GA.....	1995-96-97-98
Quan Bray.....	WR	LaGrange, GA.....	2011-12-13-14
Terry Brennan.....	WR	Homestead, FL.....	1966-67-68
Alvin Bresler.....	WB	Birmingham.....	1969-70
Ralph G. Brice.....	C	Charlotte, NC.....	1923-24
Alvin Briggs.....	CB	Greenville.....	1983-84-86-87
Robert Briggs.....	HB	Leonia, NJ.....	1949
Brian Brinsfield.....	DS	Fairhope.....	1991-92-93-94
Dwight Brisendine.....	QB	Ft. Payne.....	1968
Don Bristow.....	DT	Walter.....	1969-70-71
Jarrod Britt.....	OG	Powder Springs, GA.....	2003
K.J. Britt.....	LB	Oxford.....	2017-18
Eric Brock.....	S	Alexander City.....	2004-05-06-07
Chandler Brooks.....	K	Huntsville.....	2011
James Brooks.....	RB	Warner Robins, GA.....	1977-78-79-80
Jim Brooks.....	G	Altoona.....	1949
Kelly Brooks.....	FB	Tenille, GA.....	1989-90-91-92
Ryan Broome.....	OT	Marietta, GA.....	2001-02

# All-Time Lettermen

Lott Broune.....Mgr	1969-70
John Broussard Jr.....DB	Phenix City.....2016-17
Chris Browder.....DE	Camden.....2004-05-06
Allan Brown.....S	Mobile.....1996
Anthony Brown.....OT	Montgomery.....1988-89
Bob Brown.....DE	Savannah, GA.....1969-70-71
Derrick Brown.....DL	Sugar Hill, GA.....2016-17-18
J.V. Brown.....G	Georgia.....1892-93-94
L.Cleve Brown.....C	Montgomery.....1934-35
Mark Brown.....LB	Germantown, TN.....1999-00-01-02
Neil Brown.....DL	Buford, GA.....2004
R.C. Brown.....HB	Ensley.....1920
Ronnie Brown.....TB	Cartersville, GA.....2001-02-03-04
Sam Brown.....WR	.....2011
Steve Brown.....LB	Bellevue, NE.....1987-88-89
Teapot Brown.....FB	Dothan.....1988-89-90-91
Tom F. Brown.....FB	Montgomery.....1930-31-32
Tucker Brown.....OL	Trussville.....2016-17-18
Aundray Bruce.....LB	Montgomery.....1984-85-86-87
Billy Bruce.....TE	Cartersville, GA.....1974
Guy Bruce.....C	Bessemer.....1950-51-52
Jimmy Brumbaugh.....NT	Keystone Hts., FL.....1995-96-97-99
James Bryan.....FB	Techachi, CA.....1993
Tom Bryan.....FB	Hartford.....1964-65-66
Big Kat Bryant.....DE	Cordele, GA.....2017-18
Philip Bryant.....Mgr	.....1973-74-75
Chester Bulger.....G	Rumford, ME.....1938-39-40
E.W. Bullard.....HB	Calhoun County.....1897-98
John Bullock.....FB	Montgomery.....1918-19-20
Bill Burkett.....QB	Birmingham.....1955
Jeff Burchfield.....Tnr	Oak Grove.....1985-86-87-88
Ron Burchfield.....DS	Birmingham.....1989-90
Oscar W. Burford.....E	Columbus, GA.....1936-37-38
Jeff Burger.....QB	Cedartown, GA.....1984-85-86-87
Bill Burgess.....FB	Birmingham.....1962
Blake Burgess.....C	Vestavia Hills.....2010-11-12
Michael Burks.....TB	Kenner, LA.....1998
Jackie Burkett.....C	Ft. Walton Beach, FL.....1957-58-59
Ken Burks.....FB	Birmingham.....1973-74-75
Kevin Burnam.....LB	Montezuma, GA.....2004
Bob Burns.....FB	Lineville.....1951-52
G.O. Burns.....E	Florence.....1916
Herman W. Burns.....G	Greensboro.....1964-65-66
Howard Burns.....C	Birmingham.....1939
James Burns.....G	Greensboro.....1945-48
Kodi Burns.....QB/WR	Fort Smith, AR.....2007-08-09-10
W. Merritt Burns.....E	Selma.....1926-27
Robert V. Burns.....FB	Birmingham.....1938
Wayne Burns.....OG	Greensboro.....1938
Mike Burrow.....OT	Birmingham.....1976-77-78
Jimmy Burson.....HB	LaGrange, GA.....1960-61-62
Myron Burton.....DE	Columbus, GA.....1993
Joe B. Burt.....G	Irondale.....1928-29-30
J.D. Bush.....G	Mobile.....1929-30-31
T.G. Bush.....QB	Calhoun County.....1898
Bob Butler.....OT	Atlanta, GA.....1977
Chris Butler.....TB	Hoover.....2001-02
Ed Butler.....TE	Atlanta, GA.....1972-73-74-75
Rufus W. Butler.....G	Opelika.....1898-1899-04
Bruce Bylsma.....DE	Montgomery.....1969-70-71
Wayne Bylsma.....LB	Opelika.....1988-89-90
Josh Bynes.....LB	Lauderdale Lakes, FL.....2007-08-09-10
Dustin Byrd.....WR	Enterprise.....1998
Rusty Byrd.....SE	Bay Minette.....1976-77-78-79
L.E. Byrum.....T	North Carolina.....1896
Wes Byrum.....K	Ft. Lauderdale, FL.....2007-08-09-10

<b>C</b>	
Jack Cahoon.....G	Gadsden.....1944-45
Hamlin Caldwell.....OT	Scottsboro.....1972-73-74
Dennis Calhoun.....C	Columbus, GA.....1951-52
Mark Callahan.....OG	Fairhope.....1977-79
Porter Callahan.....FB	Cullman.....1927-28-29
James Callaway, Jr.....FB	Birmingham.....1939
James Callier.....LB	Miami, FL.....1998-99-00-01

Mitre Cameau.....Tnr	.....1989-90
Knox Camp.....E	Talladega.....2003
Marcus Camp.....LB	Lithonia, GA.....1995-96
N.G. Camp.....E	Senick, GA.....1921
B.G. Campbell.....E	Pensacola, FL.....1924
Brock Campbell.....DB	Birmingham.....2017
Collis Campbell.....TB	Florence.....1983-84-86
David Campbell.....DT	Sumiton.....1967-68-69
Jason Campbell.....QB	Taylorville, MS.....2001-02-03-04
Joe Campbell.....QB	Pascagoula, MS.....1964-65-66
Mike Campbell.....DT	Tampa, FL.....1989-90
Randy Campbell.....QB	Hartselle.....1981-82-83
Robert Campbell.....C	Whitfield.....1914-15
William N. Campbell.....QB	Jacksonville, FL.....1965-66
Wirth Campbell.....WR	Nashville, TN.....2014
Sal Cannella.....TE/WR	Schaumburg, IL.....2017-18
Larry Cannon.....OT	Clinton, TN.....1980
Robert Cannon.....T	Gadsden.....1945-46-47-48
Sandy Cannon.....WR	Dothan.....1971-72
G.W. Cantrell.....HB	Lanett.....1937-39
A.G. Canzoneri.....E	Bessemer.....1942-43
Sean Carder.....WR	Marietta, GA.....1993
Anders Carlson.....K	Colorado Sprgs, CO.....2018
Daniel Carlson.....K/P	Colorado Sprgs, CO.....2014-15-16-17
David Carmichael.....Tnr	Oak Grove.....1988-89-90
Lee Carpenter.....DB	Childersburg.....1972-73
Gregg Carr.....LB	Birmingham.....1981-82-83-84
Quindarius Carr.....WR	Huntsville.....2008-09-10-11
Ryder Carr.....OL	Southside.....2016-17
Tyler Carreker.....LB	Americus, GA.....1984-85-86
Tommy Carroll.....SE	Dunwoody, GA.....1981-82-83
Leonardo Carson.....DE	Mobile.....1996-97-98-99
Antoine Carter.....DE	Ft. Lauderdale, FL.....2007-08-09-10
Craig Carter.....DB	Milton, GA.....2018
Demontray Carter.....TB	Pensacola, FL.....1997-98
H.J. Carter.....T	Blountsville.....1926-27-28
J.E. Carter.....G	Blountsville.....1927
Jimmy Carter.....HB	Cedartown, GA.....1965-66-67
John Carter.....G	Birmingham.....1921
Kenneth Carter.....DT	Greenville.....2010-11-12-13
Loran Carter.....QB	Dalton, GA.....1966-67-68
Tim Carter.....WR	St. Petersburg, FL.....1998-99-00-01
Tyler Carter.....DL	Decatur.....2016-17
Duncan Caseberry.....WR	Gadsden.....1990-91
Herbert Casey.....WR	Foley.....1989-90-91
Jay Casey.....OG	Bessemer.....1970-71-72
Larry Casher.....CB	Prichard.....1997-98-99-00
Coley Cassidy.....QB	Statesboro, GA.....1960
Eugene Castellow.....C	Columbus.....1944
Jep Castleberry.....DB	Forsyth, GA.....1978
Tim Castro.....OT	Wetumpka.....1998-99-00
E.L. Caton.....FB	River Falls.....1909-10-11
Noah Caton.....C	River Falls.....1920-21
Jeff Catullo.....OT	Marlton, NJ.....1989-90-91
Neil Caudle.....QB	Hoover.....2008-09-10
Nat Caesar.....DB	Valdosta, GA.....1982-83-84
Ray Chadwick.....G	Valley Head.....1966-67
Johnnie Chalkley.....RT	Americus, GA.....1940-41
Andrew Chambers.....PK	Media, PA.....1998
Cedric Chambers.....RB	Valley.....2016-18
Roderick Chambers.....LB	Eufaula.....1997-98-99-00
W.H. Chambless.....E	Montgomery.....1931-32-33
Mac Champion.....QB	Haneyville.....1957
Walter Chandler.....G	Columbus, GA.....1938-39
Howard Chappelle.....E	Birmingham.....1929
Rick Chastain.....LB	Atlanta.....1970-71
L.A. Chateau.....RT	New Orleans, LA.....1942
Lloyd Cheatham.....QB	Jasper.....1940-41
Carlo Cheattom.....S	Sheffield.....1985-86-87-88
Richard Cheek.....OT	Panama City, FL.....1967-68-69
Johnny Cheeks.....CB	Flowery Branch, GA.....1979-80-81-82
Rich Chenault.....OG	Decatur.....1976-77
Pedro Cherry.....WR	Windsor, NC.....1989-90
Chet Chessher.....FB	DeFuniak Spgs., FL.....1977-78-79
George Chessher.....TE	Niceville, FL.....1977-78-79
Joe Childress.....FB	Robertsdale.....1953-54-55

Abb Chrietzburg.....C	Auburn.....1938-39-40
Wm. D. Chrietzburg.....C	Auburn.....1931-32-33
Steve Christenberry.....DB	Bay Minette.....1983
Tim Christian.....WB	Covington, GA.....1966-67-68
Wallace Christian.....Mgr	Covington, GA.....1972-73-74
Wade Christopher.....LB	Vestavia Hills.....2009-10
Foster Christy.....TE	Huntsville.....1976-77-78-79
Chuck Clanton.....CB	Pensacola, FL.....1980-81-82
G.W. Clapp.....OG	Hanceville.....1958-59-61
Matt Clark.....K	Grayson, GA.....2005-06
Wallace Clark.....FB	Trion, GA.....1968-69-70
Steven Clark.....P	Kansas City, MO.....2010-11-12-13
Sean Clarke.....FS	Birmingham.....1993
Berney S. Clay.....FB	Montgomery.....1911
Bill Clay.....Mgr	Auburn.....1973-74-75-76
Aubrey Clayton.....QB	Collierville, TN.....1941-42
Zach Clayton.....DL	Opelika.....2007-08-09-10
Mark Clement.....C	Phenix City.....1977-78-79
Hal Clemmer.....LB	Birmingham.....1987-88-89
Jimmy Clemmer.....S	Birmingham.....1987-88
Rob Cleveland.....Mgr	.....1992
William Clifton.....OT	Opelika.....1998-99
Chester Cline.....G	Attalla.....1948-49
James Cline.....G	LaGrange, GA.....1951
Greg Cloutier.....Tr	Gulfport, MS.....1988
Sammie Coates.....WR	Leroy.....2012-13-14
Daniel Cobb.....QB	Marietta, GA.....2000-01-02
David Cobb.....Mgr	Auburn.....1986
John Cochran.....LB	Crossville.....1963-64-65
Leon Cochran.....QB	Birmingham.....1945-46-47
Bill Cody.....LB	Orlando, FL.....1963-64-65
Nick Coe.....DL	Asheboro, NC.....2017-18
Thomas Coffey.....RB	Leighton.....1980
Homer Cogdell.....FB	Bullock County.....1908-09-10-11
Lewis Colbert.....P	Phenix City.....1982-83-84-85
Drew Cole.....DB	Picayune, MS.....2008-09-10-11
Antonio Coleman.....DE	Mobile.....2006-07-08-09
Shon Coleman.....OL	Memphis, TN.....2013-14-15
T.W. Coleman.....	Anniston.....1921
Jere Colley.....TE	Troy.....1970
Dennis Collier.....FS	Sheffield.....1980-81-82
Meiko Collier.....QB	Cordele, GA.....1998
Charles Collins.....T	Smyrna, GA.....1965-66-67
Kyle Collins.....HB	Gadsden.....1983-84-85
Michael Comeau.....Tnr	Rome, GA.....1989-90-91
Hubert Comer.....DE	Ft. Walton, FL.....1966
Pete Compton.....DS	Brentwood, TN.....2004-05-06
Jason Cook.....DB	Birmingham.....1998
Jimmy Cook.....QB	College Park, GA.....1955-56
William Cook.....	Birmingham.....1946
Jon Cooley.....QB	Sarasota, FL.....1994-95-96
Jared Cooper.....OL	Brewton.....2008-09-10-11
Markeith Cooper.....RB	Miami, FL.....1996-97-98-99
Joe Cope.....C	Andalusia.....2004-05-06
Reges Coptias.....HB	Americus, GA.....1952
Ray Corhen.....LB	Albany, GA.....1984-85
William Cornelius.....LG	Jasper.....1941-42
Mark Corr.....Mgr	Selma.....1936
Adolph Cosby.....FB	Athens.....1979-81
James Cospser.....QB	Blountsville.....1927
Vic Costellos.....RG	Birmingham.....1941-42
Blake Countess.....DB	Owings Mills, MD.....2015
Byron Cowart.....DL	Seffner, FL.....2015-16
Yann Cowart.....OG	Gallion.....1983-84-85-86
Brandon Cox.....QB	Trussville.....2004-05-06-07
Chandler Cox.....FB	Apopka, FL.....2015-16-17-18
Dameyune Craig.....QB	Prichard.....1994-95-96-97
Nate Craig-Myers.....WR	Dade City, FL.....2016-17
Kurt Crain.....LB	Birmingham.....1986-87
Chase Cramer.....FB	Orlando, FL.....2016-18
John Crane.....C	Stuart, FL.....1977
T.R. Crane.....QB	Birmingham.....1923-25
Darrel Crawford.....LB	Montrose.....1988-89-90-91
J.B. Crawford.....HB	Rockmart, GA.....1927-28-29
Mac Crawford.....FB	High Springs, FL.....1968-69
Rodney Crayton.....CB	Dadeville.....1996-98-99-00

# All-Time Lettermen

Chip Creel.....	OT	Atlanta, GA.....	1980
Homer Creel.....	QB	Haig.....	1923
Jackie Creel.....	HB	Dothan.....	1951
John Creel.....	B	Morris.....	1917-18-19-20
Theodore Cremer.....	LE	Birmingham.....	1940
Joe Cribbs.....	RB	Sulligent.....	1976-77-78-79
Francis Crimmins.....	LT	Falls Church, VA.....	1940-41
Monreko Crittenden.....	OL	Montgomery.....	2000-01-02-03
John Crolla.....	C	Chicago, IL.....	1949-50-51
Tim Cromartie.....	DT	Tallahassee, FL.....	1989-90-91-92
Kelsey Crook.....	DB	Ohathee.....	1993-94
Terrence Crowder.....	LB	Carrollton, GA.....	1995-96-97
Chas Crofoot.....	DS	Orlando, FL.....	2004-05
Clayton Crofoot.....	H	Orlando, FL.....	2008-09
Juan Crum.....	OG	Mobile.....	1991-92
S.R. Cruse.....	T	Huntsville.....	1910-11
Cole Cubelic.....	C	Birmingham.....	1997-98-99-00
John Cubelic.....	WR	Birmingham.....	2009
C.W. Culpepper.....	G	Wadley.....	1912-13-14
Kevin Cummings.....	OT	Opelika.....	1995
Bill Cunningham.....	S	Carbon Hill.....	1975-76
Jeff Cunningham.....	FB	Eastaboga.....	1980
Karekin Cunningham.....	LB	Peachtree City, GA.....	1990-91-92
R.E. Cunningham.....	T	Summerville.....	1926
Mike Currier.....	TB	Oneonta.....	1967-68-69
DeMarcus Curry.....	OT	Columbus, GA.....	1995-96-97-98
John Paul Crane.....	HB	Birmingham.....	1977

## D

Frank D-Agostino.....	T	Philadelphia, PA.....	1953-54-55
Bobby Daffin.....	OLB	Prichard.....	1994-95-96-97
John Dailey.....	DE	Birmingham.....	1982-83-84
Xavier Dampeer.....	OL	Mendenhall, MS.....	2014-15-16
Elijah Daniel.....	DE	Avon, IN.....	2013-14
Terry Daniel.....	P	Valley.....	1992-93-94
Antwain Daniels.....	OL	Forsyth, GA.....	2005-06-07
Ronney Daniels.....	WR	Lake Wales, FL.....	1999-00
Silas Daniels.....	WR	Jacksonville, FL.....	2001-02-03-04
Ernest Danjean.....	OG	New Orleans, LA.....	1953-54-55
Stacy Danley.....	TB	Winston, GA.....	1987-88-89-90
Karlos Dansby.....	LB	Birmingham.....	2001-02-03
Devonte Danzey.....	OL	Tampa, FL.....	2013-14-15
M.V. Davidson.....	QB	Montgomery.....	1929-30-31
Marlon Davidson.....	DL	Greenville.....	2016-17-18
Sean Davidson.....	WR	Athens.....	1992-93
W.M. Davidson, Jr.....	Mgr	Montgomery.....	1959-60-61
Bobby Davis.....	LB	Huntsville.....	1959-60-61
Carlton Davis.....	DB	Miami, FL.....	2015-16-17
Chris Davis.....	CB	Birmingham.....	2010-11-12-13
Clay Davis.....	K	Montgomery.....	1990
Dashaun Davis.....	LB	Prichard.....	2015-16-17-18
George Davis.....	HB	Corinth, MS.....	1949-50
Jason Davis.....	TE	Oneonta.....	1992
Javaris Davis.....	DB	Jacksonville, FL.....	2016-17-18
Joe Davis.....	K	Auburn.....	1951-52-53
John E. Davis.....	FB	Oak Grove.....	1908-09-10-11
John E. Davis, Jr.....	QB	Birmingham.....	1937-38
John Elliot Davis.....	QB	Birmingham.....	1923
Kyle Davis.....	WR	Loganville, GA.....	2016
Marcus Davis.....	WR	Delray Beach, FL.....	2013-14-15-16
Mike Davis.....	OG	Mobile.....	1964-65-66
Rhett Davis.....	SE	Auburn.....	1972-73
Robert Davis.....	RB	Scottsboro.....	1959-60-61
Ryan Davis.....	WR	St. Petersburg, FL.....	2015-16-17-18
S. Joe Davis.....	HB		
Stephen Davis.....	RB	Spartanburg, SC.....	1993-94-95
Steve Davis.....	S	Dadeville.....	1996-97
T.J. Davis.....	DB	Tallahassee, FL.....	2013-14-16
Tim Davis.....	WR	Knoxville, TN.....	1980
Tristan Davis.....	S	East Point, GA.....	2005-06-07-08
William H. Davis.....	HB	Wetumpka.....	1901
George Davison.....	WB	Marietta.....	1967
Rufus Deal.....	FB	Tuscaloosa.....	1940
Jamel Dean.....	DB	Cocoa, FL.....	2017-18
Mike Dean.....	Mgr	Fairhope.....	1990-91-92-93

Ross Dean.....	B	Auburn.....	1935
Larkin Deason.....	OG	Sprott.....	1998-00
Henry DeBardleben.....	G	Auburn.....	1892
Karibi Dede.....	S/LB	Woodbridge, VA.....	2003-04-05-06
Rusty Deen.....	DE	Thomaston, GA.....	1972-73-74
Sam Dejarnette.....	RB	Selma.....	1980
Al Del Greco.....	PK	Key Biscayne, FL.....	1980-81-82-83
Phillip Dembowski.....	DT	Miami, FL.....	1983
Jep Dennis.....	Mgr	Auburn.....	1951
Jaylon Denson.....	WR	Hoover.....	2011-12-13
John Denson.....	WR	Chambers County.....	1905
Kyle Derozan.....	DE/TE	Morganza, LA.....	2003-04
Neal Dettmering.....	DE	Fayetteville, GA.....	1968-69-70
Matt DeValk.....	TE	Daphne.....	1993
Jordan Diamond.....	OL	Chicago, IL.....	2013
Lorenzo Diamond.....	TE	Biloxi, MS.....	1999-00-01-02
Dan Dickerson.....	DT	Birmingham.....	1979-80-81
George Dickey.....	G	Cremsaw.....	1897
Wayne Dickens.....	DL	Lakeland, FL.....	2002-03-04-05
Chris Dickinson.....	P	Vestavia Hills.....	1988-89-90
Frank Dickson.....	DT	Dalton, GA.....	1970-71
Tyronne Dillard.....	TE	Riverdale, GA.....	1994-95-96-97
Jeremiah Dinson.....	DB	Miami, FL.....	2015-17-18
Reese Dismukes.....	C	Spanish Fort.....	2011-12-13-14
John Dobbs.....	FS	Jacksonville, FL.....	1986
Joe Dolan.....	QB	Cedartown, GA.....	1959-60
William F. Donahue.....	HB	Oneonta.....	1917-18
Duke Donaldson.....	WR	Cairo, GA.....	1985-86-87-88
John Dooley.....	NG	Fort Sill, OK.....	1986
Vince Dooley.....	QB	Mobile.....	1951-52-53
Tez Doolittle.....	NG	Opelika.....	2005-06-08
Mark Dorminey.....	FS	Miami, FL.....	1980-81-82
Derrick Dorn.....	TE	Daleville.....	1992-93
Charles Dorsey.....	NT	Ft. Lauderdale, FL.....	1995-96-97-98
Gary Dorsey.....	WR	Dora.....	1987-88
Rufus "Dutch" Dorsey.....	HB		1892-93
John Douglas.....	RB	Augusta, GA.....	2008-09
Andrew S. Douglass.....	C		1947
Rick Dover.....	TE	Athens, GA.....	1976-77-78
Mitch Downey.....	WB	Birmingham.....	1974
Don Downs.....	DE	Birmingham.....	1960-61-62
Robert Downs.....	Mgr	Milton, FL.....	1988
Kwesi Drake.....	DT	Marrero, LA.....	2001
Tim Drinkard.....	CB	Linden.....	1981-82
Jack Driscoll.....	OL	Madison, CT.....	2018
Lewis Drumheller.....	FL	Camp Springs, MD.....	1976
Fred Duart.....	E	Jamaica, NY.....	1947-49-50
Ed Dubose.....	FB	Mobile.....	1978
Tim Duckworth.....	DT/OT	Taylorville, MS.....	2003-04-05-06
R.J. Ducote.....	G	Mobile.....	1916-17
Alex Dudchuck.....	DT	Birmingham.....	1983-84-85
Robert Duke.....	HB	Mobile.....	1952-53
Brian Dulaney.....	C/D/S	Rome, GA.....	1982-83
Ed Duncan.....	G	Birmingham.....	1951-52-53
T.J. Dunigan.....	C	Coffeeville.....	1996-97
King Dunlap.....	OT	Brentwood, TN.....	2004-05-06-07
Jeff Dunlap.....	DL	Pearson, GA.....	1997-98-99
Casey Dunn.....	OL	Krusville.....	2017
Gary Dunn.....	DT	Nashville, NC.....	1988
Robert Dunn.....	WR	Huntsville, GA.....	2005-06-07-08
Stacy Dunn.....	OG	Huntsville.....	1986-87-88
Austin Dupper.....	DB	Decatur.....	2016
Sterling Dupree.....	FB	Sylveste, GA.....	1931-32-33
Harold B. Dupuy.....	G	Birmingham.....	1944-45
Ben Durand.....	QB	Tyngsborough, MA.....	2014
Dee Durham.....	CB	Atlanta, GA.....	2002
Clinton Durst.....	P	Destin, FL.....	2008-09
Damon Duval.....	P/K	Chattanooga, TN.....	1999-00-01-02
Ed Dyas.....	FB/K	Mobile.....	1958-59-60
Mike Dyer.....	RB	Little Rock, AR.....	2010-11

## E

J.M. Earnest.....	G	Auburn.....	1926
Joel Eaves.....	E	Atlanta, GA.....	1934-35-36
Lamar Nolan Echols.....	E	Atlanta, GA.....	1958-59

Bart Eddins.....	OL	Montgomery.....	2007-08-09-10
Bret Eddins.....	DE	Montgomery.....	2001-02-03-04
Jo Jo Eddins.....	LT	Gadsden.....	1940-41-42
Liston Eddins.....	DE	Bratt, FL.....	1973-74-75
Billy Edge.....	G	Jasper.....	1962-63-64
Harvey Edge.....		Buffalo.....	1922
Dave Edwards.....	TE	Abbeville.....	1959-60-61
Mike Edwards.....	SE	Bradenton, FL.....	1980-81-82
Tom Edwards.....	E	Birmingham.....	1950
Ben Efird.....	WR	Birmingham.....	1993
George Egge.....	E	Montgomery.....	1929-30-31
Nosa Eguae.....	DE	Mansfield, TX.....	2010-11-12-13
P.M. Eichelberger.....	T	Montgomery.....	1894-02
Scott Elam.....	FB	Birmingham.....	1969-70-71
Robert Elia.....	WR	Ozark.....	1987
Ben Elliott.....	OG	Poplarville, MS.....	1996-97
Jerry Elliott.....	DE	Birmingham.....	1951-54-55-56
George Ellis.....	E	Marvel.....	1925-26-27
Larry Ellis.....	FB	Mobile.....	1966-67-68
Tellie Embery.....	FB	Sylcauga.....	1997-98-99
Paul Entekin.....	DB	Decatur.....	1974-75
Harry Esslinger.....	E	Memphis, TN.....	1907-08-09
M.S. Esslinger.....		Ozark.....	1912-13-14
Alonzo Etheridge.....	DE	Selma.....	1991-92-93-94
Scott Etheridge.....	Mgr	Excel.....	1989-90
Scott Etheridge.....	K	Valencia, CA.....	1992-93
Zac Etheridge.....	SS	Troy.....	2007-08-09-1-
Alan Evans.....	TB	Enterprise.....	1983
Bill Evans.....	DT	Montgomery.....	1973-74-75-76
Bruce Evans.....	SB	Birmingham.....	1972-73-74
Chris Evans.....	LB	Prichard.....	2005-06-07-08
Dan Evans.....	DB	Lauderdale Lakes, FL.....	1995-96
Heath Evans.....	RB	W. Palm Bch., FL.....	1998-99-00
Jonathan Evans.....	LB	Prichard.....	2009-10-11-12
Brad Everett.....	OL	Alabaster.....	1977-78-79-80

## F

Arnold Fagen.....	T	St. Augustine, FL.....	1947-48-49
Getty Fairchild.....	C	Anniston.....	1938-39
Nick Fairley.....	DL	Mobile.....	2009-10
Mario Fannin.....	RB	Hampton, GA.....	2007-08-09-10
Tunde Fariyike.....	OL	Thomaston, GA.....	2011-12-13
Andy Farquahar.....	Mgr		1972-73-74
W.G. Farrior.....	OG	Letohatchee.....	1972-73-74
Nathan Farrow.....	OL	Birmingham.....	2006
Teedie Faulk.....	LE	Selma.....	1946
A.H. Feagin.....	HB	Montgomery.....	1898-1899-00
C.E. Feagin.....	FB		1901
Joel D. Feagin.....		Union Springs.....	1920
William Feagin.....		Barbour County.....	1892-1893
James Fenton.....	C	Lakeland, FL.....	1935-36-37
William Fenton.....	E	Lakeland, FL.....	1892-1893
Lorenzo Ferguson.....	DB	Miami, FL.....	2005-06
Sonny Ferguson.....	LB	Birmingham.....	1967-68-69
J.F. Ferrell.....	G	Birmingham.....	1941-42
Justin Fetsko.....	WR	Pensacola, FL.....	2000-01-02-03
Blake Field.....	QB	Thomasville, GA.....	2005-06-07
Haven Fields.....	LB	Miami, FL.....	1996-97-98-99
Allan Finlayson.....	Mgr	Monroeville.....	1977-81
Charlie Finney.....	HB	Buffalo.....	1941-42
M.F. Fisher.....	HB	LaGrange, GA.....	1926
Trent Fisher.....	DB	Nashville, TN.....	2011-12-13
Jason Fitzgerald.....	DS	Dayton, TN.....	1991
Mike Fitzhugh.....	LB	Mobile.....	1969-70
Bob Fleming.....	FB	Mobile.....	1976-78
Carl Fletcher.....	E	Atlanta, GA.....	1946
Chuck Fletcher.....	OT	Bay Minette.....	1946
Erique Florence.....	DB	Valley.....	2011-12
Dickie Flourney.....	HB	Salem.....	1948-49-50
Josiah Flourney.....	HB	Georgia.....	1903-04
Kenny Flowers.....	LB	Lilburn, GA.....	2013-14-15
Eric Floyd.....	OT	Rome, GA.....	1984-85-86
Mike Flynn.....	LB	Miami, FL.....	1971-73-74
Dee Ford.....	DE	Odenville.....	2009-10-12-13
Johnathan Ford.....	DB/RB	Big Cove.....	2013-14-15-16



# All-Time Lettermen

R.V. Ford..... T	Hartford.....	1921-22-23
Bobby Foret..... E	New Orleans, LA.....	1960-61
Teddy Foret..... T	New Orleans, LA.....	1957-58-59
Manoso Foston..... FB	Tuskegee.....	1997
Joe Fountain..... Tnr	Hueytown.....	1988-89
Julian Fowler..... QB	Pell City.....	1939
Humphrey Foy..... T	Eufaula.....	1904-05-06
Robert Foy..... E	Barbour County.....	1891-92-93
T.M. Francis..... WB	Ohatchee.....	1909-10-11
Byron Franklin..... WR	Sheffield.....	1977-78-79-80
John Franklin..... OL/TE	Graceville, FL.....	1993-94-95
John Franklin III..... QB	Ft. Lauderdale, FL.....	2016
Joe Frazier..... TB	Montgomery.....	1991-92-93-94
Kiehl Frazier..... QB/WR	Springdale, AR.....	2011-12-13
Wayne Frazier..... C	Evergreen.....	1959-60-61
Connie Frederick..... WB	Montgomery.....	1967-68-69
Tucker Frederickson..... HB	Hollywood, FL.....	1962-63-64
Anthony Freeman..... Mgr	LaGrange, GA.....	1984-88
Eltoro Freeman..... LB	Alexander City.....	2009-10-11
Rick Freeman..... DB	Auburn.....	1951-52-53-54
Robert Freeman..... QB	Decatur.....	1951-52-53-54
Josh French..... DB	Birmingham.....	2018
Nate French..... OG	Moultrie, GA.....	2001
Richard French..... Tnr	Roanoke.....	1983-84-85-86
Roland Fricke..... G	Guntersville.....	1915-16
Joe Friddle..... Mgr	Birmingham.....	1968-69
Kris Frost..... LB	Matthews, NC.....	2013-14-15
RaShan Frost..... DT	Ft. Washington, MD.....	1999
Danny Fulford..... OG	Hartford.....	1964-65
Robert Fulghum..... HB	Bolivar, TN.....	1965-66-67
Andy Fuller..... TE	Huntsville.....	1992-93-94-95
Franklin D. Fuller..... SB	Eatonton, GA.....	1963-65
Mike Fuller..... S	Mobile.....	1972-73-74
Rusty Fuller..... FB	Birmingham.....	1972-73
Terry Fuller..... DB	Mobile.....	1975-76
James Fullington..... HB	Birmingham.....	1952
Brent Fullwood..... TB	St. Cloud, FL.....	1983-84-85-86
Floyd Fulmer..... G	Jacksonville, FL.....	1946-47
Brandon Fulse..... TE	Fort Meade, FL.....	2011-12-13-14

## G

Fred Gafford..... FB	Montgomery.....	1948
Monk Gafford..... HB	Montgomery.....	1940-41-42
Kerry Gaines..... Tnr	.....	1980-81-82-83
Robin Gaines..... Tnr	.....	1976-77-78-79
Trey Gainous..... SE	Cairo, GA.....	1983-84-85-86
Eric Gaither.....	.....	1961-62
Sam Galloway..... C	Hendersonville, NC.....	1961
Travis Galloway..... C	Lakeland, FL.....	1988-89-90
Phelps Gambill..... OL	Nashville, TN.....	2018
Steve Gandy..... S	Waynesboro, MS.....	2005-06
Wayne Gandy..... OT	Haines City, FL.....	1990-91-92-93
Frank Gantt..... G	Lavonia, GA.....	1934-35-36
Nathan Gardner..... LB	Leeds.....	1997
Phil Gargis..... QB	Leighton.....	1974-75-76
Peter Garland..... HB	Jones.....	1921-22
L.C. Garner..... E	Bessemer.....	1944
Rodney Garner..... NG	Leeds.....	1985-86-87-88
Tim Garner..... LB	Opelika.....	1988-89
Charlie Garnham..... OG	Atlanta, GA.....	1980-81
Pasco Garramore..... E	Hazleton, PA.....	1945
Justin Garrett..... LB	Stone Mountain, GA.....	2011-14-15
Aaron Garrison..... DL	Ozark.....	2014-15
Harris Gaston..... LB	Birmingham.....	2010
Mike Gates..... WB	Birmingham.....	1972-73-74
Frank Gatski..... C	Grant Town, WV.....	1945
Carl Gaum.....	Ensley.....	1908
James G. Gauntt..... G	Chattanooga, TN.....	1906-08
A.J. Gendusa..... B	New Orleans, LA.....	1942
Kevin Gentle..... K	Guntersville.....	1995-96-97
Thery George..... P	Seale.....	1991-92
John Gibbons..... OL	Mobile.....	1980
Stephen Gibbons..... OL	Marietta, GA.....	2009
Charles Gibson..... QB	LaGrange, GA.....	1921-22
U.F. Gibson..... E	Lineville.....	1917

Winkey Giddens..... T	Childersburg.....	1960-61-62
Allen Giffin..... E	Gainesville, FL.....	1966-67-68
Brent Gilbert..... OG	Dothan.....	1986
Walter Gilbert..... C	Fairfield.....	1934-35-36
Zach Gilbert..... DB	Florence.....	2004-05-06-07
Phillip P. Gilchrist..... DB	Mobile.....	1935
Fred Gilliam..... G	Chattanooga, TN.....	1935-37
Robert Gilliam..... HB	.....	1948
Jeff Gilligan..... SE	Perk, IL.....	1975
Chad Gilliland..... Tnr	.....	1990-91
Ronald C. Gilliland..... Tnr	.....	1990-91
Greg Gillis..... SP	Brewton.....	1974
Ted Gilreath..... Mgr	Chattanooga, TN.....	1957-58-59
William Gilreath..... Mgr	Montgomery.....	1983
Mitch Gilstrap..... C	Marietta, GA.....	1980
Roshard Gilyard..... S	Jacksonville, FL.....	2000-01-02-03
Donnie Givens..... NG	Montgomery.....	1977-78
Charlie Glenn..... OT	Chattanooga, TN.....	1966-67
Mike Glisson..... OG	Columbus, GA.....	1988
Ludwig Goetz..... OT	Ridgefield, NJ.....	1959
Robert Goff..... DT	Bradenton, FL.....	1986-87
Michael Goggans..... DE	Alexander City.....	2007-08-09-10
Bobby Golden..... HB	Decatur.....	1949-50-51
Austin Golson..... OL	Prattville.....	2015-16-17
Oscar Gonzalez..... OL	Hialeah, FL.....	2006
Tyrone Goodson..... WR	Brooksville, FL.....	1994-95-96-97
Antonio Goodwin..... WR	Atlanta, GA.....	2010
John Goodwin..... T	Albertville.....	1915-16
Jerry Gordon..... OT	Chattanooga, TN.....	1967-68
Willie Goshka..... WR	Ft. Walton, FL.....	1993-94-95-96
Thomas Gossom..... SE	Birmingham.....	1972-73-74
Steve Goula..... OL	Mobile.....	2000-01
Eugene Govan..... RB	Grovetown, GA.....	2016-17
Ed Graham..... TB	Bayou La Batre.....	1982-83-84
John Granger..... HB	Bessemer.....	1925
W.G. Granger..... FB	Bessemer.....	1927-28-29
Bob Grant..... Mgr	Mobile.....	1969-70-71
Corey Grant..... RB	Opelika.....	2013-14
Russell Grant..... E	Dothan.....	1930-31-32
Derrick Graves..... LB	Holt.....	2001-02-03-04
Chris Gray..... OT	Birmingham.....	1989-90-91-92
Jeff Gray..... CB	Atlanta, GA.....	1976-77-78
Deandre Green..... WR	Prichard.....	2000-01
H.L. Green..... HB	Pensacola, FL.....	1928
Johnny Green..... DB	Birmingham.....	1979-80
Keith Green..... FS	Rome, GA.....	1968-69-70
Tyrone Green..... OL	Pensacola, FL.....	2005-06-07-08
A.J. Greene..... OL	Madison, TN.....	2010-11
Carson Greene..... FB	Ozark.....	1923-24-25
Kevin Greene..... DE	Anniston.....	1983-84
Bobby Griffin..... T	Union Springs.....	1951
Doc Griffith..... HB	Hokes Bluff.....	1962-63-64
Lee Griffith..... C	Long Island, NY.....	1960
Louie Grimes..... Mgr	Opp.....	1983-84-85-86
Clarence Grimmett..... LE	Birmingham.....	1941-42
Bill Grisham..... TE	Huntsville.....	1978-79-80
W.P. Grisham..... G	Athens.....	1920-24
Tommy Groat..... E	Ft. Payne.....	1966-67
Mike Groover.....	Dixie, GA.....	1960
Andy Gross..... OG	Elizabeth, NJ.....	1964-65-66
Charles E. Gross..... Mgr	Montgomery.....	1975-76-77-78
Gabe Gross..... QB	Dothan.....	1998
George Gross..... OT	Elizabeth, NJ.....	1960-61-62
Gerald Gross..... HB	Carrollton, GA.....	1962-63-64-65
Lee Gross..... C	Montgomery.....	1972-73-74
Quentin Groves..... DE	Greenville, MS.....	2004-05-06-07
Charles Grubb..... HB	Auburn.....	1944-45-46-47
Ben Grubbs..... TE/OG	Eclectic.....	2003-04-05-06
Lee Guess..... WR	Trussville.....	2004-05-06
Devin Guice..... DB	Opelika.....	2017-18
Jerry Gullede..... G	Mobile.....	1959-60-61
Marques Gunn..... DE	Alexander City.....	2003-04-05-06
Scott Gurosky..... QB	Vestavia Hills.....	1988
Richard Guthrie..... T	Union Springs.....	1961
Terry Gwin..... T	Jefferson County.....	1899
W.H. Gwin..... C	Cohort.....	1900

## H

Bill Haas..... OG	Birmingham.....	1960-61
Larry K. Hagan..... OT	Bradley, FL.....	1967
M.H. Hagood, Jr..... FB	Brewton.....	1924
Brandon Haley..... DE	Lakeland, FL.....	2005-06-07
Cordova Hall..... TB	Columbus, GA.....	1998
Greg Hall Jr..... LB	Athens, GA.....	2016
Hank Hall..... HB	Miami, FL.....	1965-66-67
Jim Hall..... E	Haddon Fields, NJ.....	1955-56-57
Phillip Hall..... OL	Birmingham.....	1978-79-80
Victor Hall..... TE	Anniston.....	1989-90-91
Warren Hall..... Mgr	Hamilton.....	1985-86-87
Harold Hallman..... DE	Macon, GA.....	1983-84-85
Harold Ham..... DE	Montezuma, GA.....	1967-68
Brodarius Hamm..... OL	Griffin, GA.....	2018
Frank Hamm..... E	Florence.....	1938
Hal Hamrick..... OT	Douglasville, GA.....	1968-69-70
Jeremy Hand..... WR	Auburn.....	1995-96-97
Sam Hanks..... T	Evergreen.....	1950-51-52
Carl Happer..... HB	Homewood.....	1938-39-40
Jonathan Haralson..... HB	.....	1898
Rick Harbuck..... FB	Birmingham.....	1974-75
Courtney Harden..... LB	Leighton.....	2005-06-07-08
Alan Hardin..... DB	Birmingham.....	1976-77-78
Carl Hardy..... HB	Myrtle Beach, SC.....	1965-66
Henry Hardy..... Mgr	Birmingham.....	1973-74-75
Ken Hardy..... DE	Gulf Breeze, FL.....	1977-78-79
Zac Hardy..... DE	Hueytown.....	1977-78-79-80
C.L. Hare..... B	Auburn.....	1892
F.W. Hare.....	Auburn.....	1898
C.D. Harkins..... C	Bessemer.....	1928-29-30
E.M. Harkins..... G	Bessemer.....	1920-21-22-23
E.W. Harman..... G	G. Dixie, GA.....	1908-09-10
Charles Harper..... C	Tallassee.....	1946
Garrett Harper..... WR	.....	2011
Matt Harper..... Mgr	Blakely, GA.....	1987-88
Keymiya Harrell..... DL	Selma.....	2015
Marquel Harrell..... OL	Fairburn, GA.....	2016-17-18
A.J. Harris..... E	Morgan County.....	1893
Anthony Harris..... LB	Ft. Pierce, FL.....	1992-93-94-95
Bo Harris..... LB	Conyers, GA.....	2007
Bob Harris..... SS	Decatur, GA.....	1978-79-81-82
David Harris Hill..... T	Lanett.....	1920-21
Harold Harris..... T	Lineville.....	1950
Jalen Harris..... TE	Montgomery.....	2015-16-17
Josh Harris..... DS	Carrollton, GA.....	2009-10-11
Rabbit Harris..... T	Montgomery.....	1906-07-08-09
Ralph Harris..... G	Lucien, MS.....	1944
Spencer Harris..... OL	Columbiana.....	2000
Vincent Harris..... FB	Birmingham.....	1986-87-88
William F. Harris..... C	Fairfield.....	1945
Joe Harrison..... HB	Montgomery.....	1923-24
Joe F. Harrison..... Mgr	Mobile.....	1972-73-74
Max Harrison..... E	Atmore.....	1937
Leon Hart..... OL	Columbia, SC.....	2004-05-06-07
Randy Hart..... DT	Enterprise.....	1991-92-93
J.L. Hartelle..... HB	Hartselle.....	1927
Bryant Harvard..... QB	Thomasville, GA.....	1957-59-60
Everett Harwell..... E	Birmingham.....	1944
Ryan Hastie..... RB	Salinas, CA.....	2008
Will Hastings..... K/WR	Little Rock, AR.....	2015-16-17
Dominicke Haston..... DB	Eight Mile.....	1999-00
Charles Hataway..... HB	Troy.....	1951-52-53
Daniel D. Hataway..... B	Troy.....	1944-45
Reginald Hatcher..... Mgr	Hartford.....	1929
L.L. Hatfield..... HB	Montgomery.....	1929-30-31
Hawk Hawkins..... B	Gadsden.....	1944
Herb Hawkins.....	Georgiana.....	1944
Matt Hawkins..... K/P	Pensacola, FL.....	1993-94-95
Tim Hawthorne..... WR	Birmingham.....	2007-08
Frank Hayes..... LB	Montgomery.....	1949
Richard Hayes..... C	Orlando, FL.....	1947
Dick Hayley..... TE	Auburn.....	76-77-78
Lee Hayley..... E	Birmingham.....	1951-52
Charlie Haynesworth..... FB	Birmingham.....	1937-38-39



# All-Time Lettermen

Brant Haynie.....SS	Gadsden.....2004-05-06
E.C. Haynie.....E	Auburn.....1903
Larry Haynie.....DG	Atlanta, GA.....1964-65-66
John Hayworth.....LB	Decatur, GA.....1969-70-71
T.R. Head.....QB	Troy.....1933
Dean Heartel.....FS	Atlanta, GA.....1991
Walter Heath.....FB	Birmingham.....1936-37
Josh Hebert.....DB	Houston, TX.....2005-06-07
Jerry Helms.....C	Covington, GA.....1987
Mike Helms.....E	Abbeville.....1962-63-64
Clay Helton.....QB	Sugarland, TX.....1992
Jon Helton.....OG	Dublin, GA.....1990
Mike Henley.....TB	Oxford.....1974-75
Terry Henley.....TB	Oxford.....1970-71-72
Wayne Hepler.....G	New Kensington, PA.....1946
Daniel Herren.....HB	Tallalasee.....1909-10
Adam Herring.....LB	Springdale, AR.....2008-09
Hal M. Herring.....C	Lanett.....1946-47-48
Will Herring.....S	Opelika.....2003-04-05-06
McCay Hewlett.....HB	Birmingham.....1946
Mike Hicks.....S	Annonis.....1981-82
Tommy Hicks.....DE	Montgomery.....1976-77
Mike Higgins.....DB	Uniondale, NY.....1985
Aubrey Hill.....QB	Sulligent.....1934
David Hill.....OT	Lanett.....1961-62
Forrest Hill.....DS	Jonesboro, GA.....2012-13-14
G.B. Hill.....T	Talladega.....1902-03
Lance Hill.....SB	Birmingham.....1974-75-76
Larry Hill.....OG	Alex City.....1969-70-71
Nate Hill.....DT	LaGrange, GA.....1984-85-86-87
Melvin Hines.....WR	Huntsville.....1989-90-91-92
Eric Hines-Tucker.....RB	Lanett.....1995-96
Billy Hitchcock.....HB	Union Springs.....1935-36-37
James Hitchcock.....E	Union Springs.....1930-31-32
Dwight Hitt.....HB	Jackson, MS.....1949-50-51
Bob Hix.....OT	Jefferson, GA.....1981-82-83
J.M. Hobbie.....HB	Montgomery County.....1903
Kevin Hobbs.....DB	Tampa, FL.....2003-04-05
Ken Hobby.....QB	Tifton, GA.....1981
J.B. Hobdy.....Bullock Co.....1897	
Ryan Hockett.....OG	Jacksonville, FL.....2002
Barry Hoccutt.....Mgr	Alabaster.....1979-80-81-82
Smokey Hodge.....LB	Birmingham.....1986-87-88
W.A. Hodges.....QB	Bessemer.....1925-26-27
Murray Hoffman.....E	Waverly.....1925
Ralph Hoffman.....G	Waverly.....1925
Bill Hogarth.....G	Miami, FL.....1949-50
Walter Holcombe.....QB	Mobile.....1896-1897
George Holdcroft.....G	Enley.....1929
Joe Holifield.....Mgr	Mobile.....1984-85-86-87
Chris Holland.....OG	Pensacola, FL.....1991-92
Jake Holland.....LB	Pelham.....2010-11-12-13
Jeff Holland.....OLB	Jacksonville, FL.....2015-16-17
W.R. Holley.....G	Henry County.....1907-08
Bret Holliman.....S	Marion Junction.....2001-02-03-04
Fred Holman.....T	Dothan.....1935-36-37
Jaret Holmes.....K/P	Clinton, MS.....1996-97
J. Crawford Holmes.....B	Joppa.....1937-38-39
M.C. Holmes.....T	Montgomery.....1933
Joshua Holsley.....DB	Fairburn, GA.....2012-13-14-15-16
Chip Holt.....Mgr	Franklin, TN.....1996-97-98-99
Mike Holtzclaw.....LB	Rainsville.....1967-68-69
Eugene Honeycutt.....HB	Bessemer.....1925
D'Antoine Hood.....DB	Phenix City.....2008-09
Roderick Hood.....DB	Columbus, GA.....1999-00-01-02
Ryan Hooker.....WR	Pontotoc, MS.....1998-99
Davis Hooper.....RB	Montgomery.....2010-11
Robert Hoppe.....RHB	Chattanooga, TN.....1955-56-57
Fernando Horn.....DT	Winston-Salem, NC.....1987-88-89
Alonzo Horton.....DE	New Orleans, LA.....2006
Mike Horton.....OL	Atlanta, GA.....2016-17-18
Edwin House.....W	Lichter Falls, TX.....1945
Martavious Houston.....DB	Wauderdale Lakes, FL.....1995-96-97
N.G. Houston.....G	Sylvester, GA.....1933-34
Bucky Howard.....T	Birmingham.....1966-67-68
C.S. Howard.....QB	Union Springs.....1919-20-21

R.B. Howard.....G	Enley.....1926
T. Herman Howard.....FB	LaGrange, GA.....1951-52
Fox Howe.....FB	Montgomery.....1921-22-23
Frank Howe.....Tnr	New Brockton.....1989-90
Milton V. Howell.....RG	Bessemer.....1937-38-39
Willie Howell.....RB	Thomaston, GA.....1979-80-81-82
Thomas Howle.....E	Oxford.....1915
Brian Howton.....Mgr	Gurley.....1987-88
Carl Hubbard.....LB	Columbus, GA.....1973-74-75
Mike Hubbard.....LB	Columbus, GA.....1977
Bert Hudson.....RB	Jay, FL.....1999
John Hudson.....C	Paris, TN.....1986-87-88-89
John Huff.....B	LaGrange, GA.....1939-40
David Hughes.....DE	Tampa, FL.....1971-72-73
L.E. Hughes.....G	Birmingham.....1911-12-13
Todd Hughes.....NT	Marietta, GA.....2004
Ed Huguley.....QB	West Point, GA.....1898-1899-00
Morgan Hull.....K	Decatur.....2008-09
Donnie Humphrey.....DT	Huntsville.....1979-80-81-82-83
Chris Humphries.....DE/FB	Somerville.....2009-10-11
Bobby Hunt.....QB	Lanett.....1959-60-61
Phillip Hunt.....QB	Lanett.....1962-63
Roy Hunter.....S	Bessemer.....1987-88-89-90
Doug Huntley.....CB	Montgomery.....1987-88
Willie Huntley.....RB	Montgomery.....1978-79-80
Chuck Hurston.....T	Columbus, GA.....1962-63-64
Dwight Hurston.....HB	Bremen, GA.....1966-67-68
Jerry Hutchinson.....E	Jackson, MS.....1958
Jimmy Hutchinson.....P	Marietta, GA.....2014
Freddie Hyatt.....E	Sylacauga.....1965-66-67

## I

Noah Igbinoghene WR/DB	Trussville.....2017-18
Bobby Ingalls.....OL	Gardendale.....2011
Jeremy Ingle.....C	Montgomery.....2002-03-04
Jim Ingle.....E	Birmingham.....1963
Rupert Ingram.....E	Wetumpka.....1927-28
Dick Ingwersen.....DE	Pascagoula, MS.....1969
Russell Inman.....HB	Birmingham.....1947-48-49
L.E. Irby.....B	Eufaula.....1940-41-42
David Irons.....CB	Dacula, GA.....2005-06
Kenny Irons.....RB	Dacula, GA.....2005-06
Don Irvin.....C	Birmingham.....1960-61
Tim Irvin.....DB	Miami, FL.....2015
Andy Irvine.....LB	Ft. Lauderdale, FL.....1986
Byron Isom.....OL	Jonesboro, GA.....2007-08-09-10

## J

Adrian Jackson.....DE	Mobile.....1990-91
Alec Jackson.....DL	Montgomery.....2018
Bo Jackson.....HB	Bessemer.....1982-83-84-85
Calvin Jackson.....CB	Ft. Lauderdale, FL.....1992-93
Clay Jackson.....FB	Birmingham.....1920-21
Eddy Jackson.....FB	Demopolis.....1956-57
Hubert Jackson.....	Clairmont Springs.....1924
Jeff Jackson.....DE	Griffin, GA.....1981-82-83
Mike Jackson.....DB	Montgomery.....1973
Mitzi Jackson.....TB	Defuniak Spgs., FL.....1973-74-75
Oliver Jackson.....	.....1933
Shedrick Jackson.....WR	Hoover.....2018
Tommy "TJ" Jackson.....NG	Opelika.....2002-03-04-05
Brandon Jacobs.....TB	Napoleonville, LA.....2003
Butch Jacobs.....Mgr	Alexander City.....1996-97
Jay Jacobs.....OT	Jacksonville, FL.....1982-83
Bill James.....DE	Jasper.....1967-68-69
D.T. James.....	.....1930
Darius James.....OL	Killeen, TX.....2016-17
Ebb James.....	.....
Fob James, Sr.....	.....
Fob James, Jr.....HB	Lanett.....1952-53-54-55
Jeno James.....OT	Montgomery.....1996-97-98-99
Lionel James.....HB	Albany, GA.....1981-82-83
Louie James.....	.....1928-29
Paul James III.....DL	Miami, FL.....2017

Tim James.....FB	Montgomery.....1980-81-82
James Jeffers.....HB	Birmingham.....1949
James Jeffrey.....T	Chattanooga, TN.....1957-58
B.S. Jenkins.....HB	.....1942
Frank Jenkins.....	Auburn.....1964-65-66
George Jenkins.....B	Columbus, GA.....1932-33
Z.T. Jenkins.....HB	West Point, GA.....1942-47
Morrell Jerkins.....LB	Enterprise.....1969-70
Tim Jessie.....TB	Opp.....1982-83-84-86
Gardner Jett.....SP	Atlanta, GA.....1970-71-72
Richard Jibunor.....DL	Athens, GA/Nigeria.....2018
Ken Johns.....OG	Mobile.....1956
Arthur Johnson.....SS	Alabaster.....1983-84-85-86
Brad Johnson.....OG	Centre.....1986-87-88-89
Brandon Johnson.....FB	Langdale.....2000-01-02-03
C.J. Johnson.....QB	Palmyra, MO.....1900-01
Chris Johnson.....PK	Spanish Fort.....1985-87-88
Chuckie Johnson.....DT	Fayetteville, NC.....1989-90-91-92
George Johnson.....C	Langdale.....1930-32
Hal Johnson.....LB	Bradenton, FL.....1980
Jaunta'vius Johnson.....DL	Lincoln.....2017-18
Jeremy Johnson.....QB	Montgomery.....2013-14-15-16
Kerryon Johnson.....RB	Huntsville.....2015-16-17
Lynn Johnson.....OT	Dozier.....1973-74-75
Mark Johnson.....FS	Centre.....1990-91-92-93
Merrill Johnson.....LB	Butler.....2005-06-07-08
Pat Johnson.....OT	Scottsboro.....1986
Richard M. Johnson.....	.....1921
Robert Johnson.....TE	Montgomery.....2000-01-02
Rudi Johnson.....RB	Ettrick, VA.....2000
Sherman Johnson.....TE	Pensacola, FL.....1984
Skip Johnston.....P	Auburn.....1977-78-79
Spencer Johnson.....DT	Silas.....2000-01-02-03
George Johnston.....	.....1918-19-20
Anthony Jones.....DT	Birmingham.....1975-76-77
Charles A. Jones.....E	.....1915-16
Chris Jones.....SS	Riverside.....1989-90-91
Donald T. Jones.....G	Chattanooga, TN.....1930-32
Doug Jones.....	.....1964
Frank Jones.....G	Brewton.....1904-05
Frank E. Jones.....T	Birmingham.....1949
Freddie Jones.....FS	Portsmouth, VA.....1983
Greg Jones.....Mgr	New Market.....1985-86-87
Herman J. Jones.....HB	Eufaula.....1929-30
Jimmy Jones.....OT	Lanett.....1966-67
John Allen Jones.....HB	Opelika.....1892
Jonathan Jones.....DB	Carrollton, GA.....2012-13-14-15
Ken Jones.....OG	Hueytown.....65-66-67
Miles Jones.....FB	Fairhope.....1971-72
Pat Jones.....LB	Jackson, TN.....1974-75
Ronnie Jones.....OT	Chattanooga, TN.....1974-75-76
Vincent Jones.....OG	Dothan.....1986-87
David Jordan.....OG	Birmingham.....1980-81-82-83
Herbert Jordan.....HB	Fulton.....1952
James Jordan.....	.....1959
Ralph Jordan.....C	Selma.....1929-30-31
Robert C. Jordan.....HB	Birmingham.....1951-52
James Joseph.....FB	Phenix City.....1986-88-89-90
Anthony Judge.....LB	Ft. Lauderdale, FL.....1988-90-91
Charles L. Justo.....E	Birmingham.....1950

## K

James Karam.....HB	Lake Village, AR.....1934
Bryan Karkoska.....K	Tallahassee, FL.....1992-93
Richard Kearley.....HB	Auburn.....1910-11-12-13
Shane Keasler.....OG	Centre.....1990-91-92
Charles Kelley.....CB	Ozark.....1989
Gary Kelley.....DE	Birmingham.....1984-85-86
Trent Kelley.....OL	Phenix City.....2018
Barry Kelly.....	.....1975-76
H.E."Spec" Kelly.....HB	Tarrant.....1936-37-38
Kenny Kelly.....LB	Panama City, FL.....1998-99
Jeff Kemp.....DE	Montgomery.....1976
William Kemp.....E	Bessemer.....1932-33
King Kemper.....Mgr	Macon, GA.....1990-91

# All-Time Lettermen

George V. Kenmore....	HB	Americus, GA.....	1937-38-39
Raashed Kennion.....	DL	Jacksonville, FL.....	2014-15
Mailon Kent.....	QB	Lanett.....	1961-62-63
Johnny Kern.....	RB	Mobile.....	1957-58-59
Weyman L. Kidd.....	FB	Atlanta, GA.....	1966-67
Chuck Kiefer.....	Mgr	.....	1967-68
James Kiger.....	C	Daleville.....	1995-96
Jon Kilgore.....	E	Atlanta, GA.....	1962-63-64
Wilton Kilgore.....	FB	Wadley.....	1934-35-36
William Kilpatrick.....	G	Besemer.....	1951-52
Kaleb Kim.....	OL	Buford, GA.....	2016-17-18
Casy Kimbrell.....	HB	Thomasville.....	1932-33
Brandon King.....	DB	Alabaster.....	2013-14
Caleb King.....	TE	Huntsville.....	2016-17
David King.....	CB	Fairhope.....	1981-82-83-84
Ed King.....	OG	Phenix City.....	1988-89-90
Gray King.....	WR	Atlanta, GA.....	2014-15
Griffin King.....	WR	Atlanta, GA.....	2016-17-18
Jason King.....	FB	Newnan, GA.....	2009
Kelly King.....	G	Atlanta, GA.....	1963
Pat King.....	Mgr	Besemer.....	.....
Steve King.....	Tnr	Alexander City.....	1988-89
Drew Kirk.....	OT	Greenville, GA.....	2003
John Kirkwood.....	HB	Corona.....	1919-20-21
W.R. Kirkwood.....	.....	Edgewater.....	1928
C.F. Kirsch.....	C	.....	1942
Billy Kitchens.....	RHB	Macon.....	1956-57-58
Shaun Kitchens.....	WR	College Park, GA.....	2010
Jeff Klein.....	QB	Alpharetta, GA.....	1999-00-01
R.P. Kloeti.....	.....	.....	1942
A.D. Knapp.....	E	Auburn.....	1922-23
Chris Knapp.....	PK	Americus, GA.....	1985-86-87
Walter D. Knight.....	.....	.....	1923
John Kolen.....	LB	Montgomery.....	1993-94-95
Mike Kolen.....	LB	Montgomery.....	1967-68-69
Alex Kozan.....	OG	Castle Rock, CO.....	2013-15-16
Louis Kral.....	DE	Montgomery.....	1973
Zach Kutch.....	K	Milton, FL.....	2007
Curtis Kuykendall.....	HB	Sallis, MS.....	1942-43-44
Alex Kviklyk.....	K	Marietta, GA.....	2014

<b>L</b>			
Ed Lacey.....	T	Orrville.....	1902-03-04-05
Tim Lacey.....	Mgr	Birmingham.....	1972-73-74
William Laffoon.....	G	Petersburg, VA.....	1945
B.J. Lamb.....	T	Union.....	1910-11-12
Pound Lamb.....	FB	Americus, GA.....	1986
DaVonte Lambert.....	DL	Keyville, GA.....	2014-15
Jack Lambert.....	G	Alexander City.....	1948-49
Matt Land.....	CB	Dalton, GA.....	1991
Chris Landrum.....	LB	Sweet Water.....	2012
Noland Lang.....	HB	Waycross, GA.....	1944-45
Doug Langenfeld.....	DE	Moncks Corner, SC.....	2003-04
Clay Langford.....	DS	Lanett.....	1995
Jack Langford.....	FB	Griffin, GA.....	1952
Charles Langner.....	FB	Birmingham.....	1948-49-50
David Langner.....	DB	Birmingham.....	1971-72-73
Gaines Lanier.....	DT	West Point, GA.....	1972-73-74
Harold Lannom.....	T	Lebanon, TN.....	1946-47
William Larimore.....	E	Silver Spring, MD.....	1952
John Larkin.....	Tnr	Huntsville.....	1972-73-74
Pat LaRock.....	LB	Birmingham.....	1975
Frank LaRussa.....	OG	Birmingham.....	1956-57-58
Larry Lasky.....	Tnr	.....	1977-78-79-80
James Laster.....	HB	Covington, GA.....	1957-58
Larry Laster.....	FB	Covington, GA.....	1961-62
Robert Lauder.....	HB	Foley.....	1957-58-60
Karl Lavine.....	C	Ft. Walton, FL.....	1995-96
Ralph Law.....	.....	.....	1951-52
Devaroe Lawrence.....	DL	Greenville, SC.....	2015-16
J.D. Lawrence.....	G	Planterville.....	1921-22-23-24
Carl Lawson.....	DE	Alpharetta, GA.....	2013-15-16
Chris Laye.....	TE	Cumming, GA.....	2015
Sydney Leach.....	E	Tuscaloosa.....	1893
Ben Leard.....	QB	Hartwell, GA.....	1997-98-99-00

Danny Ledbetter.....	LB	Norman, OK.....	1990
Lowell Ledbetter.....	.....	.....	1956-57
Sage Ledbetter.....	K	Auburn.....	2017-18
Alan Lee.....	.....	.....	1981
Barry Lee.....	Mgr	Childersburg.....	1984-85
Jimmy S. Lee.....	.....	.....	1957-58-59
Patrick Lee.....	DB	Miami, FL.....	2004-05-06-07
Robert W. Lee.....	HB	Robertsdale.....	1961
Robert Leff.....	OL	Fairhope.....	2013-14-15-16
Joe Leichtnam.....	DE	Hackensack, NJ.....	1958-59-60
Jake Lembeke.....	DS	New Lenox, IL.....	2012-13
Corey Lemonier.....	DE	Hialeah, FL.....	2010-11-12
Jim LeNoir.....	E	Butler.....	1938-39-40
Traivon Leonard.....	DB	West Palm Beach, FL.....	2017-18
Brad Lester.....	RB	Liburn, GA.....	2005-06-07-08
Andrew Letts.....	WR/S	Hinsdale, IL.....	2002-03-04
Irving Levi.....	G	Gadsden.....	1934-35
Aubrey Lewis.....	.....	.....	1931
Corey Lewis.....	QB	Gallatin, TN.....	1989-90-91
Damian Lewis.....	RB	Wetumpka.....	2016
Don Lewis.....	S	Decatur.....	1963-64-65
Ben Lightfoot.....	.....	.....	1952
Alex Lincoln.....	LB	Mobile.....	1999-00
E.W. Lind.....	.....	.....	1909
Tim Lindblom.....	Mgr	.....	1988-89
Chris Linderman.....	TB	Atlanta, GA.....	1972-73
Danny Lindsey.....	C/OG	Douglas, GA.....	2001-02-03-04
E.M. Lindsey.....	HB	Griffin, GA.....	1913
Michael Lindsey.....	DS	Atlanta, GA.....	1999-00-01-02
John Liptak.....	.....	.....	1945-46-47
Charles A. Little.....	FB	Andalusia.....	1951-52-53
John Little.....	Tnr	Mobile.....	1988
Burt Lively.....	OG	Rome, GA.....	1989-90
T.C. Locke.....	T	Montgomery.....	1907-08-09
Jack Locklear.....	T	Ft. Payne.....	1951-52-53-54
Mike Locklear.....	TE	Ft. Payne.....	1977-78-79
Frank Lockwood.....	G	Montgomery.....	1912-13-14
James C. Loftin.....	E	Memphis, TN.....	1951
Wesley Loftin.....	G	Athens, GA.....	1951
L.W. Lollar Jr.....	.....	.....	1919
G.J. Long.....	.....	.....	1928-29
Howell Long.....	G	Danville.....	1927-28-29
Hunter Long.....	QB	Falkville.....	1892
James Wallace Long.....	E	Hartselle.....	1951-52-53-54
S.R. Long.....	G	Danville.....	1924-25-26
Scotty Long.....	E	Lawton, OK.....	1964-65-66
Tony Long.....	LB	Powder Springs, GA.....	1975-76
Mac Lorenzo.....	OT	Auburn.....	1970-71-72
Tommy Lorino.....	RB	Besemer.....	1956-57-58
Jeff Lott.....	OG	Gainesville, GA.....	1982-83-84-85
Ricardo Louis.....	WR	Miami, FL.....	2013-14-15
Louiselle.....	G	Mobile.....	1912-13
Henry Love.....	TB	Douglasville, GA.....	1988
Jonathan Lovelace.....	.....	.....	1913
Errick Lowe.....	WR	Lake Worth, FL.....	1995-96-97-98
Tommy Lowry.....	TB	Oneonta.....	1969-70-71
Glenn Lucas.....	Tnr	Jemison.....	1989-90-91
Bill Luka.....	LB	Memphis.....	1971-72-73
James M. Luke.....	.....	.....	1911
Ken Luke.....	DB	Mobile.....	1978-79
Tommy Lunceford.....	SP	Montgomery.....	1965-66-67
Frank Lupton.....	HB	Lee County.....	1892
Ramon Luster.....	DT	Birmingham.....	1992-93
Earle Lutz.....	G	Montgomery.....	1923
Philip Lutzenkirchen.....	TE	Marietta, GA.....	2009-10-11-12
Derrick Lykes.....	DL	Clanton.....	2009
Tim Lyle.....	OG	Chattanooga, TN.....	1967-68
Win Lyle.....	PK	Auburn.....	1987-88-89
Patrick Lymon.....	RB	Huntsville.....	2013
Tim Lynch.....	Tnr	Vestavia.....	1981-85
David Lyon.....	.....	.....	1971
David M. Lyon.....	B	Collirene.....	1942

<b>M</b>			
Don Machen.....	RB	Sylacauga.....	1959-60-61

Eric Mack.....	OL	St. Matthews, SC.....	2011
Kendall Mack.....	OT	Pineville, SC.....	1995-96-97-98
Mike Mackie.....	Mgr	Bradenton, FL.....	1988-89-90-91
Derek Magwood.....	DE	Pooler, GA.....	1999
J.P. Major.....	FB	Auburn.....	1910-11-12
Roymon Malcolm.....	TB	Ruston, LA.....	1993
Michael Mallard.....	DE	Luverne.....	1996
Robert Malone.....	B	Birmingham.....	1911
Mike Mann.....	QB	Marietta, GA.....	1982-83-84
Tashawn Manning.....	OL	Apopka, FL.....	2018
Richard Manry.....	SS	Flomaton.....	1985-86
Donato Mantrone.....	T	New York, NY.....	1948-49
John Margadonna.....	OG	Gadsden.....	1982-83
Robert Margesen.....	LB	Albany, GA.....	1965-66-67
Joe Market.....	E	Opelika.....	1924-25-26
Sen Derrick Marks.....	DT	Mobile.....	2006-07-08
Aidan Marshall.....	P	Winchester, VA.....	2017
Nick Marshall.....	QB	Pineville, GA.....	2013-14
Asa Martin.....	RB	Courtland.....	2018
C.B. Martin.....	T	Dora.....	1913-14
Chris Martin.....	LB	Huntsville.....	1979-80-81-82
Dan Martin.....	G	Barbour County.....	1898-99-00-01
Kam Martin.....	RB	Port Arthur, TX.....	2016-17-18
Phillip Martin.....	OG	Birmingham.....	1967-68
Patrick Marty.....	P	New Orleans, LA.....	2005
Sam Mason.....	.....	.....	1930
Tre Mason.....	RB	Lake Worth, FL.....	2011-12-13
Russ Matchett.....	.....	.....	1984-85-86-87
Claude Matthews.....	OL	Phenix City.....	1978-79-80
Tray Matthews.....	DB	Newnan, GA.....	2015-16-17
Chuck Maxime.....	OG	Jamestown, ND.....	1954-55-56
Don May.....	FB	Fairfax.....	1956
I.S. McAdory.....	E	Jefferson County.....	1901-02-03
John McAfee.....	G	Lawley.....	1963-64-65
Richard McBryde.....	LB	Troy.....	2016-17
Andrew McCain.....	OL	Birmingham.....	2005-07-08-09
William McCain.....	DT	Annisson.....	1992
Onterio McCaleb.....	RB	Fort Meade, FL.....	2009-10-11-12
Mac McCall.....	Mgr	.....	1970-71-72
Reese McCall.....	TE	Besemer.....	1975-76-77
Malcolm McCary.....	.....	.....	1986-87
Don McCay.....	LB	Adamsville.....	1965-66-67
Marquis McClain.....	WR	Crestview, FL.....	2017-18
Zakoby McClain.....	LB	Valdosta, GA.....	2018
Kirk McClendon.....	Mgr	Ozark.....	1977-78-79-80
Tommy McClendon.....	Mgr	Ozark.....	1974-75
Buddy McClinton.....	DB	Montgomery.....	1967-68-69
David McClinton.....	DB	Montgomery.....	1994-95
Mike McCloud.....	DB	Montgomery.....	1975-76
Stanley McClover.....	DE	Ft. Lauderdale, FL.....	2004-05
J.H. McClurkin.....	E	Birmingham.....	1940-41-42
Sam P. McClurkin.....	E	Birmingham.....	1945-46
F.G. McCollum.....	T	Birmingham.....	1931-32-33
Jeff McCollum.....	DE	Florence.....	1974-75-76
Jessie McCoverly.....	TE	St. Elmo.....	1993-94-95-96
C.L. McCoy.....	HB	Birmingham.....	1907-08-09-10
Edward M. McCoy II.....	Mgr	Ooltewah, TN.....	1996-97
Spencer McCracken.....	LB	Montgomery.....	1969-70-71
I.H. McCrary.....	FB	Lineville.....	1920-21
Harrison McCraw.....	LB	Andalusia.....	1966
Roger McCree.....	DB	Mobile.....	2018
Sam McCroskey.....	G	Birmingham.....	1934-35-36
Ben McCurdy.....	LB	Ider.....	1984-85
James McDaniel.....	QB	Birmingham.....	1944-45-46-47
Ben McDavid.....	SP	Montgomery.....	1964-65-66
John McDonald.....	OG	Tuscumbia.....	1968-69-70
Francis McDuffie.....	E	East Point, GA.....	1961
Gordon McEachern.....	.....	.....	1938-39-40
J.W. McEldery.....	.....	.....	1925
William McEniry.....	QB	Jefferson County.....	1903
Earl McFaden.....	G	Montgomery.....	1924-25-26
Walter McFadden.....	DB	Pompano Beach, FL.....	2006-07-08-09
Hart McGarry.....	OG	Prattville.....	1998-99-00-01
Dell McGee.....	DB	Columbus, GA.....	1992-93-94-95
John McGeever.....	FB	Birmingham.....	1959-60-61
C.H. McGehee.....	E	Auburn.....	1939-40

# All-Time Lettermen

David McGill.....	DB	Wadley.....	1998
Robert McGinty.....	PK	Neptune Beach, FL.....	1984
Scott McGlon.....	Tnr	Atlanta, GA.....	1989-90
Dick McGowen.....	HB	Empire.....	1938-39-40
Jim McGowen.....	FB	Empire.....	1947-48
John McGraw.....	Tnr	Buchanan, GA.....	1983-87
Joseph McGraw.....	.....	.....	1965-66
Bert McGuffey.....	DE	Athens.....	1975-76
Bill McGuire.....	G	McKeesport, PA.....	1948-49
Frank McIntosh.....	QB	Camden.....	1988-89-90
Jeris McIntyre.....	WR	Tampa, FL.....	2000-01-02-03
Secdrick McIntyre.....	FB	Montgomery.....	1973-74-75-76
Don McKay.....	LB	Birmingham.....	1965-66-67
W.O. McKay.....	.....	.....	1918
Gabe McKenzie.....	TE/DE	Mobile.....	2006-07-08-09
Duncan McKinney.....	K	Florence, AL.....	2015
Cassanova McKinzy.....	LB	Birmingham.....	2012-13-14-15
James McKinney.....	FS	Sulligent.....	1976-77-78-79
Jim McKinney.....	SB	Birmingham.....	1972-73-74
Tom McKinney.....	DB	Birmingham.....	1946
A.H. McKissick.....	C	South Carolina.....	1892-93-94
Rex McKissick.....	E	Equality.....	1935-36-37-38
Mike McLaughlin.....	FB	Waynesboro, MS.....	2005-06
J. Alan McLennan.....	.....	Clarkston, GA.....	1923
Kevin McLeod.....	FB	Clarkston, GA.....	1995-96-97
Tom McLure.....	QB	Louisville, KY.....	1906-07-08
Royce L. McMahan.....	QB	Magnolia, AR.....	1947
C.E. McMahan.....	.....	.....	1939-40
Bill McManus.....	C	Dalton, GA.....	1969-70-71
Reid McMillion.....	FB	Selma.....	1990-91-92-93
L.E. McMillan.....	HB	Inverness.....	1921
Bill McMurry.....	E	Fairfield.....	1950-51-52
Demetrace McNeal.....	S	College Park, GA.....	2010-11-12
DeMarco McNeil.....	DT	Richland.....	2000-01-02-03
Mike McNeil.....	DB	Mobile.....	2007-08, '10
George McNeill.....	C	Birmingham.....	1925
Marcus McNeill.....	OT	Ellenwood, GA.....	2002-03-04-05
Mike McQuaig.....	LB	Waycross, GA.....	1975-77-78-79
Alex McRee.....	DS	Birmingham.....	1997-98
J.L. McRee.....	E	Montgomery.....	1929
Clyde McSween.....	G	Mobile.....	1951
M.E. Meadows.....	T	Salem.....	1911-12-13
W.T. Meadows.....	.....	.....	1965-66
Pat Meagher.....	HB	Auburn.....	1956-57
Ikeem Means.....	DB	Wetumpka.....	2009-10-11-12
Philip Medlin.....	.....	.....	1962
Bob Meeks.....	C	Evergreen.....	1988-89-90-91
T.J. Meers.....	OL	Atlanta, GA.....	1997-99
Larry Melton.....	DB	Valdosta, GA.....	1994-95-96-97
Ryan Meneely.....	OL	McDonough, GA.....	2016-18
Ray Mercer.....	FB	Moultrie, GA.....	1952
Jason Merchant.....	DE	Citronelle.....	1990-91-92
A.W. Merkle.....	C	Jefferson County.....	1903-04
David Middleton.....	HB	Birmingham.....	1952-53-54
Ron Middleton.....	TE	Atmore.....	1982-83-84-85
David Milford.....	FS	Birmingham.....	1992-93
Andre Miller.....	DE	Meridian, MS.....	1992-93-94-95
Bogue Miller.....	DE	Alex City.....	1964-65
Coynis Miller.....	DL	Decatur.....	2018
Gerald Miller.....	Mgr	Enterprise.....	1982-83-84
H.R. Miller.....	T	Sumerville.....	1931-32-33
Malik Miller.....	RB	Huntsville.....	2017-18
Patrick Miller.....	OL	West Palm Beach FL.....	2012-13-14
Robert Miller.....	E	Cedartown, GA.....	1964-65-66
Thomas B. Miller.....	Mgr	Birmingham.....	1982-83
Ernest Mills.....	T	Columbus, GA.....	1938-39-40
Javor Mills.....	DE	Wilmington, DE.....	2000-01
David Mims.....	HB	Haineville.....	1925
W.D. Mims.....	G	Haleyville.....	1937-38-39
Jonathon Mincy.....	DB	East Atlanta, GA.....	2011-12-13-14
Ray Minor.....	FB	Hamilton.....	1954
Joe Miracle.....	C	Jacksonville, FL.....	1962-63-64
Jason Miska.....	LB	Bridgeport, CT.....	1993-94-95
George Mitcham.....	C	Georgia.....	1896-97-98
Alvin Mitchell.....	LB	Venice, FL.....	1985-86-87-88
Henry G. Mitchell.....	.....	.....	1905

Jack Mitchell.....	HB	Georgia.....	1903
JaViere Mitchell.....	LB	Leeds.....	2013-14-15
Joe Bob Mitchell.....	HB	Alexander City.....	1934-35
Roger Mitchell.....	DB	Eufaula.....	1971-72-73
Sam Mitchell.....	HB	Florence.....	1961
Anthony Mix.....	WR	Bay Minette.....	2002-03-04-05
Deon Mix.....	OL	Batesville, MS.....	2015-16
Wesley Mixon.....	Tnr	Monroeville.....	1989-90
C.E. Molpus.....	T	Mobile.....	1930-31
Derrick Moncrief.....	DB	Prattville.....	2014
Smoke Monday.....	DB	Atlanta, GA.....	2018
Henry Monsees.....	E	Savannah, GA.....	1940
Joe Moon.....	LB	Birmingham.....	1970
Pitt Moon.....	G	Coosa County.....	1901-02-03-04
Adolphus Moore.....	.....	.....	1911
Alan Moore.....	Tnr	Florence.....	1982-83-84-85
Allen Moore.....	HB	Doraville, GA.....	1970
Alton Moore.....	DE	Bay Minette.....	2000-01
Casinous Moore.....	RB	Anniston.....	2000-01
George Moore.....	G	Auburn.....	1946-47-48-49
J. Allen Moore.....	.....	.....	1920
Rayburn Moore.....	G	Atmore.....	1946-47-48-49
Anthony (Gulley) Morgan.....	WR	Brantley.....	2009
Malvern Morgan.....	C	Lanett.....	1937-38-39
M.K. Morris.....	T	Blountsville.....	1933-34-35
Max Morris.....	LG	Blountsville.....	1941
Mike Morris.....	Mgr	Trussville.....	1992
Shan Morris.....	S	Atlanta, GA.....	1985-86-88
Harold Morrow.....	TB	Maplesville.....	1992-93-94-95
Clarence Morton.....	SS	Maplesville.....	1989-90-91-92
Harry Mose.....	TB	Lake Wales, FL.....	1987
Clint Moseley.....	QB	Leroy.....	2011-12
Brandon Mosley.....	OT	Jefferson, GA.....	2010-11
Taylor Mosley.....	P	Jasper.....	2001
Ben Moss.....	.....	.....	1944
Marcellus Mostella.....	OLB	Gadsden.....	1993-94-95-96
Pat Mote.....	DS	Thorsby.....	1984-85
J.W. Motley.....	G	Birmingham.....	1907-08
John Motley.....	.....	.....	1990
Matthew Motley.....	H	Opelika.....	2005-06-07
John L. Moulton.....	E	Lindale, GA.....	1945-47
E. Russell "Slick" Moulton.....	E	.....	1920-21-22
William P. Moulton.....	E	Mobile.....	1926
T.D. Moultry.....	LB	Birmingham.....	2017-18
Otis Mounds.....	TB	Ft. Lauderdale, FL.....	1991-92-93-94
Brent Mueller.....	NT	Fairfax, VA.....	1998
Chad Muilenburg.....	FB	Odessa, FL.....	1989-90-91
Eugene Mulhall.....	T	Chicago, IL.....	1950-51
Gordon Mummert.....	.....	.....	1952-53-54-55
Dexter Murphy.....	DT	LaGrange, GA.....	2000-01-02-03
John Murphy.....	QB	Birmingham.....	1981
Robert Muschamp.....	FB	Rome, GA.....	2016-18
Paul Musgrove.....	Tnr	Mobile.....	1984-85-86
W.T. Musgrove.....	C	Jasper.....	1932-33-34
Jayvaughn Myers.....	DB	Dade City, FL.....	2017
Leon Myers.....	OT	Chickamauga, GA.....	1958-59-60

## N

Sam Nader.....	QB	Shreveport, LA.....	1967
James Nall.....	HB	Birmingham.....	1915-16
George Nalor.....	G	Attalla.....	1945
Peyton Nance.....	OL	Attalla.....	2018
Alvin Nash.....	LB	Besemer.....	1989-90-91
Ricky Neal.....	LB	Daytona, FL.....	1994-95-96-97
T.J. Neal.....	LB	McKeesport, PA.....	2016
Mike Neel.....	LB	Birmingham.....	1970-71-72
Rick Neel.....	S	Birmingham.....	1973-74-75
Richie Nell.....	P	Satsuma.....	1989-90
Roman Nelsen.....	FB	Fairfax, VA.....	1997-98
Edmund Nelson.....	DT	Tampa, FL.....	1978-79-80-81
L.L. Nelson.....	QB	Gadsden.....	1926
Tom Nettelman.....	C	Birmingham.....	1975-76-77
Ted Neura.....	T	Brunswick, OH.....	1952-53-54
Kirk Newell.....	QB	Dadeville.....	1910-11-12
Daquan Newkirk.....	DL	Orlando, FL.....	2018

Douglas Newsome.....	HB	Winter Park, FL.....	1925
Bill Newton.....	LB	Fayette.....	1971-72-73
Bob Newton.....	DT	Fayette.....	1971-72-73
Cam Newton.....	QB	College Park, GA.....	2010
J.B. Newton.....	T	Greenville.....	1930
Bill Nichols.....	RT	Sylacauga.....	1937-38-39
Spencer Nigh.....	FB	Magnolia, TX.....	2016-17-18
Lloyd Nix.....	QB	Kansas.....	1956-57-58
Patrick Nix.....	QB	Rainbow City.....	1992-93-94-95
Paul M. Nix.....	Mgr	Kansas.....	1967-68
Charles Nixon.....	.....	Chattanooga, TN.....	1900
Glen Nixon.....	.....	Tulsa, OK.....	1948-49
Antwoine Nolan.....	CB	Newnan, GA.....	1996-97-98-99
A.S. Noble.....	HB	Tallassee.....	1908-09-10
W.L. Noll.....	HB	Chattanooga, TN.....	1900
Eugene Norman.....	HB	.....	1945
Bryan Northcutt.....	K/H	Ft. Payne.....	1995
Walter Northcutt.....	Mgr	Auburn.....	1978-79-80
Mike Northrup.....	C	Pascagoula, MS.....	1976
Clarence Norton.....	HB	Clayton.....	1948-49
Ben Nowland.....	C	Ponte Vedra, FL.....	1999-00-01-02
Dan Nugent.....	TE	Pompano Beach, FL.....	1972-73-74

## O

Ben Obomanu.....	WR	Selma.....	2002-03-04-05
Richard O-Cain.....	.....	Durant, MS.....	1946
Neil O'Donoghue.....	PK	Dublin, Ireland.....	1975-76
Ralph O'Gwynne.....	HB	Selma.....	1936-37-38
Ron O'Neal.....	FB	Atlanta, GA.....	1981-82
D.D. O'Rourke.....	FB	West Palm Bch., FL.....	1935
Sammy Oates.....	QB	Columbus, GA.....	1970-71
Rudy Odom.....	OL	Mandeville, LA.....	2008
J.B. Oglesby.....	E	Georgia.....	1892-93
Craig Ogletree.....	LB	Barnesville, GA.....	1986-87-88-89
Charles Olatunji.....	WR	Lilburn, GA.....	2008
G.B. Ollinger.....	E	Mobile.....	1923-25
Rodney Ollinger.....	E	Mobile.....	1918-19-20-21
Brian Osborn.....	OT	Plant City, FL.....	1991-92-93-94
Steve Osborne.....	OT	Birmingham.....	1963-64
Dave Ostrowski.....	OT	Peru, IL.....	1973-74-75-76
Jeff Ostrowski.....	OT	Peru, IL.....	1983-84
Dale Overton.....	WR	Hackleburg.....	1988-89-90-91
Joe Overton.....	QB	Greenville, MS.....	1961-62
Hunter Owens.....	QB	Birmingham.....	1944
James Owens.....	FB	Fairfield.....	1970-71-72
LaDarius Owens.....	DE	Besemer.....	2011-12-13-14
Michael Owens.....	RB	Tuscumbia.....	1999-00-01-02
Paul Owens.....	TE	Birmingham.....	1997
Pace Ozmint.....	WR	Glencoe.....	2018

## P

Ken Paduch.....	OT	Hasborough Hts., NJ.....	1957-58
J.M. Page.....	B	Jefferson County.....	1904-05-06
Terry Page.....	FB	Mobile.....	1971
W.G. Page.....	E	Samson.....	1911
Jonathan Palmer.....	OG	Decatur, GA.....	2003-04-05-06
Kenneth Parham.....	QB	Birmingham.....	1984
John Parish.....	Mgr	Atlanta, GA.....	1990
H.Bingham Park.....	E	LaGrange, GA.....	1898
Orlando Parker.....	WR	Montgomery.....	1991-92
Tate Parker.....	Mgr	Macon, GA.....	1989-90-91-92
W.D. Parker.....	QB	Ozark.....	1930-31-32
Cody Parkey.....	K	Jupiter, FL.....	2010-11-12-13
Allan Parks.....	QB	Clackamas, MS.....	1950-51
Jeff Parks.....	TE	Gardendale.....	1982-83-84-85
Keith Parks.....	Mgr	Birmingham.....	1982-83-84-85
Mike Parks.....	Mgr	Auburn.....	1985-86-87-88
John Parrish.....	Mgr	Lawrenceville, GA.....	1992
Andrew Parmer.....	OL	Dalton, GA.....	2009
Woody Parramore.....	DB	Montgomery.....	2010
James Partin.....	QB	Chamblee, GA.....	1963-64
John Pass.....	PK	Collierville, TN.....	1997
Phillip Pate.....	LB	Birmingham.....	2000-01
Rob Pate.....	S	Birmingham.....	1997-98-99-00



# All-Time Lettermen

R.H. Pate.....	FB	Montgomery.....	1930
Haygood Paterson.....	G/E	Montgomery.....	1903-04-05
Haygood Paterson, Jr.....	T	Montgomery.....	1932-34-35
James Paterson.....	E/B	Montgomery.....	1902-03-05
Julius Paterson.....	QB	Montgomery.....	1932-33
Wallace Paterson.....	E	Montgomery.....	1907-08
William Paterson.....	G	Montgomery.....	1899-00
William W. Paterson.....	C	Montgomery.....	1925-26-27
Jim Patton.....	SE	Oneonta.....	1976-77
Edward Peake.....	QB	Pensacola, FL.....	1927-28
James Pearce.....	G	Winfield.....	1920-21-22
Marvin Pearce.....	T	Marion County.....	1896-97
T.H. Pearce.....	G	Clinton.....	1926-27
Gus Pearson.....	E	Birmingham.....	1938-39
Raymond Pelfrey.....	B	Portsmouth, OH.....	1947
Morris Pelham.....	T	Mabilep.....	1898-99-00
Mike Pelton.....	DT	Goshen.....	1991-92-93-94
F.H. Pendergast.....	HB	Birmingham.....	1913-14-15-16
Cencade Pennington.....	RB	Troy.....	1996-97-98-99
George Penton.....	G	Coosa County.....	1905-06-07-08
John Penton.....	G	Coosa County.....	1897
George Peoples.....	FB	Tampa, FL.....	1979-80-81
Mark Pera.....	OL	Memphis, TN.....	2000-01-02-03
Mike Perillard.....	HB	Hollywood, FL.....	1965-66-67
Beauford Perkins.....	DT	Prichard.....	1984
E. Snow Perkins.....	HB	Calhoun County.....	1893
Danny Perry.....	TE/FB	Auburn.....	2005-06-07
Jordyn Peters.....	DB	Muscle Shoals.....	2017-18
S.D. Peterson.....	QB	Chattanooga, TN.....	1922
George Petrie.....			1893
Jimmy Pettus.....	HB	Oxford.....	1958-59-60
Kamryn Pettway.....	FB	Montgomery.....	2015-16-17
Raymond Phagan.....	LB	Thomaston, GA.....	1974-75-76
Jim Pharr.....	C	Fort Payne.....	1942-43-46
Edward Phillips.....	LB	Thomasville.....	1984-85-86-87
Jimmy "Red" Phillips.....	E	Alexander City.....	1955-56-57
Kevin Phillips.....	P	Greenwood, MS.....	2015-16
Ladarious Phillips.....	FB	Roanoke.....	2011
W.E. Phipps.....	HB	Carrollton, GA.....	1931-32-33
F.E. Pickett.....	T	Inverness.....	1912
Bennie Pierce.....	LB	Valdosta, GA.....	1989-90-91-92
Danny Pierce.....	Tnr	Montgomery.....	1988-89-90-91
L.W. Pierce.....	G	Montgomery.....	1902-03
Mike Pina.....	FS	Merritt Island, FL.....	1990-91-92-93
Tom Pinkston.....	TB	Montgomery.....	1982-83
Eddie Pitman.....	Mgr	Atlanta, GA.....	1958-59-60
Richard Pittman.....	C	Dothan.....	1966-67-68
Jim Pitts.....	DE	Northport.....	1973-74-75
John Pitts.....	C	Pittsview.....	1908-09-10
Montavis Pitts.....	CB	Loachapoka.....	2003-04-05
Richard Plagge.....	HB	Columbus, GA.....	1965-66-67
Steve Poitevint.....	FL	Cairo, GA.....	1978-79
Whitney Polson.....	WH	Birmingham.....	1999
Daniel Pond.....	LB	Spanish Fort, AL.....	2015
Jeff Pool.....	Mgr	Summerville, GA.....	1982-83-84-85
Blake Poole.....	DB	Buchanan, GA.....	2013
Hicks Poor.....	WR	Marietta, GA.....	1994-95-96-97
Jerry Popwell.....	C	Birmingham.....	1963-64-65
Jorge Portela.....	PK	Miami, FL.....	1977-78-79
Kevin Porter.....	CB	Warner Robins, GA.....	1984-85-86-87
Steve Posey.....	OT	Andalusia.....	1984
Summie Poss.....	G	Athens, GA.....	1945
Tavarreus Pounds.....	LB	Villa Rica, GA.....	1998-99-00-01
Phillip Poundstone.....	G	Montgomery.....	1946-47
Chip Powell.....	CB	Prattville.....	1984-85-86
Ezell Powell.....	DL	Georgiana.....	1997
Francis Powell.....	G	Langdale.....	1945
Ike Powell.....	LS	Tifton, GA.....	2014-15-16-17
James Powell.....	HB	Dora.....	1955
Ray Powell.....	FL	Birmingham.....	1976-77-78
Tommie Powell.....	FS	Greenville.....	1983-84-85-86
Jerraud Powers.....	DB	Decatur.....	2006-07-08
Greg Pratt.....	FB	Albany, GA.....	1982
Louis Preis.....	HB	Waterproof, LA.....	1956
Gimel President.....	DL	Mt. Pleasant, SC.....	2014-15
Dan Jasper Presley.....	T	Opp.....	1956-57

Ben Preston.....	OT	Eufaula.....	1955-56-57
Gary Price.....	G	Felton, GA.....	1961-62-63
James Price.....	C	Huntsville.....	1960-61-62
Pat Prichard.....	DE	East Lansing, MI.....	1983
H.B. Prim.....	T	Jackson.....	1930-31-32
Damon Primus.....	DT	Detroit, MI.....	1992-93
Jay Prosch.....	FB	Mobile.....	2012-13
E.A. Pruett.....	T	Pine Hill.....	1925-26
Roger Pruett.....	SP	Pisgah.....	1971-72-73
C.A. Pruitt.....	E	Pine Hill.....	1919-22-23-24
Mike Pucillo.....	OG	Brandon, FL.....	1998-99-00-01
Ryan Pugh.....	C	Hoover.....	2007-08-09-10
John Pummer.....			1974
Pete Pummer.....	DT	Montgomery.....	1969-70
John Purifoy.....	HB	Montgomery.....	1895
Jimmy Putnam.....	OG	Birmingham.....	1960-61
Jim Pyburn.....	E	Birmingham.....	1953-54
Spencer Pybus.....	LB	Dothan.....	2008
Ralph Pyburn.....	E	Birmingham.....	1946-48-49

## Q

Tyler Queen.....	QB	Kennesaw, GA.....	2016
------------------	----	-------------------	------

## R

Harris Rabren.....	LB	Andalusia.....	1976-78-79
J.M. Rainer.....		Union Springs.....	1918
Mark Rainer.....	T	Bellamy.....	1942
Danny Raines.....	QB	Woodbridge, VA.....	1991
Chaz Ramsey.....	OL	Madison, MS.....	2007
Eric Ramsey.....	CB	Homewood.....	1987-88-89-90
Jamoga Ramsey.....	WR	Delray Beach, FL.....	2004
Jerry Randall.....	C	Besemer.....	1982
Don Randolph.....	E	Gordo.....	1966
Jay Ratliff.....	DE/DT	Valdosta, GA.....	2001-02-03-04
David Rawson.....	FB	Pensacola, FL.....	1962-63
Larry Rawson.....	FB	Pensacola, FL.....	1961-62-63
Lamar Rawson.....	RB	Pensacola, FL.....	1957-58-59
Melvin Ray.....	WR	Cairo, GA.....	2012-13-14-15
W.M. Ray.....	G	Alexander City.....	1921-22
Frank Reagan.....	C	Delta.....	1920-21
Troy Reddick.....	OL	Albany, GA.....	2002-03-04-05
S.A. Redding.....	T	Georgia.....	1893-94
Anthony Redmon.....	OT	Brewton.....	1990-91-92-93
Eric Reebals.....	LB	Homewood.....	1993-94-95
Brandon Reed.....	DB	Mobile.....	1999
Perry Reed.....	CB	Guin.....	1987
Trovon Reed.....	WR	Thibodaux, LA.....	2011-12-13-14
John Reese.....	FB	Pensacola, FL.....	1923
Quinton Reese.....	LB	Birmingham.....	1996-97-98-99
Bishop Reeves.....	C	Auburn.....	1978-79-80-82
Carver Reeves.....	TE	Auburn.....	1981
Frank Reeves.....	C	Hogansville, GA.....	1954-55-56
Walter Reeves.....	TE	Eufaula.....	1985-86-87-88
Craig Remington.....	SE	Nashville, TN.....	1984
George Revington.....	FB	Chattanooga, TN.....	1916-17
Bill Reynolds.....	Mgr	Enterprise.....	1982-83-84-85
James A. Reynolds.....	FB	Manchester, GA.....	1940-41-42
Jimmy Reynolds.....	FB	Rossville, GA.....	1957-58-59
O-Neal Reynolds.....	PK	Lafayette.....	1976
Walker Reynolds.....	HB	Anniston.....	1907-08-09
Robert Rhed.....	G	McComb, MS.....	1950
Bob Rhodes.....	DE	Columbus, GA.....	1976-77-78
Ken Rice.....	OT	Bainbridge, GA.....	1958-59-60
Logan Rice.....	WR	Rome, GA.....	2015-16
Virgil Preston Rice.....	Mgr	Birmingham.....	1941
Ashton Richardson.....	LB	New Orleans, LA.....	2009-10-11-12
Tony Richardson.....	FB	Daleville.....	1990-91-92-93
Jimmy Ricketts.....	C	Grove Hill.....	1956-57-58
Jake Ricks.....	DT	Muscle Shoals.....	2006-07-08-09
Obie Riddle.....		Goodwater.....	1907-08
Dave Ridgeway.....	QB	Jackson, MS.....	1950-51
Darryl Riggins.....	CB	Ft. Pierce, FL.....	1993-94-95-96
Quentin Riggins.....	LB	Montgomery.....	1986-87-88-89

Robert Rigsby.....	Mgr	Evergreen.....	1966-67
Frank Riley.....	B	Greenville.....	1956
John Riley.....	SP	Abbeville.....	1967-68-69
Marshall Riley.....	DT	Swansea, SC.....	1977-78-79-80
Scott Riley.....	DE	Birmingham.....	1980-81-82
Victor Riley.....	OT	Swansea, SC.....	1994-95-96-97
Chase Ritter.....	LB	Wetumpka.....	2016-17
Sam Rives.....	H	Pelham.....	2004
Franklin Carlisle Rivings.....			1899
Mark Robbins.....	WR	Homewood.....	1976-77-78-79
Ronnie Robbs.....	FB	Chattanooga, TN.....	1957-58
Greg Robert.....	OT	Columbus, MS.....	1968-69
Stephen Roberts.....	DB	Opelika.....	2014-15-16-17
J.P. Robertson.....	B	Fayette.....	1918
Robby Robinett.....	TE	Columbus, MS.....	1969-70-71
Abe Robinson.....	C	Lawrenceville, GA.....	1925
Brian Robinson.....	SS	Ft. Lauderdale, FL.....	1992-93-94
Carey Robinson.....	C	Waverly.....	1914-15-16-17
Clifton Robinson.....	WR	Naples, FL.....	1997-98-99-00
Danny Robinson.....	CB	Atlanta, GA.....	1983
Derrick Robinson.....	LB	Denham Springs, LA.....	1993-94
Gerald Robinson.....	DE	Notasulga.....	1982-83-84-85
Greg Robinson.....	OL	Thibodaux, LA.....	2012-13
Henry Robinson.....	C	Brooklyn.....	1911-12-13-14
John Robinson.....	Tnr	Birmingham.....	1982-83-84
Jonathan Robinson.....	CB	Villa Rica, GA.....	1983-84-85
Jovon Robinson.....	RB	Memphis, TN.....	2015
M. Ardath Robinson.....		Cullman.....	1949
Rusty Robinson.....	Tnr	Monroeville.....	1986-87-88
Tommy Robinson.....	Mgr	Pell City.....	1991-92-93
Travaris Robinson.....	DB	Miami, FL.....	1999-00-01-02
Todd Rock.....	Tnr	Forest Park, GA.....	1986-87-88
David Rocker.....	DT	Atlanta, GA.....	1987-88-89-90
Tracy Rocker.....	DT	Atlanta, GA.....	1985-86-87-88
Prechae Rodriguez.....	WR	Tampa, FL.....	2005-06-07
Jim Roe.....	OT	Mauldin, SC.....	93-94-95-96
Carlos Rogers.....	DB	Augusta, GA.....	2001-02-03-04
Dennis Rogers.....	DE	Birmingham.....	1978-79-80
Don Rogers.....	T	Birmingham.....	1952
Foreman Rogers.....			
George Rogers.....	T	Birmingham.....	1953-54
Hugh Rogers.....	T	Langdale.....	1934-35-36
Jacob Rogers.....	DB	Goodwater.....	2018
Lamar Rogers.....	DT	Opp.....	1987-88-89-90
R.C. Rogers.....	G	Brewton.....	1918-19-20
Robert W. Rogers.....	T	Gadsden.....	1962
Stephen Rogers.....	Tnr	Jackson, MS.....	1988-89-90
Tres Rogers.....	G	Montgomery.....	1971
W.A. Rogers.....	DB		1931-32-33
Benji Roland.....	NG	Eastman, GA.....	1985-86-87-88
Ray Rollins.....	DE	Moultrie, GA.....	1976-77-78-79
James Roscoe.....	DE	Ft. Lauderdale, FL.....	1995
Charles Rose.....	DB	Leeds.....	1992-94-95-96
Courtney Rose.....	S	Town Creek.....	1997-98-99-00
George Rose.....	HB	Brunswick, GA.....	1961-62-63
Jimmy Rose.....	G	Florence.....	1942-46
Jonathan Rose.....	DB	Leeds.....	2011
Mark Rose.....	DE	Venice, FL.....	1986-87-88-89
Junior Rosegreen.....	S	Ft. Lauderdale, FL.....	2001-02-03-04
Darrell Roseman.....	OL	Dunedin, FL.....	2009
John Ross.....	HMGr	Tuskegee.....	1956-57
Ronnie Ross.....	TE	Tuscaloosa.....	1968-69-70
Steven Ross.....	OG	Nashville, TN.....	2002-03-05
Herbert Roton.....	T	Montgomery.....	1935-36
Shannon Roubique.....	C	Denham Spgs., LA.....	1992-93-94-95
Joe Rowe.....	OT	Montgomery.....	1981
Lynn Rowe.....	Tnr	Haleyville.....	1983-84-85
Lemarcus Rowell.....	LB	Opelika.....	2002
Todd Rubley.....	QB	Davenport, IA.....	1981
Nick Ruffin.....	DB	Duluth, GA.....	2014-15-16-17
Bo Russell.....	T	Birmingham.....	1936-37-38
Dontavious Russell.....	DL	Carrollton, GA.....	2015-16-17-18
Ersline Russell.....	E	Birmingham.....	1946-47-48-49
Tony Russell.....	WR	Birmingham.....	1989-90-91-92
William Russell.....		Selma.....	1924
Pete Ruzicka.....	SS	Cranberry Twp., PA.....	2004-05-06



# All-Time Lettermen

## S

Claude Saia..... HB	Birmingham.....	1952-53	Jamien Sherwood..... DB	Jensen Beach, FL.....	2018	Tre Smith..... TB	Venice, FL.....	2002-03-05-06
Ed Saidla..... Tnr	Auburn.....	1982	Michael Sherwood..... DB	Riverdale, GA.....	2015-16	Vance Smith..... TE	Pace, FL.....	2008
Herman Salter..... FB/T	Hueytown.....	1924-25	Jacob Shirey..... LB	Ft. Payne.....	2008	Whit Smith..... LB	Cordele, GA.....	1998-99-00
Steve Samelson..... Tnr	Orlando, FL.....	1984-85-86-87	John Shirey.....	.....	1920-21-22	Zac Smith..... QB	Birmingham.....	1902-03
James D. Samford..... G	Montgomery.....	1917	Mike Shirey..... C	Ft. Payne.....	1980	Zeke Smith..... G	Uniontown.....	1957-58-59
James H. Samford..... E	Montgomery.....	1939-40-41	Merrill Shirley..... DB	Elba.....	1967-68-69	W.T. Snapp.....	.....	1923
Jim Samford..... DT	Albany, GA.....	1967-68	Robert Shiver..... LS	Thomasville, GA.....	2006-07-08	Les Snead..... TE	Eufaula.....	1993
Yetta Samford..... E	Montgomery.....	1915-16	Shaun Shivers..... RB	Ft. Lauderdale, FL.....	2018	Denvard Snell..... T	Dothan.....	1944-45-46-48
Prince Micheal Sammons..... OL	Blanchester, OH/Nigeria.....	2017-18	Josh Shockley..... LB	McDonough, GA.....	2015-16-17	Ralph M. Snider.....	.....	1918-19
A.D. Sample..... T	Somerville.....	1914-15-16	Ryan Shoemaker..... P	Birmingham.....	2007, '10	Snitz Snider.....	.....	1926-27
Ronald Samuel..... DT	Columbus, GA.....	2001	David Short..... Mgr	Birmingham.....	1970	Terry Solomon..... LB	Cairo, GA.....	1992-93-95-96
Francis Sanda..... Mgr	Mobile.....	1961-62	Tom Shotts..... E	Bexar.....	1925-26-27	Paul South..... Mgr	.....	1977-78-79
Bill Sanders..... Tnr	.....	1976-77-78-79	Mike Shows..... SE	Chickasaw.....	1967-68	Mayo Sowell..... LB	Birmingham.....	2001-02-03-04
Craig Sanders..... DE	Clio.....	2010-11-12-13	Blake Shrader..... SS	Stevenson.....	2005-06-07	Danny Speigner..... OT	Montgomery.....	1969-70-71
Daryl Sanders..... DL	Roanoke.....	1995	Rob Shuler..... OT	Atlanta, GA.....	1982-83-84-85	Jimmy Speigner..... OG	Montgomery.....	1968-69-70
Frank Sanders..... WR	Ft. Lauderdale, FL.....	1991-92-93-94	Brian Shulman..... P	Brentwood, TN.....	1986-87-88	Dudley Spence..... QB	McComb, MS.....	1951-52
Gabe Sanders..... DS	Opp.....	1999	Jimmy Sidle..... QB	Birmingham.....	1962-63-64	Jackie Spencer..... HB	Montgomery.....	1959
Ricky Sanders..... LB	Oneonta.....	1974-75	Devaunte Sigler..... DL	Mobile.....	2011	John C. Spencer.....	Tampa, FL.....	1942
Ronnie Sanders..... Mgr	Fort Payne.....	1996-97	Arnold Silverberg..... T	Jacksonville, FL.....	1944	Scott Spencer..... Mgr	Vernon.....	1985-86
Gerald Sansom..... DE	Fairfield.....	1954-55-56	Johnny Simmons..... S	Childersburg.....	1970-71-72	Takeo Spikes..... LB	Sandersville, GA.....	1995-96-97
Danny Sanspre..... DE	Atmore.....	1970-71-72	Kendall Simmons..... OL	Ripley, MS.....	1997-98-00-01	Leslie Spinks..... E	Thomasville.....	1923-24-25
H.O. Sargent..... G	Jasper.....	1896	Michael S. Simmons..... E	New Brunswick, NJ.....	1956-57-58	Pete Spinks..... T	Thomasville.....	1926-27-28
Erich Sauerbrey..... E	Macon, GA.....	1950-51	Stanford Simmons..... FS	Ashland.....	1999-00-01	Rob Spivey..... TE	Ft. Walton, FL.....	1973-74-75
Rudward Sauls..... DE	Macon, GA.....	1968-69	Howard Simpson..... E	Marietta, GA.....	1961-62-63	E. Scott Sprague..... Mgr	Birmingham.....	1937
Aairon Savage..... DB	Albany, GA.....	2006-07, '10	Jess Simpson..... TE	Marietta, GA.....	1990-91	Joseph Miles Sprague.....	Ensley.....	1941
Morris Savage..... OG	Dora.....	1957-58	Donald Sims..... Mgr	Talladega.....	1981	Alex Spurlin..... SS	Opp.....	1985-86
Sidney Scarborough..... QB	Atlanta, GA.....	1934-35-36	Pat Sims..... DT	Ft. Lauderdale, FL.....	2006-07	Ed Spurlin..... LB	Opp.....	1985
Robert Scarbrough..... FB	Troy.....	1952-53-54-55	Arryn Sipposs..... P	Melbourne, Australia.....	2018	Scott Stacey..... DE	Prattville.....	1994-95
Carl Schlich..... T	Mobile.....	1928-29	Jim Sirmans..... LB	Tifton, GA.....	1972-73	Ron Stallworth..... DT	Pensacola, FL.....	1985-86-87-88
Dick Schmalz..... SE	Birmingham.....	1969-70-71	John Sistrunk..... RB	Cottonwood.....	1976	Travante Stallworth..... WR	Leesville.....	2009-11-12
William Schuler..... E	Birmingham.....	1941	Pelham Sitz..... RB	.....	1937-38	Steve Staland..... DT	Valdosta, GA.....	1973-74-75
Anthony Schwartz..... WR	Pembroke Pines, FL.....	2018	W.C. Sitz..... T	Gadsden.....	1922-23-24	Frankie Stankunas..... S	Live Oak, FL.....	1988-89-90-91
Jack Schwieger..... TE	Chicago, IL.....	1998-99	James Sivell..... G	ChIPLEY, GA.....	1935-36-37	Royden K. Stanley..... B	Chambers County.....	1906
Charles Scott..... HB	Bessemer.....	1920-21-22-23	Benny Sivley..... DT	Blountsville.....	1971-72-73	Greg Staples..... S	Atmore.....	1986-87-88
Robert Scott..... WR	Winter Haven, FL.....	1992-94	Emmitt Sizemore.....	.....	1917-18-20	John Steadham..... QB	Auburn.....	1910
Stan Sealy..... Mgr	Blakely, GA.....	1988-89	Henry Skeggs.....	.....	1898-99	George Steed..... T	Sunny South.....	1913-14-15
Stacy Searels..... OT	Trion, GA.....	1984-85-86-87	Mike Skelton..... OT	Tuscaloosa.....	1976-77	Andy Steele..... OG	Birmingham.....	1972-73-74
Chris Sears..... OG	Cullman.....	1990	Danny Skutack..... LB	Opeleka.....	1978-79-80-81	George Stephenson..... OG	Hartselle.....	1978-79-80
Colin Sears..... OG	Russellville.....	1998-99-00	Jim Skuthan..... OT	Leesburg.....	1978-79-80	Craig Stevens..... LB	Tallahassee, FL.....	2007-08-09-10
Kevin Sears..... LB	Russellville.....	2003-04-05-06	Reggie Slack..... QB	Milton, FL.....	1986-87-88-89	Tony Stevens..... WR	Orlando, FL.....	2013-14-15-16
Jason Seehafer..... Mgr	Oxford.....	1989-90	Chlad Slade..... OL	Moody.....	2011-12-13-14	Carl Stewart..... RB	Alcoa, TN.....	2004-05-06-07
Robert Seibert.....	Lancaster, IL.....	1946	Mike Slade..... DB	Tallahassee, FL.....	2008-09	Curtis Stewart..... TB	Montgomery.....	1985-87
Rob Selby..... OT	Birmingham.....	1987-88-89-90	Chris Slaughter..... WR	Fort Valley, GA.....	2007-08	Daniel Stewart..... T	Birmingham.....	1947-48-49
Geddes Self..... G	Lewisburg.....	1923-24-25	Jake Slaughter..... LB/FB	Brentwood, TN.....	2002-03-04-05	Jack Stewart..... B	Anniston.....	1930-31-32
Clyde Sellers.....	.....	1927	Darius Slayton..... WR	Norcross, GA.....	2016-17-18	John Stewart..... FB	Riceboro, GA.....	1990
Gilbert Sellers..... LB	Ramer.....	1978-79-80	Jonathan Sledge..... FB	Birmingham.....	1995	Joseph Stewart..... HB	Montgomery.....	1934-36
Kim Sellers..... LB	Montgomery.....	1974-75-76-77	John Slone.....	.....	1919	W.A. Stickney..... FB	Anniston.....	1916
Lee Marke Sellers..... TE	Brewton.....	1985-86-87-88	Brent Slusher..... TE	Pineville, KY.....	2008	Andy Stidfole..... WR	Birmingham.....	1988-89
Mel Sellers..... Tnr	Opp.....	1983-87	Harley Smalley..... B	Birmingham.....	1945	Jarrett Stidham..... QB	Stephenville, TX.....	2017-18
Scott Selman..... P	Summerville, GA.....	1983	A. Champion Smith.....	.....	1926	Burt Stiles..... G	Birmingham.....	1917
Cary Senn..... HB	Auburn.....	1930-31-32	Alex Smith..... TB	College Park, GA.....	1989-90-91-92	Randy Stokes..... OG	Tallassee.....	1982-83-84-85
John Sewell..... Tnr	Bremen, GA.....	1986-87-88-89	Braden Smith..... OL	Olathe, KS.....	2014-15-16-17	William Bee Stokes..... E	Marion County.....	1895-96-97
Leo Sexton..... DE	Atlanta, GA.....	1957-58-59	Brian Smith..... DE	Opeleka.....	1985-86-87-88	Gordon Stone..... DB	Pine Apple.....	1985
Tom Shackelford..... FB	.....	1931-32	C.E. Smith..... E	Montgomery.....	1938	David Storey..... Mgr	Ozark.....	1971-72-73
J.G. Shackelford.....	.....	1930	Clarke Smith..... LS	Leeds.....	2018	Ron Storey..... FB	Ozark.....	1967-68-69
Chandler Shakespeare..... RB	Oxford.....	2013	Doug Smith..... DT	Bayboro, NC.....	1982-83	Tyler Stovall..... H	Hokes Bluff.....	2014-15-16-17
R.G. Shanks.....	.....	1894	E.R. Smith.....	.....	1929	Eli Stove..... WR	Niceville, FL.....	2016-17
E. Shannon.....	.....	1928	Eric Smith..... RB	Seffner, FL.....	2008-09-10	Tim Stowers..... OL	Huntsville.....	1977-78
Ian Shannon..... K/P	Marietta, GA.....	2016-17-18	Fred Smith..... CB	Eufaula.....	1991-92-94	Jimmy Strain..... C	Fairfield.....	1954-55-56
Bailey Sharp..... OL	Marietta, GA.....	2016-17-18	Freddie Smith..... LB	Athens.....	1976-77-78-79	Bradley Streit..... FB	Birmingham.....	1909-10
Mark Sharpe..... TE	Wetumpka.....	1996-97	George W. Smith..... Mgr	Sheffield.....	1930	G.W. Streit..... T	Birmingham.....	1904-05
Jimmy Shaw..... Mgr	Montgomery.....	1985-86-87-88	Greg Smith..... TE	Auburn.....	2000	Ben Strickland..... C	Auburn.....	1973-74-75
Joe Shaw..... DE	Birmingham.....	1975-76-77	Hal Smith..... WR	Gadsden.....	1976	Bobby Strickland..... LB	Grand Bay.....	1968-69-70
Shawn Shaw..... LB	Pearson, GA.....	1998	Harry Smith.....	.....	1894-95	Paul Strickland..... Tnr	Vestavia.....	1988
Richard Shea..... DT	Birmingham.....	1988-89-90-91	Henry Smith.....	.....	1913	Raymond Stringer..... T	Highland Home.....	1945
David Shelby..... FB	Birmingham.....	1971	Jason Smith..... WR/DB	Mobile.....	2015-16-17	Jim Bob Striplin..... QB	Hartford.....	1998
Alton Shell..... HB	Georgiana.....	1954-55	John Smith..... DT	Florence.....	1975-76-77	Alex Strong..... FB	Macon, GA.....	1988-89
Chris Shelling..... SS	Columbus, GA.....	1991-92-93-94	Mark Smith..... DE	Vicksburg, MS.....	1995-96	Francis Stubbs..... HB	Douglas.....	1918-19-20
John Samuel Shenker..... TE	Albany, GA.....	2018	Mike Smith..... DB	Memphis.....	1989	Doug Suell..... T	Birmingham.....	1967
F.L. Sheridan.....	.....	1924	Nate Smith..... DT	Cairo, GA.....	1994-95-96-97	John Sullen..... OL	Auburn.....	2009-10-11-12
E.C. Sherling.....	.....	1918-19-20-21	Osmo Smith..... E	Chattanooga, TN.....	1936-37-38	Joe Sullivan..... QB	Birmingham.....	1980-81
W.G. Sherling.....	.....	1910-11-12	Robert Smith..... QB	Atlanta, GA.....	1986-87	Josh Sullivan..... QB	Little Rock, AR.....	2003
Sam Sherrod..... DB	Birmingham.....	2017-18	Roderigues Smith..... WR	Snellville, GA.....	2005-06-07-08	Pat Sullivan..... QB	Birmingham.....	1969-70-71
			Ryan Smith..... DB	Cordova.....	2010-11-12-13	Patrick Sullivan..... QB	Birmingham.....	1993-94
			Sammy Smith..... TB	Dothan.....	1968-69	Johnny Sumner..... LB	Cottonton.....	1973-74
			Scott Smith..... Tnr	Lineville.....	1981-82-83-84	Manning Sumner..... LB	Birmingham.....	1998

# All-Time Lettermen

Shannon Suttle..... DE LaFayette, GA .....1994-95-96-97  
 Mickey Sutton..... HB Mobile.....1962-63-64  
 Ricky Sutton..... DE Tucker, GA .....1989-90-91-92  
 Anthony Swain..... LB Gadsden..... 2013-14  
 Maurice Swain Jr..... DL LaGrange, GA..... 2015-16  
 Keenan Sweeney..... FB Snellville, GA.....2016-17  
 Henry Sweet..... B Bessemer.....2012  
 James Swinton..... WR Tucker, GA .....2006-07-08

## T

Marion Talley..... FB Decatur.....1931-32-33  
 Ben Tamburello..... C Birmingham.....1983-84-85-86  
 Reid Tankersley..... TE Wetumpka..... 1998-00  
 Joe Tanory..... B Birmingham.....1970-71-72  
 Andre Tarrance..... FB Jacksonville, FL .....1991  
 Ben Tate..... RB Newark, MD .....2006-07-08-09  
 Walter Tate..... DT Decatur..... 1989-90  
 Patrick Tatum..... P Sylva.....2007  
 Roy Tatum..... T Flomaton.....1965-66-67  
 Bill Taylor..... LS Northport.....2018  
 Brandon Taylor..... OT Olive Branch, MS..... 1998  
 Chris Taylor..... FS Webb.....1983  
 Courtney Taylor..... WR Carrollton.....2003-04-05-06  
 Doug Taylor..... DB Opelika.....1981  
 E. Taylor..... HB Phenix City..... 1929-30  
 Greg Taylor..... WR Opelika.....1987-88-89-90  
 Jason Taylor..... OG Mobile.....1992-93-94-95  
 Larry Taylor..... DT Ft. Lauderdale, FL .....1971-72  
 Marlon Taylor..... CB Smiths Station .....1996-97  
 Marshall Taylor..... DB Cordele, GA .....2016  
 Nathan Taylor..... WR .....2011  
 Ryan Taylor..... LB Dublin, GA .....1995-96-97-98  
 Sean Taylor..... LB Brooklyn, NY.....1994  
 Steve Taylor..... C Atlanta, GA .....1972-73  
 Rick Telhiard..... DT Mobile.....1973-74-75  
 Paul Terry..... OT Decatur.....1954-55-56  
 F.J. Thagard..... T Butler County.....1907  
 Steve Thaxton..... Mgr Jacksonville, FL .....1964-65-66  
 Robenson Therezie..... LB Miami, FL.....2011-12-13-14  
 J.H. Thigpen..... G .....1912-13-14-15  
 Alex Thomas..... SS Dothan.....1988-89-90-91  
 Ben Thomas..... DT Ashburn, GA .....1981-82-83-84  
 Charles Thomas..... QB Douglasville, GA .....1978-79-80-81  
 Daniel Thomas..... DB Montgomery.....2016-17-18  
 Dontarrious Thomas... LB Perry, GA .....2000-01-02-03  
 Frank Thomas..... TE Columbus, GA.....1986  
 J. Thomas..... T Montgomery.....1940-41-42  
 Jackson Thomas..... LB Birmingham.....2016  
 Leonard Thomas..... OG Columbus, GA.....1993-94-95-96  
 Liron Thomas..... DB Plant City, FL.....1995  
 Pat Thomas..... DE Mobile.....1983-84-85  
 Roc Thomas..... RB Oxford.....2014-15  
 W.D. Thomason..... C Auburn.....1923  
 Christian Thompson... DB Ft. Lauderdale, FL .....2008  
 Foy Thompson..... G Camden, SC.....1950-51-52  
 Greg Thompson..... C Enterprise.....1990-91-92-93  
 Jim Thompson..... C Enterprise.....1985-86-87-88  
 Josh Thompson..... NG Statesboro, GA .....2004-05-06-07  
 Larry Thompson..... OT Tarrant.....1971  
 Carlos Thornton..... LB Holy Trinity.....1991-92-93  
 Jack Thornton..... DT Washington, GA .....1963-64-65  
 Marshall Thomton..... RB Jonesboro, GA .....2002  
 Neiko Thorpe..... DB Tucker, GA .....2008-09-10-11  
 William Thorpe..... G Aiken, SC .....1937-38-39  
 Tre' Threat..... LB Mobile.....2016-17  
 Demetrius Threatt..... FB Alabaster.....1983-84  
 Robenson Therezie..... DB Miami, FL.....2011  
 Joe Tiburzi..... T Chester, PA .....1950-51  
 Reynolds Tichenor..... QB Atlanta, GA .....1894-95-96  
 Don Tidwell..... OG Caleia.....1970  
 Travis Tidwell..... QB/HB Birmingham.....1946-47-48-49  
 Don E. Tillery..... HB Phenix City.....1945  
 Allen Tillman..... QB Newton, MS.....2000-01  
 Lawyer Tillman..... WR Mobile.....1985-86-87-88  
 Lawyer Tillman..... RB Lacey, WA.....2015

Tim Tillman..... OG Theodore.....1990-91  
 Jackson Timmerman... OL Rehobeth.....2008  
 Jay Timmerman..... Tnr Tallassee.....1978-79  
 Don Timmons..... RB Montgomery.....2000-01  
 Craig Tindle..... Mgr Auburn.....1986-87-88  
 John Tipper..... HB Carbon Hill.....1934-35-36  
 Chris Todd..... QB Elizabethtown, KY .....2008-09  
 C.J. Tolbert..... RB Dadeville.....2017-18  
 Cameron Toney..... OLB Huntsville.....2015-16  
 Clifford Toney..... DB Huntsville.....1977-78-79-80  
 Sheldon Toomer..... HB Auburn.....1892  
 Reggie Torbor..... DE Baton Rouge, LA.....2000-01-02-03  
 Jeremy Toungett..... OT Olive Branch, MS.....1998-99-00  
 Patrick Trahan..... LB New Orleans, LA.....2006  
 Raymond Trammell..... B Comer.....1924  
 R.R. Trapani..... E Savannah, GA .....1944  
 U.L. Trapani..... T Savannah, GA .....1942  
 John Trapp..... HB Tupelo, MS.....1917-18-19  
 Jamar Travis..... DL Brewton.....2009-10-11-12  
 Tommy Traylor..... QB Montgomery.....1968-69-70  
 Adlai Trone..... DB Trussville.....1998-99  
 Charlie Trotman..... QB Montgomery.....1977-78-79  
 John Trotman..... C Troy.....1944-45  
 Marvin Trott..... C Montgomery.....1975-76-77  
 Tommy Trott..... TE Montgomery.....2006-07-08-09  
 Barrett Trotter..... QB Birmingham.....2010-11  
 Austin Troxell..... OL Huntsville.....2018  
 Rich Trucks..... OL Hoover.....2001-02-04  
 Tyrone Truesdell..... DL Augusta, GA .....2017-18  
 Stanton Truitt..... WR Atlanta, GA .....2015-16  
 Howell Tubbs..... QB Birmingham.....1954-55-56  
 Tucker Tuberville..... QB Auburn.....2015  
 Marvin Tucker..... B Linden.....1965-66-67  
 William Tucker..... QB Birmingham.....1949-50  
 C.H. Turk..... B Marion.....1924  
 Andrew Turman..... FB Hoover.....2006  
 Bill Turnbeaugh..... T Tucumcari, NM.....1951-52  
 Brent Turner..... DS Titus.....1995-96-97-98  
 Paul Turner..... FB Anniston.....1924-25-26  
 Raymond Turner..... T Vernon.....1927  
 Steve Turner..... Mgr Birmingham.....1977-78-79  
 Tracy Turner..... OG Chatom.....1982-83-84  
 Christian Tutt..... DB Thomson, GA.....2018  
 Greg Tutt..... DB Rome, GA .....1980-81-82  
 F.E. Tuxworth..... QB Lafayette.....1925-26-28

## U

Keith Uecker..... OG Hollywood, FL.....1978-79-81  
 Trent Ulrich..... SS St. Petersburg, FL.....1986  
 Andy Underwood..... LB Huntsville.....1986  
 Harry Unger..... FB Fayette.....1970-71  
 C.J. Uzomah..... WR/TE Suwanee, GA .....2011-12-13-14

## V

Chris Vacarella..... QB/WR Birmingham.....1973-74-75-76  
 Johnny Valentine..... OG Melbourne, FL.....1968-69-70  
 George Vallone..... OT Deltona, FL.....2004  
 Anthony VanDeusen..... DE Licking, MO.....1997-98  
 Bill Van Dyke..... G Atlanta, GA .....1962-63-64  
 Mack VanGorder..... DB Gainesville, GA .....2014  
 Jack Van Yperen..... DB Ridgewood, NJ .....1970  
 James Vann..... B Henry County.....1895-96-97  
 John Vaughn..... K Brentwood, TN .....2003-04-05-06  
 Ted Varano..... T Media, PA .....1949-50  
 B.W. Vaughn..... Mgr Dothan.....1926  
 Terry Vaughn..... Dauphin Island.....1958  
 Willis Venable..... G Birmingham.....1904-05  
 Jonathan Vickers..... DB Athens.....2006-07-08  
 David Vinson..... DE Red Bay.....1983  
 Neal Vinson..... DE Slocomb.....1985  
 Matt Vogler..... QB Tampa, FL.....1988  
 Jacob vonEschenbach... DL Enterprise.....2018  
 Jim Von Wyl..... K Akron, OH .....1989-90-91

## W

Bill Waddail..... E Elba.....1946-47-48  
 Zach Wade..... LS Bremen, GA .....2016  
 Troy Wagnon..... 1977  
 Bucky Waid..... E Springville.....1962-63-64  
 Bobby Walden..... QB Bainbridge, GA .....1985  
 Gary Walker..... DT Lavonia, GA .....1993-94  
 Gary Walker..... DL Toccoa, GA .....2016-17-18  
 Gene Walker..... LB Columbus, GA .....1969-70-71  
 J.D. Walker..... WR Powder Springs, GA .....1994  
 Marion Walker..... QB Newbern.....1937-38  
 Rashaud Walker..... DB Decatur, GA .....1999-00-01-02  
 Ricardo Walker..... DT Darlington, SC .....1993  
 Sullivan Walker..... HB Montgomery.....1973  
 Terry Walker..... HB Ashburn, GA .....1984  
 Joe Walkins..... WR Ft. Lauderdale, FL .....2001  
 Hindman Wall..... DE Birmingham.....1957  
 Cooper Wallace..... TE Nashville, TN.....2002-03-04-05  
 Dennis Wallace..... S Carrollton, GA .....1987-88-89-90  
 Ernest Wallace..... OT Gadsden.....1990-91-92  
 James Wallace..... OG Gadsden.....1982  
 Jonathan Wallace. QB/WR Phenix City.....2012-13-14-15  
 Steve Wallace..... OT Atlanta, GA .....1982-83-84-85  
 Johnny Wallis..... HB Birmingham.....1948-49-50  
 Randy Walls..... QB Brundidge.....1972-73  
 Brian Walsh..... DL Winter Springs, FL .....2014  
 David Walsh..... Tnr Bluff City, TN.....1984  
 James Walsh..... FB Philadelphia, PA .....1954-55-56  
 Bobby Walton..... DT Ft. Walton, FL .....1963-64-65  
 Prince Tega Wanogho... OL Montgomery/Nigeria .....2016-17-18  
 Glen Ward..... S Fayetteville, GA .....1974-75  
 Harry Ward..... FB Montgomery.....1973-74  
 Luke Ward..... QB Bessemer.....1927  
 Richard Ward..... Birmingham.....1962-63-64  
 Will Ward..... C Prattville.....2004  
 Brad Ware..... S Powder Springs, GA .....1996-97-98  
 Reggie Ware..... FB Huntsville.....1984-85-86-87  
 Robert Ware..... Jefferson County .....1905-06-07  
 C.C. Warren..... T Coal City.....1918-19-20  
 Ernie Warren..... G Marietta, GA .....1962-63-64  
 Frank Warren..... OT Birmingham.....1977-78-79-80  
 James Warren..... OT Valdosta, GA .....1954-56-57  
 Jimmie Warren..... CB Birmingham.....1982-83-85  
 Ordell Warren..... E Marion.....1953  
 Haywood Warrick..... OG Dothan.....1957-58-59  
 Caleb Warrington..... C Dover, DE .....1944  
 Bobby Wasden..... DE Greenville.....1957-58-59  
 Shayne Wasden..... WR Selma.....1988-89-90  
 Demond Washington... DB Tallassee.....2009-10  
 Marcus Washington... LB Auburn.....1996-97-98-99  
 Pat Washington..... QB Mobile.....1983-84-85  
 James Watkins..... B Columbus.....1944  
 Johnnie Watwood..... E Birmingham.....1926  
 Bobby Weaver..... E Talladega.....1947-48  
 Donald Webb..... DB Scottsboro.....1967-68-69  
 James Webb..... HB Lee County.....1902-03  
 Judson Webb..... G Anniston.....1901  
 Jeff Weekley..... OT Columbus, GA .....1955-56-57  
 Warren Weeks..... Mgr Geneva.....1982-83  
 Eddie Welch..... DE Columbus, GA .....1970-71-72  
 Michael C. Welch..... E Atlanta, GA .....1957  
 Mike Welch..... G Atlanta, GA .....1932-33-34  
 Josh Weldon..... DE Cordele, GA .....1998-99-00  
 Jeremy Wells..... DS Mobile.....2000-01-02-03  
 George Wendling..... HB Birmingham.....1939-40  
 Thomas Wert..... G Morgan County.....1898  
 Homer Wesley..... C/T Gadsden.....1950  
 Ed West..... TE Leighton.....1980-81-82-83  
 Herschel West..... E Key.....1933  
 Willis West..... E Piedmont.....1944  
 Cleve Wester..... T Albany, GA .....1956-57-58  
 Christian Westerman... OL Chandler, AZ.....2012  
 Ricky Westbrook..... LB Piedmont.....1979-80  
 Freddy Weygand..... SE Gadsden.....1984-85-87-88  
 Hancie Whatley..... E Opelika.....1937

# All-Time Lettermen

John Whatley.....DE	Eufaula.....	1957
Wade Whatley.....QB	Tuskegee.....	1972-73
George Wheeler.....E	Madison County.....	1897-98
Jack Whigham.....Mgr	Opp.....	1982-86
Jawara White.....LB	Troy.....	2011
Jeffrey Whitaker.....DT	Warner Robins, GA.....	2010-11-12-14
Brandon White.....WR	Birmingham.....	1998-99
H.T. White.....B	Colbert County.....	1907
Marcus White.....DT	Theodore.....	2000-01
Parker White.....	Troy.....	1952-53-55
Ryan White.....DB	Tallahassee, FL.....	2010-11-12-13
Sean White.....QB	Boca Raton, FL.....	2015-16
Stan White.....QB	Birmingham.....	1990-91-92-93
Jermaine Whitehead....DB	Greenwood, MS.....	2011-12-13-14
Willie Whitehead.....DE	Tuskegee.....	1991-92-93-94
JaTarvious Whitlow....RB	LaFayette.....	2018
Joe Whitt.....WR	Auburn.....	1998-99
John Wiley.....CB/S	Opelika.....	1987-88-89-90
Jonathan Wilhite.....CB	Monroe, LA.....	2005-06-07
Don Wilkes.....HB	Gainesville, FL.....	1945
Herman Wilkes.....OG	Swainsboro, GA.....	1962
Mark Wilkinson.....Mgr	.....	1971-72-73
Ron Wilkinson.....Tnr	Tupelo, MS.....	1988-89-90-91
D.V. Willett.....LE	Tallahassee, FL.....	1948-49-50
Darryl Wilks.....LB	Phenix City.....	1979-80-81
Andrew Williams.....RB	Sunflower.....	2014
Andrew Williams.....DL	McDonough, GA.....	2015-16-17-18
Antarrious Williams....LB	Columbus, GA.....	2002-03-04-05
Carnell Williams.....TB	Attalla.....	2001-02-03-04
Chette Williams.....LB	Douglasville, GA.....	1983-84
Darrell Williams.....TB	Prichard.....	1989-90-91
Darrell Williams.....LB	Hoover.....	2015-16-17-18
David Williams.....LB	Pensacola, FL.....	1972-73-74
D'haquille Williams....WR	LaPlace, LA.....	2014
E.E. Williams.....HB	Chattanooga, TN.....	1923-24-25
George Williams.....QB	Tuscumbia.....	1931-32-33
Gerald Williams.....DT	Valley.....	1982-83-84-85
Gerald Williams.....CB	Columbus, GA.....	2003-04
H.D. Williams.....E	Andalusia.....	1935-36
Homer Williams.....FB	Greensboro.....	1949-50-51
Jack Williams.....C	Lianerch, PA.....	1940-41
James R. Williams.....	.....	1946-47
Jamie Williams.....DB	Union Springs.....	1993-94
Kyle Williams.....Mgr	Bessemer.....	1983-84-85-86
Marvin Williams.....DT	Evergreen.....	1977-78-79-80
Quency Williams.....DE	Douglasville, GA.....	1980-81-82-83
Ray Williams.....C	Birmingham.....	1946-47
Rusty Williams.....RB	Moncks Corner, SC.....	1996-97-98-99
Ryan Williams.....DB	Mobile.....	2007
Seth Williams.....WR	Cottontdale.....	2018
Travis Williams.....LB	Columbia, SC.....	2002-03-04-05
Tre' Williams.....LB	Mobile.....	2014-15-16-17
Tyrece Williams.....DB	Moss Point, MS.....	1995-96-97
William Williams.....HB	Georgia.....	1894-95-96
Larry Willingham.....DB	Birmingham.....	1968-69-70
Chester Willis.....FB	Gainesville, GA.....	1979-80
Horace Willis.....DB	Mabelton, GA.....	2001-02
James Willis.....LB	Huntsville.....	1990-91-92
Malik Willis.....QB	Atlanta, GA.....	2017-18
Marcel Willis.....WR	Jacksonville, FL.....	1999-00-01-02
Will Willis.....E	Pensacola, FL.....	1897
Bill Wilson.....OT	Birmingham.....	1946
Bobby Wilson.....TB	Pensacola, FL.....	1966-67-68
Chris Wilson.....SP	Gainesville, FL.....	1972-73-74
David Wilson.....G	Jefferson County.....	1892
Jerry Wilson.....E	Birmingham.....	1956-57-58
John Wesley Wilson.....T	Goodwater.....	1929
Jon Wilson.....DE	Haleyville.....	1988-89-90-91
Robert L. Wilson.....HB	Pensacola, FL.....	1966-67-68
Steve Wilson.....LB	Huntsville.....	1970-72
Steve Wilson.....OG	Montgomery.....	1984-85
William Wilson.....T	Fairfield.....	1959-60-61
Thomas Wingo.....QB	Birmingham.....	1911
Derek Winter.....WR	Tampa, FL.....	2008-09-10
Warren Wise.....G	Clayton.....	1939-40
Jay Wisner.....WR	Bozeman, MT.....	2009-11

George Wolff.....T	St. Louis, MO.....	1937-38-39
John Woller.....	.....	1977-78-79
Billy Wood.....SE	Birmingham.....	1975
Charles Wood.....DE	Heflin.....	1976-77-78-80
Hunter Wood.....TE	Spanish Fort.....	2014
Richard Wood.....QB	Laneta.....	1958-59
Tim Wood.....LB	Polk.....	1978-80
William C. Wood.....G	Wetumpka.....	1930-31-32
William T. Wood.....G	Montgomery.....	1923-24
Woody Woodall.....QB	Atlanta, GA.....	1961-62-63
Bobby Woodruff.....LB	Lowndesboro.....	1969
Charles W. Woodruff....E	Jefferson County.....	1906-07-08
Bailey Woods.....TE	Marietta, GA.....	2009
Chris Woods.....SE	Birmingham, MS.....	1980-81-82-83
Dave Woodward.....OT	Cedartown, GA.....	1959-60-61
Chandler Wooten.....LB	Acworth, GA.....	2017-18
Reggie Worthy.....WR	Gadsden.....	1997-99-00
Joe Wozniak.....T	Shenandoah, PA.....	1944
Edward Wren.....FB	Talladega.....	1915-16
A.Z. Wright.....FB	Lee County.....	1893-94
Alexander Wright.....WR	Albany, GA.....	1986-87-88-89
Dennis Wright.....CB	Lauderdale Lks., FL.....	1989-90-91
Gabe Wright.....DL	Columbus, GA.....	2011-12-13-14
G.H. Wright.....Mgr	Auburn.....	1949
E.L. Wynn.....T	Ashland.....	1921-22

## Y

F.R. Yarbrough, Jr.....	.....	1929
F.R. Yarbrough, Sr.....E	Georgia.....	1898-99-00
Ron Yarbrough.....LB	Columbus, GA.....	1967-68-69
Ted Yarbrough.....TB	Blakely, GA.....	1992
Bruce Yates.....DT	El Paso, TX.....	1963-64-65
Gusty Yearout.....LB	Birmingham.....	1965-66-67
Tommy Yearout.....OG	Birmingham.....	1969-70-71
W.T. Yearout.....FB	Dyersburg, TN.....	1940
James A. York.....T	Dale County.....	1907
Philip Yost.....K	Auburn.....	2001-02-03-04
Avery Young.....OL	Palm Beach Gardens, FL.....	2013-14-15
Donnay Young.....FS	College Park, GA.....	2001-02-03-04
Larry Young.....LB	Lakeland, FL.....	1989-90
Leo Young.....HB	.....	1929
Patrick Young.....TE	Trussville.....	2014

## Z

Terrell Zachery.....WR	Wadley.....	2008-09-10
Justin Zapp.....Mgr	Brentwood, TN.....	1992
Nathan Zapp.....Mgr	Brentwood, TN.....	1989-90-92
Lee Ziemba.....OL	Rogers, AR.....	2007-08-09-10
Jeremy Zills.....P	Town Creek.....	1996-97-98
Greg Zipp.....OL	Union City, TN.....	1979-80-81
Mickey Zofko.....HB	Melbourne, FL.....	1968-69-70

*Research on lettermen's hometowns and positions compiled by former Auburn Media Relations student assistant Chris Bell.*

# All-Time Lettermen by Hometown

## ALABAMA (1,302)

### ABBEVILLE (3)

Dave Edwards.....TE..... 1959-60-61  
Mike Helms.....E..... 1962-63-64  
John Riley.....SP..... 1967-68-69

### ADAMSVILLE (1)

Don McCay.....LB..... 1965-66-67

### ALABASTER (7)

Tony Bell.....S.....2004  
Luvell Bivins.....DB.....1985  
Brad Everett.....OL..... 1977-78-79-80  
Barry Hocutt.....Mgr..... 1979-80-81-82  
Arthur Johnson.....SS..... 1983-84-85-86  
Brandon King.....DB.....2013-14  
Demetrius Threatt.....FB.....1983-84

### ALBERTVILLE (1)

John Goodwin.....T..... 1915-16

### ALEXANDER CITY (13)

Gabe Barrett.....DB.....2009  
Eric Brock.....S..... 2004-05-06-07  
Eltoro Freeman.....LB..... 2009-10-11  
Michael Goggans.....DE..... 2007-08-09-10  
Marquies Gunn.....DE..... 2003-04-05-06  
Larry Hill.....OG..... 1969-70-71  
Butch Jacobs.....Mgr..... 1996-97  
Steve King.....Tnr..... 1988-89  
Jack Lambert.....G..... 1948-49  
Bogue Miller.....DE..... 1964-65  
Joe Bob Mitchell.....HB..... 1934-35  
Jimmy "Red" Phillips.....E..... 1955-56-57  
W.M. Ray.....G..... 1921-22

### ALTOONA (1)

Jim Brooks.....G..... 1949

### ANDALUSIA (6)

Joe Cope.....C..... 2004-05-06  
Charles A. Little.....FB..... 1951-52-53  
Harrison McCraw.....LB..... 1966  
Steve Posey.....OT..... 1984  
Harris Rabren.....LB..... 1976-78-79  
H.D. Williams.....E..... 1935-36

### ANNISTON (12)

Rusty Baker.....Tnr..... 1986-87  
T.W. Coleman.....1921  
Getty Fairchild.....C..... 1938-39  
Kevin Greene.....DE..... 1983-84  
Victor Hall.....TE..... 1989-90-91  
Mike Hicks.....S..... 1981-82  
William McCain.....DT..... 1992  
Casinius Moore.....RB..... 2000-01  
Walker Reynolds.....HB..... 1907-08-09  
Jack Stewart.....B..... 1930-31-32  
W.A. Stickney.....FB..... 1916  
Paul Turner.....FB..... 1924-25-26  
Judson Webb.....G..... 1901

### ASHLAND (2)

Stanford Simmons.....FS..... 1999-00-01  
E.L. Wynn.....T..... 1921-22

### ATALLA (1)

Ronny Bellew.....LB..... 1980-81-82

### ATHENS (6)

Adolph Cosby.....FB..... 1979-81  
Sean Davidson.....WR..... 1992-93  
W.P. Grisham.....G..... 1920-24  
Bert McGuffey.....DE..... 1975-76  
Freddie Smith.....LB..... 1976-77-78-79  
Jonathan Vickers.....DB..... 2006-07-08

### ATMORE (5)

Max Harrison.....E..... 1937  
Ron Middleton.....TE..... 1982-83-84-85  
Rayburn Moore.....G..... 1946-47-48-49  
Danny Sanspree.....DE..... 1970-71-72  
Greg Staples.....S..... 1986-87-88

### ATTALLA (4)

Chester Cline.....G..... 1948-49  
George Nalor.....G..... 1945  
Petyton Nance.....OL..... 2018  
Carnell Williams.....TB..... 2001-02-03-04

### AUBURN (50)

Robert Beaird.....HB..... 1964-65-66  
Paul Bidez.....FB..... 1912-13-14-15  
T.H. Bonner.....T..... 1918-19-20  
Abb Chrietzburg.....C..... 1938-39-40  
Wm. D. Chrietzburg.....C..... 1931-32-33  
Bill Clay.....Mgr..... 1973-74-75-76  
David Cobb.....Mgr..... 1986  
Joe Davis.....K..... 1951-52-53  
Rhett Davis.....SE..... 1972-73  
Ross Dean.....B..... 1935  
Henry DeBardleben.....G..... 1892  
Jep Dennis.....Mgr..... 1951  
J.M Earnest.....G..... 1926  
Rick Freeman.....DB..... 1951-52-53-54  
Charles Grubb.....HB..... 1944-45-46-47  
Jeremy Hand.....WR..... 1995-96-97  
C.L. Hare.....B..... 1892  
F.W. Hare.....1898  
Dick Hayley.....TE..... 76-77-78  
E.C. Haynie.....E..... 1903  
Frank Jenkins.....1964-65-66  
Skip Johnston.....P..... 1977-78-79  
Richard Kearley.....HB..... 1910-11-12-13  
A.D. Knapp.....E..... 1922-23  
Sage Ledbetter.....K..... 2017-18  
Mac Lorendo.....OT..... 1970-71-72  
Win Lyle.....PK..... 1987-88-89  
J.P. Major.....FB..... 1910-11-12  
C.H. McGehee.....E..... 1939-40  
Pat Meagher.....HB..... 1956-57  
George Moore.....G..... 1946-47-48-49  
Walter Northcutt.....Mgr..... 1978-79-80  
Mike Parks.....Mgr..... 1985-86-87-88  
Danny Perry.....TE/FB..... 2005-06-07  
Bishop Reeves.....C..... 1978-79-80-82  
Carver Reeves.....TE..... 1981  
Ed Saidla.....Tnr..... 1982  
Cary Senn.....HB..... 1930-31-32  
Greg Smith.....TE..... 2000  
John Steadham.....QB..... 1910  
Ben Strickland.....C..... 1973-74-75  
John Sullen.....OL..... 2009-10-11-12  
W.D. Thomason.....C..... 1923  
Craig Tindle.....Mgr..... 1986-87-88  
Sheldon Toomer.....HB..... 1892  
Tucker Tuberville.....QB..... 2015  
Marcus Washington.....LB..... 1996-97-98-99  
Joe Whitt.....WR..... 1998-99  
G.H. Wright.....Mgr..... 1949  
Philip Yost.....K..... 2001-02-03-04

### BARBOUR COUNTY (3)

William Feagin.....1892-1893  
Robert Foy.....E..... 1891-92-93  
Dan Martin.....G..... 1898-99-00-01

### BAY MINETTE (5)

Rusty Byrd.....SE..... 1976-77-78-79  
Steve Christenberry.....DB..... 1983  
Chuck Fletcher.....OT..... 1946  
Anthony Mix.....WR..... 2002-03-04-05  
Alton Moore.....DE..... 2000-01

### BAYOU LA BATRE (2)

Ed Graham.....TB..... 1982-83-84  
Brandon Johnson.....FB..... 2000-01-02-03

### BEATRICE (1)

H.C. Address.....G..... 1926-27

### BELLAMY (1)

Mark Rainer.....T..... 1942

### BESSEMER (27)

Johnny Adams.....HB..... 1953-54-55  
Don Blackerby.....FB..... 1950  
Guy Bruce.....C..... 1950-51-52  
A.G. Canzoneri.....E..... 1942-43  
Jay Casey.....OG..... 1970-71-72  
L.C. Garner.....E..... 1944  
John Granger.....HB..... 1925  
W.G. Granger.....FB..... 1927-28-29  
C.D. Harkins.....C..... 1928-29-30  
E.M. Harkins.....G..... 1920-21-22-23  
W.A. Hodges.....QB..... 1925-26-27  
Eugene Honeycutt.....HB..... 1925  
Milton V. Howell.....RG..... 1937-38-39  
Roy Hunter.....S..... 1987-88-89-90  
Bo Jackson.....HB..... 1982-83-84-85  
William Kemp.....E..... 1932-33  
William Kilpatrick.....G..... 1951-52  
Pat King.....Mgr.....  
Tommy Lorino.....RB..... 1956-57-58  
Reese McCall.....TE..... 1975-76-77  
Alvin Nash.....LB..... 1989-90-91  
LaDarius Owens.....DE..... 2011-12-13-14  
Jerry Randall.....C..... 1982  
Charles Scott.....HB..... 1920-21-22-23  
Henry Sweet.....B..... 1924  
Luke Ward.....QB..... 1927  
Kyle Williams.....Mgr..... 1983-84-85-86

### BEXAR (1)

Tom Shotts.....E..... 1925-26-27

### BIG COVE (1)

Johnathan "Rudy" FordDB/RB..... 2013-14-15-16

### BIRMINGHAM (218)

John Adcock.....T..... 1947-48-49  
Percy Alford.....HB..... 1950-52  
Nick Ardillo.....RG..... 1940-41  
David Ariail.....E..... 1931-32-33  
Danny Arnold.....DB..... 1974-76-77  
Robert Arthur.....T..... 1930  
Brian Atkins.....WR..... 1979-80  
George Atkins.....G..... 1952-53-54  
Scott Austin.....DT..... 1986-87  
Milton Bagby.....C..... 1936  
Lance Bailey.....Tnr..... 1982-83-84-85  
Thomas S. Banks.....G..... 1948-49  
Tom Banks.....C..... 1968-69  
Norman Barrington.....E..... 1940-44  
Billy D. Barton.....E..... 1941-42  
Coker Barton.....C..... 1947-48-49

S.R. Batson.....G..... 1905-06-07-08  
Clyde Baumgartner.....QB..... 1974-75-76  
Duncan Benton.....1948-49  
Phillip Benton.....Mgr..... 1934  
Pete Berryman.....TE..... 2016-17  
Robert F. Blake.....HB..... 1934-36  
Bill Braswell.....T..... 1964-65-66  
Alvin Bresler.....WB..... 1969-70  
Sam Brown.....WR..... 2011  
Bill Burbank.....QB..... 1955  
Ron Burchfield.....DS..... 1989-90  
Bill Burgess.....FB..... 1962  
Ken Burks.....FB..... 1973-74-75  
Howard Burns.....C..... 1939  
Robert V. Burns.....FB..... 1938  
Mike Burrow.....OT..... 1976-77-78  
James Callaway, Jr.....1939  
Brock Campbell.....DB..... 2017  
Gregg Carr.....LB..... 1981-82-83-84  
John Carter.....G..... 1921  
Howard Chappelle.....E..... 1929  
Sean Clarke.....FS..... 1993  
Hal Clemmer.....LB..... 1987-88-89  
Jimmy Clemmer.....S..... 1987-88  
Leon Cochran.....QB..... 1945-46-47  
Jason Cook.....DB..... 1998  
William Cook.....1946  
Vic Costellos.....RG..... 1941-42  
Kurt Crain.....LB..... 1986-87  
T.R. Crane.....QB..... 1923-25  
Theodore Cremer.....LE..... 1940  
Cole Cubelic.....C..... 1997-98-99-00  
John Cubelic.....WR..... 2009  
John Paul Crane.....HB..... 1977  
John Dailey.....DE..... 1982-83-84  
Karlos Dansby.....LB..... 2001-02-03  
Chris Davis.....CB..... 2010-11-12-13  
John E. Davis, Jr.....QB..... 1937-38  
John Elliot Davis.....QB..... 1923  
Dan Dickerson.....DT..... 1979-80-81  
Mitch Downey.....WB..... 1974  
Don Downs.....DE..... 1960-61-62  
Alex Dudchok.....DT..... 1983-84-85  
Ed Duncan.....G..... 1951-52-53  
Harold B. Dupuy.....G..... 1944-45  
Tom Edwards.....E..... 1950  
Ben Efrid.....WR..... 1993  
Scott Elam.....FB..... 1969-70-71  
Jerry Elliott.....DE..... 1951-54-55-56  
Bruce Evans.....SB..... 1972-73-74  
Nathan Farrow.....OL..... 2006  
Sonny Ferguson.....LB..... 1967-68-69  
J.F. Ferrell.....G..... 1941-42  
Josh French.....DB..... 2018  
Joe Friddle.....Mgr..... 1968-69  
Rusty Fuller.....FB..... 1972-73  
James Fullington.....HB..... 1952  
Harris Gaston.....LB..... 2010  
Mike Gates.....WB..... 1972-73-74  
Thomas Gossom.....SE..... 1972-73-74  
Chris Gray.....OT..... 1989-90-91-92  
Johnny Green.....DB..... 1979-80  
Clarence Grimmert.....LE..... 1941-42  
Bill Haas.....OG..... 1960-61  
Phillip Hall.....OL..... 1978-79-80  
Rick Harbuck.....FB..... 1974-75  
Alan Hardin.....DB..... 1976-77-78  
Henry Hardy.....Mgr..... 1973-74-75  
Vincent Harris.....FB..... 1986-87-88  
Everett Harwell.....E..... 1944  
Tim Hawthorne.....WR..... 2007-08  
Lee Hayley.....E..... 1951-52  
Charlie Haynesworth.....FB..... 1937-38-39  
Walter Heath.....FB..... 1936-37  
McCay Hewlett.....HB..... 1946



# All-Time Lettermen by Hometown

Lance Hill .....SB..... 1974-75-76  
 Smokey Hodge..... LB..... 1986-87-88  
 Bucky Howard..... T..... 1966-67-68  
 L.E. Hughes..... G..... 1911-12-13  
 Jim Ingle..... E..... 1963  
 Russell Inman..... HB..... 1947-48-49  
 Don Irvin..... C..... 1960-61  
 Clay Jackson..... FB..... 1920-21  
 James Jeffers..... HB..... 1949  
 Anthony Jones..... DT..... 1975-76-77  
 Frank E. Jones..... T..... 1949  
 David Jordan..... OG..... 1980-81-82-83  
 Robert C. Jordan..... HB..... 1951-52  
 Charles L. Justo..... E..... 1950  
 Gary Kelley..... DE..... 1984-85-86  
 Tim Lacey..... Mgr..... 1972-73-74  
 Charles Langner..... FB..... 1948-49-50  
 David Langner..... DB..... 1971-72-73  
 Pat LaRock..... LB..... 1975  
 Frank LaRussa..... OG..... 1956-57-58  
 Ramon Luster..... DT..... 1992-93  
 Robert Malone..... B..... 1911  
 Phillip Martin..... OG..... 1967-68  
 Andrew McCain..... OL..... 2005-07-08-09  
 J.H. McClurkin..... E..... 1940-41-42  
 Sam P. McClurkin..... E..... 1945-46  
 F.G. McCollum..... T..... 1931-32-33  
 C.L. McCoy..... HB..... 1907-08-09-10  
 Sam McCroskey..... G..... 1934-35-36  
 James McDaniel..... QB..... 1944-45-46-47  
 John McGeever..... FB..... 1959-60-61  
 Don McKay..... LB..... 1965-66-67  
 Jim McKinney..... SB..... 1972-73-74  
 Tom McKinney..... DB..... 1946  
 Cassanova McKinzy..... LB..... 2012-13-14-15  
 George McNeill..... C..... 1925  
 Alex McRee..... DS..... 1997-98  
 David Middleton..... HB..... 1952-53-54  
 David Milford..... FS..... 1992-93  
 Thomas B. Miller..... Mgr..... 1982-83  
 Joe Moon..... LB..... 1970  
 J.W. Motley..... G..... 1907-08  
 T.D. Moultry..... LB..... 2017-18  
 John Murphy..... QB..... 1981  
 James Nall..... HB..... 1915-16  
 Mike Neel..... LB..... 1970-71-72  
 Rick Neel..... S..... 1973-74-75  
 Tom Nettleman..... C..... 1975-76-77  
 Steve Osborne..... OT..... 1963-64  
 Hunter Owens..... QB..... 1944  
 Paul Owens..... TE..... 1997  
 Kenneth Parham..... QB..... 1984  
 Keith Parks..... Mgr..... 1982-83-84-85  
 Phillip Pate..... LB..... 2000-01  
 Rob Pate..... S..... 1997-98-99-00  
 Gus Pearson..... E..... 1938-39  
 F.H. Pendergast..... HB..... 1913-14-15-16  
 Whitney Polson..... WH..... 1999  
 Jerry Popwell..... C..... 1963-64-65  
 Ray Powell..... FL..... 1976-77-78  
 Jimmy Putnam..... OG..... 1960-61  
 Jim Pyburn..... E..... 1953-54  
 Ralph Pyburn..... E..... 1946-48-49  
 Quinton Reese..... LB..... 1996-97-98-99  
 Virgil Preston Rice..... Mgr..... 1941  
 Scott Riley..... DE..... 1980-81-82  
 John Robinson..... Tnr..... 1982-83-84  
 Dennis Rogers..... DE..... 1978-79-80  
 Don Rogers..... T..... 1952  
 George Rogers..... T..... 1953-54  
 Bo Russell..... T..... 1936-37-38  
 Erskine Russell..... E..... 1946-47-48-49  
 Tony Russell..... WR..... 1989-90-91-92  
 Claude Saia..... HB..... 1952-53  
 Dick Schmalz..... SE..... 1969-70-71

William Schuler..... E..... 1941  
 Rob Selby..... OT..... 1987-88-89-90  
 Joe Shaw..... DE..... 1975-76-77  
 Richard Shea..... DT..... 1988-89-90-91  
 David Shelby..... FB..... 1971  
 Sam Sherrod..... DB..... 2017-18  
 Ryan Shoemaker..... P..... 2007, '10  
 David Short..... Mgr..... 1970  
 Jimmy Sidle..... QB..... 1962-63-64  
 Jonathan Sledge..... FB..... 1995  
 Harley Smalley..... B..... 1945  
 Zac Smith..... QB..... 1902-03  
 Mayo Sowell..... LB..... 2001-02-03-04  
 E. Scott Sprague..... Mgr..... 1937  
 Ryan Steele..... OG..... 1972-73-74  
 Daniel Stewart..... T..... 1947-48-49  
 Andy Stidfole..... WR..... 1988-89  
 Burt Stiles..... G..... 1917  
 Bradley Streit..... FB..... 1909-10  
 G.W. Streit..... T..... 1904-05  
 Doug Suell..... T..... 1967  
 Joe Sullivan..... QB..... 1980-81  
 Pat Sullivan..... QB..... 1969-70-71  
 Patrick Sullivan..... QB..... 1993-94  
 Manning Sumner..... LB..... 1998  
 Ben Tamburello..... C..... 1983-84-85-86  
 Joe Tanory..... T..... 1970-71-72  
 Jackson Thomas..... LB..... 2016  
 Travis Tidwell..... QB/HB..... 1946-47-48-49  
 Barrett Trotter..... QB..... 2010-11  
 Howell Tubbs..... QB..... 1954-55-56  
 William Tucker..... QB..... 1949-50  
 Steve Turner..... Mgr..... 1977-78-79  
 Chris Vacarella..... QB/WR..... 1973-74-75-76  
 Willis Venable..... G..... 1904-05  
 Hindman Wall..... DE..... 1957  
 Johnny Wallis..... HB..... 1948-49-50  
 Richard Ward..... DT..... 1962-63-64  
 Frank Warren..... OT..... 1977-78-79-80  
 Jimmie Warren..... CB..... 1982-83-85  
 Johnnie Watwood..... E..... 1926  
 George Wendling..... HB..... 1939-40  
 Brandon White..... WR..... 1998-99  
 Stan White..... QB..... 1990-91-92-93  
 Ray Williams..... C..... 1946-47  
 Larry Willingham..... DB..... 1968-69-70  
 Bill Wilson..... OT..... 1946  
 Jerry Wilson..... E..... 1956-57-58  
 Thomas Wingo..... QB..... 1911  
 Billy Wood..... SE..... 1975  
 Chris Woods..... SE..... 1980-81-82-83  
 Gusty Yearout..... LB..... 1965-66-67  
 Tommy Yearout..... OG..... 1969-70-71

**BLOUNTSVILLE (6)**  
 H.J. Carter..... T..... 1926-27-28  
 J.E. Carter..... G..... 1927  
 James Cosper..... QB..... 1927  
 M.K. Morris..... T..... 1933-34-35  
 Max Morris..... LG..... 1941  
 Benny Sivley..... DT..... 1971-72-73

**BRANTLEY (1)**  
 Anthony (Gulley) Morgan .. WR..... 2009

**BREWTON (10)**  
 Dowe Aughtman..... NG..... 1979-81-82-83  
 Doug Bell..... DB..... 1991-92  
 Jared Cooper..... OL..... 2008-09-10-11  
 Greg Gillis..... SP..... 1974  
 M.H. Hagood, Jr..... FB..... 1924  
 Frank Jones..... G..... 1904-05  
 Anthony Redmon..... OT..... 1990-91-92-93  
 R.C. Rogers..... G..... 1918-19-20  
 Lee Mark Sellers..... TE..... 1985-86-87-88

Jamar Travis..... DL..... 2009-10-11-12

**BROOKLYN (1)**  
 Henry Robinson..... C..... 1911-12-13-14

**BRUNSDIDGE (3)**  
 Fred Baxter..... TE..... 1990-91-92  
 Alex Bowden..... QB..... 1965  
 Randy Walls..... QB..... 1972-73

**BUFFALO (2)**  
 Harvey Edge..... 1922  
 Charlie Finney..... HB..... 1941-42

**BULLOCK COUNTY (2)**  
 J.B. Hobby..... 1897  
 Homer Cogdell..... FB..... 1908-09-10-11

**BUTLER (2)**  
 Merrill Johnson..... LB..... 2005-06-07-08  
 Jim LeNoir..... E..... 1938-39-40

**BUTLER COUNTY (1)**  
 F.J. Thagard..... T..... 1907

**CALEIA (1)**  
 Don Tidwell..... OG..... 1970

**CALHOUN COUNTY (3)**  
 E.W. Bullard..... HB..... 1897-98  
 T.G. Bush..... QB..... 1898  
 E. Snow Perkins..... HB..... 1893

**CAMDEN (2)**  
 Chris Browder..... DE..... 2004-05-06  
 Frank McIntosh..... QB..... 1988-89-90

**CARBON HILL (2)**  
 Bill Cunningham..... S..... 1975-76  
 John Tipper..... HB..... 1934-35-36

**CARROLTON (1)**  
 Courtney Taylor..... WR..... 2003-04-05-06

**CEDAR BLUFF (1)**  
 James Bouchillon..... E..... 1965-66-67

**CENTRE (3)**  
 Brad Johnson..... OG..... 1986-87-88-89  
 Mark Johnson..... FS..... 1990-91-92-93  
 Shane Keasler..... OG..... 1990-91-92

**CHAMBERS COUNTY (2)**  
 John Denson..... 1905  
 Royden K. Stanley..... B..... 1906

**CHATOM (1)**  
 Tracy Turner..... OG..... 1982-83-84

**CHICKASAW (1)**  
 Mike Shows..... SE..... 1967-68

**CHILDERSBURG (4)**  
 Lee Carpenter..... DB..... 1972-73  
 Winkey Giddens..... T..... 1960-61-62  
 Barry Lee..... Mgr..... 1984-85  
 Johnny Simmons..... S..... 1970-71-72

**CITRONELLE (1)**  
 Jason Merchant..... DE..... 1990-91-92

**CLAIRMONT SPRINGS (1)**  
 Hubert Jackson..... 1924

**CLANTON (1)**  
 Derrick Lykes..... DL..... 2009

**CLAYTON (2)**  
 Clarence Norton..... HB..... 1948-49  
 Warren Wise..... G..... 1939-40

**CLINTON (1)**  
 T.H. Pearce..... G..... 1926-27

**CLIO (1)**  
 Craig Sanders..... DE..... 2010-11-12-13

**COAL CITY (1)**  
 C.C. Warren..... T..... 1918-19-20

**COFFEEVILLE (1)**  
 T.J. Dunigan..... C..... 1996-97

**COHORT (1)**  
 W.H. Gwin..... C..... 1900

**COLBERT COUNTY (1)**  
 H.T. White..... B..... 1907

**COLLIRENE (1)**  
 David M. Lyon..... B..... 1942

**COLUMBIANA (1)**  
 Spencer Harris..... OL..... 2000

**COLUMBUS (2)**  
 Eugene Castellow..... 1944  
 James Watkins..... B..... 1944

**COMER (1)**  
 Raymond Trammell..... B..... 1924

**COOSA COUNTY (3)**  
 Pitt Moon..... G..... 1901-02-03-04  
 George Penton..... G..... 1905-06-07-08  
 John Penton..... G..... 1897

**CORDOVA (1)**  
 Ryan Smith..... DB..... 2010-11-12-13

**CORONA (1)**  
 John Kirkwood..... HB..... 1919-20-21

**COTTONDALE (1)**  
 Seth Williams..... WR..... 2018

**COTTONTON (1)**  
 Johnny Sumner..... LB..... 1973-74

**COTTONWOOD (1)**  
 John Sistrunk..... RB..... 1976

**COURTLAND (1)**  
 Asa Martin..... RB..... 2018

**CRENSHAW (1)**  
 George Dickey..... G..... 1897

**CROSSVILLE (1)**  
 John Cochran..... LB..... 1963-64-65

**CULLMAN (3)**  
 Porter Callahan..... FB..... 1927-28-29  
 M. Ardath Robinson..... 1949  
 Chris Sears..... OG..... 1990

**DADEVILLE (4)**  
 Rodney Crayton..... CB..... 1996-98-99-00  
 Steve Davis..... S..... 1996-97

# All-Time Lettermen by Hometown

Kirk Newell.....QB.....1910-11-12  
C.J. Tolbert.....RB.....2017-18

## DALE COUNTY (1)

James A. York.....T.....1907

## DALEVILLE (3)

Derrick Dorn.....TE.....1992-93  
James Kiger.....C.....1995-96  
Tony Richardson.....FB.....1990-91-92-93

## DANVILLE (2)

Howell Long.....G.....1927-28-29  
S.R. Long.....G.....1924-25-26

## DAPHNE (1)

Matt DeValk.....TE.....1993

## DAUPHIN ISLAND (1)

Terry Vaughn.....1958

## DECATUR (14)

Tim Baker.....OG.....1955-56-57  
Tyler Carter.....DL.....2016-17  
Rich Chenault.....OG.....1976-77  
Austin Dupper.....DB.....2016  
Paul Entrekin.....DB.....1974-75  
Robert Freeman.....QB.....1951-52-53-54  
Bobby Golden.....HB.....1949-50-51  
Morgan Hull.....K.....2008-09  
Don Lewis.....S.....1963-64-65  
Coynis Miller.....DL.....2018  
Jerraud Powers.....DB.....2006-07-08  
Marion Talley.....FB.....1931-32-33  
Walter Tate.....DT.....1989-90  
Paul Terry.....OT.....1954-55-56

## DELTA (1)

Frank Reagan.....C.....1920-21

## DEMOPOLIS (2)

Ken Alvis.....S.....1994  
Eddy Jackson.....FB.....1956-57

## DORA (4)

Gary Dorsey.....WR.....1987-88  
C.B. Martin.....T.....1913-14  
James Powell.....HB.....1955  
Morris Savage.....OG.....1957-58

## DOTHAN (16)

Gill W. Blackshear.....E.....1917  
Teapot Brown.....FB.....1988-89-90-91  
Sandy Cannon.....WR.....1971-72  
Jackie Creel.....HB.....1951  
Brent Gilbert.....OG.....1986  
Russell Grant.....E.....1930-31-32  
Gabe Gross.....QB.....1998  
Fred Holman.....T.....1935-36-37  
Richard Pittman.....C.....1966-67-68  
Spencer Pybus.....LB.....2008  
Sammy Smith.....TB.....1968-69  
Denvard Snell.....T.....1944-45-46-48  
Alex Thomas.....SS.....1988-89-90-91  
B.W. Vaughn.....Mgr.....1926  
Haywood Warrick.....OG.....1957-58-59  
Vincent Jones.....OG.....1986-87

## DOUGLAS (1)

Francis Stubbs.....HB.....1918-19-20

## DOZIER (1)

Lynn Johnson.....OT.....1973-74-75

## EASTABOGA (1)

Jeff Cunningham.....FB.....1980

## ECLECTIC (1)

Ben Grubbs.....TE/OG.....2003-04-05-06

## EDGEWATER (1)

W.R. Kirkwood.....1928

## EIGHT MILE (1)

Dominicke Haston.....DB.....1999-00

## ELBA (2)

Merrill Shirley.....DB.....1967-68-69  
Bill Waddail.....E.....1946-47-48

## EMPIRE (3)

Bill Baggett.....FB.....1960  
Dick McGowen.....HB.....1938-39-40  
Jim McGowen.....FB.....1947-48

## ENSLEY (5)

R.C. Brown.....HB.....1920  
Carl Gaum.....1908  
George Holdcroft.....G.....1929  
R.B. Howard.....G.....1926  
Joseph Miles Sprague.....1941

## ENTERPRISE (12)

Will Bacon.....Mgr.....1986-87-88-89  
Thomas Bailey.....WR.....1991-92-93-94  
Paul Barnes.....Mgr.....1989-90  
Dustin Byrd.....WR.....1998  
Alan Evans.....TB.....1983  
Randy Hart.....DT.....1991-92-93  
Morrell Jerkins.....LB.....1969-70  
Gerald Miller.....Mgr.....1982-83-84  
Bill Reynolds.....Mgr.....1982-83-84-85  
Randy Thompson.....C.....1990-91-92-93  
Jim Thompson.....C.....1985-86-87-88  
Jacob vonEschenbach..DE.....2018

## EQUALITY (1)

Rex McKissick.....E.....1935-36-37-38

## EUFAULA (12)

Toby Anderson.....LB.....1994-95  
Scott Blackmon.....DB.....1969-70  
Roderick Chambers.....LB.....1997-98-99-00  
Humphrey Foy.....T.....1904-05-06  
L.E. Irby.....B.....1940-41-42  
Herman J. Jones.....HB.....1929-30  
Roger Mitchell.....DB.....1971-72-73  
Ben Preston.....OT.....1955-56-57  
Walter Reeves.....TE.....1985-86-87-88  
Fred Smith.....CB.....1991-92-94  
Les Snead.....TE.....1993  
John Whatley.....DE.....1957

## EVERGREEN (5)

Wayne Frazier.....C.....1959-60-61  
Sam Hanks.....T.....1950-51-52  
Bob Meeks.....C.....1988-89-90-91  
Robert Rigsby.....Mgr.....1966-67  
Marvin Williams.....DT.....1977-78-79-80

## EXCEL (1)

Scott Etheridge.....Mgr.....1989-90

## FAIRFAX (2)

Eltin Billingslea.....LB.....1987-88-89  
Don May.....FB.....1956

## FAIRFIELD (7)

Walter Gilbert.....C.....1934-35-36

William F. Harris.....C.....1945  
Bill McMurry.....E.....1950-51-52  
James Owens.....FB.....1970-71-72  
Gerald Sansom.....DE.....1954-55-56  
Jimmy Strain.....C.....1954-55-56  
William Wilson.....T.....1959-60-61

## FAIRHOPE (6)

Brian Brinsfield.....DS.....1991-92-93-94  
Mark Callahan.....OG.....1977-79  
Mike Dean.....Mgr.....1990-91-92-93  
Miles Jones.....FB.....1971-72  
David King.....CB.....1981-82-83-84  
Robert Leff.....OL.....2013-14-15-16

## FALKVILLE (1)

Hunter Long.....QB.....1892

## FAYETTE (4)

Bill Newton.....LB.....1971-72-73  
Bob Newton.....DT.....1971-72-73  
J.P. Robertson.....B.....1918  
Harry Unger.....FB.....1970-71

## FLOMATON (3)

Dee Bonderant.....Mgr.....1990-91  
Richard Manry.....SS.....1985-86  
Roy Tatum.....T.....1965-66-67

## FLORENCE (11)

Breece Barley.....T.....1950  
G.O. Burns.....E.....1916  
Collis Campbell.....TE.....1983-84-86  
Zach Gilbert.....DB.....2004-05-06-07  
Frank Hamm.....E.....1938  
Jeff McCollum.....DE.....1974-75-76  
Duncan McKinney.....K.....2015  
Sam Mitchell.....HB.....1961  
Alan Moore.....Tnr.....1982-83-84-85  
Jimmy Rose.....G.....1942-46  
John Smith.....DT.....1975-76-77

## FOLEY (2)

Herbert Casey.....WR.....1989-90-91  
Robert Lauder.....HB.....1957-58-60

## FORT DEPOSIT (1)

Pat Autrey.....TE.....1988-89

## FORT PAYNE (9)

Dwight Brisendine.....QB.....1968  
Tommy Groat.....E.....1966-67  
Jack Locklear.....T.....1951-52-53-54  
Mike Locklear.....TE.....1977-78-79  
Bryan Northcutt.....K/H.....1995  
Jim Pharr.....C.....1942-43-46  
Ronnie Sanders.....Mgr.....1996-97  
Jacob Shirey.....LB.....2008  
Mike Shirey.....C.....1980

## FULTON (1)

Herbert Jordan.....HB.....1952

## GADSDEN (22)

Paul Bearden.....G.....1945  
M.L. Brackett.....T.....1953-54-55  
Scott Brackett.....Tnr.....1988-89-90  
Jack Cahoon.....G.....1944-45  
Robert Cannon.....T.....1945-46-47-48  
Duncan Caselberry.....WR.....1990-91  
Kyle Collins.....HB.....1983-84-85  
Jo Jo Eddins.....LT.....1940-41-42  
Hawk Hawkins.....B.....1944

Brant Haynie.....SS.....2004-05-06  
Irving Levi.....G.....1934-35  
John Margadonna.....OG.....1982-83  
Marcellus Mostella.....OLB.....1993-94-95-96  
L.L. Nelson.....QB.....1926  
Robert W. Rogers.....T.....1962  
W.C. Sitz.....T.....1922-23-24  
Hal Smith.....WR.....1976  
Anthony Swain.....LB.....2013-14  
Ernest Wallace.....OT.....1990-91-92  
James Wallace.....OG.....1982  
Freddy Weygand.....SE.....1984-85-87-88  
Reggie Worthy.....WR.....1997-99-00

## GALLION (1)

Yann Cowart.....OG.....1983-84-85-86

## GARDENDALE (2)

Bobby Ingalls.....OL.....2011  
Jeff Parks.....TE.....1982-83-84-85

## GENEVA (1)

Warren Weeks.....Mgr.....1982-83

## GEORGIANA (3)

Herb Hawkins.....1944  
Ezell Powell.....DL.....1997  
Alton Shell.....HB.....1954-55

## GLENCOE (1)

Pace Ozmint.....WR.....2018

## GOODWATER (3)

Obie Riddle.....1907-08  
Jacob Rogers.....DB.....2018  
John Wesley Wilson.....T.....1929

## GORDO (2)

Larry Blakeney.....QB.....1966-67-69  
Don Randolph.....E.....1966

## GOSHEN (1)

Mike Pelton.....DT.....1991-92-93-94

## GRAND BAY (2)

Vince Bowlin.....DT.....1968-69  
Bobby Strickland.....LB.....1968-69-70

## GREENSBORO (4)

Herman W. Burns.....G.....1964-65-66  
James Burns.....G.....1945-48  
Wayne Burns.....OG.....1938  
Homer Williams.....FB.....1949-50-51

## GREENVILLE (8)

Max Autrey.....T.....1944-47-48-49  
Alvin Briggs.....CB.....1983-84-86-87  
Kenneth Carter.....DT.....2010-11-12-13  
Marlon Davidson.....DL.....2016-17-18  
J.B. Newton.....T.....1930  
Tommie Powell.....FS.....1983-84-85-86  
Frank Riley.....B.....1956  
Bobby Wasden.....DE.....1957-58-59

## GROVE HILL (1)

Jimmy Ricketts.....C.....1956-57-58

## GUIN (1)

Perry Reed.....CB.....1987

## GUNTERSVILLE (2)

Roland Fricke.....G.....1915-16  
Kevin Gentle.....K.....1995-96-97

# All-Time Lettermen by Hometown

## GURLEY (1)

Brian Howton .....Mgr.....1987-88

## HACKLEBURG (1)

Dale Overton.....WR.....1988-89-90-91

## HAIG (1)

Homer Creel .....QB .....1923

## HAINEVILLE (1)

David Mims.....HB.....1925

## HALEYVILLE (3)

W.D. Mims.....G.....1937-38-39  
Lynn Rowe .....Tnr.....1983-84-85  
Jon Wilson.....DE.....1988-89-90-91

## HAMILTON (2)

Warren Hall .....Mgr.....1985-86-87  
Ray Minor .....FB.....1954

## HANCEVILLE (1)

G.W. Clapp.....OG.....1958-59-61

## HANEYVILLE (1)

Mac Champion.....QB .....1957

## HARTFORD (5)

Tom Bryan .....FB.....1964-65-66  
R.V. Ford.....T .....1921-22-23  
Danny Fulford.....OG.....1964-65  
Reginald Hatcher.....Mgr.....1929  
Jim Bob Striplin.....QB.....1998

## HARTSELLE (4)

Randy Campbell.....QB.....1981-82-83  
J.L. Hartselle.....HB.....1927  
James Wallace Long.....E.....1951-52-53-54  
George Stephenson.....OG.....1978-79-80

## HEFLIN (1)

Charles Wood.....DE.....1976-77-78-80

## HENRY COUNTY (2)

W.R. Holley.....G.....1907-08  
James Vann .....B.....1895-96-97

## HIGHLAND HOME (1)

Raymond Stringer.....T .....1945

## HOKES BLUFF (2)

Doc Griffith.....HB.....1962-63-64  
Tyler Stovall .....LS.....2014-15-16-17

## HOLT (1)

Derrick Graves.....LB.....2001-02-03-04

## HOLY TRINITY (1)

Carlos Thornton.....LB.....1991-92-93

## HOMEWOOD (4)

Carl Happer.....HB.....1938-39-40  
Eric Ramsey.....CB.....1987-88-89-90  
Eric Reebals.....LB.....1993-94-95  
Mark Robbins .....WR.....1976-77-78-79

## HOOVER (8)

Chris Butler.....TB.....2001-02  
Neil Caudle.....QB.....2008-09-10  
Jaylon Denson.....WR.....2011-12-14  
Shedrick Jackson.....WR.....2018  
Ryan Pugh.....OL.....2007-08-09-10  
Rich Trucks.....OL.....2001-02-04  
Andrew Turman.....FB.....2006  
Darrell Williams.....LB.....2015-16-17-18

## HUEYTOWN (4)

Joe Fountain.....Tnr.....1988-89  
Zac Hardy.....DE.....1977-78-79-80  
Ken Jones.....OG.....1965-66-67  
Herman Salter.....FB/T.....1924-25

## HUNTSVILLE (28)

Joe W. Baughn.....T .....1960-61-62  
Dave Beck.....SB.....1970-71-72  
Jason Bosley.....OL.....2005-06-07-08  
Chandler Brooks.....PK.....2011  
Quindarius Carr.....WR.....2008-09-10-11  
Foster Christy.....TE.....1976-77-78-79  
S.R. Cruse.....T .....1910-11  
Bobby Davis.....LB.....1959-60-61  
Stacy Dunn.....OG.....1986-87-88  
Andy Fuller.....TE.....1992-93-94-95  
Bill Grisham.....TE.....1978-79-80  
Melvin Hines.....WR.....1989-90-91-92  
Donnie Humphrey.....DT.....1979-80-81-82-83  
Kerryon Johnson.....RB.....2015-16-17  
Caleb King.....TE.....2016-17  
John Larkin .....Tnr.....1972-73-74  
Patrick Lymon.....RB.....2013  
Chris Martin.....LB.....1979-80-81-82  
Malik Miller.....RB.....2017-18  
James Price.....C.....1960-61-62  
Tim Stowers.....OL.....1977-78  
Cameron Toney.....LB.....2015-16  
Clifford Toney.....DB.....1977-78-79-80  
Austin Troxell.....OL.....2018  
Andy Underwood.....LB.....1986  
Reggie Ware.....FB.....1984-85-86-87  
James Willis.....LB.....1990-91-92  
Steve Wilson.....LB.....1970-72

## IDER (1)

Ben McCurdy.....LB.....1984-85

## INVERNESS (2)

L.E. McMillan.....HB.....1921  
F.E. Pickett.....T .....1912

## IRONDALE (1)

Joe B. Burt.....G.....1928-29-30

## JACKSON (1)

H.B. Prim.....T .....1930-31-32

## JASPER (7)

Lloyd Cheatham.....QB.....1940-41  
William Cornelius.....LG.....1941-42  
Billy Edge.....G.....1962-63-64  
Bill James.....DE.....1967-68-69  
Taylor Mosley.....P.....2001  
W.T. Musgrove.....C.....1932-33-34  
H.O. Sargent.....G.....1896

## JEFFERSON COUNTY (8)

Terry Gwin.....T .....1899  
I.S. McAdory.....E.....1901-02-03  
William McEniry.....QB.....1903  
A.W. Merkle.....C.....1903-04  
J.M. Page.....B.....1904-05-06  
Robert Ware.....1905-06-07  
David Wilson.....G.....1892  
Charles W. Woodruff.....E.....1906-07-08

## JEMISON (1)

Glenn Lucas .....Tnr.....1989-90-91

## JONES (1)

Peter Garland.....HB.....1921-22

## JOPPA (1)

J. Crawford Holmes.....B.....1937-38-39

## KANSAS (2)

Lloyd Nix.....QB.....1956-57-58  
Paul M. Nix.....Mgr.....1967-68

## KEY (1)

Herschel West.....E.....1933

## LAFAYETTE (3)

O-Neal Reynolds.....PK.....1976  
F.E. Tuxworth.....QB.....1925-26-28  
JaTarious Whitlow.....RB.....2018

## LANETT (13)

G.W. Cantrell.....HB.....1937-39  
David Harris Hill.....T .....1920-21  
Hal M. Herring.....C.....1946-47-48  
David Hill.....OT.....1961-62  
Eric Hines-Tucker.....RB.....1995-96  
Bobby Hunt.....QB.....1959-60-61  
Phillip Hunt.....QB.....1962-63  
Fob James, Jr.....HB.....1952-53-54-55  
Jimmy Jones.....OT.....1966-67  
Mailon Kent.....QB.....1961-62-63  
Clay Langford.....DS.....1995  
Malvern Morgan.....C.....1937-38-39  
Richard Wood.....QB.....1958-59

## LANGDALE (3)

George Johnson.....C.....1930-32  
Francis Powell.....G.....1945  
Hugh Rogers.....T .....1934-35-36

## LAWLEY (1)

John McAfee.....G.....1963-64-65

## LEE COUNTY (3)

Frank Lupton.....HB.....1892  
James Webb.....HB.....1902-03  
A.Z. Wright.....FB.....1893-94

## LEEDS (6)

Nathan Gardner.....LB.....1997  
Rodney Garner.....NG.....1985-86-87-88  
JaViere Mitchell.....LB.....2013-14-15  
Charles Rose.....DB.....1992-94-95-96  
Jonathan Rose.....DB.....2011  
Clarke Smith.....LS.....2018

## LEESBURG (1)

Jim Skuthan.....OT .....1978-79-80

## LEESVILLE (1)

Travante Stallworth.....WR.....2009

## LEIGHTON (4)

Thomas Coffey.....RB.....1980  
Phil Gargis.....QB.....1974-75-76  
Courtney Harden.....LB.....2005-06-07-08  
Ed West.....TE.....1980-81-82-83

## LEROY (2)

Sammie Coates.....WR.....2012-13-14  
Clint Moseley.....QB.....2011-12

## LETOHATCHEE (1)

W.G. Farrior.....OG.....1972-73-74

## LEWISBURG (1)

Geddes Self.....G.....1923-24-25

## LINCOLN (1)

Jaunta'vius Johnson.....DL.....2017-18

## LINDEN (2)

Tim Drinkard.....CB.....1981-82  
Marvin Tucker.....B.....1965-66-67

## LINEVILLE (6)

M.L. Bonner.....B.....1917  
Bob Burns.....FB.....1951-52  
U.F. Gibson.....E.....1917  
Harold Harris.....T .....1950  
I.H. McCrary.....FB.....1920-21  
Scott Smith .....Tnr.....1981-82-83-84

## LOACHAPOKA (1)

Montavis Pitts.....CB.....2003-04-05

## LOWNESBORO (1)

Bobby Woodruff.....LB.....1969

## LUVERNE (1)

Michael Mallard.....DE.....1996

## MABILEP (1)

Morris Pelham.....T .....1898-99-00

## MACON (1)

Billy Kitchens.....RHB.....1956-57-58

## MADISON COUNTY (1)

George Wheeler.....E.....1897-98

## MAPLESVILLE (3)

Tommie Agee .....FB.....1983-84-85-86  
Harold Morrow.....TB.....1992-93-94-95  
Clarence Morton.....SS.....1989-90-91-92

## MARIETTA (1)

George Davison.....WB.....1967

## MARION (2)

C.H. Turk.....B.....1924  
Ordell Warren.....E.....1953

## MARION COUNTY (2)

Marvin Pearce.....T .....1896-97  
William Bee Stokies.....E.....1895-96-97

## MARION JUNCTION (1)

Bret Holliman.....S.....2001-02-03-04

## MARVEL (1)

George Ellis.....E.....1925-26-27

## McCALLA (1)

Malcolm Askew.....DB.....2018

## MEMPHIS (2)

Bill Luka.....LB.....1971-72-73  
Mike Smith.....DB.....1989

## MILLPORT (1)

William Atkins.....FB.....1956-57

## MOBILE (63)

Devin Adams.....QB.....2017-18  
Ed Baker.....C.....1951-52-53  
Gary Beck.....RB.....1975  
Wilson Bell.....OL.....2017  
Frank Bogue.....QB.....1925  
Allan Brown.....S.....1996  
J.D. Bush.....G.....1929-30-31  
Leonardo Carson.....DE.....1996-97-98-99  
Antonio Coleman.....DE.....2006-07-08-09  
Juan Crum.....OG.....1991-92  
Mike Davis.....OG.....1964-65-66

# All-Time Lettermen by Hometown

Vince Dooley ..... QB ..... 1951-52-53  
 Ed Dubose ..... FB ..... 1978  
 R.J. Ducote ..... G ..... 1916-17  
 Robert Duke ..... HB ..... 1952-53  
 Ed Dyas ..... FB/K ..... 1958-59-60  
 Larry Ellis ..... DL ..... 1966-67-68  
 Nick Fairley ..... FB ..... 2009-10  
 Mike Fitzhugh ..... LB ..... 1969-70  
 Bob Fleming ..... FB ..... 1976-78  
 Mike Fuller ..... S ..... 1972-73-74  
 Terry Fuller ..... DB ..... 1975-76  
 John Gibbons ..... OL ..... 1980  
 Phillip P. Gilchrist ..... DB ..... 1935  
 Steve Goula ..... OL ..... 2000-01  
 Bob Grant ..... Mgr ..... 1969-70-71  
 Jerry Gullede ..... G ..... 1959-60-61  
 Joe F. Harrison ..... Mgr ..... 1972-73-74  
 Joe Holifield ..... Mgr ..... 1984-85-86-87  
 Walter Holcombe ..... QB ..... 1896-1897  
 Adrian Jackson ..... DE ..... 1990-91  
 Ken Johns ..... OG ..... 1956  
 Johnny Kern ..... RB ..... 1957-58-59  
 Alex Lincoln ..... LB ..... 1999-00  
 John Little ..... Tnr ..... 1988  
 William Louiselle ..... G ..... 1912-13  
 Ken Luke ..... DB ..... 1978-79  
 Sen'Derrick Marks ..... DT ..... 2006-07-08  
 Roger McCreary ..... DB ..... 2018  
 Gabe McKenzie ..... TE/DE ..... 2006-07-08-09  
 Mike McNeil ..... DB ..... 2007-08-09  
 Clyde McSween ..... G ..... 1951  
 C.E. Molpus ..... T ..... 1930-31  
 William P. Moulton ..... E ..... 1926  
 Paul Musgrove ..... Tnr ..... 1984-85-86  
 G.B. Ollinger ..... E ..... 1923-25  
 Rodney Ollinger ..... E ..... 1918-19-20-21  
 Terry Page ..... FB ..... 1971  
 Jay Prosch ..... DB ..... 2012-13  
 Brandon Reed ..... DB ..... 1999  
 Francis Sanda ..... Mgr ..... 1961-62  
 Carl Schlich ..... T ..... 1928-29  
 Davaunte Sigler ..... DL ..... 2011  
 Jason Smith ..... WR/DB ..... 2015-16-17  
 Mickey Sutton ..... HB ..... 1962-63-64  
 Jason Taylor ..... OG ..... 1992-93-94-95  
 Rick Telhiard ..... DT ..... 1973-74-75  
 Pat Thomas ..... DE ..... 1983-84-85  
 Tre' Threat ..... LB ..... 2016-17  
 Lawyer Tillman ..... WR ..... 1985-86-87-88  
 Pat Washington ..... QB ..... 1983-84-85  
 Jeremy Wells ..... DS ..... 2000-01-02-03  
 Ryan Williams ..... DB ..... 2007  
 Tre' Williams ..... LB ..... 2014-15-16-17

## MONROEVILLE (4)

Randy Bayles ..... SE ..... 1983  
 Allan Finlayson ..... Mgr ..... 1977-81  
 Wesley Mixon ..... Tnr ..... 1989-90  
 Rusty Robinson ..... Tnr ..... 1986-87-88

## MONTGOMERY (113)

Danny Pierce ..... Tnr ..... 1988-89-90-91  
 John Alley, Jr. .... Tnr ..... 1946  
 Joe Andrews ..... B ..... 1929  
 Ed "Foots" Bauer ..... OG ..... 1949-50-51  
 Fred Beasley ..... RB ..... 1994-95-96-97  
 Jerry Beasley ..... CB ..... 1977-78-79-80  
 Terry Beasley ..... WR ..... 1969-70-71  
 Edwin Bennett ..... ..... 1918  
 Alan Bollinger ..... P ..... 1980-81  
 Robert Branton ..... Mgr ..... 1988  
 Anthony Brown ..... OT ..... 1988-89  
 L.Cleve Brown ..... C ..... 1934-35  
 Tom F. Brown ..... FB ..... 1930-31-32  
 Aundray Bruce ..... LB ..... 1984-85-86-87

John Bullock ..... FB ..... 1918-19-20  
 Bruce Bylsma ..... DE ..... 1969-70-71  
 W.H. Chambliss ..... E ..... 1931-32-33  
 Berney S. Clay ..... FB ..... 1911  
 Monreko Crittenden ..... OL ..... 2000-01-02-03  
 M.V. Davidson ..... QB ..... 1929-30-31  
 W.M. Davidson, Jr. .... Mgr ..... 1959-60-61  
 Clay Davis ..... K ..... 1990  
 Bart Eddins ..... OL ..... 2007-08-09-10  
 Bret Eddins ..... DE ..... 2001-02-03-04  
 George Egge ..... E ..... 1929-30-31  
 P.M. Eichelberger ..... T ..... 1894-02  
 Bill Evans ..... DT ..... 1973-74-75-76  
 A.H. Feagin ..... HB ..... 1898-1899-00  
 Joe Frazier ..... TB ..... 1991-92-93-94  
 Connie Frederick ..... WB ..... 1967-68-69  
 Fred Gafford ..... FB ..... 1948  
 Monk Gafford ..... HB ..... 1940-41-42  
 William Gilreath ..... Mgr ..... 1983  
 Donnie Givens ..... NG ..... 1977-78  
 Charles E. Gross ..... Mgr ..... 1975-76-77-78  
 Lee Gross ..... C ..... 1972-73-74  
 Jalen Harris ..... TE ..... 2015-16-17  
 Rabbit Harris ..... T ..... 1906-07-08-09  
 Joe Harrison ..... HB ..... 1923-24  
 L.L. Hatfield ..... HB ..... 1929-30-31  
 Frank Hayes ..... LB ..... 1949  
 Tommy Hicks ..... DE ..... 1976-77  
 M.C. Holmes ..... T ..... 1933  
 Davis Hooper ..... RB ..... 2010-11  
 Fox Howe ..... FB ..... 1921-22-23  
 Doug Huntley ..... CB ..... 1987-88  
 Willie Huntley ..... RB ..... 1978-79-80  
 Jeremy Ingle ..... C ..... 2002-03-04  
 Alec Jackson ..... DL/OL ..... 2018  
 Mike Jackson ..... DB ..... 1973  
 Jeno James ..... OT ..... 1996-97-98-99  
 Tim James ..... FB ..... 1980-81-82  
 Jeremy Johnson ..... QB ..... 2013-14-15-16  
 Robert Johnson ..... TE ..... 2000-01-02  
 Jeff Kemp ..... DE ..... 1976  
 John Kolen ..... LB ..... 1993-94-95  
 Mike Kolen ..... LB ..... 1967-68-69  
 Louis Kral ..... DE ..... 1973  
 T.C. Locke ..... T ..... 1907-08-09  
 Frank Lockwood ..... G ..... 1912-13-14  
 Tommy Lunceford ..... SP ..... 1965-66-67  
 Earle Lutz ..... G ..... 1923  
 Buddy McClinton ..... DB ..... 1967-68-69  
 David McClinton ..... DB ..... 1994-95  
 Mike McCloud ..... DB ..... 1975-76  
 Spencer McCracken ..... LB ..... 1969-70-71  
 Ben McDavid ..... SP ..... 1964-65-66  
 Earl McFaden ..... G ..... 1924-25-26  
 Seedrick McIntyre ..... FB ..... 1973-74-75-76  
 J.L. McRee ..... E ..... 1929  
 Orlando Parker ..... WR ..... 1991-92  
 Woody Parramore ..... DB ..... 2010  
 R.H. Pate ..... FB ..... 1930  
 Haygood Paterson ..... G/E ..... 1903-04-05  
 Haygood Paterson, Jr. .... T ..... 1932-34-35  
 James Paterson ..... E/B ..... 1902-03-05  
 Julius Paterson ..... QB ..... 1932-33  
 Wallace Paterson ..... E ..... 1907-08  
 William Paterson ..... G ..... 1899-00  
 William W. Paterson ..... C ..... 1925-26-27  
 Kamryn Pettway ..... FB ..... 2015-16-17  
 L.W. Pierce ..... G ..... 1902-03  
 Tom Pinkston ..... TB ..... 1982-83  
 Phillip Poundstone ..... G ..... 1946-47  
 Pete Pummer ..... DT ..... 1969-70  
 John Purifoy ..... HB ..... 1895  
 Quentin Riggins ..... LB ..... 1986-87-88-89  
 Tres Rogers ..... G ..... 1971  
 Herbert Roton ..... T ..... 1935-36

Joe Rowe ..... OT ..... 1981  
 James D. Samford ..... G ..... 1917  
 James H. Samford ..... E ..... 1939-40-41  
 Yetta Samford ..... E ..... 1915-16  
 Kim Sellers ..... LB ..... 1974-75-76-77  
 Jimmy Shaw ..... Mgr ..... 1985-86-87-88  
 C.E. Smith ..... E ..... 1938  
 Danny Speigner ..... OT ..... 1969-70-71  
 Jimmy Speigner ..... OG ..... 1968-69-70  
 Jackie Spencer ..... TB ..... 1959  
 Curtis Stewart ..... HB ..... 1985-87  
 Joseph Stewart ..... HB ..... 1934-36  
 Daniel Thomas ..... DB ..... 2016-17-18  
 J. Thomas ..... T ..... 1940-41-42  
 Don Timmons ..... RB ..... 2000-01  
 Tommy Traylor ..... QB ..... 1968-69-70  
 Charlie Trotman ..... QB ..... 1977-78-79  
 Marvin Trott ..... C ..... 1975-76-77  
 Tommy Trott ..... TE ..... 2006-07-08-09  
 Sullivan Walker ..... HB ..... 1973  
 Prince Tega Wanogho ..... OL ..... 2016-17-18  
 Harry Ward ..... FB ..... 1973-74  
 Steve Wilson ..... OG ..... 1984-85  
 William T. Wood ..... G ..... 1923-24

## MONTGOMERY COUNTY (1)

J.M. Hobbie ..... HB ..... 1903

## MONTROSE (1)

Darrel Crawford ..... LB ..... 1988-89-90-91

## MOODY (1)

Chad Slade ..... OL ..... 2011-12-13-14

## MORGAN COUNTY (2)

A.J. Harris ..... E ..... 1893  
 Thomas Wert ..... G ..... 1898

## MORRIS (1)

John Creel ..... B ..... 1917-18-19-20

## MUSCLE SHOALS (2)

Jake Ricks ..... DT ..... 2006-07-08-09  
 Jordyn Peters ..... DB ..... 2017-18

## NEW BROCKTON (2)

Todd Boland ..... C ..... 1991-92-93  
 Frank Howe ..... Tnr ..... 1989-90

## NEW MARKET (1)

Greg Jones ..... Mgr ..... 1985-86-87

## NEWBERN (1)

Marion Walker ..... QB ..... 1937-38

## NORTHPORT (2)

Jim Pitts ..... DE ..... 1973-74-75  
 Bill Taylor ..... LS ..... 2018

## NOTASULGA (1)

Gerald Robinson ..... DE ..... 1982-83-84-85

## OAK GROVE (1)

Jeff Burchfield ..... Tnr ..... 1985-86-87-88  
 David Carmichael ..... Tnr ..... 1988-89-90  
 John E. Davis ..... FB ..... 1908-09-10-11

## OAKMAN (1)

J.J. Beaver ..... G ..... 1910

## ODENVILLE (1)

Dee Ford ..... DE ..... 2009-10-12-13

## OHATCHEE (2)

Kelsey Crook ..... DB ..... 1993-94

T.M. Francis ..... B ..... 1909-10-11

## ONEONTA (7)

Danny Bentley ..... LB ..... 1969  
 Mike Currier ..... TB ..... 1967-68-69  
 Jason Davis ..... TE ..... 1992  
 William F. Donahue ..... HB ..... 1917-18  
 Tommy Lowry ..... TB ..... 1969-70-71  
 Jim Patton ..... SE ..... 1976-77  
 Ricky Sanders ..... LB ..... 1974-75

## OPELIKA (22)

Rufus W. Butler ..... G ..... 1898-1899-04  
 Wayne Bylsma ..... LB ..... 1988-89-90  
 Zach Clayton ..... DL ..... 2007-08-09-10  
 William Clifton ..... OT ..... 1998-99  
 Kevin Cummings ..... OT ..... 1995  
 Tez Doolittle ..... NG ..... 2005-06-08  
 Tim Garner ..... LB ..... 1988-89  
 Corey Grant ..... RB ..... 2013-14  
 Devin Guice ..... DB ..... 2017-18  
 Will Herring ..... S ..... 2003-04-05-06  
 Tommy "TJ" Jackson ..... NG ..... 2002-03-04-05  
 John Allen Jones ..... HB ..... 1892  
 Joe Market ..... E ..... 1924-25-26  
 Matthew Motley ..... H ..... 2005-06-07  
 Stephen Roberts ..... DB ..... 2014-15-16-17  
 Lemarcus Rowell ..... LB ..... 2002  
 Danny Skutack ..... LB ..... 1978-79-80-81  
 Brian Smith ..... DE ..... 1985-86-87-88  
 Doug Taylor ..... DB ..... 1988-89  
 Greg Taylor ..... WR ..... 1987-88-89-90  
 Hancie Whatley ..... E ..... 1937  
 John Wiley ..... CB/S ..... 1987-88-89-90

## OPP (9)

Louie Grimes ..... Mgr ..... 1983-84-85-86  
 Tim Jessie ..... TB ..... 1982-83-84-86  
 Dan Jasper Presley ..... T ..... 1956-57  
 Lamar Rogers ..... DT ..... 1987-88-89-90  
 Gabe Sanders ..... DS ..... 1999  
 Mel Sellers ..... Tnr ..... 1983-87  
 Alex Spurlin ..... SS ..... 1985-86  
 Ed Spurlin ..... LB ..... 1985  
 Jack Whigham ..... Mgr ..... 1982-86

## ORRVILLE (1)

Ed Lacey ..... T ..... 1902-03-04-05

## OXFORD (8)

K.J. Britt ..... LB ..... 2017-18  
 Mike Henley ..... TB ..... 1974-75  
 Terry Henley ..... TB ..... 1970-71-72  
 Thomas Howle ..... E ..... 1915  
 Jimmy Pettus ..... HB ..... 1958-59-60  
 Chandler Shakespeare ..... RB ..... 2013  
 Jason Seehafer ..... Mgr ..... 1989-90  
 Roc Thomas ..... RB ..... 2014-15

## OZARK (10)

Robert Elia ..... WR ..... 1987  
 M.S. Esslinger ..... ..... 1912-13-14  
 Aaron Garrison ..... DL ..... 2014  
 Carson Greene ..... FB ..... 1923-24-25  
 Charles Kelley ..... CB ..... 1989  
 Kirk McClendon ..... Mgr ..... 1977-78-79-80  
 Tommy McClendon ..... Mgr ..... 1974-75  
 W.D. Parker ..... QB ..... 1930-31-32  
 David Storey ..... Mgr ..... 1971-72-73  
 Ron Storey ..... FB ..... 1967-68-69

## PELHAM (3)

Montez Billings ..... WR ..... 2006-07-08  
 Jake Holland ..... LB ..... 2010-11-12-13  
 Sam Rives ..... H ..... 2004



# All-Time Lettermen by Hometown

## PELL CITY (2)

Julian Fowler.....QB.....1939  
Tommy Robinson.....Mgr.....1991-92-93

## PHENIX CITY (13)

Rodney Bellamy.....DT.....1975-76-77-78  
John Broussard Jr.....DB.....2016-17  
Mark Clement.....C.....1977-78-79  
Lewis Colbert.....P.....1982-83-84-85  
D'Antoine Hood.....DB.....2008-09  
James Joseph.....FB.....1986-88-89-90  
Trent Kelley.....OL.....2018  
Ed King.....OG.....1988-89-90  
Claude Matthews.....OL.....1978-79-80  
E. Taylor.....HB.....1929-30  
Don E. Tillery.....1945  
Darryl Wilks.....LB.....1979-80-81  
Jonathan Wallace.....QB.....2012-13-14-15

## PIEDMONT (2)

Willis West.....E.....1944  
Ricky Westbrook.....LB.....1979-80

## PINE APPLE (2)

Thurston Adams.....QB.....1925-26-27-28  
Gordon Stone.....DB.....1985

## PINE HILL (2)

E.A. Pruettt.....T.....1925-26  
C.A. Pruitt.....E.....1919-22-23-24

## PISGAH (1)

Roger Pruettt.....SP.....1971-72-73

## PITTSVIEW (1)

John Pitts.....C.....1908-09-10

## PLANTERVILLE (1)

J.D. Lawrence.....G.....1921-22-23-24

## POLK (1)

Tim Wood.....LB.....1978-80

## PRATTVILLE (6)

Austin Golson.....OL.....2015-16-17  
Hart McGarry.....OG.....1998-99-00-01  
Derrick Moncrief.....DB.....2014  
Chip Powell.....CB.....1984-85-86  
Scott Stacey.....DE.....1994-95  
Will Ward.....C.....2004

## PRICHARD (10)

Larry Casher.....CB.....1997-98-99-00  
Dameyune Craig.....QB.....1994-95-96-97  
Bobby Daffin.....OLB.....1994-95-96-97  
Deshaun Davis.....LB.....2015-16-17-18  
Chris Evans.....LB.....2005-06-07-08  
Jonathan Evans.....LB.....2009-10-11-12  
Deandre Green.....WR.....2000-01  
DeMarco McNeil.....DT.....2000-01-02-03  
Beauford Perkins.....DT.....1984  
Darrell Williams.....TB.....1989-90-91

## RAINBOW CITY (1)

Patrick Nix.....QB.....1992-93-94-95

## RAINSVILLE (1)

Mike Holtzclaw.....LB.....1967-68-69

## RAMER (1)

Gilbert Sellers.....LB.....1978-79-80

## RED BAY (1)

David Vinson.....DE.....1983

## REHOBETH (1)

Jackson Timmerman.....OL.....2008

## RIVER FALLS (2)

E.L. Caton.....FB.....1909-10-11  
Noah Caton.....C.....1920-21

## RIVERSIDE (1)

Chris Jones.....SS.....1989-90-91

## ROANOKE (4)

Lewis Battle.....WR.....1993  
Richard French.....Tnr.....1983-84-85-86  
Ladarius Phillips.....RB.....2011  
Daryl Sanders.....DL.....1995

## ROBERTSDALE (2)

Joe Childress.....FB.....1953-54-55  
Robert W. Lee.....HB.....1961

## RUSSELL COUNTY (1)

Hugh Bickerstaff.....T.....1894

## RUSSELLVILLE (2)

Colin Sears.....OG.....1998-99-00  
Kevin Sears.....LB.....2003-04-05-06

## SALEM (2)

Dickie Flourney.....HB.....1948-49-50  
M.E. Meadows.....T.....1911-12-13

## SAMSON (1)

W.G. Page.....E.....1911

## SATSUMA (1)

Richie Nell.....P.....1989-90

## SCOTTSBORO (4)

Hamlin Caldwell.....OT.....1972-73-74  
Robert Davis.....RB.....1959-60-61  
Pat Johnson.....OT.....1986  
Donald Webb.....DB.....1967-68-69

## SEALE (1)

Thery George.....P.....1991-92

## SELMA (13)

Ed Allen.....HB.....1922-26  
W. Merritt Burns.....E.....1926-27  
Mark Corr.....Mgr.....1936  
Sam Dejarnette.....RB.....1980  
Alonzo Etheridge.....DE.....1991-92-93-94  
Teedie Faulk.....LE.....1946  
Keymiya Harrell.....DL.....2015  
Ralph Jordan.....C.....1929-30-31  
Reid McMilion.....FB.....1990-91-92-93  
Ben Obomanu.....WR.....2002-03-04-05  
Ralph O'Gwynne.....HB.....1936-37-38  
William Russell.....1924  
Shayne Wasden.....WR.....1988-89-90

## SEMMES (1)

Maurice Anderson.....WR.....2004

## SHEFFIELD (4)

Carlo Cheattom.....S.....1985-86-87-88  
Dennis Collier.....FS.....1980-81-82  
Byron Franklin.....WR.....1977-78-79-80  
George W. Smith.....Mgr.....1930

## SILAS (1)

Spencer Johnson.....DT.....2000-01-02-03

## SLOCOMB (1)

Neal Vinson.....DE.....1985

## SMITHS STATION (1)

Marlon Taylor.....CB.....1996-97

## SOMERVILLE (4)

Chris Humphries.....DE.....2009-10-11  
H.R. Miller.....T.....1931-32-33  
A.D. Sample.....T.....1914-15-16  
R.E. Cunningham.....T.....1926

## SOUTHSIDE (1)

Tyler Carr.....OL.....2016-17

## SPANISH FORT (4)

Reese Dismukes.....C.....2011-12-13-14  
Chris Johnson.....PK.....1985-87-88  
Daniel Pond.....LB.....2015  
Hunter Wood.....TE.....2014

## SPRINGVILLE (1)

Bucky Waid.....E.....1962-63-64

## SPROTT (1)

Larkin Deason.....OG.....1998-00

## ST. ELMO (1)

Jessie McCovery.....TE.....1993-94-95-96

## STEVENSON (1)

Blake Shrader.....SS.....2005-06-07

## SULLIGENT (4)

Steve Ballard.....Mgr.....1979-80-81-82  
Joe Cribbs.....RB.....1976-77-78-79  
Aubrey Hill.....QB.....1934  
James McKinney.....FS.....1976-77-78-79

## SUMITON (1)

David Campbell.....DT.....1967-68-69

## SUMTER (1)

H.A. Allison.....HB.....2002-03-04

## SUNFLOWER (1)

Andrew Williams.....RB.....2014

## SUNNY SOUTH (1)

George Steed.....T.....1913-14-15

## SWEETWATER (2)

David Beverly.....P.....1970-71-72  
Chris Landrum.....LB.....2012

## SYLACAUGA (4)

Tellie Embery.....FB.....1997-98-99  
Freddie Hyatt.....E.....1965-66-67  
Don Machen.....RB.....1959-60-61  
Bill Nichols.....RT.....1937-38-39

## SYLVANIA (1)

Patrick Tatum.....P.....2007

## TALLADEGA (8)

Torris Babbs.....TR.....1992  
Ronnie Baynes.....DE.....1962-63-64  
Alec Blankenship.....Tnr.....1984-85-86-87  
Knox Camp.....E.....1903  
G.B. Hill.....T.....1902-03  
Donald Sims.....Mgr.....1981  
Bobby Weaver.....E.....1947-48  
Edward Wren.....FB.....1915-16

## TALLASSEE (8)

Billy Bowles.....B.....1944  
William Bowles.....HB.....1944  
Charles Harper.....C.....1946  
Daniel Herren.....HB.....1909-10  
A.S. Noble.....HB.....1908-09-10  
Randy Stokes.....OG.....1982-83-84-85  
Jay Timmerman.....Tnr.....1978-79  
Demond Washington.....DB.....2009-10

## TARRANT (2)

H.E. "Spec" Kelly.....HB.....1936-37-38  
Larry Thompson.....OT.....1971

## THEODORE (3)

Scott Bolton.....WR.....1984-85-86-87  
Tim Tillman.....OG.....1990-91  
Marcus White.....DT.....2000-01

## THOMASVILLE (4)

Casy Kimbrell.....HB.....1932-33  
Edward Phillips.....LB.....1984-85-86-87  
Leslie Spinks.....E.....1923-24-25  
Pete Spinks.....T.....1926-27-28

## THORSBY (1)

Pat Mote.....DS.....1984-85

## TITUS (1)

Brent Turner.....DS.....1995-96-97-98

## TOWN CREEK (2)

Courtney Rose.....S.....1997-98-99-00  
Jeremy Zills.....P.....1996-97-98

## TROY (10)

Jere Colley.....TE.....1970  
Zac Etheridge.....SS.....2007-08-09-10  
Charles Hataway.....HB.....1951-52-53  
Daniel D. Hataway.....B.....1944-45  
T.R. Head.....QB.....1933  
Richard McBryde.....LB.....2016-17  
Cecade Pennington.....RB.....1996-97-98-99  
Robert Scarbrough.....FB.....1952-53-54-55  
John Trotman.....C.....1944-45  
Jawara White.....LB.....2011  
Parker White.....1952-53-55

## TRUSSVILLE (9)

Paul Bailey.....Tnr.....1986-87-88  
Tucker Brown.....OL.....2016-17-18  
Brandon Cox.....QB.....2004-05-06-07  
Casey Dunn.....OL.....2017  
Lee Guess.....WR.....2004-05-06  
Noah Igbinghene WR/DB.....2017-18  
Mike Morris.....Mgr.....1992  
Adlai Trone.....DB.....1998-99  
Patrick Young.....TE.....2014

## TUSCALOOSA (4)

Rufus Deal.....FB.....1940  
Sydney Leach.....E.....1893  
Ronnie Ross.....TE.....1968-69-70  
Mike Skelton.....OT.....1976-77

## TUSCUMBIA (3)

John McDonald.....OG.....1968-69-70  
Michael Owens.....RB.....1999-00-01-02  
George Williams.....QB.....1931-32-33

## TUSKEGEE (4)

Manoso Foston.....FB.....1997  
John Ross.....HMgr.....1956-57  
Wade Whatley.....QB.....1972-73  
Willie Whitehead.....DE.....1991-92-93-94

# All-Time Lettermen by Hometown

**TYLER (1)**  
David Lyon.....1971

**UNION (1)**  
B.J. Lamb..... T..... 1910-11-12

**UNION SPRINGS (8)**  
Joel D. Feagin.....1920  
Bobby Griffin..... T.....1951  
Richard Guthrie..... T.....1961  
Billy Hitchcock..... HB..... 1935-36-37  
James Hitchcock..... E..... 1930-31-32  
C.S. Howard..... QB..... 1919-20-21  
J.M. Rainer.....1918  
Jamie Williams..... DB.....1993-94

**UNIONTOWN (1)**  
Zeke Smith..... G..... 1957-58-59

**VALLEY (4)**  
Cedric Chambers..... RB.....2016-18  
Terry Daniel..... P..... 1992-93-94  
Eriqeu Florence..... DB.....2011-12  
Gerald Williams..... DT..... 1982-83-84-85

**VALLEY HEAD (1)**  
Ray Chadwick..... G.....1966-67

**VERNON (2)**  
Scott Spencer..... Mgr.....1985-86  
Raymond Turner..... T.....1927

**VESTAVIA (2)**  
Tim Lynch..... Tnr.....1981-85  
Paul Strickland..... Tnr.....1988

**VESTAVIA HILLS (4)**  
Blake Burgess..... C/TE..... 2010-11-12  
Wade Christopher..... LB.....2009-10  
Chris Dickinson..... P..... 1988-89-90  
Scott Gurosky..... QB.....1988

**WADLEY (4)**  
C.W. Culpepper..... G..... 1912-13-14  
Wilton Kilgore..... FB..... 1934-35-36  
David McGill..... DB.....1998  
Terrell Zachery..... WR..... 2008-09-10

**WALTER (1)**  
Don Bristow..... DT..... 1969-70-71

**WAVERLY (3)**  
Murray Hoffman..... E.....1925  
Ralph Hoffman..... G.....1925  
Carey Robinson..... C..... 1914-15-16-17

**WEBB (1)**  
Chris Taylor..... FS.....1983

**WETUMPKA (9)**  
Tim Castro..... OT..... 1998-99-00  
William H. Davis..... HB.....1901  
Rupert Ingram..... E.....1927-28  
Damian Lewis..... RB.....2016  
Ikeem Means..... DB..... 2009-10-11-12  
Chase Ritter..... LB.....2016-17  
Mark Sharpe..... TE.....1996-97  
Reid Tankersley..... TE.....1998-00  
William C. Wood..... G..... 1930-31-32

**WHISTLER (1)**  
Willie Anderson..... OT..... 1993-94-95

**WHITFIELD (2)**

Robert Campbell..... C.....1914-15  
James Pearce..... G..... 1920-21-22

## ARIZONA (1)

**CHANDLER (1)**  
Christian Westerman ..OL.....2012

## ARKANSAS (10)

**FORT SMITH (1)**  
Kodi Burns..... QB/WR..... 2007-08-09-10

**LAKE VILLAGE (1)**  
James Karam..... HB.....1934

**LITTLE ROCK (3)**  
Michael Dyer..... RB.....2010-11  
Will Hastings..... K/WR..... 2015-16-17  
Josh Sullivan..... QB.....2003

**MAGNOLIA (1)**  
Royce L. McMahan..... QB.....1947

**ROGERS (1)**  
Lee Ziemba..... OL..... 2007-08-09-10

**SPRINGDALE (3)**  
Kiehl Frazier..... QB/WR..... 2011-12-13  
Garrett Harper..... WR.....2011  
Adam Herring..... LB.....2008-09

## AUSTRALIA (1)

**MELBOURNE (1)**  
Arryn Siposs..... P.....2018

## CALIFORNIA (3)

**SALINAS (1)**  
Ryan Hastie..... RB.....2008

**TEHACHAPI (1)**  
James Bryan..... FB.....1993

**VALENCIA (1)**  
Scott Etheridge..... K.....1992-93

## COLORADO (3)

**CASTLE ROCK (1)**  
Alex Kozan..... OL..... 2013-15-16

**COLORADO SPRINGS (2)**  
Anders Carlson..... K.....2018  
Daniel Carlson..... K/P..... 2014-15-16-17

## CONNECTICUT (3)

**BRIDGEPORT (1)**  
Jason Miska..... LB..... 1993-94-95

**MADISON (1)**  
Jack Driscoll..... OL.....2018

**NEW BRITAIN (1)**  
Donald Brause..... T.....1946

## DELAWARE (3)

**BEAR (1)**  
Angelo Blackson..... DL..... 2011-12-13-14

**DOVER (1)**  
Caleb Warrington..... C.....1944

**WILMINGTON (1)**  
Javor Mills..... DE.....2000-01

## FLORIDA (225)

**APOPKA (2)**  
Chandler Cox..... FB..... 2015-16-17-18  
Tashawn Manning..... OL.....2018

**BOCA RATON (1)**  
Sean White..... QB.....2015-16

**BOYNTON BEACH (1)**  
Marcus Davis..... WR..... 2013-14-15-16

**BRADENTON (4)**  
Mike Edwards..... SE..... 1980-81-82  
Robert Goff..... DT.....1986-87  
Hal Johnson..... LB.....1980  
Mike Mackie..... Mgr..... 1988-89-90-91

**BRADLEY (1)**  
Larry K. Hagan..... OT.....1967

**BRANDON (1)**  
Mike Pucillo..... OG..... 1998-99-00-01

**BRATT (1)**  
Liston Eddins..... DE..... 1973-74-75

**BROOKSVILLE (1)**  
Tyrone Goodson..... WR..... 1994-95-96-97

**CHIPLEY (1)**  
Derrick Balkcom..... OT.....1995

**COCOA (1)**  
Jamel Dean..... DB.....2017-18

**CRESTVIEW (1)**  
Marquis McClain..... WR.....2017-18

**DADE CITY (2)**  
Nate Craig-Myers..... WR.....2016-17  
Jayvaughn Myers..... DB.....2017

**DAYTONA (1)**  
Ricky Neal..... LB..... 1994-95-96-97

**DeFUNIAKE SPRINGS (2)**  
Chet Chessher..... FB..... 1977-78-79  
Mitzi Jackson..... TB..... 1973-74-75

**DELRAY BEACH (1)**  
Jamoga Ramsey..... WR.....2004

**DELTONA (1)**  
George Vallone..... OT.....2004

**DUNEDIN (1)**  
Darrell Roseman..... OL.....2009

**FT. LAUDERDALE (21)**  
Harry Adams..... WR.....2008  
James Bostic..... FB..... 1991-92-93

Bob Bradley..... FB .....1976-77  
Wes Byrum..... K..... 2007-08-09-10  
Antoine Carter..... DE..... 2007-08-09-10  
Charles Dorsey..... NT ..... 1995-96-97-98  
John Franklin III..... QB.....2016  
Andy Irvine..... LB.....1986  
Calvin Jackson..... CB.....1992-93  
Anthony Judge..... LB..... 1988-90-91  
Stanley McClover..... DE.....2004-05  
Otis Mounds..... TB..... 1991-92-93-94  
Brian Robinson..... SS..... 1992-93-94  
James Roscoe..... DE.....1995  
Junior Rosegreen..... S..... 2001-02-03-04  
Frank Sanders..... WR..... 1991-92-93-94  
Shaun Shivers..... RB.....2018  
Pat Sims..... DT.....2006-07  
Larry Taylor..... DT.....1971-72  
Christian Thompson... DB.....2008  
Joe Walkins..... WR.....2001

**FT. MEADE (2)**  
Brandon Fulse..... TE..... 2011-12-13-14  
Oterio McCaleb..... RB..... 2009-10-11-12

**FT. PIERCE (2)**  
Anthony Harris..... LB..... 1992-93-94-95  
Darryl Riggins..... CB..... 1993-94-95-96

**FT. WALTON BEACH (1)**  
Jackie Burkett..... C..... 1957-58-59

**FT. WALTON (5)**  
Hubert Comer..... DE.....1966  
Willie Gosha..... WR..... 1993-94-95-96  
Karl Lavine..... C.....1995-96  
Rob Spivey..... TE..... 1973-74-75  
Bobby Walton..... DT..... 1963-64-65

**GAINESVILLE (5)**  
Robert Baker..... WR.....1995-96  
Butch Branch..... C.....1968  
Allen Giffin..... E.....1966-67-68  
Don Wilkes..... HB.....1945  
Chris Wilson..... SP..... 1972-73-74

**GRACEVILLE (1)**  
John Franklin..... OL/TE..... 1993-94-95

**GULF BREEZE (1)**  
Ken Hardy..... DE..... 1977-78-79

**HAINES CITY (1)**  
Wayne Gandy..... OT..... 1990-91-92-93

**HIALEAH (2)**  
Oscar Gonzalez..... OL.....2006  
Corey Lemonier..... DE.....2010-11-12

**HIGH SPRINGS (1)**  
Mac Crawford..... FB.....1968-69

**HOLLYWOOD (3)**  
Tucker Frederickson... HB..... 1962-63-64  
Mike Perillard..... HB..... 1965-66-67  
Keith Uecker..... OG..... 1978-79-81

**HOMESTEAD (1)**  
Terry Brennan..... WR..... 1966-67-68

**IMMOKALEE (1)**  
Mackeno Alexander... DB.....2013

**JACKSONVILLE (15)**  
William N. Campbell... QB.....1965-66  
Silas Daniels..... WR..... 2001-02-03-04

# All-Time Lettermen by Hometown

Javaris Davis..... DB..... 2016-17-18  
 John Dobbs..... FS..... 1986  
 Floyd Fulmer..... G..... 1946-47  
 Roshard Gilyard..... S..... 2000-01-02-03  
 Ryan Hockett..... OG..... 2002  
 Jeff Holland..... OLB..... 2015-16-17  
 Jay Jacobs..... OT..... 1982-83  
 Raashed Kennion..... DL..... 2014-15  
 Joe Miracle..... C..... 1962-63-64  
 Arnold Silverberg..... T..... 1944  
 Andre Tarrance..... FB..... 1991  
 Steve Thaxton..... Mgr..... 1964-65-66  
 Marcel Willis..... WR..... 1999-00-01-02

**JAY (2)**  
 Rhett Autrey..... OL..... 2003-04  
 Bert Hudson..... RB..... 1999

**JENSEN BEACH (1)**  
 Jamien Sherwood..... DB..... 2018

**JUPITER (1)**  
 Cody Parkey..... K..... 2010-11-12-13

**KEY BISCAYNE (1)**  
 Al Del Greco..... PK..... 1980-81-82-83

**KEYSTONE HEIGHTS (1)**  
 Jimmy Brumbaugh..... NT..... 1995-96-97-99

**KISSIMMEE (1)**  
 T'Sharvan Bell..... DB..... 2009-10-11-12

**LAKE WALES (2)**  
 Ronney Daniels..... WR..... 1999-00  
 Harry Mose..... TB..... 1987

**LAKE WORTH (1)**  
 Errick Lowe..... WR..... 1995-96-97-98

**LAKELAND (6)**  
 Wayne Dickens..... DL..... 2002-03-04-05  
 James Fenton..... C..... 1935-36-37  
 William Fenton..... E..... 1892-93  
 Travis Galloway..... C..... 1988-89-90  
 Brandon Haley..... DE..... 2005-06-07  
 Larry Young..... LB..... 1989-90

**LAUDERDALE LAKES (4)**  
 Josh Bynes..... LB..... 2007-08-09-10  
 Martavius Houston..... DB..... 1995-96-97  
 Dennis Wright..... CB..... 1989-90-91  
 Dan Evans..... DB..... 1995-96

**LIVE OAK (1)**  
 Frankie Stankunas..... S..... 1988-89-90-91

**MELBOURNE (2)**  
 Johnny Valentine..... OG..... 1968-69-70  
 Mickey Zofko..... HB.....

**MERRITT ISLAND (1)**  
 Mike Pina..... FS..... 1990-91-92-93

**MIAMI (19)**  
 Arnoldo Abreu..... OT..... 1974-75-76  
 Devin Aromashodu..... WR..... 2002-03-04-05  
 James Callier..... LB..... 1998-99-00-01  
 Markeith Cooper..... RB..... 1996-97-98-99  
 Carlton Davis..... DB..... 2015-16-17  
 Phillip Dembowski..... DT..... 1983  
 Jeremiah Dinson..... DB..... 2015-17-18  
 Mark Dorminey..... FS..... 1980-81-82  
 Lorenzo Ferguson..... DB..... 2005-06  
 Haven Fields..... LB..... 1996-97-98-99

Mike Flynn..... LB..... 1971-73-74  
 Hank Hall..... HB..... 1965-66-67  
 Bill Hogarth..... G..... 1949-50  
 Tim Irvin..... DB..... 2015  
 Paul James III..... DL..... 2017  
 Patrick Lee..... DB..... 2004-05-06-07  
 Ricardo Louis..... WR..... 2013-14-15  
 Jorge Portela..... PK..... 1977-78-79  
 Travaris Robinson..... DB..... 1999-00-01-02  
 Robinson Therezie..... DB..... 2011-12-13-14

**MILTON (3)**  
 Robert Downs..... Mgr..... 1988  
 Zach Kutch..... K..... 2007  
 Reggie Slack..... QB..... 1986-87-88-89

**NAPLES (1)**  
 Clifton Robinson..... WR..... 1997-98-99-00

**NAVARRE (1)**  
 Nick Brahm..... OL..... 2018

**NEPTUNE BEACH (1)**  
 Robert McGinty..... PK..... 1984

**NICEVILLE (3)**  
 Mike Alford..... C..... 1962-63-64  
 George Chessher..... TE..... 1977-78-79  
 Eli Stove..... WR..... 2016-17

**ODESSA (1)**  
 Chad Muilenburg..... FB..... 1989-90-91

**ORLANDO (9)**  
 Calvin Ashley..... OL..... 2018  
 Bill Cody..... LB..... 1963-64-65  
 Chase Cramer..... FB..... 2016-18  
 Clayton Crofoot..... H..... 2008-09  
 Chas Crofoot..... DS..... 2004-05  
 Richard Hayes..... C..... 1947  
 Daquan Newkirk..... DL..... 2018  
 Steve Samelson..... Tnr..... 1984-85-86-87  
 Tony Stevens..... WR..... 2013-14-15-16

**PACE (1)**  
 Vance Smith..... TE..... 2008

**PAHOKEE (1)**  
 Jeremy Banks..... DL..... 1997-98

**PALATKA (1)**  
 Clayton Beauford..... SE..... 1981-82-83-84

**PALM BEACH (1)**  
 Tre Mason..... RB..... 2011-12-13

**PALM BEACH GARDENS (2)**  
 Gage Batten..... FB..... 2013  
 Avery Young..... OT..... 2013-14-15

**PANAMA CITY (2)**  
 Richard Cheek..... OT..... 1967-68-69  
 Kenny Kelly..... LB..... 1998-99

**PEMBROKE PINES (1)**  
 Anthony Schwartz..... WR..... 2018

**PENSACOLA (20)**  
 Jay Bailey..... Mgr..... 1984-85-86-87  
 B.G. Campbell..... E..... 1924  
 Demontray Carter..... TB..... 1997-98  
 Chuck Clanton..... CB..... 1980-81-82  
 Justin Fetsko..... WR..... 2000-01-02-03  
 H.L. Green..... HB..... 1928  
 Tyrone Green..... OL..... 2005-06-07-08

Matt Hawkins..... K/P..... 1993-94-95  
 Chris Holland..... OG..... 1991-92  
 Sherman Johnson..... TE..... 1984  
 Edward Peake..... QB..... 1927-28  
 David Rawson..... FB..... 1962-63  
 Larry Rawson..... FB..... 1961-62-63  
 Lamar Rawson..... RB..... 1957-58-59  
 John Reese..... FB..... 1923  
 Ron Stallworth..... DT..... 1985-86-87-88  
 David Williams..... LB..... 1972-73-74  
 Will Willis..... E..... 1897  
 Bobby Wilson..... TB..... 1966-67-68  
 Robert L. Wilson..... HB..... 1966-67-68

**PLANT CITY (2)**  
 Brian Osborn..... OT..... 1991-92-93-94  
 Liron Thomas..... DB..... 1995

**POMPANO BEACH (3)**  
 Mike Blanc..... DL..... 2007-08-09-10  
 Walter McFadden..... DB..... 2006-07-08-09  
 Dan Nugent..... TE..... 1972-73-74

**PONTE VEDRA (1)**  
 Ben Nowland..... C..... 1999-00-01-02

**SAMFORD (2)**  
 Willis Anderson..... HB..... 1947  
 Charles Barnwell..... FB..... 1891-92

**SARASOTA (1)**  
 Jon Cooley..... QB..... 1994-95-96

**SEFFNER (2)**  
 Eric Smith..... RB..... 2008-09-10  
 Byron Cowart..... DL..... 2015-16

**ST. AUGUSTINE (1)**  
 Arnold Fagen..... T..... 1947-48-49

**ST. CLOUD (1)**  
 Brent Fullwood..... TB..... 1983-84-85-86

**ST. PETERSBURG (3)**  
 Tim Carter..... WR..... 1998-99-00-01  
 Ryan Davis..... WR..... 2015-16-17-18  
 Trent Ulrich..... SS..... 1986

**STUART (1)**  
 John Crane..... C..... 1977

**TALLAHASSEE (6)**  
 Tim Cromartie..... DT..... 1989-90-91-92  
 T.J. Davis..... DB..... 2013-14-16  
 Bryan Karkoska..... K..... 1992-93  
 Mike Slade..... DB..... 2008-09  
 Craig Stevens..... LB..... 2007-08-09-10  
 Ryan White..... DB..... 2010-11-12  
 D.V. Willett..... LE..... 1948-49-50

**TAMPA (14)**  
 Brian Adcock..... C..... 1995-96  
 Johnny Adcock..... B..... 1965  
 Devan Barrett..... RB/DB..... 2017-18  
 Forrest Blue..... C..... 1965-66-67  
 Mike Campbell..... DT..... 1989-90  
 Devonte Danzey..... OL..... 2013-14-15  
 Kevin Hobbs..... DB..... 2003-04-05  
 David Hughes..... DE..... 1971-72-73  
 Jeris McIntyre..... WR..... 2000-01-02-03  
 Edmund Nelson..... DT..... 1978-79-80-81  
 George Peoples..... FB..... 1979-80-81  
 Prechae Rodriguez..... WR..... 2005-06-07  
 John C. Spencer..... 1942  
 Matt Vogler..... QB..... 1988

Derek Winter..... WR..... 2008-09-10

**VENICE (3)**  
 Alvin Mitchell..... LB..... 1985-86-87-88  
 Mark Rose..... DE..... 1986-87-88-89  
 Tre Smith..... TB..... 2002-03-05-06

**WEST PALM BEACH (4)**  
 Heath Evans..... RB..... 1998-99-00  
 Traivon Leonard..... DB..... 2017-18  
 Patrick Miller..... OL..... 2012-14  
 D.D. O'Rourke..... FB..... 1935

**WINTER HAVEN (1)**  
 Robert Scott..... WR..... 1992-94

**WINTER PARK (1)**  
 Douglas Newsome..... HB..... 1925

**WINTER SPRINGS (1)**  
 Brian Walsh..... DL..... 2014

## GEORGIA (402)

**ACWORTH (1)**  
 Chandler Wooten..... LB..... 2017-18

**ADAIRSVILLE (1)**  
 Victor Beasley..... SS..... 1982-83-84

**ALBANY (12)**  
 Reggie Barlow..... DE..... 1988-90-91  
 Don Braswell..... OG..... 1957-58  
 Ray Corhen..... LB..... 1984-85  
 Lionel James..... HB..... 1981-82-83  
 Robert Margesen..... LB..... 1965-66-67  
 Greg Pratt..... FB..... 1982  
 Troy Reddick..... OL..... 2002-03-04-05  
 Jim Samford..... DT..... 1967-68  
 Aairon Savage..... DB..... 2006-07-10  
 John Samuel Shenker..... TE..... 2018  
 Cleve Wester..... T..... 1956-57-58  
 Alexander Wright..... WR..... 1986-87-88-89

**ALPHARETTA (3)**  
 Peyton Barber..... RB..... 2014-15  
 Jeff Klein..... QB..... 1999-2000-01  
 Carl Lawson..... DE..... 2013-15-16

**AMERICUS (7)**  
 Gordy Bonner..... Mgr..... 1983-84-85-86  
 Russ Carreker..... LB..... 1984-85-86  
 Johnnie Chalkley..... RT..... 1940-41  
 Reges Coptias..... HB..... 1952  
 George V. Kenmore..... HB..... 1937-38-39  
 Chris Knapp..... PK..... 1985-86-87  
 Pound Lamb..... FB..... 1986

**ASHBURN (2)**  
 Ben Thomas..... DT..... 1981-82-83-84  
 Terry Walker..... HB..... 1984

**ATHENS (5)**  
 Rick Dover..... TE..... 1976-77-78  
 Greg Hall Jr..... LB..... 2016  
 Richard Jibunor..... DE..... 2018  
 Wesley Loftin..... G..... 1951  
 Summie Poss..... G..... 1945

**ATLANTA (51)**  
 Anthony Abrams..... DE..... 1991  
 Ace Atkins..... DE..... 1992-93  
 Corey Barlow..... CB..... 1988-89-90-91  
 Jimmy Bonner..... FB..... 1961

# All-Time Lettermen by Hometown

Calvin Booker.....QB.....2005  
 Bob Butler.....OT.....1977  
 Ed Butler.....TE.....1972-73-74-75  
 Rick Chastain.....LB.....1970-71  
 Chip Creel.....OT.....1980  
 Dee Durham.....CB.....2002  
 Joel Eaves.....E.....1934-35-36  
 Lamar Nolan Echols.....E.....1958-59  
 Carl Fletcher.....E.....1946  
 Charlie Garnham.....OG.....1980-81  
 Antonio Goodwin.....WR.....2010  
 Jeff Gray.....CB.....1976-77-78  
 Larry Haynie.....DG.....1964-65-66  
 Dean Heartel.....FS.....1991  
 Mike Horton.....OL.....2016-17-18  
 Gardner Jett.....SP.....1970-71-72  
 Weyman L. Kidd.....FB.....1966-67  
 Jon Kilgore.....E.....1962-63-64  
 Antonio Goodwin.....WR.....2014-15  
 Griffin King.....WR.....2016-17-18  
 Kelly King.....G.....1963  
 Chris Linderman.....TB.....1972-73  
 Michael Lindsey.....DS.....1999-2000-01-02  
 Scott McGlon.....Tnr.....1989-90  
 T.J. Meers.....OL.....1997-99  
 Jonathan Mincy.....DB.....2011-12-13-14  
 Smoke Monday.....DB.....2018  
 Shan Morris.....S.....1985-86-88  
 Ron O'Neal.....FB.....1981-82  
 John Parish.....Mgr.....1990  
 Eddie Pitman.....Mgr.....1958-59-60  
 Danny Robinson.....CB.....1983  
 David Rocker.....DT.....1987-88-89-90  
 Tracy Rocker.....DT.....1985-86-87-88  
 Sidney Scarborough.....QB.....1934-35-36  
 Leo Sexton.....DE.....1957-58-59  
 Michael Sherwood.....DB.....2015-16  
 Rob Shuler.....OT.....1982-83-84-85  
 Robert Smith.....QB.....1986-87  
 Steve Taylor.....C.....1972-73  
 Reynolds Tichenor.....QB.....1894-95-96  
 Stanton Truitt.....WR.....2015-16  
 Bill Van Dyke.....G.....1962-63-64  
 Steve Wallace.....OT.....1982-83-84-85  
 Michael C. Welch.....E.....1957  
 Mike Welch.....G.....1932-33-34  
 Malik Willis.....QB.....2017-18  
 Woody Woodall.....QB.....1961-62-63

## AUGUSTA (4)

John Douglas.....RB.....2008-09  
 Robert Dunn.....WR.....2005-06-07-08  
 Carlos Rogers.....DB.....2001-02-03-04  
 Tyrone Truesdell.....DL.....2017-18

## BAINBRIDGE (3)

Benny Anthony.....TE.....1980  
 Ken Rice.....OT.....1958-59-60  
 Bobby Walden.....QB.....1985

## BARNESVILLE (1)

Craig Ogletree.....LB.....1986-87-88-89

## BLAKELY (4)

Octavius Balkcom.....DE.....2005-06  
 Matt Harper.....Mgr.....1987-88  
 Stan Sealy.....Mgr.....1988-89  
 Ted Yarbrough.....TB.....1992

## BREMEN (3)

Dwight Hurston.....HB.....1966-67-68  
 John Sewell.....Tnr.....1986-87-88-89  
 Zach Wade.....LS.....2016

## BRUNSWICK (1)

George Rose.....HB.....1961-62-63

## BUCHANAN (3)

John McGraw.....Tnr.....1983-87  
 Blake Poole.....DB.....2013

## BUFORD (2)

Neil Brown.....DL.....2004  
 Kaleb Kim.....OL.....2016-17-18

## CAIRO (6)

Duke Donaldson.....WR.....1985-86-87-88  
 Trey Gainous.....SE.....1983-84-85-86  
 Steve Poitevint.....FL.....1978-79  
 Melvin Ray.....WR.....2012-13-14-15  
 Nate Smith.....DT.....1994-95-96-97  
 Terry Solomon.....LB.....1992-93-95-96

## CARROLLTON (8)

Dennis Wallace.....S.....1987-88-89-90  
 Weems Baskin.....T.....1926  
 Terrence Crowder.....LB.....1995-96-97  
 Gerald Gross.....HB.....1962-63-64-65  
 Josh Harris.....DS.....2009-10  
 Jonathan Jones.....DB.....2012-13-14-15  
 W.E. Phipps.....HB.....1931-32-33  
 Dontavious Russell.....DL.....2015-16-17-18

## CARTERSVILLE (2)

Ronnie Brown.....TB.....2001-02-03-04  
 Billy Bruce.....TE.....1974

## CEDARTOWN (6)

Bucky Ayers.....HB.....1965-66-67  
 Jeff Burger.....QB.....1984-85-86-87  
 Jimmy Carter.....HB.....1965-66-67  
 Joe Dolan.....QB.....1959-60  
 Robert Miller.....E.....1964-65-66  
 Dave Woodward.....OT.....1959-60-61

## CHAMBLEE (1)

James Partin.....QB.....1963-64

## CHICKAMAUGA (1)

Leon Myers.....OT.....1958-59-60

## CHIPLEY (1)

James Sivell.....G.....1935-36-37

## CLARKSTON (2)

J. Alan McLennan.....1923  
 Kevin McLeod.....FB.....1995-96-97

## COLLEGE PARK (6)

Jimmy Cook.....QB.....1955-56  
 Shaun Kitchens.....WR.....2010  
 Cam Newton.....QB.....2010  
 Demetruce McNeal.....DB.....2010-11-12  
 Alex Smith.....TB.....1989-90-91-92  
 Donnay Young.....FS.....2001-02-03-04

## COLUMBUS (32)

Lamel Ages.....CB.....2001-02-03  
 Mark Aston.....OT.....1984  
 Billy Austin.....C.....1956-57  
 Jim Bone.....LB.....1982-83-84  
 Oscar W. Burford.....E.....1936-37-38  
 Myron Burton.....DE.....1993  
 Dennis Calhoun.....C.....1951-52  
 Walter Chandler.....G.....1938-39  
 DeMarcus Curry.....OT.....1995-96-97-98  
 Mike Glisson.....OG.....1988  
 Cordova Hall.....TB.....1998  
 Roderick Hood.....DB.....1999-00-01-02

Carl Hubbard.....LB.....1973-74-75  
 Mike Hubbard.....LB.....1977  
 Chuck Hurston.....T.....1962-63-64  
 George Jenkins.....B.....1932-33  
 Dell McGee.....DB.....1992-93-94-95  
 Ernest Mills.....T.....1938-39-40  
 Sammy Oates.....QB.....1970-71  
 Richard Plagge.....HB.....1965-66-67  
 Bob Rhodes.....DE.....1976-77-78  
 Ronald Samuel.....DT.....2001  
 Chris Shelling.....SS.....1991-92-93-94  
 Frank Thomas.....TE.....1986  
 Leonard Thomas.....OG.....1993-94-95-96  
 Gene Walker.....LB.....1969-70-71  
 Jeff Weekley.....OT.....1955-56-57  
 Eddie Welch.....DE.....1970-71-72  
 Antarrrious Williams.....LB.....2002-03-04-05  
 Gerald Williams.....CB.....2003-04  
 Gabe Wright.....DL.....2011-12-13-14  
 Ron Yarbrough.....LB.....1967-68-69

## CONYERS (1)

Bo Harris.....LB.....2007

## CORDELE (4)

Big Kat Bryant.....DL.....2017-18  
 Meiko Collier.....QB.....1998  
 Whit Smith.....LB.....1998-99-00  
 Marshall Taylor.....DB.....2016  
 Josh Weldon.....DE.....1998-99-00

## COVINGTON (5)

Tim Christian.....WB.....1966-67-68  
 Wallace Christian.....Mgr.....1972-73-74  
 Jerry Helms.....C.....1987  
 James Laster.....HB.....1957-58  
 Larry Laster.....FB.....1961-62

## CUMMING (1)

Chris Laye.....TE.....2015

## DACULA (2)

David Irons.....CB.....2005-06  
 Kenny Irons.....RB.....2005-06

## DALTON (6)

Cole Bennett.....TE.....2003-04-05-06-07  
 Lorán Carter.....QB.....1966-67-68  
 Frank Dickson.....DT.....1970-71  
 Matt Land.....CB.....1991  
 Bill McManus.....C.....1969-70-71  
 Andrew Parmer.....OL.....2009

## DECATUR (5)

Dave Blanks.....PK.....1980-81-82  
 Bob Harris.....SS.....1978-79-81-82  
 John Hayworth.....LB.....1969-70-71  
 Jonathan Palmer.....OG.....2003-04-05-06  
 Rashaud Walker.....DB.....1999-00-01-02

## DIXIE (1)

Mike Groover.....1960  
 E.W. Harman.....G.....1908-09-10

## DORAVILLE (1)

Allen Moore.....HB.....1970

## DOUGLAS (1)

Danny Lindsey.....C/OG.....2001-02-03-04

## DOUGLASVILLE (5)

Hal Hamrick.....OT.....1968-69-70  
 Henry Love.....TB.....1988  
 Charles Thomas.....QB.....1978-79-80-81  
 Chette Williams.....LB.....1983-84

Quency Williams.....DE.....1980-81-82-83

## DUBLIN (2)

Jon Helton.....OG.....1990  
 Ryan Taylor.....LB.....1995-96-97-98

## DULUTH (1)

Nick Ruffin.....DB.....2014-15-16-17

## DUNWOODY (2)

Tony Amason.....H.....1991  
 Tommy Carroll.....SE.....1981-82-83

## EAST POINT (2)

Tristan Davis.....S.....2005-06-07-08  
 Francis McDuffie.....E.....1961

## EASTMAN (1)

Benji Roland.....NG.....1985-86-87-88

## EATONTON (1)

Franklin D. Fuller.....SB.....1963-65

## ELLENWOOD (1)

Marcus McNeill.....OT.....2002-03-04-05

## FAIRBURN (3)

Montavious Atkinson.....DB.....2015-16-17-18  
 Marquel Harrell.....OL.....2016-17-18  
 Joshua Holsley.....DB.....2012-13-14-16

## FAYETTEVILLE (2)

Neal Dettmering.....DE.....1968-69-70  
 Glen Ward.....S.....1974-75

## FELTON (1)

Gary Price.....G.....1961-62-63

## FLOWERY BRANCH (1)

Johnny Cheeks.....CB.....1979-80-81-82

## FOREST PARK (1)

Todd Rock.....Tnr.....1986-87-88

## FORSYTH (2)

Jep Castleberry.....DB.....1978  
 Antwain Daniels.....OL.....2005-06-07

## FORT VALLEY (1)

Chris Slaughter.....WR.....2007-08

## GAINESVILLE (3)

Jeff Lott.....OG.....1982-83-84-85  
 Mack VanGorder.....DB.....2014  
 Chester Willis.....FB.....1979-80

## GRAYSON (1)

Matt Clark.....K.....2005-06

## GREENVILLE (1)

Drew Kirk.....OT.....2003

## GRIFFIN (5)

Jim Bonds.....Mgr.....1984-85-86  
 Brodarius Hamm.....OL.....2018  
 Jeff Jackson.....DE.....1981-82-83  
 Jack Langford.....FB.....1952  
 E.M. Lindsey.....HB.....1913

## GROVETOWN (1)

Eugene Govan.....RB.....2016-17

## HAMPTON (1)

Mario Fannin.....RB.....2007-08-09-10



# All-Time Lettermen by Hometown

## HARTWELL (1)

Ben Leard..... QB..... 1997-98-99-00

## HOGANSVILLE (1)

Frank Reeves..... C..... 1954-55-56

## JEFFERSON (2)

Bob Hix..... OT..... 1981-82-83  
Brandon Mosley..... OL..... 2010

## JONESBORO (3)

Forrest Hill..... LS..... 2012-13-14  
Byron Isom..... OL..... 2007-08-09-10  
Marshall Thomton..... RB..... 2002

## KENNESAW (2)

Darvin Adams..... WR..... 2008-09-10  
Tyler Queen..... QB..... 2016

## KEYSVILLE (1)

DaVonte Lambert..... DL..... 2014-15

## LaFAYETTE (1)

Shannon Suttle..... DE..... 1994-95-96-97

## LaGRANGE (14)

Tray Blackmon..... LB..... 2005-06  
Jayson Bray..... DB..... 1995-96-97-98  
Quan Bray..... WR..... 2011-12-13-14  
Jimmy Burson..... HB..... 1960-61-62  
James Cline..... G..... 1951  
M.F. Fisher..... HB..... 1926  
Anthony Freeman..... Mgr..... 1984-88  
Charles Gibson..... QB..... 1921-22  
Nate Hill..... DT..... 1984-85-86-87  
T. Herman Howard..... FB..... 1951-52  
John Huff..... B..... 1939-40  
Dexter Murphy..... DT..... 2000-01-02-03  
H.Bingham Park..... E..... 1898  
Maurice Swain..... DL..... 2015

## LAVONIA (2)

Frank Gantt..... G..... 1934-35-36  
Gary Walker..... DT..... 1993-94

## LAWRENCEVILLE (2)

John Parrish..... Mgr..... 1992  
Abe Robinson..... C..... 1925

## LILBURN (3)

Kenny Flowers..... LB..... 2013-14-15  
Brad Lester..... RB..... 2005-06-07-08  
Charles Olatunji..... WR..... 2008

## LINDALE (1)

John L. Moulton..... E..... 1945-47

## LITHONIA (1)

Marcus Camp..... LB..... 1995-96

## LOGANVILLE (1)

Kyle Davis..... WR..... 2016

## MABELTON (1)

Horace Willis..... DB..... 2001-02

## MACON (6)

Harold Hallman..... DE..... 1983-84-85  
King Kemper..... Mgr..... 1990-91  
Tate Parker..... Mgr..... 1989-90-91-92  
Erich Sauerbrey..... E..... 1950-51  
Durward Sauls..... DE..... 1968-69  
Alex Strong..... FB..... 1988-89

## MANCHESTER (1)

James A. Reynolds..... FB..... 1940-41-42

## MARIETTA (17)

Ryan Broome..... OT..... 2001-02  
Sean Carder..... WR..... 1993  
Daniel Cobb..... QB..... 2000-01-02  
Stephen Gibbons..... OL..... 2009  
Mitch Gilstrap..... C..... 1980  
Todd Hughes..... NT..... 2004  
Jimmy Hutchinson..... P..... 2014  
Alex Kviklys..... K..... 2014  
Philip Lutzenkirchen..... TE..... 2009-10-11-12  
Mike Mann..... QB..... 1982-83-84  
Hicks Poor..... WR..... 1994-95-96-97  
Ian Shannon..... K/P..... 2016-17-18  
Bailey Sharp..... OL..... 2016-17-18  
Howard Simpson..... E..... 1961-62-63  
Jess Simpson..... TE..... 1990-91  
Ernie Warren..... G..... 1962-63-64  
Bailey Woods..... TE..... 2009

## McDONOUGH (3)

Ryan Meneely..... OL..... 2016-18  
Josh Shockley..... LB..... 2015-16-17  
Andrew Williams..... DL..... 2015-16-17-18

## MILTON (1)

Craig Carter..... DB..... 2018

## MONTEZUMA (2)

Kevin Burnam..... LB..... 2004  
Harold Ham..... DE..... 1967-68

## MOULTRIE (3)

Nate French..... OG..... 2001  
Ray Mercer..... FB..... 1952  
Ray Rollins..... DE..... 1976-77-78-79

## NEWMAN (5)

Karsten Bailey..... WR..... 1995-96-97-98  
Markell Boston..... DB..... 2015-16  
Jason King..... FB..... 2009  
Tray Matthews..... DB..... 2015-16-17  
Antwoine Nolan..... CB..... 1996-97-98-99

## NORCROSS (2)

Ben Bradley..... DT..... 2013-14  
Darius Slayton..... WR..... 2016-17-18

## PEACHTREE CITY (1)

Karekin Cunningham..... LB..... 1990-91-92

## PEARSON (2)

Jeff Dunlap..... DL..... 1997-98-99  
Shawn Shaw..... LB..... 1998

## PERRY (1)

Dontarrious Thomas..... LB..... 2000-01-02-03

## PINEVIEW (1)

Nick Marshall..... QB..... 2013-14

## POOLER (1)

Derek Magwood..... DE..... 1999

## POWDER SPRINGS (4)

Jarrold Britt..... OG..... 2003  
Tony Long..... LB..... 1975-76  
J.D. Walker..... WR..... 1994  
Brad Ware..... S..... 1996-97-98

## RICEBORO (1)

John Stewart..... FB..... 1990

## RIVERDALE (2)

Tyronne Dillard..... TE..... 1994-95-96-97  
Michael Sherwood..... DB..... 2015

## ROCKMART (1)

J.B. Crawford..... HB..... 1927-28-29

## ROME (10)

Pat Arrington..... OT..... 1981-82-83  
Bo Bragg..... WR..... 1976  
Michael Comeau..... Tnr..... 1989-90-91  
Brian Dulaney..... C/DS..... 1982-83  
Eric Floyd..... OT..... 1984-85-86  
Keith Green..... FS..... 1968-69-70  
Burt Lively..... OG..... 1989-90  
Robert Muschamp..... FB..... 2016-18  
Logan Rice..... WR..... 2015-16  
Greg Tutt..... DB..... 1980-81-82

## ROSSVILLE (1)

Jimmy Reynolds..... FB..... 1957-58-59

## SANDERSVILLE (1)

Takeo Spikes..... LB..... 1995-96-97

## SAVANNAH (4)

Bob Brown..... DE..... 1969-70-71  
Henry Monsees..... E..... 1940  
R.R. Trapani..... E..... 1944  
U.L. Trapani..... T..... 1942

## SENICK (1)

N.G. Camp..... E..... 1921

## SMYRNA (1)

Charles Collins..... T..... 1965-66-67

## SNELLVILLE (2)

Rodgeriqu Smith..... WR..... 2005-06-07-08  
Keenan Sweeney..... FB..... 2016-17

## STATESBORO (2)

Coley Cassidy..... QB..... 1960  
Josh Thompson..... NG..... 2004-05-06-07

## STONE MOUNTAIN (2)

Don Anderson..... S..... 1982-83  
Justin Garrett..... LB..... 2011-12-14-15

## SUGAR HILL (1)

Derrick Brown..... DL..... 2016-17-18

## SUMMERVILLE (3)

R.E. Cunningham..... T..... 1926  
Jeff Pool..... Mgr..... 1982-83-84-85  
Scott Selman..... P..... 1983

## SUWANEE (1)

C.J. Uzomah..... WR/TE..... 2011-12-13-14

## SWAINSBORO (1)

Herman Wilkes..... OG..... 1962

## SYLVESTER (2)

Sterling Dupree..... FB..... 1931-32-33  
N.G. Houston..... G..... 1933-34

## TENILLE (1)

Kelly Brooks..... FB..... 1989-90-91-92

## THOMASTON (4)

Rusty Deen..... DE..... 1972-73-74  
Tunde Fariyike..... OL..... 2011-12-13  
Willie Howell..... RB..... 1979-80-81-82  
Raymond Phagan..... LB..... 1974-75-76

## THOMASVILLE (4)

William Andrews..... FB..... 1976-77-78  
Blake Field..... QB..... 2005-06-07  
Bryant Harvard..... QB..... 1957-59-60  
Robert Shiver..... DS..... 2006-07-08

## THOMSON (1)

Christian Tutt..... DB..... 2018

## TIFTON (3)

Ken Hobby..... QB..... 1981  
Ike Powell..... LS..... 2014-15-16-17  
Jim Sirmans..... LB..... 1972-73

## TOCCOA (1)

Gary Walker Jr..... DL..... 2016-17-18

## TRION (2)

Wallace Clark..... FB..... 1968-69-70  
Stacy Searels..... OT..... 1984-85-86-87

## TUCKER (3)

Ricky Sutton..... DE..... 1989-90-91-92  
James Swinton..... WR..... 2005-06-07  
Neiko Thorpe..... DB..... 2008-09-10

## TYRONE (1)

Will Adams..... OT..... 2013-14-15

## VALDOSTA (7)

Nat Ceasar..... DB..... 1982-83-84  
Zakoby McClain..... LB..... 2018  
Larry Melton..... DB..... 1994-95-96-97  
Bennie Pierce..... LB..... 1989-90-91-92  
Jay Ratliff..... DE/DT..... 2001-02-03-04  
Steve Stanaland..... DT..... 1973-74-75  
James Warren..... OT..... 1954-56-57

## VIENNA (1)

Montravius Adams..... DT..... 2013-14-15-16

## VILLA RICA (2)

Tavarreus Pounds..... LB..... 1998-99-00-01  
Jonathan Robinson..... CB..... 1983-84-85

## WARNER ROBINS (4)

Dominko Anderson..... S..... 1987-88-89  
James Brooks..... RB..... 1977-78-79-80  
Kevin Porter..... CB..... 1984-85-86-87  
Jeffrey Whitaker..... DT..... 2010-11-12-14

## WASHINGTON (1)

Jack Thornton..... DT..... 1963-64-65

## WAYCROSS (2)

Noland Lang..... HB..... 1944-45  
Mike McQuaig..... LB..... 1975-77-78-79

## WEST POINT (4)

Ed Huguley..... QB..... 1898-1899-00  
Z.T. Jenkins..... HB..... 1942-47  
Gaines Lanier..... DT..... 1972-73-74  
Maurice Swain Jr..... DL..... 2015-16

## WINSTON (1)

Stacy Danley..... TB..... 1987-88-89-90

## UNKNOWN HOMETOWN (8)

J.V. Brown..... G..... 1892-93-94  
Josiah Flourney..... HB..... 1903-04  
George Mitcham..... C..... 1896-97-98  
Jack Mitchell..... HB..... 1903  
J.B. Oglesby..... E..... 1892-93  
S.A. Redding..... T..... 1893-94

# All-Time Lettermen by Hometown

William Williams..... HB..... 1894-95-96  
F.R. Yarbrough, Sr. .... E..... 1898-99-00

## IDAHO (1)

**NAMPA (1)**  
Jorell Bostrom..... OL..... 2009-10

## ILLINOIS (11)

**CHICAGO (4)**  
John Crolla ..... C..... 1949-50-51  
Jordan Diamond..... OL..... 2013-15  
Eugene Mulhall..... T..... 1950-51  
Jack Schwieger..... TE..... 1998-99

### HINSDALE (1)

Andrew Letts..... WR/S..... 2002-03-04

### LANCASTER (1)

Robert Seibert ..... 1946

### NEW LENOX (1)

Jake Lembke..... DS..... 2012-13

### PERK (1)

Jeff Gilligan ..... SE..... 1975

### PERU (2)

Dave Ostrowski ..... OT..... 1973-74-75-76  
Jeff Ostrowski..... OT..... 1983-84

### SCHAUMBURG (1)

Sal Cannella..... TE..... 2017-18

## INDIANA (1)

**AVON (1)**  
Elijah Daniel..... DE..... 2013-14

## IOWA (1)

**DAVENPORT (1)**  
Todd Rubley..... QB..... 1981

## IRELAND (1)

**DUBLIN (1)**  
Neil O'Donoghue..... PK..... 1975-76

## KANSAS (1)

**OLATHE (1)**  
Braden Smith ..... OL..... 2014-15-16-17

## KENTUCKY (5)

**ELIZABETHTOWN (1)**  
Chris Todd ..... QB..... 2008-09

### GOSHEN (1)

Rob Bironas..... PK..... 1998

**LEXINGTON (1)**  
Ryan Atkins..... PK..... 1997-98

**LOUISVILLE (1)**  
Tom McLure..... QB..... 1906-08

**PINEVILLE (1)**  
Brent Slusher..... TE..... 2008

## LOUISIANA (28)

**BASTROP (1)**  
DeAngelo Benton..... WR..... 2009-10-11

**BATON ROUGE (1)**  
Reggie Torbor ..... DE..... 2000-01-02-03

**CLINTON (1)**  
Will Andrews..... LB..... 1996

**DENHAM SPRINGS (2)**  
Shannon Roubique..... C..... 1992-93-94-95  
Derrick Robinson..... LB..... 1993-94

**GRETNA (1)**  
Ken Bernich ..... LB..... 1972-73-74

**KENNER (1)**  
Michael Burks ..... TB..... 1998

**LAPLACE (1)**  
D'haquille Williams.... WR..... 2014

**LEESVILLE (1)**  
Travante Stallworth.... WR..... 2009-10-11-12

**MANDEVILLE (1)**  
Rudy Odom..... OL..... 2008

**MARRERO (1)**  
Kwesi Drake..... DT..... 2001

**METARIE (1)**  
Joel Bonomolo ..... DE..... 2011

**MONROE (1)**  
Jonathan Wilhite ..... CB..... 2005-06-07

**MORGANZA (1)**  
Kyle Derozan ..... DE/TE..... 2003-04

**NAPOLEANVILLE (1)**  
Brandon Jacobs..... TB..... 2003

**NEW ORLEANS (9)**  
L.A. Chateau ..... RT..... 1942  
Ernest Danjean ..... OG..... 1953-54-55  
Bobby Foret ..... E..... 1960-61  
Teddy Foret ..... T..... 1957-58-59  
A.J. Gendusa ..... B..... 1942  
Alonzo Horton ..... DE..... 2006  
Patrick Martyn..... P..... 2005  
Ashton Richardson.... LB..... 2009-10-11-12  
Patrick Trahan..... LB..... 2006

**RUSTON (1)**  
Roymon Malcolm..... TB..... 1993

**SHREVEPORT (1)**  
Sam Nader..... QB..... 1967

**THIBODAUX (2)**  
Trovon Reed ..... WR..... 2011-12-13-14  
Greg Robinson..... OL..... 2012-13

**WATERPROOF (1)**  
Louis Preis..... HB..... 1956

## MARYLAND (5)

**CAMP SPRINGS (1)**  
Lewis Drumheller..... FL..... 1976

**FT. WASHINGTON (1)**  
RaShan Frost..... DT..... 1999

**NEWARK (1)**  
Ben Tate..... RB..... 2006-07-08-09

**OWINGS MILLS (1)**  
Blake Countess..... DB..... 2015

**SILVER SPRINGS (1)**  
William Larimore..... E..... 1952

## MAINE (1)

**RUMFORD (1)**  
Chester Bulger ..... G..... 1938-39-40

## MASSACHUSETTS (1)

**TYNGSBOROUGH (1)**  
Ben Durand..... QB..... 2014

## MICHIGAN (2)

**DETROIT (1)**  
Damon Primus ..... DT..... 1992-93

**EAST LANSING (1)**  
Pat Prichard ..... DE..... 1983

## MISSOURI (4)

**KANSAS CITY (1)**  
Steven Clark ..... P..... 2010-11-12-13

**LICKING (1)**  
Anthony VanDeusen... DE..... 1997-98

**PALMYRA (1)**  
C.J. Johnson ..... QB..... 1900-01

**ST. LOUIS (1)**  
George Wolff ..... T..... 1937-38-39

## MISSISSIPPI (42)

**BATESVILLE (1)**  
Deon Mix..... OL..... 2015-16

**BILOXI (1)**  
Lorenzo Diamond..... TE..... 1999-00-01-02

**CLINTON (1)**  
Jaret Holmes..... K/P..... 1996-97

**COLUMBIA (1)**  
Brad Bourne ..... TE..... 1997-98

**COLUMBUS (2)**  
Greg Robert..... OT..... 1968-69  
Robby Robinett..... TE..... 1969-70-71

**CORINTH (1)**  
George Davis..... HB..... 1949-50

**DURANT (1)**  
Richard O-Cain ..... 1946

**GREENVILLE (2)**  
Quentin Groves ..... DE..... 2004-05-06-07  
Joe Overton ..... QB..... 1961-62

**GREENWOOD (2)**  
Kevin Phillips ..... P..... 2015-16  
Jermaine Whitehead... DB..... 2011-12-13-14

**GULFPORT (1)**  
Greg Cloutier ..... Trn..... 1988

**JACKSON (5)**  
Dwight Hitt ..... HB..... 1949-50-51  
Jerry Hutchinson..... E..... 1958  
Allan Parks ..... QB..... 1950-51  
Dave Ridgeway ..... QB..... 1950-51  
Stephen Rogers ..... Tnr..... 1988-89-90

**LUCIEN (1)**  
Ralph Harris..... G..... 1944

**MADISON (1)**  
Chaz Ramsey..... OL..... 2007

**McCOMB (2)**  
Robert Rhed ..... G..... 1950  
Dudley Spence ..... QB..... 1951-52

**MENDENHALL (1)**  
Xavier Dampeer..... OL..... 2014-15-16

**MERIDIAN (1)**  
Andre Miller ..... DE..... 1992-93-94-95

**MOSS POINT (1)**  
Tyreece Williams..... DB..... 1995-96-97

**NEWTON (1)**  
Allen Tillman..... QB..... 2000-01

**OLIVE BRANCH (2)**  
Brandon Taylor ..... OT..... 1998  
Jeremy Toungett..... OT..... 1998-99-00

# All-Time Lettermen by Hometown

## PASCAGOULA (3)

Joe Campbell..... QB..... 1964-65-66  
 Dick Ingwersen..... DE..... 1969  
 Mike Northrup..... C..... 1976

## PICAYUNE (1)

Drew Cole..... DB..... 2008-09-10-11

## PONTOTOC (2)

Marcus Austry..... OG..... 1998  
 Ryan Hooker..... WR..... 1998-99

## POLARVILLE (1)

Ben Elliott..... OG..... 1996-97

## RIPLEY (1)

Kendall Simmons..... OL..... 1997-98-00-01

## SALLIS (1)

Curtis Kuykendall..... HB..... 1942-43-44

## TAYLORSVILLE (2)

Jason Campbell..... QB..... 2001-02-03-04  
 Tim Duckworth..... DT/OT..... 2003-04-05-06

## TUPELO (2)

John Trapp..... HB..... 1917-18-19  
 Ron Wilkinson..... Tnr..... 1988-89-90-91

## VICKSBURG (1)

Mark Smith..... DE..... 1995-96

## WAYNESBORO (2)

Steve Gandy..... S..... 2005-06  
 Mike McLaughlin..... FB..... 2005-06

## NORTH CAROLINA (10)

### ASHEBORO (1)

Nick Coe..... DL..... 2017-18

### BAYBORO (1)

Doug Smith..... DT..... 1982-83

### CHARLOTTE (1)

Ralph G. Brice..... C..... 1923-24

### FAYETTEVILLE (1)

Chuckie Johnson..... DT..... 1989-90-91-92

### HENDERSONVILLE (1)

Sam Galloway..... C..... 1961

### MATTHEWS (1)

Kris Frost..... LB..... 2013-14-15

### NASHVILLE (1)

Gary Dunn..... DT..... 1988

### WINDSOR (1)

Pedro Cherry..... WR..... 1989-90

### WINSTON-SALEM (1)

Fernando Horn..... DT..... 1987-88-89

### UNKNOWN HOMETOWN (1)

L.E. Byrum..... T..... 1896

## MONTANA (1)

### BOZEMAN (1)

Jay Wisner..... WR..... 2009

## NORTH DAKOTA (1)

### JAMESTOWN (1)

Chuck Maxime..... OG..... 1954-55-56

## NEBRASKA (1)

### BELLVUE (1)

Steve Brown..... LB..... 1987-88-89

## NEW JERSEY (10)

### ELIZABETH (2)

Andy Gross..... OG..... 1964-65-66  
 George Gross..... OT..... 1960-61-62

### HACKENSACK (1)

Joe Leichtnam..... DE..... 1958-59-60

### HADDONFIELD (1)

Jim Hall..... E..... 1955-56-57

### HASBOROUGH HEIGHTS (1)

Ken Paduch..... OT..... 1957-58

### LEONIA (1)

Robert Briggs..... HB..... 1949

### MARLTON (1)

Jeff Catullo..... OT..... 1989-90-91

### NEW BRUNSWICK (1)

Michael S. Simmons..... E..... 1956-57-58

### RIDGEFIELD (1)

Ludwig Goetz..... OT..... 1959

### RIDGEWOOD (1)

Jack Van Yperen..... DB..... 1970

## NEW MEXICO (1)

### TUCAMCARI (1)

Bill Turnbeaugh..... T..... 1951-52

## NEW YORK (6)

### BROOKLYN (1)

Sean Taylor..... LB..... 1994

### JAMAICA (1)

Fred Duart..... E..... 1947-49-50

### NEW YORK (1)

Donato Mantrone..... T..... 1948-49

### SPRING VALLEY (1)

Ronaldo Attimy..... DB..... 2000-01

## UNIONDALE (1)

Mike Higgins..... DB..... 1985

## WEST ISLAP (1)

Alan Bohlert..... T..... 1963-64

## NIGERIA (3)

### DELTA STATE (2)

Richard Jibunor..... DE..... 2018  
 Prince Tega Wanogho..... OL..... 2016-17-18

### LAGOS (1)

Prince Micheal Sammons..... OL..... 2018

## OHIO (5)

### AKRON (2)

Dante Booker..... DT..... 2001-02  
 Jim Von Wyl..... K..... 1989-90-91

### BLANCHESTER (1)

Prince Micheal Sammons..... OL..... 2017-18

### BRUNSWICK (1)

Ted Neura..... T..... 1952-53-54

### PORTSMOUTH (1)

Raymond Pelfrey..... B..... 1947

## OKLAHOMA (4)

### FORT SILL (1)

John Dooley..... NG..... 1986

### LAWTON (1)

Scotty Long..... E..... 1964-65-66

### NORMAN (1)

Danny Ledbetter..... LB..... 1990

### TULSA (1)

Glen Nixon..... 1948-49

## PENNSYLVANIA (14)

### CHESTER (1)

Joe Tiburzi..... T..... 1950-51

### CRANBERRY TOWNSHIP (1)

Pete Ruzicka..... SS..... 2004-05-06

### HARRISBURG (1)

Cameron Artis-Payne..... RB..... 2013-14

### HAZELTON (1)

Pasco Garramore..... E..... 1945

### JEANNETTE (1)

William Abraham..... HB..... 1945

### LIANERCH (1)

Jack Williams..... C..... 1940-41

## McKEESPORT (3)

Michael Bodner..... T..... 1965  
 Bill McGuire..... G..... 1948-49  
 T.J. Neal..... LB..... 2016

## MEDIA (2)

Andrew Chambers..... PK..... 1998  
 Ted Varano..... T..... 1949-50

## NEW KENSINGTON (1)

Wayne Hepler..... G..... 1946

## PHILADELPHIA (2)

Frank D-Agostino..... T..... 1953-54-55  
 James Walsh..... FB..... 1954-55-56

## SHENANDOAH (1)

Joe Wozniak..... T..... 1944

## SOUTH CAROLINA (17)

### AIKEN (1)

William Thorpe..... G..... 1937-38-39

### CAMDEN (1)

Foy Thompson..... G..... 1950-51-52

### COLUMBIA (2)

Leon Hart..... OL..... 2004-05-06-07  
 Travis Williams..... LB..... 2002-03-04-05

### DARLINGTON (1)

Ricardo Walker..... DT..... 1993

### EBLOREE (1)

Lester Antley..... C..... 1935-36-37

### GREENVILLE (1)

Devaroe Lawrence..... DL..... 2015-16

### MAULDIN (1)

Jim Roe..... OT..... 1993-94-95-96

### MONCK'S CORNER (2)

Doug Langenfeld..... DE..... 2003-04  
 Rusty Williams..... RB..... 1996-97-98-99

### MT. PLEASANT (1)

Gimel President..... DL..... 2014-15

### MYRTLE BEACH (1)

Carl Hardy..... HB..... 1965-66

### PINEVILLE (1)

Kendall Mack..... OT..... 1995-96-97-98

### SPARTANBURG (1)

Stephen Davis..... RB..... 1993-94-95

### ST. MATTHEWS (1)

Eric Mack..... OL..... 2011

### SWANSEA (2)

Marshall Riley..... DT..... 1977-78-79-80  
 Victor Riley..... OT..... 1994-95-96-97

# All-Time Lettermen by Hometown

## UNKNOWN HOMETOWN (1)

A.H. McKissick..... C..... 1892-93-94

## TENNESSEE (59)

### ALCOA (1)

Carl Stewart..... RB..... 2004-05-06-07

### ANTIOCH (1)

Mike Berry..... OL..... 2007-08-09

### BLUFF CITY (1)

David Walsh ..... Tnr..... 1984

### BOLIVAR (1)

Robert Fulghum ..... HB..... 1965-66-67

### BRENTWOOD (10)

Dave Beasley ..... LB..... 1996-97-98-99

Kody Bliss..... P..... 2003-04-05-06

Taylor Bourgeois..... OT..... 2002

Pete Compton..... DS..... 2004

King Dunlap..... OT..... 2004-05-06-07

Brian Shulman..... P..... 1986-87-88

Jake Slaughter ..... LB/FB..... 2002-03-04-05

John Vaughn..... K..... 2003-04-05-06

Justin Zapp..... Mgr..... 1992

Nathan Zapp ..... Mgr..... 1989-90-92

### CHATTANOOGA (18)

Damon Duval ..... P/K..... 1999-00-01-02

James G. Gauntt ..... G..... 1906-08

Fred Gilliam ..... G..... 1935-37

Ted Gilreath..... Mgr..... 1957-58-59

Charlie Glenn..... OT..... 1966-67

Jerry Gordon..... OT..... 1967-68

Robert Hoppe ..... RHB..... 1955-56-57

James Jeffrey..... T..... 1957-58

Donald T. Jones..... G..... 1930-32

Ronnie Jones ..... OT..... 1974-75-76

Tim Lyle..... OG..... 1967-68

Charles Nixon..... 1900

W.L. Noll ..... HB..... 1900

S.D. Peterson..... QB..... 1922

George Revington ..... FB..... 1916-17

Ronnie Robbs..... FB..... 1957-58

Osmo Smith..... E..... 1936-37-38

E.E. Williams..... HB..... 1923-24-25

### CLINTON (1)

Larry Cannon..... OT..... 1980

### COLLIERVILLE (2)

Aubrey Clayton ..... QB..... 1941-42

John Pass ..... PK..... 1997

### DAYTON (1)

Jason Fitzgerald..... DS..... 1991

### DYERSBURG (1)

W.T. Yearout ..... FB..... 1940

### FAYETTEVILLE (1)

Eddie Blake..... OG..... 1990-91

### FRANKLIN (1)

Chip Holt..... Mgr..... 1996-97-98-99

### GALLATIN (1)

Corey Lewis..... QB..... 1989-90-91

### GERMANTOWN (1)

Mark Brown ..... LB..... 1999-00-01-02

### JACKSON (1)

Pat Jones ..... LB..... 1974-75

### KNOXVILLE (1)

Tim Davis..... WR..... 1980

### LEBANON (1)

Harold Lannom ..... T..... 1946-47

### MADISON (1)

A.J. Greene ..... OL..... 2010-11

### MEMPHIS (5)

Daren Bates ..... LB..... 2009-10-11-12

Shon Coleman ..... OL..... 2013-14-15

Harry Esslinger..... E..... 1907-08-09

James C. Loftin ..... E..... 1951

Mark Pera..... OL..... 2000-01-02-03

Jovon Robinson ..... RB..... 2015

### NASHVILLE (6)

Wirth Campbell..... WR..... 2014

Trent Fisher..... DB..... 2011-12-13

Phelps Gambill..... OL..... 2018

Craig Remington..... SE..... 1984

Steven Ross..... OG..... 2002-03-04-05

Cooper Wallace ..... TE..... 2002-03-04-05

### OLTEWAH (1)

Edward M. McCoy II..... Mgr..... 1996-97

### PARIS (1)

John Hudson..... C..... 1986-87-88-89

### UNION CITY (1)

Greg Zipp ..... OL..... 1979-80-81

## TEXAS (14)

### AUSTIN (1)

Emory Blake..... WR..... 2009-10-11-12

### BRIDGEPORT (1)

Jacob Allen ..... H..... 1999-00-01

### DALLAS (1)

Jack Bjork ..... WR..... 2016

### EL PASO (1)

Bruce Yates..... DT..... 1963-64-65

### FRIENDSWOOD (1)

Ricky Allen..... DT..... 1977-78

### GAINESVILLE (1)

Vernon Blackard ..... DT..... 1979-80-81-82

### HOUSTON (1)

Josh Hebert..... DB..... 2005-06-07

### KILLEEN (1)

Darius James..... OL..... 2016-17

### MAGNOLIA (1)

Spencer Nigh ..... FB..... 2016-17-18

### MANSFIELD (1)

Nosa Eguae..... DE..... 2010-11-12-13

### PORT ARTHUR (1)

Kam Martin..... RB..... 2016-17-18

### STEPHENVILLE (1)

Jarrett Stidham..... QB..... 2017-18

### SUGARLAND (1)

Clay Helton ..... QB..... 1992

### WICHITA FALLS (1)

Edwin House..... 1945

## VIRGINIA (11)

### ETTRICK (1)

Rudi Johnson..... RB..... 2000

### FAIRFAX (2)

Brent Mueller..... NT..... 1998

Roman Nelsen ..... FB..... 1997-98

### FALLS CHURCH (1)

Francis Crimmins ..... LT..... 1940-41

### FREDREICKBURG (1)

Nathan Taylor..... WR..... 2011

### NORTON (1)

Billy Ball..... HB..... 1944-45-47

### PETERSBURG (1)

William Laffoon ..... G..... 1945

### PORTSMOUTH (1)

Freddie Jones ..... FS..... 1983

### WINCHESTER (1)

Aidan Marshall ..... P..... 2017

### WOODBRIIDGE (2)

Karibi Dede ..... S/LB..... 2003-04-05-06

Danny Raines..... QB..... 1991

## WASHINGTON (1)

### LACEY (1)

Lawyer Tillman..... RB..... 2015

## WEST VIRGINIA (2)

### GRANT TOWN (1)

Frank Gatski..... C..... 1945

### TURTLE CREEK (1)

Harold Barker ..... G..... 1944



# Team Captains

1892	Frank Lupton	1950	Jim McGowen	1985	Lewis Colbert	2004	Ronnie Brown
1893	Tom Daniels	1951	Ed Baker		Harold Hallman		Jason Campbell
	R.T. Dorsey	1952	Lee Hayley		Bo Jackson		Bret Eddins
1894	J.V. Brown	1953	Vince Dooley		Pat Washington		Carlos Rogers
1895	W.R. Shafer	1954	Jimmy Long		Gerald Williams		Carnell Williams
1896	W.R. Tichenor	1955	Bob Scarbrough	1986	Tommie Agee	2005	Ben Obomanu
1897	W.B. Stokes	1956	Jerry Elliott		Chip Powell		Marcus McNeill
1898	G.N. Mitcham	1957	Tim Baker		Tom Powell		T.J. Jackson
1899	A.H. Feagin		Jimmy "Red" Phillips		Ben Tamburello		Travis Williams
1900	D.S. Martin	1958	Lloyd Nix	1987	Aundray Bruce	2006	Karibi Dede
1901	Henry S. Park		Tommy Lorino		Jeff Burger		Ben Grubbs
1902	H.A. Allison	1959	Jackie Burkett		Kurt Crain		Will Herring
1903	J.P. Paterson	1960	Ken Rice		Stacy Searels		Courtney Taylor
1904	R.S. Reynolds	1961	John McGeever	1988	Rodney Garner	2007	Cole Bennett
1905	Pete Lacey		Don Machen		Tracy Rocker		Brandon Cox
1906	W.C. Whitner	1962	None		Benji Roland		Patrick Lee
1907	D.E. Wilkinson	1963	Howard Simpson		Brian Shulman		Josh Thompson
1908	Tom McClure		George Rose		Lawyer Tillman	2008	Tyronne Green
1909	W. Reynold	1964	Tucker Frederickson	1989	John Hudson		Jerraud Powers
1910	John Davis	1965	Game Captains		Win Lyle	2009	Antonio Coleman
1911	M.S. Bonner	1966	Gusty Yearout		Craig Ogletree		Chris Todd
1912	J.P. Major		Tom Bryan		Quentin Riggins	2010	Kodi Burns
1913	Kirk Newell	1967	Gusty Yearout		Reggie Slack		Josh Bynes
1914	H.W. Robinson	1968	Loran Carter	1990	James Joseph		Zac Etheridge
1915	Bedie Bidez	1969	Mike Kolen		David Rocker		Lee Ziemba
1916	Lucy Hairston	1970	Ronnie Ross		Lamar Rogers	2011	Game Captains
1917	C. Robinson	1971	Pat Sullivan		Greg Taylor	2012	Daren Bates
1918	Ike Rogers	1972	Mike Neel	1991	Corey Barlow		T'Sharvan Bell
1919	Pete Bonner		Mac Lorendo		Teapot Brown		Emory Blake
1920	E. Sizemore	1973	Benny Sivley		Darrel Crawford		Philip Lutzenkirchen
1921	N.W. Caton		Steve Taylor		Chris Jones		Onterio McCalebb
1922	J.B. Shirey	1974	Mike Fuller		Bob Meeks	2013	Chris Davis
1923	Rip Reagan		Lee Gross		Chad Muilenburg		Reese Dismukes
1924	Fatty Lawrence	1975	Liston Eddins	1992	Karekin Cunningham	2014	Reese Dismukes
1925	M. Harkins		Ed Butler		Bennie Pierce		Gabe Wright
1926	Paul S. Turner	1976	Phil Gargis		Fred Baxter	2015	Jonathan Wallace
1927	W.W. Paterson		Jeff McCollum		Chris Gray		Justin Garrett
1928	H.J. Carter	1977	Lynn Johnson		Doug Bell	2016	Montravius Adams
1929	H.J. Long		Rick Freeman	1993	Stan White		Marcus Davis
1930	D. Harkins	1978	William Andrews		Randy Hart		Alex Kozan
1931	J.D. Bush		Donnie Givens		Scott Etheridge		Carl Lawson
	C. Davidson	1979	Charlie Trotman	1994	Frank Sanders	2017	Austin Golson
1932	J. Hitchcock		Harris Rabren		Mike Pelton		Braden Smith
1933	R. Williams	1980	James Brooks		Joe Frazier		Tre' Williams
1934	Mike Welch		Clifford Toney	1995	Game Captains	2018	Dashaun Davis
1935	Mutt Morris	1981	Edmund Nelson		Game Captains		Ryan Davis
1936	Walt Gilbert		Keith Uecker	1997	Game Captains		Jarrett Stidham
1937	Lester Antley	1982	Dennis Collier		Game Captains	2019	Derrick Brown
1938	Bo Russell		Mike Edwards	1998	Game Captains		Marlon Davidson
1939	Milton Howell		Bob Harris	1999	Game Captains		Jeremiah Dinson
1940	Dick McGowen		Bishop Reeves	2000	Cole Cubelic		Daniel Thomas
1941	L. Cheatham	1983	Dowe Aughtman		Ben Leard		
1942	Vic Costellos		Randy Campbell		Alex Lincoln		
1944	C. Kuykendall		Donnie Humphrey	2001	Colin Sears		
	T. Warrington		Lionel James		Kendall Simmons		
1945	C. Kuykendall	1984	Gregg Carr	2002	James Callier		
1946	Jim Pharr		Ed Graham		Mark Brown		
	S. McClurkin		Mike Mann		Ben Nowland		
1947	Harold Lannom		Ben Thomas		Travaris Robinson		
1948	Russell Inman			2003	Karlos Dansby		
1949	Ralph Pyburn				Jeris McIntyre		
					Dontarrious Thomas		

# All-Time Coaching Records

## Auburn All-Time Coaches' Records

Coach	Years	Tenure	Record	Pct.
Dr. George Petrie	1	1892	2-2	.500
G.H. Harvey	1	1893	2-0-2	.750
D.M. Balliet	1	1893	1-0	1.000
F.M. Hall	1	1894	1-3	.250
John Heisman	5	1895-99	12-4-2	.722
Billy Watkins	2	1900-01	6-3-1	.650
R.S. Kent	1	1902	2-2-1	.500
Mike Harvey	1	1902	0-2	.000
Billy Bates	1	1903	4-3	.571
Mike Donahue	18	1904-06, '08-22	99-35-5	.730
W.S. Kienholz	1	1907	6-2-1	.722
Boozer Pitts	3	1923-24, '27	7-11-6	.417
Dave Morey	3	1925-27	10-10-1	.500
George Bohler	2	1928-29	3-11	.214
John Floyd	1	1929	0-4	.000
Chet Wynne	4	1930-33	22-15-2	.591
Jack Meagher	9	1934-42	48-37-10	.558
Carl Voyles	4	1944-47	15-22	.405
Earl Brown	3	1948-50	3-22-4	.172
Ralph Jordan	25	1951-75	176-83-6	.675
Doug Barfield	5	1976-80	29-25-1	.536
Pat Dye	12	1981-92	99-39-4	.711
Terry Bowden	6	1993-98	47-17-1	.731
Bill Oliver	*1	1998	2-3	.400
Tommy Tuberville	10	1999-2008	85-40	.680
Gene Chizik	4	2009-12	33-19	.635
Gus Malzahn	6	2013-current	53-27	.663

\*Bill Oliver coached the final five games of 1998 season after Terry Bowden resigned.

## Auburn All-Time Coaching Leaders (BY VICTORIES)

Coach	Years	Tenure	Record	Pct.
1. Ralph Jordan	25	1951-75	176-83-6	.675
2. Mike Donahue	18	1904-06, '08-22	99-35-5	.730
Pat Dye	12	1981-92	99-39-4	.711
4. Tommy Tuberville	10	1999-2008	85-40	.680
5. <b>Gus Malzahn</b>	6	<b>2013-current</b>	<b>53-27</b>	<b>.663</b>
6. Jack Meagher	9	1934-42	48-37-10	.558
7. Terry Bowden	6	1993-98	47-17-1	.731
8. Gene Chizik	4	2009-12	33-19	.635
9. Doug Barfield	5	1976-80	29-25-1	.536
10. Chet Wynne	4	1930-33	22-15-2	.591
11. Carl Voyles	4	1944-47	15-22	.405
12. John Heisman	5	1895-99	12-4-2	.722
13. Dave Morey	3	1925-27	10-10-1	.500
14. Boozer Pitts	3	1923-24, '27	7-11-6	.417
15. W.S. Kienholz	1	1907	6-2-1	.722
Billy Watkins	2	1900-01	6-3-1	.650
17. Billy Bates	1	1903	4-3	.571
18. George Bohler	2	1928-29	3-11	.214
Earl Brown	3	1948-50	3-22-4	.172
20. G.H. Harvey	1	1893	2-0-2	.750
Dr. George Petrie	1	1892	2-2	.500
R.S. Kent	1	1902	2-2-1	.500
23. Bill Oliver	1	1998	2-3	.400
24. D.M. Balliet	1	1893	1-0	1.000
F.M. Hall	1	1894	1-3	.250
26. Mike Harvey	1	1902	0-2	.000
John Floyd	1	1929	0-4	.000

## Auburn All-Time Coaching Leaders (BY WINNING PERCENTAGE)

Coach	Years	Tenure	Record	Pct.
1. D.M. Balliet	1	1893	1-0	1.000
2. G.H. Harvey	1	1893	2-0-2	.750
3. Terry Bowden	6	1993-98	47-17-1	.731
4. Mike Donahue	18	1904-06, '08-22	99-35-5	.730
5. John Heisman	5	1895-99	12-4-2	.722
W.S. Kienholz	1	1907	6-2-1	.722
7. Pat Dye	12	1981-92	99-39-4	.711
8. Tommy Tuberville	10	1999-2008	85-40	.680
9. Ralph Jordan	25	1951-75	176-83-6	.675
10. Billy Watkins	2	1900-01	6-3-1	.650
11. <b>Gus Malzahn</b>	6	<b>2013-current</b>	<b>53-27</b>	<b>.663</b>
12. Gene Chizik	4	2009-12	33-19	.635
13. Chet Wynne	4	1930-33	22-15-2	.591
14. Billy Bates	1	1903	4-3	.571
15. Jack Meagher	9	1934-42	48-37-10	.558
16. Doug Barfield	5	1976-80	29-25-1	.536
17. Dave Morey	3	1925-27	10-10-1	.500
Dr. George Petrie	1	1892	2-2	.500
R.S. Kent	1	1902	2-2-1	.500
20. Boozer Pitts	3	1923-24, '27	7-11-6	.417
21. Carl Voyles	4	1944-47	15-22	.405
22. Bill Oliver	1	1998	2-3	.400
23. F.M. Hall	1	1894	1-3	.250
24. George Bohler	2	1928-29	3-11	.214
25. Earl Brown	3	1948-50	3-22-4	.172
26. Mike Harvey	1	1902	0-2	.000
John Floyd	1	1929	0-4	.000

# All-Time Assistant Coaches

Alley, E.H. "Herc," 1944-47  
 Allison, Rodney, 1993-98  
 Atkins, George, 1956-71  
 Atkinson, Professor, 1892

Barfield, Doug, 1972-75  
 Baskin, Weems, 1930  
 Blakeney, Larry, 1977-90  
 Beck, Dave, 1974-79  
 Beightol, Larry, 1976  
 Bernard, Charles, 1948-50  
 Bidez, Biddie, 1919  
 Borges, Al, 2004-07  
 Boulware, Jay 2009-12  
 Bowden, Tommy, 1980, 1990-96  
 Bradberry, Buck, 1955-65  
 Brown, Greg, 2017-18  
 Burns, Jack, 1979-80  
**Burns, Kodi, 2016-19**

Callaway, Neil, 1981-92  
 Campbell, Randy, 1992  
 Cannon, Jack, 1933  
 Casey, Bud, 1981-92  
 Chambliss, Boots, 1934-46  
 Chizik, Gene, 2002-04  
 Christian, Tim, 1969-80  
 Connally, Joe, 1951-75  
 Craig, Dameyune, 2013-15  
 Crain, Kurt, 1993-95  
 Crowe, Jack, 1982-85

Daniel, James, 1981-92  
 Darrow, George, 1946-47  
 Davis, Paul, 1967-80, 1987-90  
 Dennis, Steve, 1985-92  
 Denson, J.V., 1907  
**Dillingham, Kenny, 2019**  
 Donahue, M.J., 1907  
 Dooley, Vince, 1956-63  
 Dunn, Don, 1999-08  
 Dupree, Sterling, 1936

Eaves, Joel, 1949-63  
 Edmondson, Larry, 1997-98  
 Elliot, Jerry, 1962-66  
 Ensminger, Steve, 2003-08

Fisher, Jimbo, 1993-98  
 Floyd, John "Red," 1929  
 Fountain, Scott, 2013-16  
 Franklin, Tony, 2008  
 Freeman, Bobby, 1964-73

## **Garner, Rodney, 1993-95; 2013-19**

Gaum, C.G., 1908-12  
 Gibbs, Alex, 1979-80  
 Gibbs, David, 2005  
 Gran, Eddie, 1999-08  
 Grant, Porter, 1933-35  
 Greer, Steve, 1972-78  
**Grimes, J.B., 2013-15; 2018-19**  
 Grimes, Jeff, 2009-12  
 Guy, Al, 1979

Hall, Wayne, 1981-95  
 Hand, Herb, 2016-17  
 Harbison, Charlie, 2013-14  
 Harkins, C.D. "Red," 1931-35  
 Harvey, Mike, 1893-1902  
 Hayley, Lee, 1963-66  
 Herring, Hal, 1953-65  
 Herring, Reggie, 1987-91  
 Hewlett, McCoy, 1949-50  
 Hilyer, Jim, 1968-73  
 Hines, Jack, 1993-98  
 Hitchcock, Jimmy, 1933-46  
 Hobbs, Homer, 1951  
 Hollis, Joe, 1979  
 Horton, Tim, 2013-18  
 Hutsell, Wilbur, 1933

James, Lionel, 1996-97  
 Jenkins, Pete, 1996-98  
 Johnson, Ellis, 2013-14  
 Jones, Tom, 1966-71  
 Jordan, Ralph, 1933-45

Kiley, Roger, 1930-33  
 Kinard, Billy, 1961-63  
 King, Jim, 1977-78  
 Knox, Greg, 1999-08

Lashlee, Rhett, 2013-16  
 Lee, 1928  
 Levine, Dutch, 1908  
 Lindsey, Chip, 2017-18  
 Loeffler, Scot, 2012  
 Lolley, Phillip, 2000-03; 2009-11  
 Lorendo, Gene, 1951-75  
 Louiselle, W.C., 1916  
 Lovett, John, 1999-01  
 Luper, Curtis, 2009-12

Malzahn, Gus, 2009-11  
 Marshall, Walter, 1948-50  
 Mazzone, Noel, 1999-01  
 McAllister, Sam, 1930-33  
 McCollum, Buddy, 1934-46  
 McFaden, Earl "Bull," 1930-33  
 McGowen, Dick, 1948-64  
**McGriff, Wesley, 2016; 2019**  
 Mitchell, Sam, 1966-73  
 Morgan, Del, 1934-40  
 Morris, Pap, 1972-75  
 Moulton, Edward "Slick," 1928  
 Murphy, John, 1948-50  
 Muschamp, Will, 2006-07; 2015

Nall, Hugh, 1999-08  
 Neel, Mike, 1974-76  
 Newell, Kirk, 1916  
 Nix, Buddy, 1976-80

Oliver, Bill, 1966-70, 1996-98  
 Orgel, Frank, 1981-85

Pannunzio, Joe, 1999  
 Papke, Mike, 1930-33  
 Pelton, Mike, 2011-12  
 Penton, G.W., 1913-1915  
 Petrino, Bob, 2002  
 Pitts, J.E. "Boozier," 1919-22;  
 1925-27

**Porter, Larry, 2017-19**  
 Pray, 1913  
 Price, Terry, 1999-08  
 Propst, Shorty, 1944-47  
 Purvis, Chuck, 1945

Raye, Tommy, 1992  
 Rhoads, Paul, 2008  
 Roberts, J.D., 1961  
 Robinson, Travaris, 2015  
 Rocker, Tracy, 2009-10  
 Roof, Ted, 2009-11  
 Rose, George, 1972-75  
 Russell, Erk, 1958-62

Saia, Claude, 1964-75  
 Senn, C.L. "Shot," 1947-64  
 Shealy, Dal, 1977-78  
 Slaten, Ralph, 1948-50  
 Smith, Melvin, 2013-14  
 Spinks, Buck, 1925-27  
**Steele, Kevin, 2016-19**  
 Streit, Bill, 1911  
 Sullins, S.E., 1979-80  
 Sullivan, Pat, 1986-91

Taylor, Trooper, 2009-12  
 Thigpen, Tommy, 2009-12  
 Thompson, Lance, 2015  
 Tichenor, Isaac, 1917-1919  
 Ticknor, R., 1916  
 Tolbert, Tyke, 1998  
 Trickett, Rick, 1993-98

Umbach, Arnold "Swede," 1944-47  
 Underwood, P.W., 1976-80

VanGorder, Brian, 2012

Wallace, Bobby, 1981-84  
 Waller, Charlie, 1951-54  
 Werner, "Pop," 1946  
 Whitt, Joe, 1981-2005  
 Wigham, Byrd, 1967-68  
**Williams, Carnell, 2019**  
**Williams, Travis, 2016-19**  
 Williamson, John, 1949  
 Willis, James, 2006-08  
 Wilson, Bob, 1923  
**Woodson, Marcus, 2018-19**  
 Wright, E.A., 1907

Young, Frank, 1971, 1974-90

# 1971 Heisman Trophy

# Pat Sullivan

**QB • 6-0 • 190 • 3L • Birmingham, Ala.**



## SULLIVAN'S 1971 Game-by-Game Statistics

	Rushing			Passing				Total Offense	Avg. Gain Per Play	
	Att.	Yds.	TD	Att.	Comp.	INT	Yds.			TD
UT-CHATTANOOGA.....	3	-4	0	16	13	0	132	2	128	6.7
at Tennessee .....	5	0	0	31	14	0	154	0	154	4.2
KENTUCKY.....	3	12	0	25	16	2	253	2	265	9.4
SOUTHERN MISSISSIPPI .....	6	9	0	39	23	1	238	3	247	5.5
at Georgia Tech .....	3	-12	0	34	25	1	281	3	269	7.2
CLEMSON .....	5	26	0	31	15	3	204	1	230	6.4
FLORIDA .....	11	38	2	30	15	1	241	2	279	6.8
MISSISSIPPI STATE.....	4	25	0	24	13	1	140	3	165	5.7
at Georgia .....	6	-8	0	24	14	0	248	4	240	8.0
Alabama (B'ham) .....	1	-2	0	27	14	2	121	0	119	4.2
<b>1971 Totals</b>	<b>47</b>	<b>84</b>	<b>2</b>	<b>281</b>	<b>162</b>	<b>11</b>	<b>2012</b>	<b>20</b>	<b>2096</b>	<b>6.3</b>

### SULLIVAN'S Career Highlights

- Two-time All-American (1970-71)
- Led NCAA with 2,856 yards of total offense in 1970
- Led Auburn to three bowl games
- Threw for 351 yards in Gator Bowl win over Ole Miss
- Accounted for 71 TDs in three years (53 pass/18 rush)
- Twice named SEC Player of the Year (1970-71)

### SULLIVAN'S Career Passing Statistics

Year	G	Att.	Comp.	Yds.	Int.	TD
1969	10	257	123	1686	16	16
1970	10	281	167	2586	12	17
1971	10	281	162	2012	11	20
<b>Totals</b>	<b>30</b>	<b>819</b>	<b>452</b>	<b>6284</b>	<b>39</b>	<b>53</b>

### SULLIVAN'S Career Rushing Statistics

Year	G	Att.	Yds.	Avg.	TD
1969	10	56	205	3.6	7
1970	10	52	270	5.1	9
1971	10	47	84	1.8	2
<b>Totals</b>	<b>30</b>	<b>155</b>	<b>559</b>	<b>3.6</b>	<b>18</b>



# 1985 Heisman Trophy

# Bo Jackson

RB • 6-1 • 222 • 4L • Bessemer, Ala.



## JACKSON'S 1985 Game-by-Game Statistics

	ATT	YDS	AVG	TD	LG	1st DOWN RUNS	OVER 10 YARDS	TD RUNS
SOUTHWESTERN LOUISIANA . . . . .	23	290	12.6	4	76	10	6	7, 47, 76, 12
SOUTHERN MISSISSIPPI . . . . .	30	205	6.8	2	34	9	4	2, 2
at Tennessee* . . . . .	17	80	4.7	0	17	2	3	---
OLE MISS . . . . .	38	240	6.3	2	25	16	9	3, 3
FLORIDA STATE . . . . .	30	176	5.9	2	53	9	3	54, 35
at Georgia Tech . . . . .	32	242	7.6	1	76	9	5	76
MISSISSIPPI STATE . . . . .	28	169	6.0	2	40	9	5	22, 4
FLORIDA** . . . . .	16	48	3.0	0	12	3	1	---
EAST CAROLINA . . . . .	14	73	5.2	0	16	6	2	---
at Georgia . . . . .	19	121	6.4	2	67	4	2	67, 6
Alabama (B'ham) . . . . .	31	142	4.6	2	20	4	2	7, 1
<b>1985 TOTALS . . . . .</b>	<b>278</b>	<b>1786</b>	<b>6.4</b>	<b>17</b>	<b>76</b>	<b>81</b>	<b>42</b>	<b>---</b>

\*Injured in third quarter \*\*Injured in second quarter

### JACKSON'S Career Rushing Statistics

Year	G	Att.	Yds.	Avg.	TD	LG	Avg./Game
1982	11	127	829	6.5	9	53	75.4
1983	11	158	1213	7.7	12	80	110.3
1984	6	87	475	5.5	5	53	79.2
1985	11	278	1786	6.4	17	76	162.4
<b>Totals</b>	<b>39</b>	<b>650</b>	<b>4303</b>	<b>6.6</b>	<b>43</b>	<b>80</b>	<b>113.2</b>

### JACKSON'S Career Receiving Statistics

Year	No.	Yds.	Avg.	TD	LP
1982	5	64	12.8	0	43
1983	13	73	5.6	2	44
1984	4	62	15.5	0	21
1985	4	73	18.3	0	29
<b>Totals</b>	<b>26</b>	<b>272</b>	<b>10.5</b>	<b>2</b>	<b>44</b>


### JACKSON'S Career Baseball Statistics

Year	G	AB	R	H	Avg.	HR	RBI	SB
1983	26	68	14	19	.279	4	13	5
1985	42	147	55	59	.401	17	43	9
1986	21	69	21	17	.246	7	14	5
<b>Totals</b>	<b>89</b>	<b>284</b>	<b>90</b>	<b>95</b>	<b>.335</b>	<b>28</b>	<b>70</b>	<b>19</b>

# 2010 Heisman Trophy

# Cam Newton

QB • 6-5 • 250 • 1L • College Park, Ga.



## NEWTON'S 2010 Game-by-Game Statistics

	Rushing			Passing					Total	Avg. Gain
	Att.	Yds.	TD	Att.	Comp.	INT	Yds.	TD	Offense	Per Play
ARKANSAS STATE	15	171	2	14	9	0	186	3	357	12.3
at Mississippi State	18	70	0	19	11	1	136	2	228	6.0
CLEMSON	17	68	0	14	7	2	203	2	272	8.8
SOUTH CAROLINA	25	176	3	25	16	0	158	2	334	6.7
ULM	1	-11	0	19	14	1	245	3	234	11.7
at Kentucky	28	198	4	21	13	1	210	0	408	8.3
ARKANSAS	25	188	3	14	10	0	140	1	328	8.4
LSU	28	217	2	16	10	0	86	0	303	6.9
at Ole Miss	11	45	0	24	18	0	209	2	274	7.6
CHATTANOOGA	8	24	1	21	15	0	317	4	341	11.8
GEORGIA	30	151	2	15	12	1	148	2	299	6.6
at Alabama	22	39	1	20	13	0	216	3	255	6.1
South Carolina (SEC Champ)	14	73	2	28	17	0	335	4	408	9.7
Oregon (BCS Championship)	22	64	0	34	20	1	265	2	329	5.9
<b>2010 Totals</b>	<b>264</b>	<b>1473</b>	<b>20</b>	<b>280</b>	<b>185</b>	<b>7</b>	<b>2854</b>	<b>30</b>	<b>4327</b>	<b>8.0</b>


### NEWTON'S Career Highlights

- Won the Heisman Trophy and became Auburn's first Maxwell and Davey O'Brien Award winners; was also named Walter Camp National Player of the Year
- A consensus All-American and SEC Player of the Year
- Named Offensive MVP of SEC Championship Game
- Became third player in NCAA FBS history to total 20 rushing touchdowns and 20 passing touchdowns in a season
- Was the ninth different player in NCAA history to reach totals of 2,000 yards passing and 1,000 yards rushing
- Led the SEC and was 9th in NCAA in total offense (309.1 ypg)
- Set the Auburn and SEC records for passing efficiency (182.05) and rushing yards by a quarterback (1,586)
- His 4,370 yards of total offense is an Auburn record
- Scored 126 points on the season, setting a new Auburn single-season record

# 1958 Outland Trophy

## Zeke Smith

G • 6-2 • 215 • 3L • Uniontown, Ala.



*Individual Defensive Statistics were not recorded in Zeke Smith's playing days. Here is his bio from the 1959 Auburn Football Media Guide, the season after he won the Outland Trophy:*

ROGER DUANE (Zeke) SMITH—22—6-2—215—Sr.—Uniontown, Ala. ... Won Outland Award in 1958 as nation's most outstanding lineman ... Greatest guard in history of Auburn ... All-SEC and All-America in 1958 by unanimous choice ... Considered best line-backing guard in Dixie ... Selected to first-string All-America on following teams: *Look Magazine*, *Associated Press*, NEA, FWAA, *Football Digest*, *Time Magazine*, *Sports Illustrated*, *Chicago Tribune*, *Coach and Athlete* ... All-SEC on *Associated Press* and *United Press International* and SEC Lineman of the Year choice of Atlanta Touchdown Club and Birmingham Quarterback Club ... Lineman of the Week by the *Associated Press* for his play against Tennessee in 1958 season opener ... Led a Tiger defense which allowed the Vols no first downs and minus-33 yards total offense for the afternoon ... Third-string frosh center who was held out as a sophomore ... Came to Auburn as a slow-footed runner but worked hard to obtain powerful muscles and agility ... Has tremendous quickness, speed and power ... Plays left guard on offense but becomes middle linebacker on a five-man line, which Auburn uses 70 percent of the time ... Voted "Best Offensive Guard in SEC" by conference coaches in 1958 ... Speed and quickness make him a natural on pulling and blocking ends (Auburn guards pull on about 80 percent of all plays) ... Drafted by Baltimore Colts following 1958 season as fourth draft pick despite having another year of eligibility ... Turned down \$15,000 to sign with Canadian League team because, as he said: "Auburn took me when no one else wanted me. I'm where I am today because of Coach Ralph Jordan and Auburn, and I believe I owe Auburn more than I could ever give" ... Education major.

OTHER CHARACTERISTICS OF ZEKE SMITH—Handsome blond with blue eyes ... Born on Sept. 29, 1936, at Walker Springs, Ala. ... Moved to Uniontown (Pop. 2,000) when he was six years old ... Unheralded as a high school fullback, he was not approached by another college ... Nicknamed "Zeke" by high school coach who said he ran like Zeke Bratkowski (Georgia's famed "Brat" averaged losing 200 yards rushing each year) ... First-string Scholastic All-America by the Peoples Encyclopedia Company ... Called, along with Lou Michaels of Kentucky, "The Greatest Lineman in the SEC in the past 10 years," by Georgia Tech's Bobby Dodd ... Will be always remembered by football writers who attended the *Look Magazine* party in New York for accepting the OUTLAND AWARD by saying, "Thank you gentlemen for this HEISMAN TROPHY ... I mean OUTLAND AWARD." Smith did this twice within 30 seconds ... Spent this past summer as assistant sergeant-at-arms in Alabama Senate ... Pre-season All-SEC and All-America ... Married this summer.

# 1988 Outland and Lombardi Trophy

## Tracy Rucker

DT • 6-3 • 278 • 4L • Atlanta, Ga.



### ROCKER'S 1988 Game-by-Game Statistics

	Solo	Asst.	Total	Sack-Yds.	TL-Yds.	FF	FR	PBU	CI	INT
KENTUCKY .....	0	2	2	0-0	0-0	1	0	1	0	0
KANSAS .....	0	0	0	0-0	0-0	0	0	0	0	0
TENNESSEE .....	5	9	14	2-10	1-7	1	0	0	0	0
NORTH CAROLINA .....	3	3	6	0-0	1-1	0	0	1	0	0
at LSU .....	4	6	10	0-0	1-4	0	0	1	0	0
AKRON .....	7	4	11	0-0	2-7	0	0	0	0	0
MISSISSIPPI STATE .....	7	3	10	0-0	2-7	0	0	0	0	0
at Florida .....	10	6	16	0-0	3-7	1	0	0	0	0
SOUTHERN MISSISSIPPI .....	7	1	8	2-7	1-2	1	0	0	0	0
GEORGIA .....	7	4	11	0-0	1-1	0	0	1	0	0
Alabama (B'ham) .....	7	5	12	1-8	1-2	0	0	0	0	0
<b>1988 TOTALS</b>	<b>57</b>	<b>43</b>	<b>100</b>	<b>5-25</b>	<b>13-38</b>	<b>4</b>	<b>0</b>	<b>4</b>	<b>0</b>	<b>0</b>

### ROCKER'S Career Highlights

- First SEC Player to win both the Outland and Lombardi
- Two-time All-America (1987-88)
- Three-time All-SEC (1986-87-88)
- Made 48 career tackles behind the line of scrimmage
- Helped Auburn win a pair of SEC titles (1987-88)
- Led SEC down linemen in tackles as a freshman

### ROCKER'S Career Defensive Statistics

Year	Solo	Asst.	Total	Sack-Yds.	TL-Yds.	FF	FR	PBU	INT
1985	52	41	93	6-43	5-9	0	0	1	0
1986	46	40	86	7-58	4-8	1	0	4	0
1987	44	31	75	3-20	5-10	3	1	2	0
1988	57	43	100	5-25	13-38	3	0	4	0
<b>Totals</b>	<b>199</b>	<b>155</b>	<b>354</b>	<b>21-146</b>	<b>27-65</b>	<b>7</b>	<b>1</b>	<b>11</b>	<b>0</b>




# 2010 Lombardi Award



# Nick Fairley

DT • 6-5 • 298 • 2L • Mobile, Ala.



## FAIRLEY'S 2010 Game-by-Game Statistics

	Solo	Asst.	Total	Sack-Yds.	TL-Yds.	FF	FR	PBU	CI	INT
ARKANSAS STATE . . . . .	1	3	4	1.5-8	1.5-8	0	1	0	0	0
at Mississippi State . . . . .	3	2	5	1.5-6	2.5-10	0	0	0	0	1
CLEMSON . . . . .	4	3	7	1.0-8	3.0-10	0	0	0	0	0
SOUTH CAROLINA . . . . .	1	1	2	0.0-0	1.5-2	0	0	0	0	0
LOUISIANA-MONROE . . . . .	3	1	4	1.0-8	3.0-16	0	0	0	0	0
at Kentucky . . . . .	3	0	3	0.0-0	1.0-3	0	0	0	0	0
ARKANSAS . . . . .	5	3	8	0.0-0	1.0-2	0	0	0	0	0
LSU . . . . .	4	2	6	2.5-20	3.5-23	0	0	0	0	0
at Ole Miss . . . . .	1	3	4	0.0-0	1.0-1	0	0	0	0	0
CHATTANOOGA . . . . .	0	0	0	0.0-0	0.0-0	0	0	0	0	0
GEORGIA . . . . .	2	2	4	0.0-0	0.0-0	0	0	0	0	0
at Alabama . . . . .	3	1	4	2.0-15	2.0-15	1	1	0	0	0
South Carolina (SEC) . . . . .	1	3	4	1.0-2	1.0-2	0	0	0	0	0
Oregon (BCS) . . . . .	5	0	5	1.0-7	3.0-14	1	0	0	0	0
<b>2010 TOTALS</b>	<b>36</b>	<b>24</b>	<b>60</b>	<b>11.5-74</b>	<b>24.0-106</b>	<b>2</b>	<b>2</b>	<b>0</b>	<b>0</b>	<b>1</b>

### FAIRLEY'S Career Highlights

- Second Auburn player to win Lombardi Trophy
- Set AU single-season record for tackles for loss (24.0) and sacks (11.5) in 2010
- Consensus All-American in 2010
- 2010 Associated Press SEC Defensive Player of the Year
- Helped Auburn to 2010 SEC and BCS titles.
- Defensive MVP of BCS National Championship game.


### FAIRLEY'S Career Defensive Statistics

Year	Solo	Asst.	Total	Sack-Yds.	TL-Yds.	FF	FR	PBU	INT
2009	14	14	28	1.5-15	3.5-20	0	1	0	0
2010	36	24	60	11.5-74	24.0-106	2	2	0	1
<b>Totals</b>	<b>50</b>	<b>38</b>	<b>88</b>	<b>13.0-89</b>	<b>27.5-126</b>	<b>2</b>	<b>3</b>	<b>0</b>	<b>1</b>

# 2004 Jim Thorpe Trophy

# Carlos Rogers

CB • 6-1 • 194 • 4L • Augusta, Ga.



## ROGERS' 2004 Game-by-Game Statistics

	Solo	Asst.	Total	Sack-Yds.	TL-Yds.	FF	FR	PBU	INT
LOUISIANA-MONROE.....	3	1	4	0.0-0	1-1	0	0	0	0
at Mississippi State.....	1	0	1	0.0-0	0-0	0	0	0	0
LSU.....	5	0	5	0.0-0	0-0	0	0	1	0
THE CITADEL.....	0	0	0	0.0-0	0-0	0	0	0	0
at Tennessee.....	3	1	4	0.0-0	0-0	0	0	1	0
LOUISIANA TECH.....	1	2	3	0.0-0	0-0	0	0	0	1
ARKANSAS.....	5	0	5	0.0-0	1-4	0	0	1	0
KENTUCKY.....	3	1	4	0.0-0	1-3	0	0	0	0
at Ole Miss.....	5	0	5	0.0-0	0-0	0	0	2	0
GEORGIA.....	5	3	8	0.5-3	2-6	0	0	2	1
at Alabama.....	0	1	1	0.0-0	0-0	0	0	1	0
vs. Tennessee.....	1	0	1	0.0-0	0-0	0	0	2	0
vs. Virginia Tech.....	5	1	6	0.0-0	0-0	0	0	0	0
<b>2004 TOTALS.....</b>	<b>37</b>	<b>10</b>	<b>47</b>	<b>0.5-3</b>	<b>5-14</b>	<b>0</b>	<b>0</b>	<b>10</b>	<b>2</b>

### ROGERS' Career Highlights

- Consensus All-American in 2004
- Named to the 2004 Coaches' All-SEC First-Team and *Associated Press* All-SEC First-Team
- Named to the 2001 Freshman All-SEC Team
- Named to the 2001 *The Sporting News* Freshman All-America Second-Team


### ROGERS' Career Defensive Statistics

Year	Solo	Asst.	Total	Sack-Yds.	TL-Yds.	FF	FR	PBU	INT
2001	46	12	58	0.0-0	0-0	0	1	12	0
2002	34	14	48	0.0-0	2-2	0	0	9	4
2003	17	12	29	0.0-0	1-1	0	1	9	1
2004	37	10	47	0.5-3	5-14	0	0	10	2
<b>Totals</b>	<b>134</b>	<b>48</b>	<b>182</b>	<b>0.5-3</b>	<b>8-17</b>	<b>0</b>	<b>2</b>	<b>40</b>	<b>7</b>

# 2014 Rimington Trophy

## Reese Dismukes

C • 6-3 • 295 • 4L • Spanish Fort, Ala.



**2014** | Rimington Trophy winner ... Outland Trophy finalist ... first team all-SEC (coaches, AP) ... consensus first team All-America (CBSSports.com, Walter Camp, Scout, ESPN, FWAA, AP) ... Rotary Lombardi Award semifinalist ... started all of his 50 career games, most among current SEC linemen ... second most starts in Auburn history ... game captain: Arkansas, San José State, Kansas State, Louisiana Tech, LSU, Mississippi State, South Carolina, Ole Miss, Texas A&M, Georgia, Samford, Alabama, Wisconsin ... Senior CLASS Award semifinalist ... preseason first team All-America ... Phil Steele, CBSSports.com mid-season All-America ... Phil Steele mid-season all-SEC team ... accepted invitation to Reese's Senior Bowl ... NFL Combine ... represented Auburn at SEC Media Days

**2013** | Third-year starter at center ... Rimington Trophy finalist ... Sporting News third team All-American ... first team All-SEC center ... 37 career starts ... 124 knockdowns and graded more than 90% for season ... SEC offensive lineman of the week (Georgia) ... preseason second team all-SEC (SEC coaches, SEC media) ... Phil Steele midseason 3rd team all-SEC... game captain every game ... SEC Academic Honor Roll ... Ken Rice Award as Auburn's best blocking lineman

**2012** | Second-year starting center ... 23 career starts ... missed the Clemson game ... returned to starting lineup at Mississippi State ... injury kept him out of Ole Miss game ... Rimington Trophy watch list ... preseason all-SEC 2nd team (SEC media, Birmingham News)

**2011** | SEC Coaches' All-Freshman Team ... CBS Sports Freshman All-American ... started all 13 games at center ... first true freshman to start at center for Auburn since Ryan Pugh in 2007... one of two Auburn offensive players to start every game and the only to start all 13 at the same position ... part of an offensive line that paved the way Auburn ground game to finish fourth in SEC in rushing ... also helped lead the way for running back Michael Dyer to rush for the second-highest total in the SEC ... started at center in his first collegiate game against Utah State

### DISMUKES' Career Highlights

- First Auburn player to win Rimington Trophy
- Consensus All-American in 2014
- Two-time first team All-SEC selection
- Led Auburn to 2013 SEC championship and BCS title game.

# Auburn All-Americans



## JIMMY HITCHCOCK

The "Phantom of Union Springs," Jimmy Hitchcock became Auburn's first All-American in 1932. He was an offensive triple threat as a passer, runner and punter who led Auburn to the 1932 Southern Conference Championship. Against Tulane in 1932 Hitchcock returned an interception 60 yards for an Auburn touchdown and later returned an errant punt snap 63 yards for a second score. Duke head coach Wallace Wade said, "Hitchcock is the finest all-around back ever to play against any of my teams." Hitchcock also received All-America honors in baseball and played briefly in the Major Leagues after leaving Auburn.



## WALTER GILBERT

Auburn's only three-time All-American, Walter Gilbert played center on the 1934, 1935 and 1936 teams. Known as one of the first "roving centers," he also excelled at linebacker. Then Auburn assistant Ralph Jordan described Gilbert "as possibly the greatest linebacker-center in the history of Southern football." Gilbert became a member of the National Football Foundation Hall of Fame in 1956. Since 1981, Auburn University has issued the Walter Gilbert Award to Auburn athletes who have distinguished themselves through achievements after graduating from Auburn.




## MONK GAFFORD

With 1,414 career rushing yards, Gafford averaged 6.4 yards per carry and was named SEC Player of the Year by the Birmingham Quarterback Club in 1942. Coach Bernie Moore of LSU called Gafford "the best back the SEC had seen in the last 10 years." A great punter and fine defensive player, he will be best remembered for his performance in the 1942 Georgia game. Gafford had 119 yards on 21 carries and returned three punts for a total of 92 yards leading the Tigers to defeat the No. 1 Bulldogs, 27-13.




## TEX WARRINGTON

As Auburn's second-ever center to receive All-America honors, Tex Warrington was known for his love of contact and ability to size up situations on the field. He was a determined and dedicated blocker as well as a talented linebacker. Warrington was named All-American by the NCAA Guide in 1944.




## TRAVIS TIDWELL

As a freshman in 1946, Travis Tidwell led the nation in total offense with 1,715 yards. His 3,280 career offensive yards set and held the Auburn record for two decades. Tidwell was a leader on offense and defense. Chosen as a Williamson All-American, he was virtually single-handedly responsible for Auburn's 14-13 victory over Alabama in 1949. After his successful tenure at Auburn where he also lettered in baseball, Tidwell went on to play for the New York Giants in 1950 and 1951.




## JIM PYBURN

During his sophomore year Jim Pyburn caught 25 passes for 379 yards and three touchdowns. One year later he had 28 receptions for 460 yards and two touchdowns. He once held the Auburn record for yards by a receiver in a season. Coach Ralph Jordan said, "We have a passing attack ... just throw the ball in Pyburn's direction." Pyburn was named All-American after his junior year and passed up his senior season to play professional baseball. After playing with the Baltimore Orioles, Pyburn returned to SEC football as an assistant coach at the University of Georgia.



## JOE CHILDRESS

Joe Childress was a threat as both a fullback and a placekicker for the 1953-1955 squads. He led the team in rushing as a junior with 836 yards on 148 carries. His top game in his Auburn career came against fifth-ranked Miami in 1954 when he gained 164 yards on 29 carries as Auburn won 14-13. Childress was selected MVP in the 1954 and 1955 Gator Bowls and was also selected All-SEC in those years. Childress was named All-American by the Football Writers of America in 1955. After leaving Auburn, Childress played in the NFL for 10 years with the Chicago and St. Louis Cardinals.




## FRANK D'AGOSTINO

A quick, powerful tackle and explosive blocker, Frank D'Agostino made four All-America teams as a tackle including the *Associated Press* team in 1953. He was known for his ability to block at the point of attack and was a talented downfield blocker. Regarded as one of the quickest tackles to ever play in the SEC, D'Agostino was a first-team All-SEC selection in 1953 and 1955. Following his tenure at Auburn, he returned home to Philadelphia and played briefly with the Philadelphia Eagles.



# Auburn All-Americans




**FOB JAMES**

After gaining 879 yards on 123 carries in 1955 including 178 against Chattanooga, Fob James held the record as Auburn's all-time leading rusher with 1,913 yards. His record stood for 21 years. James was named All-American by Movietone News and International News Service in 1955. He was also selected SEC Back of the Year by the Atlanta Touchdown Club the same year. James later served as Alabama's governor from 1979-1983 and again from 1995-1999.




**JIMMY PHILLIPS**

Jimmy Phillips is one of Auburn's most celebrated All-Americans, making 11 All-America teams in 1957. He averaged 23.8 yards per reception and caught four touchdown passes that year. Phillips led the SEC in receiving in 1956 with 23 receptions for 383 yards and four touchdowns. In 1955, he was named the SEC's Sophomore of the Year and was named national Lineman of the Week for his performance in Auburn's 14-12 victory over Georgia Tech, Auburn's first win over the Yellow Jackets in 15 years. Phillips was later an all-pro receiver for the Los Angeles Rams and Minnesota Vikings and led the NFL in receiving in 1961.



**ZEKE SMITH**

In 1958, Zeke Smith won the Outland Trophy given to the nation's top lineman and was selected as an All-America guard. He was the ringleader of a Tiger defense that held Tennessee to minus-33 yards offense and no first downs. Smith was named All-SEC later that year. Bobby Dodd, then Georgia head coach, called Smith and Kentucky lineman Lou Michaels "the greatest lineman in the SEC in the past 10 years." After leaving Auburn, Smith played professional football for the Baltimore Colts and New York Giants. Since 1977, Auburn has presented the Zeke Smith Award to the team's defensive Player of the Year.



**JACKIE BURKETT**

Though he played college baseball and basketball, Jackie Burkett will be remembered as one of Auburn's greatest centers. Burkett and Zeke Smith combined to give Auburn some of its greatest line play in history. He was named top center and linebacker by SEC coaches in 1958. Selected All-American in 1958 and 1959, Burkett captained the 1959 team and called defensive signals during his three-year varsity career.




**KEN RICE**

Ken Rice was a two-time All-American lineman, making two All-America squads in 1959, then becoming a consensus All-American in 1960. He was voted the SEC's best offensive lineman as a junior and senior, and was named the league's top defensive lineman as a senior. He was also named to the SEC's All-Sophomore team as a tackle despite playing behind All-SEC selection Cleve Wester in 1958. Rice, a first-round draft pick by both the AFL and NFL, was an All-Pro in his rookie year with the Buffalo Bills.




**ED DYAS**

Ed Dyas swept All-America honors in football and scholastics in 1960. He set an NCAA record for most field goals in a season with 13. Auburn won four SEC games in 1960 with Dyas field goals. He was also a standout player at linebacker and fullback and concluded his career as Auburn's sixth all-time leading rusher with 1,298 yards. He finished fourth in the Heisman Trophy balloting in 1960 and was selected captain of the 1960 Scholastic All-America team.



**JIMMY SIDLE**

Jimmy Sidle became the first quarterback to lead the nation in rushing with 1,006 yards in 1963. He also led the SEC in offense with 1,712 yards and completed 53-of-136 passes for 706 yards and five touchdowns. After leading Auburn to a 9-1 season and an Orange Bowl bid, he was selected All-American in 1963. Due to a shoulder injury in the 1964 season opener against Houston, he was forced to move to tailback and saw limited playing time that year.



**TUCKER FREDERICKSON**

Tucker Frederickson was described by Coach Ralph Jordan as "the most complete football player I have seen in the 38 years I have been connected with the game." He was a consensus All-American and was Player of the Year in the South in 1964. An outstanding fullback and defensive back, Frederickson ended his Auburn career with 100-yard games against Georgia and Alabama. He was also a two-time winner of the Jacobs Blocking Trophy. Frederickson finished sixth in the Heisman balloting in 1964 and was the first player picked in the NFL draft by the New York Giants.

# Auburn All-Americans




**JACK THORNTON**

As the leader of Auburn's 1964 defense which was ranked first in the nation, Jack Thornton was a first-team All-SEC defensive tackle. He started at offensive and defensive tackle on the 1963 Orange Bowl team. In 1965, he repeated as All-SEC and was selected All-American by Newspaper Enterprises Association. Thornton also led Auburn in interceptions that year, one of which led to the tying touchdown against Tennessee in a 13-13 deadlock.




**BILL CODY**

After playing as a running back and quarterback, Bill Cody made his mark as a linebacker. In 1963, he was a unanimous selection for the All-SEC sophomore team. He was a first-team All-SEC linebacker and made the All-SEC academic team in 1964 and 1965. He played on two bowl teams for Auburn including the Orange Bowl in 1963 and the Liberty Bowl in 1965.




**FREDDIE HYATT**

Auburn's leading wide receiver for three consecutive seasons, Freddie Hyatt shattered all Auburn receiving records in 1967. That year he caught 34 passes for 553 yards and six touchdowns. In Hyatt's junior year he caught four touchdown passes of over 30 yards, with three accounting for winning touchdowns. He was selected All-American by The Football News in 1967. Following his senior year, he played in the Blue-Gray, Senior Bowl, Coaches' All-America and College All-Star games becoming the first player in Southern football history to have that distinction.




**DAVID CAMPBELL**

A two-time All-SEC defensive tackle, David Campbell was selected a first-team NEA All-American in 1968. Also in that year, Campbell was twice an *Associated Press* Southeastern Lineman of the Week, *Sports Illustrated* Lineman of the Week and was named Most Valuable Lineman in Auburn's 34-10 Sun Bowl victory over Arizona. He will be forever remembered for his spectacular play against Miami that year, leading Auburn to a 31-6 win over the fifth-ranked Hurricanes.




**BUDDY McCLINTON**

Buddy McClinton is Auburn's all-time career interception leader with 18. In 1969, McClinton intercepted nine passes, an Auburn record, and was named to seven All-America teams as a safety. He started every game in his career. McClinton intercepted three passes, returning one for a touchdown and was selected the Most Valuable Player in Auburn's 1968 Sun Bowl win over Arizona.




**LARRY WILLINGHAM**

Another consensus All-America defensive back, Larry Willingham made eight All-America teams in 1970. He intercepted 11 passes in his Auburn career, including seven in 1969. He picked off four passes in 1970 and returned one 52 yards for a touchdown in Auburn's 36-23 upset of Tennessee. His first college punt return was 70 yards. Willingham played professionally for the St. Louis Cardinals of the NFL and Birmingham of the WFL.



**PAT SULLIVAN**

Auburn's first Heisman Trophy winner in 1971, Pat Sullivan changed the face of Auburn football and broke many SEC and NCAA records along the way. He was a two-time All-American in 1970 and 1971. In 1970, he was the NCAA total offense leader with 2856 yards and set an NCAA record for most yards per play with 8.57. Sullivan also tied an NCAA record for most touchdowns responsible with 71. In his career, Sullivan threw 817 passes and completed 454 for 6,284 yards and 53 touchdowns. Former Alabama head coach Paul "Bear" Bryant said of Sullivan, "He does more things to beat you than any quarterback I've ever seen."




**TERRY BEASLEY**

Georgia coach Vince Dooley described Terry Beasley as "a boy wonder" after his performance that riddled the Georgia secondary for 130 yards and two touchdowns in 1971. For his career, Beasley, an All-American in 1970 and 1971, caught 141 passes for 2,507 yards and 29 touchdowns. He led the SEC in scoring with 72 points in 1970. He also led the SEC in receiving that year with 52 receptions for 1,051 yards. As a senior, he caught 55 passes and scored 12 touchdowns. Beasley was named the College Pass Receiver of the Year by the Columbus, Ohio Touchdown Club following his senior season.




# Auburn All-Americans




**MIKE FULLER**

An All-American defensive back in 1974, Mike Fuller was one of Auburn's all-time leading punt returners. He returned 30 punts for 502 yards and three touchdowns in 1974, which ranked him fourth in the nation. Also in 1974, Fuller returned two punts for touchdowns in a 52-6 rout of Chattanooga and returned a punt 52 yards for a touchdown in Auburn's 24-20 win over Mississippi State. During his junior year, 1973, Fuller was second in the nation in punt returns averaging 19.1 yards. After leaving Auburn, he played with San Diego and Cincinnati of the NFL and Birmingham of the WFL.




**KEN BERNICH**

Ken Bernich was a consensus All-American linebacker in 1974. He was a member of the *Associated Press*, Walter Camp and Kodak-Coaches All-America teams. In 1974, he was Auburn's second leading tackler with 94. Bernich led Auburn in tackles as a sophomore and junior and was captain of the 1975 Senior Bowl team.



**NEIL O'DONOGHUE**

Neil O'Donoghue's 57-yard field goal against Tennessee in 1976 still remains tied the record for the longest field goal in Auburn history. In 1975, the soccer player from St. Bernard College transferred to Auburn and played in only the third college football game he had ever seen. In his first collegiate season, O'Donoghue connected on nine-of-10 field goal attempts from inside the 43. He was an excellent long-range kicker and made a 54-yarder against Mississippi State and another for 53 yards against Virginia Tech in 1975. In 1976, he made three attempts of over 50 yards and was named All-American by the *Football News*.



**KEITH UECKER**

A four-year offensive line starter, Keith Uecker started his first three years at offensive tackle then moved to guard his senior year. He won Auburn's Ken Rice Award twice, given to Auburn's Outstanding Offensive Lineman. As co-captain of Pat Dye's first Auburn team, Uecker made the Mizlou All-American team in 1981. He also played in the Blue-Gray and Senior Bowl all-star games. After his tenure at Auburn, Uecker played for the Denver Broncos.




**BOB HARRIS**

Along with Tucker Frederickson, Bob Harris is recognized as the best defensive back in Auburn history. Like Frederickson, Harris' forte was run support. In 1981, he made 118 tackles, third best on the squad. In 1982, he was again Auburn's third leading tackler with 94. His top game came against Alabama in 1982 when he intercepted two passes. Harris' first interception set up a touchdown and the other preserved Auburn's first win over Alabama in 10 years.




**DONNIE HUMPHREY**

Donnie Humphrey was the first five-year letterman in Auburn history. He was an All-SEC performer in 1981 and was Auburn's second leading tackler that year with 121. Touted for All-America honors in 1982, he was injured in Auburn's second game versus Southern Mississippi and was allowed to return for a fifth year. In 1983, Humphrey was a big-play maker on Auburn's SEC and Sugar Bowl championship squad. He was All-SEC and was selected a WTBS All-American in 1983.



**GREGG CARR**

As Auburn's leading tackler for three seasons, Gregg Carr was the SEC's most honored athlete in 1984. As a senior, he was a consensus All-American, National Football Foundation Scholar-Athlete and one of the NCAA's Top Five Student-Athletes. Carr was nominated for the Lombardi Award in 1984. A three-time All-SEC selection and a four-time Academic All-SEC team member, he was Auburn's leading tackler as a sophomore and junior and the second leading tackler as a senior. After his Auburn career, Carr played briefly with the Pittsburgh Steelers.



**BO JACKSON**

Bo Jackson is recognized as one of the greatest players to ever play college football. The winner of the 51st-annual Heisman Trophy as the outstanding college football player in America in 1985, Jackson holds virtually every rushing record in the Auburn book. The two-time All-American and three-time All-SEC selection is the Tigers' all-time leading rusher and scorer and the only Auburn back to ever rush in excess of 4,000 yards in a career. He was only the third back in SEC history to do so. Jackson lettered in football, baseball and track at Auburn. He signed a professional baseball contract with the Kansas City Royals.

# Auburn All-Americans



**LEWIS COLBERT**

Regarded as one of the best punters in Auburn history, Lewis Colbert was a first-team All-America selection by Kodak. He finished his career as Auburn's record holder for career punts and career yardage. In 1985, his senior season, he led the SEC in punting with a 45.8 yard average. Colbert was known for his long punts including a 77-yarder against Southwest Louisiana in 1985. He also punted the ball inside the opponent's five-yard line on six occasions during his senior season. Colbert walked on at Auburn and overcame a club foot in becoming an All-American.




**BEN TAMBURELLO**

A finalist for both the Outland Trophy and Lombardi Award in 1986, Ben Tamburello was a unanimous All-America selection as a senior and made The Football News All-America squad as a junior in 1985. He anchored an offensive line that led the league in rushing with a 312.5 yards per game average. An All-SEC and Academic All-SEC selection as well, Tamburello blocked for Heisman Trophy winner Bo Jackson and All-America tailback Brent Fullwood during his Auburn career. He established himself as one of the outstanding offensive linemen in the country and, perhaps, in Auburn history.



**BRENT FULLWOOD**

A unanimous All-America and All-SEC selection in 1986, Brent Fullwood rushed for 1391 yards on 167 carries and scored ten touchdowns as a senior. His senior-season total was first in the SEC and the second-best single season total in Auburn history. His 8.3 yards per carry average led the nation in 1986 and placed him sixth on the Heisman Trophy ballot. Also during his senior year, Fullwood received the Wally Butts Memorial Award given to the best offensive back in the Southeast. He ended his career with 2,789 yards, fourth on the Auburn all-time rushing list. He went on to a short NFL career with the Green Bay Packers and the Cleveland Browns.




**AUNDRAY BRUCE**

He was the first pick in the 1988 NFL draft, going to the Atlanta Falcons. He was a three-year starter at Auburn making the Walter Camp, Scripps-Howard and Kodak Coaches All-America teams as a senior and All-SEC in 1986 and 1987. Bruce gave what might be Auburn's best defensive performance ever against Georgia Tech in 1987, intercepting three passes, returning one 45 yards for a touchdown, causing a fumble that was recovered in the end zone for another Auburn touchdown, recording three quarterback sacks, recovering one fumble and accounting for an additional nine tackles.




**KURT CRAIN**

Described by Coach Pat Dye as having "linebacker personality," Kurt Crain led Auburn in tackles in 1986 and 1987, making the *Associated Press* All-America team in 1987. Known for his kamikaze style, he led the team in interceptions in 1987 with five. Crain, a transfer from Memphis State, had 324 tackles during his Auburn career, four sacks, seven interceptions and three fumble recoveries. He was a two-time All-SEC selection in 1986 and 1987 and was the team's on-field leader those years as well.




**STACY SEARELS**

Stacy Searels was one of the most versatile offensive linemen in Auburn history. When the Tigers were setting records with Heisman Trophy winner Bo Jackson and All-American Brent Fullwood, Searels was one of Auburn's best run blockers. When Auburn went to a more pass oriented offense in 1987, Searels was one of Auburn's best pass blockers as well. A three-year starter at tackle, he was All-SEC in 1986 and 1987 and an AP and Football News All-American in 1987. Searels was a fourth round pick in the NFL draft, going to San Diego.



**TRACY ROCKER**

As a premier player for the nation's top-ranked defense, Tracy Rocker made history in 1988 when he became the first player from the SEC to win both the Outland Trophy and Lombardi Award. Rocker was a three-time All-SEC player at defensive tackle and a two-time All-American. He had 100 tackles in his Lombardi-Outland season and recorded 354 tackles in his four-year career, 48 of which were behind the line of scrimmage. Rocker led the SEC in tackles by a down lineman as a freshman in 1985. He made All-SEC as a sophomore and junior and made the Football Writers, Walter Camp, Scripps-Howard and Football News All-America teams as a junior.




**WALTER REEVES**

Walter Reeves made *The Sporting News* All-America team in 1988, capping a four-year career that ranks as one of the greatest tight end careers in Auburn history. Reeves consistently graded in the 90s as a blocker and was also a clutch pass receiver. His ability to carry would-be tacklers with him resulted in many crucial first downs for Auburn. Reeves was a second-round NFL draft pick by the Phoenix Cardinals.



# Auburn All-Americans




**BENJI ROLAND**

Benji Roland anchored the Auburn defensive line for four years, 1985-88. His ability to control the middle of the line from his noseguard position was a big factor in Auburn's 1988 SEC Championship run when the Tigers led the nation in total defense, rushing defense and scoring defense. Roland played briefly with the Tampa Bay Buccaneers after leaving Auburn.




**ED KING**

Ed King became the third player in Auburn history to be named an All-American as a sophomore when he was named to the Scripps Howard, Walter Camp and Football News All-America teams in 1989. He was a consensus All-America selection in 1990 and passed up his senior season to enter the 1991 NFL draft. He was a second round draft pick by the Cleveland Browns.



**CRAIG OGLETREE**

As the cornerstone of the Auburn defense, Craig Ogletree led the 1989 SEC champions in sacks with 11 for minus-62 yards. His 113 tackles included 14 behind the line of scrimmage. His big play ability contributed to Auburn's three straight SEC championships from 1987 through 1989. Ogletree was named to *The Sporting News* All-America team in 1989. Ogletree had a brief stint with the Cincinnati Bengals after leaving Auburn.




**DAVID ROCKER**

A Lombardi finalist in 1990, David Rocker joined his brother Tracy in becoming Auburn's All-Americans from the same family. Rocker made the Walter Camp and Kodak Coaches All-America teams in 1990. He was a consensus All-SEC player in 1989 and 1990 and went on to a three-year NFL career with the Los Angeles Rams.




**WAYNE GANDY**

Wayne Gandy anchored the Tigers' 1993 offensive line that paved the way to the program's first 11-0 season. He played 708 of the 800 snaps during the undefeated season. The finalist for the Outland Trophy was selected to the Scripps Howard, Football Writers and *Associated Press* All-America teams. Gandy started 31 consecutive games and was a consensus All-SEC offensive tackle. Equally effective in pass protection and run blocking, Gandy did not allow a sack during the 1993 campaign, grading 80 percent for the season. Gandy was a first-round NFL draft pick by the Los Angeles Rams.




**TERRY DANIEL**

Terry Daniel earned consensus All-America and All-SEC honors as a junior following the best season ever by an Auburn punter. He finished the 1993 season with a 46.9 yards per punt average, ranking him second in the nation. Daniel booted 16 punts of more than 50 yards, three of more than 60 yards as well as a career-long punt of 71 yards. Daniel was more than just a distance punter. He landed 11 punts inside opponents' 20-yard line, including a 49-yard effort against Alabama that was downed at the 6-yard line and led to an Auburn safety.



**BRIAN ROBINSON**

With eight interceptions his junior year, Brian Robinson led the SEC and placed second in the nation. He is Auburn's career record holder with three interception returns for touchdowns. Robinson was a consensus first-team All-American and ended his career with 13 interceptions. He will always be remembered for his performance in the 1994 Florida game where he intercepted three passes, one of which set up the game-winning drive in Auburn's 36-33 win over the top-ranked Gators.



**FRANK SANDERS**


After leading the SEC in receiving yards per game and breaking Auburn's single-season record for receptions, Frank Sanders was named first-team All-America by *Associated Press*, the Football Writers of America and Scripps Howard. He caught 58 passes for 910 yards and seven touchdowns during his senior year. A consensus All-SEC selection, Sanders finished his Auburn career second in total receptions with 121, receiving yardage with 1,998 and receiving touchdowns with 15. He was a second-round draft pick by the Arizona Cardinals.

# Auburn All-Americans



## CHRIS SHELLING

Chris Shelling was a first-team All-America selection by Football Writers and Scripps Howard in 1994. He started at both corner and safety during his four-year career. Shelling was one of three finalists for the Thorpe Award given to the top defensive back in the nation. His senior year, he led Auburn defensive backs with 96 tackles and was second on the team with 61 solo stops. He recorded two sacks that year and made three interceptions and gained 65 yards in interception returns. His performance in the 1994 LSU game with 18 tackles and a fumble recovery for a touchdown earned him SEC Player of the Week honors.



## VICTOR RILEY

Prior to his senior season, Victor Riley was rated by *The Sporting News* as one of the top six offensive tackles in the nation and was a pre-season All-SEC selection. His senior year, he was chosen as a first-team Coaches' All-American and was a consensus All-SEC pick. Riley started 34 games at either tackle or guard, including eight as a true freshman. He led the team with 13 pancake blocks.




## TAKEO SPIKES

In 1997, Takeo Spikes led the Tigers with 136 tackles. He recorded 79 tackles in his last six games and was a Butkus semi-finalist two-straight years. Rated by *The Sporting News* as one of the top four inside linebackers in the nation, Spikes tied his career-high with 18 tackles against Florida, 14 solo. Also in his junior season, Spikes had two interceptions and returned one for a touchdown. In 1996, Spikes received the Zeke Smith Award as Auburn's Defensive Player of the Year and the Mike Kolen Award as Auburn's leading tackler. Spikes passed up his senior season to enter the 1998 NFL draft, after being named as a first-team All-American by *The Sporting News*.



## DAMON DUVAL

In 2001, Damon Duval was named to the Walter Camp and American Football Coaches' Association All-America teams as a kicker after connecting on 16-of-26 field goals during his junior season. Duval kicked three game-winning field goals for the Tigers in 2001, including a 44-yarder with 10 seconds left in driving rain to help Auburn upset top-ranked Florida, 23-20, on Oct. 13. A finalist for the Lou Groza Award, Duval was also named to the Coaches' All-SEC team at both kicker and punter, becoming the first player to ever be named to the team at two different positions.



## KARLOS DANSBY

Karlos Dansby was named an All-American by the American Football Coaches Association after leading the Auburn defense to a number five national ranking in total defense in 2003. As a senior, Dansby collected a team-leading 84 tackles including 14 tackles for loss. He also forced four fumbles and broke up six passes. A semifinalist for the Butkus Award, Dansby was a two-time All-SEC selection. He also named the Atlanta Touchdown Club Defensive Back of the Year. In 2001, he was invited to the ESPY Awards for an acrobatic interception and ensuing pass he made in the Chick-fil-A Peach Bowl.




## CARLOS ROGERS

The 2004 Auburn perfect season was led by cornerback Carlos Rogers, who helped the Tigers lead the country in scoring defense. A consensus All-American, Rogers won the Jim Thorpe Award, presented annually to the nation's best defensive back. A finalist for the Bronko Nagurski Award, Rogers tallied 47 stops with two interceptions. A native of Augusta, Ga., Rogers was named All-American by the Associated Press, Football Writers Association of America and Walter Camp. Rogers was the highest Auburn defensive back ever drafted when the Washington Redskins selected him ninth overall in the 2005 NFL Draft.



## JUNIOR ROSEGREEN

Junior Rosegreen was a Sportsline.com and SI.com All-American in 2004. Rosegreen was a All-SEC First-Team member after recording 57 tackles with a league-leading six interceptions. Against Tennessee in 2004, Rosegreen tied a Southeastern Conference record and set a school mark with four interceptions against the Volunteers. A four-year starter at Auburn, Rosegreen notched 196 stops with nine interceptions in 51 starts. His 51 career games tied a school mark for most games in a career.



## CARNELL WILLIAMS

In 2004, Carnell "Cadillac" Williams was named to the American Football Coaches Association All-America team after rushing for 1,165 yards and 12 TDs. As a senior, Williams was an All-SEC first-team member and was the SEC Special Teams Player of the Year while leading Auburn to a 13-0 record. A two-time first-team All-SEC pick, Williams finished as the school's all-time leader in rushing attempts (741), rushing touchdowns (45) and scoring (276) and ended second all-time in career rushing yards (3,831) and all-purpose yards (5,084). A 2001 freshman All-American, Williams was selected fifth overall by the Tampa Bay Buccaneers in the 2005 NFL Draft.



# Auburn All-Americans



**MARCUS McNEILL**

Offensive tackle Marcus McNeill was a two-time All-American for the Tigers and the first AU player since Ed King (1989-90) to be All-American in back-to-back years. He was named a Sportsline.com All-American in 2004, becoming Auburn's first offensive lineman to earn All-America honors since 1997, and was a consensus All-American as a senior in 2005. McNeill was a coaches and *Associated Press* All-SEC First-Team member as both a junior and senior, and received the Jacobs Trophy as the SEC's top blocker following his senior campaign, when he was also one of three finalists for the Outland Trophy.



**BEN GRUBBS**

A model of consistency on the Auburn offensive line, Ben Grubbs started 38 consecutive games over three seasons at the guard spot and helped pave the way for 26 100-yard rushing performances in that span. He was named a first-team All-American in 2006 by ESPN.com, Rivals.com and *Pro Football Weekly* in addition to garnering second-team honors from the *Associated Press*. He was twice named SEC Lineman of the Week during the 2006 campaign and was the first guard selected in the 2007 NFL Draft, going to the Baltimore Ravens with the 29th pick in the first round.



**NICK FAIRLEY**

Nick Fairley was a consensus All-American following his 2010 campaign. He was the anchor to Auburn's defense on a team that won the 2010 SEC Championship and BCS National Championship. The Tiger defense held opponents to just 109.1 yards per game. He totaled 60 tackles with 24.0 tackles for loss and a school-record 11.5 sacks. He was named the Lombardi Award winner and the AP SEC Defensive Player of the Year. He was also a Nagurski Award and Bednarik Award Finalist and All-SEC First Team member. He was the 13th overall pick in the 2011 NFL Draft to the Detroit Lions.




**CAM NEWTON**

In 2010, Cam Newton had perhaps the best single-season in school history. He was a consensus All-American after throwing for 2,854 yards and 30 TDs while rushing for 1,473 yards and 20 scores. He was awarded the Heisman trophy, the Davey O'Brien Award, Maxwell Award, Manning Award and the Walter Camp National Player of the Year Award. He was also named the SEC Offensive Player of the Year and First Team All-SEC. He led Auburn to a 14-0 record and the 2010 SEC Championship and BCS National Championship. He was the No. 1 overall pick of the Carolina Panthers in the 2011 NFL Draft.



**LEE ZIEMBA**

Lee Ziemba was named a Walter Camp, AFCA, FWAA and SI.com first-team All-American in 2010 and won the SEC's Jacobs Blocking Trophy pre-settled to the conference's top blocker. He started every game of his career setting an Auburn record for consecutive starts with 52. Ziemba was part of an Auburn offense that became the first AU team to ever rush for 300 yards or more in six straight SEC games. Ziemba was selected by the Carolina Panthers in the 2011 NFL Draft.



**STEVEN CLARK**

Punter Steven Clark was named a *Pro Football Weekly* first-team All-American in 2011 during his sophomore campaign. Clark was Auburn's first Ray Guy Award finalist and was a All-SEC first team member after averaging 40.8 yards per punt with 33 punts inside the 20 and 13 punts of 50 yards or longer. His 33 punts inside the 20 led the SEC and were third nationally. He also dropped nine punts inside the 10 yard line.



**CHRIS DAVIS**

Chris Davis received 2013 All-America honors as a return man from the Sporting News and CBS Sports.com. His 100+-yard return of a missed field goal with just a second remaining to defeat Alabama 34-28 was the play of the year in college football, propelling Auburn into the SEC title game and an eventual BCS championship berth. Davis ranked third nationally in punt return average at 18.7 yards per return, and scored a touchdown on an 85-yard punt return at Tennessee.



**TRE MASON**

Tre Mason was a first-team All-America selection by the Sporting News in 2013, when he led the SEC in rushing at 129.7 yards per game. The SEC Offensive Player of the Year and the MVP of the SEC Championship, he rushed for a record 304 yards and four scores vs. Missouri in the title game. A Heisman Trophy finalist, Mason set an Auburn single-season rushing record of 1,816 yards, scoring an SEC record 23 rushing touchdowns in 2013. His 2,374 all-purpose yards were an Auburn single-season record.

# Auburn All-Americans




**REESE DISMUKES**

Reese Dismukes was a consensus All-American on the offensive line in 2014. He was Auburn's first-ever winner of the prestigious Rimington Award given to the nation's top center. He was a four-year starter at center for the Tigers and a two-time first team All-SEC selection. In 2013 and 2014, Dismukes led the way as the Auburn offensive line created space for the SEC's top rushing attack both seasons. A native of Spanish Fort, Ala., he started 50 games in his four-year career and led Auburn to the 2013 SEC Championship and 2013 BCS Title game.




**CARL LAWSON**

Outstanding pass rusher Carl Lawson was a first-team All-America selection on the FWAA and Phil Steele teams for 2016. A three-year starter at defensive end, Lawson recorded 24 career tackles for loss and 14 career quarterback sacks, both marks among the Auburn career leaders. The Alpharetta, Ga., product had 64 career tackles and earned All-SEC honors. A Freshman All-American in 2013, when Auburn won the SEC title and played in the BCS championship-game, Lawson missed the 2014 season with an injury. He served as team captain in 2015 and 2016, and entered the NFL Draft following his junior campaign.



**DANIEL CARLSON**

The SEC all-time scoring leader, Daniel Carlson ended his four-year career holding 14 Auburn and SEC kicking records. The only three-time finalist in Lou Groza Award history, Carlson was the first-ever two-time SEC special teams player of the year (2016-17). Scoring 480 career points, the Colorado Springs, Colo., product made an SEC record 198 consecutive PAT and converted an Auburn record 92 FG. He finished second in NCAA career kick scoring and FG% on 50-yard attempts and set an NCAA record with seven games with four or more field goals made. Named to the AFCA Good Works Team, he was a finalist for the Senior CLASS Award and semifinalist for the Wuerffel and Campbell trophies.



**CARLTON DAVIS**

As a junior in 2017, experienced cornerback Carlton Davis recorded 36 tackles, 11 pass breakups, an interception against Missouri and a fumble recovery against LSU, helping Auburn capture the SEC West championship. The defender from Miami, Fla., received first team All-America honors from Sports Illustrated and was an all-SEC first-team selection as voted by the league coaches. He entered the NFL Draft following his junior season at Auburn, finishing his three-year career with 138 tackles and three interceptions in 32 career starts for the Tigers.



**JEFF HOLLAND**

During his junior season in 2017, pass rush specialist Jeff Holland recorded 10.0 sacks, the sixth-best season at Auburn and fourth-best total in the SEC that year. A product of Jacksonville, Fla., he received first team All-America honors from Sports Illustrated and was an all-SEC first-team selection as voted by the league coaches and media. Holland totaled 45 tackles, 13.0 TFL and 22 quarterback hurries in 2017, and was SEC defensive player of the week for forcing two fumbles, 1.5 sacks, a fumble recovery and three tackles at Arkansas. He entered the NFL Draft after his junior season, as Auburn won the SEC West title.



**BRADEN SMITH**

A productive four-year starter along the offensive line, Braden Smith played in 53 career games for Auburn with 41 consecutive starts. He started every game of the 2017 SEC West championship campaign at right guard, earning first team All-America honors from the Associated Press, SB Nation and CBS Sports. The winner of the SEC's Jacobs Blocking Trophy, he was a first team all-SEC selection as a junior and senior and served as 2017 team captain. The product of Olathe, Kansas, earned SEC offensive lineman of the week recognition for his play at Texas A&M.



# Honor Roll

## ALL-AMERICANS (79)

1932: Jimmy Hitchcock, HB  
 1937: Walter Gilbert, C  
 1942: Monk Gafford, HB  
 1944: Tex Warrington, C  
 1949: Travis Tidwell, QB  
 1954: Jim Pyburn, E  
 1955: Frank D'Agostino, T  
 Joe Childress, FB  
 Fob James, HB  
 1957: Jimmy Phillips, E  
 1958: Jackie Burkett, C  
 Zeke Smith, G  
 1959: Ken Rice, T  
 Zeke Smith, G  
 1960: Ed Dyas, FB  
 Ken Rice, T  
 1963: Jimmy Sidle, QB  
 1964: Tucker Frederickson, FB  
 1965: Bill Cody, LB  
 Jack Thornton, T  
 1967: Freddie Hyatt, E  
 1968: Dave Campbell, T  
 1969: Buddy McClinton, S  
 1970: Terry Beasley, FL  
 Pat Sullivan, QB  
 Larry Willingham, DB  
 1971: Terry Beasley, WR  
 Pat Sullivan, QB  
 1974: Ken Bernich, LB  
 Mike Fuller, S  
 1976: Neil O'Donoghue, PK  
 1981: Keith Uecker, OT  
 1982: Bob Harris, DB  
 1983: Donnie Humphrey, DL  
 Bo Jackson, RB  
 1984: Gregg Carr, LB  
 1985: Lewis Colbert, P  
 Bo Jackson, RB  
 Ben Tamburello, C  
 1986: Brent Fullwood, RB  
 Ben Tamburello, C  
 1987: Aundray Bruce, OLB  
 Kurt Crain, LB  
 Tracy Rucker, DT  
 Stacy Searels, OT  
 1988: Walter Reeves, TE  
 Tracy Rucker, DT  
 Benji Roland, NG  
 1989: Craig Ogletree, LB  
 Ed King, OG  
 1990: Ed King, OG  
 David Rucker, DL  
 1993: Terry Daniel, P  
 Wayne Gandy, OT  
 1994: Chris Shelling, DB  
 Brian Robinson, DB  
 Frank Sanders, WR  
 1997: Victor Riley, OL  
 Takeo Spikes, LB  
 2001: Damon Duval, K  
 2003: Karlos Dansby, LB  
 2004: Marcus McNeill, OT  
 Carlos Rogers, DB  
 Junior Rosegreen, DB  
 Carnell Williams, RB  
 2005: Marcus McNeill, OT

2006: Ben Grubbs, OG  
 2010: Nick Fairley, DT  
 Cam Newton, QB  
 Lee Ziemba, OL  
 2011: Steven Clark, P  
 2013: Chris Davis, KR  
 Tre Mason, RB  
 2014: Reese Dismukes, C  
 2016: Carl Lawson, DE  
 2017: Daniel Carlson, K  
 Carlton Davis, DB  
 Jeff Holland, DE  
 Braden Smith, OL

## NATIONAL FB FOUNDATION HALL OF FAME

Terry Beasley, WR  
 Mike Donahue, Coach  
 Ed Dyas, FB/K  
 Pat Dye, Coach  
 Tucker Frederickson, HB  
 Walter Gilbert, C  
 John W. Heisman, Coach  
 Jimmy Hitchcock, HB  
 Bo Jackson, RB  
 Ralph "Shug" Jordan, Coach  
 Tracy Rucker, DT  
 Pat Sullivan, QB

## HEISMAN TROPHY

1971: Pat Sullivan, QB  
 1985: Bo Jackson, RB  
 2010: Cam Newton, QB

## AUBURN HEISMAN TROPHY FINISHES

1957:	Jim Phillips, E	6th
1960:	Ed Dyas, FB	4th
1963:	Jimmy Sidle, QB	7th
1964:	Tucker Frederickson, FB	6th
1970:	Pat Sullivan, QB	6th
1971:	Pat Sullivan, QB	1st
1985:	Bo Jackson, RB	1st
1986:	Brent Fullwood, RB	6th
2000:	Rudi Johnson, RB	10th
2004:	Jason Campbell, QB	7th
2010:	Cam Newton, QB	1st
2013:	Tre Mason, RB	6th
2017:	Kerryon Johnson, RB	9th

## DAVEY O'BRIEN AWARD

2010: Cam Newton, QB

## LOMBARDI AWARD

1988: Tracy Rucker, DT  
 2010: Nick Fairley, DT

## MANNING AWARD

2010: Cam Newton, QB

## MAXWELL AWARD

2010: Cam Newton, QB

## OUTLAND TROPHY

1958: Zeke Smith, G  
 1988: Tracy Rucker, DT

## RIMINGTON TROPHY

2014: Reese Dismukes, C

## THORPE AWARD

2004: Carlos Rogers, CB

## WALTER CAMP AWARD

1971: Pat Sullivan, QB  
 1985: Bo Jackson, RB  
 2010: Cam Newton, QB

## AP NATIONAL PLAYER OF THE YEAR

2010: Cam Newton, QB

## ACADEMIC ALL-AMERICANS

1957: Jimmy "Red" Phillips, E  
 1959: Jackie Burkett, C  
 1960: Ed Dyas, FB/K  
 1965: Bill Cody, LB  
 1969: Buddy McClinton, S  
 1971: Pat Sullivan, QB  
 1974: Bobby Davis, LB  
 1975: Chuck Fletcher, OT  
 1976: Chris Vacarella, FL  
 1980: Jim Skuthan, OG  
 1984: Gregg Carr, LB  
 1994: Matt Hawkins, PK  
 1995: Matt Hawkins, PK/P  
 2003: Dontarrious Thomas, LB  
 2006: Kody Bliss, P  
 2013: Steven Clark, P (2nd)  
 2016: Daniel Carlson, K (2nd)  
 2017: Tyler Stovall, H

## NATIONAL FB FOUNDATION SCHOLAR-ATHLETE AWARDS

1960: Ed Dyas, FB  
 1965: John Cochran, LB  
 1985: Gregg Carr, LB  
 2003: Dontarrious Thomas, LB

## NATIONAL FB FOUNDATION HAMPSHIRE HONOR SOCIETY

2007: Kody Bliss, Karibi Dede, Will Herring  
 2008: Cole Bennett, Josh Thompson  
 2010: John Cubelic  
 2011: Ryan Pugh  
 2012: Barrett Trotter  
 2013: Ashton Richardson  
 2014: Steven Clark  
 2015: Patrick Young  
 2016: Duncan McKinney, Tucker Tuberville, Jonathan Wallace  
 2017: Alex Kozan, Kevin Phillips  
 2018: Pete Berryman, Daniel Carlson, Casey Dunn, Ike Powell, Braden Smith, Tyler Stovall, Keenan Sweeney  
 2019: Tucker Brown, Ian Shannon

## NATIONAL COACH OF THE YEAR

2004: Tommy Tuberville  
 2010: Gene Chizik  
 2013: Gus Malzahn

# Honor Roll

## SEC COACH OF THE YEAR

- 1935: Jack Meagher  
1953: Ralph "Shug" Jordan  
1963: Ralph "Shug" Jordan  
1972: Ralph "Shug" Jordan  
1983: Pat Dye  
1987: Pat Dye  
1988: Pat Dye  
1993: Terry Bowden  
2004: Tommy Tuberville  
2010: Gene Chizik (AP)  
2013: Gus Malzahn

## BROYLES AWARD

- 2004: Gene Chizik  
2010: Gus Malzahn

## AFCA GOOD WORKS TEAM

- 1999: Haven Fields  
2003: Reggie Torbor  
2005: Will Herring  
2012: Philip Lutzenkirchen  
2015: Jonathan Wallace  
2017: Daniel Carlson

## SEC MOST VALUABLE PLAYER

- 1936: Walter Gilbert, C  
1949: Travis Tidwell, QB  
1963: Jimmy Sidle, QB  
1964: Tucker Frederickson, FB  
1970: Pat Sullivan, QB  
1971: Pat Sullivan, QB  
1979: Joe Cribbs, RB  
1985: Bo Jackson, TB  
1988: Tracy Rocker, DT  
2000: Rudi Johnson, TB  
2004: Jason Campbell, QB (Offense)  
Carnell Williams, RB (Special Teams)  
2006: John Vaughn, PK (Special Teams)  
2010: Cam Newton, QB (Offense)  
Nick Fairley, DT (Defense)  
2013: Tre Mason, RB (Offense)  
2016: Daniel Carlson (Special Teams)  
2017: Kerryon Johnson (Offense)  
Daniel Carlson (Special Teams)

## SEC SCHOLAR-ATHLETE OF THE YEAR

- 2003: Dontarrious Thomas, LB

## BIRMINGHAM QB CLUB SEC MVPS

- 1942: Monk Gafford (Back)  
1949: Travis Tidwell (Back)  
1954: Joe Childress (Back)  
1957: Jimmy Phillips (Lineman)  
1958: Zeke Smith (Lineman)  
1960: Ed Dyas (Back)  
1963: Jimmy Sidle (Back)  
1964: Tucker Frederickson (Back)  
1969: Mike Kolen (Lineman)  
1970: Pat Sullivan (Back)  
1971: Terry Beasley (Lineman)  
Pat Sullivan (Back)  
1974: Mike Fuller (Back)  
1978: Joe Cribbs (Back)  
1979: Joe Cribbs (Back)  
1984: Gregg Carr (Lineman)  
1985: Bo Jackson (Back)  
1986: Brent Fullwood (Back)

- 1988: Tracy Rocker (Lineman)  
1989: Reggie Slack (Back)  
1993: Stan White (Back)  
2004: Jason Campbell (Back)

## ATLANTA TD CLUB AWARDS

### *SEC Back of the Year*

- 1949: Travis Tidwell, QB  
1954: Bobby Freeman, QB  
1955: Fob James, HB  
1964: Tucker Frederickson, FB  
1970: Pat Sullivan, QB  
1972: Terry Henley, TB  
1979: Joe Cribbs, RB  
1983: Bo Jackson, RB  
1985: Bo Jackson, RB  
1986: Brent Fullwood, RB  
2000: Rudi Johnson, RB  
2002: Ronnie Brown, RB  
2010: Cam Newton, QB

### *SEC Lineman of the Year*

- 1958: Zeke Smith, G  
1984: Gregg Carr, LB  
1986: Ben Tamburello, C  
1987: Stacy Searels, OT  
1988: Tracy Rocker, DT  
1993: Wayne Gandy, OT

### *SEC Defensive Back of the Year*

- 1994: Brian Robinson, FS  
2003: Karlos Dansby, LB  
2004: Carlos Rogers, DB

### *Special Teams Player of the Year*

- 2006: John Vaughn, PK

## JACOBS AWARD

### *SEC Blocker of the Year*

- 1940: Lloyd Cheatham, G  
1963: Tucker Frederickson, FB  
1964: Tucker Frederickson, FB  
2001: Kendall Simmons, OT  
2005: Marcus McNeill, OT  
2010: Lee Ziemba, OT  
2017: Braden Smith, OG

## ASWA AMATEUR ATHLETE OF THE YEAR

- 1976: Harvey Glance (Track)  
1979: Joe Cribbs (Football)  
1980: Rowdy Gaines (Swimming)  
1982: Randy Campbell (Football)  
1985: Rowdy Gaines (Swimming)  
1986: Bo Jackson (Football)  
2001: Gabe Gross (Baseball)  
2004: Jason Campbell (Football)  
2010: Cam Newton (Football)

## ASWA PROFESSIONAL ATHLETE OF THE YEAR

- 1980: William Andrews (Football)  
1987: Charles Barkley (Basketball)  
1989: Bo Jackson (Football/Baseball)  
1991: Frank Thomas (Baseball)  
1993: Frank Thomas (Baseball)

- 1994: Frank Thomas (Baseball)  
1997: Kevin Greene (Football)  
2001: Tim Hudson (Baseball)  
2011: Cam Newton (Football)

## ALL-SOUTHERN CONFERENCE

(1902-32)

- 1902: James Elmer, G  
1904: Humphrey Foy, FB  
1905: Frank Jones, T  
1908: John Davis, T, Walker, Reynolds, E, L. Hardage, HB  
1909: T.C. Locke, G, Harry Esslinger, T  
1910: E.L. Caton, C, Bradley Streit, FB  
1911: J.E. Davis, FB  
1912: J.H. Thigpen, G, M.E. Meadows, T  
1913: Frank Lockwood, G, Henry Robinson, E, Kirk Newell, QB, F.U. Harris, FB  
1914: J.E. Pitts, C, G.E. Taylor, T, J.H. Thigpen, G, Richard Kearley, E  
1915: G.E. Taylor, T, George Steed, G  
1916: R.J. Ducote, E  
1917: Pete Bonner, G, R.J. Ducote, FB  
1919: Pete Bonner, T  
1920: C.C. Warren, G, Noah Caton, C  
1921: Noah Caton, C  
1922: John Shirey, HB  
1923: J.D. Lawrence, C  
1932: David Arial, E, Jimmy Hitchcock, HB

## ALL-SOUTHEASTERN CONFERENCE

(AP, UPI, Media and Coaches Polls)  
(First Team Only)

- 1933: Ripper Williams, QB, Gump Arial, E  
1934: Bennie Fenton, E  
1935: Haygood Paterson, T, Walter Gilbert, C  
1936: Walter Gilbert, C, Joel Eaves, E  
1937: Ralph Sivell, G  
1938: Torrance Russell, T  
1940: Dick McGowen, LH  
1942: Monk Gafford, LH  
1944: Tex Warrington, C  
1949: Travis Tidwell, QB  
1953: Frank D'Agostino, T, Jim Pyburn, E  
1954: Jim Pyburn, E, Joe Childress, FB  
1955: Joe Childress, FB, Frank D'Agostino, T, Fob James, LH, Jimmy Phillips, E  
1957: Jimmy Phillips, E, Jerry Wilson, E  
1958: Jerry Wilson, E, Zeke Smith, G, Jackie Burkett, C, Cleve Wester, T  
1959: Zeke Smith, G, Jackie Burkett, C, Ken Rice, T  
1960: Ken Rice, T, Ed Dyas, FB  
1961: Dave Edwards, E  
1963: Jimmy Sidle, QB  
1964: Tucker Frederickson, FB, Bill Cody, LB, Jack Thornton, T  
1965: Bill Cody, LB, Jack Thornton, T  
1966: Gusty Yearout, G, Tommy Lunceford, S  
1967: Gusty Yearout, LB  
1968: Tim Christian, SE, Mike Kolen, LB, Buddy McClinton, S, David Campbell, DT, John Riley, PK, Loran Carter, QB, Tom Banks, C  
1969: Tom Banks, C, Mike Kolen, LB, Buddy McClinton, S, John Riley, PK

# Honor Roll

**1970:** Pat Sullivan, QB, Terry Beasley, SE, Gardner Jett, SP, Larry Willingham, DB, Bobby Strickland, LB  
**1971:** Dick Schmalz, WB, Tommy Yearout, DT, Bob Brown, DE, David Beverly, P, Terry Beasley, SE, Pat Sullivan, QB  
**1972:** Dave Beck, DB, Terry Henley, TB Mac Lorendo, OT, Danny Sanspree, DE Benny Sivley, DT  
**1973:** Benny Sivley, DT, Steve Taylor, C Mike Fuller, DB, David Langner, DB  
**1974:** Rusty Deen, DE, Ken Bernich, LB Mike Fuller, S, Lee Gross, C  
**1975:** Chuck Fletcher, OT, Rick Telhiard, DT Clyde Baumgartner, SP  
**1977:** Lynn Johnson, OG, James McKinney, DB, Jorge Portela, SP, Freddie Smith, LB  
**1978:** James McKinney, DB, Joe Cribbs, RB, Mike Burrow, OT, Frank Warren, DT  
**1979:** James Brooks RB, Joe Cribbs, RB, Freddie Smith, LB, George Stephenson, OT, Frank Warren, DT  
**1980:** James Brooks, RB, Frank Warren, DT George Stephenson, OT  
**1981:** Danny Skutack, LB, Keith Uecker, OT  
**1982:** Dowe Aughtman, NG, Bob Harris, SS Bo Jackson, HB, David Jordan, OB Doug Smith, DT  
**1983:** Dowe Aughtman, NG, Pat Arrington, OT, Gregg Carr, LB, Donnie Humphrey, DT, David King, CB, Bo Jackson, HB David Jordan, OG, Doug Smith, DT  
**1984:** Gregg Carr, LB, David King, CB Jeff Lott, OG, Gerald Robinson, DE Ben Thomas, DT  
**1985:** Lewis Colbert, P, Harold Hallman, NG, Bo Jackson, TB, Tom Powell, FS Ben Tamburello, C, Steve Wallace, OT Gerald Williams, DT  
**1986:** Aundray Bruce, OLB, Kurt Crain, ILB Brent Fullwood, TB, Tracy Rocker, DT Stacy Searels, OT, Ben Tamburello, C Aundray Bruce, OLB, Jeff Burger, QB Kurt Crain, ILB, Win Lyle, PK Kevin Porter, CB, Walter Reeves, TE Tracy Rocker, DT, Stacy Searels, OT Brian Shulman, P, Lawyer Tillman, WR  
**1988:** Carlo Cheattom, CB, Stacy Danley, TB Rodney Garner, OG, Walter Reeves, TE, Quentin Riggins, LB, Tracy Rocker, DT, Benji Roland, NG, Brian Shulman, P, Reggie Slack, QB, Greg Staples, S; Ron Stallworth, DT, Jim Thompson, OT  
**1989:** Ed King, OG, John Hudson, C, Craig Ogletree, OLB, Quentin Riggins, ILB David Rocker, DT, John Wiley, DB  
**1990:** Corey Barlow, DB, Ed King, OG David Rocker, DT, Rob Selby, OT John Wiley, DB  
**1991:** Corey Barlow, DB, Eddie Blake, OG, Darrel Crawford, LB, Victor Hall, TE, Bob Meeks, C  
**1992:** James Bostic, TB, Scott Etheridge, Kicker, James Willis, LB  
**1993:** James Bostic, TB, Terry Daniel, P, Wayne Gandy, OT, Calvin Jackson, CB, Chris Shelling, CB, Anthony Redmon, OT,

Shannon Roubique, C  
**1994:** Willie Anderson, OT, Terry Daniel, P, Stephen Davis, RB, Mike Pelton, DT, Brian Robinson, DB, Shannon Roubique, C, Frank Sanders, WR  
**1995:** Willie Anderson, OT, Stephen Davis, RB, Andy Fuller, TE, Shannon Roubique, C, Matt Hawkins, PK Marcellus Mostella, OLB  
**1996:** Jaret Holmes, PK, Victor Riley, OT Takeo Spikes, LB  
**1997:** Jimmy Brumbaugh, DE, Jaret Holmes, PK, Victor Riley, OT, Takeo Spikes, LB  
**1998:** Leonardo Carson, DE  
**1999:** Larry Casher, CB  
**2000:** Rodney Crayton, CB, Damon Duval, P Rudi Johnson, TB, Ben Leard, QB Kendall Simmons, OT  
**2001:** Kendall Simmons, OT, Damon Duval, K/P  
**2002:** Ben Nowland, C, Karlos Dansby, LB; Travaris Robinson, S  
**2003:** Monreko Crittenden, OG, Karlos Dansby, LB, DeMarco McNeil, NG, Dontarrious Thomas, LB, Carnell Williams, RB  
**2004:** Ronnie Brown, RB, Jason Campbell, QB, TJ Jackson, NG, Stanley McClover, DE, Marcus McNeill, OT, Carlos Rogers, CB, Junior Rosegreen, S, Carnell Williams, RB, Travis Williams, LB  
**2005:** Kody Bliss, P, Kenny Irons, RB, Marcus McNeill, OT  
**2006:** Tim Duckworth, OG, Kenny Irons, RB, Quentin Groves, DE, John Vaughn PK  
**2007:** Quentin Groves, DE, Pat Sims, DT  
**2008:** Antonio Coleman, DE  
**2009:** Antonio Coleman, DE  
**2010:** Nick Fairley, DT, Cam Newton, QB, Ryan Pugh, C, Lee Ziemba, OT  
**2011:** Steven Clark, P; Michael Dyer, RB; Corey Lemonier, DE  
**2013:** Tre Mason, RB; Dee Ford, DE; Reese Dismukes, C; Greg Robinson, OT  
**2014:** Reese Dismukes, C; Cameron Artis-Payne, RB  
**2015:** Daniel Carlson, PK  
**2016:** Montravious Adams, DT; Daniel Carlson, PK, Alex Kozan, OG; Carl Lawson, DE; Kamryn Pettway, RB; Braden Smith, OG  
**2017:** Daniel Carlson, PK; Carlton Davis, DB; Jeff Holland, DE; Kerryon Johnson, RB; Braden Smith, OG  
**2018:** Deshaun Davis, LB

## SEC ALL-FRESHMAN

**1986:** John Hudson, OL, James Joseph, RB  
**1988:** Anthony Judge, LB, Ed King, OL, Henry Love, RB, Shayne Wasden, WR  
**1989:** Darrell Williams, RB  
**1990:** Anthony Redmon, OL, Stan White, QB James Willis, LB  
**1991:** Thomas Bailey, KR, Joe Frazier, RB Fred Smith, DB  
**1992:** Anthony Harris, ILB  
**1993:** Willie Anderson, OL  
**1994:** Ken Alvis, DB, Victor Riley, OL

**1995:** Robert Baker, KR, Jimmy Brumbaugh, DL, Martavius Houston, DB, Takeo Spikes, LB  
**1996:** Jeno James, OL, Brad Ware, DB  
**1997:** Larry Casher, DB, Rob Pate, DB  
**1998:** James Callier, LB  
**1999:** Ronney Daniels, WR, Damon Duval, P  
**2000:** Roshard Gilyard, Whip, Robert Johnson, TE, DeMarco McNeil, DT, Dontarrious Thomas, LB  
**2001:** Ronnie Brown, RB, Carlos Rogers, CB, Carnell Williams, RB  
**2002:** Marcus McNeill, OT, Cooper Wallace, TE  
**2003:** Will Herring, S, Courtney Taylor, WR  
**2004:** Quentin Groves, DE, Stanley McClover, DE  
**2006:** Sen'Derrick Marks, DT, Jerraud Powers, DB Aairon Savage, DB  
**2007:** Antoine Carter, DE, Zac Etheridge, DB, Ryan Pugh, OL, Chaz Ramsey, OL, Ryan Shoemaker, P, Lee Ziemba, OL  
**2008:** Spencer Pybus, LB, Neiko Thorpe, DB  
**2009:** Daren Bates, DB  
**2010:** Michael Dyer, RB, Corey Lemonier, DL  
**2011:** Reese Dismukes, C  
**2013:** Alex Kozan, OG  
**2014:** Braden Smith, OL  
**2015:** Carlton Davis, DB  
**2016:** Marlon Davidson, DL  
**2017:** Big Kat Bryant, DL; Nick Coe, DL  
**2018:** Ja'Tarvious Whitlow, RB; Seth Williams, WR

## SEC FRESHMAN OF THE YEAR

**1990:** James Willis (Defensive)  
**1995:** Martavius Houston (Co-Defensive)  
**1999:** Ronney Daniels

## SEC PLAYER OF THE WEEK OFFENSE

**1985:** Bo Jackson (9/6), Bo Jackson (10/4), Bo Jackson (10/18), Bo Jackson (11/16)  
**1986:** Brent Fullwood (9/27), Brent Fullwood (10/11), Brent Fullwood (10/25), Brent Fullwood (11/29)  
**1987:** Jeff Burger (10/10), Jeff Burger (11/14), Stacy Danley (11/28)  
**1988:** Reggie Slack (11/12)  
**1989:** Alexander Wright (9/9), Alexander Wright (12/2)  
**1990:** James Joseph (9/15), Stan White (9/29)  
**1993:** James Bostic (9/4), Stan White (9/18), Stan White (10/16), James Bostic (11/13)  
**1994:** Patrick Nix (10/8), Patrick Nix (10/15), Stephen Davis (10/29)  
**1997:** Dameyune Craig (9/22)  
**1999:** Ben Leard (11/15)  
**2000:** Rudi Johnson (9/2)  
**2001:** Carnell Williams (11/10)  
**2002:** Carnell Williams (9/16), Carnell Williams (9/30), Ronnie Brown (11/4)  
**2003:** Carnell Williams (10/6), Carnell Williams (10/13), Carnell Williams (10/20), Carnell Williams (11/24)  
**2004:** Carnell Williams (9/13), Jason Campbell (9/20), Jason Campbell (10/18)  
**2005:** Kenny Irons (10/15), Kenny Irons (11/12)  
**2006:** Kenny Irons (9/4)  
**2010:** Cam Newton (9/2), Cam Newton (9/25), Cam Newton (10/16), Cam Newton (10/23) Cam Newton (11/13), Cam Newton (11/26)



# Honor Roll

- 2011:** Michael Dyer (10/31)  
**2013:** Nick Marshall (10/19), Tre Mason (11/2), Nick Marshall (11/9), Nick Marshall (11/30)  
**2016:** Kamryn Pettway (10/29)  
**2017:** Jarrett Stidham (9/23), Kerryon Johnson (10/7), Kerryon Johnson (11/11), Jarrett Stidham (11/25)

## **DEFENSE**

- 1986:** Aundray Bruce (9/27), Kurt Crain (10/18), Kurt Crain (11/29)  
**1987:** Nate Hill (9/5), Kurt Crain (10/3), Aundray Bruce (10/17), Kurt Crain (10/31), Kurt Crain (11/28)  
**1988:** Tracy Rucker (9/24), Quentin Riggins (10/29), Brian Smith (11/12), Ron Stallworth (11/26)  
**1989:** Lamar Rogers (9/16), Quentin Riggins (11/4), John Wiley (11/18)  
**1990:** Walter Tate (10/6)  
**1991:** Darrell Crawford (9/14)  
**1992:** Tim Cromartie (9/26)  
**1993:** Chris Shelling (10/9), Brian Robinson (10/30), Jason Miska (11/20)  
**1994:** Mike Pelton (9/5), Chris Shelling (9/19)  
**1995:** Marcellus Mostella (9/2), Marcellus Mostella (10/7)  
**1996:** Jimmy Brumbaugh (10/12), Takeo Spikes (11/2)  
**1997:** Takeo Spikes (11/17)  
**2000:** Rodney Crayton (10/28)  
**2001:** Dontarrious Thomas (10/13), Rashaud Walker (10/13)  
**2002:** Reggie Torbor (9/23), Karlos Dansby (10/28), Travaris Robinson (11/25)  
**2004:** Junior Rosegreen (10/4), Travis Williams (11/1)  
**2005:** Will Herring (9/10), Travis Williams (10/1)  
**2006:** Quentin Groves (10/16)  
**2007:** Jerraud Powers (10/1), Tray Blackmon (10/15)  
**2009:** Craig Stevens (9/21), Walter McFadden (11/2)  
**2010:** Nick Fairley (9/11), Josh Bynes (9/18), Nick Fairley (10/2)  
**2011:** Corey Lemonier (10/17)  
**2013:** Robenson Therezie (8/31)  
**2014:** Joshua Holsey (9/18)  
**2017:** Jeff Holland (10/21)  
**2018:** Darrell Williams (9/1)

## **OFFENSIVE LINEMAN**

- 2004:** Troy Reddick (9/13), Marcus McNeill (10/25)  
**2005:** Leon Hart (11/5), Joe Cope (11/12)  
**2006:** Ben Grubbs (9/11), Tim Duckworth (10/2), King Dunlap (10/23), Ben Grubbs (11/6)  
**2007:** Tyronne Green (10/8)  
**2008:** Jason Bosley (9/8)  
**2010:** Mike Berry (11/13)  
**2013:** Reese Dismukes (11/16)  
**2016:** Alex Kozan (10/22)  
**2017:** Braden Smith (11/4), Casey Dunn (11/11)

## **DEFENSIVE LINEMAN**

- 2004:** Jay Ratliff (11/22)  
**2005:** Marquies Gunn (10/29)  
**2006:** Quentin Groves (11/20)  
**2007:** Quentin Groves (9/3), Antonio Coleman (10/29), Josh Thompson (11/26)

- 2008:** Antonio Coleman (9/29)  
**2009:** Antonio Coleman (9/14), Antonio Coleman (11/2)  
**2010:** Mike Blanc (9/25), Nick Fairley (10/16), Nick Fairley (10/23), Nick Fairley (11/26)  
**2016:** Carl Lawson (10/9), Montravius Adams (10/22)  
**2017:** Marlon Davidson (9/23)  
**2018:** Nick Coe (9/1), Nick Coe (10/20), Nick Coe (11/3)

## **SPECIAL TEAMS**

- 2004:** Kody Bliss (11/1), Carnell Williams (11/15)  
**2006:** Kody Bliss (9/18), Matt Clark (9/25)  
**2007:** Patrick Tatum (9/24), Wes Byrum (10/1)  
**2008:** Tristan Davis (11/10)  
**2009:** Wes Byrum (9/7), Demond Washington (11/16)  
**2010:** Wes Byrum (10/9), Demond Washington (10/30)  
**2011:** Steven Clark (10/3), Steven Clark (10/17)  
**2012:** Cody Parkey (9/15)  
**2013:** Chris Davis (11/9), Chris Davis (11/30)  
**2014:** Quan Bray (9/27), Daniel Carlson (10/4)  
**2015:** Daniel Carlson (9/5), Johnathan Ford (10/3)  
**2016:** Daniel Carlson (9/10), Daniel Carlson (9/24), Daniel Carlson (10/29)  
**2017:** Daniel Carlson (10/7), Daniel Carlson (11/11)  
**2018:** Noah Igbinoehene (9/22)

## **FRESHMAN**

- 2005:** Brad Lester (9/17), Blake Field (9/24), Brad Lester (10/1)  
**2006:** Aairon Savage (10/30)  
**2009:** Onterio McCalebb (9/7), Onterio McCalebb (10/5)  
**2010:** Michael Dyer (10/30)  
**2011:** Tre Mason (9/5)  
**2013:** Carl Lawson (10/5), Jeremy Johnson (10/12), Jeremy Johnson (10/26)  
**2014:** Daniel Carlson (8/30)  
**2017:** Nick Coe (9/3), Nick Coe (10/21), Aidan Marshall (11/4), Nick Coe (11/25)  
**2018:** Seth Williams (11/3)

## **SEC COMMUNITY SERVICE TEAM**

- 1994:** Andy Fuller  
**1995:** Andy Fuller  
**1996:** Jessie McCovery  
**1997:** Charles Dorsey  
**1998:** Charles Dorsey  
**1999:** Haven Fields  
**2000:** Cole Cubelic  
**2001:** James Callier  
**2002:** Damon Dvual  
**2003:** Reggie Torbor  
**2004:** Philip Yost  
**2005:** Will Herring  
**2006:** Karibi Dede  
**2007:** Zach Gilbert  
**2008:** Jerraud Powers  
**2009:** Walter McFadden  
**2010:** Zach Clayton  
**2011:** Dee Ford  
**2012:** Philip Lutzenkirchen  
**2013:** Nosa Eguae  
**2014:** Sammie Coates  
**2015:** Jonathan Wallace  
**2016:** Daniel Carlson  
**2017:** Daniel Carlson  
**2018:** Derrick Brown

## **SEC MEDIA DAYS PARTICIPANTS**

- 1987:** Stacy Searels, Kevin Porter  
**1988:** N/A  
**1989:** Craig Ogletree, Rob Selby  
**1990:** Ed King, David Rucker  
**1991:** Corey Barlow, Bob Meeks  
**1992:** Fred Baxter, Chris Gray  
**1993:** Stan White (QB), Wayne Gandy (OL)  
**1994:** Frank Sanders (WR), Chris Shelling (DB)  
**1995:** Stephen Davis (RB), Anthony Harris  
**1996:** Willie Goshua (WR), Marcellus Mostella  
**1997:** Dameyune Craig (QB), Takeo Spikes (LB)  
**1998:** Karsten Bailey (WR), Charles Dorsey  
**1999:** Jeno James (OL), Jimmy Brumbaugh (DL)  
**2000:** Ben Leard (QB), Rob Pate (DB)  
**2001:** Kendall Simmons (OL), James Callier (WR)  
**2002:** Lorenzo Diamond (TE), Dontarrious Thomas (LB)  
**2003:** Jason Campbell (QB), Karlos Dansby (LB)  
**2004:** Carnell Williams (RB), Junior Rosegreen (DB)  
**2005:** Marcus McNeill (OL), Travis Williams (LB)  
**2006:** Courtney Taylor (WR), Will Herring (LB)  
**2007:** Brandon Cox (QB), Quentin Groves (DL)  
**2008:** Jason Bosley (OL), Sen'Derrick Marks (DL)  
**2009:** Tommy Trott (TE), Antonio Coleman (DL)  
**2010:** Lee Ziemba (OT), Josh Bynes (LB), Aairon Savage (DB)  
**2011:** Philip Lutzenkirchen (TE), Emory Blake (WR), Nosa Eguae (DE)  
**2012:** Philip Lutzenkirchen (TE); Emory Blake (WR); Corey Lemonier (DE)  
**2013:** Chris Davis (CB); Dee Ford (DE); Jay Prosch (FB)  
**2014:** Reese Dismukes (C); C.J. Uzomah (TE); Gabe Wright (DL)  
**2015:** Jonathan Jones (DB); Jeremy Johnson (QB); Kris Frost (LB)  
**2016:** Montravius Adams (DL); Marcus Davis (WR); Carl Lawson (DE)  
**2017:** Daniel Carlson (PK), Tray Matthews (DB), Braden Smith (OL)  
**2018:** Deshaun Davis (LB), Dontavious Russell (DL), Jarrett Stidham (QB)  
**2019:** Derrick Brown (DL), Marlon Davidson (DL), Prince Tega Wanogho (OL)

## **SEC LEGENDS**

- 1994:** Tracy Rucker  
**1995:** Tucker Frederickson  
**1996:** Joe Cribbs  
**1997:** Zeke Smith  
**1998:** Pat Sullivan  
**1999:** Jackie Burkett  
**2000:** Stacy Danley  
**2001:** Mike Kolen  
**2002:** Terry Beasley  
**2003:** Steve Wallace  
**2004:** Jimmy "Red" Phillips  
**2005:** Ed Dyas  
**2006:** Bo Jackson  
**2007:** Ken Rice  
**2008:** Al Del Greco  
**2009:** Quentin Tiggons  
**2010:** Gregg Carr  
**2011:** Buddy McClinton  
**2012:** James Owens  
**2013:** Frank Sanders  
**2014:** Carnell "Cadillac" Williams  
**2015:** Takeo Spikes  
**2016:** Jason Campbell  
**2017:** Carlos Rogers  
**2018:** Ronnie Brown



# Honor Roll

## ACADEMIC ALL-SEC

Year	Player	Pos.	Curriculum	Grade
1954:	Jimmy Long	End	Mechanical Engineering	B+
	Dave Middleton	HB	Pre-Medicine	A
1955:	Bob Scarbrough	G	Engineering	A
	Fob James	HB	Aero Engineering	B
1957:	Joe Childress	HB	Education	B
	Jimmy Phillips	E	Education	B+
1958:	Lloyd Nix	QB	Pre-Dental	B+
	Zeke Smith	G	Education	B
1959:	Lloyd Nix	QB	Pre-Dental	A
	Tommy Lorino	HB	Business Administration	B
1959:	Jackie Burkett	C	Forestry	B
1960:	Ed Dyas	FB	Pre-Medicine	A-
1961:	Wayne Frazier	C	Education	A
1962:	Winky Giddens	T	Business Administration	B
	David Rawson	FB	Pre-Dental	A-
1963:	Billy Edge	HB	Pre-Medicine	B+
1964:	Bill Cody	LB	Education	B+
1965:	John Cochran	MG	Aerospace Engineering	A+
	Bill Cody	LB	Education	B
1966:	Al Griffin	DE	Pre-Law	B
	Charles Collins	DT	Education	B
1967:	Bobby Beaird	DB	Pre-Medicine	A
	Charles Collins	DT	Education	B
1968:	Gusty Yearout	MG	Pre-Law	B
	George Davison	DB	Liberal Arts	A-
1969:	Al Griffin	T	Engineering	B
	John Riley	PK	Business Administration	B
1970:	John Riley	PK	Business Administration	B
	Buddy McClinton	S	Business Administration	B+
<i>(3.0 System)</i>				
1970:	Neal Dettmering	DE	Pre-Law	2.34
	Marell Jerkins	LB	Civil Engineering	2.06
1971:	Pat Sullivan	QB	Business Administration	2.20
	Tommy Lowery	FB	Business Administration	2.10
1972:	Mike Neel	R	English	2.22
	Chris Linderman	RB	Secondary Education	2.02
1973:	Benny Sivley	DT	Secondary Education	2.11
	Mike Neel	R	English	2.35
1974:	Dave Beck	DB	Business	2.00
	Benny Sivley	DT	Secondary Education	2.41
1975:	Bill Luka	LB	Accounting	2.33
	Bobby Davis	LB	Finance	2.76
1976:	Rick Neel	RB	Engineering	3.13
	Bobby Davis	LB	Business	2.39
1977:	Bruce Evans	CB	Education	2.76
	Chuck Fletcher	T	Pre-Medicine	3.00
1978:	Chris Vacarella	WB	Business	2.41
	Rick Neel	CB	Electrical Engineering	2.22
1979:	Dick Hayley	TE	Business	2.37
	Bill Evans	T	Marine Biology	3.00
1980:	Chris Vacarella	WB	Business	2.80
	Dick Hayley	TE	Business	2.81
1981:	Marvin Trott	C	Pre-Optometry	2.43
	Freddie Smith	LB	Education	2.44
1982:	Jeff Gray	DB	Pre-Medicine	2.42
	Dick Hayley	TE	Business	2.25
1983:	Jorge Portela	PK	Electrical Engineering	2.22
	Jeff Gray	DB	Pre-Medicine	2.54
1984:	Brad Everett	T	Business	2.00
	Ken Luke	FS	Business	2.27
1985:	Jorge Portela	PK	Electrical Engineering	2.20
	Gilbert Sellers	LB/C	Pre-Veterinary Medicine	2.36
1986:	Charlie Trotman	QB	Political Science	2.00

## (4.0 System)

1980:	Gilbert Sellers	C	Pre-Veterinary Medicine	3.93
	Ken Luke	DB	Industrial Management	3.39
1981:	Brian Atkins	WR	Building Science	3.01
	Vernon Blackard	DE	Pre-Engineering	3.20
1982:	Mark Dorminey	FS	Building Science	3.61
	Jim Skuthan	G	Political Science	3.54
1983:	Vernon Blackard	DT	Pre-Engineering	3.04
	Alan Bollinger	P	Civil Engineering	3.19
1984:	Gregg Carr	LB	Chemical Engineering	3.08
	Dan Dickerson	DT	Distributive Education	3.06
1985:	Mark Dorminey	FS	Building Science	3.07
	Scott Riley	DE	Building Science	3.13
1986:	Vernon Blackard	DT	Forestry Engineering	3.03
	Gregg Carr	LB	Engineering	3.15
1987:	Mark Dorminey	FS	Building Science	3.02
	Tracy Turner	OT	Pre-Law	3.06
1988:	Gregg Carr	LB	Civil Engineering	3.72
	Ed Graham	RB	Mechanical Engineering	3.35
1989:	Gregg Carr	LB	Civil Engineering	3.47
	Kyle Collins	HB	Public Administration	3.08
1990:	Yann Cowart	C	Architecture	3.00
	Jeff Parks	TE	Speech Communication	3.15
1991:	Ed Graham	HB	Mechanical Engineering	3.48
	Tracy Turner	OL	Political Science	3.65
1992:	Russ Carreker	LB	Animal & Dairy Science	3.37
	Kyle Collins	TB	Public Administration	3.01
1993:	Yann Cowart	OL	Building Science	3.28
	Jeff Parks	TE	Speech Communication	3.48
1994:	Rob Shuler	OL	Finance	3.44
	Jimmie Warren	CB	Rehabilitation Services	3.08
1995:	Russ Carreker	LB	Animal & Dairy Science	3.38
	Yann Cowart	OG	Architecture	3.19
1996:	Gary Kelley	OLB	Adult Education	3.00
	Pat Mote	SN	Industrial Arts	3.05
1997:	Tom Powell	FS	Vocational Education	3.04
	Ben Tamburello	C	Adult Education	3.05
1998:	Win Lyle	PK	Pre-Medicine	3.24
	Hal Clemmer	OLB	Accounting	3.14
1999:	Jimmy Clemmer	S	Economics	3.04
	Win Lyle	PK	Pre-Medicine	3.39
2000:	Greg Staples	S	Criminal Justice	3.08
	Shayne Wasden	WR	Liberal Arts	3.30
2001:	Hal Clemmer	OLB	Finance	3.39
	Win Lyle	PK	Pre-Medicine	3.66
2002:	Pedro Cherry	WR	Pre-Engineering	3.48
	Clay Davis	K	Pre-Medicine	3.31
2003:	Roy Hunter	DB	Social Work	3.08
	Danny Ledbetter	LB	Pre-Business	3.04
2004:	Chad Muilenburg	FB	Building Science	3.11
	Dale Overton	WR	Physical Education	3.03
2005:	Shayne Wasden	WR	Social Science Ed.	3.38
	Chris Jones	SS	Management	3.00
2006:	Chad Muilenburg	FB	Building Science	3.11
	Richard Shea	DT	Management	3.22
2007:	Todd Boland	OL	Marketing	3.14
	Sean Carder	WR	Pre-Vet Medicine	3.23
2008:	Terry Daniel	P	Physical Education	3.12
	Chris Gray	OL	Marketing	3.05
2009:	Richard Hanna	QB	Management	3.00
	Clay Helton	QB	Mechanical Engineering	3.02
2010:	Shawn Malone	TE	Electrical Engineering	3.63
	Todd Boland	OL	Marketing	3.08
2011:	Jimmy Bryan	FB	Mechanical Engineer	3.43
	Sean Carder	WR	Veterinary Medicine	3.36
2012:	John Franklin	OL	Pre-Mech. Engineer	3.02
	Stan White	QB	Radio Television Film	3.04

# Honor Roll

<b>1994:</b>	John Franklin	OL	Engineering	3.34	<b>2002:</b>	Daniel Cobb	QB	Marketing	3.43
	Matt Hawkins	PK	Finance	3.86		Damon Duval	K/P	Health Promotion	3.33
	Patrick Nix	QB	Math/Political Science	3.56		Justin Fetsko	H	Exercise Science	4.00
	J.D. Walker	WR	Health Promotion	3.31		Bret Holliman	S	Biosystems Engineering	3.03
<b>1995:</b>	Toby Anderson	LB	Forestry	3.41	Michael Lindsey	DS	Business Education	3.90	
	John Franklin	TE	Agricultural Engineer	3.15	Ben Nowland	C	Industrial Design	3.70	
	Matt Hawkins	P/PK	Graduate MBA	3.97	Mark Pera	OT	International Business	3.00	
	Bryan Northcutt	PK/H	Applied Math	3.40	Dontarrious Thomas	LB	Management Info. Systems	3.57	
<b>1996:</b>	Jim Roe	OT	Business	3.00	Philip Yost	K	Business Administration	3.30	
	Allan Brown	DB	Political	3.55	<b>2003:</b>	Jason Campbell	QB	Public Administration	3.13
	Jim Roe	OT	Economics	3.00		Karibi Dede	S	Collaborative Teacher Ed	3.41
	Jeremy Zills	P	Forestry Engineering	3.16		Justin Fetsko	WR	Psychology	4.00
Andrew Chambers	PK	Electrical Engineering	3.00	Will Herring		FS	Exercise Science	3.46	
<b>1997:</b>	Dameyune Craig	QB	Adult Ed./Distribution	3.48	Tommy Jackson	NG	Public Administration	3.43	
	Ryan Hooker	QB	Pre-Business	3.23	Ben Obomanu	WR	Finance	3.57	
	David McGill	LB	Agricultural Education	3.29	Jonathan Palmer	OG	Electrical Engineering	3.10	
	Paul Owen	TE	Finance	3.07	Mark Pera	OG	Marketing	3.03	
<b>1998:</b>	John Pass	PK	Aerospace Engineering	3.31	Tre Smith	RB	Accounting	3.00	
	Hicks Poor	WR	Secondary School/Math	3.52	Dontarrious Thomas	LB	Political Science	3.89	
	Anthony VanDeusen	DL	Aerospace Engineering	3.30	Jeremy Wells	DS	Business Administration	3.12	
	Brandon White	WR	Philosophy	3.61	Philip Yost	K	Business Administration	3.07	
<b>1999:</b>	Jeremy Zills	P	Forestry Engineering	3.34	<b>2004:</b>	Cole Bennett	TE	Business Administration	3.57
	Dustin Byrd	WR	Exercise Science	3.14		Kody Bliss	P	Marketing	3.52
	Andrew Chambers	PK	Electrical Engineering	3.07		Ronnie Brown	RB	Adult Education	3.27
	Ryan Hooker	WR	Marketing	3.39		Jason Campbell	QB	Adult Education	4.00
<b>2000:</b>	David McGill	DB	Agricultural Education	3.88	Karibi Dede	LB	Collaborative Special Ed.	3.34	
	Rob Pate	DB	Liberal Arts	3.10	Lee Guess	WR	Pre-Business	3.27	
	Reid Tankersley	TE	Liberal Arts	3.25	Brant Haynie	DB	Pre-Medicine	3.64	
	Brent Turner	SN	Distributive Education	3.11	Will Herring	S	Exercise Science	3.44	
<b>2001:</b>	Marcus Washington	OLB	Wildlife Science	3.02	Bret Holliman	FS	Agricultural Economics	3.80	
	Brandon White	WR	Philosophy	3.34	TJ Jackson	NG	Public Administration	3.06	
	Jeremy Zills	P	Forestry Engineering	3.47	Danny Lindsey	OG	Exercise Science	4.00	
	Dave Beasley	TE	Finance	3.011	Matthew Motley	WR	Pre-Nursing	3.08	
<b>2002:</b>	Rob Bironas	PK	International Business	3.239	Ben Obomanu	WR	Finance	3.35	
	Brad Bourne	TE	Management	3.017	Tre Smith	RB	Economics - Liberal Arts	3.13	
	Damon Duval	P	Undeclared	3.021	Carl Stewart	RB	Political Science	3.37	
	Rashan Frost	DT	Exercise Science	3.348	Carnell Williams	RB	Sociology	3.00	
<b>2003:</b>	Ryan Hooker	WR	Marketing	3.391	Philip Yost	K	Finance	3.06	
	Brent Mueller	DT	Mechanical Engineering	3.18	<b>2005:</b>	Cole Bennett	TE	Information Systems Mgmt.	3.62
	Rob Pate	FS	Zoology	3.31		Kody Bliss	P	Marketing	3.49
	Colin Sears	OL	Mgmt Info. Systems	3.007		Chas Crofoot	DS	Adult Education	3.27
Reid Tankersley	TE	Health Promotion	3.231	Karibi Dede		LB	Collaborative Special Ed.	3.24	
<b>2004:</b>	Brent Turner	SN	Marketing Education	3.419	Lee Guess	WR	Graduate - Finance	3.00	
	Brandon White	WR	Philosophy	3.354	Brant Haynie	DB	Biomedical Studies	3.63	
	Damon Duval	P	Health Promotion	3.08	Will Herring	S	Exercise Science	3.50	
	Rashan Frost	DT	Exercise Science	3.41	TJ Jackson	NG	Adult Education	4.00	
<b>2005:</b>	Spencer Harris	OL	Mechanical Engineering	3.03	Jake Slaughter	FB	Adult Education	4.00	
	Ryan Hooker	WR	Marketing	3.69	Tre Smith	RB	Information Systems Mgmt.	3.17	
	Michael Lindsey	DS	Business Education	3.09	Carl Stewart	RB	Political Science	3.42	
	Taylor Mosley	K	Pre-Med	3.76	Josh Thompson	NG	Physical Education	3.41	
<b>2006:</b>	Brent Mueller	DT	Biomedical Sciences	3.66	Antarrious Williams	LB	Adult Education	4.00	
	Rob Pate	Whip	Zoology	3.31	Travis Williams	LB	Adult Education	4.00	
	Colin Sears	OT	Mgmt Info. Systems	3.22	<b>2006:</b>	Cole Bennett	TE	Information Systems Mgmt.	4.00
	Reid Tankersley	TE	Health Promotion	3.12		Kody Bliss	P	Adult Education	3.45
Damon Duval	K	Health Promotion	3.78	Jason Bosley		OL	Finance	3.08	
Justin Fetsko	WR	Pre-Physical Therapy	3.89	Pete Compton		DS	Geography	3.00	
<b>2007:</b>	Michael Lindsey	DS	Business Education	3.37	Joe Cope	C	Adult Education		
	Javor Mills	DE	Sociology	3.09	Karibi Dede	LB	Collaborative Special Ed.	4.00	
	Alton Moore	DE	Adult Education	3.19	Stephen Gowland	FB	Finance	3.25	
	Taylor Mosley	K	Biomedical Sciences	4.00	Ben Grubbs	OG	Adult Education	4.00	
<b>2008:</b>	Ben Nowland	C	Industrial Design	3.00	Lee Guess	WR	Business Administration	3.25	
	Dontarrious Thomas	LB	Management Info. Systems	3.34	Brant Haynie	SS	Biomedical Sciences	3.61	
	Reggie Torbor	DE	Criminology	3.21	Will Herring	LB	Exercise Science		
	Jeremy Wells	DS	Marketing	3.28	Perry Hooper	RB	Information Systems Mgmt.	3.25	
<b>2009:</b>					Matthew Motley	H	Exercise Science	3.20	
					Tre Smith	RB	Information Systems Mgmt.	3.60	
					Carl Stewart	FB	Social Science Education	3.42	
					Josh Thompson	NG	Physical Education	3.33	

# Honor Roll

<b>2007:</b>	Cole Bennett	TE	Information Systems Mgmt.	3.50	<b>2011:</b>	Joel Bonomolo	DE	Interdisciplinary Studies
	Jason Bosley	OL	Finance	3.13		Chandler Brooks	PK	Wildlife
	Neil Caudle	QB	Pre-Building Science	3.17		Steven Clark	P	Exercise Science
	Rick Cherry	DS	Pre-Business	3.46		Jared Cooper	C	General Social Science Education
	John Cubelic	WR	Mass Communication	3.30		Adam Dyas	DB	Undeclared Sciences and Math, Pre-Med
	Zach Gilbert	DB	Interdepartmental	3.27		Tunde Fariyike	OL	Undeclared Sciences and Math, Pre-Med
	Danny Perry	FB	Exercise Science	2.91		Trent Fisher	DB	Communications
	Carl Stewart	FB	Social Science Education	3.27		Josh Harris	DS	Political Science
	Josh Thompson	NG	Physical Education	3.32		Wo-Otinnah Iyegha		Electrical Engineering
	Jackson Timmerman	OL	Physics	3.14		Anthony Morgan	RB	Interdisciplinary Studies
	Tommy Trott	TE	Public Administration	3.31		Dustin Norris		Building Science
<b>2008:</b>	Neil Caudle	QB	Pre-Building Science			Ryan Preston	OL	Industrial and Systems Engineering
	Wade Christopher	LB	Pre-Medicine			Ashton Richardson	LB	Animal Sciences Pre-Vet
	Antonio Coleman	DE	Criminology			John Sullen	OL	History
	Jared Cooper	OL	Pre-Nursing Science			Barrett Trotter	QB	Public Administration
	John Cubelic	WR	Radio, TV & Film			Taylor Williams	WR	Political Science
	Michael Gibson	RB	Civil Engineering		<b>2012:</b>	Ryan Carter	QB	Pre-Business
	Josh Harris	DS	Political Science			Steven Clark	P	Exercise Science
	Morgan Hull	K	Pre-Medicine			Chris Davis	DB	Public Administration
	Ryan Pugh	OL	Pre-Building Science			Adam Dyas	DB	Biomedical Sciences
	Mike Slade	DB	Undeclared Liberal Arts			Tunde Fariyike	OL	Biomedical Sciences
	Jackson Timmerman	OL	Physics			Trent Fisher	DB	Communication
	Tommy Trott	TE	Public Administration			Alex Kozan	OL	Pre-Business
	Bailey Woods	TE	Public Administration			Robert Leff	OL	Pre-Electrical Engineering
<b>2009:</b>	Gabe Barrett	DB	English			Jake Lembke	DS	Wildlife Ecology & Management
	Mike Berry	OL	Public Administration			Philip Lutzenkirchen	TE	Communication
	Chandler Brooks	PK	Wildlife			Duncan McKinney	K	Pre-Business
	Neil Caudle	QB	Building Science			Ashton Richardson	LB	Animal Sciences
	Wade Christopher	LB	Biomedical Sciences			Greg Robinson	OL	Sociology
	Antonio Coleman	DE	Health Promotions			Avery Young	OL	Fitness, Conditioning & Performance
	Jared Cooper	OL	General Social Science			Patrick Young	TE	Sciences & Math
	John Cubelic	WR	Radio, TV and Film		<b>2013:</b>	Will Adams	OL	Pre-Building Science
	Zac Etheridge	DB	Public Administration			Cameron Artis-Payne	RB	Public Administration
	Josh Harris	DS	Political Science			Gage Batten	FB	Biomedical Sciences
	Morgan Hull	PK	Biomedical Sciences			Reid Brooks	DE	Pre-Chemical Engineering
	Walter McFadden	DB	Political Science			Steven Clark	P	Exercise Science Graduate
	Ryan Pugh	C	Building Science			Michael Clifton	TE	Mechanical Engineering
	Ashton Richardson	LB	Animal Sciences-Pre Vet			Reese Dismukes	C	Public Administration
	Chris Todd	QB	Physical Education			Ben Durand	QB	Public Administration
	Tommy Trott	TE	Public Administration			Adam Dyas	DB	Biomedical Sciences
	Barrett Trotter	QB	Undeclared Liberal Arts			Nosa Eguae	DT	Physical Activity and Health
	Derek Winter	WR	Management			Tunde Fariyike	C	Biomedical Sciences
	Bailey Woods	TE	Public Administration			Trent Fisher	DB	Communication
<b>2010:</b>	Dashaun Barnes	LB	Sociology			Alex Kozan	OG	Finance
	Joel Bonomolo	DE	Philosophy-Religion			Alex Kviklys	K	Marketing
	Blake Burgess	C	Theatre			Duncan McKinney	K	Entrepreneurship and Family Business
	Neil Caudle	QB	Building Science			Cassanova McKinzy	LB	Public Administration
	Wade Christopher	LB	Biomedical Sciences			Cody Parkey	K	Communication
	Zach Clayton	DT	Agricultural Business and Economics			Greg Robinson	OT	Public Administration
	Josh Harris	DS	Political Science			Craig Sanders	DE	Fitness, Conditioning and Performance
	Philip Lutzenkirchen	TE	Radio, TV and Film			Chandler Shakespeare	RB	Adult Education Graduate
	Woody Parramore	DB	Mechanical Engineering			Jackson Thomas	DL	Civil Engineering
	Ryan Pugh	C	Building Science			Patrick Young	FB	Biomedical Sciences
	Spencer Pybus	LB	Pre-Social Science General Education					
	Ashton Richardson	LB	Animal Science-Production Management					
	Craig Stevens	LB	Exercise Science					
	Barrett Trotter	QB	Communication					
	Derek Winter	WR	Accountancy					

# Honor Roll

2014:	Niko Anthony	DB	Industrial Engineering	Raymond Lester	DB	Pre-Architecture	
	Peyton Barber	RB	Pre-Business	Damian Lewis	RB	Physical Activity & Health	
	Gage Batten	FB	Exercise Science	Ryan Meneely	OL	Pre-Business	
	Alec Brown	DL	Conservation/Biodiversity	Kevin Phillips	P	Public Relations	
	Wirth Campbell	WR	Business Administration	Ike Powell	LS	Exercise Science	
	Daniel Carlson	K/P	Pre-Business	Dontavius Russell	DL	Health Administration	
	Michael Clifton	LB	Mechanical Engineering	Ian Shannon	K/P	Pre-Business	
	Shon Coleman	OL	Adult Education	Bailey Sharp	OL	Exercise Science	
	Reese Dismukes	C	Public Administration	Braden Smith	OL	Exercise Science	
	Ben Durand	QB	Finance	Jason Smith	WR	Interdisciplinary Studies	
	Aaron Garrison	DL	Mechanical Engineering	Tyler Stovall	H	Marketing	
	Corey Grant	RB	Physical Education	Keenan Sweeney	FB	Biomedical Sciences	
	Jimmy Hutchinson	P	Pre-Business	Jackson Thomas	LB	Civil Engineering	
	Gray King	WR	Pre-Business	Stanton Truitt	WR	Fitness & Conditioning	
	Alex Kozan	OG	Finance	Prince Tega Wanogho	OL	Pre-Business	
	Alex Kviklyis	K	Marketing	2017:	Devin Adams	QB	Interdisciplinary Studies
	Chris Laye	TE	Pre-Business		Pete Berryman	TE	Industrial & Systems Engineering
	Damian Lewis	RB	Physical Activity and Health		Nick Brahms	OL	Pro Flight Management
	Duncan McKinney	K	Entrepreneurship		Derrick Brown	DL	Marketing
	Patrick Miller	OL	Public Administration		Tucker Brown	TE	Finance
	Jonathon Mincy	DB	Adult Education		Brock Campbell	DB	Business Administration
	LaDarius Owens	DL	Adult Education		Daniel Carlson	K	Business Administration Graduate
	Chad Slade	OG	Adult Education		Chandler Cox	FB	Media Studies
	Spencer Smith	TE	Nutrition & Dietetics		Jamel Dean	DB	Public Administration
	Tyler Stovall	P	Pre-Business		Phelps Gambill	OL	Pre-Building Science
	Robenson Therezie	DB	Public Administration		Austin Golson	OL	Adult Education Graduate
	Tucker Tuberville	QB	Finance		Jalen Harris	TE	Interdisciplinary Studies
	Jonathan Wallace	QB	Physical Education		Mike Horton	OL	Mechanical Engineering
	Jeffrey Whitaker	DL	Communication		Caleb King	TE	Management
	Jermaine Whitehead	DB	Political Science		Sage Ledbetter	K	Agricultural Business
	Patrick Young	TE	Biomedical Science	Tray Matthews	DB	Adult Education Graduate	
	2015:	Jack Bjork	P	Building Science	Ryan Meneely	OL	Management
		Daniel Carlson	K	Marketing	Spencer Nigh	FB	Business Administration
		Tyler Carr	OL	Pre-Building Science	Pace Ozmint	WR	Pre-Business
		Chandler Cox	FB	Pre-Business	Ike Powell	LS	Exercise Science
		Devonte Danzey	OL	Adult Education Graduate	Jacob Rogers	DB	Pre-Business
		Austin Dupper	DB	Industrial & Systems Engineering	Prince Sammons	OL	Pre-Business
		Justin Garrett	LB	Adult Education Graduate	Ian Shannon	P	Pro Flight Management
		Aaron Garrison	DL	Mechanical Engineering	Bailey Sharp	OL	Exercise Science
		Austin Golson	OL	Public Administration	Sam Sherrod	DB	Marketing
		Gray King	WR	Marketing	Braden Smith	OL	Exercise Science
		Alex Kozan	OL	Business Administration Graduate	Jarrett Stidham	QB	Interdisciplinary Studies
		Chris Laye	TE	Supply Chain Management	Tyler Stovall	H	Business Graduate
		Robert Leff	OL	Mechanical Engineering	Keenan Sweeney	FB	Biomedical Sciences
		Damian Lewis	RB	Physical Activity & Health	2018:	Chris Bobo	DB
Jonathan Parslow		LS	Finance	Nick Brahms		OL	Pro Flight Management
Kevin Phillips	P	Public Relations	Tucker Brown	TE		Supply Chain Management	
Ike Powell	LS	Pre-Nursing	Anders Carlson	K		Pro Flight Management	
Dontavius Russell	DL	Pre-Health Administration	Tanner Dean	LB		Mechanical Engineering	
Chase Schaum	WR	Pre-Business	Jamel Dean	DB		Public Administration	
Braden Smith	OL	Pre-Exercise Science	Joshua French	DB		Mechanical Engineering	
Tyler Stovall	H	Marketing	Phelps Gambill	OL		Building Science	
Keenan Sweeney	FB	Science & Math	Marquel Harrell	OL		Exercise Science	
Tucker Tuberville	QB	Finance	Alec Jackson	DL		Law & Justice	
Tre' Williams	LB	Communication	Trent Kelley	OL		Finance	
2016:	Montravius Adams	DL	Interdisciplinary Studies	Traivon Leonard		DB	Pre-Business
	Jack Bjork	WR	Building Science	Ryan Meneely		OL	Management
	Markell Boston	DB	Interdisciplinary Studies	Spencer Nigh		FB	Business Administration
	Daniel Carlson	K	Business Administration Graduate	Jordyn Peters		DB	Marketing
	Marcus Davis	WR	Adult Education Graduate	Jacob Rogers	DB	Business Administration	
	T.J. Davis	DB	Adult Education Graduate	Prince Sammons	OL	Marketing	
	Austin Dupper	DB	Engineering Graduate	Ian Shannon	P/K	Pro Flight Management	
	Marquel Harrell	OL	Exercise Science	Sam Sherrod	DB	Marketing	
	Jalen Harris	TE	Interdisciplinary Studies	Bill Taylor	LS	Pre-Business	
	Joshua Holsey	DB	Adult Education Graduate	Barrett Tindall	LB	Civil Engineering	
	Antwan Jackson	DL	Fitness & Conditioning				
	Kerryon Johnson	RB	Exercise Science				
	Caleb King	TE	Management				
	Alex Kozan	OL	Business Administration Graduate				
	Robert Leff	OL	Mechanical Engineering				




# National Football Foundation Hall of Fame


Auburn has 12 players and coaches who have been inducted into the College Football Hall of Fame.



**Coach Mike Donahue**  
1904-06; 1908-22  
Inducted 1951



**Coach John W. Heisman**  
1895-1899  
Inducted 1954




**Jimmy Hitchcock**  
1930-32 • Halfback  
Inducted 1954



**Walter Gilbert**  
1934-36 • Center  
Inducted 1956




**Coach Ralph "Shug" Jordan**  
1951-75  
Inducted 1982



**Pat Sullivan**  
1969-71 • Quarterback  
Inducted 1991




**Tucker Frederickson**  
1962-64 • Fullback  
Inducted 1994



**Bo Jackson**  
1982-85 • Running Back  
Inducted 1998



**Terry Beasley**  
1969-71 • Wide Receiver  
Inducted 2002



**Tracy Roker**  
1985-88 • Defensive Tackle  
Inducted 2004



**Coach Pat Dye**  
1981-92  
Inducted 2005



**Ed Dyas**  
1958-60 • Fullback/Kicker  
Inducted 2009

# College All-Star Games

## BLUE-GRAY ALL-STAR CLASSIC

1938: Oscar Burford, E  
Bo Russell, T  
Junie Burns, G  
Jack Meagher, coach  
1939: Milton Howell, G  
Malvern Morgan, C  
1940: Dick McGowen, B  
1941: Lloyd Cheatham, B  
1942: Roy "Monk" Gafford, B  
1944: Tex Warrington, C  
Curtis Kuykendall, B  
Carl Voyles, coach  
1948: Hal Herring, C  
Russ Inman, B  
1949: Travis Tidwell, B (MVP)  
1950: Tom Banks, G  
1951: Ed "Foots" Bauer, G  
1952: Lee Hayley, E  
Dudley Spence, B  
1956: Jerry Elliott, E  
Chuck Maxime, G  
Ernest Danjean, G  
Howell Tubbs, QB  
Shug Jordan, coach  
1958: Cleve Wester, T  
Jim Jeffery, G  
1959: Bobby Wasden, E  
Ted Foret, T  
1961: Dave Edwards, E  
Wayne Frazier, C  
Bobby Hunt, QB (MVP)  
1962: Jim Price, C  
Winky Giddens, T  
Don Downs, E  
1964: Mike Alford, C  
Billy Edge, HB  
1965: Ronnie Baynes, E  
Jack Thornton, T  
John Cochran, LB  
1966: Tom Bryan, RB  
1967: Freddie Hyatt, E  
Forrest Blue, C  
Tommy Lunceford, P  
1975: Jeff Gilligan, WR  
Ben Strickland, C  
Rick Telhiard, DL  
1976: Phil Gargis, QB  
Neil O'Donoghue, K  
1977: Lynn Johnson, G  
Tommy Hicks, DE  
1978: Mike Burrow, OL  
1979: Charlie Trotman, QB  
James McKinney, DB  
Fred Smith, LB  
Doug Barfield, coach  
1980: Frank Warren, DL  
James Brooks, RB  
George Stephenson, OL  
Byron Franklin, WR  
Doug Barfield, coach  
1981: Edmund Nelson, DL  
Keith Uecker, OL  
1982: Chris Martin, LB  
Mike Edwards, WR  
1991: Corey Barlow, DB  
Eddie Blake, OG  
Victor Hall, TE  
Bob Meeks, C  
1992: Karekin Cunningham, LB  
Chris Gray, OL  
Alex Smith, RB  
1993: Scott Etheridge, K  
Damon Primus, DL

Anthony Redmon, OL  
Stan White, QB  
1994: Thomas Bailey, WR  
Terry Daniel, P  
Joe Frazier, FB  
Mike Pelton, DL  
Frank Sanders, WR  
Chris Shelling, DB  
Gary Walker, DL  
Terry Bowden, coach  
1998: Karsten Bailey, WR  
DeMarcus Curry, OL  
Charles Dorsey, DL  
Jayson Bray, DB  
1999: Jimmy Brumbaugh, DT  
Jeno James, OT  
Kenny Kelly, LB  
Quinton Reese, LB  
Marcus Washington, LB  
Tommy Tuberville, coach

## BLUE-GRAY HALL OF FAME

1990: Ralph "Shug" Jordan  
1992: Vince Dooley  
1994: James Brooks  
1997: Forrest Blue  
1999: Travis Tidwell  
2000: Pat Dye

## COLLEGE ALL-STAR GAME

1942: Lloyd Cheatham  
1945: Joseph Eddins  
Caleb Washington  
1946: Monk Gafford  
Bill Harris  
1950: Travis Tidwell  
1954: Vince Dooley  
1955: Dave Middleton  
1956: M.L. Brackett  
Joe Childress  
Frank D'Agostino  
1958: Billy Atkins  
Ben Preston  
Jim Phillips  
1960: Jackie Burkett  
Zeke Smith  
1961: Ken Rice  
1962: Wayne Frazier  
Billy Wilson  
1963: Jim Price  
1964: George Rose  
1965: Tucker Frederickson  
1968: Forrest Blue  
Fred Hyatt  
1971: Larry Willingham  
1972: Pat Sullivan  
Terry Beasley

## EAST-WEST SHRINE GAME

1957: Jim Phillips  
1958: Jerry Wilson  
Tom Lorino  
1960: Jackie Burkett  
Zeke Smith  
Ken Rice  
Ed Dyas  
1977: Reese McCall  
1981: Frank Warren  
1982: Keith Uecker  
1983: Bob Harris

1984: Lionel James  
Doug Smith  
1985: Ben Thomas  
1989: Walter Reeves  
1996: Anthony Harris  
2001: Ben Leard  
2006: Cooper Wallace  
Tommy Jackson  
2007: Kody Bliss  
2008: Jonathon Wilhite  
King Dunlap  
2011: Wes Byrum  
2013: Emory Blake  
2014: Steven Clark  
2016: Kris Frost  
2017: Alex Kozan  
Tony Stevens  
2018: Austin Golson  
2019: Ryan Davis

## HULA BOWL

1958: Red Phillips, E  
1959: Tom Lorino, B  
Jerry Wilson, T  
1961: Ken Rice, T  
1962: Billy Wilson, T  
1980: Joe Cribbs, RB  
1981: George Stephenson, OT  
James Brooks, RB  
Doug Barfield, coach  
1984: David Jordan, OL  
1985: Gregg Carr, LB  
1986: Gerald Robinson, DE  
1987: Ben Tamburello, C  
1988: Aundray Bruce, DE  
Jeff Burger, QB  
1989: Tracy Rocker, DT  
Jim Thompson, OT  
1995: Thomas Bailey, WR  
1997: Leonard Thomas, OG  
2005: Brett Eddins, DE  
2006: Marcus McNeill, OT  
Ben Obomanu, WR  
Tommy Tuberville, coach  
2007: Will Herring, OLB  
John Vaughn, K

## NFLPA COLLEGIATE BOWL

2012: Neiko Thorpe, DB  
2015: LaDarius Owens, DL  
Chad Slade, OL  
2016: Ricardo Louis, WR

## SENIOR BOWL

1950: Travis Tidwell, B  
1951: Tom Banks, G  
1952: Homer Williams, B  
1953: Bill Turnbeaugh, T  
1954: Ed Baker, C  
Vince Dooley, B  
Bobby Duke, B  
1955: George Atkins, G  
Bobby Freeman, B  
Jack Locklear, C  
1956: M.L. Brackett, T  
Joe Childress, B  
Frank D'Agostino, T  
Fob James, B  
Bob Scarbrough, G  
1957: Ernie Danjean, G

# College All-Star Games

1958:	Billy Atkins, B Jimmy Phillips, E Ben Preston, T	1987:	Tommie Agee, RB Brent Fullwood, RB Ben Tamburello, OL	2005:	DeMarco McNeil, DL Dontarrious Thomas, LB Jason Campbell, QB Carlos Rogers, DB Junior Rosegreen, DB Cadillac Williams, RB
1959:	Jim Jeffery, T	1988:	Scott Bolton, WR Aundray Bruce, LB Jeff Burger, QB Kurt Crain, LB Rob Goff, DL Nate Hill, DL Edward Phillips, LB Kevin Porter, DB Stacy Searels, OL	2006:	Devin Aromashodu, WR Ben Obomanu, WR Anthony Mix, WR Travis Williams, LB Marcus McNeill, OL
1960:	Jackie Burkett, C Lamar Rawson, B Zeke Smith, G	1989:	Walter Reeves, TE Tracy Rocker, DL Benji Roland, DL Brian Smith, DL Ron Stallworth, DL Jim Thompson, OL Lawyer Tillman, WR	2007:	Tim Duckworth, OL Ben Grubbs, OL David Irons, DB Kenny Irons, RB Courtney Taylor, WR
1961:	Ed Dyas, B Bobby Lauder, B	1990:	John Hudson, OL Craig Ogletree, LB Quentin Riggins, LB Reggie Slack, QB Alexander Wright, WR	2008:	Cole Bennett, TE Patrick Lee, DB
1963:	Dave Edwards, E Jim Price, C	1991:	Stacy Danley, RB Fernando Horn, DL James Joseph, RB David Rocker, DL Lamar Rogers, DL Rob Selby, OL John Wiley, DB	2009:	Tyronne Green, OL
1964:	George Rose, B	1992:	Corey Barlow, DB Eddie Blake, OL Herbert Casey, WR Darrel Crawford, LB Bob Meeks, OL	2010:	Antonio Coleman, DL Ben Tate, RB
1965:	Tucker Frederickson, B Jimmy Sidle, QB Mickey Sutton, B	1993:	Tim Cromartie, DL Chris Gray, OL	2011:	Josh Byner, LB Zac Etheridge, DB Lee Ziemba, OL
1966:	Bill Cody, C Jack Thornton, G	1994:	Wayne Gandy, OL Damon Primus, DL Tony Richardson, RB Stan White, QB	2012:	Josh Harris, LS
1968:	Forrest Blue, C Freddy Hyatt, E	1995:	Terry Daniel, P Mike Pelton, DL Frank Sanders, WR Chris Shelling, DB	2013:	Philip Lutzenkirchen, TE Onterrio McCalebb, RB
1969:	Loran Carter, QB Tim Christian, E	1996:	Stephen Davis, RB Andy Fuller, LB Anthony Harris, LB Matt Hawkins, P Dell McGee, DB Shannon Roubique, OL	2014:	Chris Davis, DB Dee Ford, DL Cody Parkey, K Jay Prosch, FB
1970:	Tom Banks, OL Mike Kolen, LB Buddy McClinton, DB	1997:	Jessie McCovery, TE Marcellus Mostella, LB Mark Smith, DL	2015:	Cameron Artis-Payne, RB Sammie Coates, WR Reese Dismukes, OL Nick Marshall, DB C.J. Uzomah, TE Gabe Wright, DL
1971:	Bobby Strickland, LB Larry Willingham, DB Mickey Zofko, RB	1998:	Fred Beasley, RB Dameyune Craig, QB Jaret Holmes, K Victor Riley, OL	2016:	Jonathan Jones, DB
1972:	Terry Beasley, WR Bob Brown, DL Pat Sullivan, QB	1999:	Karsten Bailey, WR Charles Dorsey, DL	2017:	Montravius Adams, DL Johnathan Ford, DB Robert Leff, OL
1973:	Terry Henley, RB Mack Lorendo, OL Danny Sanspree, DL	2000:	Leonardo Carson, DL Jeno James, OL Quinton Reese, DL Marcus Washington, LB	2018:	Daniel Carlson, K Austin Golson, OL Tray Matthews, DB Ike Powell, LS Tre' Williams, LB
1974:	Benny Sivley, DL	2001:	Larry Casher, DB Ben Leard, QB Alex Lincoln, LB	2019:	Deshaun Davis, LB Dontavious Russell, DL Jarrett Stidham, QB
1975:	Ken Bernich, LB Mike Fuller, DB Lee Gross, OL Andy Steele, OL	2002:	Tim Carter, WR Kendall Simmons, OL		
1976:	Rick Telhiard, DL	2003:	Mark Brown, LB Damon Duval, K Ben Nowland, OL		
1977:	Phil Gargis, QB Neil O'Donoghue, K Dave Ostrowski, OL	2004:	Brandon Johnson, RB		
1978:	Lynn Johnson, OL				
1979:	William Andrews, RB Mike Burrow, OL				
1980:	Joe Cribbs, RB Skip Johnston, OL Reese McCall, TE Jorge Portela, K Freddie Smith, LB				
1981:	James Brooks, RB Byron Franklin, WR George Stephenson, OL Frank Warren, DL				
1982:	Edmond Nelson, DL George Peoples, RB Danny Skutack, LB Keith Uecker, OL				
1983:	Mike Edwards, WR				
1984:	Chris Martin, LB Al Del Greco, K Donnie Humphrey, DL Doug Smith, DL Ed West, TE				
1985:	Clayton Beauford, WR John Dailey, LB David King, DB Ben Thomas, DL				
1986:	Lewis Colbert, P Bo Jackson, RB Jeff Parks, TE Steve Wallace, OL Pat Washington, QB Gerald Williams, DL				

## **RAYCOM ALL-STAR CLASSIC**

2013:	Daren Bates, DB Onterio McCalebb, RB John Sullen, OL
-------	--

## **COLLEGE ALL-STAR BOWL**

2014:	Nosa Eguae, DL Jake Holland, LB Ryan White, DB
-------	--

## **TROPICAL BOWL**

2018:	Wilson Bell, OL
-------	-----------------



# Auburn Awards

## Cliff Hare Award

The highest honor an Auburn athlete can receive is the Cliff Hare Award, presented annually to the athlete who, "in addition to athletic and scholastic achievement, exhibits in great degree the qualities of leadership, integrity and courage." Clifford Leroy Hare was a member of Auburn's first football team, professor of chemistry, president of the Southern Conference, and faculty athletic chairman. Dean Hare believed, "athletics make men strong, study makes men wise, and character makes men great."

Year	Athlete	Sport
1958	Jimmy Phillips	Football
1959	Lloyd Nix	Football
1960	Henry Hart	Basketball
1961	Ed Dyas	Football
1962	Don Machen	Football
1963	Layton Johns	Basketball
1964	Mailon Kent	Football
1965	Billy Edge	Football
1966	John Cochran	Football
1967	Bobby Beaird	Football
1968	Marvin Tucker	Football
1969	Al Griffin	Football
1970	Connie Frederick	Football
1971	Alvin Bresler	Football
1972	Pat Sullivan	Football
1973	Mike Neel	Football
1974	Benny Sivley	Football
1975	Bobby Davis	Football
1976	Rick Neel	Football
1977	Gary Schatz	Swimming
1978	Marvin Trott	Football
1979	Jeff Gray	Football
1980	Charlie Trotman	Football
1981	Ambrose "Rowdy" Gaines	Swimming
1982	Edmund Nelson	Football
1983	Mark Dorminey	Football
1984	Randy Campbell	Football
1985	Gregg Carr	Football
1986	Rob Shuler	Football
1987	Yann Cowart	Football
1988	Rodney Bowman	Swimming
1989	Randy Hudson	Track
1990	Win Lyle	Football
1991	Geoff Answini	Swimming
1992	Chad Muilenburg	Football
1993	Karekin Cunningham	Football
1994	Stan White	Football
1995	Jay Waggoner	Baseball
1996	Patrick Nix	Football
1997	Wes Flanigan	Basketball
1998	Dameyune Craig	Football
1999	Casey Dunn	Baseball
2000	Mathew Busbee	Swimming
2001	Jeff Somensatto	Swimming
2002	Estevam Strecker	Tennis
2003	Ben Nowland	Football
2004	B.J. Jones	Swimming
2005	Caesar Garcia	Diving
2006	Doug Van Wie	Swimming
2007	Steven Segerlin	Diving
2008	Jay Moseley	Golf
2009	Glenn Northcutt	Golf
2010	Jordan Anderson	Swimming
2011	Dan Mazzaferro	Diving
2012	Corey Luckie	Baseball
2013	Ashton Richardson	Football
2014	T.J. Leon	Swimming
2015	Frazer McKean	Diving
2016	Justin Youtsey	Diving
2017	Joe Patching	Swimming
2018	Wesley Curles	Track

## Shug Jordan Award

Upon his retirement as head coach in 1975, Ralph "Shug" Jordan and family originated a trust fund to present an annual award to the outstanding senior player each season. The award is presented at the annual A-Day game. The award reads: "Down through the years, outstanding Auburn football players have become outstanding citizens. Knowing this truth, and having a deep abiding faith in these men, I am proud to honor Auburn University's outstanding senior football player with this award."

Year	Athlete, Pos.
1976	Phil Gargis, quarterback
1977	Lynn Johnson, offensive guard
1978	William Andrews, fullback
1979	Joe Cribbs, running back
1980	James Brooks, running back
1981	Edmund Nelson, defensive tackle
1982	Bob Harris, defensive back
1983	Lionel James, halfback
1984	Gregg Carr, linebacker
1985	Bo Jackson, tailback
1986	Ben Tamburello, center
1987	Duke Donaldson, wide receiver
1988	Ron Stallworth, defensive tackle
	Walter Reeves, tight end
1989	Alexander Wright, wide receiver
1990	Rob Selby, offensive tackle
1991	Bob Meeke, center
1992	Karekin Cunningham, linebacker
1993	Stan White, quarterback
1994	Frank Sanders, wide receiver
1995	Andy Fuller, tight end
1996	Jessie McCovery, tight end
1997	Dameyune Craig, quarterback
1998	Charles Dorsey, nose tackle
1999	Marcus Washington, defensive end
2000	Ben Leard, quarterback
2001	James Callier, defensive end
2002	Travaris Robinson, safety
2003	Reggie Torbor, defensive end
2004	Jason Campbell, quarterback
2005	T.J. Jackson, nose guard
2006	John Vaughn, placekicker
2007	Cole Bennett, tight end
2008	Tristan Davis, running back
2009	Antonio Coleman, defensive end
2010	Wes Byrum, placekicker
	Zach Clayton, defensive tackle
2011	Neiko Thorpe, defensive back
2012	T'Sharvan Bell, defensive back
2013	Jay Prosch, fullback
2014	Cameron Artis-Payne, running back
2015	Jonathan Jones, defensive back
2016	Marcus Davis, wide receiver
2017	Daniel Carlson, kicker
	Tre' Williams, linebacker
2018	Ryan Davis, wide receiver

## Walter Gilbert Award

The Gilbert Award is given annually to former Auburn athletes who have distinguished themselves through achievements after graduation from Auburn. The award is given in memory of Auburn's three-time All-America center Walter Gilbert, who later became vice president of Texaco's European Oil Operations. Gilbert was Auburn's second All-America, played for coach Ralph "Shug" Jordan and lived in Auburn until his death in 1979.

Year	Athlete	Sport
1981	Joe Stewart	Football
1982	Thomas K. McGehee	Football
1983	Joel Eaves	Football
1984	Dr. David Middleton	Football
1985	William A. Fickling, Jr.	Basketball
1986	Ted Ferreira	Football
1987	John Adcock	Football
1988	Bill Nichols	Football
1989	C.H. "Babe" McGehee	Football
1990	Billy Hitchcock	Baseball, Football
1991	Vince Dooley	Football, Basketball
	Jeff Beard	Track
1993	Morris Savage	Football
1994	Ed Dyas	Football
1995	Lloyd Nix	Football
1996	Richard Guthrie	Football, Track
1997	Jim Voss	Wrestling
1998	Ernie Warren	Football
1999	Dr. James E. Martin	Basketball
2000	John Mengelt	Basketball
2001	Hal Herring	Football
2002	Jim Fibbe	Basketball
2003	Mac Crawford	Football
2004	David Marsh	Swimming
2005	Charles Carlan	Baseball
2006	R. Kenneth Johns	Football
2007	L. Gaines Lanier	Football
2008	Pat Sullivan	Football
2009	Ray Groover	Basketball
2010	Ken Rice	Football
2011	Read Montague	Track & Field
2012	Dr. John Cochran	Football
2013	Lee Griffith	Football
2014	Bo Jackson	Football
2015	Kim Evans	Golf
2016	Dick Ingwersen	Football
2017	Jerry Smith	Track
2018	Don Machen	Football

## James Owens Courage Award

The James Owens Courage Award was established in 2012 to honor the legacy of James Owens, who broke the color barrier on the football field at Auburn in 1969. The award is presented annually to a current or former Auburn football player who has displayed courage in the face of adversity while contributing to the betterment of Auburn.

Year	Recipient
2012	James Owens
2013	Zac Etheridge
2014	Lee Carpenter
2015	Shon Coleman
2016	Carl Lawson
2017	Terry Beasley
2018	Chette Williams



# Auburn Awards

## Unsung Hero Award

The Unsung Hero Award is presented annually by the Chilton County Auburn Club to an individual whose good work and meaningful contribution has gone largely unnoticed by the public. Established in 1966, the Unsung Hero Award was presented to Auburn athletes until 1988 when NCAA rule changes no longer allowed alumni groups to present awards to student-athletes. From 1988-96, the award was presented to a deserving staff member; in 1997, Auburn student-athletes were once again eligible to win the award.

<i>Year</i>	<i>Athlete, Sport</i>
1966	John McAfee, Football
1967	Ray Cox, Baseball
1968	Q.V. Lowe, Baseball
1969	Pete McKenzie, Baseball
1970	Mary Clyde Huff, Head Majorette
1970	Connie Frederick, Football
1971	Alvin Bresler, Football, Track Ralph "Shug" Jordan, Football Coach
1972	Dick Schmaltz, Football
1973	Rick Neel, Football
1974	Roger Mitchell, Football
1975	Mike Flynn, Football
1976	Jim Pitts, Football
1977	Scholarship Fund
1978	Rick Freeman, Football
1979	Alan Hardin, Football
1980	Mark Clement, Football
1981	Bill Grisham, Football
1982	Alan Bollinger, Football
1983	Dennis Collier, Football
1984	Al Del Greco, Football Greg Turner, Men's Basketball
1985	Sonny Smith, Head Men's Basketball Coach
1986	Kyle Collins, Football
1987	Pat Mote, Football
1988	Reggie Herring, Asst. Coach, Football
1989	Frank Cox, Equipment Supervisor
1990	Larry Blakeney, Asst. Coach, Football
1991	Frank Young, Administrative Assistant
1992	Paul Conner, Assistant to the Athletic Director/Facilities
1993	Herb Waldrop, Trainer
1994	David Housel, Sports Information Director
1995	Joe Whitt, Asst. Coach, Football
1996	Hal Baird, Baseball Coach
1997	Wes Flanigan, Men's Basketball
1998	Hicks Poor, Football
1999	Brent Turner, Football
2000	Jimmy Brumbaugh, Football
2001	Alex Lincoln, Football
2002	Hart McGarry, Football
2003	Buddy Davidson, Assistant Athletic Director/SID
2004	Chette Williams, Team Chaplain
2005	Jeremy Ingle, Football
2006	Jake Slaughter, Football
2007	Joe Cope, Football
2008	Carl Stewart, Football
2009	Tommy Tuberville, Football Coach
2010	Antonio Coleman, Football
2011	Zac Etheridge, Football
2012	Josh Harris, Football
2013	John Sullen, Football
2014	Craig Sanders, Football
2015	Malcolm Canada, Basketball
2016	Jonathan Wallace, Football
2017	Joshua Holsey, Football
2018	Tyler Stovall, Football
2019	Chandler Cox, Football

## Bill Streit Award

The Bill Streit Award was presented annually from 1954-2004 by the Jefferson County Auburn Club to the senior football player with the highest grade point average in memory of G.W. "Bill" Streit, a tackle on Auburn's 1904 and 1905 teams and a member of Auburn's All-Time Team selected in 1943. Streit, an outstanding scholar-athlete, earned a degree from Auburn and went on to become a success in the business and professional world. He continued to support college football by officiating in the Southern and Southeastern Conferences for many years. Bill Streit credited any success he achieved to his Auburn experiences, both athletically and academically.

<i>Year</i>	<i>Athlete</i>	<i>Year</i>	<i>Athlete</i>
1954	Dave "Hoppy" Middleton	1981	Alan Bollinger
1955	Fob James	1982	Vernon Blackard
1956	Jerry Elliott	1983	Mark Dorminey
1957	Tim Baker	1984	Don Anderson
1958	Morris Savage	1984	Ed Graham
1959	Lamar Rawson	1985	Tracy Turner
1960	Ed Dyas	1985	Kyle Collins
1961	Don Machen	1986	Yann Cowart
1962	Mailon Kent	1987	Chris Knapp
1963	Howard Simpson	1988	Greg Staples
1964	Billy Edge	1989	Win Lyle
1965	John Cochran	1990	Roy Hunter
1966	Bobby Beard	1991	Chad Muilenburg
1967	George Davidson	1992	Karekin Cunningham
1968	Al Giffin	1992	Stan Vetock
1969	John "Rat" Riley	1993	Pedro Cherry
1970	Mac Crawford	1994	J.D. Walker
1971	Pat Sullivan	1995	Bryan Northcutt
1972	Mike Neel	1996	Allan Brown
1973	Bobby Davis	1997	John Pass
1974	Bruce Evans	1998	David McGill
1975	Rick Neel	1999	Ryan Hooker
1976	Chris Vacarella	2000	Rob Pate
1977	Bob Butler	2001	Taylor Mosley
	Dick Hayley	2002	Damon Duval
1978	Jeff Gray	2003	Justin Fetsko
1979	Jorge Portela	2004	Ben Obomanu
1980	Gilbert Sellers		

## Jack Meagher Award

The Coach Jack Meagher Award was established in 2004 to ensure proper recognition and appreciation for the many contributions Coach Jack Meagher made to Auburn and its athletic programs and to recognize and show appreciation to the men who played for Coach Meagher, The Meagher's Marauders. The award is presented annually, "to a person with Auburn University affiliation who made significant contributions to society through athletics.

<i>Year</i>	<i>Recipient</i>
2004	Meagher's Marauders
2005	Dr. Jack Hughston
2006	Kenny Howard
2007	Billy Hitchcock
2008	Spence McCracken
2009	Larry Blakeney
2010	Tommie Agee
2011	David Housel
2012	Herb "Hub" Waldrop
2013	Buddy Davidson
2014	Ronnie Baynes
2015	Bo Jackson
2016	Mike Kolen
2017	Pat Sullivan
2018	Rodney Garner

# Auburn Awards

Several major awards are presented to Auburn football players each year. These awards are for outstanding accomplishment on the field and they are named for four of Auburn's greatest football players. The Leading Tackler Award is named in honor of Mike Kolen, Auburn's Captain Crunch. After an outstanding career at Auburn, Kolen went on to play on two Miami world championship teams, including the undefeated team of 1972. The Defensive Player of the Year Award is named in honor of Zeke Smith, a two-time All-America in 1958-59 and winner of the Outland Award in 1958. The Best Blocking Lineman Award is named for Ken Rice, an All-America tackle in 1959-60, one of Auburn's last great two-way players. The Offensive Player of the Year Award is named for Pat Sullivan, quarterback from 1969-71, and winner of the 1971 Heisman Trophy.

## KEN RICE AWARD

### Best Blocking Lineman

1977	Marvin Trott, center
1978	Mike Burrow, tackle
1979	George Stephenson, tackle
1980	Keith Uecker, tackle
1981	Keith Uecker, guard
1982	Ed West, tight end
1983	Ed West, tight end
1984	Ben Tamburello, center
1985	Steve Wallace, tackle
1986	Stacy Searels, tackle
1987	Stacy Searels, tackle
1988	Jim Thompson, tackle
1989	John Hudson, center
1990	Rob Selby, tackle
1991	Bob Meeks, center
1992	Chris Gray, tackle
1993	Wayne Gandy, tackle
1994	Shannon Roubique, center
1995	Shannon Roubique, center
1996	Jim Roe, tackle
1997	Jeno James, tackle
1998	Jeno James, tackle
1999	Jeno James, tackle
2000	Colin Sears, tackle
2001	Kendall Simmons, tackle
2002	Ben Nowland, center
2003	Danny Lindsey, center
2004	Marcus McNeill, tackle
2005	Marcus McNeill, tackle
2006	Ben Grubbs, guard
2007	Tyronne Green, guard
2008	Tyronne Green, guard
2009	Mike Berry, guard
	Lee Ziemba, tackle
2010	Ryan Pugh, center
2011	Brandon Mosley, tackle
2012	Philip Lutzenkirchen, tight end
2013	Reese Dismukes, center
2014	Reese Dismukes, center
2015	Shon Coleman, tackle
2016	Braden Smith, guard
2017	Braden Smith, guard
2018	Marquel Harrell, guard

## PAT SULLIVAN AWARD

### Offensive Player of the Year

1977	William Andrews, fullback
1978	Joe Cribbs, running back
1979	Joe Cribbs, running back
1980	James Brooks, running back
1981	George Peoples, fullback
1982	Lionel James, halfback
1983	Bo Jackson, halfback
1984	Jeff Parks, tight end
	Ron Middleton, tight end
1985	Jeff Parks, tight end
	Ron Middleton, tight end
1986	Brent Fullwood, tailback
1987	Jeff Burger, quarterback
1988	Reggie Slack, quarterback
1989	Reggie Slack, quarterback
1990	Stan White, quarterback
1991	Bob Meeks, center
1992	James Bostic, tailback
1993	James Bostic, tailback

1994	Frank Sanders, wide receiver
1995	Patrick Nix, quarterback
1996	Dameyune Craig, quarterback
1997	Jaret Holmes, placekicker
1998	Karsten Bailey, wide receiver
1999	Ronney Daniels, wide receiver
2000	Rudi Johnson, tailback
2001	Tim Carter, wide receiver
2002	Ronnie Brown, tailback
2003	Carnell Williams, tailback
2004	Ronnie Brown, tailback
2005	Ben Obomanu, wide receiver
2006	Courtney Taylor, wide receiver
2007	Brandon Cox, quarterback
2008	Mario Fannin, running back
2009	Ben Tate, running back
2010	Cam Newton, quarterback
2011	Philip Lutzenkirchen, tight end
2012	Onterio McCalebb, running back
2013	Nick Marshall, quarterback
2014	Nick Marshall, quarterback
2015	Peyton Barber, running back
2016	Kamryn Pettway, running back
2017	Kerryon Johnson, running back
2018	Jarrett Stidham, quarterback

## MIKE KOLEN AWARD

### Leading Tackler

1977	Freddie Smith, linebacker
1978	Donnie Givens, linebacker
1979	Freddie Smith, linebacker
1980	Chris Martin, linebacker
1981	Danny Skutack, linebacker
1982	Gregg Carr, linebacker
1983	Gregg Carr, linebacker
1984	Ben Thomas, def. tackle
1985	Tracy Rocker, def. tackle
1986	Kurt Crain, linebacker
1987	Kurt Crain, linebacker
1988	Quentin Riggins, linebacker
1989	Quentin Riggins, linebacker
1990	James Willis, linebacker
1991	Darrel Crawford, linebacker
1992	James Willis, linebacker
1993	Jason Miska, linebacker
1994	Anthony Harris, linebacker
1995	Anthony Harris, linebacker
1996	Takeo Spikes, linebacker
1997	Takeo Spikes, linebacker
1998	Leonardo Carson, def. end
1999	Alex Lincoln, linebacker
2000	Alex Lincoln, linebacker
2001	Dontarrious Thomas, linebacker
2002	Mark Brown, linebacker
2003	Karlos Dansby, linebacker
2004	Travis Williams, linebacker
2005	Will Herring, safety
2006	Will Herring, linebacker
2007	Josh Thompson, tackle
2008	Zach Etheridge, safety
2009	Josh Bynes, linebacker
2010	Josh Bynes, linebacker
2011	Daren Bates, linebacker
2012	Daren Bates, linebacker
2013	Cassanova McKinzy, linebacker
2014	Johnathan Ford, defensive back
2015	Johnathan Ford, defensive back
2016	Tray Matthews, defensive back

2017	Deshaun Davis, linebacker
2018	Deshaun Davis, linebacker

## ZEKE SMITH AWARD

### Defensive Player of the Year

1977	Freddie Smith, linebacker
1978	Donnie Givens, linebacker
1979	Freddie Smith, linebacker
1980	Danny Skutack, linebacker
1981	Donnie Humphrey, tackle
	Mark Dorminey, free safety
1982	Bob Harris, strong safety
1983	Doug Smith, defensive tackle
1984	Kevin Greene, defensive end
1985	Harold Hallman, noseguard
1986	Tracy Rocker, defensive tackle
1987	Nate Hill, defensive tackle
1988	Tracy Rocker, defensive tackle
1989	Craig Ogletree, outside linebacker
1990	David Rocker, defensive tackle
1991	Corey Barlow, cornerback
1992	Fred Smith, cornerback
1993	Damon Primus, defensive tackle
1994	Mike Pelton, defensive tackle
1995	Marcellus Mostella, outside linebacker
1996	Takeo Spikes, linebacker
1997	Takeo Spikes, linebacker
1998	Leonardo Carson, defensive end
1999	Marcus Washington, defensive end
2000	Rodney Cratyton, cornerback
2001	Alton Moore, defensive end
2002	Karlos Dansby, linebacker
2003	Karlos Dansby, linebacker
2004	Carlos Rogers, cornerback
2005	Travis Williams, linebacker
2006	David Irons, cornerback
2007	Jerraud Powers, cornerback
2008	Jerraud Powers, cornerback
2009	Antonio Coleman, defensive end
2010	Nick Fairley, defensive tackle
2011	Corey Lemonier, defensive end
2012	Daren Bates, linebacker
2013	Robenson Therzie, star safety
2014	Jonathan Jones, defensive back
2015	Blake Countess, defensive back
2016	Montravius Adams, defensive tackle
	Carl Lawson, defensive end
2017	Jeff Holland, defensive end
2018	Dontavius Russell, defensive tackle

## GREAT SOUTHERN WOOD

### Lineman of the Year

2006	Ben Grubbs, offensive guard
2007	Josh Thompson, nose guard
2008	Tyronne Green, offensive guard
2009	Ryan Pugh, center
2010	Mike Berry, offensive guard
	Byron Isom, offensive guard
2011	Byron Isom, offensive guard
2012	Corey Lemonier, defensive end
2013	Greg Robinson, offensive tackle
2014	Chad Slade, offensive guard
2015	Braden Smith, offensive guard
2016	Alex Kozan, offensive guard
2017	Dontavius Russell, defensive tackle
2018	Derrick Brown, defensive tackle

# A-Day Awards

At the 1987 A-Day spring football game, awards honoring the outstanding offensive, defensive and specialty teams player in the game were created and named for three former Tiger standouts: Lionel James (TB, 1980-83), Mark Dorminey (DB, 1979-82) and Lewis Colbert (P, 1982-85).

## Mark Dorminey Defensive MVP

1987	Tracy Rocker, DT
1988	Frankie Stankunas, DB
1989	Larry Young, LB
1990	Dennis Wright, DB
1991	Darrel Crawford, LB
1992	Willie Whitehead, LB
1993	Chris Shelling, CB
1994	Fred Smith, CB
1995	Jason Miska, LB
1996	Takeo Spikes, LB
1997	Ryan Taylor, LB
1998	Josh Weldon, NG
1999	Alex Lincoln, LB
2000	Derek Magwood, DE
2001	James Callier, LB
2002	Reggie Torbor, DE
2003	Will Herring, S
2004	Stanley McClover, DE
2005	Stanley McClover, DE (unanimous)
2006	David Irons, CB
2007	Michael Goggans, DE
2008	Sen'Derrick Marks, DT
2009	Michael Goggans, DE
2010	Antoine Carter, DE
2011	Dee Ford, DE
2012	Dee Ford, DE
2013	Justin Garrett, Star
2014	Kenny Flowers, LB
2015	Tray Matthews, DB
2016	Carl Lawson, DE
2017	Paul James III, LB
2018	Nick Coe, DE
2019	Derrick Brown, DT

## Lionel James Offensive MVP

1987	Curtis Stewart, TB
1988	James Joseph, TB
1989	Stacy Danley, TB
1990	Frank McIntosh, QB
1991	Stan White, QB
1992	James Bostic, FB
1993	James Bostic, TB
1994	Dameyune Craig, QB
1995	Dameyune Craig, QB
1996	Jessie McCovery, TE
1997	Rusty Williams, TB
1998	Cencade Pennington, TB
1999	Gabe Gross, QB
2000	Deandre Green, WR
2001	Daniel Cobb, QB
2002	Daniel Cobb, QB
2003	Tre Smith, RB
2004	Brandon Cox, QB
2005	Brandon Cox, QB
2006	Brad Lester, RB
2007	Brandon Cox, QB
2008	Kodi Burns, QB
2009	Ben Tate, RB
2010	Quindarius Carr, WR
2011	Philip Lutzenkirchen, TE
2012	Kiehl Frazier, QB
2013	Cameron Artis-Payne, RB
2014	Nick Marshall, QB
2015	Myron Burton Jr., WR
2016	Marcus Davis, WR
	Jovon Robinson, RB
2017	Jarrett Stidham, QB
2018	C.J. Tolbert, RB
2019	Seth Williams, WR

## Lewis Colbert Specialty MVP

1987	Brian Shulman, P
1988	Chris Dickinson, P
1989	Clay Davis, K
1990	Shayne Wasden, R
1991	Thomas Bailey, R
1992	Thomas Bailey, R
1993	Terry Daniel, P
1994	Terry Daniel, P
1995	Matt Hawkins, PK/P
1996	Brian Bell, KR
1997	Markeith Cooper, KR
1998	Rob Bironas, PK
1999	Rob Bironas, PK
2000	Damon Duval, PK/P
2001	Philip Yost, K
2002	Philip Yost, K
2003	Philip Yost, K
2004	Kody Bliss, P
2005	John Vaughn, K
2006	Kody Bliss, P
2007	Matthew Motley, H
2008	Clinton Durst, P
2009	Wes Byrum, PK
2010	Wes Byrum, PK
2011	Chris Brooks, PK
2012	Steven Clark, P
2013	Ryan White, H
2014	Daniel Carlson, PK
2015	Daniel Carlson, PK
2016	Daniel Carlson, PK
2017	Daniel Carlson, PK
2018	Anders Carlson, PK
2019	Anders Carlson, PK

## Bill Beckwith Crowd Estimate Award

Presented to the media representative who comes closest to guessing the crowd at the A-Day spring game.

Year	Recipient, Outlet	Guess	Official
1993	Neil Sims, <i>Birmingham News</i>	31,250	31,000
1994	Todd Thompson, <i>Daily Mountain Eagle</i>	31,876	31,494
1995	David Storey, Press Box PA	31,495	31,495
1996	Phillip Marshall, <i>Huntsville Times</i>	25,320	25,129
1997	Steve Kirk, <i>Birmingham Post-Herald</i>	11,374	10,442
1998	Ted Miller, <i>Mobile Press-Register</i>	19,202	20,179
1999	Phillip Marshall, <i>Huntsville Times</i>	29,981	33,117
2000	Bruce McClellan, <i>Decatur Daily</i>	29,999	30,926
2001	Troy Johnson, <i>Columbus Ledger Enquirer</i>	24,738	25,016
2002	Neal McCready, <i>Mobile Press Register</i>	34,106	33,653
2003	Neal McCready, <i>Mobile Press Register</i>	38,000	38,016
2004	Brent Schrotenboer, <i>Mobile Press Register</i>	30,500	30,700
2005	Evan Woodbery, <i>Mobile Press Register</i>	34,971	35,006
2006	Jon Johnson, <i>Dothan Eagle</i>	9,999	9,023
2007	Charles Goldberg, <i>Birmingham News</i>	31,112	31,757
2008	Jay G. Tate, <i>Montgomery Advertiser</i>	34,598	35,000
2009	Bill Cameron, <i>Tiger Communications</i>	45,678	45,381
2010	N/A	-----	63,217
2011	Brian McAlister, <i>AL.com</i>	54,971	53,290
2012	Phillip Marshall, <i>Auburn Undercover</i>	43,196	43,427
2013	N/A	-----	83,401
2014	Stephen Atkinson, <i>Inside the Auburn Tigers</i>	71,126	70,645
2015	Greg Ostendorf, <i>ESPN.com</i>	62,500	62,143
2016	Chuck Furlow, <i>ESPN Radio The Drive</i>	46,000	45,743
2017	Barrett Sallee, <i>Sirius Radio</i>	47,246	46,331
2018	Brandon Marcello, <i>Auburn Undercover</i>	28,500	28,033
2019	Zach Tantillo, <i>Auburn Plainsman</i>	41,621	41,621

# Spring Awards

## Most Improved Defensive Player

1977	Rodney Bellamy, tackle
1978	Charles Wood, end
1979	Ricky Westbrook, linebacker
1980	Ken Luke, safety

## Most Improved Offensive Player

1977	Jim Patton, split end
1978	Phillip Hall, center
1979	Claude Mathews, tackle
1980	Mike Edwards, split end

## Mike Neel Award - Hustle

1977	Rick Freeman, defense
	Jim Skuthan, offense
1978	Jerry Beasley, defense
	James Brooks, offense
1979	Charles Wood, defensive end
1980	Bob Harris, defensive back
1981	Scott Riley, defensive end
1982	David King, cornerback
1983	Rob Shuler, offensive tackle
1984	Jonathan Robinson, Kyle Collins
1985	Tommie Agee, fullback
1986	Kevin Porter, cornerback
1987	Stacy Searels, tackle
1988	Carlo Cheattom, safety
1989	Shayne Wasden, wide receiver
1990	Chad Muilenberg, fullback
1991	Juan Crum, offensive guard
1992	Fred Smith, cornerback
1993	Eric Reebals, linebacker
1994	Harold Morrow, fullback

## Most Improved Receiver

1981	Chris Woods
1982	Victor Beasley
1983	Clayton Beauford
1984	Lee Bean
1985	Craig Remington
1986	Scott Bolton
1987	Duke Donaldson
1988	Greg Taylor
1989	Dale Overton
1990	Victor Hall
1991	Lou Priestor
1992	Frank Sanders
1993	Sean Davidson
1994	Thomas Bailey
1995	Tyrone Goodson
1996	Karsten Bailey
1997	Reggie Worthy
1998	Clifton Robinson

## Most Improved Skill Player

1999	Lorenzo Diamond, TE
2000	Heath Evans, RB
2001	Brandon Johnson, FB
2002	Victor Horn, FB
2003	Ben Obomanu, WR
2004	Courtney Taylor, WR
2005	Carl Stewart, RB
2006	Courtney Taylor, WR
2007	Rodgeriqus Smith, WR
2008	Terrell Zachery, WR

## Pat Dye Leadership Award

1999	Marcus Washington
2000	Ben Leard (offense), Rob Pate (defense)
2001	Kendall Simmons (offense), Rashaud Walker (defense)
2002	Ben Nowland (offense) Dontarrious Thomas (defense)
2003	Jason Campbell (offense) Karlos Dansby (defense)
2004	Danny Lindsey (offense) Travis Williams (defense)
2005	Marcus McNeill (offense) Travis Williams (defense)
2006	Courtney Tylor (offense) Josh Thompson (defense)
2007	Cole Bennett (offense) Quentin Groves (defense)
2008	Jason Bosley (offense)

## Off-Season Conditioning Award

1998	Whit Smith
	Quinton Reese
2000	Alex Lincoln
2001	Dontarrious Thomas
2002	Junior Rosegreen
2003	Dontarrious Thomas
2004	Junior Rosegreen
2005	Cole Bennett
2006	Cole Bennett
2007	Danny Perry
2008	Antonio Coleman

## Most Improved Defensive End (OLB)

1981	Jeff Jackson
1982	John Dailey
1983	Kevin Greene
1984	Gerald Robinson
1985	Neal Vinson
1986	Brian Smith
1987	Craig Ogletree
1988	Reggie Barlow
1989	Clarence Morton
1990	Bennie Pierce
1991	Alonzo Etheridge
1992	Jason Merchant
1993	Willie Whitehead
1994	Bobby Daffin
1995	Andre Miller
1996	Marcellus Mostella
1997	Quinton Reese
1998	Marcus Washington

## Most Improved Offensive Lineman

1981	Bob Hix
1982	Tracy Turner
1983	Ben Tamburello
1984	Randy Stokes
1985	Stacy Dunn
1986	Steve Wilson
1987	Anthony Brown
1988	Rob Selby
1989	Mark Rose
1990	Tim Tillman
1991	Anthony Redmon
1992	Shannon Roubique
1993	Brian Osborn
1994	John Franklin

1995	James Kiger
1996	James Kiger
1997	Karl Lavine
1998	Colin Sears
1999	Jeno James
2000	Ben Nowland
2001	Mark Pera
2002	Danny Lindsey
2003	Jonathan Palmer
2004	Ben Grubbs
2005	Tim Duckworth
2006	Antwoin Daniels
2007	Andrew McCain
2008	Byrom Isom

## Most Improved Defensive Lineman

1981	Donnie Humphrey
1982	Doug Smith
1983	Harold Hallman
1984	Alex Dudchock
1985	Tracy Rocker
1986	Ron Stallworth
1987	Rob Selby
1988	David Rocker
1989	Richard Shea
1990	Walter Tate
1991	Chuckie Johnson
1992	Randy Hart
1993	Mike Pelton
1994	Ramon Luster
1995	Karl Lavine
1996	Jimmy Brumbaugh
1997	Leonardo Carson
1998	Charles Dorsey
1999	Derek Magwood
2000	Josh Weldon
2001	Reggie Torbor
2002	Wayne Dickens
2003	Bret Eddins
2004	Josh Thompson
2005	Quentin Groves
2006	Josh Thompson
2007	Mike Blanc
2008	Michael Goggans

## Most Improved Running Back

1981	Lionel James
1982	Willie Howell
1983	Tommie Agee
1984	Demetrius Threatt
1985	Curtis Stewart
1986	Vincent Harris
1987	Reggie Ware
1988	Alex Strong
1989	Teapot Brown
1990	John Stewart
1991	Darrell Williams
1992	Alex Smith
1993	Harold Morrow
1994	Stephen Davis
1995	Kevin McLeod
1996	Eric Hines-Tucker
1997	Markeith Cooper
1998	Cencade Pennington



# Spring Awards

## Most Improved Linebacker

1981	Ronny Bellew
1982	Beau Brown
1983	Pat Thomas
1984	Jim Bone
1985	Russ Carreker
1986	Russ Carreker
1987	Edward Phillips
1988	Wayne Bylsma
1989	Darrel Crawford
1990	Karekin Cunningham
1991	Mike Pelton
1992	Anthony Harris
1993	Toby Anderson
1994	Derrick Robinson
1995	Anthony Harris
1996	Ricky Neal
1997	Terrance Crowder
1998	James Callier
1999	Kenny Kelly
2000	James Callier
2001	Mark Brown
2002	Mark Brown
2003	Travis Williams
2004	Kevin Sears
2005	Eric Brock
2006	Jonathan Willhite
2007	Patrick Lee **
2008	Chris Evans

\*\* Awarded as Most Improved Linebacker/  
Defensive back

## Eddie Welch Attitude & Effort Award

1987	Mark Rose, OL
1988	Craig Ogletree, OLB
1989	Rob Selby, OT
1990	Chris Jones, DB
1991	Matt Land, DB
1992	Torris Babbs, TE
1993	James Bostic, TB
1994	Harold Morrow, FB
1995	Jamie Williams, DB
1996	Fred Beasley, RB
1997	Jeno James, OT
1998	Jeno James, OT
1999	Jimmy Brumbaugh, DT
2000	Ronney Daniels, WR and Alex Lincoln, LB
2001	Mike Pucillo, OL and James Callier, DE
2002	Carnell Williams, RB and Dexter Murphy, DT
2003	Brandon Johnson, FB and Reggie Torbor, DE
2004	Tre Smith, RB and Bret Eddins, DE
2005	Joe Cope, C and Josh Thompson, DL
2006	Cole Bennett, TE Josh Thompson, DL
2007	Jason Bosley, OL Josh Thompson, DL
2008	Tommy Trott, TE Sen'Derrick Marks, DT

## Most Improved Tight End

1983	Jeff Parks
1984	Ron Middleton
1985	Lee Marke Sellers
1987	Walter Reeves
1988	Lee Marke Sellers
1989	Victor Hall
1990	Jess Simpson
1991	Fred Baxter
1992	Shawn Malone
1993	Matt DeValk
1994	Jessie McCovery
1995	Jessie McCovery
1996	Jessie McCovery
1997	Tyrone Dillard
1998	Brad Bourne

## Most Improved Quarterback

1981	Randy Campbell
1982	Mike Mann
1983	Pat Washington
1984	Jeff Burger
1985	Bobby Walden
1986	Jeff Burger
1987	Reggie Slack
1988	Reggie Slack
1989	Frank McIntosh
1990	Richard Hanna
1991	Corey Lewis
1992	Patrick Nix
1993	Patrick Nix
1994	Dameyune Craig
1995	Jon Cooley
1996	Jon Cooley
1997	Ben Leard
1998	Ben Leard

## Most Improved Defensive Back

1981	Tim Drinkard
1982	Dennis Collier
1983	Vic Beasley
1984	Arthur Johnson
1985	Chip Powell
1986	Shan Morris
1987	Perry Reed
1988	Carlo Cheatton
1989	Corey Barlow
1990	Alex Thomas
1991	Fred Smith
1992	Chris Shelling
1993	Kelsey Crook
1994	Darryl Riggins
1995	Charles Rose
1996	Marlon Taylor
1997	Antwoine Nolan
1998	Adlai Trone
2007	Patrick Lee **
2008	Walter McFadden

\*\* Awarded as Most Improved Linebacker/  
Defensive back

## Most Valuable Offensive Player

1981	Edward West, TE
1982	Ron O'Neal, FB
1983	Randy Campbell, QB
1984	Jeff Parks, TE
1985	Ron Middleton, TE
1986	Tommie Agee, FB

1987	Jeff Burger, QB
1988	Reggie Slack, QB
1989	Reggie Slack, QB
1990	Rob Selby, OT
1991	Stan White, QB
1992	Alex Smith, TB
1993	Shannon Roubique, C
1994	Shannon Roubique, C
1995	Shannon Roubique, C
1996	Dameyone Craig, QB
1997	Rusty Williams, RB Markeith Cooper, RB
1998	Karsten Bailey, WR

## Most Valuable Defensive Player

1981	Edmund Nelson, DT
1982	Gregg Carr, LB
1983	Ben Thomas, DT
1984	David King, CB
1985	Gerald Williams, DT
1986	Shan Morris, SS
1987	Benji Roland, NG
1988	Quentin Riggins, ILB
1989	Craig Ogletree, OLB
1990	Lamar Rogers, DT
1991	Corey Barlow, DB
1992	Fred Smith, DB
1993	Fred Smith, CB
1994	Anthony Harris, LB
1995	Anthony Harris, LB
1996	Takeo Spikes, LB
1997	Leonardo Carson, DE
1998	Ryan Taylor, LB

## Most Improved Specialist

1981	Al Del Greco
1982	Lewis Colbert
1983	Fred Murphy
1984	Robert McGinty
1985	John Ellis
1986	Chris Johnson
1987	Chris Dickinson
1988	Chris Dickinson
1989	Richie Nell
1991	James Reid
1992	Tony Amason
1993	Brian Brinsfield
1994	Matt Hawkins
1995	Kevin Gentle
1997	Robert Bironas
1998	Jeremy Zills

## Big Hit Award

1981	Greg Tutt, DB
1982	Bob Harris, SS
1983	David King, CB
1984	Tom Powell, FS
1985	Arthur Johnson, CB
1986	Joe Foreman, LB
1987	Greg Staples, SS
1988	Roy Hunter, S
1989	Stacy Danley, TB
1990	John Wiley, DB
1991	Tim Cromartie, DT
1992	Otis Mounds, DB
1993	Chris Shelling, DB
1994	Fred Smith, DB
1995	Liron Thomas, DB
1998	Ryan Taylor, LB

# Season Awards

---

## Team Most Valuable Player

2009 Ben Tate, RB  
2010 Cam Newton, QB  
2011 Philip Lutzenkirchen, TE

## Offensive Most Valuable Player

2009 Ben Tate, RB  
2010 Cam Newton, QB  
2011 Emory Blake, WR

## Defensive Most Valuable Player

2009 Antonio Coleman, DE  
Craig Stevens, LB  
2010 Nick Fairley, DT  
2011 Neiko Thorpe, DB

## Special Teams Most Valuable Player

2009 Wes Byrum, PK  
2010 Wes Byrum, PK  
2011 Steven Clark, P

## Outstanding Newcomer

2009 Daren Bates, DB  
2010 Brandon Mosley, OT  
2011 Reese Dismukes, C  
Jermaine Whitehead, DB

## Strength & Conditioning MVP

2009 Ryan Pugh, C  
Terrell Zachery, WR  
2010 Craig Sanders, DE  
Aairon Savage, DB  
2011 Jared Cooper, OL  
Corey Grant, RB

## Offensive Scout Team MVP

2009 Clint Moseley, QB  
2010 Bobby Ingalls, OL  
2011 Corey Grant, RB

## Defensive Scout Team MVP

2009 Jamar Travis, DL  
2010 Ashton Richardson, LB  
2011 Daniel Pond, DB

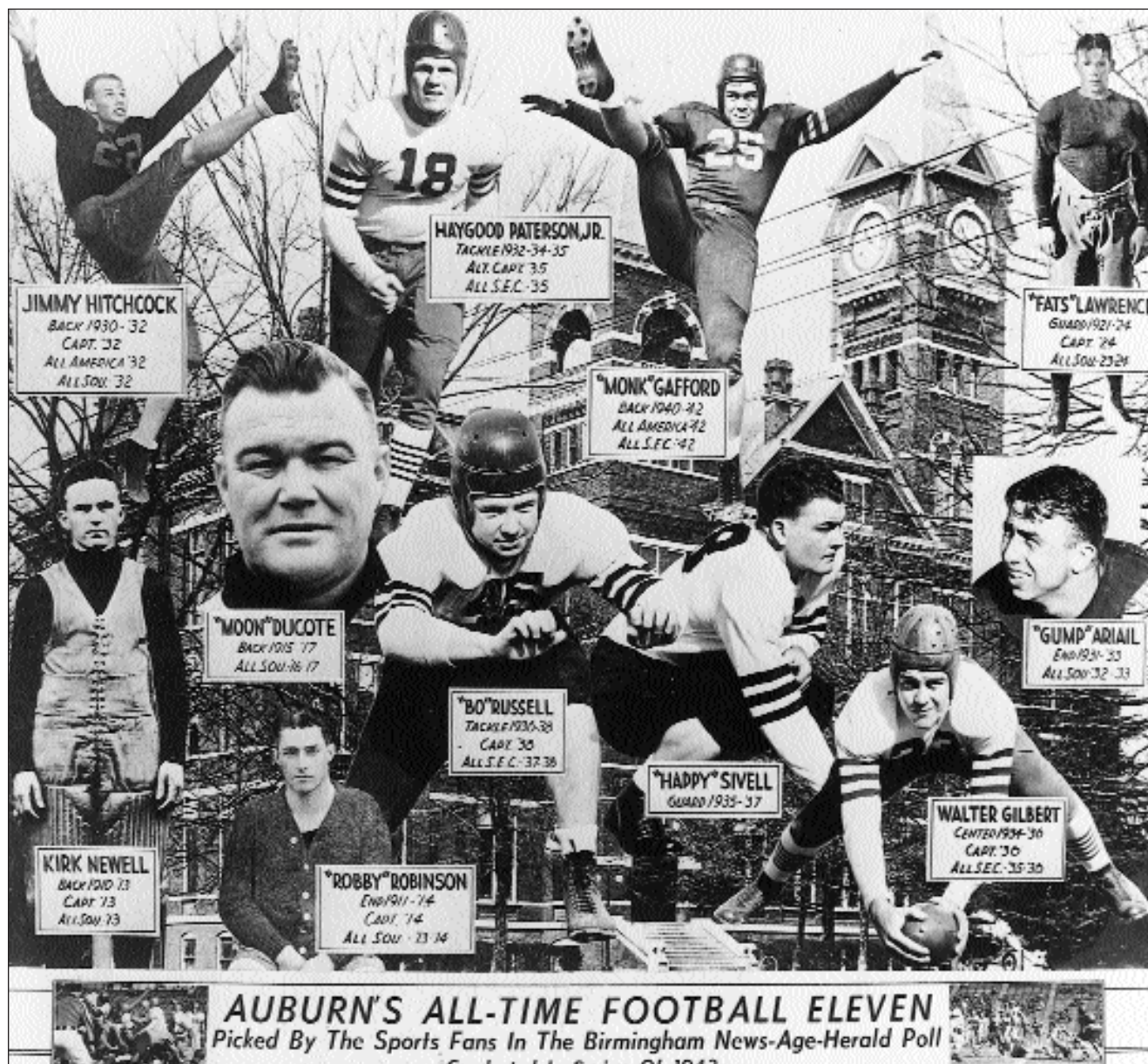
## Academic Eye of the Tiger

2009 Walter McFadden, DB  
2010 Onterio McCalebb, RB  
2011 Eltoro Freeman, LB

# All-Time Teams

There have been two “all-time” teams selected in Auburn’s 100-year football history, the “All-Time Team” selected by readers of *The Birmingham News* and *Birmingham Age-Herald* in 1943, and the “Team of the Century” selected by vote of the fans in 1992, the centennial year of Auburn Football.

Since it is impossible for players of earlier generations to receive fair consideration in popular voting by fans of another generation, and since the game of football has changed from a game where one player played both offense and defense to a game where players specialize in offense or defense, both teams are considered official and both are regarded as “Auburn’s All-Time Teams.”



## The All-Time Team (1892-1943)

(Selected in 1943 by Readers of *The Birmingham News* and *Birmingham Age-Herald*)

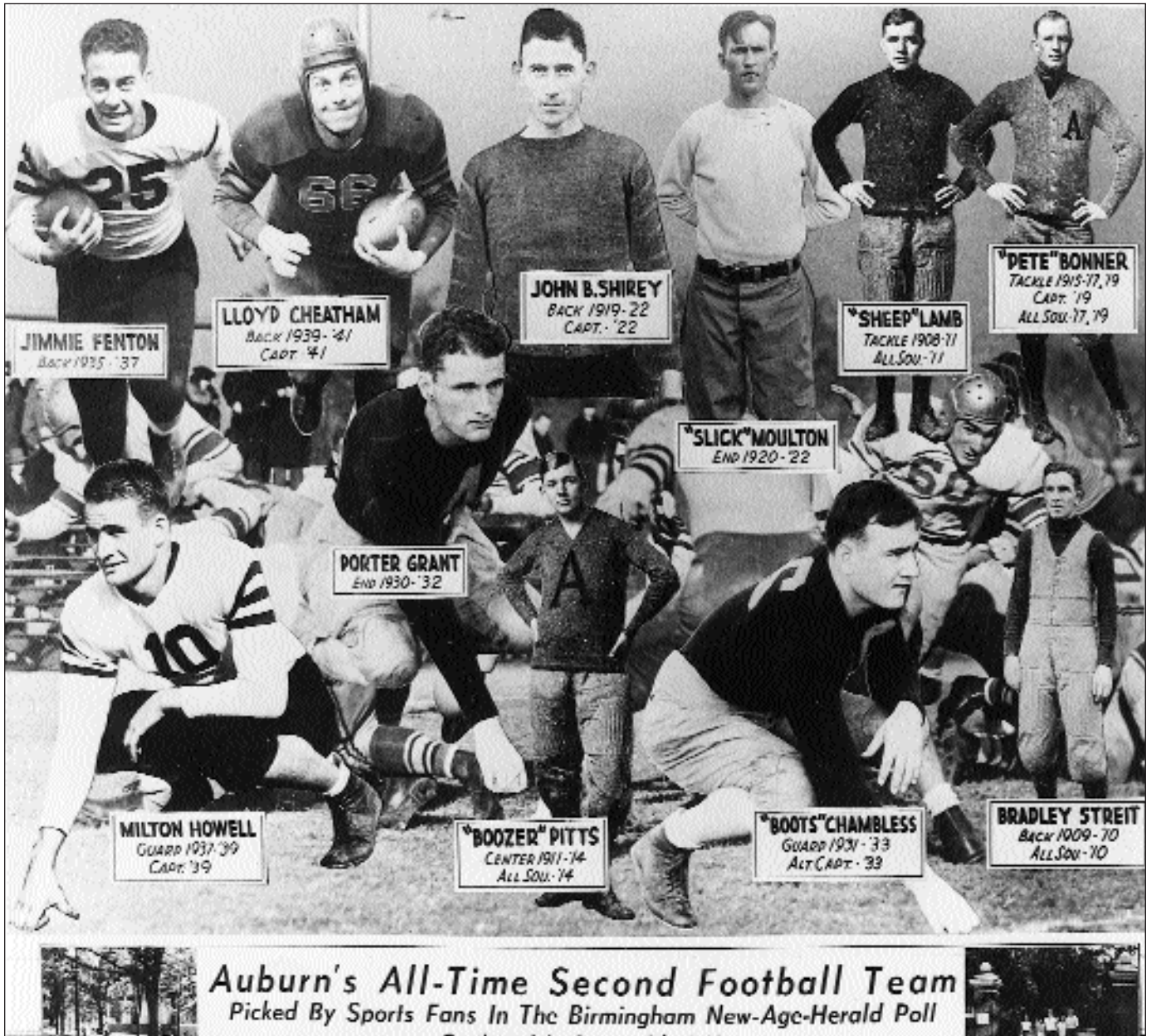
### First Team

Ends..... “Gump” Arial, 1931-33  
 “Robby” Robinson, 1911-14  
 Tackles ..... Haygood Patterson, Jr., 1932, 34-35  
 “Bo” Russell, 1936-38  
 Guards..... “Fats” Lawrence, 1921-24

Center..... “Happy” Sivell, 1935-37  
 Walter Gilbert, 1934-36  
 Backs ..... “Moon” Ducote, 1915-17  
 “Monk” Gafford, 1940-42  
 Jimmy Hitchcock, 1930-32  
 Kirk Newell, 1910-13



# All-Time Teams



## The All-Time Team (1892-1943)

(Selected in 1943 by Readers of *The Birmingham News* and *Birmingham Age-Herald*)


### Second Team

Ends.....Porter Grant, 1930-32  
 "Slick" Moulton, 1920-22  
 Tackles....."Pete" Bonner, 1915-17, 19  
 "Sheep" Lamb, 1908-11  
 Guards....."Boots" Chambless, 1931-33  
 Milton Howell, 1937-39

Center....."Boozer" Pitts, 1911-14  
 Backs.....Lloyd Cheatham, 1939-41  
 Jimmie Fenton, 1935-37  
 John B. Shirey, 1919-22  
 Bradley "Bill" Streit, 1909-10



# Team of the Century



## Team of the Century


(Selected by vote of the fans in 1992)

### Offense

Wide Receivers ..... Terry Beasley, 1969-71  
 Lawyer Tillman, 1985-88  
 Offensive Line..... Walter Gilbert, 1934-36  
 Ed King, 1988-90  
 Ken Rice, 1958-60  
 Ben Tamburello, 1983-86  
 Steve Wallace, 1982-85

Quarterback ..... Pat Sullivan, 1969-71  
 Running Backs..... James Brooks, 1977-80  
 Joe Cribbs, 1976-79  
 Bo Jackson, 1982-85  
 Kicker..... Al Del Greco, 1980-83

# Team of the Century



## Team of the Century

(Selected by vote of the fans in 1992)

### Defense

- Ends..... Aundray Bruce, 1984-87  
Jimmy "Red" Phillips, 1955-57
- Defensive Line ..... Donnie Humphrey, 1979-83  
Tracy Rocker, 1985-88  
Roger Duane "Zeke" Smith, 1957-59
- Linebackers ..... Jackie Burkett, 1957-59  
Gregg Carr, 1981-84  
Mike Kolen, 1967-69

- Defensive Backs..... Tucker Fredrickson, 1962-64  
Mike Fuller, 1972-74  
Kevin Porter, 1984-87
- Punter..... Lewis Colbert, 1982-85
- Player of the Century..... Tucker Fredrickson
- Coach of the Century ..... Ralph "Shug" Jordan, Auburn '32  
Head Football Coach, 1951-75

# Team of the Decades

## Team of the Sixties

(Selected by readers of the *Birmingham Post-Herald*)

### Offense

Ends..... Tim Christian, Freddie Hyatt  
Tackles ..... Dave Hill, Ken Rice  
Guards..... Andy Gross, Bill Van Dyke  
Center..... Forrest Blue  
Quarterback ..... Jimmy Sidle  
Running Backs..... Ed Dyas, Connie Frederick,  
Tucker Frederickson  
Kicker..... John "Rat" Riley

### Defense

Ends..... Dave Edwards, Howard Simpson  
Tackles ..... David Campbell, Chuck Hurston  
Linebackers ..... Bill Cody, Mike Kolen, John McGeever  
Gusty Yearout  
Backs ..... Bobby Hunt, Buddy McClinton  
George Rose  
Punter..... Jon Kilgore

## Team of the Seventies

(Selected by readers of the *Birmingham Post-Herald*)

### Offense

Wide Receivers ..... Terry Beasley, Dick Schmalz  
Linemen ..... Mac Lorendo, Lynn Johnson  
Dave Ostrowski, Danny Speigner  
Center..... Lee Gross  
Quarterback ..... Pat Sullivan  
Running Backs..... James Brooks, Joe Cribbs  
Terry Henley  
Kicker..... Gardner Jett

Ends..... "Knock'em Down" Bob Brown  
Danny Sanspree  
Linemen ..... Frank Warren, Benny Sivley  
Linebackers ..... Ken Bernich, Mike Neel, Freddie Smith  
Tommy Yearout  
Backs ..... Mike Fuller  
David Langner  
Larry Willingham  
Punter..... David Beverly

### Defense

## Team of the Eighties

(Selected by readers of the *Birmingham Post-Herald*)

### Offense

Wide Receiver..... Lawyer Tillman  
End ..... Walter Reeves  
Tackles ..... Stacy Searels, Steve Wallace  
Guards..... David Jordan, Ed King  
Center..... Ben Tamburello  
Quarterback ..... Reggie Slack  
Running Backs..... James Brooks, Brent Fullwood  
Bo Jackson  
Kicker..... Al Del Greco

### Defense

Linemen..... Donnie Humphrey, Tracy Roker  
Benji Roland  
Linebackers ..... Aundray Bruce, Gregg Carr, Kurt Crain  
Quentin Riggins  
Backs ..... Carlo Cheattom, David King, Kevin Porter  
Tom Powell  
Punter..... Lewis Colbert

## Team of the Nineties

(Selected by readers of the *Birmingham Post-Herald*)

### Offense

Wide Receivers ..... Frank Sanders, Karsten Bailey  
Offensive Line..... Jeno James, Victor Riley, Willie Anderson,  
Wayne Gandy  
Center..... Shannon Roubique  
Quarterback ..... Stan White  
Running Back ..... Stephen Davis  
Fullback ..... Tony Richardson  
Kicker..... Jaret Holmes

### Defense

Linemen..... Marcellus Mostella, Willie Whitehead,  
David Roker, Leonardo Carson  
Linebackers ..... Takeo Spikes, Anthony Harris,  
James Willis  
Backs ..... Chris Shelling, Corey Barlow, Brian  
Robinson, Brad Ware  
Punter..... Terry Daniel  
Kick Returner..... Thomas Bailey

# Team of the Decades

---

## Team of the 2000s

(Selected by fans on AuburnTigers.com)

### Offense

Wide Receivers ..... Ben Obomanu, Courtney Taylor  
Offensive Line..... Marcus McNeill, Ben Grubbs, Monreko  
..... Crittenden, Kendall Simmons  
Center..... Danny Lindsey  
Quarterback ..... Jason Campbell  
Running Back ..... Ronnie Brown, Carnell Williams  
Tight End..... Cooper Wallace  
Kicker..... John Vaughn

### Defense

Linemen..... Quentin Groves, Sen'Derrick Marks,  
..... DeMarco McNeil, Antonio Coleman  
Linebackers ..... Karlos Dansby, Dontarrious Thomas,  
..... Travis Williams  
Backs ..... Carlos Rogers, Jerraud Powers, Will Herring,  
..... Junior Rosegreen  
Punter..... Kody Bliss  
Kick Returner..... Tristan Davis





# SEC Championship Game History

#3 **TENNESSEE**  
#11 **AUBURN**

**30**  
**29**

December 6, 1997  
Georgia Dome (74,896) • Atlanta, Ga.



Marcus Nash's 73-yard catch and run in the fourth quarter provided the winning points as Tennessee defeated Auburn, 30-29, in the 1997 SEC Championship Game. Peyton Manning's scoring pass to Nash capped a 13-point Vol comeback.

Tennessee jumped out to an early lead when Manning hit Peerless Price on a 40-yard score on the first drive of the game. But Auburn took advantage of Vol miscues to score on a pair of Jaret Holmes field goals, a 24-yard Brad Ware fumble recovery and a 51-yard Dameyune Craig-to-Tyrone Goodson pass. The Tigers led 20-10 heading into the intermission.

The two teams exchanged touchdowns early in the third quarter before Manning hit Price for another score, this one from 46 yards out, late in the third. However, Auburn's Charles Dorsey blocked the PAT, which was returned by Quinton Reese for a 29-23 Tiger lead.

Auburn enjoyed that lead until Nash caught a five-yard pass from Manning, dodged a tackle and raced 73 yards up the sideline for the game-winning score.

The Tigers' last legitimate scoring chance ended when Karsten Bailey fumbled a reception at the Vol 40.

#### SCORING SUMMARY

Tennessee.....	7	3	13	7	—	30
Auburn.....	13	7	9	0	—	29

UT—Price 40 pass from Manning (Hall kick), 12:41, 1st  
 AU—Holmes 30 FG, 10:25, 1st  
 AU—Ware 24 fumble return (Holmes kick), 5:36, 1st  
 AU—Holmes 48 FG, 1:27, 1st  
 AU—Goodson 51 pass from Craig (Holmes kick), 14:12, 2nd  
 UT—Hall 27 FG, 7:46, 2nd  
 UT—Copeland 5 pass from Manning (Hall kick), 11:56, 3rd  
 AU—Beasley 24 pass from Craig (Holmes kick), 6:14, 3rd  
 UT—Price 46 pass from Manning (Hall kick), 1:06, 3rd  
 AU—Reese PAT return, 1:06, 3rd  
 UT—Nash 73 pass from Manning (Hall kick), 11:14, 4th

#### TEAM STATISTICS

	UT	AU
First Downs	22	9
Rushing-Yards	36-129	21-(-15)
Passing Yards	373	262
Passing (C-A-I)	25-43-2	14-34-0
Total Offense	373	262
Punts-Avg.	5-36.2	10-43.8
Fumbles/Lost	6/4	5/1
Penalty-Yards	9-49	12-78
3rd Down Conv.	9-of-17	1-of-13
Time of Possession	35:43	24:17

#### INDIVIDUAL STATISTICS

RUSHING: (UT) Lewis 31-127, Manning 4-2, Bryson 1-0; (AU) R.Williams 6-8, Carter 2-3, Beasley 5-(-9), Craig 8-(-17).

PASSING: (UT) Manning 25-43-2-373 4 TD; (AU) Craig 14-34-0-262 2 TD.

RECEIVING: (UT) Nash 9-126 1 TD, Price 8-161 2 TD, Copeland 4-36 1 TD, Lewis 3-45, Edmonds 1-5; (AU) Poor 3-98, Beasley 3-56 1 TD, Goodson 2-60 1 TD, Bailey 2-16, Dillard 1-13, McLeod 1-13, Lowe 1-4, Cooper 1-2.

#7 **FLORIDA**  
#17 **AUBURN**

**28**  
**6**

December 2, 2000  
Georgia Dome (73,427) • Atlanta, Ga.



Turnovers plagued the 17th-ranked Tigers in their rematch against the 7th-ranked Florida Gators in the 2000 SEC Championship Game in Atlanta.

Florida scored touchdowns off three Auburn turnovers in the first half to come away with a 28-6 victory.

On the first play of the game, Auburn quarterback Ben Leard hit Reggie Worthy for a 10-yard gain, but the ball was knocked loose and the Gators recovered at the Auburn 41-yard line.

Five plays later, Florida quarterback Rex Grossman connected with Reche Caldwell on a 10-yard scoring pass to give the Gators a 7-0 lead less than two minutes into the game.

After an exchange of punts, Auburn took over at its 31-yard line and went on its first march into Florida territory. Leard hooked up with Ronney Daniels twice for 17 yards and hit Rudi Johnson for an 11 yard gain to move the Tigers to the Florida 22-yard line.

But the drive ended when Leard's pass for Daniels was intercepted at the seven-yard line.

The Gators wasted little time in converting on the turnover. Grossman again found Caldwell, this time for a 66-yard scoring strike to give Florida a 14-0 advantage.

Auburn again marched into Florida territory. But, Florida recovered a fumble at its 11-yard line to end the Auburn scoring threat.

Grossman then marched the Gators 97 yards in eight plays, capped off by a 27-yard touchdown reception by Jabar Gaffney, for a 21-0 lead.

With :35 seconds remaining in the first half, the Tigers got their first break of the game. Rodney Crayton intercepted a Grossman pass to set up the Tigers' first score.

Damon Duval connected on a 44-yard field goal to cut the margin to 21-3 at halftime.

In the second half, Florida turned to the running attack to protect its lead as the Gators had 116 yards on the ground in the half.

Auburn could manage only a 21-yard field goal by Duval as the Gators came away with a 28-6 win.

#### SCORING SUMMARY

Auburn.....	0	3	3	0	—	6
Florida.....	14	7	7	0	—	28

UF—Caldwell 10 pass from Grossman (Chandler kick) 13:09, 1st  
 UF—Caldwell 66 pass from Grossman (Chandler kick) 2:42, 1st  
 UF—Gaffney 27 pass from Grossman (Chandler kick) 8:19, 2nd  
 AU—Duval 44 field goal 0:00, 2nd  
 AU—Duval 21 field goal 9:43, 3rd  
 UF—Haugabrook 12 pass from Grossman (Chandler kick) 5:17, 3rd

#### TEAM STATISTICS

	AU	UF
First Downs	19	20
Rushes-Yards	28-120	35-191
Passing Yards	208	238
Passing (C-A-I)	23-43-2	17-26-1
Total Offense	71-328	61-429
Punts-Avg.	5-41.2	4-44.5
Fumbles/Lost	3-2	4-2
Penalties -Yards	5-19	8-61
3rd Down Conv.	8-of-17	7-of-12
Time of Possession	31:49	28:11

#### INDIVIDUAL STATISTICS

RUSHING: (AU) Evans 8-69; Johnson 17-47; Carter 1-9; Leard 1-(-2); Klein 1-(-3); (UF) Graham 19-171; Gillespie 11-45; Grossman 5-(-23);

PASSING: (AU) Leard 17-30-1, 158; Klein 6-13-1, 50; (UF) Grossman 14-26-1, 238.

RECEIVING: (AU) Evans 4-45; Diamond 4-42; Green 3-25; Robinson 3-24; Daniels 3-22; Ru. Johnson 2-21; Worthy 1-10; Willis 1-10; Carter 1-6; McIntyre 1-3; (UF) Gaffney 5-84; Caldwell 3-91; Gillespie 3-19; Walker 2-27; Haugabrook 2-10; Frazier 1-9; Graham 1-(-2).

# SEC Championship Game History

**#3 AUBURN** **38**  
**#15 TENNESSEE** **28**

December 4, 2004

Georgia Dome (74,892) • Atlanta, Ga.



Jason Campbell passed for 374 yards and three touchdowns as No. 3 Auburn defeated 15th-ranked Tennessee, 38-28, to earn its first Southeastern Conference Championship since 1989.

Campbell completed 27-of-35 passes and also ran for 57 yards on 13 carries. He ended the game with 431 offensive yards -- the second best in Auburn history -- en route to

being named the 2004 game's Most Valuable Player.

Auburn, meanwhile, went 12-0 for the first time in school history. The Tigers defeated Tennessee for the second time during the season and third meeting in a row. The Tigers had not defeated the Volunteers in three straight games since 1982-84.

Auburn started off the scoring early, capitalizing on a Carnell Williams fumble into the end zone as Cole Bennett jumped on the ball, and the Tigers had a 7-0 lead less than two minutes into the game.

Williams got his score five minutes later, taking the ball into the end zone for a 5-yard rush. The score marked Williams' 13th this season and extended his scoring streak to nine games, a school record.

Tennessee's Cedric Houston scored on a rush with no time left in the first, but Courtney Taylor, who led all players with 111 yards on six catches, scored on a 4-yard pass from Campbell with 9:15 to play in the second.

Robert Meachem and Gerald Riggs combined for the next 14 points early in the third quarter, giving Tennessee a tie with the Tigers. Yet Devin Aromashodu's 53-yard touchdown reception from Campbell with 3:45 to play in the third gave Auburn a cushion, one that was expanded to 10 points with a John Vaughn 22-yard field goal to start the fourth quarter.

A Tennessee touchdown less than two minutes later pulled the Volunteers to within three, but Ben Obomanu ensured Auburn's SEC Championship with a 43-yard touchdown pass from Campbell with 6:56 to play.

Travis Williams led Auburn with eight tackles, including one for loss, while Carlos Rogers was credited with two pass breakups.

**#2 AUBURN** **56**  
**#18 SOUTH CAROLINA** **17**

December 4, 2010

Georgia Dome (75,802) • Atlanta, Ga.



Auburn out-scored South Carolina 28-3 in the second half of the 2010 Southeastern Conference Championship Game, capping off a 56-17 victory over the Gamecocks, giving the Tigers their seventh SEC title and a trip to the Tostitos BCS National Championship Game.

Auburn's 56 points set a SEC Championship Game record, as well as its 39-point

margin of victory. Quarterback Cam Newton, who was named the game's MVP, tied the SEC Championship Game record for touchdown responsibility with six (four passing, two rushing).

Along with his six touchdowns, Newton posted a 17-of-28 passing night for 335 yards and 73 rushing yards in his MVP performance.

Newton's first touchdown came on the fourth play of the game as he found Onterio McCalebb in the flat for a 12-yard touchdown pass. After a South Carolina score, Auburn again took the lead, 14-7, on a 5-yard Newton run. The Tigers then took a 21-7 first-quarter lead as Newton found Darvin Adams for a 54-yard touchdown pass down the right sideline.

Receiving the ball with 2:02 left in the half, the Gamecocks moved 80 yards down the field in 1:46, setting up a 1-yard TD pass to Alshon Jeffery. Taking over with only 16 seconds left in the half, Auburn squashed whatever momentum South Carolina had as Newton heaved a hail Mary pass 51 yards down the field where it was caught by Adams after being tipped by a South Carolina player. Adams finished the game with a championship game-record 217 yards on seven catches.

Opening the second half with a firm 28-14 lead, Auburn continued to roll, scoring 21 straight points. Newton scored first on a 1-yard run on Auburn's first possession. The Tigers scored again just 33 seconds later as T'Sharvan Bell intercepted a Garcia pass, returning it 10 yards for a touchdown and a 42-14 lead. Auburn opened the fourth quarter with another score as Newton hit Emory Blake on a 7-yard touchdown pass.

USC got its lone second-half score with 7:48 left in the game on a 33-yard Spencer Lanning field goal. With the backups in, the Tigers capped the 56-17 win with 2:22 left in the game as senior Mario Fannin ran in from six yards out for a TD.

## SCORING SUMMARY

Auburn.....	14	7	7	10	—	38
Tennessee.....	7	0	14	7	—	28

AU—Bennett 0 fumble recovery (Vaughn kick), 13:24, 1st  
 AU—C. Williams 5 run (Vaughn kick), 8:35, 1st  
 UT—Houston 2 run (Wilhoit kick), 0:00, 1st  
 AU—Taylor 4 pass from Campbell (Vaughn kick), 9:15, 2nd  
 UT—Meachem 17 pass from Clausen (Wilhoit kick), 9:39, 3rd  
 UT—Riggs 80 run (Wilhoit kick), 6:05, 3rd  
 AU—Aromashodu 53 pass from Campbell (Vaughn kick), 3:45, 3rd  
 AU—Vaughn 22 field goal, 11:46, 4th  
 UT—Riggs 9 run (Wilhoit kick), 10:07, 4th  
 AU—Obomanu 43 pass from Campbell (Vaughn kick), 6:56, 4th

## TEAM STATISTICS

	AU	UT
First Downs	31	9
Rushes-Yards	49-185	24-228
Passing Yards	374	69
Comp-Att-Int	27-35-1	8-20-0
Total Yards	85-559	44-297
Punts-Avg.	2-29.5	6-40.5
Fumbles/Lost	3/1	0/0
Penalties-Yards	4-20	12-95
3rd Down Conv.	8-of-14	2-of-9
Time of Possession	39:31	20:29

## INDIVIDUAL STATISTICS

RUSHING: (AU) C. Williams 19-100 (TD), J. Campbell 13-57, Brown 16-50, Bliss 1-(-22), Bennett 0-0 (TD); (UT) Riggs 11-182 (2TD), Houston 11-37 (TD), Anderson 1-11, Team 1-(-2).  
 PASSING: (AU) J. Campbell 27-35-1, 374, (3TD); (UT) Clausen 8-20-0, 69 (TD).  
 RECEIVING: (AU) Taylor 6-111 (TD), Obomanu 6-93 (TD), Brown 6-55, Wallace 3-31, Aromashodu 2-58 (TD), C. Williams 2-11, Daniels 1-9, Mix 1-6; (UT) Brown 3-28, Anderson 2-11, Meachem 1-17 (TD), Houston 1-8, Smith 1-5.

## SCORING SUMMARY

Auburn.....	21	7	14	14	—	56
South Carolina.....	7	7	0	3	—	17

AU - McCalebb 12 yd pass from Newton (Byrum kick), 13:20, 1st  
 SC - DiMarco 25 yd pass from Garcia (Lanning kick), 9:53, 1st  
 AU - Newton 5 yd run (Byrum kick), 5:31, 1st  
 AU - Adams 54 yd pass from Newton (Byrum kick), 2:09, 1st  
 SC - Jeffery 1 yd pass from Garcia (Lanning kick), 0:16, 2nd  
 AU - Adams 51 yd pass from Newton (Byrum kick), 0:00, 2nd  
 AU - Newton 1 yd run (Byrum kick), 7:56, 3rd  
 AU - Bell 10 yd interception return (Byrum kick), 7:23, 3rd  
 AU - Blake 7 yd pass from Newton (Byrum kick), 11:14, 4th  
 SC - Lanning 33 yd field goal, 7:48, 4th  
 AU - Fannin 6 yd run (Byrum kick), 2:22, 4th

## TEAM STATISTICS

	AU	SC
First Downs	28	20
Rushes-Yards	42-238	30-156
Passing Yards	351	193
Comp-Att-Int	18-29-0	20-33-2
Total Plays-Yards	71-589	63-349
Punts-Avg.	1-36.0	3-50.0
Fumbles/Lost	1/1	0/0
Penalties-Yards	4-44	4-41
3rd Down Conv.	9-of-12	5-of-12
Time of Possession	31:01	28:59

## INDIVIDUAL STATISTICS

RUSHING: (AU) Newton 14-73 (2TD); Dyer 14-64; Trotter 2-37; McCalebb 3-30; Fannin 6-28 (TD); Burns 2-3; Zachery 1-3. (SC) Lattimore 16-84; Shaw 6-49; Garcia 7-18; Maddox 1-5.  
 PASSING: (AU) Newton 17-28-0-335 (4TD); Trotter 1-1-0-16. (SC) Garcia 16-28-2-170 (2TD); Shaw 4-5-0-23.  
 RECEIVING: (AU) Adams 7-217 (2TD); Blake 5-63 (TD); Smith 2-23; Lutzenkirchen 1-18; Winter 1-16; McCalebb 1-12 (TD); Zachery 1-2. (SC) Jeffery 4-36 (TD); Lattimore 3-36; Gurley 3-32; Moore 3-30; Sanders 3-9; DiMarco 2-38 (TD); Triglia 1-9; Miles 1-3.

# SEC Championship Game History

**#5 MISSOURI** **42**  
**#3 AUBURN** **59**

**December 7, 2013**  
**Georgia Dome (75,632) • Atlanta, Ga.**



The Mason struck a pose — a Heisman Trophy pose.

Looks like the Auburn Tigers running back will get a shot at something he wants even more.

A national title.

Mason rushed for 304 yards and four touchdowns, leading No. 3 Auburn to a wild 59-42 victory over No. 5 Missouri in a Southeastern Conference title showdown Saturday that resembled a video game.

Auburn (12-1) took care of business, then got the help it needed to claim a spot in the BCS championship. No. 2 Ohio State lost to Michigan State 34-24 in the Big Ten title game, which likely pushes the Tigers up to face top-ranked Florida State in Pasadena. The Seminoles routed Duke 45-7 in the Atlantic Coast Conference championship.

Missouri (11-2) should be in the mix for a New Year's Day bowl, with the Capital One, Cotton and Outback games among the possible destinations.

But Auburn was the big winner on this day. The official announcement won't come until Sunday night, but there appears to be no other outcome than Auburn-Florida State for No. 1.

Auburn is certainly playing its best offensively. The Tigers set an SEC championship record with 677 yards, including 545 on the ground.

Mason had scoring runs of 7, 3 and 1 yards before bursting up the middle on a 13-yard TD that clinched the victory with 4:22 remaining. He carried the ball a staggering 46 times, an easy choice as the game's MVP. He celebrated by breaking out the familiar Heisman pose, his longshot candidacy getting a huge boost.

In a game where neither team played a lick of defense, Auburn finally stopped Missouri on fourth-and-1 deep in its own territory, setting up Mason's final score. Chris Davis broke up the pass, not quite as thrilling as his 109-yard return

of a missed field goal to beat Alabama, but another huge play for the nation's biggest turnaround team.

Auburn, which was 3-9 a year ago and didn't win a game in the SEC, claimed the title in its first year under Malzahn. The Tigers didn't even need a dramatic finish to do it, holding Missouri scoreless in the final quarter while Mason notched two more TDs to break open a game that was close most of the way.

Missouri had its own impressive bounce-back after struggling its first year in the SEC. But coach Gary Pinkel's team was denied a quick championship in its new league after leaving the Big 12, unable to slow — must less stop — Auburn's dynamic offense.

Missouri piled up 534 yards — the teams combined for 1,211 yards in a conference supposedly known for defense — but it wasn't nearly enough against Auburn's hurry-up spread.

Quarterback Nick Marshall shook off two early fumbles, one of which Missouri returned for a touchdown. He ran for 101 yards and a touchdown and passed for 132 yards and another score.

The lead changed hands seven times. Missouri's last gasp was Franklin's 5-yard touchdown run, followed by a two-point conversion, that closed the gap to 45-42 heading to the final period. But Auburn dominated the final 15 minutes behind the play of Mason.

**#6 GEORGIA** **28**  
**#4 AUBURN** **7**

**December 2, 2017**  
**Mercedes-Benz Stadium (76,534) • Atlanta, Ga.**



After twice beating the No. 1 team to claim the SEC Western Division crown, Auburn came up short in the SEC Championship Game, losing to Georgia 28-7 at Mercedes-Benz Stadium.

Trailing by six points going to the fourth quarter, Auburn drove to midfield, but Georgia recovered a fumble and scored four plays later to take a 14-point lead. The

Bulldogs added a 64-yard touchdown run for the final score.

Auburn scored a touchdown on the game's opening drive, marching 75 yards in 10 plays, 21 yards coming on Jarrett Stidham's pass to Chandler Cox, his longest career reception.

On third-and-goal from the 6, Stidham rifled a touchdown pass to a slanting Nate Craig-Myers for a 7-0 Auburn lead.

Stidham completed his first eight attempts, finishing 16 of 32 for 145 yards and his 17th touchdown pass of the season.

On Georgia's first possession, a blitzing Tray Matthews sacked Georgia's Jake Fromm on first down for a loss of 7, Matthews' first career sack. Two plays later, Dontavius Russell sacked Fromm, forcing a punt.

Early in the second quarter, Auburn drove to Georgia's 14, but Georgia recovered a fumble at the 16. The Bulldogs then drove 84 yards for a tying touchdown, with Fromm finding Isaac Nauta for a 2-yard TD pass.

Georgia added a 27-yard field goal with 4:59 in the second quarter to take a 10-7 halftime lead.

Auburn began the second half with a promising drive, gaining 52 yards on three consecutive plays, including a 24-yard pass from Stidham to Ryan Davis on third-and-6. Kerryon Johnson gained 15 yards on a quick pitch, then Stidham found Davis again for 13.

The drive stalled at the 14-yard-line, with Georgia blocking a 31-yard field goal attempt. The Bulldogs kicked a 35-yard field goal to lead 13-7 with 1:26 left in the third quarter.

Davis made seven receptions for 65 yards, extending his single-season record to 76.

Dashaun Davis led Auburn with a career-high 10 tackles. Tray Matthews added a season-high eight, and Darrell Williams had seven.

## SCORING SUMMARY

Missouri	10	17	15	0	—	42
Auburn	14	14	17	14	—	59

MU - Baggett 42 yd field goal, 10:50, 1st  
 AU - Coates 38 yd pass from Marshall (Parkey kick), 8:22, 1st  
 MU - Beckham 28 yd pass from Franklin (Baggett kick), 5:40, 1st  
 AU - Marshall 9 yd run (Parkey kick), 4:09, 1st  
 MU - Gaines 11 yd fumble recovery (Baggett kick), 13:11, 2nd  
 AU - Mason 7 yd run (Parkey kick), 10:25, 2nd  
 MU - Baggett 36 yd field goal, 9:58 3:06, 7:19, 2nd  
 AU - Mason 3 yd run (Parkey kick), 4:79 0:47, 6:26, 2nd  
 MU - Beckham 55 yd pass from Franklin (Baggett kick), :18, 2nd  
 AU - Parkey 52 yd field goal, 8:17, 3rd  
 MU - Murphy 10 yd pass from Franklin (Baggett kick), 5:35, 3rd  
 AU - Grant 2 yd run (Parkey kick), 3:21, 3rd  
 AU - Artis-Payne 15 yd run (Parkey kick), 00:31, 3rd  
 MU - Franklin 5 yd run (Franklin rush), 00:09, 3rd  
 AU - Mason 1 yd run (Parkey kick), 11:09, 4th  
 AU - Mason 13 yd run (Parkey kick), 4:22, 4th

## TEAM STATISTICS

	MU	AU
First Downs	22	30
Rushing-Yards	34-231	74-545
Passing Yards	303	132
Passing (C-A-I)	25-43-2	14-34-0
Total Offense	71-534	85-677
Punts-Avg.	5-45.0	3-40.0
Fumbles/Lost	1/0	3/2
Penalty-Yards	7-40	10-63
3rd Down Conv.	2-of-12	7-of-14
Time of Possession	25:40	34:20

## INDIVIDUAL STATISTICS

RUSHING: (MU) Josey 9-123; Franklin 15-62 (TD); Hansbrough 6-36; Murphy 4-10. (AU) - Mason 46-304 (4 TD); Marshall 16-101 (TD); Grant 5-65 (TD); Louis 3-43; Artis-Payne 2-36 (TD).

PASSING: (MU) Franklin 21-37-1-303 (3 TD). (AU) - Marshall 9-11-0-132 (TD).

RECEIVING: (MU) Green-Beckham 6-144 (2 TD); Marcus Lucas 5-50; Marcus Murphy 3-40 (TD); Bud Sasser 3-34; LD Washington 3-29; Jimmie Hunt 1-6. (AU) - Sammie Coates 6-94 (TD); Trovon Reed 1-23; Tre Mason 1-8; Ricardo Louis 1-7.

## SCORING SUMMARY

Georgia	0	10	3	15	—	28
Auburn	7	0	0	0	—	7

AU - Craig-Myers 6 yd pass from Stidham (Carlson kick), 1st, 9:54  
 UGA - Nauta 2 yd pass from Fromm (Blankenship kick), 2nd, 10:14  
 UGA - Blankenship 27 yd field goal, 2nd, 4:59  
 UGA - Blankenship 35 yd field goal, 3rd, 1:26  
 UGA - Godwin 7 yd pass from Fromm (Godwin pass from Fromm), 4th, 13:06  
 UGA - Swift 64 yd run (Blankenship kick), 4th, 10:34

## TEAM STATISTICS

	UGA	AU
First Downs	20	18
Rushing-Yards	41-238	31-114
Passing Yards	183	145
Passing (C-A-I)	16-22-0	16-32-0
Total Offense	63-421	63-259
Punts-Avg.	4-44.0	6-40.7
Fumbles/Lost	1/0	2/2
Penalty-Yards	7-91	5-39
3rd Down Conv.	2-of-11	4-of-13
Time of Possession	33:02	26:58

## INDIVIDUAL STATISTICS

RUSHING: (UGA) Swift 7-88 (TD), Chubb 13-77, Michel 7-45, Herrien 2016, Holyfield 5-9, Hardman 1-4, Fromm 3-4, Team 3- -5; (AU) Johnson 13-44, Stidham 9-25, Martin 4-20, Stove 3-19, Miller 2-6.

PASSING: (UGA) Fromm 16-22-0-183 (2 TD); (AU) Stidham 16-32-0-145 (TD).

RECEIVING: (UGA) Godwin 5-48 (TD), Hardman 4-67, Swift 3-17, Michel 2-38, Chubb 1-11, Nauta 1-2 (TD); (AU) R. Davis 7-65, Slayton 2-14, Johnson 2-1, Stove 1-26, Cox 1-21, Miller 1-11, Craig-Myers 1-6 (TD), Barrett 1-1.



# Auburn SEC Championship Game Records

## Individual Records

### All-Purpose Records

Most Net Yards Gained .....312, Tre Mason vs. Missouri (2013)\*\*

### Defensive Records

Most Interceptions by ..... 1, by six individuals

Most Interception Return Yards .....77, Jason Bray vs. Tennessee (1997)\*\*

Longest Interception Return .....77, Jason Bray vs. Tennessee (1997)\*\*

Interception Touchdowns .....1, T'Sharvan Bell vs. South Carolina (2010)\*\*

Most Total Tackles ..... 14, Takeo Spikes vs. Tennessee (1997)

Most Solo Tackles .....8, Dontarrius Thomas vs. Florida (2000)

Most Assisted Tackles ..... 7, Ricky Neal vs. Tennessee (1997)

### Kick Return Records

Most Punt Returns..... 2, by four individuals

Most Punt Return Yards..... 36, Chris Davis vs. Missouri (2013)

Highest Yards Per Return Avg. (Min. 3 ret.).....NA

Longest Punt Return ..... 22, Chris Davis vs. Missouri (2013)

Most Kickoff Returns .....4, Markeith Cooper vs. Tennessee (1997)

Most Kickoff Return Yards .....89, Markeith Cooper vs. Tennessee (1997)

Highest Yards Per Return Avg. (min. 3 ret.).....22.3, M. Cooper vs. Tennessee

.....(1997) [4-89]

Longest Kickoff Return.....46, Markeith Cooper vs. Tennessee (1997)

### Passing Records

Most Attempts.....35, Jason Campbell vs. Tennessee (2004)

Most Completions .....27, Jason Campbell vs. Tennessee (2004)

Most Consecutive Completions.....8, Jarrett Stidham vs. Georgia (2017)

Highest Comp. Pct. (min. 10 att.).....

.....81.8, Nick Marshall vs. Missouri (2013) [9-11]

Most Yards..... 374, Jason Campbell vs. Tennessee (2004)

Most Touchdowns Thrown..... 4, Cam Newton vs. South Carolina (2010)

Most Interceptions Thrown ..... 1, by three individuals

Most Passes Without Interception..... 34, Dameyune Craig vs. Tennessee (1997)

Longest Completion .....69, Dameyune Craig to Hicks Poor vs. Tennessee (1997)

### Punting Records

Most Punts.....10, Jaret Holmes vs. Tennessee (1997)\*\*

Fewest Punts..... 1, Ryan Shoemaker vs. South Carolina (2010)

Highest Punt Avg..... 43.8, Jaret Holmes vs. Tennessee (1997) [10 for 438]

Longest Punt..... 53, Jaret Holmes vs. Tennessee (1997)

Punts Inside 20..... 3, Steven Clark vs. Missouri (2013)

Punting Yards.....438, Jaret Holmes vs. Tennessee (1997)\*\*

### Receiving Records

Most Receptions.....7, Darvin Adams vs. South Carolina (2010)

..... 7, Ryan Davis vs. Georgia (2017)

Most Yards Gained..... 217, Darvin Adams vs. South Carolina (2010)\*\*

Highest Yards Per Catch avg. (min. 3 rec.).....

..... 32.7, Hicks Poor vs. Tennessee (1997) [3-98]

Most Touchdown Receptions .....2, Darvin Adams vs. South Carolina (2010)

### Rushing Records

Most Attempts.....46, Tre Mason vs. Missouri (2013)\*\*

Most Net Yards Gained .....304, Tre Mason vs. Missouri (2013)\*\*

Most Net Yards Gained (QB) .....101, Nick Marshall vs. Missouri (2013)

Highest Yds/Rush Avg. (min. 5 att.) 13.0, Corey Grant vs. Missouri (2013)[5-65]

Most Rushing Touchdowns .....4, Tre Mason vs. Missouri (2013)

### Scoring Records

Most Points Scored.....24, Tre Mason vs. Missouri (2013)\*\*

Most Points Scored by a Kicker..... 11, Cody Parkey vs. Missouri (2013)

Most Touchdowns Scored.....4, Tre Mason vs. Missouri (2013)\*\*

Most Field Goals Made .....2, Damon Duval vs. Florida (2000)

..... 2, Jaret Holmes vs. Tennessee (1997)

Most Field Goal Attempted.....2, by three individuals

Longest Field Goal Made..... 48, Jaret Holmes vs. Tennessee (1997)

Most PAT Kicks Made..... 8, Wes Byrum vs. South Carolina (2010)\*\*

.....8, Cody Parkey vs. Missouri (2013)\*\*

### Total Offense Records

Most Plays.....48, Jason Campbell vs. Tennessee (2004) [13 rush/35 pass]

Most Net Yards Gained .....431, Jason Campbell vs. Tennessee (2004)\*\*

.....[57 rush/374 pass]

Most TDs Responsible For.6, Cam Newton vs. South Carolina [4 pass/2 rush]\*\*

\*\*SEC Championship Game record



# Auburn SEC Championship Game Records

## Team Records

### Defensive Records

Most Plays Against.....	79 vs. Tennessee (1997)
Fewest Plays Against.....	44 vs. Tennessee (2004)
Most Net Yards Allowed.....	534 vs. Missouri (2013)
Fewest Net Yards Allowed.....	297 vs. Tennessee (2004)
Most Net Rushing Yards Allowed.....	238 vs. Georgia (2017)
Fewest Net Rushing Yards Allowed.....	129 vs. Tennessee (2000)
Most Net Passing Yards Allowed.....	373 vs. Tennessee (1997)
Fewest Net Passing Yards Allowed.....	69 vs. Tennessee (2004)
Most Pass Interceptions By.....	2 vs. South Carolina (2010)
.....	2 vs. Tennessee (1997)
Most Points Allowed.....	42 vs. Missouri (2013)
Fewest Points Allowed.....	17 vs. South Carolina (2010)
Most Total First Downs Allowed.....	22 vs. Tennessee (1997)
.....	22 vs. Missouri (2013)
Fewest Total First Downs Allowed.....	9 vs. Tennessee (2004)
Most Turnovers Caused.....	6 vs. Tennessee (1997)**

### Kick Return Records

Most Punt Returns.....	2 vs. four opponents
Most Punt Return Yards.....	36 vs. Missouri (2013)
Longest Punt Return.....	22 vs. Missouri (2013)
Most Kickoff Returns.....	4 vs. South Carolina (2010)
.....	4 vs. Tennessee (1997)
Most Kickoff Return Yards.....	89 vs. Tennessee (1997)
Longest Kickoff Return.....	46 vs. Tennessee (1997)

### Passing Records

Most Attempts.....	43 vs. Florida (2000)
Fewest Attempts.....	11 vs. Missouri (2013)
Most Completions.....	27 vs. Tennessee (2004)
Fewest Completions.....	9 vs. Missouri (2013)
Highest Completion Pct. (min. 10 att.).....	81.8 vs. Missouri (2013) [9-11]**
Most Yards.....	374 vs. Tennessee (2004)
Fewest Yards.....	132 vs. Missouri (2013)
Most Touchdowns Thrown.....	4 vs. South Carolina (2010)
Most Interceptions Thrown.....	2 vs. Florida (2000)
Most Passes Without Interception Thrown.....	34 vs. Tennessee (1997)

### Punting Records

Most Punts.....	10 vs. Tennessee (1997)**
Fewest Punts.....	1 vs. South Carolina (2010)
Highest Yards-Per-Punt Average.....	43.8 vs. Tennessee (1997) [10 for 438 yds]
Most Yards Punting.....	438 vs. Tennessee (1997)**

### Rushing Records

Most Attempts.....	74 vs. Missouri (2013)**
Fewest Attempts.....	21 vs. Tennessee (1997)
Most Net Yards Gained.....	545 vs. Missouri (2013)**
Fewest Net Yards Gained.....	minus 15 vs. Tennessee (1997)
Highest Yards-Per-Rush Average.....	7.36 vs. Missouri (2013) [74 for 545 yds]
Most rushing touchdowns.....	7 vs. Missouri (2013)**

### Scoring Records

Most Points Scored.....	59 vs. Missouri (2013)**
Fewest Points Scored.....	6 vs. Florida (2000)
Most Points Scored (Quarter).....	21 vs. South Carolina (2010) [1st]**
Most Points Scored (Half).....	31 vs. Missouri (2013) [2nd]**
Fewest Points Scored (Quarter).....	0, in six quarters
Fewest Points Scored (Half).....	0, second half vs. Georgia (2017)
Most Touchdowns Scored.....	8 vs. South Carolina (2010)**
.....	8 vs. Missouri (2013)**
Most Field Goals Made.....	2 vs. Florida (2000)
.....	2 vs. Tennessee (1997)
Most PAT Kicks Made.....	8 vs. South Carolina (2010)
.....	8 vs. Missouri (2013)
Most PAT Kicks Attempted.....	8 vs. South Carolina (2010)
.....	8 vs. Missouri (2013)

### Total Offense Records

Most Plays.....	85 vs. Tennessee (2004)**
.....	85 vs. Missouri (2013)**
Fewest Plays.....	55 vs. Tennessee (1997)
Most Net Yards Gained.....	677 vs. Missouri (2013)**
Fewest Net Yards Gained.....	247 vs. Tennessee (1997)
Highest Yards-Per-Play Average.....	8.3 vs. South Carolina (2010)**
.....	[71 for 589 yds]
Lowest Yards-Per-Play Average.....	4.1 vs. Georgia (2017)
.....	[63 for 259 yds]

### Team Records

Most First Downs.....	31 vs. Tennessee (2004)**
Fewest First Downs.....	9 vs. Tennessee (1997)
Most First Downs Rushing.....	26 vs. Missouri (2013)**
Most First Downs Passing.....	14 vs. Tennessee (2004)
Longest Time of Possession.....	34:31 vs. Tennessee (2004)
Fewest Time of Possession.....	24:17 vs. Tennessee (1997)

### Misc. Records

Most Combined Points.....	101 vs. Missouri (2013)**
Margin of Victory.....	39 vs. South Carolina (2010)**

\*\*SEC Championship Game record

# Bowl History

## Auburn in Bowl Games (23-17-2)

Season	Bowl	Opponent	Score	W-L-T	AU Coach	Date
1936	Bacardi	Villanova	7-7	T	Jack Meagher	1/1/1937
1937	Orange	Michigan State	6-0	W	Jack Meagher	1/1/1938
1953	Gator	Texas Tech	13-35	L	Shug Jordan	1/1/1954
1954	Gator	Baylor	33-13	W	Shug Jordan	12/31/1954
1955	Gator	Vanderbilt	13-25	L	Shug Jordan	12/31/1955
1963	Orange	Nebraska	7-13	L	Shug Jordan	1/1/1964
1965	Liberty	Ole Miss	7-13	L	Shug Jordan	12/18/1965
1968	Sun	Arizona	34-10	W	Shug Jordan	12/28/1968
1969	Astro-Bluebonnet	Houston	7-36	L	Shug Jordan	12/31/1969
1970	Gator	Ole Miss	35-28	W	Shug Jordan	1/2/1971
1971	Sugar	Oklahoma	22-40	L	Shug Jordan	1/1/1972
1972	Gator	Colorado	24-3	W	Shug Jordan	12/30/1972
1973	Sun	Missouri	17-34	L	Shug Jordan	12/29/1973
1974	Gator	Texas	27-3	W	Shug Jordan	12/30/1974
1982	Tangerine	Boston College	33-26	W	Pat Dye	12/18/1982
1983	Sugar	Michigan	9-7	W	Pat Dye	1/2/1984
1984	Liberty	Arkansas	21-15	W	Pat Dye	12/27/1984
1985	Cotton	Texas A&M	16-36	L	Pat Dye	1/1/1986
1986	Citrus	Southern Cal	16-7	W	Pat Dye	1/1/1987
1987	Sugar	Syracuse	16-16	T	Pat Dye	1/1/1988
1988	Sugar	Florida State	7-13	L	Pat Dye	1/2/1989
1989	Hall of Fame	Ohio State	31-14	W	Pat Dye	1/1/1990
1990	Peach	Indiana	27-23	W	Pat Dye	12/29/1990
1995	Outback	Penn State	13-43	L	Terry Bowden	1/1/1996
1996	Independence	Army	32-29	W	Terry Bowden	12/31/1996
1997	Peach	Clemson	21-17	W	Terry Bowden	1/2/1998
2000	Citrus	Michigan	28-31	L	Tommy Tuberville	1/1/2001
2001	Peach	North Carolina	10-16	L	Tommy Tuberville	12/31/2001
2002	Capital One	Penn State	13-9	W	Tommy Tuberville	1/1/2003
2003	Music City	Wisconsin	28-14	W	Tommy Tuberville	12/31/2003
2004	Sugar	Virginia Tech	16-13	W	Tommy Tuberville	1/3/2005
2005	Capital One	Wisconsin	10-24	L	Tommy Tuberville	1/2/2006
2006	Cotton	Nebraska	17-14	W	Tommy Tuberville	1/1/2007
2007	Chick-fil-A	Clemson	23-20 [OT]	W	Tommy Tuberville	12/31/2007
2009	Outback	Northwestern	38-35 [OT]	W	Gene Chizik	1/1/2010
2010	BCS National Championship	Oregon	22-19	W	Gene Chizik	1/10/2011
2011	Chick-fil-A	Virginia	43-24	W	Gene Chizik	12/31/2011
2013	BCS National Championship	Florida State	31-34	L	Gus Malzahn	1/6/2014
2014	Outback	Wisconsin	31-34 [OT]	L	Gus Malzahn	1/1/2015
2015	Birmingham	Memphis	31-10	W	Gus Malzahn	12/30/15
2016	Sugar	Oklahoma	19-35	L	Gus Malzahn	1/2/2017
2017	Chick-fil-A Peach	UCF	27-34	L	Gus Malzahn	1/1/2018
2018	Music City	Purdue	63-14	W	Gus Malzahn	12/28/2018

# Bowl History

## Auburn's Bowl Series Record

Bowl	Appearances	W-L-T	Pct.	Seasons
Gator	6	4-2	.667	1954-54-55-70-72-74
Sugar	6	2-3-1	.417	1971-84-88-89-04-16
Chick-fil-A/Peach	6	4-2	.667	1990-97-01-07-11-18
Capital One (Citrus/Tangerine)	5	3-2	.600	1982-87-00-02-05
Outback (Hall of Fame)	4	2-2	.500	1990-95-09-14
Cotton	2	1-1	.500	1986-06
Sun	2	1-1	.500	1968-73
Orange	2	1-1	.500	1938-64
Liberty	2	1-1	.500	1965-84
BCS National Championship	2	1-1	.500	2010-13
Birmingham	1	1-0	1.000	2015
Music City	2	2-0	1.000	2003-18
Independence	1	1-0	1.000	1996
Bacardi	1	0-0-1	.500	1937
Astro-Bluebonnet	1	0-1	.000	1969
<b>TOTALS</b>	<b>42</b>	<b>23-17-2</b>	<b>.571</b>	

## All-Time Bowl Appearances

School	Appearances
1. Alabama	69
2. Texas	55
3. Georgia	54
4. Nebraska	53
Southern Cal	53
6. Tennessee	52
Oklahoma	52
8. LSU	50
Ohio State	50
10. Penn State	49
11. Michigan	47
12. Florida State	46
13. Georgia Tech	45
14. Florida	44
Clemson	44
<b>16. Auburn</b>	<b>43</b>
17. Arkansas	42
18. Texas A&M	40
19. Miami (Fla.)	39
20. Texas Tech	38

## Auburn's Bowl MVPs

### BCS National Championship Game

2010 Michael Dyer (offense)  
Nick Fairley (defense)

### Liberty Bowl MVP

1965 Tom Bryan  
1984 Bo Jackson

### Birmingham Bowl MVP

2015 Jovon Robinson

### Music City Bowl MVP

2003 Jason Campbell  
2018 Jarrett Stidham

### Tangerine/Citrus/Capital One Bowl MVP

1982 Randy Campbell  
1987 Aundray Bruce  
2001 Ben Leard (offense)  
    Javor Mills (defense)  
2003 Ronnie Brown (MVP)  
    Dontarrious Thomas (defense)

### Outback Bowl MVP

1990 Reggie Slack  
2010 Darvin Adams

### Cotton Bowl MVP

1986 Bo Jackson  
2007 Courtney Taylor (offense)  
    Will Herring (defense)

### Peach/Chick-fil-A Bowl MVP

1990 Stan White (offense)  
    Darrel Crawford (defense)  
1998 Dameyune Craig (offense)  
    Takeo Spikes (defense)  
2007 Pat Sims  
2011 Onterio McCalebb (offense)  
    Chris Davis (defense)

### Gator Bowl MVP

1954 Vince Dooley  
1954 Joe Childress  
1955 Joe Childress  
1971 Pat Sullivan  
1972 Wade Whatley  
1974 Phil Gargis

### Sugar Bowl MVP

1984 Bo Jackson  
2005 Jason Campbell

### Independence Bowl MVP

1996 Dameyune Craig (offense)  
    Ricky Neal (co-defense)  
    Takeo Spikes (co-defense)

### Sun Bowl MVP

1968 Buddy McClinton (defense)  
    David Campbell (offense)

## All-Time Bowl Wins

School	Wins
1. Alabama	41
2. Southern Cal	35
3. Georgia	31
4. Oklahoma	29
Penn State	29
Texas	29
7. Tennessee	28
Florida State	28
9. Nebraska	26
LSU	26
11. Georgia Tech	25
Ohio State	25
<b>13. Auburn</b>	<b>24</b>
Clemson	24
Ole Miss	24
16. Florida	23
17. Michigan	21
18. Miami (Fla.)	19
19. Notre Dame	18
Texas A&M	18

# Auburn Individual Bowl Records

## Auburn Individual Records

### RUSHING ATTEMPTS

- 37 Ronnie Brown vs. Penn State, 2003 Capital One
- 34 Tre Mason vs. Florida State, 2014 BCS Championship
- 31 Bo Jackson vs. Texas A&M, 1986 Cotton
- 28 Brent Fullwood vs. USC, 1987 Citrus
- 27 Jovon Robinson vs. Memphis, 2015 Birmingham
- 26 Cameron Artis-Payne vs. Wisconsin, 2015 Outback
- 25 Rudi Johnson vs. Michigan, 2001 Citrus
- 24 Kamryn Pettway vs. Oklahoma, 2017 Sugar
- 24 Kenny Irons vs. Nebraska, 2007 Cotton
- 22 Cam Newton vs. Oregon, 2011 BCS Championship
- 22 Michael Dyer vs. Oregon, 2011 BCS Championship
- 22 Kenny Irons vs. Wisconsin, 2006 Capital One
- 22 Bo Jackson vs. Michigan, 1984 Sugar
- 22 Kerryon Johnson vs. UCF, 2018 Chick-fil-A Peach

### RUSHING YARDS

- 195 Tre Mason vs. Florida St. (34 carries, 1 TD), 2014 BCS Championship
- 184 Ronnie Brown vs. Penn State (37 carries, 1 TD), 2003 Capital One
- 152 Brent Fullwood vs. USC (28 carries, 1 TD), 1987 Citrus
- 143 Michael Dyer vs. Oregon (22 carries), 2011 BCS Championship
- 134 Joe Childress vs. Baylor (20 carries, 2 TD), 1954 Gator
- 130 Bo Jackson vs. Michigan (22 carries), 1984 Sugar
- 129 Bo Jackson vs. Texas A&M (31 carries, 1 TD), 1986 Cotton
- 126 Cameron Artis-Payne vs. Wisconsin (26 carries, 2 TD), 2015 Outback
- 126 Jovon Robinson vs. Memphis, 2015 Birmingham
- 119 Stephen Davis vs. Penn State (12 carries), 1996 Outback
- 111 Tom Bryan vs. Ole Miss (19 carries, 1 TD), 1965 Liberty

### MOST RUSHING TOUCHDOWNS

- 2 JaTarvious Whitlow vs. Purdue, 2018 Music City
- 2 Cameron Artis-Payne vs. Wisconsin, 2015 Outback
- 2 Kiehl Frazier vs. Virginia, 2011 Chick-fil-A
- 2 Ben Tate vs. Northwestern, 2010 Outback
- 2 Ronnie Brown v. Penn St. 2002 Captl One; Wisconsin 2003 Music City
- 2 Carnell Williams vs. Wisconsin, 2003 Music City
- 2 Stan White vs. Indiana, 1990 Peach
- 2 Bo Jackson vs. Boston College, 1982 Tangerine; Arkansas, 1984 Liberty
- 2 Joe Childress vs. Baylor, 1954 Gator

### PASS ATTEMPTS

- 48 Stan White vs. Indiana, 1990 Peach
- 48 Dameyune Craig vs. Clemson, 1998 Peach
- 48 Pat Sullivan vs. Ole Miss, 1971 Gator; Oklahoma, 1972 Sugar
- 43 Jarrett Stidham vs. UCF, 2018 Chick-fil-A Peach
- 42 Dameyune Craig vs. Army, 1996 Independence

### PASS COMPLETIONS

- 31 Stan White vs. Indiana, 1990 Peach
- 28 Ben Leard vs. Michigan, 2001 Citrus
- 28 Jarrett Stidham vs. UCF, 2018 Chick-fil-A Peach
- 27 Pat Sullivan vs. Ole Miss, 1971 Gator
- 25 Brandon Cox vs. Clemson, 2007 Chick-fil-A
- 24 Jeff Burger vs. Syracuse, 1988 Sugar
- 24 Dameyune Craig vs. Army, 1996 Independence

### PASSING YARDS

- 394 Ben Leard vs. Michigan (28-37-2, 3 TD), 2001 Citrus
- 373 Jarrett Stidham vs. Purdue (15-21-0, 5 TD), 2018 Music City
- 370 Dameyune Craig vs. Army (24-42-1, 2 TD), 1996 Independence
- 351 Stan White vs. Indiana (31-48-0, 1 TD), 1990 Peach
- 351 Pat Sullivan vs. Ole Miss (27-43-1, 2 TD), 1971 Gator
- 331 Jarrett Stidham vs. UCF, 2018 Chick-fil-A Peach
- 265 Cam Newton vs. Oregon (20-34-1, 2 TD), 2011 BCS Championship

### MOST TOUCHDOWN PASSES

- 5 Jarrett Stidham vs. Purdue, 2018 Music City
- 3 Ben Leard vs. Michigan, 2001 Citrus
- 3 Reggie Slack vs. Ohio State, 1990 Hall of Fame
- 2 Cam Newton vs. Oregon, 2011 BCS Championship
- 2 Dameyune Craig vs. Army, 1996 Independence
- 2 Loran Carter vs. Arizona, 1968 Sun
- 2 Pat Sullivan vs. Ole Miss, 1971 Gator
- 2 Phil Gargis vs. Missouri, 1973 Sun; vs. Texas, 1974 Gator
- 2 Nick Marshall vs. Florida St, 2014 BCS; vs. Wisconsin, 2015 Outback

### RECEPTIONS

- 12 Darvin Adams vs. Northwestern (142 yards), 2010 Outback
- 10 Willie Gosha vs. Army (132 yards, 1 TD), 1996 Independence
- 9 Victor Hall vs. Indiana (74 yards), 1990 Peach
- 8 Terry Beasley vs. Ole Miss (143 yards, 1 TD), 1971 Gator
- 8 Ryan Davis vs. UCF (47 yards), 2018 Chick-fil-A Peach
- 7 Ronney Daniels vs. Michigan (98 yards, 1 TD), 2001 Citrus
- 7 Herbert Casey vs. Indiana (159 yards), 1990 Peach
- 7 Stacy Danley vs. Syracuse (34 yards), 1988 Sugar

### RECEIVING YARDS

- 160 Darius Slayton vs. Purdue, 2018 Music City
- 159 Herbert Casey vs. Indiana, 1990 Peach
- 143 Terry Beasley vs. Ole Miss, 1971 Gator
- 142 Darvin Adams vs. Northwestern, 2010 Outback
- 132 Willie Gosha vs. Army, 1996 Independence
- 125 Lawyer Tillman vs. Syracuse, 1988 Sugar
- 119 Karsten Bailey vs. Clemson, 1998 Peach
- 117 Will Hastings vs. UCF, 2018 Chick-fil-A Peach
- 108 Emory Blake vs. Virginia, 2011 Chick-fil-A

### RECEIVING TOUCHDOWNS

- 3 Darius Slayton vs. Purdue, 2018 Music City
- 2 Thom Gossom vs. Missouri, 1973 Sun
- 2 Ed Butler vs. Texas, 1974 Gator
- 2 Greg Taylor vs. Ohio State, 1990 Hall of Fame

### SCORING

- 18 Darius Slayton vs. Purdue (3 TD), 2018 Music City
- 18 JaTarvious Whitlow vs. Purdue (3 TD), 2018 Music City
- 15 Joe Childress vs. Baylor (2 TD, 3 PAT), 1954 Gator
- 12 Carl Stewart (2 TD), 2007 Cotton
- 12 Ronnie Brown vs. Wisconsin (2 TD), 2003 Music City
- 12 Carnell Williams vs. Wisconsin (2 TD), 2003 Music City
- 12 Ronnie Brown vs. Penn State (2 TD), 2002 Capital One
- 12 Stan White vs. Indiana (2 TD), 1990 Peach
- 12 Greg Taylor vs. Ohio State (2 TD), 1990 Hall of Fame
- 12 Ed Butler vs. Texas (2 TD), 1974 Gator
- 12 Thom Gossom vs. Missouri (2 TD), 1973 Sun
- 12 Kiehl Frazier vs. Virginia (2 TD), 2011 Chick-fil-A
- 12 Onterio McCalebb vs. Virginia (2TD), 2011 Chick-fil-A
- 12 Tre Mason vs. Missouri (2 TD), 2014 BCS Championship
- 12 Cameron Artis-Payne vs. Wisconsin (2 TD), 2015 Outback

### LONGEST FIELD GOAL

- 52 Jaret Holmes vs. Clemson, 1998 Peach
- 52 John Riley vs. Arizona, 1968 Sun
- 51 Daniel Carlson vs. Wisconsin, 2015 Outback

### LONGEST TOUCHDOWN RUNS

- 44 Tom Bryan vs. Ole Miss, 1965 Liberty
- 43 Fob James vs. Baylor, 1954 Gator
- 40 Billy Hitchcock vs. Villanova, 1937 Bicardi
- 39 Bo Jackson vs. Arkansas, 1984 Liberty
- 37 Pat Sullivan vs. Ole Miss, 1971 Gator
- 37 Tre Mason vs. Missouri, 2014 BCS Championship

### LONGEST TOUCHDOWN PASSES

- 74 Jarrett Stidham to Darius Slayton vs. Purdue, 2018 Music City
- 73 Pat Washington to Bo Jackson vs. Texas A&M, 1986 Cotton
- 66 Jarrett Stidham to JaTarvious Whitlow vs. Purdue, 2018 Music City
- 66 Nick Marshall to Ricardo Louis vs. Wisconsin, 2015 Outback
- 65 Loran Carter to Mickey Zofko vs. Arizona, 1968 Sun
- 52 Jarrett Stidham to Darius Slayton vs. Purdue, 2018 Music City
- 50 Nick Marshall to Melvin Ray, 2014 BCS Championship

### LONGEST INTERCEPTION RETURN FOR A TOUCHDOWN

- 100 Walter McFadden vs. Northwestern, 2010 Outback
- 35 Kevin Porter vs. Arkansas, 1984 Liberty
- 32 Buddy McClinton vs. Arizona, 1968 Sun
- 20 Big Kat Bryant vs. Purdue, 2018 Music City

### MOST INTERCEPTIONS

- 3 Buddy McClinton vs. Arizona, 1968 Sun
- 2 Walter McFadden vs. Northwestern, 2010 Outback
- 2 T'Sharvan Bell vs. Northwestern, 2010 Outback
- 2 Jermaine Whitehead vs. Wisconsin, 2015 Outback



# Opponent Individual Bowl Records

## Opponent Individual Records

### RUSHING ATTEMPTS

- 34 Jim Strong, Houston, 1969 Astro-Bluebonnet
- 34 Melvin Gordon, Wisconsin, 2015 Outback
- 32 Anthony Thomas, Michigan, 2001 Capital One
- 30 Brian Calhoun, Wisconsin, 2006 Capital One
- 30 Jack Mildren, Oklahoma, 1972 Sugar
- 27 Ray Bybee, Missouri, 1973 Sun
- 25 Marlon Lucky, Nebraska, 2007 Cotton
- 24 Sammie Smith, Florida State, 1989 Sugar

### RUSHING YARDS

- 251 Melvin Gordon, Wisconsin, 2015 Outback
- 213 Brian Calhoun, Wisconsin, 2006 Capital One
- 184 Jim Strong, Houston, 1969 Astro-Bluebonnet
- 182 Anthony Thomas, Michigan, 2001 Capital One
- 149 Jack Mildren, Oklahoma, 1972 Sugar
- 141 Bobby Cavazos, Texas Tech, 1954 Gator
- 131 Willie Parker, North Carolina, 2001 Chick-fil-A Peach

### MOST RUSHING TOUCHDOWNS

- 3 Trent Green, Indiana, 1990 Peach
- 3 Jack Mildren, Oklahoma, 1972 Sugar
- 3 Melvin Gordon, Wisconsin, 2015 Outback
- 2 Joe Mixon, Oklahoma, 2017 Sugar
- 2 Anthony Thomas, Michigan, 2001 Capital One
- 2 Bobby Williams, Army, 1996 Independence
- 2 Jim Strong, Houston, 1969 Astro-Bluebonnet
- 2 Bobby Cavazos, Texas Tech, 1954 Gator

### PASS ATTEMPTS

- 78 Mike Kafka, Northwestern, 2010 Outback
- 41 Michael Rocco, Virginia, 2011 Chick-fil-A
- 40 Darron Thomas, Oregon, 2011 BCS Championship
- 38 Bryan Randall, Virginia Tech, 2005 Sugar
- 38 Doug Flutie, Boston College, 1982 Tangerine
- 37 David Blough, Purdue, 2018 Music City
- 37 Paxton Lynch, Memphis, 2015 Birmingham
- 35 Jameis Winston, Florida State, 2014 BCS Championship
- 35 McKenzie Milton, UCF, 2018 Chick-fil-A Peach
- 34 Brad Taylor, Arkansas, 1984 Liberty

### PASS COMPLETIONS

- 47 Mike Kafka, Northwestern, 2010 Outback
- 27 Darron Thomas, Oregon, 2011 BCS Championship
- 26 Michael Rocco, Virginia, 2011 Chick-fil-A
- 22 David Blough, Purdue, 2018 Music City
- 22 Doug Flutie, Boston College, 1982 Tangerine
- 21 Bryan Randall, Virginia Tech, 2005 Sugar
- 20 Jameis Winston, Florida State, 2014 BCS Championship
- 19 Baker Mayfield, Oklahoma, 2017 Sugar
- 19 Archie Manning, Ole Miss, 1971 Gator
- 18 Brad Taylor, Arkansas, 1984 Liberty

### PASSING YARDS

- 532 Mike Kafka, Northwestern, 2010 Outback
- 363 Darron Thomas, Oregon, 2011 BCS Championship
- 312 Michael Rocco, Virginia, 2011 Chick-fil-A
- 301 John Stocco, Wisconsin, 2006 Capital One
- 299 Bryan Randall, Virginia Tech, 2005 Sugar
- 299 Doug Flutie, Boston College, 1982 Tangerine
- 296 Baker Mayfield, Oklahoma, 2017 Sugar
- 294 Drew Henson, Michigan, 2001 Capital One Florida Citrus
- 292 Kevin Murray, Texas A&M, 1986 Cotton

### MOST TOUCHDOWN PASSES

- 4 Mike Kafka, Northwestern, 2010 Outback
- 4 Wally Richardson, Penn State, 1996 Outback
- 2 by 11 individuals;  
latest, McKenzie Milton, UCF, 2018 Chick-fil-A Peach

### RECEPTIONS

- 12 Zeke Markshausen, Northwestern, 2010 Outback
- 11 Rondale Moore, Purdue, 2018 Music City
- 10 Sidney Stewart, Northwestern, 2010 Outback
- 10 Bobby Joe Edmonds, Arkansas, 1984 Liberty
- 9 Jeff Maehl, Oregon, 2011 BCS Championship
- 9 Jim Poole, Ole Miss, 1971 Gator
- 9 Rashad Greene, Florida State, 2014 BCS Championship
- 7 by five individuals; latest Perry Jones, Virginia, 2012 Chick-fil-A

### RECEIVING YARDS

- 173 Brandon Williams, Wisconsin, 2006 Capital One
- 149 Brian Brennan, Boston College, 1982 Tangerine
- 147 Rashad Greene, Florida State, 2014 BCS Championship
- 136 David Terrell, Michigan, 2001 Florida Citrus
- 133 Jeff Maehl, Oregon, 2011 BCS Championship
- 133 Andrew Brewer, Northwestern, 2010 Outback
- 126 Josh Morgan, Virginia Tech, 2005 Sugar
- 120 Drake Dunsmore, Northwestern, 2010 Outback
- 113 Bobby Engram, Penn State, 1996 Outback
- 111 Jim Poole, Ole Miss, 1971 Gator
- 108 Rod Bernstine, Texas A&M, 1986 Cotton
- 103 Jeff Graham, Ohio State, 1990 Hall of Fame
- 103 Kris Burd, Virginia, 2011 Chick-fil-A
- 100 Marquise Walker, Michigan, 2001 Florida Citrus

### RECEIVING TOUCHDOWNS

- 2 LaMichael James, Oregon, 2011 BCS Championship
- 2 Andrew Brewer, Northwestern, 2010 Outback
- 2 Josh Morgan, Virginia Tech, 2005 Sugar
- 2 Bobby Engram, Penn State, 1996 Outback
- 2 John Kelsey, Missouri, 1973 Sun
- 2 Kris Burd, Virginia, 2011 Chick-fil-A

### SCORING

- 18 Trent Green, Indiana (3 TD), 1990 Peach
- 18 Jack Mildren, Oklahoma (3 TD), 1972 Sugar
- 18 Bobby Cavazos, Texas Tech (3 TD), 1954 Gator
- 18 Melvin Gordon, Wisconsin (3 TD), 2015 Outback
- 14 Bobby Williams, Army (2 TD, 2-pt conversion), 1996 Independence
- 13 Brett Conway, Penn State (3 FG, 4 PAT), 1996 Outback

### LONGEST FIELD GOAL

- 53 John Carroll, Oklahoma, 1972 Sugar
- 53 Jake Elliott, Memphis, 2015 Birmingham
- 48 David Richardson, Clemson, 1998 Chick-fil-A Peach
- 45 Matthew Wright, UCF, 2018 Chick-fil-A Peach
- 42 Scott Bonnell, Indiana, 1990 Peach
- 42 Johnny Keyes, Ole Miss, 1965 Liberty
- 41 Roberto Aguayo, Florida State, 2014 BCS Championship

### LONGEST TOUCHDOWN RUNS

- 83 C.J. Spiller, Clemson, 2007 Chick-fil-A
- 68 Dennis Claridge, Nebraska, 1964 Orange
- 62 Ronald Curry, North Carolina, 2001 Chick-fil-A Peach
- 59 Bobby Cavazos, Texas Tech, 1954 Gator
- 53 Melvin Gordon, Wisconsin, 2015 Outback
- 38 L.G. Dupre, Baylor, 1954 Gator
- 33 Brian Calhoun, Wisconsin, 2006 Capital One

### LONGEST TOUCHDOWN PASSES

- 80 Bryan Randall to Josh Morgan, Virginia Tech, 2005 Sugar
- 66 Mike Kafka to Drake Dunsmore, Northwestern, 2010 Outback
- 53 Jack Kirkpatrick to Paul Erwin, Texas Tech, 1954 Gator
- 39 Mike Kafka to Andrew Brewer, Northwestern, 2010 Outback
- 35 Chuck Link to John Kelsey, Missouri, 1973 Sun
- 35 Mike Kafka to Andrew Brewer, Northwestern, 2010 Outback
- 34 Archie Manning to Floyd Franks, Ole Miss, 1971 Gator
- 31 Drew Henson to David Terrell, Michigan, 2001 Florida Citrus

### LONGEST INTERCEPTION RETURN FOR A TOUCHDOWN

- 53 Reggis Ball, Memphis, 2015 Birmingham
- 45 Chequan Burkett, UCF, 2018 Chick-fil-A Peach
- 24 Marcus Cotton, Southern California, 1987 Citrus

# Auburn Team Bowl Records

## Auburn Team Records

### SCORING

Most Auburn Points — 63 vs. Purdue, 2018 Music City  
Most Opponent Points — 43 by Penn State, 1996 Outback  
Most Points, Both Teams — 77 (AU 63, Purdue 14), 2018 Music City  
Fewest Points, Both Teams — 6 (AU 6, Mich. State 0), 1938 Orange  
Largest Margin of Victory, Auburn — 49 points (AU 63, Purdue 14), 2018 Music City  
Largest Margin of Defeat, Auburn — 29 points (Houston 36, AU 7), 1969 Astro-Bluebonnet; (Penn State 42, AU 13), 1996 Outback

### FIRST DOWNS

Most by Auburn — 28 vs. Oregon, 2011 BCS Championship  
28 vs. UCF, 2018 Chick-fil-A Peach  
Most by Opponent — 33 by Northwestern, 2010 Outback  
Fewest by Auburn — 9 vs. Villanova, 1937 Bacardi  
Fewest by Opponent — 2 by Michigan State, 1938 Orange

### RUSHING

Most Yards, Auburn — 423 vs. Baylor, 1954 Gator  
Most Yards, Opponents — 439 by Oklahoma, 1972 Sugar  
Fewest Yards, Auburn — 1 vs. Houston, 1969 Astro-Bluebonnet  
Fewest Yards, Opponent — 32 by Michigan State, 1938 Orange

### PASSING

Most Yards, Auburn — 394 vs. Michigan, 2001 Citrus  
Most Yards, Opponent — 532 by Northwestern, 2010 Outback  
Fewest Yards, Auburn — 21 vs. Michigan, 1984 Sugar  
Fewest Yards, Opponent — 11 by Oklahoma, 1972 Sugar  
Most Attempted, Auburn — 48 vs. Indiana, 1990 Peach  
Most Attempted, Opponent — 78 by Northwestern, 2010 Outback  
Fewest Attempted, Auburn — 6 vs. Michigan, 1984 Sugar  
Fewest Attempted, Opponent — 4 by Oklahoma, 1972 Sugar  
Most Completed, Auburn — 31 vs. Indiana, 1990 Peach  
Most Completed, Opponent — 47 by Northwestern, 2010 Outback  
Fewest Completed, Auburn — 2 vs. Villanova, 1937 Bacardi;  
2 vs. Michigan, 1984 Sugar  
Fewest Completed, Opponent — 1 by Oklahoma, 1972 Sugar  
Best Completion Percentage, Auburn (min. 10 att.) — .757 (28-37) vs. Michigan, 2001 Citrus  
Best Completion Percentage, Opponent (min. 10 att.) — .714 (15-21) by Michigan, 2001 Citrus  
Worst Completion Percentage, Auburn — .167 (2-12) vs. Villanova, 1937 Bacardi  
Worst Completion Percentage, Opponent — .222 (2-9) by Michigan State, 1938 Orange

### TOTAL OFFENSE

Most Yards, Auburn — 586 vs. Purdue, 2018 Music City  
Most Yards, Opponent — 625 by Northwestern, 2010 Outback  
Fewest Yards, Auburn — 178 vs. Nebraska, 2007 Cotton  
Fewest Yards, Opponent — 57 by Michigan State, 1938 Orange

### TOTAL OFFENSE, BOTH TEAMS

Most Yards — 1,050 in 2010 Outback (Auburn 425, Northwestern 621)  
Fewest Yards — 334 in 1937 Bacardi (Auburn 181, Villanova 153)

### PUNTING

Best Avg., Auburn — 49.3 (9 punts) vs. North Carolina, 2001 Peach  
Best Avg., Opponent — 47.3 (6 punts) by Ole Miss, 1971 Gator  
Worst Avg., Auburn — 23.0 (3 punts) vs. Indiana, 1990 Peach  
Worst Avg., Opponent — 13.0 (3 punts) by Virginia, 2011 Chick-fil-A  
Most Punts, Auburn — 10 vs. Michigan State, 1938 Orange  
Most Punts, Opponent — 12 by Michigan State, 1938 Orange  
Fewest Punts, Auburn — 1 vs. Purdue, 2018 Music City  
Fewest Punts, Opponent — 2 by Houston, 1969 Astro-Bluebonnet

### FUMBLES

Most, Auburn — 7 vs. Texas 1974 Gator  
Most, Opponent — 5 by Texas, 1974 Gator  
Most Lost, Auburn — 5 vs. Texas, 1974 Gator  
5 vs. Vanderbilt, 1955 Gator  
Most Lost, Opponent — 4 by Texas, 1974 Gator

### PENALTY YARDS

Most, Auburn — 84 vs. Southern Cal, 1987 Citrus; 84 vs. Penn State, 2002 Capital One  
Most, Opponent — 100 by Oklahoma, 2017 Sugar

# All-Time Individual Bowl Statistics

## Rushing

Name	G	ATT	YDS	AVG	TD					
Bo Jackson (1982-83-84-85)	4	85	411	4.84	5					
Ronnie Brown (2001-02-03-04)	4	70	342	4.89	4					
Tre Mason (2011-13)	2	43	259	6.02	2					
Stacy Danley (1987-88-89)	3	52	195	3.75	0					
Joe Childress (1953-54-55)	3	35	192	5.49	2					
Lionel James (1982-83)	2	35	184	5.26	0					
Brent Fullwood (1983-84-85-86)	4	44	181	4.11	1					
Ben Tate (2006-07-09)	3	39	178	4.56	3					
Onterio McCalebb (2009-10-11)	3	22	174	7.91	1					
Tommie Agee (1983-84-85-86)	4	27	165	6.11	0					
Kenny Irons (2005-06)	2	46	160	3.48	0					
Michael Dyer (2010)	1	22	143	6.50	0					
Rusty Williams (1996-97)	2	30	143	4.77	2					
Fob James (1953-54-55)	3	21	142	6.76	1					
Secdrick McIntyre (1973-74)	2	29	135	4.66	0					
Dameyune Craig (1995-96-97)	3	33	134	4.06	2					
Wallace Clark (1968-69-70)	3	25	131	5.24	0					
Carnell Williams (2003-04)	2	37	129	3.49	2					
Kerryon Johnson (2015-16-17)	3	37	128	3.46	2					
Cameron Artis-Payne (2013-14)	2	27	127	4.70	2					
Jovon Robinson (2015)	1	27	126	4.70	1					
Stephen Davis (1995)	1	12	119	9.92	0					
James Joseph (1986-88-89-90)	4	23	116	5.04	0					
Tom Bryan (1965)	1	19	111	5.84	1					
Kamryn Pettway (2016)	1	24	101	4.21	0					
Darrell Williams (1989-90)	2	22	98	4.45	0					
Jimmy Sidle (1963)	1	25	96	3.84	1					
Brad Lester (2005-07)	2	22	94	4.27	1					
Rudi Johnson (2000)	1	25	85	3.40	1					
Kodi Burns (2007-09-10)	3	18	85	4.72	2					
Kam Martin (2017-18)	2	17	83	4.88	0					
Rusty Fuller (1972-73)	2	17	83	4.88	0					
Mickey Zofko (1968-69-70)	3	32	80	2.50	1					
Robert Freeman (1953-54)	2	12	80	6.67	1					
Harry Unger (1970-71)	2	8	72	9.00	2					
Jason Campbell (2001-02-03-04)	4	31	71	2.29	0					
Cam Newton (2010)	1	22	64	2.91	0					
Mitzi Jackson (1974)	1	10	64	6.40	1					
Nick Marshall (2013-14)	2	23	63	2.74	1					
David Middleton (1953-54)	2	12	60	5.00	0					
Greg Pratt (1982)	1	9	59	6.56	1					
Phil Gargis (1973-74)	2	22	57	2.59	0					
Vince Dooley (1953)	1	16	56	3.50	1					
Kiehl Frazier (2011-13)	2	16	55	3.44	2					
Malik Willis (2017-18)	2	3	52	17.3	0					
Reggie Ware (1984-85-86-87)	4	20	51	2.55	0					
Terrell Zachery (2009-10)	2	1	50	50.00	0					
Rick Neel (1973-74)	2	13	50	3.85	0					
Dwight Hurston (1968)	1	14	49	3.50	0					
Chris Linderman (1972-73)	2	18	46	2.56	0					
Peyton Barber (2015)	1	12	41	3.41	0					
Harold Morrow (1995)	1	10	39	3.90	0					
Robert Duke (1953)	1	4	37	9.25	1					
Vincent Harris (1986-87-88)	3	16	37	2.31	0					
Collis Campbell (1982-83-84)	3	13	36	2.77	0					
Jeremy Johnson (2015-16)	2	4	36	9.00	1					
Ricardo Louis (2013-14-15)	3	5	35	7.00	0					
Shaun Shivers (2018)	1	11	33	3.00	0					
Robert Hoppe (1955)	1	6	33	5.50	0					
Ray Minor (1953-54)	2	4	32	8.00	0					
Terry Henley (1971-72)	2	23	32	1.39	0					
Tim Jessie (1982-83-84-86)	4	13	32	2.46	0					
Mario Fannin (2007-09-10)	3	8	32	4.00	0					
Barrett Trotter (2011)	1	5	32	6.40	0					
Eli Stove (2016-17)	2	5	31	6.20	1					
Alan Evans (1982-83)	2	2	30	15.00	0					
Mike Currier (1968)	1	11	29	2.64	0					
Roc Thomas (2015)	1	5	29	5.80	0					
Joey Gatewood (2018)	1	3	28	9.33	0					
Corey Grant (2013-14)	2	6	27	4.50	0					
Howell Tubbs (1955)	1	11	25	2.27	0					
Kevin McLeod (1995-96-97)	3	4	25	6.25	1					
Alex Smith (1989-90)	2	5	24	4.80	0					
Chris Butler (2001)	1	8	22	2.75	0					
Casinious Moore (2001)	1	5	21	4.20	0					
Quan Bray (2011-13-14)	3	2	21	10.50	0					
Wade Whatley (1972-73)	2	18	21	1.17	1					
Carl Hardy (1965)	1	5	18	3.60	0					
Fred Beasley (1995-96-97)	3	15	18	1.20	0					
Randy Campbell (1982-83)	2	9	17	1.89	0					
Ron O'Neal (1981-82)	2	7	17	2.43	0					
Charles Hataway (1953)	1	3	16	5.33	0					
Heath Evans (2000)	1	3	16	5.33	0					
Ken Burks (1974)	1	4	16	4.00	0					
Tommy Lowry (1969-70-71)	3	7	16	2.29	0					
John Franklin III (2016)	1	5	16	3.20	0					
Alex Bowden (1965)	1	16	15	0.94	0					
Sean White (2015-16)	2	4	15	3.75	0					
Larry Rawson (1963)	1	4	14	3.50	0					
Loran Carter (1968)	1	7	14	2.00	0					
Anthony Schwartz (2018)	1	4	12	3.00	1					
Richard Plagge (1965)	1	3	12	4.00	0					
Rick Harbuck (1973-74)	2	3	12	4.00	0					
JaTarvious Whitlow (2018)	1	7	10	1.43	2					
Tre Smith (2002-03-05)	3	5	10	2.00	0					
C.J. Tolbert (2018)	1	6	9	1.50	0					
Scott Bolton (1986-87)	2	1	9	9.00	0					
Tommy Traylor (1968-69)	2	5	9	1.80	1					
Ben Obomanu (2002-03-04-05)	4	1	8	8.00	0					
Larry Ellis (1968)	1	3	8	2.67	0					
Alex Strong (1988-89)	2	2	7	3.50	0					
Demontray Carter (1997)	1	4	7	1.75	0					
Harry Ward (1973-74)	2	2	7	3.50	0					
Jimmy Cook (1955)	1	2	6	3.00	0					
Mickey Sutton (1963)	1	1	6	6.00	0					
Jason Smith (2015-16-17)	3	1	6	6.00	0					
Alton Shell (1954-55)	2	2	5	2.50	0					
Mike Henley (1974)	1	1	5	5.00	0					
Malik Miller (2017-18)	2	2	4	2.00	0					
Alexander Wright (1986-87-88-89)	4	1	4	4.00	0					
Clifton Robinson (2000)	1	1	4	4.00	0					
Markeith Cooper (1996-97)	2	1	4	4.00	0					
Mike Gates (1974)	1	1	4	4.00	0					
Terry Beasley (1969-70-71)	3	1	4	4.00	0					
Tony Richardson (1990)	1	3	4	1.33	0					
Tucker Frederickson (1963)	1	3	4	1.33	0					
Tyrone Goodson (1995-96-97)	3	0	4	0.00	0					
Courtney Taylor (2006)	1	1	3	3.00	0					
Terry Walker (1982)	1	1	3	3.00	0					
Chandler Cox (2016-17-18)	3	1	3	3.00	1					
Willie Howell (1982)	1	1	2	2.00	1					
Carl Stewart (2006-07)	2	1	1	1.00	1					
Kyle Collins (1983-84-85)	3	2	1	0.50	0					
Brandon Johnson (2001-02-03)	3	1	0	0.00	0					
Mac Crawford (1968-69)	2	2	0	0.00	0					
Matthew Hill (2018)	1	1	-1	-1.00	0					
Clint Moseley (2011)	1	1	-1	-1.00	0					
Ryan Davis (2016-17-18)	3	1	-1	-1.00	0					
Chris Vacarella (1974)	1	3	-2	-0.67	0					
Mike Mann (1984)	1	1	-2	-2.00	0					
Stan White (1990)	1	5	-2	-0.40	2					
Doc Griffith (1963)	1	1	-3	-3.00	0					
George Rose (1963)	1	1	-3	-3.00	0					
Devan Barrett (2017)	1	1	-3	-3.00	0					
Patrick Nix (1995)	1	3	-5	-1.67	0					
Freddy Weygand (1984-85-87-88)	4	2	-6	-3.00	0					
Tim Carter (2000-01)	2	3	-9	-3.00	0					
Ben Leard (2000)	1	4	-11	-2.75	0					
Chris Todd (2009)	1	4	-15	-3.75	0					
Pat Washington (1984-85)	2	8	-19	-2.38	0					
Reggie Slack (1988-89)	2	9	-23	-2.56	1					
Pat Sullivan (1969-70-71)	3	18	-24	-1.33	1					
Jarrett Stidham (2017-18)	2	13	-19	-1.46	0					
Jeff Burger (1984-85-86-87)	4	9	-32	-3.56	0					
Brandon Cox (2005-06-07)	3	13	-61	-4.69	0					

\*\*\*Missing 1936 Bacardi and 1937 Orange Bowls

# All-Time Individual Bowl Statistics

## Passing

Name.....	G	C-A-I	PCT	YDS	TD
Pat Sullivan (1969-70-71).....	3	57-117-3	48.7	733	3
Jarrett Stidham (2017-18).....	2	43-64-2	67.2	704	6
Dameyune Craig (1995-96-97).....	3	42-94-1	44.6	675	2
Jason Campbell (2001-02-03-04).....	4	43-73-4	58.9	479	1
Brandon Cox (2005-06-07).....	3	50-93-2	53.7	459	2
Nick Marshall (2013-14).....	2	29-49-1	59.2	434	4
Ben Leard (2000).....	1	28-37-2	75.6	394	3
Stan White (1990).....	1	31-48-0	64.5	351	1
Jeff Burger (1984-85-86-87).....	4	37-63-5	58.7	333	2
Reggie Slack (1988-89).....	2	35-55-5	63.6	303	4
Cam Newton (2010).....	1	30-34-1	58.8	265	2
Chris Todd (2009).....	1	20-31-0	64.5	235	0
Randy Campbell (1982-83).....	2	12-22-2	54.5	198	0
Phil Gargis (1973-74).....	2	13-26-3	50.0	180	4
Barrett Trotter (2011).....	1	11-18-0	61.1	175	1
Pat Washington (1984-85).....	2	7-19-0	36.8	166	1
Loran Carter (1968).....	1	7-28-3	25.0	156	2
Jimmy Sidle (1963).....	1	12-25-1	48.0	141	0
Sean White (2015-16).....	2	12-23-2	52.2	137	0
Alex Bowden (1965).....	1	11-24-1	45.8	112	0
Jeremy Johnson (2015-16).....	2	6-10-1	60.0	104	1
Howell Tubbs (1955).....	1	4-9-0	44.4	101	1
Robert Freeman (1953-54).....	2	5-14-2	35.7	76	1
Daniel Cobb (2001).....	1	6-10-1	60.0	71	1
Duke Donaldson (1985-86-87-88).....	4	1-1-0	100.0	58	0
Vince Dooley (1953).....	1	4-8-1	50.0	49	0
Patrick Nix (1995).....	1	5-25-2	20.0	48	1
Wade Whatley (1972-73).....	2	3-6-0	50.0	42	0
Jimmy Cook (1955).....	1	3-3-0	100.0	41	1
Kevin Phillips (2015-16).....	2	1-1-0	100.0	37	0
Mickey Zofko (1968-69-70).....	3	1-1-0	100.0	36	1
John Franklin III (2016).....	1	3-7-0	42.9	25	0
Mike Fuller (1972-73-74).....	3	1-1-0	100.0	22	1
Kodi Burns (2007-09).....	2	1-6-2	16.7	22	1
Carnell Williams (2003-04).....	2	1-1-0	100.0	19	0
Dave Beck (1970-71-72).....	3	1-1-0	100.0	16	1
George Rose (1963).....	1	2-2-0	100.0	16	0
Chris Vacarella (1974).....	1	1-1-0	100.0	10	0
Clint Moseley (2011).....	1	1-4-0	25.0	6	0
Malik Willis (2017-18).....	2	1-2-0	50.0	5	0
Kerryon Johnson (2015-16-17).....	3	1-1-0	100.0	1	1
Quan Bray (2011-13).....	2	0-1-0	0.0	0	0
Frank McIntosh (1989).....	1	0-1-0	0.0	0	0
Mike Mann (1984).....	1	0-1-0	0.0	0	0
Rick Neel (1973-74).....	2	0-1-0	0.0	0	0
Terry Beasley (1969-70-71).....	3	0-1-0	0.0	0	0
Bill Burbank (1955).....	1	0-0-0	0.0	0	0
Joe Davis (1953).....	1	0-1-0	0.0	0	0
Jason Smith (2015-16).....	2	0-1-0	0.0	0	0
C.J. Uzomah (2011-13-14).....	3	1-1-0	100.0	-1	0

\*\*\*Missing 1936 Bacardi and 1937 Orange Bowls

## Receiving

Name.....	G	NO	YDS	AVG	TD
Terry Beasley (1969-70-71).....	3	20	336	16.80	1
Darius Slayton (2016-17-18).....	3	9	285	31.67	3
Darvin Adams (2009-10).....	2	16	196	12.25	0
Karsten Bailey (1995-96-97).....	3	9	190	21.11	0
Courtney Taylor (2003-04-05-06).....	4	14	184	13.14	1
Lawyer Tillman (1985-86-87-88).....	4	11	182	16.55	1
Herbert Casey (1989-90).....	2	9	174	19.33	1
Emory Blake (2009-10-11).....	3	11	165	15.00	1
Tyrone Goodson (1995-96-97).....	3	7	149	21.29	1
Willie Goshua (1995-96).....	2	11	137	12.45	1
Robert Baker (1995-96).....	2	5	128	25.60	1
Will Hastings (2016-17).....	2	6	117	19.50	1
Bo Jackson (1982-83-84-85).....	4	5	115	23.00	1
Ricardo Louis (2013-14-15).....	3	4	111	27.75	1
Melvin Ray (2013-14-15).....	3	4	105	26.25	1
Alvin Bresler (1969-70).....	2	4	102	25.50	1

Name.....	G	NO	YDS	AVG	TD
Ronney Daniels (2000).....	1	7	98	14.00	1
Freddy Weygand (1984-85-87-88).....	4	7	96	13.71	0
Marcel Willis (2000-01-02).....	3	9	92	10.22	0
Sammie Coates (2013-14).....	2	8	85	10.63	0
Jeris McIntyre (2001-02-03).....	3	4	82	20.50	0
Mickey Zofko (1968-69-70).....	3	3	81	27.00	1
Walter Reeves (1985-86-87-88).....	4	8	80	10.00	2
Quan Bray (2011-13-14).....	3	11	79	7.18	0
Mario Fannin (2007-09-10).....	3	9	79	8.78	1
Anthony Mix (2002-04-05).....	3	4	79	19.75	0
Ben Obomanu (2002-03-04-05).....	4	7	79	11.29	0
Rob Spivey (1972-73).....	2	4	78	19.50	1
Victor Hall (1989-90).....	2	9	74	8.22	0
Ryan Davis (2015-16-17-18).....	4	13	70	5.38	1
Clifton Robinson (2000).....	1	3	70	23.33	1
Silas Daniels (2001-02-03-04).....	4	7	70	10.00	0
Greg Taylor (1988-89-90).....	3	9	68	7.56	2
Chris Woods (1982-83).....	2	3	67	22.33	0
JaTarvious Whitlow (2018).....	1	1	66	66.00	1
Nate Craig-Myers (2016-17).....	2	4	66	16.50	0
Tim Carter (2000-01).....	2	4	63	15.75	0
Onterio McCalebb (2009-10-11).....	3	4	63	15.75	1
Tim Christian (1968).....	1	3	62	20.67	1
Terrell Zachery (2009-10).....	2	7	59	8.43	0
Alexander Wright (1986-87-88-89).....	4	4	59	14.75	0
Connie Frederick (1968-69).....	2	3	59	19.67	1
Kodi Burns (2007-09-10).....	3	2	58	29.00	1
Clayton Beauford (1982-83-84).....	3	2	58	29.00	0
Trey Gainous (1983-84-85-86).....	4	3	57	19.00	0
Seth Williams (2018).....	1	2	55	27.50	0
Mike Edwards (1982).....	1	3	55	18.33	0
Marcus Davis (2013-14-15).....	3	5	54	10.80	0
Fob James (1953-54-55).....	3	2	51	25.50	1
Heath Evans (2000).....	1	4	51	12.75	0
Thomas Gosson (1972-73-74).....	3	3	51	17.00	2
Anthony Schwartz (2018).....	1	3	50	16.7	0
Deandre Green (2000).....	1	4	49	12.25	1
Philip Lutzenkirchen (2009-10).....	2	2	48	24.00	0
Ronnie Ross (1968-69-70).....	3	5	48	9.60	0
Wallace Clark (1968-69-70).....	3	9	48	5.33	0
Kerryon Johnson (2015-16-17).....	3	3	48	16.00	0
Quindarius Carr (2009-10).....	2	1	46	46.00	1
Carl Hardy (1965).....	1	4	46	11.50	0
Tony Stevens (2015-16).....	2	4	46	11.50	0
Rod Smith (2006-07).....	2	4	45	11.25	0
Stacy Danley (1987-88-89).....	3	13	44	3.38	0
Hicks Poor (1995-96-97).....	3	4	43	10.75	0
Tre Mason (2011-13).....	2	1	42	42.00	1
Jerry Elliott (1954-55).....	2	2	41	20.50	0
Eli Stove (2016-17).....	2	5	40	8.00	0
Cooper Wallace (2002-03-04-05).....	4	2	39	19.50	0
Devin Aromashodu (2002-03-04-05).....	4	5	39	7.80	1
Howard Simpson (1963).....	1	4	39	9.75	0
Robert Dunn (2007).....	1	5	39	7.80	0
Dan Nugent (1972-1973-74).....	3	3	38	12.67	1
George Rose (1963).....	1	3	37	12.33	0
Brandon Johnson (2001-02-03).....	3	4	36	9.00	0
James Joseph (1986-88-89-90).....	4	5	36	7.20	0
Bucky Waid (1963).....	1	2	34	17.00	0
Brad Lester (2005-07).....	2	4	33	8.25	0
Jim Hall (1954-55).....	2	1	33	33.00	0
Rusty Williams (1996-97).....	2	1	33	33.00	0
Jeff Parks (1982-83-84-85).....	4	2	32	16.00	0
Terry Henley (1971-72).....	2	4	31	7.75	0
Tommy Lowry (1969-70-71).....	3	2	31	15.50	0
Shayne Wasden (1988-89-90).....	3	4	30	7.50	0
Lorenzo Diamond (2001-02).....	2	3	28	9.33	1
Red Phillips (1955).....	1	2	28	14.00	1
Sandy Cannon (1971-72).....	2	2	28	14.00	1
C.J. Uzomah (2011-13-14).....	3	3	28	9.33	1
Prechae Rodriguez (2006-07).....	2	2	26	13.00	0
Melvin Hines (1990).....	1	2	25	12.50	0



# All-Time Individual Bowl Statistics

Name	G	NO	YDS	AVG	TD
Freddie Hyatt (1965)	1	2	24	12.00	0
Kenny Irons (2005-06)	2	2	23	11.50	0
Tom Bryan (1965)	1	3	23	7.67	0
Chandler Cox (2015-16-17-18)	4	2	23	11.5	0
Dick Schmalz (1969-70-71)	3	2	22	11.00	0
Fred Baxter (1990)	1	4	22	5.50	0
Jim Ingle (1963)	1	2	22	11.00	0
Joe Childress (1953-54-55)	3	1	22	22.00	0
Ed Butler (1972-73-74)	3	2	21	10.50	2
Danny Fulford (1965)	1	2	19	9.50	0
Ben Tate (2006-07-09)	3	3	19	6.33	0
Jay Ratliff (2001-02-03-04)	4	1	18	18.00	0
Cameron Artis-Payne (2013-14)	2	1	18	18.00	0
Mark Currier (1968)	1	1	17	17.00	0
Robert Johnson (2002)	1	2	17	8.50	0
Sal Cannella (2017-18)	2	1	16	16.00	0
Casinious Moore (2001)	1	2	16	8.00	0
Jim Pyburn (1953-54)	2	1	16	16.00	0
Joe Walkins (2001)	1	2	16	8.00	0
Cole Bennett (2007)	1	2	16	8.00	0
Brent Fullwood (1983-84-85-86)	4	2	15	7.50	0
Don Lewis (1963-65)	2	2	15	7.50	0
Lionel James (1982-83)	2	1	15	15.00	0
Markeith Cooper (1996-97)	2	2	15	7.50	0
Rick Neel (1973-74)	2	1	15	15.00	0
Rudi Johnson (2000)	1	2	15	7.50	0
Scott Bolton (1986-87)	2	1	15	15.00	0
Duke Donaldson (1985-86-87-88)	4	4	14	3.50	0
Ed West (1982-83)	2	1	14	14.00	0
Montez Billings (2007)	1	1	13	13.00	0
Kyle Davis (2016)	1	1	13	13.00	0
Darrell Williams (1989-90)	2	2	12	6.00	0
Gabe McKenzie (2006)	1	1	12	12.00	0
Mike Gates (1972-73-74)	3	1	12	12.00	0
Tyronne Dillard (1995-96-97)	3	1	12	12.00	0
Vincent Harris (1986-87-88)	3	1	12	12.00	0
Tim Hawthorne (2007)	1	1	12	12.00	0
Jason Smith (2015-16-17)	3	1	11	11.00	1
Alex Smith (1989-90)	2	1	11	11.00	1
Dale Overton (1988-89-90)	3	1	11	11.00	0
Danny Arnold (1973-74)	2	1	10	10.00	0
Jimmy Sidle (1963)	1	1	10	10.00	0
Mike Henley (1974)	1	1	10	10.00	0
Marquis McClain (2017-18)	2	1	10	10.00	0
Carl Stewart (2006)	1	1	9	9.00	1
Tommie Agee (1983-84-85-86)	4	1	9	9.00	0
Griffin King (2016-17-18)	3	1	8	8.00	0
Errick Lowe (1995-96-97)	3	1	8	8.00	0
Jeremy Hand (1995-97)	2	1	8	8.00	0
Kyle Collins (1983-84-85)	3	1	8	8.00	0
Jay Wisner (2011)	1	1	8	8.00	0
Larry Ellis (1968)	1	1	7	7.00	0
Allen Giffin (1968)	1	1	5	5.00	0
Secdrick McIntyre (1973-74)	2	1	5	5.00	0
Tre Smith (2002-03-05)	3	1	5	5.00	0
Andy Fuller (1995)	1	1	4	4.00	0
James Wallace Long (1953-54)	2	1	4	4.00	1
Tommy Trott (2007)	1	1	4	4.00	0
Stanton Truitt (2015-16)	1	1	4	4.00	0
Devan Barrett (2017)	1	1	4	4.00	0
Jessie McCovery (1995-96)	2	1	3	3.00	0
Peyton Barber (2015)	1	1	3	3.00	0
Will Hastings (2016-17)	2	1	3	3.00	0
Kevin McLeod (1995-96-97)	3	1	2	2.00	0
Jalen Harris (2015-16-17)	3	1	1	1.00	1
Jake Slaughter (2003-04-05)	3	1	0	0.00	0
Reggie Ware (1984-85-86-87)	4	2	0	0.00	0
Robby Robinett (1969-70-71)	3	1	0	0.00	0
Ronnie Brown (2001-02-03-04)	4	3	0	0.00	0
Pedro Cherry (1989-90)	2	1	-3	-3.00	0
Nick Marshall (2013-14)	2	1	-3	-3.00	0
Terry Walker (1982)	1	1	-4	-4.00	0

Carnell Williams (2003-04)	2	2	-6	-3.00	0
Fred Beasley (1995-96-97)	3	1	-9	-9.00	0

\*\*\* Missing 1936 Bacardi, 1937 Orange and 1953 Gator

## Punting

Name	G	NO	YDS	AVG	LNG
Arryn Siposs (2018)	1	1	49	49.0	49
Damon Duval (2000-01-02)	3	16	765	47.8	67
Daniel Carlson (2014)	1	4	183	45.8	55
Roger Pruett (1971-73)	2	6	274	45.7	--
Kevin Phillips (2015-16)	2	8	365	45.6	63
Clyde Baumgartner (1974)	1	2	91	45.5	54
David Beverly (1970-71-72)	3	17	771	45.4	55
Steven Clark (2011-13)	2	9	406	45.1	58
Kody Bliss (2003-04-05-06)	4	21	930	44.3	58
Jaret Holmes (1996-97)	2	5	216	43.2	51
Clint Durst (2009)	1	6	253	42.2	48
Brian Shulman (1986-87-88)	3	17	715	42.1	58
Johnny Adams (1954)	1	1	42	42.0	42
Robert Freeman (1953-54)	2	1	40	40.0	40
Lewis Colbert (1982-83-84-85)	4	20	792	39.6	51
Ryan Shoemaker (2007-10)	2	13	511	39.3	53
Aidan Marshall (2017)	1	5	196	39.2	43
Matt Hawkins (1995)	1	8	313	39.1	55
Richie Nell (1989-90)	2	7	266	38.0	50
Fob James (1953-54-55)	3	1	36	36.0	36
Connie Frederick (1968-69)	2	10	355	35.5	--
Dwight Brisendine (1968)	1	2	62	31.0	--
Bill Burbank (1955)	1	2	51	25.5	--

\*\*\* Missing 1965 Liberty, 1963 Orange, 1953 Gator, 1937 Orange, 1936 Bacardi

## Punt Returns

Name	G	NO	YDS	AVG	TD
Shayne Wasden (1988-89-90)	3	6	105	17.5	0
Garrett Harper (2011)	1	1	16	16.0	0
Marcus Davis (2013-14-15)	3	6	94	15.7	0
Mike Fuller (1972-73-74)	3	5	63	12.6	0
Clifton Robinson (2000)	1	4	48	12.0	0
Chris Davis (2010-11-13)	3	3	36	12.0	0
Markeith Cooper (1996-97)	2	5	59	11.8	0
Robert Dunn (2005-07)	2	4	35	8.8	0
Larry Blakeney (1969)	1	1	7	7.0	0
Karsten Bailey (1995-96-97)	3	1	6	6.0	0
Jim McKinney (1972-73-74)	3	1	6	6.0	0
Robert Baker (1995-96)	2	5	29	5.8	0
Roderick Hood (2000-01-02)	3	12	65	5.4	0
Carnell Williams (2003-04)	2	3	16	5.3	0
Trey Gainous (1983-84-85-86)	4	7	31	4.4	0
Ryan Davis (2015-16-17-18)	4	1	4	4.0	0
Fob James (1953-54-55)	3	1	3	3.0	0
Alton Shell (1954-55)	2	1	3	3.0	0
Tre Smith (2000-03-05-06)	4	4	10	2.5	0
Johnny Simmons (1970-71-72)	3	2	4	2.0	0
Angelo Blackson (2011-13-14)	3	1	1	1.0	0
Jimmie Warren (1983-85)	2	1	0	0.0	0
Lionel James (1982-83)	2	1	0	0.0	0
Benny Sivley (1971-72-73)	3	1	0	0.0	0
Quan Bray (2011-13-14)	3	1	0	0.0	0
Larry Willingham (1968-69-70)	3	--	--	----	1
Stephen Roberts (2015-16-17)	3	2	-8	-4.0	0

\*\*\* Missing: 1970 Gator, 1968 Sun, 1965 Liberty, 1963 Orange, 1954 Gator, 1953 Gator, 1937 Orange, 1936 Bacardi

# All-Time Individual Bowl Statistics

## Kickoff Returns

Name.....	G	NO	YDS	AVG	TD
Roderick Hood (2000-01-02) .....	3	1	41	41.0	0
Patrick Lee (2006-07) .....	2	3	103	34.3	0
Quan Bray (2011-13-14) .....	3	4	124	31.0	0
Clayton Beauford (1982,-83-84) .....	3	1	29	29.0	0
Alexander Wright (1986-87-88-89).....	4	2	57	28.5	0
Terry Henley (1970-71-72).....	3	1	28	28.0	0
Noah Igboghene (2017-18).....	2	7	192	27.4	0
David Middleton (1953-54).....	2	1	27	27.0	0
Johnathan Ford (2013-14-15-16).....	4	1	27	27.0	0
Shayne Wasden (1988-89-90) .....	3	4	103	25.8	0
Wallace Clark (1968-69-70).....	3	3	77	25.7	0
David Langner (1971-72).....	2	1	25	25.0	0
Eric Hines-Tucker (1995-96).....	2	2	49	24.5	0
James Joseph (1986-88-89-90) .....	4	2	48	24.0	0
Shan Morris (1985-88) .....	2	1	24	24.0	0
Markeith Cooper (1996-97).....	2	3	71	23.7	0
Tristan Davis (2006-07).....	2	2	47	23.5	0
Brent Fullwood (1983-84-85-86) .....	4	2	47	23.5	0
Tre Smith (2002-03-05).....	3	1	23	23.0	0
Joe Walkins (2001).....	1	1	23	23.0	0
Demond Washington (2009-10).....	2	9	203	22.6	0
Robert Baker (1995-96).....	2	2	45	22.5	0
Mickey Zofko (1968-69-70).....	3	3	67	22.3	0
Carlos Rogers (2001-02-03-04) .....	4	1	22	22.0	0
Robert Hoppe (1955).....	1	1	22	22.0	0
Joe Childress (1953-54-55) .....	3	3	64	21.3	0
Harry Mose (1987).....	1	3	63	21.0	0
Perry Reed (1987).....	1	2	42	21.0	0
Pedro Cherry (1989-90) .....	2	1	21	21.0	0
Karsten Bailey (1995-96-97).....	3	3	61	20.3	0
Rick Neel (1973-74).....	2	2	40	20.0	0
Carnell Williams (2003-04) .....	2	1	20	20.0	0
Robert Freeman (1953-54).....	2	1	20	20.0	0
Tommy Lowry (1969-70-71).....	3	1	19	19.0	0
Kyle Collins (1983-84-85).....	3	2	37	18.5	0
James Owens (1970-71-72).....	3	2	37	18.5	0
Fob James (1953-54-55).....	3	2	37	18.5	0
Mike Fuller (1972-73-74).....	3	3	54	18.0	0
Onterio McCalebb (2009-10-11) .....	3	1	18	18.0	0
Corey Grant (2013-14) .....	2	3	53	17.7	0
Devin Aromashodu (2002-03-04-05).....	4	5	87	17.4	0
Alex Smith (1989-90).....	2	1	17	17.0	0
Chris Davis (2010-11-13).....	3	1	17	17.0	0
Stanton Truitt (2015-16).....	2	1	17	17.0	0
Tim Carter (2000-01) .....	2	2	32	16.0	0
Kerryon Johnson (2015-16-17).....	3	2	32	16.0	0
Trey Gainous (1983-84-85-86).....	4	1	16	16.0	0
Brad Lester (2005).....	1	1	15	15.0	0
Mario Fannin (2007-09-10).....	3	1	14	14.0	0
Alan Evans (1982-83).....	2	2	28	14.0	0
Kevin McLeod (1995-96-97) .....	3	1	12	12.0	0
Lionel James (1982-83).....	2	2	23	11.5	0
Curtis Stewart (1985-87).....	2	1	10	10.0	0
Terry Page (1971).....	1	1	8	8.0	0
Howell Tubbs (1955).....	1	1	8	8.0	0
Jay Prosch (2013) .....	1	1	3	3.0	0

\*\*\* Missing: 1970 Gator, 1965 Liberty, 1963 Orange, 1953 Gator, 1937 Orange, 1936 Bacardi

## Interceptions

Name.....	G	NO	YDS	AVG	TD
Buddy McClinton (1968-69) .....	2	3	51	17.0	1
Walter McFadden (2007-09).....	2	2	100	50.0	1
Arthur Johnson (1984-85-86) .....	3	2	38	19.0	0
Donald Webb (1968-69) .....	2	2	29	14.5	0
Ron Yarbrough (1968).....	1	2	21	10.5	0
T'Sharven Bell (2009-10).....	2	2	3	1.5	0
Chip Powell (1984-85-86).....	3	2	0	0.0	0
Jermaine Whitehead (2011-13-14).....	3	2	0	0.0	0
Karibi Dede (2006).....	1	1	52	52.0	0
Kevin Porter (1984-85-86-87).....	4	1	35	35.0	1
Junior Rosegreen (2001-02-03-04) .....	4	1	32	32.0	0
Mark Dorminey (1982).....	1	1	29	29.0	0
Mike Fuller (1972-73-74).....	3	1	29	29.0	0
Roderick Hood (2000-01-02) .....	3	1	28	28.0	0
Danny Arnold (1973-74) .....	2	1	21	21.0	0
Big Kat Bryant (2017-18).....	2	1	20	20.0	1
Javaris Davis (2016-17-18).....	3	1	15	15.0	0
Smokey Hodge (1986-87-88).....	3	1	13	13.0	0
Jim McKinney (1972-73-74).....	3	1	12	12.0	0
Victor Beasley (1982-83-84).....	3	1	10	10.0	0
Sonny Ferguson (1968-69).....	2	1	9	9.0	0
Jonathan Robinson (1983-84-85) .....	3	1	8	8.0	0
Tray Matthews (2015-16-17).....	3	1	6	6.0	0
Jake Holland (2010-11).....	2	1	5	5.0	0
Derrick Graves (2002-03-04).....	3	1	4	4.0	0
Mike Kolen (1968-69).....	2	1	3	3.0	0
Gregg Carr (1982-83-84).....	3	1	2	2.0	0
Jimmy Cook (1955).....	1	1	1	1.0	0
Zac Etheridge (2007-10).....	2	1	0	0.0	0
Neiko Thorpe (2009-10).....	1	1	0	0.0	0
Will Herring (2003-04-05).....	3	1	0	0.0	0
Karlos Dansby (2001-02-03).....	3	1	0	0.0	0
Takeo Spikes (1995-96-97).....	3	1	0	0.0	0
Tyrecee Williams (1995-96-97).....	3	1	0	0.0	0
Dell McGee (1995).....	1	1	0	0.0	0
Quentin Riggins (1986-87-88-89).....	4	1	0	0.0	0
Russ Carreker (1985-86) .....	2	1	0	0.0	0
Tim Drinkard (1982).....	1	1	0	0.0	0
Johnny Simmons (1970-71-72).....	3	1	0	0.0	0
Dave Beck (1970-71-72).....	3	1	0	0.0	0
Jimmie Warren (1983-85).....	2	1	0	0.0	0
Bruce Evans (1972-73-74).....	3	1	0	0.0	0
Bobby Strickland (1968-69-70).....	3	1	0	0.0	0
Trovon Reed (2011-13-14) .....	3	1	0	0.0	0

\*\*\* Missing: 1970 Gator, 1953 Gator, 1937 Orange, 1936 Bacardi

# All-Time Individual Bowl Statistics

## Scoring

Name.....	G	TD	2Pt	XP	FG	S	PTS
Bo Jackson (1983-84-85-86).....	4	6	0-0	0-0	0-0	0	36
Daniel Carlson (2014-15-16-17).....	4	0	0-0	12-12	6-9	0	31
Ronnie Brown (2001-02-03-04).....	4	4	0-0	0-0	0-0	0	24
John Vaughn (2004-05-06).....	3	0	0-0	8-8	5-5	0	23
Wes Byrum (2007-09-10).....	3	0	0-0	9-9	4-5	0	21
Darius Slayton (2016-17-18).....	3	3	0-0	0-0	0-0	0	18
JaTarvious Whitlow (2018).....	1	3	0-0	0-0	0-0	0	18
Kodi Burns (2007-09-10).....	3	3	0-0	0-0	0-0	0	18
Al Del Greco (1982-83).....	2	0	0-0	3-3	5-6	0	18
Win Lyle (1987-88-89).....	3	0	0-0	6-6	4-4	0	18
Ben Tate (2006-07-09).....	3	3	0-0	0-0	0-0	0	18
Cody Parkey (2011-13).....	2	0	0-0	9-9	3-5	0	18
Tre Mason (2011-13).....	2	3	0-0	0-0	0-0	0	18
Jaret Holmes (1996-97).....	2	0	0-0	2-2	5-7	0	17
Joe Childress (1953-54-55).....	3	2	0-0	3-5	0-0	0	15
Carl Stewart (2006).....	1	2	0-0	0-0	0-0	0	12
Carnell Williams (2003-04).....	2	2	0-0	0-0	0-0	0	12
Dameyune Craig (1995-96-97).....	3	2	0-4	0-0	0-0	0	12
Ed Butler (1972-73-74).....	3	2	0-0	0-0	0-0	0	12
Fob James (1953-54-55).....	3	2	0-0	0-0	0-0	0	12
Greg Taylor (1988-89-90).....	3	2	0-0	0-0	0-0	0	12
Harry Unger (1970-71).....	2	2	0-0	0-0	0-0	0	12
Mickey Zofko (1968-69-70).....	3	2	0-0	0-0	0-0	0	12
Rusty Williams (1996-97).....	2	2	0-0	0-0	0-0	0	12
Stan White (1990).....	1	2	0-0	0-0	0-0	0	12
Thomas Gosson (1972-73-74).....	3	2	0-0	0-0	0-0	0	12
Walter Reeves (1985-86-87-88).....	4	2	0-0	0-0	0-0	0	12
Kiehl Frazier (2011-13).....	2	2	0-0	0-0	0-0	0	12
Onterio McCalebb (2009-10-11).....	3	2	0-0	0-0	0-0	0	12
Cameron Artis-Payne (2013-14).....	2	2	0-0	0-0	0-0	0	12
Kerryon Johnson (2015-16-17).....	3	2	0-0	0-0	0-0	0	12
John Riley (1968-69).....	2	0	0-0	5-5	2-5	0	11
Anders Carlson (2018).....	1	0	0-0	9-9	0-0	0	9
Damon Duval (2000-01-02).....	3	0	0-0	6-6	1-3	0	9
Jim Von Wyl (1989-90).....	2	0	0-0	3-3	2-2	0	9
Dan Nugent (1972-73-74).....	3	1	1-1	0-0	0-0	0	8
Gardner Jett (1971-72).....	2	0	0-0	5-5	1-2	0	8
Emory Blake (2009-10-11).....	3	1	0-0	0-0	0-0	0	6
Quidarius Carr (2009-10).....	2	1	0-0	0-0	0-0	0	6
Walter McFadden (2009).....	1	1	0-0	0-0	0-0	0	6
Alex Smith (1989-90).....	2	1	0-0	0-0	0-0	0	6
Alvin Bresler (1969-70).....	2	1	0-0	0-0	0-0	0	6
Anthony Schwartz (2018).....	1	1	0-0	0-0	0-0	0	6
Big Kat Bryant (2017-18).....	2	1	0-0	0-0	0-0	0	6
Billy Hitchcock (1936-37).....	2	1	0-0	0-0	0-0	0	6
Brent Fullwood (1983-84-85-86).....	4	1	0-1	0-0	0-0	0	6
Buddy McClinton (1968-69).....	2	1	0-0	0-0	0-0	0	6
Clifton Robinson (2000).....	1	1	0-0	0-0	0-0	0	6
Connie Frederick (1968-69).....	2	1	0-0	0-0	0-0	0	6
Courtney Taylor (2003-04-05).....	3	1	0-0	0-0	0-0	0	6
Deandre Green (2000).....	1	1	0-0	0-0	0-0	0	6
Devin Aromashodu (2002-03-04-05).....	4	1	0-0	0-0	0-0	0	6
Greg Pratt (1982).....	1	1	0-0	0-0	0-0	0	6
Herbert Casey (1989-90).....	2	1	0-0	0-0	0-0	0	6
James Wallace Long (1953-54).....	2	1	0-0	0-0	0-0	0	6
Jimmy Sidle (1963).....	1	1	0-0	0-0	0-0	0	6
Kevin McLeod (1995-96-97).....	3	1	0-0	0-0	0-0	0	6
Kevin Porter (1984-85-86-87).....	4	1	0-0	0-0	0-0	0	6
Larry Willingham (1968-69-70).....	3	1	0-0	0-0	0-0	0	6
Lawyer Tillman (1985-86-87-88).....	4	1	0-0	0-0	0-0	0	6
Lorenzo Diamond (2001-02).....	2	1	0-0	0-0	0-0	0	6
Mitzi Jackson (1974).....	1	1	0-0	0-0	0-0	0	6
Pat Sullivan (1969-70-71).....	3	1	0-0	0-0	0-0	0	6
Ralph O'Gwynne (1936-37).....	2	1	0-0	0-0	0-0	0	6
Red Phillips (1955).....	1	1	0-0	0-0	0-0	0	6
Reggie Slack (1988-89).....	2	1	0-0	0-0	0-0	0	6
Rob Spivey (1972-73).....	2	1	0-0	0-0	0-0	0	6
Robert Baker (1995-96).....	2	1	0-0	0-0	0-0	0	6
Robert Duke (1953).....	1	1	0-0	0-0	0-0	0	6

Name.....	G	TD	2Pt	XP	FG	S	PTS
Robert Freeman (1953-54).....	2	1	0-0	0-0	0-0	0	6
Ronney Daniels (2000).....	1	1	0-0	0-0	0-0	0	6
Rudi Johnson (2000).....	1	1	0-0	0-0	0-0	0	6
Ryan Davis (2015-16-17-18).....	4	1	0-0	0-0	0-0	0	6
Sandy Cannon (1971-72).....	2	1	0-0	0-0	0-0	0	6
Terry Beasley (1969-70-71).....	3	1	0-0	0-0	0-0	0	6
Tim Christian (1968).....	1	1	0-0	0-0	0-0	0	6
Tom Bryan (1965).....	1	1	0-0	0-0	0-0	0	6
Tommy Traylor (1968-69).....	2	1	0-0	0-0	0-0	0	6
Tyrone Goodson (1995-96-97).....	3	1	0-0	0-0	0-0	0	6
Vince Dooley (1953).....	1	1	0-0	0-0	0-0	0	6
Wade Whatley (1972-73).....	2	1	0-0	0-0	0-0	0	6
Willie Gosha (1995-96).....	2	1	0-0	0-0	0-0	0	6
Willie Howell (1982).....	1	1	0-0	0-0	0-0	0	6
Mario Fannin (2007-09-10).....	3	1	0-0	0-0	0-0	0	6
Melvin Ray (2013-14-15).....	3	1	0-0	0-0	0-0	0	6
Nick Marshall (2013-14).....	2	1	0-0	0-0	0-0	0	6
Ricardo Louis (2013-14-15).....	3	1	0-0	0-0	0-0	0	6
C.J.Uzomah (2011-13-14).....	3	1	0-0	0-0	0-0	0	6
Jeremy Johnson (2015-16).....	2	1	0-0	0-0	0-0	0	6
Jason Smith (2015-16).....	2	1	0-0	0-0	0-0	0	6
Jovon Robinson (2015).....	1	1	0-0	0-0	0-0	0	6
Chandler Cox (2015-16-17-18).....	4	1	0-0	0-0	0-0	0	6
Jalen Harris (2015-16-17).....	3	1	0-0	0-0	0-0	0	6
Will Hastings (2016-17).....	2	1	0-0	0-0	0-0	0	6
Eli Stove (2016-17-18).....	3	1	0-0	0-0	0-0	0	6
Chris Wilson (1972-73-74).....	3	0	0-0	2-2	1-1	0	5
Chris Johnson (1985-87-88).....	3	0	0-0	1-1	1-2	0	4
Chris Knapp (1984-86).....	2	0	0-0	3-3	0-0	0	3
Mike Blanc (2007-09-10).....	3	0	0-0	0-0	0-0	1	2
Dave Beck (1970-71-72).....	3	0	1-1	0-0	0-0	0	2
Matt Hawkins (1995).....	1	0	0-0	2-2	0-1	0	2
Pat Washington (1984-85).....	2	0	1-1	0-0	0-0	0	2
Tracy Rucker (1985-86-87-98).....	4	0	0-0	0-0	0-0	1	2
Howell Tubbs (1955).....	1	0	0-0	1-1	0-0	0	1
James Fenton (1936-37).....	2	0	0-0	1-1	0-0	0	1
Don Lewis (1963-65).....	2	0	0-0	0-1	0-1	0	0
Greg Gillis (1974).....	1	0	0-0	0-0	0-1	0	0
Jason Campbell (2001-02-03-04).....	4	0	0-1	0-0	0-0	0	0
Phil Gargis (1973-74).....	2	0	1-1	0-0	0-0	0	0
Randy Campbell (1982-83).....	2	0	0-1	0-0	0-0	0	0
Robert McGinty (1984).....	1	0	0-0	0-1	0-1	0	0
Team (1955-2011).....	2	0	0-0	0-1	0-0	1	2

\*\*\* Missing (kickers): 1973 Sun, 1970 Gator, 1963 Orange, 1953 Gator, 1937 Orange

# Auburn Bowl History

## 1937 Bacardi Bowl

**Auburn** 7  
**Villanova** 7

January 1, 1937  
 Cuban National Sports Festival  
 Havana, Cuba

Auburn's bowl history began in 1937 when the Tigers and Villanova tied 7-7 in the Bacardi Bowl, sometimes referred to as the Rhumba Bowl or the Cigar Bowl, the climaxing event of Cuba's annual National Sports Festival. The game was played in Havana, Cuba, and is the first bowl game to ever be played outside the United States.

An Auburn drive in the first quarter stalled on the 10-yard line where the Wildcats took over on downs. After a Villanova punt, Auburn back Billy Hitchcock broke loose around left end and rambled 40 yards for the Tigers only score. The score at the half was Auburn 7, Villanova 0.

Auburn stopped a Villanova drive on its own 12-yard line during the third quarter but couldn't get field position. Villanova was able to tie the score when they blocked an Auburn quick kick and the ball bounced into the endzone where Wildcat Lineman Matthews Kuber fell on it for the score. The PAT tied up the game.

Auburn's return to the States marked an end to more than 11,000 miles of football travel for the 7-2-2 Tigers that finished the season ranked 13th in the nation under coach Jack Meagher.

The game was played in a revolutionary atmosphere. Fulgencio Batista, the dictator who would be overthrown by Fidel Castro 22 years later, had just assumed power. The game was almost canceled because Batista's picture was not in the game program. A quick trip to the printer saved the Bacardi Bowl and allowed Auburn's bowl history

to get off to a significant and historical beginning.

Auburn	0	7	0	0	—	7
Villanova	0	0	0	7	—	7

AU - Hitchcock 40 run (kick), 2nd  
 VU - Kuber recovered blocked kick in endzone, 4th

	AU	VU
First Downs	9	7
Rushing Yards	152	129
Passing Yards	29	24
Passing (C-A-I)	2-12-1	2-6-2
Total Offense	181	153
Punts-Avg.	44.0	37.0
Fumbles Lost	1	1
Penalty Yards	20	20

Attendance: 12,000

## 1938 Orange Bowl

**Auburn** 6  
**Michigan State** 0

January 1, 1938  
 Orange Bowl  
 Miami, Florida

Southeastern Conference officials lifted a ban which forbade SEC teams to play postseason games in bowls other than the Rose and Sugar Bowls and allowed Auburn to play Michigan State in the Orange Bowl.

A capacity crowd of 19,000 fans watched an aggressive Auburn team defeat the powerful Spartans, 6-0 limiting Michigan State to only two first downs, the first coming late in the third quarter, and 57 total offensive yards, 32 yards rushing and 25 passing. Auburn racked up 233 yards on the ground and 79 through the air for 312 total yards.

Auburn's only score was set up by a George Kenmore 60-yard punt return that put the Tigers on the Spartan 36-yard line. On the first play from scrimmage Kenmore passed to Ralph O'Gwynne at the Spartan two-yard line. On fourth and goal from the one, O'Gwynne circled left end for the only score of the game.

Auburn	0	6	0	0	—	6
Michigan St.	0	0	0	0	—	0

AU - O'Gwynne 2 run (kick failed), 2nd

	AU	MSU
First Downs	12	2
Rushing Yards	197	40
Passing Yards	81	25
Passing (C-A-I)	4-12-3	2-9-2
Total Offense	278	65
Punts-Avg.	10-32.3	12-40.4
Fumbles/Lost	0/0	0/0
Penalty Yards	50	40

Attendance: 18,972

Coach Jack Meagher's Tigers finished the season with a 6-2-3 record.



# Auburn Bowl History

## 1954 Gator Bowl

**Auburn** 13  
**Texas Tech** 35

January 1, 1954  
Gator Bowl  
Jacksonville, Florida

In Auburn's first bowl appearance in 15 years, and first bowl game under Ralph "Shug" Jordan, the Tigers' starting offensive backfield included a future Governor of Alabama (Fob James) and a future coach of the University of Georgia (Vince Dooley), but Texas Tech was not impressed and handed the Tigers a 35-13 defeat.

Dooley guided Auburn to a touchdown the first time they had the ball as the Tigers went 60 yards in 10 plays, with James' 21-yard run being a key play in the drive. Bobby Duke scored from the one. A tough Auburn defense held the Red Raiders, the nation's highest scoring team, to just 11 yards in the first quarter. But it wasn't long before they would get on track.

Texas Tech scored early in the second period on a 30-yard pass from Jack Kirkpatrick to Bobby Cavazos. Auburn came back after an intercepted pass, and Dooley scored on a 10-yard run to end the drive. The

Auburn	7	6	0	0	—	13
Texas Tech	0	7	14	14	—	35

AU - Duke 1 run (kick), 1st  
TT - Cavazos 30 pass from Kirkpatrick (kick), 2nd  
AU - Dooley 10 run (kick failed), 2nd  
TT - Erwin 53 pass from Kirkpatrick (kick), 3rd  
TT - Cavazos 2 run (kick), 3rd  
TT - Fumble recovered in endzone (kick), 4th  
TT - Cavazos 59 run (kick), 4th

	AU	TT
First Downs	12	11
Rushing Yards	195	226
Passing Yards	72	145
Passing (C-A-I)	6-16-2	6-12-1
Total Offense	267	371
Punts-Avg.	6-30.5	6-33.1
Fumbles Lost	2	0
Penalty Yards	.66	83

RUSHING: (AU) Dooley 16-56 (TD), James 6-28, Duke 4-37 (TD), Minor 4-32, Hataway 3-16; (TTU) Cavazos 13-141 (3TD), Jones 2-44, Johnson 7-31, Lewis 5-12, Green 1-11.

PASSING: (AU) Dooley 4-8-1, 49, Freeman 2-7-1, 23, Davis 0-1-0, 0; (TTU) Kirkpatrick 3-4-0, 95, Johnson 1-2-0, 6, Hill 1-1-0, 31, Lewis 1-1-0, 13.

RECEIVING: (AU) N/A.

Attendance: 28,641

Tigers led 13-7 at halftime, but it was all downhill from there.

Texas Tech scored the first two times they had the ball in the second half, once after blocking an Auburn punt, to lead at the end of three quarters, 21-13. Two touchdowns on two possessions in the fourth quarter made the final score read Texas Tech 35, Auburn 13.

## 1954 Gator Bowl

**Auburn** 33  
**Baylor** 13

December 31, 1954  
Gator Bowl  
Jacksonville, Florida

Auburn became the first team to play in the same bowl game twice in the same year when they defeated Baylor 33-13 in the 1954 Gator Bowl. The Tigers had met Texas Tech in the Jan. 1, 1954, Gator Bowl, but then Gator Bowl officials decided to move the game away from New Year's Day.

Baylor fumbled the opening kickoff, Auburn recovered and five plays later "Joltin Joe" Childress scored the first Auburn touchdown.

Baylor came back with a nine-play, 63-yard drive to tie the score at 7-7 at the end of the first quarter.

Auburn's two possessions of the second quarter resulted in a pair of touchdowns, a 43-yard run by Fob James and a four-yard Bobby Freeman to Jimmy Long pass which capped a 92-yard drive. Auburn led at the half, 21-7.

The Tigers scored twice in the second half, sandwiching their scores around a five-play, 66-yard drive by the Bears. Childress capped an

Auburn	7	14	12	0	—	33
Baylor	7	0	6	0	—	13

AU - Childress 7 run (kick), 1st  
BU - Saage 1 run (kick), 1st  
AU - James 43 run (kick), 2nd  
AU - Long 4 pass from Freeman (kick), 2nd  
AU - Childress 3 run (kick failed), 3rd  
BU - Dupre 38 run (kick blocked), 3rd  
AU - Freeman 5 run (kick failed), 3rd

	AU	BU
First Downs	25	16
Rushing Yards	423	105
Passing Yards	53	134
Passing (C-A-I)	3-7-1	10-18-0
Total Offense	476	239
Punts-Avg.	2-41.0	3-42.0
Fumbles Lost	2	4
Penalty Yards	.52	25

RUSHING: (AU) Childress 20-134 (2TD), Freeman 12-80 (TD), Middleton 12-60, James 6-71 (TD); (BU) N/A.

PASSING: (AU) Freeman 3-7-1, 53 (TD); (BU) N/A.

RECEIVING: (AU) Hall 1-33, Pyborn 1-16, Long 1-4 (TD); (BU) N/A.

Attendance: 28,426

87-yard Auburn drive with a three-yard run, and the Tigers ended the scoring with a three-play 67-yard drive to win going away, 33-13.

Childress was the game's MVP with 134 yards on 20 carries.

Auburn finished the season with an 8-3 record under Coach Ralph "Shug" Jordan.

### Did You Know?

Auburn has played two bowl games in one calendar year 10 times:

- 1954: Gator Bowl Jan. 1 vs. Texas Tech and the Gator Bowl Dec. 31 against Baylor
- 1972: Sugar Bowl Jan. 1 vs. Oklahoma and the Gator Bowl Dec. 30 vs. Colorado
- 1984: Sugar Bowl Jan. 2 vs. Michigan and the Liberty Bowl Dec. 27 vs. Arkansas
- 1990: Hall of Fame Bowl Jan. 1 vs. Ohio State and the Peach Bowl Dec. 29 vs. Indiana
- 1996: Outback Bowl Jan. 1 vs. Penn State and the Independence Bowl Dec. 31 vs. Army
- 2001: Citrus Bowl Jan. 1 vs. Michigan and the Peach Bowl Dec. 31 vs. North Carolina
- 2003: Capital One Bowl Jan. 1 vs. Penn State and the Music City Bowl Dec. 31 vs. Wisconsin
- 2007: Cotton Bowl Jan. 1 vs. Nebraska and the Chick-fil-A Bowl Dec. 31 vs. Clemson
- 2011: BCS National Championship Jan. 10 vs. Oregon and the Chick-fil-A Bowl Dec. 31 vs. Virginia
- 2015: Outback Bowl Jan. 1 vs. Wisconsin and the Birmingham Bowl Dec. 30 vs. Memphis
- 2018: Chick-fil-A Peach Bowl Jan. 1 vs. UCF and Music City Bowl Dec. 28 vs. Purdue

# Auburn Bowl History

## 1955 Gator Bowl

<b>Auburn</b>	<b>13</b>
<b>Vanderbilt</b>	<b>25</b>
<b>December 31, 1955</b>	
<b>Gator Bowl</b>	
<b>Jacksonville, Florida</b>	

It was Auburn's third straight trip to the Gator Bowl and Vanderbilt's first bowl game ever, and that might tell the story of Auburn's 25-13 upset loss to the Commodores.

Vanderbilt scored first on a seven-yard Don Orr to Joe Stephenson pass which was set up by a Howell Tubbs fumble, the first of three for him that day, which gave the Commodores the ball on the Tigers' 39-yard line. Auburn scored early in the second quarter, driving 72 yards for the TD. Tubbs passed to Fob James for 38 yards and the touchdown. Vanderbilt scored quickly, going 76 yards in four plays as Orr scored from the three-yard line. The extra point was not good and the Commodores led at the half, 13-7.

Another Tubbs fumble set up Vanderbilt's first scoring drive of the second half. Recovering at the Auburn 45-yard line, Vanderbilt took eight plays to score with Phil King going over from the one, giving Vanderbilt a 19-7 lead. A poor punt and a 15-yard penalty gave the Commodores the ball on the Auburn 26-yard line after the Tigers were unable to move. On the first play of the fourth quarter, Charlie Horton scored from the Auburn one to give Vanderbilt a 25-7 lead. Auburn finished the scoring with a seven-yard Jimmy Cook to Red Phillips pass at the end of a six-play, 66-yard drive to make the final score 25-13.

Auburn fumbled five times with Vanderbilt recovering all five to set up the Tigers most disappointing loss of the 1955 campaign. The Tigers finished with an 8-2-1 record.

Joe Childress was voted Auburn's outstanding player.

Auburn	0	7	0	6	—	13
Vanderbilt	7	6	6	6	—	25

VU - Stephenson 7 pass from Orr (kick), 1st  
 AU - James 38 pass from Tubbs (kick), 2nd  
 VU - Orr 3 run (kick failed), 2nd  
 VU - King 1 run (kick failed), 3rd  
 VU - Horton 1 run (kick blocked), 4th  
 AU - Phillips 4 pass from Cook (kick failed), 4th

	AU	VU
First Downs	15	15
Rushing Yards	159	177
Passing Yards	142	94
Passing (C-A-I)	8-13-1	5-8-0
Total Offense	301	271
Punts-Avg.	3-29.0	4-32.0
Fumbles Lost	.6	1
Penalty Yards	.59	54

RUSHING: (AU) Childress 15-58, Tubbs 11-25, James 9-43 (TD), Hoppe 6-33, Cook 2-6; (VU) Horton 13-57 (TD), Orr 10-43 (TD), Hunt 6-39, King 10-33, Morgan 1-6, Scalen 1-3, Jakaley 1(-1), PePoy 2(-3), .

PASSING: (AU) Tubbs 4-9-0, 101 (TD), Cook 3-3-0, 41 (TD), Burbank 0-1-0, 0; (VU) Orr 4-6-1, 67 (TD), Sturm 1-2-0, 27.

RECEIVING: (AU) James 2-51 (TD), Elliott 2-41, Phillips 2-28 (TD), Childress 1-22; (VU) Scalen 2-44, Stephenson 2-23, Brown 1-27.

Attendance: 32,175

## 1964 Orange Bowl

<b>Auburn</b>	<b>7</b>
<b>Nebraska</b>	<b>13</b>
<b>January 1, 1964</b>	
<b>Orange Bowl</b>	
<b>Miami, Florida</b>	

A trip to the Orange Bowl capped a near perfect season for the Auburn Tigers. Coach "Shug" Jordan led his Tigers to a 9-1 record with a rugged defense and an option offense featuring All-America quarterback Jimmy Sidle and halfback Tucker Frederickson. Auburn had defeated Alabama 10-8 to earn the chance to play the Big Eight powerhouse Nebraska Cornhuskers.

Auburn found itself in the hole on the second play from scrimmage as Nebraska quarterback Dennis Claridge sneaked off right guard for a 68-yard touchdown gallop that left Auburn trailing 7-0 before most of the fans were seated. Two Dave Theissen field goals gave the Cornhuskers a 13-0 lead with over 10 minutes remaining in the first half. That is the lead the Nebraska team took in the locker room.

The "Jekyll and Hyde" Auburn team was as dominating in the second half as they were inept in the first half. Sidle led the resurgence of the Tigers by capping off their only scoring drive with a 13-yard run in the third quarter. With only 1:30 left in the game, the Tigers were on the Nebraska 10-yard line. But a costly motion penalty and an incomplete fourth down desperation pass sealed the Cornhusker victory.

Auburn dominated in the second half, combining for 110 rushing yards and 101 passing yards while limiting Nebraska to 43 yards on the ground and nine in the air.

Sidle finished the day with 96 yards rushing on 21 carries.

Auburn	0	0	7	0	—	7
Nebraska	10	3	0	0	—	13

NU - Claridge 68 run (Theissen kick), 13:47, 1st  
 NU - Theissen 31 FG, 5:26, 1st  
 NU - Theissen 36 FG, 13:05, 2nd  
 AU - Sidle 13 run (Woodall kick), 3:32, 3rd

	AU	NU
First Downs	17	11
Rushing Yards	126	204
Passing Yards	157	30
Passing (C-A-I)	14-27-1	4-9-0
Total Offense	283	234
Punts-Avg.	6-35.2	7-38.3
Fumbles/Lost	3/1	2/1
Penalty Yards	.39	65

RUSHING: (AU) Sidle 25-96 (TD), Rawson 4-14, Frederickson 3-4, Sutton 1-6, Rose 1(-3), Griffith 1(-3); (NU) N/A.

PASSING: (AU) Sidle 12-25, 141, Rose 2-2, 16; (NU) N/A.

RECEIVING: (AU) Simpson 4-39, Rose 3-37, Waid 2-34, Ingle 2-22, Lewis 2-15, Sidle 1-10; (NU) N/A.

Attendance: 72,647

# Auburn Bowl History

## 1965 Liberty Bowl

**Auburn** 7  
**Ole Miss** 13

December 18, 1965  
Liberty Bowl Memorial Stadium  
Memphis, Tennessee

It was the seventh annual Liberty Bowl, but the first to be played in the present site of Memphis, Tenn., that saw the Ole Miss Rebels hold off a gallant Auburn comeback to win 13-7.

Ole Miss got the scoring started when Johnny Keyes connected on a 42-yard field goal in the first period. Auburn marched right back and scored when fullback Tom Bryan broke off left tackle and raced 44 yards for the touchdown. The score at halftime was Auburn 7, Ole Miss 3.

The Rebels took the opening kickoff and ran off nine consecutive rushing plays to march to the Tiger six-yard line. From there reserve quarterback Joe Graves went to the air and found wingback Doug Cunningham for a six-yard touchdown pass. The extra point gave Ole Miss a 10-7 lead. Keyes added another field goal to complete the scoring but not the action. Auburn marched deep into Rebel territory. But, with only seconds remaining, the Tigers' desperation fourth down pass fell incomplete, preserving the win for the Rebels.

Auburn's Bryan was selected as the game's Most Valuable Player and the Outstanding Back. He finished with 111 rushing yards on 19 carries. Tiger back Robert Fulghum was selected as the Outstanding Defensive Back. Coach "Shug" Jordan's team finished with a 5-5-1 record.

Auburn	0	7	0	0	—	7
Ole Miss	0	3	7	3	—	13

OM - Keyes 42 FG, 2nd  
AU - Bryan 44 run (Lewis kick), 6:58, 2nd  
OM - Cunningham 6 pass from Graves (Keyes kick), 3rd  
OM - Keyes 30 FG, 11:55, 4th

Attendance: 38,607

## 1968 Sun Bowl

**Auburn** 34  
**Arizona** 10

December 28, 1968  
Sun Bowl Stadium  
El Paso, Texas

The Tigers broke open a 10-10 halftime deadlock and exploded to a Sun Bowl win in El Paso, Texas.

Auburn jumped to a 10-0 lead early in the game behind a 65-yard scoring pass from quarterback Loran Carter to halfback Mickey Zofko and a 52-yard field goal by John Riley. Arizona came back with a touch-down pass and field goal of its own to tie the score as the players headed for the locker room at the half.

Auburn reserve quarterback, Tommy Traylor, scampered nine yards to open the second half scoring for the Tigers on their first possession of the half. Two plays later, Buddy McClinton picked off an errant Wildcat pass, one of three interceptions for McClinton, and raced 32 yards for another Auburn score. Riley added another field goal and Carter flipped a 43-yard touchdown pass to Tim Christian to complete the Tiger scoring.

Arizona	0	10	0	0	—	10
Auburn	10	0	14	10	—	34

AU - Riley 52 FG, 2:19, 1st  
AU - Zofko 65 pass from Carter (Riley kick), 0:17, 1st  
UA - Hurley 37 FG, 7:51, 2nd  
UA - Aranson 12 pass from Lee (Hurley kick), 0:54, 2nd  
AU - Traylor 9 run (Riley kick), 3:15, 3rd  
AU - McClinton 32 interception return (Riley kick), 2:51, 3rd  
AU - Christian 42 pass from Carter (Riley kick), 14:19, 4th  
AU - Riley 41 FG, 11:14, 4th

	UA	AU
First Downs	16	12
Rushing Yards	70	147
Passing Yards	164	156
Passing (C-A-I)	13-44-8	7-28-3
Total Offense	234	303
Punts-Avg.	11-34.3	7-26.4
Fumbles/Lost	2/1	3/2
Penalty-Yards	4-38	4-36

RUSHING: (UA) Fuimaono 18-48, Husted 16-35, Gardin 1-22, Lee 2-(-15), Driscoll 8-(-20); (AU) Hurston 14-49, Currier 11-29, Zofko 9-26, Traylor 4-20, Carter 7-14, Ellis 3-8, Clark 4-1, Crawford 2-0.

PASSING: (UA) Lee 6-24-6-89 1 TD, Driscoll 7-20-2-75; (AU) Carter 7-28-3-156 2 TD.

RECEIVING: (UA) Gardin 5-74, Sherwood 2-40, Coddington 2-32, Fuimaono 2-4, Aranson 1-12 1 TD, Mitchell 1-2; (AU) Christian 3-62 1 TD, Zofko 1-65 1 TD, Currier 1-17, Ellis 1-7, Giffin 1-5.

Attendance: 32,302

The game's oddest play occurred when Auburn punter Connie Frederick had a punt blocked by Arizona. The Wildcats almost recovered the loose ball for a touchdown but Frederick managed to get to the ball first and was able to punt the ball a second time.

Auburn's defense combined for a Sun Bowl record eight interceptions.

McClinton was named the game's Most Valuable Player while teammate David Campbell was named Most Valuable Lineman from his defensive tackle position.

# Auburn Bowl History

## 1969 Astro-Bluebonnet Bowl

**Auburn** 7  
**Houston** 36

December 31, 1969  
Astrodome  
Houston, Texas

Auburn played its first football game indoors, losing to Houston 36-7 in the Astro-Bluebonnet Bowl.

Houston executed its veer offense to perfection and executed Auburn in the process. Behind the leadership of sophomore quarterback Gary Mullins, the Cougars piled up Astro-Bluebonnet records for rushing yards with 376 and total yards with 516.

Auburn's Terry Beasley, just a sophomore, fumbled the ball away at the Tiger 29-yard line on the opening kickoff. The Cougars covered those 29 yards in seven plays with Mullins sneaking over from the one-yard line.

Later, Houston capped an 80-yard drive with a Carlos Lopez 27-yard field goal to take a 10-0 lead early in the second quarter. A bowl record 57-yard punt by Auburn's Connie Frederick put Houston back at its own 16-yard line, but the Cougars stormed away with an 84-yard, five-play drive. Strong went 74 yards on the first play of the drive and scored the touchdown on fourth and goal from the one.

Auburn mounted its only scoring drive of the game, going 67 yards in five short plays in the second quarter. A 36-yard halfback pass from Mickey Zofko to Frederick finished the drive. The Tigers seemed to take the momentum into the locker room after blocking a Cougar 25-yard field goal attempt, late in the quarter.

But Houston took command early in the second half. After receiving the second half kickoff, the Cougars marched 73 yards in eight rushing plays and scored when Ted Heiskell cracked over from the one yard line. The two-point conversion attempt failed and Houston led 22-7. Auburn drove to the Houston 28-yard line before a Rat Riley 45-yard field goal was blocked. Auburn never recovered.

Auburn	0	7	0	0	—	7
Houston	7	9	6	14	—	36
UH - Mullins 1 run (kick), 1st						
UH - Lopez 27 FG, 2nd						
UH - Strong 1 run (kick failed), 2nd						
AU - Frederick 36 pass from Zofko (kick), 2nd						
UH - Heiskell 16 run (pass failed), 3rd						
UH - Strong 12 run (kick), 4th						
UH - Mazsieck 20 pass from Clark (kick), 4th						
		AU		UH		
First Downs	14			25		
Rushing Yards	1			376		
Passing Yards	188			140		
Passing (C-A-I)	13-37-2			10-19-2		
Total Offense	189			516		
Punts-Avg.	6-36.8			2-42.5		
Penalty Yards	26			63		

RUSHING: (UH) Strong 34-184, Heiskell 10-70; (AU) Zofko 18-31, Clark 7-32, Sullivan 5-(41), Traylor 1-(11).  
PASSING: (UH) Mullins 9-17-2-120 1TD, Clark 1-2-0-20 0 TD; (AU) Sullivan 10-30-1-132 0 TD, Zofko 1-1-0-36 1 TD, Traylor 2-5-0-20, Eisenacker 0-1-1-0.  
RECEIVING: (UH) Wright 4-62, Thomas 2-35, Odoms 2-19, Mozisek 1-20 1 TD, Achey 1-4; (AU) Beasley 6-76, Fredericks 3-59 1 TD, Clark 2-25, Schmalz 1-17, Ross 1-11

Attendance: 55, 203

## 1971 Gator Bowl

**Ole Miss** 28  
**Auburn** 35

January 2, 1971  
Gator Bowl  
Jacksonville, Florida

This game was billed as the "Battle of the Quarterbacks," and it was that and more. Auburn had Pat Sullivan, heir apparent to the Heisman Trophy the next year, and Ole Miss had Archie Manning, one of the top QBs in SEC history.

Auburn started off quickly as it was the familiar combination of Sullivan to Terry Beasley for a 13-yard scoring strike with just over three minutes gone in the game. Auburn scored twice more before Ole Miss could retaliate. Sullivan connected with Alvin Bresler for an eight-yard touchdown pass. On the first play from scrimmage after the kickoff, Auburn recovered a Rebel fumble and went up 21 points as Sullivan executed the quarterback draw for 37 yards and a touchdown.

Manning led a Rebel comeback by directing his team to a 79-yard, 10-play drive capping it off with a one-yard run. Manning later connected with Floyd Franks on a 34-yard touchdown pass to cut Auburn's lead to 21-14 at the half.

A 42-yard, Sullivan-to-Beasley pass set up Auburn's first score in the second half, as Mickey Zofko hit off right tackle for a six yard touchdown run early in the third quarter. Manning led his team back

again with a 42-yard run to put the Rebels at the Auburn 23-yard line.

Auburn's final score came on a Larry Willingham 55-yard punt return with only nine seconds remaining in the third quarter, to take the Tigers to a 35-21 advantage.

Manning was again the key to the Rebels' final score as he scrambled for a 37-yard gain to the Auburn 34. From there Chumbler went over from the one to cut the Tigers' lead to seven.

Manning was again the key to the Rebels' final score as he scrambled for a 37-yard gain to the Auburn 34. From there Chumbler went over from the one to cut the Tigers' lead to seven.

RUSHING: (OM) Manning 11-95 1 TD, Ainsworth 11-68, Porter 6-31, Reed 4-16, Knight 1-5, Havard 1-0, Chumbler 4-(6); (AU) Clark 14-108, Sullivan 10-35, Zofko 11-23, Unger 2-34, Lowry 2-4, Beasley 1-4.  
PASSING: (OM) Manning 19-28-1-180 1 TD, Chumbler 4-11-0-76 1 TD; (AU) Sullivan 27-43-1-351 2 TD, Zofko 0-1-0, 0.  
RECEIVING: (OM) Poole 9-111 1 TD, Franks 7-78 1 TD, Studdard 4-48, Ainsworth 3-19; (AU) Beasley 8-143 1 TD, Clark 7-23, Bresler 4-102 TD, Ross 4-37, Zofko 2-16, Lowry 1-25, Schmalz 1-5.

Attendance: 71,136



# Auburn Bowl History

## 1972 Sugar Bowl

**Auburn** 22  
**Oklahoma** 40

January 1, 1972  
Tulane Stadium  
New Orleans, Louisiana

The game was not as close as the score indicated and the score was bad enough. Auburn's long-dreamed-of, much-hoped-for trip to the Sugar Bowl turned into a nightmare as the Oklahoma Sooners, capitalizing on three first half turnovers, executed their wishbone offense to perfection in building up a 31-0 halftime lead before cruising back to Norman with a 40-22 win.

The Sooners took the opening kickoff 77 yards in 13 plays and ran off over six minutes on the clock as they scored their first touchdown of the day on a Leon Crosswhite four-yard run, giving Oklahoma a quick 6-0 lead. The option was working to perfection five minutes later as quarterback Jack Mildren kept the ball for a five-yard touchdown run. A 71-yard punt return for a touchdown by Joe Wylie following Auburn's next possession opened the flood gates. Mildren scored twice more before the half on runs of four and seven yards to complete the first-half whitewash and head into the locker room with a 31-0 lead.

After a 53-yard field goal by the Sooners, Auburn finally got on the scoreboard when Harry Unger dove over right guard from the one yard line. Oklahoma again scored on the option, this time Greg Pruitt sweeping around the left side from two yards out to make the score 40-7.

Two Oklahoma fumbles set up the Tigers' last two scores as Sullivan connected with Sandy Cannon for an 11 yard touchdown pass and Unger again dove over from the one yard line. Final score, Oklahoma 40 - Auburn 22.

Oklahoma 19 12 3 6 — 40  
Auburn 0 0 7 15 — 22

OU - Crosswhite 4 run (kick failed), 4:01, 1st  
OU - Mildren 5 run (Carroll kick), 3:05, 1st  
OU - Wylie 71 punt return (pass failed), 1:55, 1st  
OU - Mildren 4 run (run failed), 3:28, 2nd  
OU - Mildren 7 run (pass failed), 0:47, 2nd  
OU - Carroll 53 FG, 8:57, 3rd  
AU - Unger 1 run (Jett kick), 7:54, 3rd  
OU - Pruitt 2 run (kick failed), 9:25, 4th  
AU - Cannon 11 pass from Sullivan (Jett kick), 3:44, 4th  
AU - Unger 1 run (Beck run), 2:45, 4th

	OU	AU
First Downs	28	15
Rushing Yards	439	40
Passing Yards	11	250
Passing (C-A-I)	1-4-0	20-45-2
Total Offense	450	290
Punts-Avg.	5-35.4	5-45.2
Fumbles/Lost	5/2	4/1
Penalty-Yards	3-12	0-0

RUSHING: (OU) Mildren 30-149 3 TD, Pruitt 18-95 1 TD, Crosswhite 17-78, 1 TD, Bell 5-37, Welch 6-27, Wylie 5-25, Marshall 2-18, Stokely 2-18, Harrison 2-(-8); (AU) Unger 6-38 2 TD, Lowry 5-12, Henley 5-8, Sullivan 3-(-18).

PASSING: (OU) Mildren 1-4-0-11; (AU) Sullivan 20-44-1-250 1 TD, Beasley 0-1-0-0.

RECEIVING: (OU) Chandler 1-11; (AU) Beasley 6-117, Unger 5-36, Schmalz 3-52, Henley 3-28, Cannon 1-11 1 TD, Lowry 1-6, Robinette 1-0.

Attendance: 84,031

## 1972 Gator Bowl

**Auburn** 24  
**Colorado** 3

December 30, 1972  
Gator Bowl  
Jacksonville, Florida

No one gave Auburn much of a chance in the 28th annual Gator Bowl Classic. The Colorado Buffaloes were bigger, stronger and said to be quicker and meaner. Auburn lost its starting quarterback Randy Walls, to a knee injury at the start of bowl practice and had to bring on virtually unknown and untested Wade Whatley to lead the offense. Those experts who didn't think Auburn had a chance just didn't know these Tigers.

The Tigers were predicted to finish with a 2-9 record against the nation's toughest schedule. Instead they finished with a 10-1 record and earned the nickname "The Amazin's" because they never seemed to know the odds and they never admitted defeat. The Tigers defeated No. 2 ranked and unbeaten Alabama 17-16 after blocking two consecutive punts for touchdowns in the final minutes of the game. Coach "Shug" Jordan called "The Amazin's" his favorite team.

Gardner Jett opened the Tiger scoring in the Gator Bowl with a 27-yard field goal early in the second quarter of action. A Colorado fumble on the ensuing possession gave the ball to the Tigers on the Buffalo 16-yard line. Five plays later, Whatley slid over from the one for Auburn's first touchdown.

Auburn's second touchdown of the game came with just over six minutes to play in third quarter when the Tigers executed the halfback pass to perfection. Mike Fuller received the pitch from Whatley and connected with Rob Spivey for a 22-yard score capping a six-play, 56-yard drive. Colorado scored its only points of the game on a 33-yard

Colorado	0	0	0	3	—	3
Auburn	0	10	7	7	—	24

AU - Jett 52 FG, 14:16, 2nd  
AU - Whatley 1 run (Jett kick), 12:00, 2nd  
AU - Spivey 22 pass from Fuller (Jett kick), 3:32, 3rd  
CU - Lima 33 FG, 7:31, 4th  
AU - Nugent 16 pass from Beck (Jett kick), 1:10, 4th

Fred Lima field goal with 7:30 left to play in the game which ended an 80-yard 14-play drive.

The Tigers retaliated with a fake field goal that resulted in Auburn's final score. Holder Dave Beck took the snap, straightened up and threw to Dan Nugent for a 16-yard touchdown with one minute left to play to make the final score.

	CU	AU
First Downs	14	13
Rushing Yards	63	153
Passing Yards	204	80
Passing (C-A-I)	20-33-2	5-8-0
Total Offense	267	233
Punts-Avg.	5-39.8	7-40.7
Fumbles/Lost	3/2	3/1
Penalty-Yards	5-47	4-30
Time of Possession	25:05	34:55

RUSHING: (CU) Matthews 8-34, Davis 14-12, Johnson 6-10, Campbell 1-7; (AU) R.Fuller 12-72, Linderman 15-37, Henley 18-24, Whatley 13-20 1 TD.

PASSING: (CU) Johnson 17-29-2-169, Duenas 3-4-0-35; (AU) Whatley 3-6-0-42, M.Fuller 1-1-0-22 1 TD, Beck 1-1-0-16 1 TD.

RECEIVING: (CU) Davis 7-10, Cain 4-45, Keyworth 3-55, Elwood 3-49, Collier 2-43, Campbell 1-2; (AU) Spivey 1-22 1 TD, Cannon 1-17, Nugent 1-16 1 TD, Henley 1-13, Gates 1-12.

Attendance: 71,114

# Auburn Bowl History

## 1973 Sun Bowl

**Auburn** 17  
**Missouri** 34

December 29, 1973  
Sun Bowl  
El Paso, Texas

Missouri's defense kept Auburn's offense off balance from the opening kickoff and stormed away with a 34-17 win in the 39th annual Sun Bowl.

Auburn was able to score first following a Missouri fumble which Auburn's Rusty Deen recovered at the Missouri 49. Auburn's seven-play drive could only muster 30 yards and the Tigers settled for a 35-yard Roger Pruett field goal.

After an exchange of punts, Missouri recovered an Auburn fumble at the AU 35-yard line. One play later, Missouri had the lead as quarterback Chuck Link passed to John Kelsey for the TD.

Missouri scored again one minute later following another Auburn fumble. Ray Bybee scored on a two-yard run capping a three-play, 24-yard drive.

Missouri continued to move the ball, scoring on a 10-play, 48-yard drive, with Ray Smith connecting with Kelsey from two yards for his second touchdown, and a 21-3 Missouri lead.

Auburn	0	10	7	0	—	17
Missouri	0	28	6	0	—	34

AU - Pruett 35 FG, 13:39, 2nd  
 MU - Kelsey 35 pass from Link (Hill kick), 10:14, 2nd  
 MU - Bybee 2 run (Hill kick), 9:16, 2nd  
 MU - Kelsey 2 pass from Smith (Hill kick), 3:08, 2nd  
 AU - Gossom 17 pass from Gargis (Pruett kick), 0:08, 2nd  
 MU - Moseley 84 kickoff return (Hill kick), 0:00, 2nd  
 MU - Sharp 15 pass from Smith (kick failed), 4:11, 3rd  
 AU - Gossom 32 pass from Gargis (Pruett kick), 0:34, 3rd

	AU	MU
First Downs	11	20
Rushing Yards	113	295
Passing Yards	120	95
Passing (C-A-I)	7-15-1	7-14-1
Total Offense	233	390
Punts-Avg.	6-45.7	6-37.0
Fumbles/Lost	5/4	4/1
Penalty-Yards	1-5	2-29

RUSHING: (AU) McIntyre 10-46, Neel 7-26, Fuller 5-11, Linderman 3-9, Harbuck 2-9, Gargis 8-6, Ward 1-5, Whatley 5-1; (MU) Bybee 27-127 1 TD, Reamon 23-110, Moss 6-23, Smith 5-18, Muse 1-16, Kelsey 2-14, Mulkey 3-4, Cook 1-2.  
 PASSING: (AU) Gargis 7-15-1-20 2 TD; (MU) Smith 7-12-0-60 2 TD, Link 1-2-1-35 1 TD.  
 RECEIVING: (AU) Spivey 3-56, Gossom 2-39 2 TD, Arnold 1-10, McIntyre 1-5; (MU) Kelsey 2-37 2 TD, Sharp 2-26 1 TD, Reamon 2-22, Bybee 2-11.

Attendance: 30,127

With 3:08 to play in the first half, Auburn started on its only real offensive threat of the game. Quarterback Phil Gargis passed to Thomas Gossom from 17 yards out. Only eight seconds remained in the half and Auburn had cut the lead to 21-10.

On the ensuing kickoff, Missouri's John Moseley took the ball 84 yards for the touchdown. Missouri went to the locker room with a comfortable 28-10.

Missouri opened the second half scoring on a five-play, 33-yard drive that began after recovering an Auburn fumble. Smith found Jim Sharp in the corner of the endzone on a 14-yard scoring strike to make Missouri's lead 34-10.

## 1974 Gator Bowl

**Texas** 3  
**Auburn** 27

December 30, 1974  
Gator Bowl  
Jacksonville, Florida

The Auburn Tigers made their sixth Gator Bowl appearance, and their third in five years, a success when they defeated the Darrell Royal-coached Texas Longhorns 27-3. Had not Auburn fumbled seven times, a bowl record, the score might have been even more embarrassing as the Tigers dominated from the opening kickoff.

The Tigers stopped the Longhorns on the Texas four-yard line following the opening kickoff and Texas never seemed to recover. Auburn got its first chance with the ball at its 40-yard line and promptly drove 60 yards for its first touchdown. The drive was capped when quarterback Phil Gargis connected with Ed Butler for a seven-yard score.

A Longhorn fumble gave the Tigers the ball at the Texas 27. Two Mitzi Jackson runs covered the distance to the endzone as Auburn went up 14-0 with only nine minutes gone in the game.

Texas started a drive on their own 23-yard line. The Longhorns moved the ball to the Auburn 18-yard line, behind the running of freshman running back Earl Campbell before the drive sputtered. The Longhorns settled for a Billy Scott 35-yard field goal with 1:00 left to play in the first quarter and Auburn led 14-3.

When Texas tried to punt the ball away from inside their own 10-yard line, Auburn's Jim McKinney blocked the punt out of the endzone for a safety.

Auburn scored its final points in the fourth quarter. Gargis passed to Butler for 14 yards and a touchdown for one score. The Tiger 29-yard drive was set up by a Mike Fuller interception of a Texas pass. Gargis passed to Dan Nugent for the two-point conversion. Chris Wilson kicked a 28 yard field goal with 0:09 showing on the game clock.

Texas	3	0	0	0	—	3
Auburn	14	2	0	11	—	27

AU - Butler 7 pass from Gargis (Wilson kick), 8:08, 1st  
 AU - Jackson 2 run (Wilson kick), 6:25, 1st  
 UT - Schott 35 FG, 0:59, 1st  
 AU - Safety, punt blocked through endzone, 6:38, 2nd  
 AU - Butler 14 pass from Gargis (Gargis pass to Nugent), 5:34, 4th  
 AU - Wilson 28 FG, 0:09, 4th

	UT	AU
First Downs	14	19
Rushing Yards	203	256
Passing Yards	98	70
Passing (C-A-I)	10-21-3	7-13-2
Total Offense	301	326
Punts-Avg.	4-28.8	2-45.5
Fumbles/Lost	5/4	7/5
Penalty-Yards	5-37	6-70
Time of Possession	28:06	31:54

RUSHING: (UT) Campbell 23-91, Akins 11-40, Wyatt 5-33, Clayburn 5-21, Ingram 1-13, Walker 1-3, Pressley 3-2; (AU) McIntyre 19-89, Jackson 10-64 1 TD, Gargis 14-51, Neel 6-24, Burks 4-16, Henley 1-5, Gates 1-4, Harbuck 1-3, Ward 1-2, Vacarella 3-(-2).  
 PASSING: (UT) Akins 9-16-1-70, Pressley 1-5-2-28; (AU) Gargis 6-11-2-60 2 TD, Vacarella 1-1-0-10, Neel 0-1-0-0.  
 RECEIVING: (UT) Clayburn 3-16, Ingram 2-19, Padgett 2-15, Thompson 1-28, Samford 1-14, Wyatt 1-8; (AU) Nugent 2-22, Butler 2-21 2 TD, Neel 1-15, Henley 1-10, Gossom 1-2.

Attendance: 63,811

# Auburn Bowl History

## 1982 Tangerine Bowl

**Boston College** 26  
**Auburn** 33

December 18, 1982  
 Tangerine Bowl  
 Orlando, Florida

The Auburn Tigers, 8-3 on the year and yearning for national recognition, defeated Boston College 33-26 before a sellout crowd of 51,296 in the Tangerine Bowl. The Tigers faced one of the nation's best passers in BC quarterback Doug Flutie, but in the end it was Auburn, not Boston College, who lived by the pass. Auburn QB Randy Campbell was named the game's Most Valuable Player, narrowly edging teammates Lionel James who gained 101 yards on 18 carries, and Mark Dorminey, who intercepted one of Flutie's passes and was the game's Most Valuable Defensive player. The Tigers traveled by land as well as air. Ten Auburn backs carried the football, with James'

101 yards and Bo Jackson's two touchdowns leading the way.

In all, Auburn gained 490 yards against BC; 313 rushing, 177 passing. Auburn led 23-10 at the half and stretched the lead to 33-10 before Boston College mounted a comeback against Auburn reserves. The Eagles scored on the last play of the game for the 33-26 final.

BC	7	3	0	16	—	26
Auburn	3	20	10	0	—	33

BC - Flutie 5 run (Snow kick), 10:49, 1st  
 AU - Del Greco 19 FG, 5:07, 1st  
 AU - Jackson 1 run (Del Greco kick), 11:34, 2nd  
 AU - Howell 2 run (Del Greco kick), 4:49, 2nd  
 BC - Snow 34 FG, 3:41, 2nd  
 AU - Jackson 6 run (pass failed), 0:46, 2nd  
 AU - Del Greco 23 FG, 8:44, 3rd  
 AU - Pratt 15 run (Del Greco kick), 1:10, 3rd  
 BC - Nizolek 2 pass from Flutie (Flutie pass to Nizolek), 10:55, 4th  
 BC - Brennan 16 pass from Flutie (Flutie run), 0:00, 4th

	BC	AU
First Downs	24	27
Rushing Yards	115	313
Passing Yards	299	177
Passing (C-A-I)	22-38-2	10-16-1
Total Offense	414	490
Punts-Avg	3-34.3	2-32.0
Fumbles/Lost	3/3	4/1
Penalty-Yards	2-38	3-30
Time of Possession	24:47	35:13

RUSHING: (BC) Stradford 15-67, Krystoforski 3-19, Brennan 1-17, Flutie 14-12 1 TD, Bell 1-0; (AU) James 17-101, Jackson 14-64 2 TD, Pratt 9-59, Evans 2-30, C.Campbell 2-21, R.Campbell 9-17, O'Neal 7-17, Walker 1-3, Howell 1-2, Washington 2(-1).

PASSING: (BC) Flutie 22-38-2-299 2 TD; (AU) R.Campbell 10-16-1-177.

RECEIVING: (BC) Brennan 7-149 1 TD, Phelan 4-69, Nizolek 3-12 1 TD, Schoen 2-19, Krystoforski 2-15, Stradford 2-13, Zdanek 1-23, Biestek 1(-1); (AU) Woods 3-67, Edwards 3-55, Beauford 1-34, West 1-14, Jackson 1-11, Walker 1(-4).

Attendance: 51,296

## 1984 Sugar Bowl

**Michigan** 7  
**Auburn** 9

January 2, 1984  
 Louisiana Superdome  
 New Orleans, Louisiana

Al Del Greco's 19-yard field goal with 23 seconds remaining in the game gave Auburn a hard fought 9-7 win over Michigan and its first Sugar Bowl Championship.

It was Del Greco's third field goal of the night as the senior accounted for all of Auburn's scoring. In addition to the game winner, Del Greco had kicks of 31 and 32 yards.

Auburn's Bo Jackson was the game's leading rusher, gaining 130 yards on 22 carries. Jackson, closing out a brilliant sophomore season which saw him become a consensus All-American, was named winner of the Miller-Digby Trophy as the game's outstanding player.

Auburn's winning drive covered 60 yards in 16 plays. The Tigers took possession on their own 39 with 7:44 left in the game. The ball was on the Michigan one when Auburn elected to kick the field goal rather than go for a touchdown on fourth and one.

Coach Pat Dye's Tigers finished with an 11-1 record, the SEC

Michigan	7	0	0	0	—	7
Auburn	0	0	3	6	—	9

UM - S.Smith 4 run (Bergemo kick), 7:30, 1st  
 AU - Del Greco 31 FG, 6:17, 3rd  
 AU - Del Greco 32 FG, 8:51, 4th  
 AU - Del Greco 19 FG, 0:23, 4th

	UM	AU
First Downs	12	21
Rushing Yards	118	301
Passing Yards	125	21
Passing (C-A-I)	9-25-1	2-6-1
Total Offense	243	322
Punts-Avg	8-38.3	4-42.0
Fumbles/Lost	2/1	4/3
Penalty-Yards	6-49	3-15
Time of Possession	22:28	37:32

RUSHING: (UM) Rogers 17-86, S.Smith 9-14 1 TD, Garrett 5-18; (AU) Jackson 22-130, Agee 16-93, James 18-83, Collins 2-1, Campbell 9(-6).

PASSING: (UM) S.Smith 9-25-1-125; (AU) Campbell 2-6-1-21.

RECEIVING: (UM) Markray 3-68, Bean 3-32, Nelson 3-20; (AU) James 1-15, Jackson 1-6.

Attendance: 77,893

Championship, and a third place national ranking in the AP, UPI and USA Today polls. The New York Times computer poll ranked the Tigers No. 1 based on results and schedule difficulty. Auburn's 1984 opponents averaged winning 70 percent of their games, not counting the games with Auburn.

# Auburn Bowl History

## 1984 Liberty Bowl

**Auburn** 21  
**Arkansas** 15

December 27, 1984  
Liberty Bowl Memorial Stadium  
Memphis, Tennessee

Halfback Bo Jackson closed out his injury-shortened junior season with a Liberty Bowl MVP performance against the Razorbacks of Arkansas. Jackson gained 88 yards on 18 carries and scored two touchdowns, with his final score the difference in the game.

Arkansas scored first with 7:27 in the first quarter on a 31-yard field goal by Greg Horne. But with 3:00 left in the first period, Jackson capped off an 80-yard drive as he scored on a 2-yard run. Robert McGinty's PAT attempt was no good.

Auburn scored again before the first quarter was over when freshman cornerback Kevin Porter stepped in front of Arkansas quarterback Brad Taylor's intended receiver and raced 35 yards for a touchdown. Quarterback Pat Washington ran in for the two-point conversion. Porter's interception was the first of four interceptions the Auburn defense recorded in the game.

Arkansas made the score 14-9 with 11:56 remaining in the game when fullback Marshall Foreman scored from two yards out, three plays after Arkansas had recovered an Auburn fumble on the Tiger 6-yard line. The Hogs' two-point attempt failed.

Then, with 5:38 remaining to be played, Jackson took a pitch around left end and took it 39 yards for the touchdown to make the score 21-9.

Arkansas scored with 3:10 remaining in the game on a 25-yard pass from Taylor to receiver James Shibest, but Auburn defensive end Kevin Greene blocked the extra point attempt.

The Auburn defense held strong on the final Razorback offensive series and the Tigers held on to win 21-15. The victory marked the third consecutive bowl victory for the Tigers and gave Auburn the best three-year record in the Southeastern Conference with 29 total victories.

RUSHING: (AU) Jackson 18-88 2 TD, Agee 4-29, Campbell 2-21, Ware 6-14, Jessie 3-9, Fullwood 11-4, Washington 3-4, Burger 1-1, Mann 1(-)-2; (UA) Foreman 15-62 1 TD, Thomas 9-56, Forte 1-11, Edmonds 3-8, Tatum 1-3, Nutt 1-1, Taylor 7(-)-11.

PASSING: (AU) Washington 5-12-0-84, Burger 0-2-0-0, Mann 0-1-0-0; (UA) Taylor 18-34-2-201 1 TD, Nutt 1-6-2-25.

RECEIVING: (AU) Jackson 1-25, Beauford 1-24, Gainous 1-17, Weygand 1-10, Collins 1-8; (UA) Edmonds 10-68, Shibest 5-84 1 TD, Young 1-32, White 1-24, Lueders 1-15, Miller 1-3.

Attendance: 50,180

## 1986 Cotton Bowl

**Auburn** 16  
**Texas A&M** 36

January 1, 1986  
Cotton Bowl  
Dallas, Texas

Auburn took its 8-3 regular season record to Dallas, Texas, to face SWC Champion Texas A&M in the 50th annual Cotton Bowl Classic. The bowl marked the fourth consecutive bowl game for the Tigers and the fulfillment of a commitment by the players to play in a New Year's Day contest.

Heisman Trophy winner Bo Jackson's five-yard touchdown burst early in the first quarter gave the Tigers an early 7-0 lead, but two scores by the Aggies gave A&M the lead, 12-7, at the end of the first period.

With 8:28 remaining in the first half, Jackson took a pass from QB Pat Washington and raced 73 yards for a touchdown to again give Auburn the lead 13-12. But a 26-yard field goal by Aggie PK Scott Slater with 50 seconds remaining in the half would give Texas A&M the lead for good.

Auburn managed only a field goal in the second half, a 26-yarder by freshman Chris Johnson, while Texas A&M romped to a 36-16 victory.

Twice in the fourth quarter, Auburn failed to convert fourth down situations, one halting a drive at the Aggie two-yard line.

QB Pat Washington was two of seven for 82 yards and was replaced due to injury in the second quarter by Jeff Burger, who was five for 10 for 72 yards. Bo Jackson capped off his Heisman season by rushing for 129 yards on 31 carries and one touchdown and catching two passes for 73 yards and a touchdown. He was named the offensive Player of the Game.

RUSHING: (AU) Jackson 31-129 1 TD, Agee 5-36, Ware 8-31, Fullwood 5-25, Washington 5(-)-23; (A&M) Toney 17-72 1 TD, Vick 15-67, Woodside 3-32, 1 TD, H.Johnson 5-22 1 TD, Nelson 1-2, Murray 4(-)-9.

PASSING: (AU) Washington 2-7-0-82 1 TD, Burger 5-10-2-72; (A&M) Murray 16-26-1-292 1 TD.

RECEIVING: (AU) Jackson 2-73 1 TD, Parks 2-32, Weygand 1-31, Agee 1-9, Tillman 1-9; (A&M) Bernstine 6-108, Woodside 3-88 1 TD, Walker 3-40, Thompson 1-19, Nelson 1-14, Harris 1-13, Webb 1-10.

Attendance: 73,137



# Auburn Bowl History

## 1987 Citrus Bowl

**Auburn** 16  
**Southern Cal** 7

January 1, 1987  
Florida Citrus Bowl  
Orlando, Florida

Auburn's January 1 date with Southern California in Orlando's Citrus Bowl marked the fifth consecutive bowl game for the Tigers, the third New Year's Day bowl.

The Tigers' 9-2 regular season had left them one victory shy of becoming only the fifth team in Auburn history to win 10 games in a single season. Auburn's all-time football record stood at 499 victories. A 16-7 triumph over USC, the nation's winningest bowl team, gave the Tigers their 10-2 record and the 500th all-time Auburn win.

USC was the first on the scoreboard when linebacker Marcus Cotton intercepted a Jeff Burger pass and returned it 24 yards for a Trojan touchdown. But that would be the only points USC would score the rest of the day.

In the second period, the Tigers culminated an 80-yard drive with Burger hitting tight end Walter Reeves with a three-yard touchdown pass. With 1:30 remaining in the first half, All-America tailback Brent Fullwood ran in from four yards out for a score. PK Chris Knapp kicked his second PAT of the quarter to give Auburn a 14-7 lead.

With 4:48 left, OLB Aundray Bruce hit USC QB Rodney Peete in the backfield, causing a fumble which was recovered by a teammate, Nate Hill on the Auburn 48-yard line.

The Auburn defense held strong throughout the second half. In the fourth quarter, Auburn DT Tracy Rocker dropped Peete for a 13-yard sack and a safety, making the score 16-7.

Bruce, who recorded three QB sacks and caused a fumble which set up an Auburn scoring drive, was voted the overall Citrus Bowl MVP.

Auburn finished the season ranked sixth in the nation in the final AP poll and eighth in the UPI rankings.

Southern Cal	7	0	0	0	—	7
Auburn	0	14	0	2	—	16

USC - Cotton 24 pass interception (Shafer kick), 10:17, 1st	
AU - Reeves 3 pass from Burger (Knapp kick), 8:04, 2nd	
AU - Fullwood 4 run (Knapp kick), 1:30, 2nd	
AU - Safety, Peete tackled by Rocker in endzone, 8:35, 4th	

	USC	AU
First Downs	10	19
Rushing Yards	44	200
Passing Yards	113	90
Passing (C-A-I)	12-31-4	8-18-2
Total Offense	157	290
Punts-Avg.	4-41.5	8-37.9
Fumbles/Lost	1/1	2/2
Penalty-Yards	6-40	9-84
Time of Possession	23:00	37:00

RUSHING: (USC) Holt 9-34, Knight 8-9, Emanuel 3-4, Peete 10(-3); (AU) Fullwood 28-152 1 TD, Harris 12-31, Jessie 10-23, Bolton 1-9, Agee 2-7, Joseph 3-6, Ware 2-3, Burger 4(-31).

PASSING: (USC) Peete 12-30-4-113, Tanner 0-1-0-0; (AU) Burger 8-18-2-90 1 TD.

RECEIVING: (USC) Affholter 6-66, White 1-17, Green 1-8, Jackson 1-8, McKee 1-8, Tanner 1-4, Knight 1-2; (AU) Reeves 3-23 1 TD, Gainous 2-40, Fullwood 2-15, Harris 1-12.

Attendance: 51,113

## 1988 Sugar Bowl

**Syracuse** 16  
**Auburn** 16

January 1, 1988  
Louisiana Superdome  
New Orleans, Louisiana

A 9-1-1 regular-season record and the 1987 Southeastern Conference championship earned the Tigers a trip to New Orleans and a January 1 date with unbeaten Syracuse in the USF&G Sugar Bowl.

Sophomore place-kicker Win Lyle's 30-yard field goal with one second remaining in the game gave the Sugar Bowl the first tie in its 54-year history, a 16-16 deadlock.

The game that matched the best of the South against the best of the East — the sixth-ranked Tigers and the fourth-ranked Orangemen. Auburn's first touchdown was set up on a 58-yard flanker reverse pass from wide receiver Duke Donaldson to wide receiver Lawyer Tillman. With 5:45 remaining in the first quarter, quarterback Jeff Burger hit Tillman for a 17-yard score.

The Tigers held a 10-7 lead at halftime, but the Orangemen tied it at 10-10 by the end of the third quarter. Syracuse place-kicker Tim Vesling booted field goals of 32 and 38 yards in the fourth quarter while Auburn's Lyle was good on tries of 41 and 30 yards, the final kick tying the game for good.

Syracuse	0	7	3	6	—	16
Auburn	7	3	0	6	—	16

AU - Tillman 17 pass from Burger (Lyle kick), 5:47, 1st  
 SU - Glover 12 pass from McPherson (Vesling kick), 14:54, 2nd  
 AU - Lyle 40 FG, 0:47, 2nd  
 SU - Vesling 27 FG, 5:34, 3rd  
 AU - Lyle 41 FG, 13:27, 4th  
 SU - Vesling 32 FG, 8:53, 4th  
 SU - Vesling 38 FG, 2:04, 4th  
 AU - Lyle 30 FG, 0:01, 4th

Tillman, the game's leading receiver with six catches for 125 yards, was named the game's offensive MVP by ABC-TV.

The trip to New Orleans was Auburn's fourth New Year's Day bowl game in five years.

	SU	AU
First Downs	23	14
Rushing Yards	174	41
Passing Yards	140	229
Passing (C-A-I)	11-21-0	25-34-1
Total Offense	314	270
Punts-Avg.	5-35.6	6-44.8
Fumbles/Lost	2/0	1/0
Penalty-Yards	2-20	5-43
Time of Possession	37:35	22:25

RUSHING: (SU) Orummon 17-82, Johnston 14-50, McPherson 20-31, Owens 4-11; (AU) Danley 13-42, Ware 4-3, Weygand 1(-2), Burger 4(-2).

PASSING: (SU) McPherson 11-21-0-140 1 TD; (AU) Burger 24-33-1-171 1 TD, Donaldson 1-1-0-58.

RECEIVING: (SU) Glover 6-91 1 TD, Kane 2-30, Kelly 1-8, Johnston 1-6, Drummond 1-5; (AU) Danley 7-34, Tillman 6-125 1 TD, Donaldson 4-14, Reeves 3-20, Weygand 2-15, Ware 2-0, Bolton 1-15.

Attendance: 75,495

# Auburn Bowl History

## 1989 Sugar Bowl

**Florida State** 13  
**Auburn** 7

January 2, 1989  
Louisiana Superdome  
New Orleans, Louisiana

Auburn lost to Florida State 13-7 in one of the most exciting Sugar Bowls ever played. The Tigers spotted FSU a 13-0 lead early in the second quarter, then came roaring back and almost overtook the Seminoles in the final seconds of the game.

Seminole tailback Sammie Smith became the first back in more than two years to gain 100 yards rushing against Auburn. Then the Tigers began their run. Auburn scored on a 20-yard pass from Reggie Slack to All-America tight end Walter Reeves to cut the FSU lead to six points. The Tigers had another first half threat when linebacker Smokey Hodge intercepted an FSU pass and returned it to the FSU 25, but a fumble at the 12 cost Auburn a scoring opportunity. Time and time again

Florida St.	10	3	0	0	—	13
Auburn	0	7	0	0	—	7

FSU - D. Williams 2 run (Andrews kick), 9:48, 1st  
FSU - Mason 35 FG, 5:57, 1st  
FSU - Mason 31 FG, 11:00, 2nd  
AU - Reeves 20 pass from Slack (Lyle kick), 4:09, 2nd

	FSU	AU
First Downs	21	18
Rushing Yards	148	108
Passing Yards	157	162
Passing (C-A-I)	14-27-1	19-33-3
Total Offense	305	270
Punts-Avg.	4-35.0	4-35.8
Fumbles/Lost	2/1	3/2
Penalty-Yards	6-45	5-65
Time of Possession	33:35	26:25

RUSHING: (FSU) Smith 24-115, Carter 7-25, Williams 7-16 1 TD, Butts 1-6, Floyd 1-5, Dawsey 1-0, S. Ferguson 6(-19); (AU) Danley 19-68, Joseph 8-47, Harris 4-6, Weygand 1(-4), Slack 4(-9).

PASSING: (FSU) S. Ferguson 14-26-1-157, Johnson 0-1-0-0; (AU) Slack 19-33-3-162 1 TD.

RECEIVING: (FSU) Anthony 3-47, Carter 3-25, O'Malley 2-31, Williams 2-20, Dawsey 2-10, Johnson 1-16, Butts 1-8; (AU) Taylor 5-35, Danley 5-2, Tillman 4-48, Weygand 3-40, Reeves 2-37 1TD.

Attendance: 61,934

in the second half, the Auburn defense stopped Florida State scoring threats, and with three minutes left, the Tigers began their move to glory from their own four-yard line. Auburn converted three fourth down plays as it moved down field, but with five seconds left, an intercepted pass ended Auburn's hopes of victory and gave Auburn a 1-1-1 record in three Sugar Bowl appearances under Coach Pat Dye.

## 1990 Hall of Fame Bowl

**Ohio State** 14  
**Auburn** 31

January 1, 1990  
Tampa Stadium  
Tampa, Florida

Reggie Slack led the No. 9-ranked Tigers to victory on New Year's Day as they defeated the Ohio State Buckeyes. Auburn started off slow with Slack throwing two interceptions in the first minutes of play. But when Stacy Danley got the wind knocked out of him, the Tigers began playing a different game.

With the Buckeyes leading 14-3 in the second quarter, Shane Wasden returned a punt 34 yards to Ohio State's 33. As the clock was ticking down, Slack threw 11 yards to Greg Taylor for a touchdown.

In their first three possessions in the second half, the Tigers scored three times and led OSU 31-14. The big drive came in the second possession of third quarter with Auburn winning 17-14. The Tigers went 80 yards in 16 plays. On third and 11 at the OSU 41, Slack threw to Wasden for nine yards. He then threw to Alexander Wright on fourth and 2. Finally, three plays later, Slack raced up the middle seven yards

Ohio State	7	7	0	0	—	14
Auburn	3	7	7	14	—	31

OSU - Snow 1 run (O'Morrow kick), 6:50, 1st  
AU - Lyle 19 FG, 2:14, 1st  
OSU - B. Stableim 9 pass from Frey (O'Morrow kick), 13:36, 2nd  
AU - Taylor 11 pass from Slack (Lyle kick), 0:11, 2nd  
AU - Taylor 4 pass from Slack (Lyle kick), 9:50, 3rd  
AU - Slack 5 run (Lyle kick), 9:22, 4th  
AU - Casey 2 pass from Slack (Lyle kick), 7:20, 4th

	OSU	AU
First Downs	18	21
Rushing Yards	66	171
Passing Yards	232	141
Passing (C-A-I)	16-31-1	16-23-2
Total Offense	298	312
Punts-Avg.	7-41.1	5-40.8
Fumbles/Lost	1/0	1/0
Penalty-Yards	5-33	2-15
Time of Possession	28:13	31:47

RUSHING: (OSU) S. Graham 12-53, Snow 13-42 1 TD, Lee 2-0, Dumas 1(-1), Frey 8(-28); (AU) Danley 20-85, Williams 10-46, Joseph 7-43, Strong 2-7, A. Wright 1-4, Slack 5(-14) 1 TD.

PASSING: (OSU) Frey 16-31-1-232 1 TD; (AU) Slack 16-22-2-141 3 TD, McIntosh 0-1-0-0.

RECEIVING: (OSU) J. Graham 5-103, Olive 4-55, Snow 3-30, Palmer 1-25, B. Stableim 1-9 1 TD, Lee 1-5, S. Graham 1-5; (AU) A. Wright 4-59, Taylor 4-33, 2 TD, Joseph 3-20, Casey 2-15, 1 TD, Wasden 1-9, Danley 1-8, Cherry 1(-3).

Attendance: 61,934

for a touchdown with 8:33 to go in the game.

Auburn clinched the win with a 32-yard drive at the end of the game. When Ohio State failed at a fake punt attempt, Auburn used it to its advantage. Slack threw to Casey for a two-yard touchdown, putting the Tigers out of reach.

Reggie Slack was MVP of the game. He completed 16 of 22 passes for 141 yards, three touchdowns and rushed for a touchdown. Auburn ended the season with a 10-2 record.

# Auburn Bowl History

## 1990 Peach Bowl

**Indiana** 23  
**Auburn** 27

December 29, 1990  
Atlanta-Fulton County Stadium  
Atlanta, Georgia

Quarterback Stan White put the lid on a late Auburn come-from-behind win when he scampered one yard on a fourth-down bootleg to lift Auburn to a 27-23 win over Indiana in the 1990 Peach Bowl.

White's game-winning touchdown was his second of the day as the Tigers finished the 1990 season 8-3-1. For his efforts the freshman was named the Offensive MVP of the game. Auburn linebacker Darrel Crawford was named the Defensive MVP as the Tigers limited Indiana to just 220 yards total offense.

Auburn opened the scoring with White's first touchdown of the day, a six-yard run with 3:37 to play in the first quarter. Indiana tied the game at 7-7 on the final play of the first period when Trent Green scored from three yards out.

Auburn scored on an 11-yard White to Alex Smith pass and tacked

Indiana	7	3	0	13	—	23
Auburn	7	10	0	10	—	27

AU - White 5 run (Von Wyl kick), 11:23, 1st  
IU - Green 3 run (Bonnell kick), 0:00, 1st  
AU - Smith 11 pass from White (Von Wyl kick), 12:09, 2nd  
IU - Bonnell 42 FG, 5:57, 2nd  
AU - Von Wyl 26 FG, 1:23, 2nd  
AU - Von Wyl 43 FG, 11:34, 4th  
IU - Green 2 run (run failed), 6:32, 4th  
IU - Green 6 run (Bonnell kick), 2:27, 4th  
AU - White 1 run (Von Wyl kick), 0:39, 4th

	IU	AU
First Downs	15	24
Rushing Yards	121	89
Passing Yards	99	351
Passing (C-A-I)	10-19-0	31-48-0
Total Offense	220	440
Punts-Avg.	5-41.4	3-23.0
Fumbles/Lost	1/1	2/2
Penalty-Yards	6-55	12-75
Time of Possession	31:51	28:09

RUSHING: (IU) Dunbar 21-81, Thompson 5-17, Miller 3-16, Green 14-7 3 TD; (AU) Williams 12-52, Smith 5-24, Joseph 5-20, Richardson 3-4, White 5(-2) 2 TD.

PASSING: (IU) Green 10-19-0-99; (AU) White 31-48-0-351 1 TD.

RECEIVING: (IU) Thomas 3-43, Turner 3-26, Coleman 2-26, Dunbar 2-4; (AU) Hall 9-74, Casey 7-159, Baxter 4-22, Wasden 3-21, Hines 2-25, Joseph 2-16, Williams 2-12, Smith 1-11 1 TD, Overton 1-11.

Attendance: 38,912

on a 26-yard Jim Von Wyl field goal to take a 17-10 lead into the half.

Following a scoreless third period, the Hoosiers took a 23-17 lead into the game's final minutes on the strength of two more touchdown runs by Green. Green's third touchdown of the day came with just 2:27 to play.

White and receiver Herbert Casey converted on a pair of critical third down situations on Auburn's final drive of the game to set up White's game winner in the last bowl game Auburn would play with Pat Dye as head coach.

## 1996 Outback Bowl

**Penn State** 43  
**Auburn** 14

January 1, 1996  
Tampa Stadium  
Tampa, Florida

Under dark skies and incessant rain, Auburn's first bowl appearance in five years was anything but pleasant. Penn State routed the Tigers, 43-14.

Penn State opened the game with a 64-yard drive, but was stopped at the Auburn one after three downs inside the Tiger five. Brett Conway converted a 19-yard field goal for a 3-0 lead.

Richardson was intercepted by Dell McGee at the Penn State 36. Five downs later, Nix connected with freshman receiver Robert Baker for a 25-yard touchdown and a 7-3 lead.

Conway field goals of 22- and 38-yards put Penn State on top to stay at 9-7.

Auburn took possession deep in its own territory with 1:43 remaining in the half. On third down with 19 seconds left, Nix, on the run,

Penn State	3	13	27	0	—	43
Auburn	0	7	0	7	—	14

PSU - Conway 19 FG, 8:18, 1st  
AU - Baker 25 pass fro Nix (Hawkins kick), 12:39, 2nd  
PSU - Conway 22 FG, 9:14, 2nd  
PSU - Conway 38 FG, 1:43, 2nd  
PSU - Archie 8 pass from Richardson (Conway kick), 0:05, 2nd  
PSU - Engram 9 pass from Richardson (Conway kick), 9:51, 3rd  
PSU - Pitts 4 pass from Richardson (pass failed), 7:27, 3rd  
PSU - Enis 1 run (Conway kick), 4:20, 3rd  
PSU - Engram 20 pass from Richardson (Conway kick), 3:21, 3rd  
AU - McLeod 12 run (Hawkins kick), 5:49, 4th

	PSU	AU
First Downs	22	19
Rushing Yards	266	220
Passing Yards	221	94
Passing (C-A-I)	14-29-1	8-33-2
Total Offense	487	314
Punts-Avg.	4-35.7	8-39.1
Fumbles/Lost	1/0	5/2
Penalty-Yards	6-35	5-39
Time of Possession	32:11	27:49

RUSHING: (PSU) Pitts 15-118, Milne 12-82, Archie 5-41, Enis 12-24, 1 TD, Sload 2-4, Eberly 1(-1), McQueary 1(-1), D. Ostrosky 1(-1); (AU) Davis 12-119, Morrow 10-39, Craig 11-34, McLeod 2-20 1 TD, Beasley 2-9, Goodson 0-4, Nix 3(-5).

PASSING: (PSU) Richardson 13-24-1-217 4 TD, McQueary 1-4-0-4, Archie 0-1-0-0; (AU) Nix 5-25-2-48 1 TD, Craig 3-8-0-46.

RECEIVING: (PSU) Engram 4-113 2 TD, Olsommer 2-21, Scott 2-17, Archie 2-14 1 TD, Jurevicius 1-43, Milne 1-5, Pitts 1-4 1 TD, Stephenson 1-4; (AU) Bailey 1-32, Baker 1-25 1 TD, Dillard 1-12, Hand 1-8, Goodson 1-8, Gosha 1-5, Fuller 1-4, McLeod 1-2.

Attendance: 65,313

threw an ill-advised pass down the sideline that fell into the hands of free safety Kim Herring.

Penn State quickly went to work. Richardson completed a 43-yard pass down the left sideline to Joe Jurevicius at the Auburn eight. With five seconds left, Richardson found running back Mike Archie over the middle for a score.

The Nittany Lions scored on all four possessions in the third quarter. In the first drive, Richardson capped an eighty-yard effort with a nine-yard strike to Engram.

Midway through the fourth, following a Penn State fumble, Auburn mounted a 43-yard scoring drive. Fullback Kevin McLeod raced up the middle for a touchdown and a final margin of 43-14.

# Auburn Bowl History

## 1996 Independence Bowl

**Army** 29  
**Auburn** 32

December 31, 1996  
Independence Stadium  
Shreveport, Louisiana

Army's Joseph Parker's 27-yard field goal attempt with 29 seconds remaining sailed wide right as Auburn held off a late Cadet charge to win the 1996 Independence Bowl, 32-29.

In winning its first bowl game in six years, Auburn utilized the talents of quarterback Dameyune Craig. Craig threw for an Independence and Auburn bowl record 370 yards while rushing for 75 more in earning Offensive MVP honors.

Craig led Auburn to the game's first 20 points, throwing touchdown strikes to Tyrone Goodson (30 yards) and Willie Gosha (seven yards) and setting up a pair of Jaret Holmes field goals.

Meanwhile, the Tiger defense held Army's option attack in check for most of the first half. The Cadets finally got on the scoreboard when Bobby Williams scored with 1:27 remaining in the first half to make it 20-7 Auburn.

Auburn built its lead to 32-7 in the third quarter on a 33-yard scramble by Craig and an 18-yard burst by Rusty Williams. Two-point attempts after both scores failed.

Army	0	7	0	22	—	29
Auburn	10	10	12	0	—	32

AU - Holmes 31 FG, 10:59, 1st  
AU - Goodson 30 pass from Craig (Holmes kick), 5:20, 1st  
AU - Gosha 7 pass from Craig (Holmes kick), 12:17, 2nd  
AU - Holmes 49 FG, 3:15, 2nd  
ARMY - B.Williams 3 run (Parker kick), 1:15, 2nd  
AU - Craig 33 run (pass failed), 8:51, 3rd  
AU - R.Williams 18 run (pass failed), 1:04, 3rd  
ARMY - Perry 12 run (Parker kick), 12:44, 4th  
ARMY - B.Williams 1 run (Parker kick), 5:52, 4th  
ARMY - Richardson 30 pass from McAda (B.Williams run), 1:27, 4th

	ARMY	AU
First Downs	21	27
Rushing Att.-Yards	58-239	36-161
Passing Yards	148	370
Passing (C-A-I)	9-16-0	24-42-1
Total Offense	387	531
Punts-Avg.	6-43.0	2-41.5
Fumbles/Lost	1/1	3/2
Penalty-Yards	3-20	5-47
3rd Down Conv.	4-of-13	7-of-16
Time of Possession	30:12	29:48

RUSHING: (ARMY) Perry 19-80 1 TD, B.Williams 11-79 2 TD, McAda 13-46, Brizic 9-33, Hewitt 5-21, Thomas 1-(-20); (AU) Craig 13-75 1 TD, R.Williams 12-72 1 TD, Beasley 8-5, McLeod 2-5, Cooper 1-4.  
PASSING: (ARMY) McAda 9-16-0-148 1 TD; (AU) Craig 24-42-1-370 2 TD.  
RECEIVING: (ARMY) B.Williams 3-74, Richardson 2-59 1 TD, Thomas 1-13, Brizic 1-6, Leshinski 1-5, Perry 1-(-9); (AU) Gosha 10-132 1 TD, Baker 5-103, Bailey 4-39, Goodson 2-78 1 TD, Cooper 2-15, McCovery 1-3.

Attendance: 41,366

Army made a valiant comeback in the fourth quarter as Demetrius Perry and Bobby Williams both scored touchdowns to cut Auburn's lead to 32-21 with 5:52 left. Cadet quarterback Ronnie McAda then found Rod Richardson on a 30-yard catch-and-run for another touchdown with 1:27 remaining. Williams' two-point run made the score 32-29.

After recovering the ensuing on-side kick and moving the ball to Auburn's 10, Army tried the 27-yard field goal attempt by Parker on third down.

## 1998 Peach Bowl

**Clemson** 17  
**Auburn** 21

January 2, 1998  
Georgia Dome  
Atlanta, Georgia

Auburn scored 15 fourth-quarter points to support a tenacious Tiger defensive effort in a 21-17 Peach Bowl win over Clemson. Auburn trailed 17-6 entering the final stanza, but cut the lead to 17-12 on Dameyune Craig's 22-yard scramble early in the quarter.

Five minutes later, Rusty Williams put the Tigers ahead to stay, 18-17, with a seven-yard run. Jaret Holmes added a 22-yard field goal, his third of the day, with 4:11 left.

Auburn's defense dominated the game, holding Clemson under 100 yards in both rushing (60) and passing (86) and to just 146 yards total. Auburn held Clemson to just four first downs and had just one of 14 third-down attempts converted against it.

Clemson	0	7	10	0	—	17
Auburn	3	3	0	15	—	21

AU - Holmes 52 FG, 9:49, 1st  
CU - Speck 18 blocked punt return (Richardson kick), 6:31, 2nd  
AU - Holmes 24 FG, 4:15, 2nd  
CU - Witherspoon 2 run (Richardson kick), 5:15, 3rd  
CU - Richardson 48 FG, 1:48, 3rd  
AU - Craig 22 run (pass failed), 13:29, 4th  
AU - R.Williams 7 run (pass failed), 8:45, 4th  
AU - Holmes 22 FG, 4:11, 4th

	CU	AU
First Downs	4	18
Rushing Att.-Yards	27-60	36-107
Passing Yards	86	259
Passing (C-A-I)	11-25-1	15-44-0
Total Offense	146	366
Punts-Avg.	9-43.7	6-25.8
Fumbles/Lost	1/0	1/1
Penalty-Yards	5-59	7-63
3rd Down Conv.	1-of-14	5-of-18
Time of Possession	28:06	31:54

RUSHING: (CU) Priester 19-74, Austin 3-3, Witherspoon 1-2 1 TD, Greene 4-(-7); (AU) R.Williams 18-71 1 TD, Craig 9-25 1 TD, Carter 4-7, Beasley 5-4.  
PASSING: (CU) Greene 11-25-1-86; (AU) Craig 15-44-0-259.  
RECEIVING: (CU) Austin 3-32, Home 2-10, Hall, 2-6, Wofford, 2-5, Gardner 1-27, Lawyer 1-6; (AU) Bailey 4-119, Goodson 4-65, Poor 4-43, R.Williams 1-33, Lowe 1-8, Beasley 1-(-9).

Attendance: 71,212

Holmes' career-long 52-yard field goal gave Auburn a 3-0 with 9:49 left in the first quarter. But Clemson took the lead midway through the second quarter after blocking a Holmes' punt. Chad Speck returned the block 18 yards for a touchdown and a 7-3 Clemson lead.

Auburn trimmed the lead to 7-6 with a 24-yard Holmes field goal before halftime, but another blocked punt set up another Clemson touchdown with 5:15 left in the third.



# Auburn Bowl History

## 2001 Florida Citrus Bowl

**Auburn** 28  
**Michigan** 31

January 1, 2001  
Florida Citrus Bowl  
Orlando, Florida

The 20th-ranked Auburn Tigers made a late fourth quarter charge, but fell short, losing to 17th-ranked Michigan Wolverines, 31-28, in the Capital One Florida Citrus Bowl.

The Tigers utilized the arm of senior quarterback Ben Leard, who set two Auburn bowl records by throwing for 394 yards and three touchdowns. Answering a first quarter 31-yard Wolverine touchdown pass from Drew Henson to David Terrell, Leard threw his first of touchdowns to Ronney Daniels in the second quarter to tie the game at 7-7.

Auburn took the lead as Leard hit senior Clifton Robinson on a 20-yard touchdown with 11:04 before the half. But, Henson connected on a four-yard pass to B.J. Askew to tie the game at 14-14. Michigan regained the lead on an 11-yard scamper from Anthony Thomas to end the first half at 21-14.

Michigan built its lead to 28-14 in the third quarter as Thomas, named the game's MVP, entered the endzone on a 25-yard burst, his longest of the day. Auburn junior running back Rudi Johnson crossed

Auburn	0	14	7	7	—	28
Michigan	7	14	10	0	—	31

UM - Terrell 31 pass from Henson (Epstein kick), 6:27, 1st  
 AU - Daniels 19 pass from Leard (Duval kick), 14:17, 2nd  
 AU - C. Robinson 20 pass from Leard (Duval kick), 11:04, 2nd  
 UM - Askew 4 pass from Henson (Epstein kick), 6:41, 2nd  
 UM - Thomas 11 run (Epstein kick), 0:54, 2nd  
 UM - Thomas 25 run (Epstein kick), 6:41, 3rd  
 AU - Johnson 12 run (Duval kick), 4:08, 3rd  
 UM - Epstein 41 field goal, 1:35, 3rd  
 AU - Green 21 pass from Leard (Duval kick), 2:26, 4th

	AU	UM
First Downs	23	21
Rushing Att.-Yards	35-92	42-159
Passing Yards	394	294
Passing (C-A-I)	28-37-2	15-21-0
Total Offense	486	453
Punts-Avg.	3-42.7	4-43.5
Fumbles/Lost	2/1	2/1
Penalty-Yards	7-60	2-20
Time of Possession	30:03	29:57

**RUSHING:** (AU) Johnson 25-85 (TD), Evans 3-16, C. Robinson 1-4, Carter 2-(-2), Leard 4-(-11); (UM) Thomas 32-182 (2 TD), Bellamy 3-13, Cross 1-0, Henson 6-(-36).  
**PASSING:** (AU) Leard 28-37-2, 394 (3 TD); (UM) Henson 15-20-0, 294 (2 TD), Thomas 0-1-0, 0.  
**RECEIVING:** (AU) Daniels 7-98 (TD), Willis 5-69, Evans 4-51, Green 4-49 (TD), C. Robinson 3-70 (TD), Carter 3-42, Johnson 2-15; (UM) Terrell 4-136 (TD), Walker 4-100, Thomas 4-32, Askew 3-26 (TD).

Attendance: 66,928

the goal line with 4:08 to go in the third, to bring Auburn within seven, 28-21. The Wolverines connected on a 41-yard field goal by Hayden Epstein to increase their lead to 31-21 to end the quarter.

Leard responded by connecting with freshman Deandre Green on a 21-yard pass in the endzone to trim Michigan's lead to three, 31-28, with 2:26 to go. Duval's ensuing on-side kick was recovered by Michigan and the Wolverines ran out the clock to earn the 31-28 win.

Leard was named Auburn's offensive MVP while Javor Mills, who recorded six tackles and two sacks, was the Tigers' defensive MVP.

## 2001 Chick-fil-A Peach Bowl

**Auburn** 10  
**North Carolina** 16

December 31, 2001  
Georgia Dome  
Atlanta, Georgia

A New Year's Eve invitation to the Chick-fil-A Peach Bowl pitted 7-4 Auburn against 7-5 North Carolina. In a defensive battle, North Carolina held off a late fourth quarter charge to beat Auburn, 16-10, in the Georgia Dome in Atlanta.

In the first quarter, North Carolina recovered a fumble and returned it 18 yards to the Tiger 10-yard line. Two plays later, North Carolina tailback Willie Parker took the ball off right end for the UNC touchdown.

The only other score in the half came when the Tar Heels drove the ball 84 yards resulting in a field goal by kicker Jeff Reed.

North Carolina came out of halftime and added to its lead as Peach Bowl offensive MVP QB Ronald Curry scrambled 62 yards for a touchdown putting UNC ahead 16-0.

The Auburn defense responded well, not allowing any more points for the rest of the game and treated football fans to a play that will be remembered in Auburn football history.

An errant Darian Durant pass was snatched out of the air by whip Karlos Dansby as he was falling out of bounds. Dansby then tossed the ball to linebacker Dontarrius Thomas to complete an amazing interception. The play was later nominated for the ESPY Awards' "Most Spectacular Play" of the year.

The Auburn offense, feeding off the momentum from the interception, moved the ball down the field. Jason Campbell connected with Casinious Moore on an 11-yard pass that set up Damon Duval's 34-yard field goal with 13:16 left in the game.

N. Carolina	7	3	6	0	—	16
Auburn	0	0	0	10	—	10

	UNC	AU
First Downs	12	12
Rushing Att.-Yards	40-174	32-31
Passing Yards	114	145
Passing (C-A-I)	13-21-1	18-28-2
Total Offense	288	186
Punts-Avg.	3-39.8	9-49.3
Fumbles/Lost	1/1	0/0
Penalty-Yards	9-73	4-26
3rd Down Conv.	4-of-15	2-of-13
Time of Possession	32:02	27:58

**RUSHING:** (UNC) Parker 19-131 (TD), Curry 10-67; Lewis 3-6, Williams 2-0, Team 3-(-5), Durant 2-(-12), Lafferty 1-(-13); (AU) Brown 6-28, Butler 8-22, Moore 5-21, Campbell 8-1, Johnson 1-0, Carter 1-(-7), Team 3-(-34).

**PASSING:** (UNC) Durant 7-14-1, 76; Curry 5-6-0, 25; Lafferty 1-1-0, 13; (AU) Campbell 12-18-1, 74; Cobb 6-10-1, 71 (TD).

**RECEIVING:** (UNC) Aiken 7-73, Parker 3-24, Davis 3-17; (AU) Daniels 3-21, Willis 3-17, Diamond 2-17 (TD), Moore 2-16, Walkins 2-16, Johnson 2-14, Carter 1-21, Ratliff 1-18, McIntyre 1-8, Brown 1-(-4).

Attendance: 71, 827

After recovering a muffed snap late in the fourth quarter, backup QB Daniel Cobb connected with tight end Lorenzo Diamond, who rumbled 12 yards for an Auburn touchdown, pulling the Tigers within six points.

North Carolina recovered the ensuing onside kick to hold on for the 16-10 win.

# Auburn Bowl History

## 2003 Capital One Bowl

**Auburn** 13  
**Penn State** 9

January 1, 2003  
Florida Citrus Bowl  
Orlando, Florida

On a warm and windy day in Orlando, the 19th-ranked Auburn Tigers knocked off 10th-ranked Penn State behind a stymieing defense and Capital One Bowl MVP Ronnie Brown's 184-yard, two-touchdown performance. Penn State's Larry Johnson, who finished third in the Heisman Trophy balloting, was unable to get on track as Auburn's defense limited him to only 72 yards on 20 carries.

Auburn fumbled on its first possession giving Penn State the ball on the 15-yard line, but the Nittany Lions were forced to settle for a 21-yard Robbie Gould field goal.

The Auburn defense held the Nittany Lion offense the rest of the half, allowing only a 27-yard field goal by Gould.

After a sluggish first half, the Tigers came out in the third quarter with a run-dominated offensive scheme and Ronnie Brown punished the Penn State defenders to the tune of 119 second half yards.

Auburn took its first possession of the second half and marched 74 yards, scoring on a one-yard Brown touchdown run, which put Auburn ahead, 7-6. The fast Tiger defense took control, allowing Penn State only 31 yards of offense in the third quarter.

Penn State replaced quarterback Zack Mills with Michael Robinson, who sparked the Nittany Lion offense to a fourth quarter field goal, putting Penn State up 9-7.

On Auburn's next possession, Damon Duval's punt was downed at the one-yard line pinning Penn State deep in their own territory.

After a short punt by Penn State, Auburn drove the ball inside the

Penn State	3	3	0	3	—	9
Auburn	0	0	7	6	—	13

PSU - Gould 21 field goal, 10:26, 1st  
PSU - Gould 27 field goal, 1:44, 2nd  
AU - Brown 1 run (Duval kick), 3:52, 3rd  
PSU - Gould 31 field goal, 10:10, 4th  
AU - Brown 17 run (pass failed), 2:19, 4th

	PSU	AU
First Downs	15	12
Rushing Att.-Yards	36-170	50-200
Passing Yards	98	78
Passing (C-A-I)	10-27-1	10-17-1
Total Offense	268	278
Punts-Avg.	5-38.2	4-48.2
Fumbles/Lost	2/1	3/1
Penalty-Yards	7-68	9-84
3rd Down Conv.	3-of-14	7-of-16
Time of Possession	27:49	32:11

RUSHING: (PSU) Johnson 20-72, Mills 9-56, M. Robinson 5-30, Smith 1-10, Jefferson 1-2; (AU) Brown 37-184 (2 TD), Smith 5-10, Campbell 8-6.  
PASSING: (PSU) Mills 8-24-1, 67; M. Robinson 2-3-0, 31; (AU) Campbell 10-17-1, 78.  
RECEIVING: (PSU) T. Johnson 2-54, Kranchick 2-15, L. Johnson 2-8, M. Robinson 2-7, McHugh 1-8, Williams 1-6; (AU) Aromashodu 2-18, R. Johnson 2-17, Diamond 1-11, Obomanu 1-11, Daniels 1-9, M. Willis 1-6, Smith 1-5, Brown 1-1.  
Attendance: 66,334

red zone, where Ronnie Brown bounced a run to the outside, taking it 17 yards for the game winning touchdown.

Brown's 184 yards rushing were the most ever by an Auburn player in a bowl, and it was the most yards rushing of anyone in the 2003 bowl season. Dontarrius Thomas was named the game's defensive MVP after helping hold Penn State to just 268 yards.

## 2003 Gaylord Hotels Music City Bowl

**Wisconsin** 14  
**Auburn** 28

December 31, 2003  
The Coliseum  
Nashville, Tennessee

With the combination of a stellar defensive performance that included six sacks and the leadership of MVP Jason Campbell, Auburn put together 14 fourth-quarter points en route to a 28-14 Music City Bowl win over Wisconsin.

After a scoreless first period, Wisconsin started the second quarter by driving to the Auburn seven-yard line where the Badgers had a first and goal, but Auburn's defense forced Wisconsin to settle for a 20-yard field goal for a 3-0 lead.

Auburn responded on the next drive as Ronnie Brown gained 43 yards on six carries culminating with a one-yard touchdown to give the Tigers a 7-3 lead. Wisconsin managed another field goal before the half to make the score 7-6 at the intermission.

Auburn struck first in the second half, going 80 yards on 16 plays and taking 7:16 off the clock. Carnell Williams finished the drive with a one-yard plunge up the middle for the touchdown.

In the fourth quarter, Jim Sorgi led Wisconsin on a 52-yard drive, capping it with a 12-yard pass to Lee Evans for a touchdown and a two-point conversion pass to tie the game at 14.

The Badgers seemed to have the momentum in their favor until Carlos Rogers deflected a pass that Will Herring intercepted on the Auburn 13-yard line. Two plays later, Campbell connected with Jeris McIntyre on third and eight for a 51-yard gain to the Wisconsin 34-yard line. It took Auburn just three more plays to put it in the end zone as Brown scored for the second time from two yards out.

Wisconsin	0	6	0	8	—	14
Auburn	0	7	7	14	—	28

UW - Allen 20 field goal, 9:44, 2nd  
AU - Brown 1 run (Vaughn kick), 4:37, 2nd  
UW - Allen 35 field goal, 2:42, 2nd  
AU - Williams 1 run (Vaughn kick), 1:32, 3rd  
UW - Evans 12 pass from Sorgi (Daniels pass from Sorgi), 8:52, 4th  
AU - Brown 2 run (Vaughn kick), 3:30, 4th  
AU - Williams 1 run (Vaughn kick), 1:37, 4th

	UW	AU
First Downs	18	15
Rushing Att.-Yards	37-128	40-203
Passing Yards	203	157
Passing (C-A-I)	17-29-1	11-23-1
Total Offense	331	360
Punts-Avg.	4-38.5	8-45.2
Fumbles/Lost	0/0	0/0
Penalty-Yards	4-25	8-66
3rd Down Conv.	6-of-14	6-of-14
Time of Possession	31:00	29:00

RUSHING: (UW) Davis 17-77, Evans 3-19, Bernstein 1-2, Smith 4-1, Stocco 1-(-14), Sorgi 10-(-26); (AU) Williams 18-68 (2 TD), Campbell 9-67, Brown 13-62 (2 TD).  
PASSING: (UW) Sorgi 13-22-1, 169 (TD); Stocco 4-7-0, 34; (AU) Campbell 10-22-1, 138; Williams 1-1-0, 19.  
RECEIVING: (UW) Williams 6-57, Evans 4-51, Charles 3-48, Daniels 1-14, Bernstein 1-8, Smith 1-6; (AU) McIntyre 3-74, Daniels 3-40, Johnson 2-21, Taylor 1-13, Obomanu 1-6, Brown 1-3.  
Attendance: 55,109

Auburn put an exclamation point on the game during the ensuing Wisconsin drive when Reggie Torbor and Karlos Dansby sandwiched Sorgi, causing a fumble. T.J. Jackson recovered it, and two plays later Auburn put the final points on the board with a one-yard run by Williams to make the score 28-14.

Campbell passed for 138 yards, rushed for 67 yards and engineered two fourth-quarter scoring drives. Auburn's defense held Wisconsin to 261 yards. Torbor collected 2.5 sacks and Dansby totaled a team-high 10 tackles including 1.5 sacks.

# Auburn Bowl History

## 2005 NOKIA Sugar Bowl

Virginia Tech 13  
Auburn 16

January 3, 2005  
Louisiana Superdome  
New Orleans, Louisiana

Auburn completed a perfect season as the No. 3 Tigers held off a late Virginia Tech rally for a 16-13 victory in the NOKIA Sugar Bowl at the Louisiana Superdome. The win improved the Tigers' record to 13-0 and ensured the first 13-win season in school history.

Auburn, just the seventh team to go undefeated in league play since the Southeastern Conference went to divisional play in 1992, jumped out to a 16-0 lead in the first three quarters before the Hokies got on the board. Two late fourth-quarter scores allowed Virginia Tech back into the game, but an onside kick with two minutes left was recovered by the Tigers.

Jason Campbell, voted the NOKIA Sugar Bowl's Most Valuable Player, threw for 189 yards on 11-of-16 passing and one score. Campbell, who played his last game in an Auburn uniform, connected with Devin Aromashodu on a 5-yard touchdown pass late in the third quarter, giving the Tigers a 16-0 advantage.

The tandem of senior running backs Ronnie Brown and Carnell Williams rushed for 68 and 61 yards, respectively.

Placekicker John Vaughn connected on three field goals in the first half from 23, 19 and 24 yards to send the Tigers to a 9-0 lead entering halftime. The three field goals tied an Auburn record in a bowl game, last set by Jaret Holmes at the 1998 Peach Bowl.

After Campbell connected with Aromashodu for a 16-0 AU lead, Virginia Tech's Josh Morgan found the end zone twice -- the first on

Virginia Tech	0	0	0	13	—	13
Auburn	6	3	7	0	—	16

AU - Vaughn 23 field goal, 8:44, 1st  
AU - Vaughn 19 field goal, 1:10, 1st  
AU - Vaughn 24 field goal, 1:50, 2nd  
AU - Aromashodu 5 pass from Campbell (Vaughn kick), 10:39, 3rd  
VT - Morgan 29 pass from Randall (Randall pass failed), 6:58, 4th  
VT - Morgan 80 pass from Randall (Pace kick), 2:01, 4th

	VT	AU
First Downs	19	14
Rushing Att.-Yards	22-76	43-110
Passing Yards	299	189
Passing (C-A-I)	21-38-2	11-16-1
Total Offense	375	299
Punts-Avg.	5-35.2	4-43.0
Fumbles/Lost	0/0	1/1
Penalty-Yards	7-57	4-35
3rd Down Conv.	3-of-12	6-of-15
Time of Possession	26:26	33:34

RUSHING: (VT) Randall 9-45, Imoh 6-16, Humes 6-10, Hamilton 1-5; (AU) Brown 14-68, C. Williams 19-61.  
PASSING: (VT) Randall 21-38-2, 299 (2 TD); (AU) J. Campbell 11-16-1, 189 (TD).  
RECEIVING: (VT) Hyman 5-71, Morgan 3-126 (2 TD), Royal 3-37, King 3-12, Clowney 2-23, Mazzetta 1-20, Humes 1-10; (AU) Taylor 5-87, Mix 2-68, C. Williams 2(-6), Wallace 1-35, Aromashodu 1-5 (TD).

Attendance: 77,349

a 29-yard reception from Bryan Randall and the second on an 80-yarder with two minutes to play.

The win gave Auburn three straight bowl game victories, a first for the school since 1982-84. It also sent Auburn to its 15th straight victory dating back to the 2003 season, the program's longest since 1993-94 and second longest streak in school history. The 15 consecutive wins gave the Tigers national prominence as the third-longest in the nation at the end of the season, trailing only Southern California and Utah.

## 2006 Capital One Bowl

Wisconsin 24  
Auburn 10

January 2, 2006  
Citrus Bowl  
Orlando, Florida

Brian Calhoun rushed for 213 yards and one touchdown and John Stocco passed for 301 yards and two scores as Wisconsin defeated Auburn, 24-10, in the 2006 Capital One Bowl. The loss snapped Auburn's three-game bowl winning streak.

Wisconsin took a 17-0 lead into halftime, but the Tigers scored 10 straight points to pull within 17-10 early in the fourth quarter. Brandon Cox found Courtney Taylor for a 9-yard score at the 14:49 mark of the fourth to pull Auburn within seven.

However, Calhoun rushed for a 33-yard touchdown less than two minutes later, giving the Badgers the final 24-10 outcome.

Cox finished 15-of-33 for 137 yards and one touchdown, while Kenny Irons rushed for 88 yards -- giving him 1,293 on the season -- the sixth-best single-season mark in Auburn history.

Ben Obomanu ended his Auburn career with five receptions for 62 yards. His senior counterpart, Anthony Mix, caught two passes for 11 yards, giving him 1,010 yards in his career.

Wisconsin opened the game's scoring when Stocco found Brandon Williams on a 30-yard reception at the 7:55 mark of the first quarter.

UW's Taylor Mehlhaff connected on his only field goal of the day, a 19-yarder, at the end of the first quarter, then watched as Stocco found Owen Daniels for a 13-yard touchdown pass in the second quarter.

John Vaughn connected on a 19-yard field goal, his 12th of the season, in the third quarter to put Auburn on the board.

Wisconsin	10	7	0	7	—	24
Auburn	0	0	3	7	—	10

UW - B. Williams 30 pass from Stocco (Mehlhaff kick), 7:55, 1st  
UW - Mehlhaff 19 field goal, 0:21, 1st  
UW - Daniels 13 pass from Stocco (Mehlhaff kick), 7:19, 2nd  
AU - Vaughn 19 field goal, 11:54, 3rd  
AU - Taylor 9 pass from Cox (Vaughn kick), 14:49, 4th  
UW - Calhoun 33 run (Mehlhaff kick), 13:22, 4th

	UW	AU
First Downs	24	19
Rushing Att.-Yards	42-247	35-99
Passing Yards	301	137
Passing (C-A-I)	15-27-0	15-33-1
Total Offense	69-548	68-236
Punts-Avg.	3-45.3	6-45.7
Fumbles/Lost	2/1	1/1
Penalty-Yards	7-56	5-35
3rd Down Conv.	7-of-15	4-of-14
Time of Possession	31:48	29:12

RUSHING: (UW) Calhoun 20-213 (TD), B. Williams 4-35, Walker 2-9, Team 1-0, Stocco 5(-10); (AU) K. Irons 22-88, Lester 7-31, Obomanu 1-8, Cox 5(-28).

PASSING: (UW) Stocco 15-27-0, 301 (2TD); (AU) Cox 15-33-1, 137 (TD).

RECEIVING: (UW) B. Williams 6-173 (TD), Orr 4-74, Daniels 3-46 (TD), Calhoun 1-8, J. Walker 1-0; (AU) Obomanu 5-62, Aromashodu 2-16, Taylor 2-14 (TD), Mix 2-11, K. Irons 1-21, Lester 1-9, Wallace 1-4, Slaughter 1-0.

Attendance: 57,221

Defensively, David Irons led the Tigers with 11 tackles.

Senior Wayne Dickens posted his second multiple-sack game of the season, finishing with two, while Stanley McClover had one.

# Auburn Bowl History

## 2007 AT&T Cotton Bowl Classic

**Auburn** 17  
**Nebraska** 14

January 1, 2007  
Cotton Bowl  
Dallas, Texas

John Vaughn's 42-yard field goal in the third quarter proved to be the game winner as Auburn took the 71st AT&T Cotton Bowl Classic with a 17-14 victory over Nebraska in Dallas.

Vaughn connected on his 20th field goal of the season at the 6:20 mark of the third quarter, the game's only points of the second half, to give Auburn its 11th win of the season for the fourth time in school history.

The Auburn defense was stout against Nebraska, limiting the Cornhuskers to just 230 yards of total offense, including 73 in the second half. Karibi Dede began the defense's dominance in the first half, intercepting a Zac Taylor pass and returning it 52 yards to the Nebraska 9-yard line.

Just two plays later, the Auburn offense punched it in the end zone when Brandon Cox found Carl Stewart for a 9-yard score with 56 seconds remaining in the first quarter, evening the score at 7.

Early in the second quarter, the Tigers recovered a fumble at the Cornhuskers' 14 on a failed fake punt attempt. Four plays later, Stewart scored his second TD on a 1-yard run.

After Vaughn's third quarter field goal, the Huskers managed to get in Auburn territory just twice. They punted from Auburn's 34 in the third quarter, and Taylor threw a fourth-down incompleteness from Auburn's 30 late in the fourth quarter.

The Tiger defense finished with two sacks and 11 tackles for loss, highlighted by Sen'Derrick Marks' 2.5 TFL. Will Herring finished with seven solo tackles, including two for loss, and was named the game's outstanding defensive player.

Auburn	7	7	3	0	—	17
Nebraska	7	7	0	0	—	14

NU - Swift 13 pass from Taylor (Congdon kick), 7:37, 1st  
 AU - Stewart 9 pass from Cox (Vaughn kick), 0:56, 1st  
 AU - Stewart 1 run (Vaughn kick), 12:22, 2nd  
 NU - Jackson 20 run (Congdon kick), 9:00, 2nd  
 AU - Vaughn 42 field goal, 6:20, 3rd

	AU	NU
First Downs	12	17
Rushing Att.-Yards	35-67	38-104
Passing Yards	111	126
Passing (C-A-I)	10-21-0	14-27-1
Total Offense	56-178	65-230
Punts-Avg.	6-43.0	6-40.2
Fumbles/Lost	2/2	1/1
Penalty-Yards	6-45	4-45
3rd Down Conv.	4-of-12	5-of-14
Time of Possession	27:00	33:00

**RUSHING:** (AU) K. Irons 24-72, Tate 4-23, Taylor 1-3, Stewart 1-1 (TD), Cox 5-(-32); (NU) Lucky 25-88, Jackson 7-38 (TD), Nunn 1-(-2), Taylor 4-(-5), Todd 1-(-15).  
**PASSING:** (AU) Cox 21-10-0, 111 (TD); (NU) Taylor 26-14-1, 126 (TD), Team 1-0-0, 0.  
**RECEIVING:** (AU) Taylor 6-70, Rodriguez 1-18, McKenzie 1-12, Stewart 1-9 (TD), K. Irons 1-2; (NU) Lucky 6-67, Swift 3-44 (TD), Jackson 2-(-6), Purify 1-9, Nunn 1-8, Todd 1-4.  
 Attendance: 66,777

Cox finished the game 10-of-21 passing for 111 yards and one score. Of those 10 completions, six were to Courtney Taylor, who, on his fourth catch of the game, broke the Auburn school record for most receptions in a career. He finished with 153.

Kenny Irons paced the rushing game with 72 yards on 24 carries.

Nebraska started the game's scoring on a Nate Swift 13-yard touchdown reception from Taylor at the 7:37 mark of the first quarter.

With Auburn up 14-7, Brandon Jackson scored from 20 yards out to cap a 7-play, 72-yard drive that sent the teams into half-time tied at 14.

The 11 wins marked the fourth time in school history the Tigers posted 11-plus victories in a season.

## 2007 Chick-fil-A Bowl

**Clemson** 20  
**Auburn** 23 [OT]

December 31, 2007  
Georgia Dome  
Atlanta, Georgia

Kodi Burns scored on a 7-yard run in overtime to lift No. 22 Auburn to a 23-20 victory over No. 15 Clemson in the Chick-fil-A Bowl, in the first overtime game in Auburn's bowl history.

Burns' score put the finishing touches on a performance that saw the Tigers record season highs in plays and yards with a spread offense. Auburn ran 90 plays for 423 yards, including 47 rushes and a season-high 43 passes.

Auburn scored first in a low-scoring first half, following a three-and-out by Clemson on the opening possession with an 11-play, 58-yard drive that culminated in Wes Byrum's 36-yard field goal.

After managing just 52 yards of offense in the first quarter, Clemson's C.J. Spiller raced 83 yards down the left sideline to give Clemson a 7-3 lead.

Auburn took the opening kickoff in the second half and marched 78 yards on 10 plays as Burns hit Mario Fannin with a 22-yard pass to give Auburn a 10-7 lead.

Clemson finished an 11-play drive with a 22-yard field goal on the first play of the fourth quarter, knotting the score at 10-10.

After Cox was intercepted, Clemson quickly drove 32 yards for the go-ahead score when James Davis plunged in from a yard out with 11:24 remaining.

Auburn answered right back, again mixing Cox and Burns in the backfield successfully during an 11-play, 70-yard drive. Cox's 18-yard

Clemson	0	7	0	10	3	—	20
Auburn	3	0	7	7	6	—	23

AU - Byrum 36 field goal, 4:16, 1st  
 CU - C.J. Spiller 83 yd run (Mark Buchholz kick), 13:14, 2nd  
 AU - Mario Fannin 22 yd pass from Kodi Burns (Wes Byrum kick), 11:33, 3rd  
 CU - Mark Buchholz 22 yd field goal, 14:58, 4th  
 CU - James Davis 1 yd run (Mark Buchholz kick), 11:24, 4th  
 AU - Ben Tate 1 yd run (Wes Byrum kick), 8:27, 4th  
 CU - Mark Buchholz 25 yd field goal, OT  
 AU - Kodi Burns 7 yd run, OT

	CU	AU
First Downs	12	24
Rushing Att.-Yards	40-189	47-190
Passing Yards	104	233
Passing (C-A-I)	14-33-0	26-43-1
Total Offense	73-293	90-423
Punts-Avg.	8-43.1	8-38.6
Fumbles/Lost	1/0	0/0
Penalty-Yards	1-5	6-40
3rd Down Conv.	5-of-19	7-of-19
Time of Possession	29:14	30:46

pass to Robert Dunn and a 15-yard rush by Burns set up Ben Tate for a 1-yard run that tied the score at 17-17 with 8:27 left.

In overtime, Clemson settled for a 25-yard field goal on its first possession.

On Auburn's overtime possession, Cox found Rod Smith for 12 yards on third-and-13, then snuck ahead for two yards and the first down. Two plays later, Burns powered in for the score, sending the Auburn sideline into a frenzy.

Cox connected on 25-of-39 passes for 211 yards in his final game for Auburn.

The Auburn defense, led by defensive MVP Pat Sims, held Clemson to just 293 yards of offense and 12 first downs.

**RUSHING:** (AU) Burns 13-69 (TD), Lester 14-57, Tate 14-54 (TD), Fannin 3-18, Cox 3-(-1); (CU) Spiller 8-112 (TD), Davis 23-72 (TD), Grisham 1-8, Harper 8-(-3)  
**PASSING:** (AU) Cox 39-25-1, 211, Burns 4-1-0, 22 (TD); (CU) Harper 33-14-0, 104  
**RECEIVING:** (AU) Fannin 5-53 (TD), Dunn 5-39, R. Smith 4-45, Lester 3-24, Tate 3-19, Bennett 2-16, Billings 1-13, Hawthorne 1-12, Rodriguez 1-8, Trott 1-4 (CU) Kelly 4-36, Taylor 3-32, Grisham 2-24, Harris 2-12, Spiller 2-(-5), Palmer 1-5.

Attendance: 74,413



# Auburn Bowl History

## 2010 Outback Bowl

**Northwestern** 35  
**Auburn** 38 [OT]

January 1, 2010  
 Raymond James Stadium  
 Tampa, Florida

Neiko Thorpe tackled Zeke Markshausen at the Auburn 2-yard line on a fake field goal attempt from the 5-yard line to preserve Auburn's 38-35 overtime victory over Northwestern after Wes Byrum's 21-yard field goal gave the Tigers the lead.

With the score tied 21-21, Ben Tate rushed for two touchdowns in the first eight minutes of the fourth quarter.

Northwestern closed to 35-27 on a 2-yard Kafka touchdown run with 3:20 remaining but the PAT was blocked by Antonio Coleman. With Auburn trying to run out the clock, Brad Phillips forced a Tate fumble at the Northwestern 31 with 3:11 to play. The Wildcats then drove 69 yards to score on a 18-yard touchdown pass with 1:15 to play and a tied the game on a two-point conversion.

Auburn's Demond Washington returned the ensuing kickoff to midfield before he fumbled, giving the ball back to the Wildcats with 1:03 to play. Northwestern then drove to the Auburn 26 where Demos missed a potential game-winning 44-yard field goal as time expired.

Auburn's defense picked off five Northwestern passes, with Walter McFadden and T'Sharvan Bell collecting two each and Thorpe one. McFadden's second interception was returned 100 yards for a touchdown.

NU - Burns 1 yd run (Byrum kick), 12:25, 1st  
 AU - McFadden 100 yd interception return (Byrum kick), 4:37, 1st  
 NU - Brewer 39 yd pass from Kafka (Demos kick), 2:04, 1st  
 AU - Carr 46 yd pass from Todd (Byrum kick), 8:54, 2nd  
 NU - Brewer 35 pass from Kafka (Demos kick), 2:42, 3rd  
 NU - Dunsmore 66 yd pass from Kafka (Demos kick), 0:27, 3rd  
 AU - Tate 5 yd run (Byrum kick), 10:10, 4th  
 AU - Tate 7 yd run (Byrum kick), 7:32, 4th  
 NU - Kafka 2 yd run (kick blocked), 3:20, 4th  
 NU - Stewart 18 yd pass from Kafka (Mitchell pass from Brewer), 1:15, 4th  
 AU - Byrum 21 yd field goal, OT

	NU	AU
First Downs	34	18
Rushing Att.-Yards	37-89	39-190
Passing Yards	532	235
Passing (C-A-I)	47-78-5	20-33-2
Total Offense	115-621	72-425
Punts-Avg.	5-31.6	6-42.2
Fumbles/Lost	0/0	3/2
Penalty-Yards	3-25	12-140
3rd Down Conv.	6-of-23	4-of-13
Time of Possession	34:11	25:49

**RUSHING:** (AU) - Tate 20-108 (2 TD); Zachery 1-50; McCalebb 6-18; Burns 5-16 (TD); Fannin 2-14; Todd 4-minus 15. (NU) - Schmidt 8-36; Kafka 20-30 (TD); A. Fields 3-8; Simmons 3-7; Markshausen 2-7; Concannon 1-1.

**PASSING:** (AU) - Todd 20-31-0-235 (TD); Burns 0-2-2-0. (NU) - Kafka 47-78-5-532 (4 TD).

**RECEIVING:** (AU) - Adams 12-142; Fannin 3-10; Zachery 2-11; Carr 1-46 (TD); Burns 1-23; Blake 1-3. (NU) - Markshausen 12-84; Stewart 10-97 (TD); Dunsmore 9-120 (TD); Brewer 8-133 (2 TD); Ebert 6-64; D. Fields 1-26; A. Fields 1-8.

Attendance: 49,383

Walter McFadden and T'Sharvan Bell collecting two each and Thorpe one. McFadden's second interception was returned 100 yards for a touchdown.

Auburn took a 21-7 lead on a 46-yard Chris Todd pass to Quindarius Carr with 8:54 to go in the half. Northwestern drove the ball 90 yards from its own 6-yard line late in the half before Kafka threw his third interception, as Bell picked him off in the end zone with 29 seconds remaining.

Darvin Adams was named the Outback Bowl MVP after grabbing an Outback Bowl record-tying 12 receptions for a career-high 142 yards.

Twenty-one Outback Bowl records were broken and 11 more tied during the game. The Wildcats' 115 total plays broke an NCAA record, as did the 98 plays for Kafka (78 passes, 20 rushes). The teams combined for Outback Bowl records of 73 points, 1046 yards of offense and 187 plays from scrimmage.

## 2011 BCS National Championship

**Oregon** 19  
**Auburn** 22

January 10, 2011  
 University of Phoenix Stadium  
 Glendale, Arizona

Wes Byrum kicked the sixth and biggest game-winning field goal of his career on the last play of the game from 19 yards to give No. 1 Auburn a 22-19 victory over Oregon in the BCS National Championship Game. It was Auburn's second national title in history and ninth comeback win in 14 games during the 2010 season.

After Oregon had tied the score at 19 with a touchdown and two point conversion with 2:33 to go, the biggest drive in Auburn history began at its own 25-yard line. After a 15-yard pass from Cam Newton to Emory Blake, Michael Dyer, who was named the Offensive Player of the Game after rushing for 143 yards on 22 carries, looked to be tackled after a short gain, but was never down while laying on top of an Oregon defender, and he bounced up to complete a 37-yard run to the Oregon 23.

After short gains by Dyer and Newton, Dyer followed with a 16-yard gain up the middle to the 1 with 10 seconds remaining. One play later, Byrum provided the final heroics.

Oregon scored on the second play of the second quarter on a 26-yard field goal by Rob Beard for the first points of the game. On Auburn's next possession, Newton threw a 35-yard touchdown pass to Kodi Burns for a 7-3 Auburn lead.

Oregon responded after taking over at the Duck 7 as Thomas threw an 81-yard pass on first down to Meahl, then found James on an 8-yard TD pass. The Tigers then drove to the Oregon 1, but Newton's fourth-down pass to Eric Smith fell incomplete. On first down, Mike Blanc tackled James in the end zone for a safety to draw the Tigers to within 11-9.

Auburn quickly covered 66 yards in six plays, capped by a Newton to Blake 30-yard touchdown pass to give the Tigers a 16-11 lead at the half.

On the opening drive of the second half, Wes Byrum kicked a 28-yard field goal to give Auburn a 19-11 lead.

Auburn ran a season-high and BCS Championship Game record 85 plays. The Tigers out-gained the Ducks 519 yards to 449 as Newton was 20-of-34 for 265 yards and two touchdowns. He also rushed for 64 yards on 22 carries.

**RUSHING:** (OU) - James 13-49; Barner 11-32; Thomas 8-(6). (AU) - Dyer 22-143; Newton 22-64; McCalebb 6-47.

**PASSING:** (OU) - Thomas 27-40-2-363 (2TD); Rice 1-1-0-11. (AU) - Newton 20-34-1-265 (2TD); TEAM 0-1-0-0.

**RECEIVING:** (OU) - Maehl 9-133; Davis 6-60; James 4-39 (2TD); Tuinei 3-75; Paulson 3-48; Barner 2-8; Johnson 1-11. (AU) - Zachery 6-48; Adams 4-54; Blake 4-54 (TD); Lutzenkirchen 2-48; McCalebb 2-10; Burns 1-35 (TD); Fannin 1-16.

Attendance: 78,603

# Auburn Bowl History

## 2011 Chick-fil-A Bowl

Virginia 24  
Auburn 43

December 31, 2011  
Georgia Dome  
Atlanta, Georgia

Offensive MVP Onterio McCalebb rushed for a season-high 109 yards and had 180 all-purpose yards, Emory Blake caught six passes for a career-high tying 108 yards and Barrett Trotter came off the bench to throw for 175 yards and one touchdown to lead Auburn to a 43-24 victory over Virginia in the Chick-fil-A Bowl in the Georgia Dome on Dec. 31.

Trotter completed 11-of-18 passes after he came in for injured starter Clint Moseley. Frazier had 16 carries for 55 yards. Tre Mason gained 64 yards on nine carries and his first career rushing touchdown.

Auburn used a big second quarter as it scored 21 consecutive points to take control of the game, 28-14. After Virginia took a 14-7 lead, Auburn quickly answered as McCalebb ran it in from three yards out on third down to tie it 14-14 with 10:33 left in the half.

Parkey successfully recovered his onside kick at the Auburn 41 as the Tigers went on to take the lead for good, 21-14, on Frazier's 1-yard third down rush. Auburn's 14 consecutive points came on 11 plays and 144 yards in 4:08.

Virginia	7	10	7	0	—	24
Auburn	7	21	12	3	—	43

VA - Burd 27 yd pass from Rocco (Randolph kick), 8:05, 1st  
 AU - Frazier 3 yd run (Parkey kick), 4:02, 1st  
 VA - Burd 6 yd pass from Rocco (Randolph kick), 12:59, 2nd  
 AU - McCalebb 3 yd run (Parkey kick), 10:33, 2nd  
 AU - Frazier 1 yd run (Parkey kick), 8:44, 2nd  
 AU - McCalebb 25 yd pass from Trotter (Parkey kick), 0:59, 2nd  
 VA - Randolph 24 yd field goal, 0:00, 2nd  
 AU - Mason 22 yd run (Parkey kick), 11:09, 3rd  
 VA - Parks 1 yd run (Randolph kick), 6:20, 3rd  
 AU - TEAM Safety, 1:57, 3rd  
 AU - Parkey 45 yd field goal, 0:47, 3rd  
 AU - Parkey 37 yd field goal, 8:09, 4th

	UVA	AU
First Downs	25	22
Rushing Att.-Yards	30-123	44-273
Passing Yards	312	181
Passing (C-A-I)	26-41-1	12-23-0
Total Offense	71-435	67-454
Punts-Avg.	3-13.0	3-49.0
Fumbles/Lost	1/1	2/0
Penalty-Yards	3-25	6-65
3rd Down Conv.	8-of-13	4-of-11
Time of Possession	28:40	31:20

RUSHING: (VA) - Parks 11-48 (TD); Richardson 6-33; Jones 8-32; Jennings 1-5; Milien 1-5; Hodges 1-3; Rocco 2-minus 3. (AU) - McCalebb 10-109 (TD); Mason 9-64 (TD); Frazier 16-55 (2TD); Trotter 5-32; Bray 1-16.  
 PASSING: (VA) - Rocco 26-41-1-312 (2TD). (AU) - Trotter 11-18-0-175 (TD); Moseley 1-4-0-6; Bray 0-1-0-0.  
 RECEIVING: (VA) - Jones 7-90; Burd 6-103 (2TD); Jennings 4-35; Keys 2-24; Milien 2-23; Phillips 2-7; Terrell 1-29; Snyder 1-5; Parks 1-minus 4. (AU) - Blake 6-108; Bray 3-12; McCalebb 2-53 (TD); Wisner 1-8.

Attendance: 72,919

On the ensuing possession, Chris Davis snuffed out a Virginia fake field goal. Auburn scored a touchdown on its third straight possession as Trotter completed a 29-yard touchdown pass to McCalebb with 59 seconds left in the half to give Auburn a 28-14 lead.

Virginia scored first, but walk-on Garrett Harper stepped up to help the Tigers even the score on the next possession. Harper blocked the first punt of his career as Auburn took over on the Virginia 15. The Tigers tied it 7-7 as Frazier scored on a 3-yard touchdown run up the middle with 4:02 left in the opening quarter. McCalebb set it up with a 12-yard run the play before.

Mason scored his first career rushing touchdown to open the third quarter with a 22-yarder to put Auburn up 35-17 almost four minutes in.

Virginia scored with 6:20 left in the third, cutting the lead to 35-24, but the Cavaliers got no closer.

## 2014 BCS National Championship

Auburn 31  
Florida State 34

January 6, 2014  
Rose Bowl  
Pasadena, California

Auburn came with a blink of an eye of winning its second national championship in the last four years.

Florida State's Kermit Whitfield and Jameis Winston stole a page out of Auburn's playbook for the dramatic finish when Whitfield returned a kickoff 100 yards with 4:31 for a brief lead, and then Winston threw a 2-yard touchdown pass to Kelvin Benjamin with 13 seconds remaining to send Florida State to a 34-31 victory in the BCS Championship Game on Monday night in the Rose Bowl.

Tre Mason broke Bo Jackson's single-season rushing record when he scored on a 37-yard run with 1:19 remaining to give Auburn a 31-27 lead. But Winston, the Heisman Trophy winner, drove the Seminoles in for the game-winner.

Auburn led 21-3, then found itself up 21-20 with 10:55 left in the game.

Auburn found new pages in its playbook in the first half, throwing touchdown passes to Tre Mason and Melvin Ray for the first time in their careers.

Auburn	7	14	0	10	—	31
Florida State	3	7	3	21	—	34

FSU - Aguayo 35 yd field goal, 9:53, 1st  
 AU - Mason 12 yd pass from Marshall (Parkey kick), 3:07, 1st  
 AU - Ray 50 yd pass from Marshall (Parkey kick), 13:48, 2nd  
 AU - Marshall 4 yd run (Parkey kick), 5:01, 2nd  
 FSU - Freeman 3 yd run (Aguayo kick), 1:28, 2nd  
 FSU - Aguayo 41 yd field goal, 6:05, 3rd  
 FSU - Abram 11 yd pass from Winston (Aguayo kick), 10:55, 4th  
 AU - Parkey 22 yd field goal, 4:42, 4th  
 FSU - Whitfield 100 yd kickoff return (Aguayo kick), 4:31, 4th  
 AU - Mason 37 yd run (Parkey kick), 1:19, 4th  
 FSU - Benjamin 2 yd pass from Winston (Aguayo kick), 00:13, 4th

	AU	FSU
First Downs	25	19
Rushing Att.-Yards	53-232	31-148
Passing Yards	217	237
Passing (C-A-I)	14-27-2	20-35-0
Total Offense	80-449	66-385
Punts-Avg.	6-43.2	6-42.8
Fumbles/Lost	2/0	2/1
Penalty-Yards	5-38	8-60
3rd Down Conv.	10-of-18	2-of-12
Time of Possession	33:41	26:19

RUSHING: (AU) - Mason 34-195 (TD); Marshall 16-45 (TD); Artis-Payne 1-1; Corey Grant 1-minus 3; Ricardo Louis 1-minus 6. (FSU) - Freeman 11-73 (TD); Winston 11-26; Williams 5-25; Wilder 3-21; Abram 1-3.  
 PASSING: (AU) - Marshall 14-27-1-217 (2 TD). (FSU) - Winston 20-35-0-237 (2 TD).  
 RECEIVING: (AU) - Coates 4-61; Bray 3-4; Louis 2-28; Uzomah 2-8; Ray 1-50 (TD); Mason 1-42 (TD); Davis 1-26. (FSU) - Green 9-147; Benjamin 4-54 (TD); Freeman 3-21; Shaw 2-4; Abram 1-11 (TD); Williams 1-0.

Attendance: 92,542

Mason went for 304 yards on 46 carries.

Marshall hit the break having hit 7-of-13 passes for 113 yards and two touchdowns.

Credit punter Steven Clark for setting up Auburn's first touchdown when he flipped the field when he kicked the ball dead at the Florida State 2. The Seminoles couldn't move it, and, after a Chris Davis punt return, the Tigers found themselves in great field position at the FSU 25. Six plays later, Marshall threw a 12-yard touchdown pass to Mason to make it 7-3 Auburn with 3:07 left in the first quarter.

Auburn scored on its next possession when Marshall found Ray for a 50-yard touchdown pass and a 14-3 lead with 13:48 left in the second quarter.

Marshall made it 21-3 when he ran around end on a 4-yard run with 5:01 left in the second quarter. Florida State got that touchdown back after successfully faking a punt, watching Winston run for 21 to the Auburn 3 and scoring on the next play on a Devonta Freeman run to make it 21-10.

# Auburn Bowl History

## 2015 Outback Bowl

**Auburn** 31  
**Wisconsin** 34 [OT]

January 1, 2015  
Raymond James Stadium  
Tampa, Florida

Auburn played it to the end, and then some, but it wasn't enough to beat Wisconsin and Melvin Gordon in the Outback Bowl on Thursday.

The Badgers won 34-31 in overtime when they made a field goal on their first possession, and Auburn missed a 45-yard try when it got the ball.

Gordon rushed for 251 yards and three touchdowns, though Auburn had the lead with eight seconds left in regulation.

Auburn quarterback Nick Marshall picked one good play, and then another, in two drives near the end that gave the Tigers two leads.

The Tigers answered two Wisconsin leads with decisive drives. Cameron Artis-Payne scored on a 2-yard run with 2:55 remaining. Before that, the Tigers had the lead on a Marshall throw to C.J. Uzomah for a 21-yard touchdown.

Marshall led the Tigers to the Wisconsin 7 and Artis-Payne scored on a rush.

Auburn	7	7	3	14	0	—	31
Wisconsin	7	0	14	10	3	—	34

WIS - Clement 7 yd pass from Slave (Gaglianone kick), 1st, 11:10  
 AU - Artis-Payne 2 yd run (Carlson kick), 1st, 2:16  
 AU - Louis 66 yd pass from Marshall (Carlson kick), 2nd, 8:01  
 WIS - Gordon 25 yd run (Gaglianone kick), 3rd, 12:09  
 AU - Carlson 51 yd field goal, 3rd, 9:32  
 WIS - Gordon 53 yd run (Gaglianone kick), 3rd, :20  
 AU - Uzomah 20 yd pass from Marshall, 4th, 11:21  
 WIS - Gorodn 6 yd run (Gaglianone kick), 4th, 7:58  
 AU - Artis-Payne 2 yd run (Carlson kick), 4th, 2:55  
 WIS - Gaglianone 29 yd field goal, 4th, :07  
 WIS - Gaglianone 25 yd field goal, OT, 15:00

	AU	WIS
First Downs	21	31
Rushing Att.-Yards	43-219	54-400
Passing Yards	216	121
Passing (C-A-I)	16-23-0	14-27-3
Total Offense	66-435	81-521
Punts-Avg.	4-45.8	3-26.3
Fumbles/Lost	0/0	0/0
Penalty-Yards	9-75	3-28
3rd Down Conv.	4-of-12	3-of-12
Time of Possession	26:56	33:04

RUSHING: (AU) - Artis-Payne 26-126 (2 TD), Louis 3-41, Grant 5-30, Marshall 7-18, Bray 1-5; (WIS) - Gordon 34-251 (3 TD), Clement 15-105, Doe 2-39, Rushing 1-16.

PASSING: (AU) - Marshall 15-22-0-27 (2 TD); (WIS) - Slave 14-27-3-121 (TD).

RECEIVING: (AU) - Bray 5-63, Coates 4-24, Davis 2-21, Louis 1-66 (TD), Uzomah 1-20 (TD), Artis-Payne 1-18, Ray 1-5, Marshall 1-(-1); (WIS) - Erickson 4-38, Arneson 2-33, Fumagalli 2-18, Clement 2-11 (TD), Gordon 2-2, Doe 1-10, Fredrick 1-9.

Attendance: 44,023

The Tigers led at the half, but Gordon carried four times for 55 yards, including the final 25, on the first series of the second half to tie Auburn at 14-all.

On fourth-and-1, Gordon broke loose for a 53-yard touchdown run to give Wisconsin a 21-17 lead with 20 seconds left in the third quarter.

But Auburn mixed it up on the Badgers from there, with Artis-Payne ripping off a 21-yard run, with Corey Grant doing the same, and with Marshall throwing a 21-yard touchdown pass to Uzomah for a 24-21 lead with 11:21 left in the fourth quarter.

Auburn regained the lead on a career-long 51-yard field goal by Daniel Carlson.

Wisconsin scored on its first series on a 7-yard pass from Joel Slave to Corey Clement, but the Tigers tied the game on a 2-yard touchdown run with 2:16 left in the first, and went ahead on a Marshall 66-yard TD pass to Ricardo Louis.

## 2015 Birmingham Bowl

**Auburn** 31  
**Memphis** 10

December 30, 2015  
Legion Field  
Birmingham, Alabama

Jeremy Johnson helped Auburn close its 2015 season in fine fashion when he came off the bench to lead the Tigers to a 31-10 victory over Memphis in the Birmingham Bowl.

Johnson threw the go-ahead touchdown pass in the third quarter, ran for another score early in the fourth and brought life to what had been a hard-fought game. It was 10-10 on a rainy day before the dramatics began in front of a Birmingham Bowl-record crowd of 59,430 in venerable Legion Field.

Auburn running back Jovon Robinson was named the game's MVP after rushing for 126 yards. The Tigers' defense turned in an MVP performance, too, holding previously-potent Memphis to 205 total yards.

Johnson's play, coupled with an Auburn defense that allowed just three points and Peyton Barber crossing the 1,000-yard rushing barrier for the season, allowed the Tigers to finish the season with a 7-6 record. Memphis finished at 9-4.

Johnson, subbing for starter Sean White, threw an 11-yard touch-

Auburn	10	0	7	14	—	31
Memphis	0	10	0	0	—	10

down pass to Jason Smith for the lead with 3:12 left in the third quarter. His 5-yard touchdown run on the first play of the fourth quarter made it 24-10. Barber's running allowed Auburn to have at least one 1,000-yard rusher in seven straight seasons.

	AU	MEM
First Downs	23	13
Rushing Att.-Yards	56-252	31-99
Passing Yards	150	106
Passing (C-A-I)	10-16-3	16-37-1
Total Offense	72-402	68-205
Punts-Avg.	3-39.7	6-47.2
Fumbles/Lost	0/0	1/0
Penalty-Yards	3-45	6-40
3rd Down Conv.	6-13	8-19
Time of Possession	34:17	25:43

RUSHING: (AU) - Robinson 27-126; Barber 12-41; Thomas 5-29; J. Johnson 3-26 (TD); K. Johnson 6-24 (TD); Smith 1-6; Louis 1-0; White 1-0; (MEM) Dorceus 11-48; Cooper 4-26; Craft 5-12; Henderson 2-10; Frazier 3-6; Lynch 5--1; Cross 1--2

PASSING: (AU) - White 8-13-2-102; J. Johnson 1-1-0-11 (TD); Phillips 1-1-0-37; Smith 0-1-1-0; (MEM) Lynch 16-27-1-106

RECEIVING: (AU) - Ray 2-50; Stevens 2-25; M. Davis 2-7; K. Johnson 1-37; Louis 1-17; Smith 1-11 (TD); Barber 1-3; (MEM) Frazier 4-47; Mayhue 4-26; Jones 3-16; Miller 3-10; Henderson 1-7; Cross 1-0

Attendance: 59,430

A fake punt set up a 20-yard Daniel Carlson field goal for Auburn's first score and Kerryon Johnson scored on an 8-yard run out of the wildcat formation for a 10-0 first quarter lead. Carlson's field goal was a record-setter. It gave him 23 on the season, a single-season Auburn record. Johnson's TD run came with 1:58 left in the first quarter. A Memphis field goal and a Reggie Ball 56-yard interception return tied things up in the second quarter. Blake Countess came through with another big play for Auburn, blocking a Jake Elliott field goal try with 5:55 left before halftime.



# Auburn Bowl History

## 2017 Allstate Sugar Bowl

**Auburn** 19  
**Oklahoma** 35

January 2, 2017  
Mercedes-Benz Superdome  
New Orleans, La.

Injuries and Oklahoma were too much for Auburn in the Sugar Bowl on Monday night.

Starting quarterback Sean White suffered a broken forearm on the first drive of the game and Oklahoma ran past the Tigers in the second half in a 35-19 victory in the Superdome.

Running back Kerryon Johnson threw a 1-yard touchdown pass to Jalen Harris on the last play of the game, but that was Auburn's first touchdown since the first series of the game.

It was the most points Auburn allowed this season, and not even a 103 rushing game by Auburn 1,000-yard rusher Kamryn Pettway could change that.

Oklahoma won its 10th straight game to finish 11-2.

Oklahoma quarterback Baker Mayfield, a Heisman Trophy finalist, simply kept playing, scrambling and throwing touchdown passes. He raised his season TD total to 40 against Auburn.

The first half was a game of starts and stops. There were 11 penalties in the first 20 minutes.

Auburn	7	6	0	6	—	19
Oklahoma	0	14	14	7	—	35

AU - Cox 3 yd run (Carlson kick), 1st, 9:04  
OU - Andrews 13 yd pass from Mayfield (Siebert kick), 2nd, 11:24  
AU - Carlson 49 yd field goal, 2nd, 7:16  
OU - Mixon 3 yd run (Siebert kick), 2nd, 3:37  
AU - Carlson 39 yd field goal, 2nd, 4:1  
OU - Westbrook 7 yd pass from Mayfield (Siebert kick), 3rd, 12:39  
OU - Mixon 4 yd run (Siebert kick), 3rd, 2:28  
OU - Perine 2 yd run (Siebert kick), 4th, 12:40  
AU - Harris 1 yd pass from K. Johnson, 4th, :00

	AU	OU
First Downs	22	28
Rushing Att.-Yards	46-185	43-228
Passing Yards	154	296
Passing (C-A-I)	13-27-1	19-28-0
Total Offense	73-339	71-524
Punts-Avg.	5-49.2	3-45.7
Fumbles/Lost	0/0	2/0
Penalty-Yards	6-63	10-100
3rd Down Conv.	5-of-15	5-of-10
Time of Possession	26:42	33:18

RUSHING: (AU) - Pettway 24-101, K. Johnson 9-33, Franklin 5-16, White 3-15, J. Johnson 1-10, Stove 2-8, Cox 1-3 (TD), R. Davis 1-(-1); (OU) - Mixon 19-91 (2 TD), Perine 17-86 (TD), Mayfield 4-34, Westbrook 3-17.

PASSING: (AU) - White 4-10-0-35, J. Johnson 5-9-1-93, Franklin 3-7-0-25, K. Johnson 1-1-0-1 (TD); (OU) - Mayfield 19-28-0-296 (2 TD).

RECEIVING: (AU) - Stove 4-39, Stevens 2-21, Slayton 1-56, K. Davis 1-13, Craig-Myers 1-12, K. Johnson 1-5, Truitt 1-4, Hastings 1-3, Harris 1-1 (TD); (OU) - Westbrook 6-59 (TD), Mixon 5-89, Andrews 3-69 (TD), Lewis 2-40, Mead 2-27, Basquine 1-13.

Attendance: 54,077

Auburn's offense looked good early, mixing things up, moving the ball smartly and scoring on its first drive of the game. Chandler Cox darted in from the 3 to give Auburn a 7-0 lead with 9:04 left in the first quarter.

Daniel Carlson had the next two scores of the first half, a 49-yard field goal to put Auburn up 10-7 with 7:16 left in the second quarter, and a 39-yard field goal about 6 ½ minutes later.

But Oklahoma hit halftime up 14-13 thanks to a 13-yard scoring pass from Baker Mayfield to Mark Andrews, then a 3-yard run by Joe Mixon. Oklahoma outscored Auburn 14-0 in the third quarter.

Then Samaje Perine scored on a 2-yard run to make it 35-13 with 12:40 left in the fourth quarter. Perine would go on to become the Sooners' all-time leading rusher in the fourth quarter, passing Billy Sims.

Oklahoma finished with 524 yards. Auburn had 339.

## 2018 Chick-fil-A Peach Bowl

**Auburn** 27  
**UCF** 34

January 1, 2018  
Mercedes-Benz Stadium  
Atlanta, Ga.

Auburn's bid to win 11 games came up short as the Tigers dropped a 34-27 decision to undefeated UCF in the Chick-fil-A Peach Bowl.

It was a game where Auburn never stopped fighting. After falling behind 13-6 in the first half, the Tigers scored two quick touchdowns in the second half to take back the lead. It began with a 72-yard kickoff return from Noah Igbinoghene that got the crowd at Mercedes-Benz Stadium back in it. Then two plays later, Jarrett Stidham connected with Will Hastings for 26 yards and a touchdown to tie the game. Hastings finished with six receptions for 117 yards, both career highs.

The next time Auburn got the ball, the offense went 82 yards on 10 plays and scored on a four-yard touchdown run from Kerryon Johnson. It was Johnson's 18th rushing score of the season and his 20th touchdown overall. Johnson, who finished with 71 yards rushing on 22 carries, passed Stacy Danley for 11th on Auburn's career rushing list.

UCF responded with back-to-back touchdowns, but Auburn defensive tackle Derrick Brown kept the Tigers in it when he blocked a 23-yard field goal to keep it a one-possession game with less than seven minutes remaining.

Auburn	3	3	14	7	—	27
UCF	0	13	7	14	—	34

AU - Carlson 25 yd field goal, 1st, 7:01  
UCF - Wright 33 yd field goal, 2nd, 11:11  
UCF - Milton 18 yd run (Wright kick), 2nd 8:51  
AU - Carlson 46 field goal, 2nd, 0:45  
UCF - Wright 45 yd field goal, 2nd, 0:00  
AU - Hastings 26 pass from Stidham (Carlson kick), 3rd, 14:05  
AU - Johnson 4 run (Carlson kick), 3rd, 7:55  
UCF - Anderson 12 yd pass from Milton (Wright kick), 3rd, 1:30  
UCF - Snelson 8 yd pass from Milton (Wright kick), 4th, 11:36  
UCF - Burkett 45 yd interception return (Wright kick), 4th, 5:56  
AU - Stove 7 yd run (Carlson kick), 4th, 4:12

	AU	UCF
First Downs	28	20
Rushing Att.-Yards	44-90	36-169
Passing Yards	331	242
Passing (C-A-I)	28-43-2	16-35-0
Total Offense	87-421	71-411
Punts-Avg.	5-39.2	5-40.2
Fumbles/Lost	1/1	2/1
Penalty-Yards	8-61	8-74
3rd Down Conv.	9-of-18	6-of-14
Time of Possession	34:15	25:45

RUSHING: (AU) - Johnson 22-71 (TD), Martin 6-24, Stove 3-23 (TD), Barrett 1-3, Stidham 12-25; (UCF) - Milton 13-116 (TD), Anderson 11-38, Killins 10-28.

PASSING: (AU) - Stidham 28-43-2-331 (TD); (UCF) - Milton 16-35-0-242 (2 TD).

RECEIVING: (AU) - R. Davis 8-47, Hastings 6-117 (TD), Slayton 5-69, Craig-Myers 3-54, Cox 2-23, McClain 1-10, Johnson 1-6, Barrett 1-4, Stove 1-1; (UCF) - Smith 5-89, Snelson 4-39 (TD), Akins 2-56, Davis 2-38, Anderson 2-17 (TD), Killins 1-3.

Attendance: 71,109

Even after Stidham threw an interception returned for a touchdown on the following drive, the sophomore QB responded with an impressive six-play, 89-yard drive that made it a one-possession game once again. Eli Stove capped the drive with a seven-yard TD run after Stidham completed three straight passes to Hastings for 61 yards. For the game, Stidham finished 28-43 for 331 yards.

Ultimately, Auburn's comeback bid fell short. The Tigers got down to the UCF 21 with a chance to tie the game, but Stidham's last-gasp attempt was intercepted in the end zone.

It was a disappointing end to a season that included 10 wins, wins over Alabama and Georgia, and a division title. It was also the final game for 19 seniors who left a mark both on and off the field during their time at Auburn.



# Auburn Bowl History

## 2018 Music City Bowl

**Auburn**  
**Purdue**

**63**  
**14**

**December 28, 2018**  
**Nissan Stadium**  
**Nashville, Tenn.**

Auburn won the coin toss, elected to receive and never looked back in a 63-14 win over Purdue in the Franklin American Mortgage Music City Bowl.

The 63 points is a new SEC record for points scored in a bowl game, and the Tigers set a bowl record with 56 of those 63 points in the first half. With Malzahn calling the plays for the first time all season, the offense scored touchdowns on all seven of its first-half drives and finished with 586 total yards.

Stidham completed 15 of 21 passes for 373 yards and a career-best five touchdown passes – which tied the Auburn single-game record. His first touchdown toss came on the third play of the game when he connected with running back JaTarvious Whitlow on a 66-yard touchdown pass to put Auburn on the board first. It was Whitlow who scored again on the next drive, plunging in from two yards out, and after a Javaris Davis interception, the freshman tacked on a third touchdown, a 1-yard run, in the first six minutes to give Auburn the early 21-0 lead.

After Whitlow scored his three TDs, it was Darius Slayton's turn to get into the act. The junior wide receiver caught a 74-yard touch-

Auburn	28	28	7	0	—	63
Purdue	7	0	7	0	—	14

AU - Whitlow 66 yd pass from Stidham (Carlson kick), 1st, 13:57  
 AU - Whitlow 2 yd run (Carlson kick), 1st, 8:18  
 AU - Whitlow 1 yd run (Carlson kick), 1st, 6:59  
 Purdue - R. Moore 7 yd run (Evans kick), 1st, 3:25  
 AU - Slayton 74 yd pass from Stidham (Carlson kick), 1st, 2:48  
 AU - Slayton 52 yd pass from Stidham (Carlson kick), 2nd, 12:54  
 AU - Bryant 20 yd INT return (Carlson kick), 2nd, 12:29  
 AU - Schwartz 6 yd run (Carlson kick), 2nd, 5:36  
 AU - Slayton 34 yd pass from Stidham (Carlson kick), 2nd, 2:01  
 AU - R. Davis 5 yd pass from Stidham (Carlson kick), 3rd, 7:16  
 Purdue - Blough 22 yd run (Evans kick), 3rd, 5:29

	AU	Purdue
First Downs	24	17
Rushing Att.-Yards	52-208	27-79
Passing Yards	378	184
Passing (C-A-I)	16-23-0	22-38-2
Total Offense	75-586	65-263
Punts-Avg.	1-49.0	6-38.2
Fumbles/Lost	0/0	0/0
Penalty-Yards	3-35	6-60
3rd Down Conv.	7-of-14	5-of-13
Time of Possession	34:11	25:49

**RUSHING:** (AU) -K. Martin 11-58, Willis 3-52, Shivers 11-33, Gatewood 3-28, Schwartz 4-12 (TD), Whitlow 7-10 (2 TD), Tolbert 6-9, Stidham 1-6, Miller 2-4, Hill 1-(-1), TEAM 3-(-3); (Purdue)- Purdue - M. Jones 10-35, Blough 7-19 (TD), Knox 7-15, R.Moore 3-10 (TD)

**PASSING:** (AU) -Stidham 15-21-0-373 (5 TD), Gatewood 0-1-0-0, Willis 1-1-0-5; (Purdue)- Blough 22-37-2-184, R. Moore 0-1-0-0

**RECEIVING:** (AU) - , R. Davis 5-23 (TD), Slayton 3-160 (3 TD), Schwartz 3-50, S. Williams 2-55, Whitlow 1-66 (TD), Cannella 1-16, King 1-8; (Purdue) - R. Moore 11-94, Zico 3-31, M. Jones 3-23, Herdman 3-17, Hopkins 2-19

Attendance: 59,024

down pass at the end of the first quarter and then scored on a 52-yard pass the very next drive to make it 35-7. He later added a third touchdown reception in the first half, hauling in a 34-yard reception over the top of a Purdue defender.

With 160 yards receiving on the day, Slayton posted the third 100-yard receiving game of his career. Fellow wide receiver Anthony Schwartz added a 6-yard touchdown run in the first half.

The other first-half TD came courtesy of the defense when Big Kat Bryant returned an interception 20 yards to the end zone on a ball that was deflected at the line of scrimmage by Tyrone Truesdell. It was Bryant's first career interception and score.

Not to be outdone by the offense, Auburn's defense held a high-octane Purdue to 14 points and 263 total yards. The Tigers finished with seven TFL and three sacks, including a sack from senior LB Deshaun Davis, who led the way with nine tackles. Auburn scored another touchdown on its opening drive of the second half as the Tigers

went 78 yards on 12 plays and found the end zone on a 5-yard pass to Ryan Davis, the first touchdown catch of the season for the senior.

# Auburn In The NFL

ADAMS, Darvin, WR - Carolina Panthers (2011)  
**ADAMS, Montravius, DT - Green Bay Packers (2017-19)**  
AGEE, Tommie, FB - Seattle Seahawks (1988), Kansas City Chiefs (1989), Dallas Cowboys (1990-94)  
ALFORD, Mike, C - St. Louis Cardinals (1965), Detroit Lions (1966)  
ANDERSON, Willie, T - Cincinnati Bengals (1996-2007), Baltimore Ravens (2008)  
ANDREWS, William, RB - Atlanta Falcons (1979-83, 1986)  
ARIAIL, David 'Gump,' E - Brooklyn Dodgers (1934), Cincinnati Reds (1934)  
AROMASHODU, Devin, WR - Indianapolis Colts (2006-07), Chicago Bears (2008-10), Minnesota Vikings (2011-12)  
**ARTIS-PAYNE, Cameron, RB - Carolina Panthers (2015-19)**  
ATKINS, Billy, DB - San Francisco 49ers (1958-59), Buffalo Bills (1960-61, 63), New York Titans/Jets (1962-63), Denver Broncos (1964)  
ATKINS, George, G - Detroit Lions (1955)  
AUGHTMAN, Dowe, DT - Dallas Cowboys (1984)

BAILEY, Karsten, WR - Seattle Seahawks (1999-00), Green Bay Packers (2002-03)  
BAILEY, Thomas, WR - Cincinnati Bengals (1995)  
BAKER, Robert, WR - Miami Dolphins (1999-03)  
BANKS, Tom, C - St. Louis Cardinals (1971-80)  
**BARBER, Peyton, RB - Tampa Bay Buccaneers (2016-19)**  
BARLOW, Corey, CB - Philadelphia Eagles (1993)  
**BATES, Daren, LB - St. Louis Rams (2013-15), Oakland Raiders (2016); Tennessee Titans (2017-19)**  
BAXTER, Fred, TE - New York Jets (1993-00), Chicago Bears (2001-02), New England Patriots (2002-03), Washington Redskins (2004)  
BEASLEY, Fred, RB - San Francisco 49ers (1998-05),  
BEASLEY, Terry, WR - San Francisco 49ers (1972, 74-75)  
BEAUFORD, Clayton, WR - Cleveland Browns (1987)  
BERNICH, Ken, LB - New York Jets (1975)  
BEVERLY, David, P - Houston Oilers (1974-75), Green Bay Packers (1975-80)  
BILLINGS, Montez, WR - New Orleans Saints (2010)  
BIRONAS, Rob, K - Tennessee Titans (2005-13)  
**BLACKSON, Angelo, DL - Tennessee Titans (2015-16), Houston Texans (2017-19)**  
BLAKE, Emory, WR - St. Louis Rams (2013-14)  
BLUE, Forrest, C - San Francisco 49ers (1968-74), Baltimore Colts (1975-78)  
BOLTON, Scott, WR - Green Bay Packers (1988)  
BOOKER, Dante, DT - Indianapolis Colts (2003)  
BOSTIC, James, RB - Philadelphia Eagles (1998-99)  
BRACKETT, M.L., G - Chicago Bears (1956-57), New York Giants (1958)  
BRAY, Quan, WR - Indianapolis Colts (2015-17)  
BROCK, Eric, DB - Atlanta Falcons (2008)  
BROOKS, James, RB - San Diego Chargers (1981-83), Cincinnati Bengals (1984-91), Cleveland Browns (1992), Tampa Bay Buccaneers (1992)  
BROWN, Mark, LB - New York Jets (2003-05)  
BROWN, Ronnie, RB - Miami Dolphins (2005-10), Philadelphia Eagles (2011), San Diego Chargers (2012-13), Houston Texans (2014)  
BRUCE, Aundray, LB - Atlanta Falcons (1988-91), LA/Oakland Raiders (1992-98)  
BULGER, Chester, T - Chicago Cardinals (1942-43, 45-49), Pittsburgh Steelers (1944), Detroit Lions (1950)  
BURKETT, Jackie, LB - Baltimore Colts (1961-66), New Orleans Saints (1967, 70), Dallas Cowboys (1968-69)  
BURSON, Jimmy, DB - St. Louis Cardinals (1963-67), Atlanta Falcons (1968)  
BYNES, Josh, LB - Baltimore Ravens (2011-14); Detroit Lions (2014-16); Arizona Cardinals (2017-18)

CAMPBELL, Jason, QB - Washington Redskins (2005-09), Oakland Raiders (2010-11), Chicago Bears (2012), Cleveland Browns (2013), Cincinnati Bengals (2014)  
**CARLSON, Daniel, K - Minnesota Vikings (2018), Oakland Raiders (2018-19)**  
CARR, Gregg, LB - Pittsburgh Steelers (1985-88)  
CARSON, Leonardo, DT - San Diego Chargers (2000-03), Dallas Cowboys (2003-04)  
CARTER, Tim, WR - New York Giants (2002-06), Cleveland Browns (2007), St. Louis Rams (2009)  
CHEATHAM, Lloyd, QB - Chicago Cardinals (1942)  
CHEEK, Richard, G - Buffalo Bills (1970)  
CHILDRESS, Joe, RB - Chicago/St. Louis Cardinals (1956-60, 62-65)  
CLANTON, Chuck, DB - Green Bay Packers (1985)  
CLAYTON, Zach, DT - Tennessee Titans (2011-12)  
COATES, Sammie, WR - Pittsburgh Steelers (2015-16), Cleveland Browns (2017), Houston Texans (2018)

COCHRAN, Tom 'Bull,' B - Washington Redskins (1949)  
CODY, Bill, LB - Detroit Lions (1966), New Orleans Saints (1967-70), Philadelphia Eagles (1972)  
COLBERT, Lewis, P - Kansas City Chiefs (1986-87), San Diego Chargers (1989)  
COLEMAN, Antonio, LB - Buffalo Bills (2010-11), Arizona Cardinals (2012)  
**COLEMAN, Shon, OL - Cleveland Browns (2016-18), San Francisco 49ers (2018-19)**  
COUNTESS, Blake, DB - Los Angeles Rams (2016-18)  
**COX, Chandler, RB - Miami Dolphins (2019)**  
CRAIG, Dameyune, QB - Carolina Panthers (1998-01), Washington Redskins (2002)  
CREMER, Ted, E - Detroit Lions (1946-48), Green Bay Packers (1948)  
CRIBBS, Joe, RB - Buffalo Bills (1980-83, 85), San Francisco 49ers (1986-87), Indianapolis Colts (1988), Miami Dolphins (1988)  
CRITTENDEN, Monreko, T - Baltimore Ravens (2004)  
CURRY, DeMarcus, T - Tampa Bay Buccaneers (2000-01)

D'AGOSTINO, Frank, G - Philadelphia Eagles (1956), New York Jets (1960)  
DANJEAN, Ernie, LB - Green Bay Packers (1957)  
DANSBY, Karlos, LB - Arizona Cardinals (2004-09), Miami Dolphins (2010-12), Arizona Cardinals (2013), Cleveland Browns (2014-15), Cincinnati Bengals (2016); Arizona Cardinals (2017)  
**DAVIS, Carlton, DB - Tampa Bay Buccaneers (2018-19)**  
DAVIS, Chris, DB - San Diego Chargers (2014), San Francisco 49ers (2015-16)  
**DAVIS, Deshaun, LB - Cincinnati Bengals (2019)**  
**DAVIS, Ryan, WR - New England Patriots (2019)**  
DAVIS, Stephen, RB - Washington Redskins (1996-02), Carolina Panthers (2003-05), St. Louis Rams (2006)  
DAVIS, Tristan, RB - Miami Dolphins (2010), Washington Redskins (2011-13)  
DEAL, Rufus, B - Washington Redskins (1942)  
**DEAN, Jamel, DB - Tampa Bay Buccaneers (2019)**  
DEL GRECO, Al, K - Green Bay Packers (1984-87), St. Louis/Phoenix Cardinals (1987-90), Houston/Tennessee Oilers/Titans (1991-00)  
DIAMOND, Lorenzo, TE - Arizona Cardinals (2003-04)  
DUCKWORTH, TIM, G - New Orleans Saints (2007, 2009-10)  
DUCOTE, R.J., RB - Cleveland Tigers (1920)  
DUNLAP, King, OT - Philadelphia Eagles (2008-12), San Diego Chargers (2013-16)  
DUNN, Casey, OL - Washington Redskins (2018)

EDWARDS, Dave, LB - Dallas Cowboys (1963-75)  
EVANS, Heath, FB - Seattle Seahawks (2001-04), Miami Dolphins (2005), New England Patriots (2006-08), New Orleans Saints (2009-10)

FAIRLEY, Nick, DT - Detroit Lions (2011-14); St. Louis Rams (2015), New Orleans Saints (2016-17)  
FANNIN, Mario, RB - Denver Broncos (2011-12)  
FLOYD, Eric, OL - San Diego Chargers (1990-91), Philadelphia Eagles (1992-93), Arizona Cardinals (1995)  
**FORD, Dee, DE - Kansas City Chiefs (2014-18), San Francisco 49ers (2019)**  
**FORD, Johnathan "Rudy", DB - Arizona Cardinals (2017-19)**  
FRANKLIN, Byron, WR - Buffalo Bills (1981, 83-84), Seattle Seahawks (1985-87)  
**FRANKLIN, John III, WR/DB - Chicago Bears (2018-19)**  
FRAZIER, Wayne, C - San Diego Chargers (1962), Houston Oilers (1965), Kansas City (1966-67), Buffalo Bills (1967)  
FREDERICKSON, Tucker, FB - New York Giants (1965, '67-71)  
FREEMAN, Bobby, B - Cleveland Browns (1957-58), Green Bay Packers (1959), Philadelphia Eagles (1960-61), Washington Redskins (1962)  
FULLER, Mike, S - San Diego Chargers (1975-80), Cincinnati Bengals (1981-82)  
FULLWOOD, Brent, RB - Green Bay Packers (1987-90), Cleveland Browns (1990)

GANDY, Wayne, OT - Los Angeles/St. Louis Rams (1994-98), Pittsburgh Steelers (1999-02), New Orleans Saints (2003-05), Atlanta Falcons (2006-08)  
GATSKI, Frank, C - Cleveland Browns (1946-56), Detroit Lions (1957)  
GHERSANICH, Vernon, G - Chicago Cardinals (1943)  
GOFF, Robert, DT - Tampa Bay Buccaneers (1988-89), New Orleans Saints (1990-95), Minnesota Vikings (1996)  
GOODSON, Tyrone, WR - Green Bay Packers (1999-2000), Washington Redskins (2001)  
**GRANT, Corey, RB - Jacksonville Jaguars (2015-18), Green Bay Packers (2019)**  
GRAY, Chris, G - Miami Dolphins (1993-96), Chicago Bears (1997), Seattle Seahawks (1998-2007)

# Auburn In The NFL

GREEN, Tyronne, OG - San Diego Chargers (2009-12), New England Patriots (2013), Dallas Cowboys (2014), Carolina Panthers (2015)  
GREENE, A.J., OT - Chicago Bears (2012)  
GREENE, Kevin, LB - Los Angeles Rams (1985-92), Pittsburgh Steelers (1993-95), Carolina Panthers (1996, 1998-99), San Francisco 49ers (1997)  
GROSS, Andy, G - New York Giants (1967-68)  
GROSS, George, DT - San Diego Chargers (1963-67)  
GROSS, Lee, C - New Orleans Saints (1975-77), Baltimore Colts (1979)  
GROVES, Quentin, DE - Jacksonville Jaguars (2008-09), Oakland Raiders (2010-11), Arizona Cardinals (2012), Cleveland Browns (2013-14), Houston Texans (2014), Tennessee Titans (2014-15)  
GRUBBS, Ben, G - Baltimore Ravens (2007-11), New Orleans Saints (2012-14), Kansas City Chiefs (2015)  
GUNN, Marquies, DE - New York Giants (2007)

HARRIS, Anthony, LB - Miami Dolphins (1996-99)  
HARRIS, Bob, LB - St. Louis Cardinals (1983-85), Kansas City Chiefs (1987)  
**HARRIS, Josh, LS - Atlanta Falcons (2012-19)**  
HARRISON, Max, E - New York Giants (1940)  
HERRING, Hal, LB - Cleveland Browns (1950-52)  
HERRING, Will, LB - Seattle Seahawks (2007-10), New Orleans Saints (2011-13), St. Louis Rams (2014-15)  
HILL, Dave, OT - Kansas City Chiefs (1963-74)  
HILL, Forrest, LS - Indianapolis Colts (2016)  
HILL, Nate, DE - Green Bay Packers (1988), Miami Dolphins (1988)  
HOBBS, Kevin, DB - Seattle Seahawks (2007-08), Detroit Lions (2009), Miami Dolphins (2010)  
**HOLLAND, Jeff, DE - Denver Broncos (2018), Arizona Cardinals (2019)**  
HOLMES, Jaret, PK - Chicago Bears (1999), New York Giants (2000), Jacksonville Jaguars (2001)  
**HOLSEY, Joshua, DB - Washington Redskins (2017-18), Oakland Raiders (2019)**  
HOOD, Roderick, DB - Philadelphia Eagles (2003-06), Arizona Cardinals (2007-08), Tennessee Titans (2009-10)  
HUDSON, John, G - Philadelphia Eagles (1991-95), New York Jets (1996-99), Baltimore Ravens (2000)  
HUMPHREY, Donnie, DE - Green Bay Packers (1984-86)  
HUNT, Bobby, DB - Kansas City Chiefs (1963-67), Cincinnati Bengals (1968-69)  
HURSTON, Chuck, DE - Kansas City Chiefs (1965-70), Buffalo Bills (1971)  
HYATT, Fred, WR - St. Louis Cardinals (1968-72), New Orleans Saints (1973), Washington Redskins (1973)

IRONS, David, CB - Atlanta Falcons (2007-08)  
IRONS, Kenny, RB - Cincinnati Bengals (2007)

JACKSON, Bo, RB - Los Angeles Raiders (1987-90)  
JACKSON, Calvin, DB - Miami Dolphins (1994-99)  
JACKSON, Jeff, LB - Atlanta Falcons (1984-85), San Diego Chargers (1987-88)  
JACKSON, TJ, NG - Atlanta Falcons (2006-07), Kansas City Chiefs (2008)  
JACOBS, Brandon, RB - New York Giants (2005-11, 2013), San Francisco 49ers (2012)  
JAMES, Jenó, G - Carolina Panthers (2000-03), Miami Dolphins (2005-06)  
JAMES, Lionel, RB - San Diego Chargers (1984-88)  
JESSIE, Tim, RB - Washington Redskins (1987)  
JOHNSON, Chuckie, DT - Phoenix Cardinals (1993)  
**JOHNSON, Kerryon, RB - Detroit Lions (2018-19)**  
JOHNSON, Robert, TE - Chicago Bears (2003), Washington Redskins (2005)  
JOHNSON, Rudi, RB - Cincinnati Bengals (2001-07), Detroit Lions (2008)  
JOHNSON, Spencer, DT - Minnesota Vikings (2005-07), Buffalo Bills (2008-12)  
**JONES, Jonathon, DB - New England Patriots (2016-19)**  
JORDAN, David, G - New York Giants (1984-85), Tampa Bay Buccaneers (1987)  
JOSEPH, James, RB - Philadelphia Eagles (1991-94), Cincinnati Bengals (1995)

KILGORE, Jon, P - Los Angeles Rams (1965-67), Chicago Bears (1968), San Francisco 49ers (1969)  
**KING, Brandon, DB - New England Patriots (2015-19)**  
KING, David, DB - San Diego Chargers (1985), Green Bay Packers (1987)  
KING, Ed, G - Cleveland Browns (1991-93), New Orleans Saints (1995-97)  
KOLEN, Mike, LB - Miami Dolphins (1970-77)

LAMBERT, DeVonte, DL - Tampa Bay Buccaneers (2016-17)  
LANDRUM, Chris, LB - San Diego/Los Angeles Chargers (2016, 2018)  
**LAWRENCE, Devaroe, DT - New Orleans Saints (2017), Cleveland Browns (2018-19)**  
**LAWSON, Carl, DE - Cincinnati Bengals (2017-19)**  
LEE, Patrick, CB - Green Bay Packers (2008-11), Oakland Raiders (2012), Detroit Lions (2012)  
LEMONIER, Corey, LB - San Francisco 49ers (2013-16), Cleveland Browns (2016), New York Jets (2016)  
LINCOLN, Alex, LB - San Francisco 49ers (2001-02)  
**LOUIS, Ricardo, WR - Cleveland Browns (2016-18), Miami Dolphins (2019)**

MARKS, Sen'Derrick, DT - Tennessee Titans (2009-12), Jacksonville Jaguars (2013-16)  
MARSHALL, Nick, DB - Jacksonville Jaguars (2015), New York Jets (2016)  
MARTIN, Chris, LB - New Orleans Saints (1983), Minnesota Vikings (1984-88), Kansas City Chiefs (1988-92), Los Angeles Rams (1993-94)  
MASON, Tre, RB - St. Louis/Los Angeles Rams (2014-16)  
**MATTHEWS, Tray, DB - Minnesota Vikings (2018), Indianapolis Colts (2018), Green Bay Packers (2019)**  
McCALEBB, Onterio, DB - Cincinnati Bengals (2013-14)  
McCALL, Reese, TE - Baltimore Colts (1978-82), Detroit Lions (1983-85)  
McCLOVER, Stanley, DE - Carolina Panthers (2006-07), Houston Texas (2008)  
McFADDEN, Walter, DB - Oakland Raiders (2010)  
McGEE, Dell, DB - Arizona Cardinals (1998)  
McGEEVER, John, DB - Denver Broncos (1962-65), Miami Dolphins (1966)  
McINTYRE, Jeris, WR - Kansas City Chiefs (2004-05)  
McINTYRE, Secdrick, RB - Atlanta Falcons (1977)  
**McKINZY, Cassanova, LB - Los Angeles Rams (2016), Washington Redskins (2018-19)**  
McLEOD, Kevin, RB - Tampa Bay Buccaneers (1999), Green Bay Packers (2002), Cleveland Browns (2002)  
McNEILL, Marcus, OT - San Diego Chargers (2006-11)  
MEEKS, Bob, C - Denver Broncos (1993)  
MIDDLETON, Dave, E - Detroit Lions (1955-60), Minnesota Vikings (1961)  
MIDDLETON, Ron, TE - Atlanta Falcons (1986-87), Washington Redskins (1988, 90-93), Cleveland Browns (1989), Los Angeles Rams (1994), San Diego Chargers (1995)  
MILLER, Pat, OL - San Francisco 49ers (2015), Jacksonville Jaguars (2016)  
MILLS, Javor, DE - Jacksonville Jaguars (2002-03), Indianapolis Colts (2005)  
**MINCY, Jonathon, DB - Atlanta Falcons (2015), Chicago Bears (2018-19)**  
MITCHELL, Alvin, FB - Tampa Bay Buccaneers (1989)  
MIX, Anthony, WR - New York Giants (2006-07), Washington Redskins (2007)  
MOORE, Alton, DE - Arizona Cardinals (2002-03)  
MORROW, Harold, RB - Minnesota Vikings (1996-02), Baltimore Ravens (2003-04), Arizona Cardinals (2005)  
MOSLEY, Brandon, OT - New York Giants (2012-14)

NELSON, Edmund, DE - Pittsburgh Steelers (1982-87), New England (1988)  
**NEWTON, Cam, QB - Carolina Panthers (2011-19)**  
NOWLAND, Ben, C - Washington Redskins (2004-05)  
NUGENT, Dan, G - Washington Redskins (1976-78, 80)

OBOMANU, Ben, WR - Seattle Seahawks (2006-12), New York Jets (2013)  
O'DONOGHUE, Neil, K - Buffalo Bills (1977), Tampa Bay Buccaneers (1978-79), St. Louis Cardinals (1980-85)  
OGLETREE, Craig, LB - Cincinnati Bengals (1990)

PALMER, Jonathan, G - Oakland Raiders (2007), Arizona Cardinals (2010)  
**PARKEY, Cody, PK - Philadelphia Eagles (2014-15), Cleveland Browns (2016), Miami Dolphins (2017), Chicago Bears (2018)**  
PARKS, Jeff, TE - Houston Oilers (1986-87), Tampa Bay Buccaneers (1988)  
PEOPLES, George, RB - Dallas Cowboys (1982), New England Patriots (1983), Tampa Bay Buccaneers (1984-85)  
PHILLIPS, Jim, E - Los Angeles Rams (1958-64), Minnesota Vikings (1965-67)  
PORTER, Kevin, S - Kansas City Chiefs (1988-1992), New York Jets (1992)  
POUNDS, Tavarreus, LB - Carolina Panthers (2002)



# Auburn In The NFL

POWERS, Jerraud, CB - Indianapolis Colts (2009-12), Arizona Cardinals (2013-15), Baltimore Ravens (2016)  
PRICE, Jim, LB - New York Jets (1963), Denver Broncos (1964)  
PROSCH, Jay, FB - Houston Texans (2014-18)  
PUCILLO, Mike, G - Buffalo Bills (2002-04), Cleveland Browns (2005), Washington Redskins (2006-07)

---

RATLIFF, Jeremiah "Jay", NT - Dallas Cowboys (2005-13), Chicago Bears (2013-15)  
REDMON, Anthony, G - Arizona Cardinals (1994-97), Carolina Panthers (1998-99), Atlanta Falcons (2000)  
REED, Trovon, DB - San Diego/Los Angeles Chargers (2016), Seattle Seahawks (2018)  
REESE, Quinton, DE - San Diego Chargers (2000)  
REEVES, Walter, TE - Phoenix Cardinals (1989-93), Cleveland Browns (1994-95) San Diego Chargers (1996)  
RICE, Ken, G - Buffalo Bills (1961, 63), Oakland Raiders (1964-65), Miami Dolphins (1966-67)  
RICHARDSON, Tony, RB - Kansas City Chiefs (1995-05), Minnesota Vikings (2006-07), New York Jets (2008-10)  
RILEY, Victor, OT - Kansas City Chiefs (1998-01), New Orleans Saints (2002-04), Houston Texans (2005)  
ROBINSON, Gerald, DE - Minnesota Vikings (1986-87), San Diego Chargers (1989-90), Los Angeles Rams (1991-94)  
**ROBINSON, Greg, OL - St. Louis/Los Angeles Rams (2014-16), Detroit Lions (2017), Cleveland Browns (2018-19)**  
ROBINSON, Travaris, DB - Atlanta Falcons (2003), Tampa Bay Buccaneers (2003)  
ROCKER, David, DT - Los Angeles Rams (1991-94)  
ROCKER, Tracy, DT - Washington Redskins (1989-90)  
ROGERS, Carlos, DB - Washington Redskins (2005-10), San Francisco 49ers (2011-13), Oakland Raiders (2014)  
ROGERS, Lamar, DE - Cincinnati Bengals (1991-92)  
ROLAND, Benji, DE - Tampa Bay Buccaneers (1990)  
ROSE, George, DB - Minnesota Vikings (1964-66), New Orleans Saints (1967)  
ROTON, Herbert, E - Philadelphia Eagles (1937)  
RUSSELL, Bo, T - Washington Redskins (1939-40)  
**RUSSELL, Dontavious, DL - Jacksonville Jaguars (2019)**

---

SANDERS, Frank, WR - Arizona Cardinals (1995-02), Baltimore Ravens (2003)  
SEARS, Colin, OT - Dallas Cowboys (2001)  
SELBY, Rob, OL - Philadelphia Eagles (1991-94), Arizona Cardinals (1995-97)  
SHELLING, Chris, DB - Cincinnati Bengals (1995-96), Atlanta Falcons (1997)  
SIDLE, Jimmy, TE/RB - Atlanta Falcons (1966)  
SIMMONS, Kendall, G - Pittsburgh Steelers (2002-08)  
SIMPSON, Howard, OT - Minnesota Vikings (1964)  
SIMS, Pat, DT - Cincinnati Bengals (2008-12), Oakland Raiders (2013-14), Cincinnati Bengals (2015-17)  
SIVELL, Jim, G - Brooklyn Dodgers (1938-44), New York Giants (1944-45)  
**SLADE, Chad, OL - Houston Texans (2015-18), New York Giants (2019)**  
**SLAYTON, Darius, WR - New York Giants (2019)**  
**SMITH, Braden, OL - Indianapolis Colts (2018-19)**  
SMITH, Brian, LB - Los Angeles Rams (1989-90)  
SMITH, Doug, DT - Houston Oilers (1985-92)  
SMITH, Mark, DL - Arizona Cardinals (1997-00), Cleveland Browns (2001-02)  
SMITH, Zeke, LB/G - Baltimore Colts (1960), New York Giants (1961)  
SPIKES, Takeo, LB - Cincinnati Bengals (1998-02), Buffalo Bills (2003-06), Philadelphia Eagles (2007), San Francisco 49ers (2008-10), San Diego Chargers (2011-12)  
STALLWORTH, Ron, DE - New York Jets (1989-90)  
STEWART, Curtis, RB - Dallas Cowboys (1989)  
**STIDHAM, Jarrett, QB - New England Patriots (2019)**  
SULLIVAN, Pat, QB - Atlanta Falcons (1972-75)  
SUTTON, Mickey, S - Houston Oilers (1966)  
SUTTON, Ricky, DL - Pittsburgh Steelers (1993)

---

TAMBURELLO, Ben, C/G - Philadelphia Eagles (1987-90)  
TATE, Ben, RB - Houston Texans (2010-13), Cleveland Browns (2014), Pittsburgh Steelers (2015)  
TAYLOR, Courtney, WR - Seattle Seahawks (2007-08)  
TAYLOR, Erquiet, G - Staten Island Stapletons (1931)  
TAYLOR, Ryan, LB - Cleveland Browns (2000)

THEREZIE, Robenson, DB - Atlanta Falcons (2015-16), New Orleans Saints (2016), Cincinnati Bengals (2017)  
THOMAS, Ben, DE - New England Patriots (1985-86), Green Bay Packers (1986), Pittsburgh Steelers (1988), Atlanta Falcons (1989), Los Angeles Rams (1991)  
THOMAS, Dontarrious, LB - Minnesota Vikings (2004-08)  
THOMAS, Roc, RB - Minnesota Vikings (2018)  
THORNTON, Jack, LB - Miami Dolphins (1966)  
**THORPE, Neiko, DB - Kansas City Chiefs (2012-13), Oakland Raiders (2014-15), Seattle Seahawks (2016-19)**  
TIDWELL, Travis, QB - New York Giants (1950-51)  
TILLMAN, Lawyer, WR/TE - Cleveland Browns (1989, 92-93), Carolina Panthers (1995)  
TORBOR, Reggie, DE - New York Giants (2004-07), Miami Dolphins (2008-10), Buffalo Bills (2011)

---

UECKER, Keith, OT - Denver Broncos (1982-83), Green Bay Packers (1984-85, 87-88, 90-91)  
**UZOMAH, C.J., TE - Cincinnati Bengals (2015-19)**

---

WALKER, Gary, DE - Houston/Tenn. Oilers/Titans (1995-98), Jacksonville Jaguars (1999-01), Houston Texans (2002-05)  
WALLACE, Cooper, TE - Tennessee Titans (2006)  
WALLACE, Steve, OT - San Francisco 49ers (1986-96), Kansas City Chiefs (1997)  
WARREN, Frank, NT - New Orleans Saints (1981-89, '91-94)  
WASHINGTON, Marcus, LB - Indianapolis Colts (2000-03), Washington Redskins (2004-08)  
WEST, Ed, TE - Green Bay Packers (1984-94), Philadelphia Eagles (1995-96), Atlanta Falcons (1997)  
**WESTERMAN, Christian, OL - Cincinnati Bengals (2016-19)**  
WHITE, Stan, QB - New York Giants (1994-97)  
**WHITEHEAD, Jermaine, DB - San Francisco 49ers (2015), Baltimore Ravens (2015), Green Bay Packers (2016-18), Cleveland Browns (2019)**  
WHITEHEAD, Willie, DE - New Orleans Saints (1999-06)  
WILHITE, Jonathan, DB - New England Patriots (2008-10), Denver Broncos (2011), Chicago Bears (2012)  
**WILLIAMS, Andrew, DL - Jacksonville Jaguars (2019)**  
WILLIAMS, Carnell, RB - Tampa Bay Buccaneers (2005-10), St. Louis Rams (2011)  
**WILLIAMS, Darrell, LB - Washington Redskins (2019)**  
**WILLIAMS, D'haqille, WR - Buffalo Bills (2019)**  
WILLIAMS, Gerald, DE - Pittsburgh Steelers (1986-94), Carolina Panthers (1995-97), Green Bay Packers (1997)  
WILLIAMS, Tex, G - Philadelphia Eagles (1942)  
WILLIAMS, Travis, LB - Atlanta Falcons (2006-07)  
WILLINGHAM, Larry, DB - St. Louis Cardinals (1971-72)  
WILLIS, Chester, RB - Oakland/Los Angeles Raiders (1981-84)  
WILLIS, Horace, DB - Minnesota Vikings (2003-04)  
WILLIS, James, LB - Green Bay Packers (1993-94), Philadelphia Eagles (1995-98)  
WILSON, Jerry, E - Philadelphia Eagles (1959-60), San Francisco 49ers (1960)  
WOOD, Dick, QB - San Diego Chargers (1962), Denver Broncos (1962), New York Jets (1963-64), Oakland Raiders (1965), Miami Dolphins (1966)  
WOODS, Chris, WR - Los Angeles Raiders (1987-88), Denver Broncos (1989)  
WRIGHT, Alexander, WR - Dallas Cowboys (1990-92), Los Angeles Raiders (1992-94), St. Louis Rams (1995-96)  
**WRIGHT, Gabe, DL - Detroit Lions (2015-16), Cleveland Browns (2016), Miami Dolphins (2017), Oakland Raiders (2018-19)**

---

YOUNG, Avery, OL - New Orleans Saints (2016)

---

ZOFKO, Mickey, RB - Detroit Lions (1971-74), New York Giants (1974)  
ZIEMBA, Lee, OT - Carolina Panthers (2011-12), Indianapolis Colts (2012)

**Bold** - On roster as of August 15, 2019



# Auburn In The NFL Draft

Year	Rnd	Pick	Name, Pos.	Team	Year	Rnd	Pick	Name, Pos.	Team
1937	4	31	Walt Gilbert, B	Philadelphia Eagles		12	144	Dick Wood, QB	Baltimore Colts
	8	76	Joel Eaves, E	Boston Braves		15	180	Ted Foret, T	Baltimore Colts
1938	8	83	Jim Sivell, G	Brooklyn Dodgers		16	182	Ken Paduch, T	Philadelphia Eagles
1939	6	68	Bo Russell, T	Washington Redskins		19	220	Bobby Lauder, B	Washington Redskins
1940	20	184	Milt Howell, G	Brooklyn Dodgers		25	290	Jim Jeffery, T	Chicago Cardinals
	21	191	Malvern Morgan, C	Detroit Lions		28	326	Leo Sexton, E	Philadelphia Eagles
1941	14	129	Lloyd Cheatham, B	Brooklyn Dodgers	1960	9	107	Bob Wasden, C/LB	San Francisco 49ers
	17	158	Dick McGowan, B	Brooklyn Dodgers	1961	1	8	Ken Rice, T	St. Louis Cardinals
1942	2	14	Lloyd Cheatham, B	Chicago Cardinals		3	31	Billy Wilson, T	St. Louis Cardinals
	2	21	Rufus Deal, B	Washington Redskins		5	62	Ed Dyas, B	Baltimore Colts
1943	3	17	Monk Gafford, B	Philadelphia Eagles		16	216	Wayne Frazier, C	Chicago Bears
	6	46	Jim Reynolds, B	New York Giants		16	224	G.W. Clapp, G	Philadelphia Eagles
1944	9	87	Tex Warrington, C	Boston Yanks	1962	6	83	John McGeever, HB	Philadelphia Eagles
	17	187	Aubrey Clayton, B	Cleveland Rams		8	103	George Gross, T	St. Louis Cardinals
	23	240	Jim Pharr, C	Cleveland Rams		13	173	Dave Woodward, T	Pittsburgh Steelers
1945	9	84	Curt Kuykendall, B	Washington Redskins	1963	3	34	Jim Price, LB	Dallas Cowboys
	19	193	Jim Bradshaw, C	Washington Redskins		5	62	Dave Hill, T	New York Giants
	23	231	Everett Hartwell, E	Pittsburgh Steelers		11	142	Jim Burson, B	St. Louis Cardinals
1946	6	47	Joe Eddins, G	Detroit Lions		20	268	Mailon Kent, B	Minnesota Vikings
	10	84	Bill Harris, C	Chicago Bears		20	274	Joe Baughan, T	Washington Redskins
	14	127	Ty Irby, B	Detroit Lions	1964	3	34	George Rose, HB	Minnesota Vikings
1949	9	90	Hal Herring, C	Chicago Cardinals		19	253	Larry Rawson, B	San Francisco 49ers
	16	156	Denvard Snell, T	Pittsburgh Steelers	1965	1	1	Tucker Frederickson, RB	New York Giants
1950	1	7	Travis Tidwell, B	New York Giants		4	47	Jimmy Sidle, HB	Dallas Cowboys
	19	236	Bill Waddall, B	Baltimore Colts		7	90	Mickey Sutton, B	Chicago Bears
	28	353	John Adcock, T	Baltimore Colts		14	194	Mike Alford, C	St. Louis Cardinals
1951	19	230	Billy Conn, B	New York Giants		15	206	Chuck Hurston, T	Green Bay Packers
1953	20	234	Will Lee Hayley, E	Pittsburgh Steelers	1966	5	67	Bill Cody, LB	Detroit Lions
	22	259	Bill Turnbeaugh, T	Green Bay Packers		5	78	Dan Fulford, E	Cleveland Browns
1955	1	12	David Middleton, B	Detroit Lions		9	140	Jerry Gross, HB	Baltimore Colts
	3	37	Bobby Freeman, B	Cleveland Browns		10	148	Bruce Yates, T	Detroit Lions
	7	85	Jack Locklear, C	Cleveland Browns	1967	11	286	Bill Braswell, G	Kansas City Chiefs
	10	113	George Rogers, T	Green Bay Packers		14	346	Tom Bryan, RB	St. Louis Cardinals
	15	180	George Atkins, G	Detroit Lions		14	361	Bobby Beard, LB	Boston Patriots
	16	189	Jim Hall, E	San Francisco 49ers	1968	1	15	Forrest Blue, C	San Francisco 49ers
1956	1	7	Joe Childress, B	Chicago Cardinals		2	40	Freddie Hyatt, FL	St. Louis Cardinals
	2	16	Frank D'Agostino, T	Philadelphia Eagles		11	281	Richard Plagge, RB	Buffalo Bills
	2	22	M.L. Brackett, T	Chicago Bears		15	402	Tony Lunceford, K	Dallas Cowboys
	11	125	Fob James, B	Chicago Cardinals	1969	7	165	Al Griffin, TE	Denver Broncos
	18	213	Jim Pyburn, E	Washington Redskins		10	255	Jerry Gordan, T	Los Angeles Rams
	20	232	Bob Scarbrough, C/G	San Francisco 49ers	1970	6	132	Dave Campbell, DE	Miami Dolphins
	20	239	Charley Maxime, G	Chicago Bears		8	186	Richard Cheek, T	Buffalo Bills
1957	13	150	Jerry Sansom, E	Cleveland Browns		8	189	Tom Banks, C	St. Louis Cardinals
	19	220	Ernie Danjean, K	Green Bay Packers		12	289	Mike Kolen, LB	Miami Dolphins
1958	1	5	Jim Phillips, E	Los Angeles Rams		14	362	John Riley, K	Oakland Raiders
	3	33	Bob Hoppe, HB	San Francisco 49ers	1971	4	95	Larry Willingham, DB	St. Louis Cardinals
	5	59	Bill Atkins, HB	San Francisco 49ers		6	153	Al Bresler, WR	San Francisco 49ers
	10	114	Ben Preston, T	Washington Redskins		9	213	Bob Strickland, LB	Buffalo Bills
	18	212	Bill Austin, C	Detroit Lions		9	229	Mickey Zofko, RB	Detroit Lions
	22	262	Cleve Wester, T	New York Giants		15	371	Wallace Clark, RB	Atlanta Falcons
	25	301	Jim Cook, B	Detroit Lions	1972	1	19	Terry Beasley, WR	San Francisco 49ers
	27	316	Hindman Wall, E	Philadelphia Eagles		2	40	Pat Sullivan, QB	Atlanta Falcons
1959	1	12	Jackie Burkett, C	Baltimore Colts		17	440	Dick Schmalz, WR	Minnesota Vikings
	2	14	Jerry Wilson, E	Chicago Cardinals	1973	11	262	James Ownes, RB	New Orleans Saints
	4	48	Zeke Smith, G	Baltimore Colts		11	267	Dan Sanspree, DE	St. Louis Cardinals

# Auburn In The NFL Draft

Year	Rnd	Pick	Name, Pos.	Team	Year	Rnd	Pick	Name, Pos.	Team
	16	405	Harry Unger, RB	Cincinnati Bengals	1989	2	31	Lawyer Tillman, WR	Cleveland Browns
1974	11	261	Steve Taylor, C	Houston Oilers		2	40	Walter Reeves, TE	Phoenix Cardinals
	17	431	David Langner, DB	Kansas City Chiefs		2	48	Brian Smith, DT	Los Angeles Rams
1975	2	32	Lee Gross, C	New Orleans Saints		3	66	Tracey Rocker, DT	Washington Redskins
	3	67	Dan Nugent, TE	Los Angeles Rams		4	98	Ron Stallworth, DE	New York Jets
	3	73	Mike Fuller, DB	San Diego Chargers		7	191	Benji Roland, DT	Minnesota Vikings
	4	101	Ken Bernich, LB	San Diego Chargers		8	206	Brian Shulman, P	Green Bay Packers
	14	353	Tom Gossom, WR	New England Patriots		10	266	Jim Thompson, T	Indianapolis Colts
1977	5	127	Neil O'Donoghue, K	Buffalo Bills		10	276	Carlo (Kenneth) Cheattom, S	Buffalo Bills
	12	312	Phil Gargis, RB	New York Jets		12	330	Freddy Weygand, WR	Chicago Bears
1978	1	25	Reese McCall, TE	Baltimore Colts	1990	2	26	Alexander Wright, WR	Dallas Cowboys
1979	3	79	William Andrews, RB	Atlanta Falcons		7	177	Craig Ogletree, OLB	Cincinnati Bengals
	6	141	Mike Burrow, G	Buffalo Bills		11	294	John Hudson, G	Philadelphia Eagles
1980	2	29	Joe Cribbs, RB	Buffalo Bills		12	321	Reggie Slack, QB	Houston Oilers
1981	1	24	James Brooks, RB	San Diego Chargers	1991	2	29	Ed King, T	Cleveland Browns
	2	50	Byron Franklin, WR	Buffalo Bills		2	52	Lamar Rogers, DE	Cincinnati Bengals
	3	57	Frank Warren, DE	New Orleans Saints		3	75	Rob Selby, G	Philadelphia Eagles
	8	219	Cliff Toney, DT	Atlanta Falcons		4	101	David Rocker, DT	Houston Oilers
	11	297	Claude Matthews, G	Houston Oilers		7	187	James Joseph, RB	Philadelphia Eagles
	11	304	Chester Willis, RB	Oakland Raiders		10	273	Eric Ramsey, DB	Kansas City Chiefs
1982	7	172	Edmund Nelson, DE	Pittsburgh Steelers	1992	2	43	Eddie Blake, G	Miami Dolphins
	8	216	George Peoples, RB	Dallas Cowboys		5	129	Corey Barlow, CB	Philadelphia Eagles
	9	243	Keith Uecker, T	Denver Broncos		10	278	Bob Meeks, C/T	Denver Broncos
1983	8	211	Bob Harris, DB	St. Louis Cardinals	1993	5	115	Fred Baxter, TE	New York Jets
1984	2	29	Doug Smith, DT	Houston Oilers		5	119	James Willis, LB	Green Bay Packers
	3	72	Donnie Humphrey, DE	Green Bay Packers		5	132	Chris Gray, T	Miami Dolphins
	5	118	Lionel James, WR	San Diego Chargers	1994	1	15	Wayne Gandy, T	Los Angeles Rams
	8	206	Jeff Jackson, LB	Atlanta Falcons		3	83	James Bostic, RB	Los Angeles Rams
	10	255	David Jordan, T	New York Giants		5	139	Anthony Redmon, G	Arizona Cardinals
	11	304	Dowe Aughtman, G	Dallas Cowboys	1995	2	47	Frank Sanders, WR	Arizona Cardinals
1985	2	56	Ben Thomas, DE	New England Patriots		5	155	Mike Pelton, DT	Kansas City Chiefs
	5	113	Kevin Greene, OLB	Los Angeles Rams		5	159	Gary Walker, DT	Houston Oilers
	6	160	Gregg Carr, LB	Pittsburgh Steelers	1996	1	10	Willie Anderson, T	Cincinnati Bengals
	10	258	Clayton Beauford, WR	Detroit Lions		4	102	Stephen Davis, RB	Washington Redskins
	10	264	David King, CB	San Diego Chargers		5	162	Dell McGee, DB	Arizona Cardinals
1986	1	1	Bo Jackson, RB	Tampa Bay Buccaneers	1997	7	212	Mark Smith, DT	Arizona Cardinals
	1	14	Gerald Robinson, DE	Minnesota Vikings	1998	1	13	Takeo Spikes, LB	Cincinnati Bengals
	2	36	Gerald Williams, DE	Pittsburgh Steelers		1	27	Victor Riley, T	Kansas City Chiefs
	4	101	Steve Wallace, T	San Francisco 49ers		6	180	Fred Beasley, FB	San Francisco 49ers
	5	114	Jeff Parks, TE	Houston Oilers		6	182	Kevin McLeod, FB	Jacksonville Jaguars
	8	196	Lewis Colbert, P	Kansas City Chiefs	1999	3	82	Karsten Bailey, WR	Seattle Seahawks
	10	270	Harold Hallman, NG	San Francisco 49ers		4	114	Brad Ware, S	Tennessee Oilers
1987	1	4	Brent Fullwood, RB	Green Bay Packers	2000	2	59	Marcus Washington, LB	Indianapolis Colts
	3	65	Ben Tamburello, C/G	Philadelphia Eagles		4	113	Leonardo Carson, DT	San Diego Chargers
	5	119	Tommie Agee, FB	Seattle Seahawks		6	181	Quinton Reese, DE	Detroit Lions
	7	183	Bo Jackson, RB	Los Angeles Raiders		6	182	Jeno James, G	Carolina Panthers
	11	305	Tim Jessie, RB	Chicago Bears	2001	3	82	Heath Evans, FB	Seattle Seahawks
1988	1	1	Aundray Bruce, LB	Atlanta Falcons		4	100	Rudi Johnson, RB	Cincinnati Bengals
	3	59	Kevin Porter, S	Kansas City Chiefs		7	209	Alex Lincoln, LB	San Francisco 49ers
	4	83	Robert Goff, DT	Tampa Bay Buccaneers	2002	1	30	Kendall Simmons, OT	Pittsburgh Steelers
	4	93	Stacy Searels, C/G	San Diego Chargers		2	46	Tim Carter, WR	New York Giants
	6	144	Nate Hill, DE	Green Bay Packers		7	215	Mike Pucillo, G	Buffalo Bills
	6	157	Kurt Crain, LB	Houston Oilers	2004	2	33	Karlos Dansby, LB	Arizona Cardinals
	9	227	Reggie Ware, RB	Los Angeles Raiders		2	48	Dontarrious Thomas, LB	Minnesota Vikings
	12	312	Scott Bolton, WR	Green Bay Packers		4	97	Reggie Torbor, DE	New York Giants

# Auburn In The NFL Draft

Year	Rnd	Pick	Name, Pos.	Team
	6	195	Jeris McIntyre, WR	Kansas City Chiefs
2005	1	2	Ronnie Brown, RB	Miami Dolphins
	1	5	Carnell Williams, RB	Tampa Bay Buccaneers
	1	9	Carlos Rogers, CB	Washington Redskins
	1	25	Jason Campbell, QB	Washington Redskins
	7	224	Jay Ratliff, DT	Dallas Cowboys
2006	2	50	Marcus McNeill, OT	San Diego Chargers
	7	233	Devin Aromashodu, WR	Miami Dolphins
	7	237	Stanley McClover, DE	Carolina Panthers
	7	249	Ben Obomanu, WR	Seattle Seahawks
2007	1	29	Ben Grubbs, G	Baltimore Ravens
	2	49	Kenny Irons, RB	Cincinnati Bengals
	5	161	Will Herring, LB	Seattle Seahawks
	6	194	David Irons, CB	Atlanta Falcons
	6	197	Courtney Taylor, WR	Seattle Seahawks
2008	2	52	Quentin Groves, DE	Jacksonville Jaguars
	2	60	Patrick Lee, CB	Green Bay Packers
	3	77	Pat Sims, DT	Cincinnati Bengals
	4	129	Jonathan White, DB	New England Patriots
	7	230	King Dunlap, OT	Philadelphia Eagles
2009	2	62	Sen'Derrick Marks, DL	Tennessee Titans
	3	92	Jerraud Powers, DB	Indianapolis Colts
	4	133	Tyronne Green, OG	San Diego Chargers
2010	2	58	Ben Tate, RB	Houston Texans
	5	138	Walter McFadden, DB	Oakland Raiders
2011	1	1	Cam Newton, QB	Carolina Panthers
	1	13	Nick Fairley, DT	Detroit Lions
	7	212	Zach Clayton, DT	Tennessee Titans
	7	244	Lee Ziemba, OT	Carolina Panthers
2012	3	131	Brandon Mosley, OT	New York Giants
2013	3	88	Corey Lemonier, DE	San Francisco 49ers
2014	1	2	Greg Robinson, OL	St. Louis Rams
	1	23	Dee Ford, DE	Kansas City Chiefs
	3	75	Tre Mason, RB	St. Louis Rams
	6	211	Jay Prosch, FB	Houston Texans
2015	3	87	Sammie Coates, WR	Pittsburgh Steelers
	4	100	Angelo Blackson, DL	Tennessee Titans
	4	113	Gabe Wright, DL	Detroit Lions
	5	157	C.J. Uzomah, TE	Cincinnati Bengals
	5	174	Cameron Artis-Payne, RB	Carolina Panthers
2016	3	76	Shon Coleman, OL	Cleveland Browns
	4	114	Ricardo Louis, WR	Cleveland Browns
	6	196	Blake Countess, DB	Philadelphia Eagles
2017	3	93	Montravius Adams, DT	Green Bay Packers
	4	116	Carl Lawson, DE	Cincinnati Bengals
	6	208	Johnathan "Rudy" Ford, DB	Arizona Cardinals
	7	235	Joshua Holsey, DB	Washington Redskins
2018	2	37	Braden Smith, OL	Indianapolis Colts
	2	43	Kerryon Johnson, RB	Detroit Lions
	2	63	Carlton Davis, DB	Tampa Bay Buccaneers
	5	167	Daniel Carlson, K	Minnesota Vikings
2019	3	94	Jamel Dean, DB	Tampa Bay Buccaneers
	4	133	Jarrett Stidham, QB	New England Patriots
	5	171	Darius Slayton, WR	New York Giants
	6	210	Deshaun Davis, LB	Cincinnati Bengals
	7	233	Chandler Cox, RB	Miami Dolphins
	7	235	Dontavious Russell, DL	Jacksonville Jaguars

## AFL/Supplemental/Expansion Drafts

Year	Rnd	Pick	Name, Pos.	Team
1960			Jackie Burkett, C	New York Titans [AFL]
			Teddy Foret, T/G	Denver Broncos [AFL]
			Lamar Rawson, HB	L.A. Chargers [AFL]
			Zeke Smith, G	New York Titans [AFL]
			Bobby Wasden, E	Houston Oilers [AFL]
1961	1	1	Ken Rice, T	Buffalo Bills [AFL]
	14	112	Billy Wilson, T	San Diego Chargers [AFL]
	18	144	Ed Dyas, FB	San Diego Chargers [AFL]
1961	Expansion		Dave Middleton, E	Minnesota (from Detroit)
1961	Expansion		Zeke Smith, LB	Minnesota (from Bal.)
1962	7	50	John McGeever, HB	Denver Broncos [AFL]
	16	128	George Gross, T	San Diego Chargers [AFL]
	25	194	Dave Edwards, E	Denver Broncos [AFL]
1964	3	21	George Rose, DB	Buffalo Bills [AFL]
	10	76	Howard Simpson, E	Buffalo Bills [AFL]
1965	12		Chuck Hurston, T	Buffalo Bills [AFL]
1966	2		Harold Fulford, WR	Miami [AFL Redshirt]
1966	Expansion		John McGeever, S	Miami (from Denver)
1966	Expansion		Ken Rice, G	Miami (from Oakland)
1966	Expansion		Howard Simpson, DT	Miami (from Buffalo)
1966	Expansion		Dick Wood, QB	Miami (from Oakland)
1967	Expansion		Jackie Burkett, LB	New Orleans (from Bal.)
1967	Expansion		Bill Cody, LB	New Orleans (from Det.)
1967	Expansion		George Rose, DB	New Orleans (from Min.)
1968	Expansion		Bobby Hunt, DB	Cincinnati (from K.C.)
1968	Expansion		Bobby Hunt, DB	Cincinnati (from K.C.)
1984	1	28	Chris Woods, WR	Los Angeles Raiders (from Edm. [CFL])
	2	39	Chuck Clanton, DB	Green Bay Packers (from B'ham [USFL])
2002	Expansion		Gary Walker, DL	Houston (from Jac.)

# Auburn NFL Honors

## Pro Football Hall of Fame

1985: Frank Gatski, C  
2016: Kevin Greene, LB

## MVP/Player of the Year

2015: Cam Newton, Carolina Panthers, QB (AP, FW, Maxwell Club)

## Offensive Player of the Year

2015: Cam Newton, Carolina Panthers, QB (AP)

## Defensive Player of the Year

1996: Kevin Greene, Carolina Panthers, LB (UP -NFC)

## Rookie of the Year

2005: Carnell Williams, Tampa Bay, RB (AP, NFL)  
2011: Cam Newton, Carolina, QB (AP, Pepsi, SN, PFW)

## Ed Block Courage Award

1986: William Andrews, Atlanta Falcons  
1987: Keith Uecker, Green Bay Packers  
1989: Douglas Smith, Houston Oilers  
1992: Lawyer Tillman, Cleveland Browns  
1993: Frank Warren, New Orleans Saints  
1996: Alexander Wright, St. Louis Rams  
2001: Tony Richardson, Kansas City Chiefs  
Wayne Gandy, Pittsburgh Steelers  
2004: Willie Anderson, Cincinnati Bengals  
Kendall Simmons, Pittsburgh Steelers  
Willie Whitehead, New Orleans Saints  
2005: Wayne Gandy, New Orleans Saints  
Willie Whitehead, New Orleans Saints  
2006: Takeo Spikes, Buffalo Bills  
2007: Jay Ratliff, Dallas Cowboys  
Marcus Washington, Washington Redskins  
2008: Ronnie Brown, Miami Dolphins  
Chris Gray, Seattle Seahawks  
2009: Carnell Williams, Tampa Bay Buccaneers  
2010: Heath Evans, New Orleans Saints  
2015: Cam Newton, Carolina Panthers  
2016: Sen'Derrick Marks, Jacksonville Jaguars  
2018: Dee Ford, Kansas City Chiefs

## All-Pro

1942: Chester Bulger, Chicago Cardinals T - UP(2)  
1945: Chester Bulger, Chicago Cardinals T - PF(2)  
1951: Frank Gatski, Cleveland Browns C - UP, NY(1)  
1952: Frank Gatski, Cleveland Browns C - AP, NY(1), UP (2)  
1953: Frank Gatski, Cleveland Browns C - AP, UP, NY (1)  
1954: Frank Gatski, Cleveland Browns C - AP, UP, SN (2)  
1955: Frank Gatski, Cleveland Browns C - AP, UP, NE, SN, NY (1)  
1960: Jim Phillips, Los Angeles Rams E - AP, UP (2), SN (1)  
1961: Jim Phillips, Los Angeles Rams E - AP, UP, NY, NE (2)  
1961: Billy Atkins, Buffalo Bills S - All-AFL - UP, SN, NY (1), OL (2)  
1964: Bobby Hunt, Kansas City Chiefs S - All-AFL - AP (2), NY (2)  
1966: Bobby Hunt, Kansas City Chiefs S - All-AFL - AP (2), OL (2), NE (2)  
1971: Forest Blue, San Francisco 49ers C - AP, FW, PW (1)  
1972: Forest Blue, San Francisco 49ers C - AP (2), FW (1), PW (1), NE (2)  
1973: Forest Blue, San Francisco 49ers C - AP, FW, PW (1)  
1976: Tom Banks, Saint Louis Cardinals C - AP (1), FW (1), NE (2)  
1977: Tom Banks, Saint Louis Cardinals C - AP, NE (2)  
1981: William Andrews, Atlanta Falcons RB - AP (2)  
1981: Joe Cribbs, Buffalo Bills RB - NE (2)  
1982: William Andrews, Atlanta Falcons RB - AP, NE (2)  
1983: William Andrews, Atlanta Falcons RB - NE, SN (1)  
1989: Kevin Greene, Los Angeles Rams LB - AP (2), NE (1), SN (1)  
1992: Steve Wallace, San Francisco 49ers T - AP (2), FW (1)  
1994: Kevin Greene, Pittsburgh Steelers LB - AP, FW (1)  
1996: Kevin Greene, Carolina Panthers LB - AP, FW (1)  
1999: Stephen Davis, Washington Redskins RB - AP (2); Tony Richardson, Kansas City FB - SI  
2000: Tony Richardson, Kansas City FB - SI  
2001: Gary Walker, Jacksonville Jaguars DT - SI, FD (2)  
2002: Fred Beasley, San Francisco 49ers FB  
2004: Willie Anderson, Cincinnati Bengals OT - AP (1), PW (1); Takeo Spikes, Buffalo Bills LB - AP (1); Tony Richardson, Kansas City Chiefs FB - AP (2), FD (1), PW (1)  
2005: Willie Anderson, Cincinnati Bengals OT - AP (1), PW (1)  
2006: Willie Anderson, Cincinnati Bengals OT - AP (1), SW; Marcus McNeill, San Diego Chargers OT - SW  
2007: Rob Bironas, Tennessee Titans K - AP (1)  
Tony Richardson, Minnesota Vikings FB - AP(2)  
2009: Jay Ratliff, Dallas Cowboys DT - AP (1)  
2011: Carlos Rogers, San Francisco 49ers CB - AP (2)  
2013: Karlos Dansby, Arizona Cardinals LB - AP (2)  
2015: Cam Newton, Carolina Panthers QB - AP, FW, SN (1)

Key: AP - Associated Press, UP - United Press International, PF - Pro Football Illustrated, NY - New York Daily News, SN - The Sporting News, NE - Newspaper Enterprise Association, OL - Official AFL Team, FW - Pro Football Writers of America, PW - Pro Football Weekly, SI - Sports Illustrated, FD - Football Digest, SW - USA Today Sports Weekly. (1) indicates first team, (2) indicates second team.

## Auburn in the Super Bowl

I: Dave Hill, OT, Bobby Hunt, DB, Chuck Hurston, DE, Wayne Frazier, C (Kansas City Chiefs)  
IV: **Dave Hill, OT, Chuck Hurston, DE (Kansas City Chiefs)**  
V: Dave Edwards, LB (Dallas Cowboys)  
VI: **Dave Edwards, LB (Dallas Cowboys)**; Mike Kolen, LB (Miami Dolphins)  
VII: **Mike Kolen, LB (Miami Dolphins)**  
VIII: **Mike Kolen, LB (Miami Dolphins)**  
X: Dave Edwards, LB (Dallas Cowboys)  
XVI: Mike Fuller, S (Cincinnati Bengals)  
XVIII: **Chester Willis, RB (Los Angeles Raiders)**  
XX: Ben Thomas, DE (New England Patriots)  
XXII: **Tim Jessie, RB (Washington Redskins)**  
XXIII: James Brooks, RB (Cincinnati Bengals), **Steve Wallace, OT (San Francisco 49ers)**  
XXIV: **Steve Wallace, OT (San Francisco 49ers)**; Chris Woods, WR (Denver Broncos)  
XXVI: **Ron Middleton, TE (Washington Redskins)**  
XXVII: **Tommie Agee, FB, Alexander Wright, WR (Dallas Cowboys)**  
XXVIII: **Tommie Agee, FB (Dallas Cowboys)**  
XXIX: **Steve Wallace, OT (San Francisco 49ers)**  
XXX: Kevin Greene, LB (Pittsburgh Steelers)  
XXXIV: Al Del Greco, PK (Tennessee Titans)  
XXXV: **John Hudson, OL (Baltimore Ravens)**  
Jaret Holmes, K (New York Giants)  
XXXIII: Stephen Davis, RB (Carolina Panthers)  
Jeno James, OG (Carolina Panthers)  
XXXIX: Roderick Hood, DB (Philadelphia Eagles)  
XL: Chris Gray, OL (Seattle Seahawks)  
**Kendall Simmons, OL (Pittsburgh Steelers)**  
XLII: Heath Evans, FB (New England Patriots)  
**Brandon Jacobs, FB (New York Giants)**  
**Reggie Torbor, LB (New York Giants)**  
XLIII: Karlos Dansby, LB (Arizona Cardinals)  
Roderick Hood, DB (Arizona Cardinals)  
**Kendall Simmons, OG (Pittsburgh Steelers)**  
XLIV: **Heath Evans, FB (New Orleans Saints)**  
Jerraud Powers, CB (Indianapolis Colts)  
**Pat Lee, CB (Green Bay Packers)**  
XLVI: **Brandon Jacobs, RB (New York Giants)**  
XLVII: **Josh Bynes (Baltimore Ravens)**  
Carlos Rogers (San Francisco 49ers)  
L: Cam Newton, QB; Cameron Artis-Payne, RB (Carolina Panthers)  
LI: **Brandon King, DB; Jonathan Jones, DB (New England Patriots)**; Josh Harris, LS (Atlanta Falcons)  
LII: Brandon King, DB; Jonathan Jones, DB (New England Patriots)  
LIII: **Brandon King, DB; Jonathan Jones, DB (New England Patriots)**; Blake Countess, DB (Los Angeles Rams)

Super Bowl winners in bold



# Auburn NFL Honors

## Auburn in the Pro Bowl

1941:	Jim Sivell, Brooklyn Dodgers, G
1942:	Rufus Deal, Washington Redskins, FB
1955:	Frank Gatski, Cleveland Browns, C
1960:	Jim Phillips, Los Angeles Rams, E
1961:	Bill Atkins, Buffalo Bills, DB Jim Phillips, Los Angeles Rams, E Ken Rice, Buffalo Bills, TE
1962:	Jim Phillips, Los Angeles Rams, E
1964:	Bobby Hunt, Kansas City Chiefs, DB
1965:	Tucker Frederickson, New York Giants, FB
1971:	Forrest Blue, San Francisco 49ers, C
1972:	Forrest Blue, San Francisco 49ers, C
1973:	Forrest Blue, San Francisco 49ers, C
1974:	Forrest Blue, San Francisco 49ers, C
1975:	Tom Banks, St. Louis Cardinals, C
1976:	Tom Banks, St. Louis Cardinals, C
1977:	Tom Banks, St. Louis Cardinals, C
1978:	Tom Banks, St. Louis Cardinals, C
1980:	William Andrews, Atlanta Falcons, RB Joe Cribbs, Buffalo Bills, RB
1981:	William Andrews, Atlanta Falcons, RB Joe Cribbs, Buffalo Bills, RB*
1982:	William Andrews, Atlanta Falcons, RB
1983:	William Andrews, Atlanta Falcons, RB Joe Cribbs, Buffalo Bills, RB
1986:	James Brooks, Cincinnati Bengals, RB
1988:	James Brooks, Cincinnati Bengals, RB
1989:	James Brooks, Cincinnati Bengals, RB Kevin Greene, Los Angeles Rams, LB Brent Fullwood, Green Bay Packers, RB
1990:	James Brooks, Cincinnati Bengals, RB Bo Jackson, Los Angeles Rams, RB*
1992:	Steve Wallace, San Francisco 49ers, OT
1994:	Kevin Greene, Pittsburgh Steelers, LB
1995:	Kevin Greene, Pittsburgh Steelers, LB
1996:	Kevin Greene, Carolina Panthers, LB
1998:	Kevin Greene, Carolina Panthers, LB
1999:	Stephen Davis, Washington Redskins, RB
2000:	Stephen Davis, Washington Redskins, RB
2001:	Gary Walker, Jacksonville Jaguars, DT
2002:	Gary Walker, Houston Texans, DT
2003:	Willie Anderson, Cincinnati Bengals, OT Fred Beasley, San Francisco 49ers, FB Stephen Davis, Carolina Panthers, RB Tony Richardson, Kansas City Chiefs, FB Takeo Spikes, Buffalo Bills, LB
2004:	Willie Anderson, Cincinnati Bengals, OT* Rudi Johnson, Cincinnati Bengals, RB Tony Richardson, Kansas City Chiefs, FB Takeo Spikes, Buffalo Bills, LB Marcus Washington, Washington Redskins, LB
2005:	Willie Anderson, Cincinnati Bengals, OT
2006:	Willie Anderson, Cincinnati Bengals, OT* Marcus McNeill, San Diego Chargers, OT
2007:	Rob Bironas, Tennessee Titans, K Marcus McNeill, San Diego Chargers, OT Tony Richardson, Minnesota Vikings, FB
2008:	Ronnie Brown, Miami Dolphins, RB Jay Ratliff, Dallas Cowboys, DT
2009:	Jay Ratliff, Dallas Cowboys, DT
2010:	Jay Ratliff, Dallas Cowboys, DT

2011:	Ben Grubbs, Baltimore Ravens, OG Cam Newton, Carolina Panthers, QB Carlos Rogers, San Francisco 49ers, CB
2013:	Ben Grubbs, New Orleans Saints, OG Cam Newton, Carolina Panthers, QB
2014:	Cody Parkey, Philadelphia Eagles, PK
2015:	Cam Newton, Carolina Panthers, QB*
2018:	Dee Ford, Kansas City Chiefs, DE

\* - selected but did not play  
Note: Year refers to the season the Pro Bowl followed, not the year the game was played.

## Arizona Cardinals

### DRAFT CHOICES

YEAR	RND	PICK	NAME, POS.
1942	2	14	Lloyd Cheatham, B
1949	9	90	Hal Herring, C
1956	1	7	Joe Childress, B
	11	125	Fob James, B
1959	2	14	Jerry Wilson, E
	25	290	Jim Jeffrey, T
1961	1	8	Ken Rice, T
	3	31	Billy Wilson, T
1962	8	103	George Gross, T
1963	11	142	Jim Burson, B
1965	14	194	Mike Alford, C
1968	2	40	Freddie Hyatt, FL
1970	8	189	Tom Banks, C
1971	4	95	Larry Willingham, DB
1973	11	267	Dan Sanspree, DE
1983	8	211	Bob Harris, DB
1989	2	40	Walter Reeves, TE
1994	5	139	Anthony Redmon, G
1995	2	47	Frank Sanders, WR
1996	5	162	Dell McGee, DB
1997	7	191	Mark Smith, DL
2004	2	33	Karlos Dansby, LB
2017	6	208	Rudy Ford, DB

### ALL-TIME ROSTER

NAME, POS.	YEARS
Mike Alford, C	1965 (St. Louis)
Tom Banks, C	1971-80 (St. Louis)
Chester Bulger, T	1942-43, '45-49 (Chicago)
Jimmy Burson, DB	1963-67 (St. Louis)
Josh Bynes, LB	2017-18
Lloyd Cheatham, QB	1942 (Chicago)
Joe Childress, RB	1956-60, '62-65 (Chicago, St. Louis)
Antonio Coleman, LB	2012
Al Del Greco, K	1987-90 (St. Louis, Phoenix)
Karlos Dansby, LB	2004-09, 2013, 2017
Lorenzo Diamond, TE	2003-04
Eric Floyd, OL	1995
<b>Rudy Ford, DB</b>	<b>2017-19</b>
Vernon Gheranich, G	1943 (Chicago)
Quentin Groves, LB	2012
Bob Harris, LB	1983-85 (St. Louis)
<b>Jeff Holland, DL</b>	<b>2019</b>
Roderick Hood, DB	2007-08
Fred Hyatt, WR	1968-72 (St. Louis)
Chuckie Johnson, DT	1993 (Phoenix)
Dell McGee, DB	1997-98
Alton Moore, DE	2002-03
Harrold Morrow, FB	2005
Neil O'Donoghue, K	1980-85 (St. Louis)
Jonathan Palmer, G	2010
Jerraud Powers, CB	2013-16
Anthony Redmon, G	1994-97
Walter Reeves, TE	1989-93 (Phoenix)
Frank Sanders, WR	1995-02
Rob Selby, OL	1995-97
Mark Smith, DL	1997-00
Larry Willingham, DB	1971-72 (St. Louis)

## Atlanta Falcons

### DRAFT CHOICES

YEAR	RND	PICK	NAME, POS.
1967	14	346	Tom Bryan
1971	15	371	Wallace Clark, RB
1972	2	40	Pat Sullivan, QB
1979	3	79	William Andrews, RB
1981	8	219	Clifford Toney, DB
1984	8	206	Jeff Jackson, LB
1988	1	1	Aundray Bruce, DT
2007	6	194	David Irons, DB

### ALL-TIME ROSTER

NAME, POS.	YEARS
William Andrews, RB	1979-83, 1986
Aundray Bruce, LB	1988-91
Jimmy Burson, DB	1968
Wayne Gandy, OT	2006-08

# Auburn By NFL Team

David Irons, DB	2007-08
Jeff Jackson, LB	1984-85
TJ Jackson, NG	2006
<b>Josh Harris, LS</b>	<b>2012-19</b>
Secdrick McIntyre, RB	1977
Ron Middleton, TE	1986-87
Anthony Redmon, G	2000
Travaris Robinson, DB	2003
Chris Shelling, DB	1997
Jimmy Sidle, TE/RB	1966
Pat Sullivan, QB	1972-75
Joe Szczeko, DT	1966-68
Robenson Therezie, DB	2015-16
Ben Thomas, DE	1989
Ed West, TE	1997
Travis Williams, LB	2007

## Baltimore Ravens

DRAFT CHOICES			
YEAR	RND	PICK	NAME, POS.
2007	1	29	Ben Grubbs, G

ALL-TIME ROSTER	
NAME, POS.	YEARS
Willie Anderson, T	2008
Josh Bynes, LB	2011-14
Ben Grubbs, G	2007-11
John Hudson, OL	2000
Harold Morrow, FB	2003-04
Jerraud Powers, DB	2016
Frank Sanders, WR	2003
Jermaine Whitehead, DB	2015

## Buffalo Bills

DRAFT CHOICES			
YEAR	RND	PICK	NAME, POS.
1968	11	281	Dick Plagge, RB
1970	8	186	Richard Cheek, OT
1971	9	213	Bob Strickland, LB
1977	5	127	Neil O'Donoghue, K
1979	6	141	Mike Burrow, G
1980	2	29	Joe Cribbs, RB
1981	2	50	Byron Franklin, WR
2002	7	215	Mike Pucillo, OL

ALL-TIME ROSTER	
NAME, POS.	YEARS
Billy Atkins, DB	1960-61, '63
<b>Quan Bray, WR</b>	<b>2018</b>
Antonio Coleman, LB	2010-11
Richard Cheek, G	1970
Joe Cribbs, RB	1980-83, '85
Byron Franklin, WR	1981, '83-84
Wayne Frazier, C	1967
Chuck Hurston, DE	1971
Spencer Johnson, DT	2008-12
Neil O'Donoghue, K	1977
Mike Pucillo, OL	2002-04
Ken Rice, G	1961, '63
Takeo Spikes, LB	2003-06
Reggie Torbor, LB	2011
<b>D'haquille Williams, WR</b>	<b>2019</b>

## Carolina Panthers

DRAFT CHOICES			
YEAR	RND	PICK	NAME, POS.
2000	6	182	Jeno James, OL
2006	7	237	Stanley McClover, DE
2011	1	1	Cam Newton, QB
	7	244	Lee Ziemba, OL
2015	5	174	Cameron Artis-Payne, RB

ALL-TIME ROSTER	
NAME, POS.	YEARS
Darvin Adams, WR	2011
<b>Cameron Artis-Payne, RB</b>	<b>2015-19</b>
Dameyune Craig, QB	1998-01
Stephen Davis, RB	2003-05
Reese Dismukes, OL	2015-16
Tyronne Green, OL	2015
Kevin Greene, LB	1996, 1998-99

Jeno James, OL	2000-03
Stanley McClover, DE	2006-07
<b>Cam Newton, QB</b>	<b>2011-19</b>
Anthony Redmon, G	1998-99
Lawyer Tillman, WR/TE	1995
Gerald Williams, DE	1995-97
Lee Ziemba, OT	2011-12

## Chicago Bears

DRAFT CHOICES			
YEAR	RND	PICK	NAME, POS.
1946	10	84	Bill Harris, C
1956	2	22	M.L. Brackett, T
	20	239	Charley Maxime, G
1961	16	216	Wayne Frazier, C
1965	7	90	Mickey Sutton, B
1987	11	305	Tim Jessie, RB

ALL-TIME ROSTER	
NAME, POS.	YEARS
Devin Aromashodu	2008-10
Fred Baxter, TE	2001-02
M.L. Brackett, G	1956-57
Jason Campbell, QB	2012
<b>John Franklin III, WR/DB</b>	<b>2019</b>
Chris Gray, OL	1997
A.J. Greene, OT	2012
Jaret Holmes, PK	1999
Robert Johnson, TE	2003
Jon Kilgore, P	1968
<b>Jonathon Mincy, DB</b>	<b>2018-19</b>
Cody Parkey, K	2018
Jeremiah "Jay" Ratliff, DT	2013-14
Jonathan Wilhite, CB	2012

## Cincinnati Bengals

DRAFT CHOICES			
YEAR	RND	PICK	NAME, POS.
1973	16	405	Harry Unger, RB
1990	7	177	Craig Ogletree, LB
1991	2	52	Lamar Rogers, DE
1996	1	10	Willie Anderson, OT
1997	1	13	Takeo Spikes, LB
2001	4	100	Rudi Johnson, RB
2007	2	49	Kenny Irons, RB
2008	3	77	Pat Sims, DT
2015	5	157	C.J. Uzomah, TE
2017	4	116	Carl Lawson, DE
2018	6	210	Deshaun Davis, LB

ALL-TIME ROSTER	
NAME, POS.	YEARS
Willie Anderson, T	1996-07
Thomas Bailey, WR	1995
James Brooks, RB	1984-91
Jason Campbell, QB	2014
Karlos Dansby, LB	2016
<b>Deshaun Davis, LB</b>	<b>2019</b>
Mike Fuller, S	1981-82
Bobby Hunt, DB	1968-69
Kenny Irons, RB	2007
James Joseph	1995
Rudi Johnson, RB	2001-07
<b>Carl Lawson, DE</b>	<b>2017-19</b>
Onterio McCalebb, DB	2013-14
Craig Ogletree, LB	1990
Lamar Rogers, DE	1991-92
Chris Shelling, DB	1995-96
Pat Sims, DT	2008-12, 2015-17
Takeo Spikes, LB	1998-02
Ben Tate, RB	2014
<b>C.J. Uzomah, TE</b>	<b>2015-19</b>
<b>Christian Westerman, OL</b>	<b>2016-19</b>

## Cleveland Browns

DRAFT CHOICES			
YEAR	RND	PICK	NAME, POS.
1955	3	37	Bobby Freeman, B
	7	85	Jack Locklear, C
1957	13	150	Jerry Sansom, E
1966	5	78	Dan Fulford, E

1989	2	31	Lawyer Tillman, WR
1991	2	29	Ed King, G
2016	3	76	Shon Coleman, OL
	4	114	Ricardo Louis, WR

## ALL-TIME ROSTER

NAME, POS.	YEARS
James Brooks, RB	1992
Jason Campbell, QB	2013
Tim Carter, WR	2007
Beaford Clayton, WR	1987
Sammie Coates, WR	2017
Shon Coleman, OL	2016-18
Karlos Dansby, LB	2014-15
Bobby Freeman, B	1957-58
Brent Fullwood, RB	1990
Frank Gatski, C	1946-56
Quentin Groves, LB	2013-14
Hal Herring, LB	1950-52
Ed King, G	1991-93
<b>Devaroe Lawrence, DL</b>	<b>2019</b>
Corey Lemonier, LB	2016
Ricardo Louis, WR	2016-18
Kevin McLeod, FB	2003
Ron Middleton, TE	1989
Cody Parkey, K	2016
Mike Pucillo, OL	2005
Walter Reeves, TE	1994-95
<b>Greg Robinson, OL</b>	<b>2018-19</b>
Mark Smith, DL	2001-02
Ben Tate, RB	2014
Ryan Taylor, LB	1999-00
Lawyer Tillman, WR/TE	1989, 1992-93
<b>Jermaine Whitehead, DB</b>	<b>2018-19</b>
Gabe Wright, DL	2016

## Dallas Cowboys

DRAFT CHOICES			
YEAR	RND	PICK	NAME, POS.
1963	3	34	Jim Price, LB
1965	4	47	Jimmy Sidle, HB
1968	15	402	Tony Luncford, K
1982	8	216	George Peoples, RB
1984	11	304	Dowe Aughtman, DT
2005	7	224	Jay Ratliff, DT

ALL-TIME ROSTER	
NAME, POS.	YEARS
Tommie Agee, FB	1990-94
Dowe Aughtman, OL	1984
Jackie Burkett, LB	1968-69
Leonardo Carson, DT	2003-04
Dave Edwards, LB	1963-75
Tyronne Green, OL	2014
George Peoples, RB	1982
Jay Ratliff, DT	2005-12
Ryan Smith, DB	2014
Curtis Stewart, RB	1989
Alexander Wright, WR	1990-92

## Denver Broncos

DRAFT CHOICES			
YEAR	RND	PICK	NAME, POS.
1969	7	165	Al Griffin, TE
1982	9	243	Keith Uecker, OT
1992	10	278	Bob Meeks, C

ALL-TIME ROSTER	
NAME, POS.	YEARS
Billy Atkins, DB	1964
Mario Fannin, RB	2011-12
Jeff Holland, DE	2018
John McGeever, DB	1962-65
Bob Meeks, C	1992-94
Jim Price, LB	1964
Keith Uecker, OT	1982-83
Jonathan Wilhite, CB	2011
Dick Wood, QB	1962
Chris Woods, WR	1989

# Auburn By NFL Team

## Detroit Lions

### DRAFT CHOICES

YEAR	RND	PICK	NAME, POS.
1940	21	191	Malvern Morgan, C
1946	6	47	Joe Eddins, G
	14	127	Ty Irby, B
1955	1	12	Dave Middleton, B
	15	180	George Atkins, G
1958	18	212	Bill Austin, C
	25	301	Jim Cook, B
1966	5	67	Bill Cody, LB
	10	148	Bruce Yates, T
1971	9	229	Mickey Zofko, RB
1985	10	255	Clayton Beauford, WR
2000	6	181	Quinton Reese, DL
2011	1	13	Nick Fairley, DT
2015	4	113	Gabe Wright, DL
2018	2	43	Kerryon Johnson, RB

### ALL-TIME ROSTER

NAME, POS.	YEARS
Mike Alford, C	1966
George Atkins, G	1955
Chester Bulger, T	1950
Josh Bynes, LB	2014-16
Bill Cody, LB	1966
Ted Cremer, E	1946-48
Nick Fairley, DT	2011-14
Frank Gatski, C	1957
Kevin Hobbs, DB	2009
<b>Kerryon Johnson, RB</b>	<b>2018-19</b>
Rudi Johnson, RB	2008
Pat Lee, CB	2012
Reese McCall, TE	1983-85
Dave Middleton, E	1955-60
Greg Robinson, OT	2017
Gabe Wright, DL	2015-16
Mickey Zofko, RB	1971-74

## Green Bay Packers

### DRAFT CHOICES

YEAR	RND	PICK	NAME, POS.
1953	22	259	Bill Turnbeaugh, T
1955	10	113	George Rogers, T
1957	19	220	Ernie Danjean, G
1965	15	206	Chuck Hurston, T
1984	3	72	Donnie Humphrey, DT
1987	1	4	Brent Fullwood, RB
1988	12	312	Scott Bolton, WR
1993	5	119	James Willis, LB
2008	2	60	Patrick Lee, CB
2017	3	93	Montravius Adams, DT

### ALL-TIME ROSTER

NAME, POS.	YEARS
<b>Montravius Adams, DT</b>	<b>2017-19</b>
Karsten Bailey, WR	2002-03
David Beverly, P	1975-80
Scott Bolton, WR	1988
Chuck Clanton, DB	1985
Ted Cremer, E	1948
Ernie Danjean, G	1957
Al Del Greco, K	1984-87
Bobby Freeman, B	1959
Brent Fullwood, RB	1987-90
Tyrone Goodson, WR	1999-2000
<b>Corey Grant, RB</b>	<b>2019</b>
Nate Hill, DE	1988
Donnie Humphrey, DE	1984-86
David King, DB	1987
Patrick Lee, CB	2008-11
<b>Tray Matthews, DB</b>	<b>2018-19</b>
Ben Thomas, DE	1986
Keith Uecker, OT	1984-85, '87-88, '90-91
Ed West, TE	1984-94
Ryan White, DB	2014
Jermaine Whitehead, DB	2016-18
Gerald Williams, DE	1997
James Willis, LB	1993-94

## Houston Texans

### DRAFT CHOICES

YEAR	RND	PICK	NAME, POS.
2010	2	58	Ben Tate, RB
2014	6	211	Jay Prosch, FB

### ALL-TIME ROSTER

NAME, POS.	YEARS
<b>Angelo Blackson, DT</b>	<b>2017-19</b>
Ronnie Brown, RB	2014
Sammie Coates, WR	2018
Quentin Groves, OLB	2014
Stanley McClover, DE	2008
Jay Prosch, FB	2014-17
Victor Riley, OT	2005
Chad Slade, OL	2015-16
Ben Tate, RB	2010-13
Gary Walker, DL	2002-05

## Indianapolis Colts

### DRAFT CHOICES

YEAR	RND	PICK	NAME, POS.
1950	19	236	Bill Waddall, B
	28	353	John Adcock, T
1959	1	12	Jackie Burkett, C
	4	48	Zeke Smith, G
	12	144	Dick Wood, QB
	15	180	Ted Foret, T
1961	5	62	Ed Dyas, B
1966	9	140	Jerry Gross, HB
1978	1	25	Reese McCall, TE
2000	2	59	Marcus Washington, LB
2009	3	92	Jerraud Powers, DB
2018	2	37	Braden Smith, OL

### ALL-TIME ROSTER

NAME, POS.	YEARS
Devin Aromashodu	2006-07
Forrest Blue, C	1975-78 (Baltimore)
Quan Bray, WR	2015-17
Jackie Burkett, LB	1961-66 (Baltimore)
Joe Cribbs, RB	1988
Lee Gross, C	1979 (Baltimore)
Tray Matthews, DB	2018
Reese McCall, TE	1978-82 (Baltimore)
Javor Mills, DE	2005
Jerraud Powers, DB	2009-12
<b>Braden Smith, OL</b>	<b>2018-19</b>
Zeke Smith, LB/G	1960 (Baltimore)
Marcus Washington, LB	2000-03
Lee Ziemba, OL	2012

## Jacksonville Jaguars

### DRAFT CHOICES

YEAR	RND	PICK	NAME, POS.
1998	6	182	Kevin McLeod, FB
2008	2	52	Quentin Groves, DE
2019	7	235	Dontavius Russell, DT

### ALL-TIME ROSTER

NAME, POS.	YEARS
Corey Grant, RB	2015-18
Quentin Groves, DE	2008-09
Jaret Holmes, PK	2001
Sen'Derrick Marks, DT	2013-16
Nick Marshall, DB	2015
Javor Mills, DE	2002-03
<b>Dontavius Russell, DT</b>	<b>2019</b>
Gary Walker, DE	1999-2001
<b>Andrew Williams, DL</b>	<b>2019</b>

## Kansas City Chiefs

### DRAFT CHOICES

YEAR	RND	PICK	NAME, POS.
1967	11	286	Bill Braswell, G
1974	17	431	David Langer, DB
1986	8	196	Lewis Colbert, P
1988	3	59	Kevin Porter, DB
1991	10	273	Eric Ramsey, DB
1995	5	155	Mike Pelton, DT

1997	1	27	Victor Riley, OT
2004	6	195	Jeris McIntyre, WR
2014	1	23	Dee Ford, DE

### ALL-TIME ROSTER

NAME, POS.	YEARS
Tommie Agee, FB	1989
Lewis Colbert, P	1986-87
Dee Ford, LB	2014-18
Wayne Frazier, C	1966-67
Ben Grubbs, OL	2015
Bob Harris, LB	1987
Dave Hill, OT	1963-74
Bobby Hunt, DB	1963-67
Chuck Hurston, DE	1965-70
T.J. Jackson, NG	2008
Chris Martin, LB	1988-92
Jeris McIntyre, WR	2004-06
Kevin Porter, S	1988-92
Victor Riley, OT	1998-01
Tony Richardson, RB	1995-05
Neiko Thorpe, DB	2012
Steve Wallace, OT	1997

## Los Angeles Rams

### DRAFT CHOICES

YEAR	RND	PICK	NAME, POS.
1944	17	187	Aubrey Clayton, B
	23	240	Jim Pharr, C
1958	1	5	Jim "Red" Phillips, E
1969	10	255	Jerry Gordon, T
1975	3	67	Dan Nugent, TE
1985	5	113	Kevin Greene, LB
1994	1	15	Wayne Gandy, T
	3	83	James Bostic, RB
2014	1	2	Greg Robinson, OL
	3	75	Tre Mason, RB

### ALL-TIME ROSTER

NAME, POS.	YEARS
Daren Bates, LB	2013-15
Emory Blake, WR	2013-14
Tim Carter, WR	2009
Blake Countess, DB	2016-18
Stephen Davis, RB	2006
Nick Fairley, DT	2015
Wayne Gandy, OT	1994-98 (LA, St. Louis)
Kevin Greene, LB	1985-92 (Los Angeles)
Will Herring, LB	2014
Jon Kilgore, P	1965-67 (Los Angeles)
Chris Martin, LB	1993-94 (Los Angeles)
Tre Mason, RB	2014-16
Cassanova McKinzy, LB	2016
Ron Middleton, TE	1994 (Los Angeles)
Jim Phillips, E	1958-64 (Los Angeles)
Gerald Robinson, DE	1991-94 (Los Angeles)
Greg Robinson, OL	2014-16
David Rocker, DT	1991-94 (Los Angeles)
Brian Smith, LB	1989-90 (Los Angeles)
Ben Thomas, DE	1991 (Los Angeles)
Carnell Williams, RB	2011
Alexander Wright, WR	1995-96

## Miami Dolphins

### DRAFT CHOICES

YEAR	RND	PICK	NAME, POS.
1970	6	132	Dave Campbell, DE
	12	289	Mike Kolen, LB
1992	2	43	Eddie Blake, DT
1993	5	132	Chris Gray, G
2005	1	2	Ronnie Brown, RB
2006	7	233	Devin Aromashodu, WR
2019	7	233	Chandler Cox, FB

### ALL-TIME ROSTER

NAME, POS.	YEARS
Robert Baker, WR	1999-03
Ronnie Brown, RB	2005-10
<b>Chandler Cox, FB</b>	<b>2019</b>
Joe Cribbs, RB	1988
Karlos Dansby, LB	2010-12

# Auburn By NFL Team

Tristan Davis, RB	2010
Heath Evans, FB	2005
Chris Gray, G	1993-96
Anthony Harris, LB	1996-99
Nate Hill, DE	1988
Kevin Hobbs, DB	2010
Calvin Jackson, DB	1994-99
Jeno James, OG	2004-06
Mike Kolen, LB	1970-77
<b>Ricardo Louis, WR</b>	<b>2019</b>
John McGeever, DB	1966
Cody Parkey, K	2017
Ken Rice, G	1966-67
Jack Thornton, LB	1966
Reggie Torbor, DE	2008-10
Dick Wood, QB	1966
Gabe Wright, DL	2017

## Minnesota Vikings

### DRAFT CHOICES

YEAR	RND	PICK	NAME, POS.
1963	20	268	Mailon Kent, B
1964	3	34	George Rose, HB
1972	17	440	Dick Schmalz, WR
1986	1	14	Gerald Robinson, DE
2004	2	48	Dontarrious Thomas, LB
2018	5	167	Daniel Carlson, K

### ALL-TIME ROSTER

NAME, POS.	YEARS
Devin Aromashodu, WR	2011-12
Daniel Carlson, K	2018
Robert Goff, DT	1996
Spencer Johnson, DT	2005-07
Chris Martin, LB	1984-88
Dave Middleton, E	1961
Harold Morrow, RB	1996-2002
Jim Phillips, E	1965-67
Tony Richardson, RB	2006-07
Gerald Robinson, DE	1986-87
George Rose, DB	1964-66
Howard Simpson, OT	1964
Dontarrious Thomas, LB	2004-08
<b>Roc Thomas, RB</b>	<b>2018-19</b>
Horrace Willis, DB	2003-04

## New England Patriots

### DRAFT CHOICES

YEAR	RND	PICK	NAME, POS.
1967	14	361	Bobby Beard, DB
1975	14	353	Thomas Gossom, WR
1985	2	56	Ben Thomas, DE
2019	4	133	Jarrett Stidham, QB

### ALL-TIME ROSTER

NAME, POS.	YEARS
Fred Baxter, TE	2002-03
<b>Byron Cowart, DL</b>	<b>2019</b>
<b>Ryan Davis, WR</b>	<b>2019</b>
Heath Evans, RB	2005-08
Tyrone Green, OG	2013
<b>Jonathan Jones, DB</b>	<b>2016-19</b>
<b>Brandon King, DB</b>	<b>2015-19</b>
Edmund Nelson, DE	1988
George Peoples, RB	1983
<b>Jarrett Stidham, QB</b>	<b>2019</b>
Ben Thomas, DE	1985-86
Jonathan Wilhite, DB	2008-10

## New Orleans Saints

### DRAFT CHOICES

YEAR	RND	PICK	NAME, POS.
1973	11	262	James Owens, RB
1975	2	32	Lee Gross, C
1981	3	57	Frank Warren, NT

### ALL-TIME ROSTER

NAME, POS.	YEARS
Montez Billings, WR	2010
Jackie Burkett, LB	1967, 1970

Bill Cody, LB	1967-70
Tim Duckworth, G	2007, '09-10
Heath Evans, FB	2009-10
Nick Fairley, DT	2016-17
Wayne Gandy, OT	2003-05
Robert Goff, DT	1990-95
Lee Gross, C	1975-77
Ben Grubbs, OG	2012-14
Will Herring, LB	2011-13
Fred Hyatt, WR	1973
Ed King, G	1995-97
Devaroe Lawrence, DL	2017
Chris Martin, LB	1983
Victor Riley, OT	2002-04
George Rose, DB	1967
Robenson Therezie, DB	2016
Frank Warren, NT	1981-89, 1991-94
Willie Whitehead, DE	1999-06
<b>Darrell Williams, LB</b>	<b>2019</b>
Avery Young, OL	2016

## New York Giants

### DRAFT CHOICES

YEAR	RND	PICK	NAME, POS.
1943	6	46	Jim Reynolds, B
1950	1	7	Travis Tidwell, B
1951	19	230	Billy Conn, B
1958	22	262	Cleve Wester, T
1963	5	62	Dave Hill, T
1965	1	1	Tucker Frederickson, B
1984	10	255	David Jordan, G
2002	2	46	Tim Carter, WR
2004	4	97	Reggie Torbor, DE
2012	3	131	Brandon Mosley, T
2019	5	171	Darius Slayton, WR

### ALL-TIME ROSTER

NAME, POS.	YEARS
M.L. Brackett, G	1958
Tim Carter, WR	2002-06
Tucker Frederickson, FB	1965, '67-71
Andy Gross, G	1967-68
Marques Gunn, DE	2007
Max Harrison, E	1940
Jaret Holmes, PK	2000
Brandon Jacobs, RB	2005-11, 2013
David Jordan, G	1984-85
Anthony Mix, WR	2006-07
Brandon Mosley, OT	2012-14
Jim Sivell, G	1944-45
<b>Chad Slade, OL</b>	<b>2019</b>
<b>Darius Slayton, WR</b>	<b>2019</b>
Zeke Smith, G	1961
John Sullen, OL	2014
Travis Tidwell, QB	1950-51
Reggie Torbor, DE	2004-07
Stan White, QB	1994-97
Mickey Zofko, FB	1974

## New York Jets

### DRAFT CHOICES

YEAR	RND	PICK	NAME, POS.
1977	12	312	Phil Gargis, RB/DB
1989	4	98	Ron Stallworth, DE
1993	5	115	Fred Baxter, TE

### ALL-TIME ROSTER

NAME, POS.	YEARS
Billy Atkins, DB	1962-63 (NY Titans, NY Jets)
Fred Baxter, TE	1993-2000
Mark Brown, LB	2003-05
Ken Bernich, LB	1975
Frank D'Agostino, G	1960
<b>Austin Golson, OL</b>	<b>2018</b>
John Hudson, C	1996-99
<b>Darius James, OL</b>	<b>2018</b>
Corey Lemonier, LB	2016
Nick Marshall, DB	2016
Ben Obomanu, WR	2013
Kevin Porter, S	1992

Jim Price, LB	1963
Tony Richardson, FB	2008-10
Ron Stallworth, DE	1989-90
Dick Wood, QB	1963-64

## Oakland Raiders

### DRAFT CHOICES

YEAR	RND	PICK	NAME, POS.
1970	14	362	John Riley, K/P
1981	11	304	Chester Willis, RB
1987	7	183	Bo Jackson, RB
1988	9	227	Reggie Ware, RB
2010	5	138	Walter McFadden, DB

### ALL-TIME ROSTER

NAME, POS.	YEARS
Daren Bates, LB	2016
Aundray Bruce, LB	1992-98 (LA/Oakland)
Jason Campbell, QB	2010-11
<b>Daniel Carlson, K</b>	<b>2018-19</b>
Quentin Groves, LB	2010-11
<b>Joshua Holsey, DB</b>	<b>2019</b>
Bo Jackson, RB	1987-90 (Los Angeles)
Pat Lee, CB	2012-13
Walter McFadden, DB	2010
Jonathan Palmer, T	2007
Ken Rice, G	1964-65
Carlos Rogers, DB	2014
Pat Sims, DT	2013-14
Ryan Taylor, LB	2000
Neiko Thorpe, DB	2014-15
Chester Willis, RB	1981-84 (LA/Oakland)
Dick Wood, QB	1965
Chris Woods, WR	1987-88 (Los Angeles)
Alexander Wright, WR	1992-94 (Los Angeles)
<b>Gabe Wright, DL</b>	<b>2018-19</b>

## Philadelphia Eagles

### DRAFT CHOICES

YEAR	RND	PICK	NAME, POS.	
1937	4	31	Walter Gilbert, B	
1943	3	17	Monk Gafford, B	
1956	2	16	Frank D'Agostino, T	
1958	27	316	Hindman Wall, E	
1959	16	182	Ken Paduch, T	
		28	Leo Sexton, E	
1961	16	224	G.W. Clapp, G	
1962	6	83	John McGeever, HB	
1987	3	65	Ben Tamburello, C	
1991	3	76	Rob Selby, G/T	
		7	188	James Joseph, RB
1992	5	129	Corey Barlow, DB	
2008	7	230	King Dunlap, OT	
2016	6	196	Blake Countess, DB	

### ALL-TIME ROSTER

NAME, POS.	YEARS
Corey Barlow, CB	1993
James Bostic, RB	1998-99
Ronnie Brown, RB	2011
Bill Cody, LB	1972
Frank D'Agostino, G	1956
King Dunlap, OT	2008-12
Eric Floyd, OL	1992-93
Bobby Freeman, B	1960-61
Roderick Hood, DB	2003-06
John Hudson, G	1991-95
James Joseph, RB	1991-94
Cody Parkey, PK	2014-15
<b>Stephen Roberts, DB</b>	<b>2018</b>
Herbert Roton, E	1937
Rob Selby, OL	1991-94
Takeo Spikes, LB	2007
Ben Tamburello, C/G	1987-90
Ed West, TE	1995-96
Tex Williams, G	1942
James Willis, LB	1995-98
Jerry Wilson, E	1959-60



# Auburn By NFL Team

## Pittsburgh Steelers

### DRAFT CHOICES

YEAR	RND	PICK	NAME, POS.
1945	23	231	Everett Hartwell, E
1949	16	156	Denvard Snell, T
1953	20	234	Will Lee Hayley, E
1962	13	173	Dave Woodward, T
1982	7	172	Edmund Nelson, DT
1986	2	36	Gerald Williams, DE
2002	1	30	Kendall Simmons, OL
2015	3	87	Sammie Coates, WR

### ALL-TIME ROSTER

NAME, POS.	YEARS
Chester Bulger, T	1944
Gregg Carr, LB	1985-88
Sammie Coates, WR	2015-16
Wayne Gandy, OT	1999-02
Kevin Greene, LB	1993-95
Edmund Nelson, DE	1982-87
Kendall Simmons, OL	2002-08
Ricky Sutton, DL	1993
Ben Tate, RB	2014
Ben Thomas, DE	1988
Gerald Williams, DE	1986-94

## LA/San Diego Chargers

### DRAFT CHOICES

YEAR	RND	PICK	NAME, POS.
1975	3	73	Mike Fuller, DB
	4	101	Ken Bernich, LB
1981	1	24	James Brooks, RB
1984	5	118	Lionel James, RB
1985	10	264	David King, DB
2000	4	113	Leonardo Carson, DL
2006	2	50	Marcus McNeill, OT
2009	4	133	Tyrone Green, OG

### ALL-TIME ROSTER

NAME, POS.	YEARS
James Brooks, RB	1981-83
Ronnie Brown, RB	2012-14
Leonardo Carson, DT	2000-03
Lewis Colbert, P	1989
Chris Davis, DB	2014
King Dunlap, OL	2013-16
Eric Floyd, OL	1990-91
Wayne Frazier, C	1962
Mike Fuller, S	1975-80
Tyrone Green, OG	2009-12
George Gross, DT	1963-67
Jeff Jackson, LB	1987-88
Lionel James, RB	1984-88
David King, DB	1985
Chris Landrum, DE	2016, 18
Marcus McNeill, OT	2006-11
Ron Middleton, TE	1995
Trovon Reed, DB	2016
Walter Reeves, TE	1996
Gerald Robinson, DE	1989-90
Takeo Spikes, LB	2011-12
Dick Wood, QB	1962

## San Francisco 49ers

### DRAFT CHOICES

YEAR	RND	PICK	NAME, POS.
1955	16	189	Jim Hall, E
1956	20	232	Bob Scarborough, C
1958	3	33	Bob Hoppe, B
	5	59	Billy Atkins, B
1960	9	107	Bobby Wasden, E
1964	19	253	Larry Rawson, B
1968	1	15	Forrest Blue, C
1971	6	153	Alvin Bresler, WR
1972	1	19	Terry Beasley, WR
1986	4	101	Steve Wallace, T
	10	270	Harold Hallman, LB
1997	6	180	Fred Beasley, FB
2001	7	209	Alex Lincoln, LB
2013	3	88	Corey Lemonier, LB

### ALL-TIME ROSTER

NAME, POS.	YEARS
Billy Atkins, DB	1958-59
Fred Beasley, RB	1998-05
Forrest Blue, C	1968-74
<b>Shon Coleman, OL</b>	<b>2019</b>
Joe Cribbs, RB	1986-87
Chris Davis, DB	2015-16
<b>Dee Ford, DE</b>	<b>2019</b>
Kevin Greene, LB	1997
Brandon Jacobs, RB	2012
Jon Kilgore, P	1969
Corey Lemonier, LB	2013-15
Alex Lincoln, LB	2001-02
Carlo Rogers, CB	2011-13
Takeo Spikes, LB	2008-10
Steve Wallace, OT	1986-96
Jerry Wilson, E	1960

## Seattle Seahawks

### DRAFT CHOICES

YEAR	RND	PICK	NAME, POS.
1987	5	119	Tommie Agee, FB
2001	3	82	Heath Evans, FB
2006	7	249	Ben Obomanu, WR
2007	5	161	Will Herring, LB
	6	197	Courtney Taylor, WR

### ALL-TIME ROSTER

NAME, POS.	YEARS
Tommie Agee, FB	1988
Karsten Bailey, WR	1999-00
Heath Evans, FB	2001-04
Byron Franklin, WR	1985-87
Chris Gray, OT	1998-07
Will Herring, LB	2007-10
Kevin Hobbs, DB	2007-08
Ben Obomanu, WR	2006-12
Trovon Reed, DB	2015, 2018
Courtney Taylor, WR	2007-08
<b>Neiko Thorpe, DB</b>	<b>2016-19</b>
James Willis, LB	1999

## Tampa Bay Buccaneers

### DRAFT CHOICES

YEAR	RND	PICK	NAME, POS.
1986	1	1	Bo Jackson, RB
1988	4	83	Robert Goff, DT
2005	1	5	Carnell Williams, RB
2018	2	63	Carlton Davis, DB
2019	3	94	Jamel Dean, DB

### ALL-TIME ROSTER

NAME, POS.	YEARS
<b>Peyton Barber, RB</b>	<b>2016-19</b>
James Brooks, RB	1992
DeMarcus Curry, T	2000-01
<b>Carlton Davis, DB</b>	<b>2018-19</b>
<b>Jamel Dean, DB</b>	<b>2019</b>
Robert Goff, DT	1988-89
David Jordan, G	1987
DaVonte Lambert, DL	2016-17
Kevin McLeod, RB	1999
Alvin Mitchell, FB	1989
Neil O'Donoghue, K	1978-79
Jeff Parks, TE	1988
George Peoples, RB	1984-85
Benji Roland, DE	1990
Travaris Robinson, FS	2003
Carnell Williams, RB	2005-10

## Tennessee Titans

### DRAFT CHOICES

YEAR	RND	PICK	NAME, POS.
1974	11	261	Steve Taylor, C
1981	11	297	Claude Mathews, G
1984	2	29	Doug Smith, DE
1986	5	114	Jeff Parks, TE
1988	6	157	Kurt Crain, LB
1995	5	159	Gary Walker, DE
2009	2	62	Sen'Derrick Marks, DT
2011	7	212	Zach Clayton, DT
2015	4	100	Angelo Blackson, DL

### ALL-TIME ROSTER

NAME, POS.	YEARS
<b>Daren Bates, LB</b>	<b>2017-19</b>
David Beverly, P	1974 (Houston Oilers)
Rob Bironas, K	2005-13
Angelo Blackson, DL	2015-16
Zach Clayton, DT	2011-12
Al Del Greco, K	1991-2000 (Hou. Oilers, Tenn. Oilers, Tenn. Titans)
Wayne Frazier, C	1965 (Houston Oilers)
Quentin Groves, LB	2014
Roderick Hood, DB	2009-10
Sen'Derrick Marks, DT	2009-12
Jeff Parks, TE	1986-87 (Houston Oilers)
Doug Smith, DT	1985-92 (Houston Oilers)
Mickey Sutton, S	1966 (Houston Oilers)
Gary Walker, DE	1995-98 (Hou. Oilers, Tenn. Oilers, Tenn. Titans)
Cooper Wallace, TE	2006

## Washington Redskins

### DRAFT CHOICES

YEAR	RND	PICK	NAME, POS.
1939	6	68	Bo Russell, T
1942	2	21	Rufus Deal, B
1945	9	84	Curtis Kuykendall, B
	17	193	Jim Bradshaw, C
1956	18	213	Jim Pyburn, E
1958	10	114	Ben Preston, T
1959	19	220	Bobby Lauder, B
1963	20	274	Joe Baughan, T
1996	4	102	Stephen Davis, RB
2005	1	9	Carlos Rogers, CB
2005	1	25	Jason Campbell, QB
2017	7	235	Joshua Holsley, DB

### ALL-TIME ROSTER

NAME, POS.	YEARS
Fred Baxter, TE	2004
Jason Campbell, QB	2005-09
Bull Cochran	1949
Stephen Davis, RB	1996-02
Tristan Davis, RB	2011-13
Rufus Deal, B	1942
Casey Dunn, OL	2018
Bobby Freeman, B	1962
Tyrone Goodson, WR	2001
Joshua Holsley, DB	2017-18
Fred Hyatt, WR	1973
Tim Jessie, RB	1987
Robert Johnson, TE	2005
<b>Cassanova McKinzy, LB</b>	<b>2018-19</b>
Ron Middleton, TE	1988, '90-'93
Anthony Mix, WR	2007
Ben Nowland, C	2004-05
Dan Nugent, OG	1976-78, '80
Mike Pucillo, OG	2006-07
Tracy Rucker, DT	1989-90
Carlos Rogers, DB	2005-10
Bo Russell, T	1939-40
Marcus Washington, LB	2004-08
<b>Darrell Williams, LB</b>	<b>2019</b>

\*On roster as of August 15, 2019

# Auburn In Other Leagues

## AAF

### ALL-TIME ROSTER

NAME, POS.	YEARS	TEAM
Quan Bray, WR	2019	Birmingham Iron
Chris Davis, DB	2019	Birmingham Iron
Trovon Reed, DB	2019	Birmingham Iron
Ryan White, DB	2019	Birmingham Iron
Avery Young, OL	2019	Birmingham Iron

## ARENA

### ALL-TIME ROSTER

NAME, POS.	YEARS	TEAM
Thomas Bailey, WR/LB	1998-2000	Grand Rapids Rampage
	2001	Orlando Predators
	2002	Buffalo Destroyers
	2003	Detroit Fury
	2004	Grand Rapids Rampage
Corey Barlow, LS	1999	Grand Rapids Rampage
	1999	Nashville Kats
Reggie Barlow, OL/DL	1996	Albany Firebirds
Wilson Bell, OL	2019	Baltimore Brigade
Rob Bironas, K	2004	Carolina Cobras
	2005	New York Dragons
Eddie Blake, OL/DL	1998	New York CityHawks
	2000	New England Sea Wolves
Jayson Bray, WR/DB	2002-05	Georgia Force
Jimmy Brumbaugh, OL/DL	2002	Georgia Force
Larry Casher, WR/DB	2003	Carolina Cobras
Markeith Cooper, OS	2002-04	Georgia Force
	2005	New York Dragons
Dameyune Craig, QB	2002	Indiana Firebirds
Monreko Crittenden, OL	2008	Los Angeles Avengers
Ronney Daniels, WR/LB	2005-06	Tampa Bay Storm
	2007	Grand Rapids Rampage
Devonte Danzey, OL	2019	Washington Valor
Tez Doolittle, DL	2010	Arizona Rattlers
Joe Frazier, FB/LB	1996-97	Milwaukee Mustangs
Rodney Garner, OL/DL	1989-90	Pittsburgh Gladiators
Robert Goff, OL/DL	1998-2001	Tampa Bay Storm
Victor Hall, OL/DL	1994-99	Orlando Predators
	2000-01	Los Angeles Avengers
Randy Hart, OL/DL	1994-98	Milwaukee Mustangs
Ernest Hodge, OL/DL	1990	Pittsburgh Gladiators
Byron Isom, OL	2014	Tampa Bay Storm
DaVonte Lambert, DL	2019	Albany Empire
Ramon Luster, OL/DL	1996	Memphis Pharaohs
	1997-2000	San Jose SaberCats
	2001	Buffalo Destroyers
	2004	Grand Rapids Rampage
Stanley McClover, DL	2011	Chicago Rush
Dell McGee, DS	2000	Carolina Cobras
	2001	Nashville Kats
Tony McLain, OL/DL	2008	Kansas City Command
Kevin McLeod, FB/LB	2003	Orlando Predators
Andre Miller, OL/DL	1996	Memphis Pharaohs
Anthony Mix, WR	2010	Arizona Rattlers
Marcellus Mostella, FB/LB	1998-2001	Grand Rapids Rampage
Otis Mounds, LS	1996	Memphis Pharaohs
	1997-2000	Florida Bobcats
	2001	Carolina Cobras
	2001	Buffalo Destroyers
Ben Nowland, OL	2006	Grand Rapids Rampage
Eric Ramsey, WR/DB	1994	Albany Firebirds
Troy Reddick, OL/DL	2008	Dallas Desperados
Prechae Rodriguez, WR	2012	Tampa Bay Storm
	2013	Orlando Predators
	2014	Pittsburgh Power
	2015-16	Jacksonville Sharks
	2016	Tampa Bay Storm
Lamar Rogers, OL/DL	1996	Tampa Bay Storm
	1997	Florida Bobcats
Fred Smith, WR/LB	1996-97	Milwaukee Mustangs
Tony Stevens, WR	2019	Columbus Destroyers
John Vaughn, K	2008	Orlando Predators

## CFL

### ALL-TIME ROSTER

NAME, POS.	YEARS	TEAM
Darvin Adams, WR	2007-09	Hamilton Tiger-Cats
	2013-14	Toronto Argonauts
	2015-19	Winnipeg Blue Bombers
Karsten Bailey, WR	2004-05	Saskatchewan Roughriders
Robert Baker, WR	2004-06	Toronto Argonauts
	2006	Winnipeg Blue Bombers
Tray Blackmon, LB	2009	Calgary Stampeders
Eddie Blake, OL	1996, 2000	Winnipeg Blue Bombers
Dante Booker, DT	2004	BC Lions
	2006	Winnipeg Blue Bombers
Jayson Bray, DB	2002-03	Calgary Stampeders
	2003	BC Lions
	2004	Winnipeg Blue Bombers
Quan Bray, WR	2019	Montreal Alouettes
Antonio Coleman, DE	2013	Saskatchewan Roughriders
	2013	Calgary Stampeders
Charlie Collins, LB	1968-70	Montreal Alouettes
	1971-75	Saskatchewan Roughriders
Markeith Cooper, WR	2002	Toronto Argonauts
John, Dailey, LB	1985	Edmonton Eskimos
Ernie Danjean, LB	1959-60	Hamilton Tiger-Cats
	1961-63	Calgary Stampeders
Damon Duval, K	2005-2010	Montreal Alouettes
	2011	Edmonton Eskimos
Haven Fields, LB	2002	Hamilton Tiger-Cats
	2003	BC Lions
Ted Foret, T	1960	Montreal Alouettes
Jim Hall, E	1956	Hamilton Tiger-Cats
Harold Hallman, DT	1986-88	Calgary Stampeders
	1988-93	Toronto Argonauts
Martavius Houston, LB	1999-2000, 02	Toronto Argonauts
	2004	BC Lions
Jeff Jackson, LB	1991-92	Ottawa Rough Riders
	1993	BC Lions
Fob James, HB	1956	Montreal Alouettes
Tim Jessie, RB	1988-92	Winnipeg Blue Bombers
Kenny Kelly	2002	Toronto Argonauts
Ed King, G, T	1998	Saskatchewan Roughriders
	1999	Montreal Alouettes
Bill Langner, T	1974	Hamilton Tiger-Cats
	1974	Toronto Argonauts
Tommy Lorino, HB	1959	Edmonton Eskimos
Nick Marshall, DB/QB	2018-19	Saskatchewan Roughriders
Tre Mason, RB	2018	Saskatchewan Roughriders
Claude Matthews, DL	1982-83	Hamilton Tiger-Cats
Robert Meeks, OL	1995	Baltimore Stallions
Jonathon Mincy, DB	2016-17	Montreal Alouettes
Derrick Moncrief, DB	2017-18	Saskatchewan Roughriders
Quentin Riggins, LB	1990	Winnipeg Blue Bombers
Prechae Rodriguez, WR	2008-09	Hamilton Tiger-Cats
Chris Shelling, DB, LB	1998-03	Hamilton Tiger-Cats
Jim Sidle, TE	1967-68	BC Lions
Dan Skutack, LB	1982	Calgary Stampeders
Reggie Slack, QB	1993-94, 02	Toronto Argonauts
	1994, 03	Hamilton Tiger-Cats
	1995	Birmingham Barracudas
	1995-96	Winnipeg Blue Bombers
	1997-99	Saskatchewan Roughriders
Zeke Smith, LB, G	1962	Toronto Argonauts
	1963	Edmonton Eskimos
Tre Smith, RB	2008-09	Hamilton Tiger-Cats
Mickey Sutton, DB	1967-68	Montreal Alouettes
Courtney Taylor	2011-14	BC Lions
Cliff Toney, DB	1984-88	Edmonton Eskimos
Patrick Trahan, LB	2014	Edmonton Eskimos
Demond Washington, DB	2012-15	Winnipeg Blue Bombers
	2016-17	Hamilton Tiger-Cats
Cleve Wester, T	1959	Toronto Argonauts
Willie Whitehead, DE	1995	Baltimore Stallions
	1997-98	Hamilton Tiger-Cats
John Wiley, DB	1993	Sacramento Gold Miners
Duke Williams, WR	2017-18	Edmonton Eskimos
Quency Williams, DL	1987-88	Calgary Stampeders
	1989-92	Winnipeg Blue Bombers
Jerry Wilson, WR	1962-64	Toronto Argonauts
Chris Woods, WR	1984-85	Edmonton Eskimos
	1986	Toronto Argonauts

# Auburn In Other Leagues

## NFL EUROPE

### ALL-TIME ROSTER

NAME, POS.	YEARS	TEAM
Thomas Bailey, WR	1997	Rhein Fire
Robert Baker, WR	2003	Frankfurt Galaxy
Jayson Bray, DB	2000	Frankfurt Galaxy
Carlo Cheattom, DB	1991	San Antonio Riders
Dameyune Craig, QB	1999	Scottish Claymores
Darrell Crawford, LB	1996	London Monarchs
Andy Fuller, TE	1997	Barcelona Dragons
Victor Hall, TE	1995	Barcelona Dragons
Nate Hill, DE	1991-92	Sacramento Surge
Jaret Holmes, K	2000	Berlin Thunder
Chuckie Johnson, DT	1995-96	Barcelona Dragons
	1996	Rhein Fire
Ed King, OT	1995	Barcelona Dragons
Win Lyle, K	1991	Birmingham Fire
Kendell Mack, OG	2001	Scottish Claymores
	2002	Frankfurt Galaxy
Dell McGee, DB	1999	Rhein Fire
Jeris McIntyre, WR	2005	Rhein Fire
Kevin McLeod, RB	2001	Frankfurt Galaxy
Bob Meeks, C	1996	Barcelona Dragons
Javor Mills, DE	2005	Cologne Centurions
Ben Nowland, C	2004-05	Frankfurt Galaxy
Craig Ogletree, LB	1992	Birmingham Fire
Kevin Porter, DB	1995	London Monarchs
Quentin Riggins, LB	1991	Raleigh Skyhawks
Tracy Rocker, DT	1992	Orlando Thunder
Lamar Rogers, DE	1995	Scottish Claymores
Stacy Searels, OT	1991	New York Knights
Chris Shelling, DB	1997-98	Rhein Fire
Reggie Slack, QB	1992	New York Knights
Brian Smith, LB	1992	New York Knights
Ricky Sutton, DE	1996	Barcelona Dragons
Ryan Taylor, LB	2000	Scottish Claymores
Brad Ware, DB	2000	Barcelona Dragons
Stan White, QB	1997	London Monarchs
William Whitehead, DE	1999	Frankfurt Galaxy
Horace Willis, DB	2004	Rhein Fire
Marcell Willis, WR	2006	Hamburg Sea Devils

## USFL

### ALL-TIME ROSTER

NAME	YEAR	TEAM
Tom Banks	1983-84	Birmingham Stallions
Adam Bollinger	1983-84	Birmingham Stallions
Chuck Clanton	1983-85	Birmingham Stallions
Joe Cribbs	1983-85	Birmingham Stallions
Skip Johnston	1983-84	Birmingham Stallions
Doug Smith	1983-84	Birmingham Stallions
Freddie Smith	1983	Birmingham Stallions
Charlie Troutman	1983	Birmingham Stallions

*Research by student assistants Tyler Carter, Zachary Pike and Graham Thomas*

# 2019 Opponent Directory

## Oregon

August 31 • Arlington, Texas

Head Coach..... Mario Cristobal (Miami, 1993)  
Career Record..... 36-52  
Record at Oregon..... 9-5  
Series vs. Auburn..... AU leads, 1-0  
At Neutral ..... AU leads, 1-0  
Football Contact..... Jimmy Stanton  
Email..... jstanton@uoregon.edu  
Office..... (541) 346-5538  
Website..... www.goducks.com

## Tulane

September 7 • Auburn, Ala.

Head Coach..... Willie Fritz (Pittsburg St., 1983)  
Career Record..... 34-28  
Record at Tulane..... 16-21  
Series vs. Auburn..... Tulane leads, 17-14-6  
At Auburn ..... Series tied, 1-1  
At New Orleans..... Tulane leads, 12-9-5  
At Neutral ..... Series tied, 4-4-1  
Football Contact..... Tom Symonds  
Email..... tsymonds@tulane.edu  
Office..... (504) 862-8249  
Website..... www.tulanegreenwave.com

## Kent State

September 14 • Auburn, Ala.

Head Coach..... Sean Lewis (Wisconsin, 2007)  
Career Record..... 2-10  
Record at Kent State..... 2-10  
Series vs. Auburn..... first meeting  
Football Contact..... Taylor Czajkowski  
Email..... tczajkow@kent.edu  
Office..... (330) 672-3084  
Website..... www.kentstatesports.com

## Texas A&M

September 21 • College Station, Texas

Head Coach..... Jimbo Fisher (Salem, 1990)  
Career Record..... 92-27  
Record at Texas A&M..... 9-4  
Series vs. Auburn..... A&M leads, 5-4  
At Auburn ..... A&M leads, 3-1  
At College Station ..... AU leads, 3-0  
At Neutral ..... A&M leads, 2-0  
Football Contact..... Alan Cannon  
Email..... acannon@athletics.tamu.edu  
Office..... (979) 845-5725  
Website..... www.12thman.com

## Mississippi State

September 28 • Auburn, Ala.

Head Coach..... Joe Moorhead (Fordham, 1996)  
Career Record..... 46-18  
Record at Mississippi State..... 8-5  
Series vs. Auburn..... AU leads, 63-27-2  
At Auburn ..... AU leads, 29-7  
At Starkville ..... AU leads, 13-7-1  
At Neutral ..... AU leads 21-13-1  
Football Contact..... Bill Martin  
Email..... Bmartin@athletics.msstate.edu  
Office..... (662) 325-0967  
Website..... www.hailstate.com

## Florida

October 6 • Gainesville, Fla.

Head Coach..... Dan Mullen (Ursinus, 1994)  
Career Record..... 79-49  
Record at Florida..... 10-3  
Series vs. Auburn..... AU leads, 43-38-2  
At Auburn ..... AU leads, 26-8-1  
At Gainesville..... UF leads, 24-9  
At Neutral ..... AU leads 8-7-1  
Football Contact..... Steve McClain  
Email..... SteveM@gators.ufl.edu  
Office..... (352) 375-4683, ext. 6115  
Website..... www.floridagators.com

## Arkansas

October 19 • Fayetteville, Ark.

Head Coach..... Chad Morris (Texas A&M, 1992)  
Career Record..... 16-33  
Record at Arkansas..... 2-10  
Series vs. Auburn..... AU leads, 16-11-1  
At Auburn ..... AU leads, 8-5-1  
At Fayetteville..... AU leads, 7-5  
At Neutral ..... Series tied, 1-1  
Football Contact..... Kyle Parkinson  
Email..... (479) 575-2752  
Office..... kparkin@uark.edu  
Website..... www.arkansasrazorbacks.com

## LSU

October 26 • Baton Rouge, La.

Head Coach..... Ed Orgeron (Northwestern St., 1984)  
Career Record..... 41-36  
Record at LSU..... 25-9  
Series vs. Auburn..... LSU leads, 30-22-1  
At Auburn ..... AU leads, 12-8  
At Baton Rouge ..... LSU leads, 17-6-1  
At Neutral ..... AU leads, 5-4  
Football Contact..... Michael Bonnette  
Email..... mbonnet@lsu.edu  
Office..... (225) 578-8226  
Website..... www.lsusports.net

## Ole Miss

November 2 • Auburn, Ala.

Head Coach..... Matt Luke (Ole Miss, 1998)  
Career Record..... 11-13  
Record at Ole Miss..... 11-13  
Series vs. Auburn..... AU leads, 32-11  
At Auburn ..... AU leads, 15-3  
At Oxford ..... AU leads, 12-3  
At Neutral ..... Series tied, 5-5  
Football Contact..... Kyle Campbell  
Email..... kyle@olemiss.edu  
Office..... (662) 915-7522  
Website..... www.olemissports.com

## Georgia

November 16 • Auburn, Ala.

Head Coach..... Kirby Smart (Georgia, 1999)  
Career Record..... 32-10  
Record at Georgia..... 32-10  
Series vs. Auburn..... UGA leads, 59-56-8  
At Auburn ..... UGA leads, 16-12-2  
At Athens ..... AU leads, 18-15  
At Neutral ..... UGA leads 28-26-6  
Football Contact..... Claude Felton  
Email..... cfelton@sports.uga.edu  
Office..... (706) 542-1621  
Website..... www.georgiadogs.com

## Samford

November 23 • Auburn, Ala.

Head Coach..... Chris Hatcher (Valdosta St., 1995)  
Career Record..... 148-76  
Record at Samford..... 27-19  
Series vs. Auburn..... AU leads, 27-0-1  
At Auburn ..... AU leads, 13-0  
At Birmingham ..... AU leads, 8-0-1  
At Neutral ..... AU leads, 6-0  
Football Contact..... Joey Mullins  
Email..... jmmulli@samford.edu  
Office..... (205) 726-2799  
Website..... www.samfordsports.com

## Alabama

November 30 • Auburn, Ala.

Head Coach..... Nick Saban (Kent St., 1973)  
Career Record..... 237-63-2  
Record at Alabama..... 141-21  
Series vs. Auburn..... UA leads, 46-36-1  
At Auburn ..... AU leads, 9-5  
At Tuscaloosa ..... AU leads, 7-5  
At Neutral ..... UA leads, 36-20-1  
Football Contact..... Josh Maxson  
Email..... jmaxson@ia.ua.edu  
Office..... (205) 348-3631  
Website..... www.rolltide.com



# Auburn Superlatives vs. SEC Opponents

## Alabama

### RUSHING ATTEMPTS

37 Rudi Johnson, 2000  
32 Joe Cribbs, 1978

### RUSHING YARDS

256 Bo Jackson, 1983  
204 Carnell Williams, 2003

### RECEPTIONS

11 Ryan Davis, 2017  
9 Terry Beasley, 1970  
8 Terry Beasley, 1971  
8 Karsten Bailey, 1998

### RECEIVING YARDS

206 Sammie Coates, 2014  
179 Ryan Davis, 2017  
141 Alexander Wright, 1989  
138 Darvin Adams, 2009  
131 Terry Beasley, 1970

### PASSING ATTEMPTS

43 Nick Marshall, 2014  
42 Patrick Nix, 1994  
39 Ben Leard, 1999

### PASSING COMPLETIONS

27 Nick Marshall, 2014  
26 Ben Leard, 1999  
23 Patrick Nix, 1994

### PASSING YARDS

456 Nick Marshall, 2014  
317 Pat Sullivan, 1970  
274 Reggie Slack, 1989  
270 Jason Campbell, 2004

### PASSING TOUCHDOWNS

3 Cam Newton, 2010  
3 Nick Marshall, 2014  
2 Ben Leard, 1999  
2 Patrick Nix, 1995  
2 Jason Campbell, 2002  
2 Brandon Cox, 2005  
2 Chris Todd, 2009  
2 Nick Marshall, 2013

### TEAM BESTS

Rushing Attempts .....59 (1983)  
Rushing Yards.....355 (1983)  
Passing Attempts.....43 (2014)  
Passing Completions .....27 (2014)  
Passing Yards.....456 (2014)  
Total Offense.....630 (2014)

## Arkansas

### RUSHING ATTEMPTS

37 Peyton Barber, 2015  
35 Carnell Williams, 2003  
33 Kenny Irons, 2005

### RUSHING YARDS

246 Stephen Davis, 1994  
211 James Bostic, 1992  
192 Kamryn Pettway, 2016  
188 Cam Newton, 2010  
184 Ben Tate, 2009  
182 Kenny Irons, 2005  
177 Cameron Artis-Payne, 2014  
168 Tre Mason, 2013  
150 Carnell Williams, 2003

### RECEPTIONS

17 Willie Goshua, 1995  
8 Ryan Davis, 2017

### RECEIVING YARDS

222 Willie Goshua, 1995  
156 Tim Carter, 2001  
154 D'haquille Williams, 2014  
146 Darius Slayton, 2017  
134 Frank Thomas, 1993

### PASSING ATTEMPTS

52 Patrick Nix, 1995  
40 Daniel Cobb, 2001

### PASSING COMPLETIONS

34 Patrick Nix, 1995  
22 Daniel Cobb, 2001

### PASSING YARDS

387 Patrick Nix, 1995  
297 Jason Campbell, 2004  
254 Daniel Cobb, 2001  
254 Sean White, 2015

### PASSING TOUCHDOWNS

3 Jason Campbell, 2004  
3 Brandon Cox, 2005

### TEAM BESTS

Rushing Attempts .....57 (2016)  
Rushing Yards.....543 (2016)  
Passing Attempts.....52 (1995)  
Passing Completions .....34 (1995)  
Passing Yards.....387 (1995)  
Total Offense.....632 (2016)

## Florida

### RUSHING ATTEMPTS

33 James Brooks, 1980  
30 Joe Cribbs, 1978

### RUSHING YARDS

196 Bo Jackson, 1983  
166 Brent Fullwood, 1986

### RECEPTIONS

10 Thomas Bailey, 1994  
9 Rodgeriquus Smith, 2007  
8 Clifton Robinson, 1998

### RECEIVING YARDS

176 Terry Beasley, 1970  
117 Thomas Bailey, 1994

### PASSING ATTEMPTS

51 Patrick Nix, 1994  
39 Jeff Klein, 1999

### PASSING COMPLETIONS

28 Patrick Nix, 1994  
23 Stan White, 1993

### PASSING YARDS

366 Pat Sullivan, 1970  
319 Patrick Nix, 1994

### PASSING TOUCHDOWNS

4 Pat Sullivan, 1970  
3 Patrick Nix, 1994  
3 Loran Carter, 1968

### TEAM BESTS

Rushing Attempts .....59 (1980)  
Rushing Yards.....316 (1983)  
Passing Attempts.....51 (1994)  
Passing Completions .....28 (1994)  
Passing Yards.....442 (1970)  
Total Offense.....566 (1970)

# Auburn Superlatives vs. SEC Opponents

## Georgia

### RUSHING ATTEMPTS

41 Carnell Williams, 2001  
38 Stacy Danley, 1988  
37 Kenny Irons, 2005

### RUSHING YARDS

250 Joe Cribbs, 1978  
200 James Brooks

### RECEPTIONS

13 Ryan Davis, 2018  
9 Ronney Danials, 1999  
9 Karsten Bailey, 1998  
8 Marcus Davis, 2015

### RECEIVING YARDS

249 Ronney Danials, 1999  
150 Lawyer Tillman, 1986

### PASSING ATTEMPTS

45 Gabe Gross, 1998  
44 Pat Sullivan, 1970

### PASSING COMPLETIONS

24 Jarrett Stidham, 2018  
24 Ben Leard, 2000  
24 Ben Leard, 1999  
24 Pat Sullivan, 1970

### PASSING YARDS

416 Ben Leard, 1999  
320 Pat Sullivan, 1970

### PASSING TOUCHDOWNS

4 Pat Sullivan, 1971  
3 Ben Leard, 1999  
3 Jarrett Stidham, 2017

### TEAM BESTS

Rushing Attempts .....63 (1978)  
Rushing Yards.....438 (1978)  
Passing Attempts.....45 (1998)  
Passing Completions .....25 (2018)  
Passing Yards.....416 (1999)  
Total Offense.....566 (2013)

## Kentucky

### RUSHING ATTEMPTS

31 Ben Tate, 2009  
28 Cam Newton, 2010  
26 Peyton Barber, 2015  
23 Kenny Irons, 2005  
18 Bo Jackson, 1982  
17 James Joseph, 1988  
17 Carnell Williams, 2004

### RUSHING YARDS

198 Cam Newton, 2010  
167 Wallace Clark, 1970

### RECEPTIONS

9 Terry Beasley, 1971  
7 Ricardo Louis, 2015

### RECEIVING YARDS

194 Terry Beasley, 1971  
154 Ricardo Louis, 2015

### PASSING ATTEMPTS

27 Pat Sullivan, 1970  
27 Patrick Nix, 1995  
27 Sean White, 2015

### PASSING COMPLETIONS

18 Patrick Nix, 1995  
17 Sean White, 2015  
16 Pat Sullivan, 1970

### PASSING YARDS

262 Patrick Nix, 1995  
255 Sean White, 2015  
253 Pat Sullivan, 1971

### PASSING TOUCHDOWNS

3 Patrick Nix, 1995  
2 Pat Sullivan, 1971

### TEAM BESTS

Rushing Attempts .....61 (1982)  
Rushing Yards.....388 (2005)  
Passing Attempts.....33 (1995)  
Passing Completions .....22 (1995)  
Passing Yards.....304 (1971)  
Total Offense.....589 (2005)

## LSU

### RUSHING ATTEMPTS

36 Rudi Johnson, 2000  
35 James Brooks, 1980

### RUSHING YARDS

223 Cam Newton, 2010  
218 Kenny Irons, 2005  
210 James Brooks, 1980  
156 Kerryon Johnson, 2017  
139 Rudi Johnson, 2000

### RECEPTIONS

9 Clifton Robinson, 1998

### RECEIVING YARDS

144 Sammie Coates, 2014  
139 Sammie Coates, 2013  
134 Terry Beasley, 1970  
130 Clifton Robinson, 1998

### PASSING ATTEMPTS

45 Dameyune Craig, 1997  
40 Brandon Cox, 2005  
38 Ben Leard, 1998

### PASSING COMPLETIONS

23 Dameyune Craig, 1997  
21 Ben Leard, 2000  
21 Ben Leard, 1998

### PASSING YARDS

342 Dameyune Craig, 1997  
304 Ben Leard, 1999

### PASSING TOUCHDOWNS

3 Ben Leard, 1999  
2 Brandon Cox, 2007  
2 Ben Leard, 1998  
2 Ben Leard, 2000  
2 Dameyune Craig, 1997  
2 Nick Marshall, 2014  
2 Jeremy Johnson, 2015

### TEAM BESTS

Rushing Attempts .....62 (1980)  
Rushing Yards.....440 (2010)  
Passing Attempts.....45 (1997)  
Passing Completions .....23 (1997)  
Passing Yards.....342 (1997)  
Total Offense.....566 (2014)

# Auburn Superlatives vs. SEC Opponents

## Ole Miss

### RUSHING ATTEMPTS

38 Bo Jackson, 1985  
36 Joe Cribbs, 1978

### RUSHING YARDS

240 Bo Jackson, 1985  
236 Kamryn Pettway, 2016  
224 Ronnie Brown, 2002

### RECEPTIONS

9 Markeith Cooper, 1999  
8 Chris Slaughter, 2008  
8 Rodgeriquis Smith, 2007  
8 Courtney Taylor, 2006  
8 Terry Beasley, 1970 [Gator Bowl]

### RECEIVING YARDS

161 Robert Baker, 1996  
150 Ben Obomanu, 2003  
143 Terry Beasley, 1970 [Gator Bowl]  
137 Ricardo Louis, 2015  
131 Chris Slaughter, 2008

### PASSING ATTEMPTS

43 Kodi Burns, 2008  
43 Pat Sullivan, 1970 [Gator Bowl]  
39 Patrick Nix, 1995  
39 Stan White, 1992

### PASSING COMPLETIONS

28 Patrick Nix, 1995  
27 Kodi Burns, 2008  
27 Pat Sullivan, 1970 [Gator Bowl]

### PASSING YARDS

372 Patrick Nix, 1995  
351 Pat Sullivan, 1970 [Gator Bowl]  
319 Kodi Burns, 2008

### PASSING TOUCHDOWNS

4 Clint Moseley, 2011

### TEAM BESTS

Rushing Attempts .....82 (1985)  
Rushing Yards.....439 (1985)  
Passing Attempts.....43 (2008)  
.....43 (1992)  
.....43 (1970)  
Passing Completions .....29 (1995)  
Passing Yards.....373 (1995)  
Total Offense.....606 (1985)

## Mississippi State

### RUSHING ATTEMPTS

39 Kamryn Pettway, 2016  
36 Joe Cribbs, 1978  
35 James Joseph, 1989

### RUSHING YARDS

214 Bobby Hunt, 1959  
182 Brandon Jacobs, 2003  
179 Brent Fullwood, 1986

### RECEPTIONS

10 Tyrone Goodson, 1996  
9 Courtney Taylor, 2006  
8 Ryan Davis, 2018  
8 Freddie Hyatt, 1967

### RECEIVING YARDS

175 Frank Sanders, 1994  
145 Tyrone Goodson

### PASSING ATTEMPTS

54 Dameyune Craig, 1997  
41 Dameyune Craig, 1996

### PASSING COMPLETIONS

28 Dameyune Craig, 1996  
23 Patrick Nix, 1995  
23 Nick Marshall, 2013

### PASSING YARDS

394 Dameyune Craig, 1996  
339 Nick Marshall, 2013  
311 Patrick Nix, 1994

### PASSING TOUCHDOWNS

4 Dameyune Craig, 1996  
4 Loran Carter, 1967

### TEAM BESTS

Rushing Attempts .....59 (2009)  
.....59 (1989)  
Rushing Yards.....405 (2003)  
Passing Attempts.....54 (1997)  
Passing Completions .....29 (1996)  
Passing Yards.....429 (1996)  
Total Offense.....664 (1970)

## Missouri

### RUSHING ATTEMPTS

46 Tre Mason, 2013 [SEC Championship]  
18 Kerryon Johnson, 2017  
16 Nick Marshall, 2013 [SEC Championship]

### RUSHING YARDS

304 Tre Mason, 2013 [SEC Championship]  
101 Nick Marshall, 2013 [SEC Championship]  
74 Kam Martin, 2017  
65 Corey Grant, 2013 [SEC Championship]

### RECEPTIONS

6 Sammie Coates, 2013 [SEC Champ]  
4 Ryan Davis, 2017  
3 Rob Spivey, 1973 [Sun Bowl]

### RECEIVING YARDS

94 Sammie Coates, 2013 [SEC Champ]  
61 Nate Craig-Myers, 2017  
56 Rob Spivey, 1973 [Sun Bowl]  
54 Will Hastings, 2017

### PASSING ATTEMPTS

17 Jarrett Stidham, 2017  
15 Phil Gargis, 1973 [Sun Bowl]

### PASSING COMPLETIONS

13 Jarrett Stidham 2017  
9 Nick Marshall, 2013 [SEC Championship]  
7 Phil Gargis, 1973 [Sun Bowl]

### PASSING YARDS

218 Jarrett Stidham, 2017  
132 Nick Marshall, 2013 [SEC Championship]  
120 Phil Gargis, 1973 [Sun Bowl]

### PASSING TOUCHDOWNS

2 Phil Gargis, 1973 [Sun Bowl]

### TEAM BESTS

Rushing Attempts .....74 (2013)  
Rushing Yards.....545 (2013)  
Passing Attempts.....21 (2017)  
Passing Completions .....16 (2017)  
Passing Yards.....219 (2017)  
Total Offense.....677 (2013)

# Auburn Superlatives vs. SEC Opponents

## South Carolina

### RUSHING ATTEMPTS

41 Michael Dyer, 2011  
 27 Kenny Irons, 2006  
 25 Cam Newton, 2010  
 25 Cameron Artis-Payne, 2014  
 23 Michael Dyer, 2010

### RUSHING YARDS

176 Cam Newton, 2010  
 167 Cameron Artis-Payne, 2014  
 141 Michael Dyer, 2011  
 117 Kenny Irons, 2006  
 102 Ricardo Louis, 2014  
 100 Michael Dyer, 2010

### RECEPTIONS

7 Darvin Adams, 2010 [SECCG]  
 6 Karsten Bailey, 1997

### RECEIVING YARDS

217 Darvin Adams, 2010 [SECCG]  
 99 Karsten Bailey, 1997  
 65 Tyrone Goodson, 1997

### PASSING ATTEMPTS

39 Dameyune Craig, 1997  
 29 Brandon Cox, 2005

### PASSING COMPLETIONS

24 Dameyune Craig, 1997  
 19 Brandon Cox, 2005

### PASSING YARDS

335 Cam Newton, 2010 [SECCG]  
 321 Dameyune Craig, 1997  
 245 Brandon Cox, 2005

### PASSING TOUCHDOWNS

4 Cam Newton, 2010 [SECCG]  
 2 Cam Newton, 2010  
 2 Dameyune Craig, 1997

### TEAM BESTS

Rushing Attempts .....67 (2011)  
 Rushing Yards.....395 (2014)  
 Passing Attempts.....39 (1997)  
 Passing Completions .....24 (1997)  
 Passing Yards.....351 (2010) [SECCG]  
 Total Offense.....589 (2010) [SECCG]

## Tennessee

### RUSHING ATTEMPTS

36 Carnell Williams, 2003  
 26 Michael Burks, 1998

### RUSHING YARDS

214 Nick Marshall, 2013  
 207 Brent Fullwood, 1986  
 185 Carnell Williams, 2003  
 156 James Brooks, 1978

### RECEPTIONS

8 Greg Taylor, 1990

### RECEIVING YARDS

141 Chris Vacarella, 1976  
 129 Alexander Wright, 1989

### PASSING ATTEMPTS

58 Stan White, 1990  
 45 Jarrett Stidham, 2018  
 40 Reggie Slack, 1989

### PASSING COMPLETIONS

30 Stan White, 1990  
 28 Jarrett Stidham, 2018  
 27 Jason Campbell, 2004

### PASSING YARDS

374 Jason Campbell, 2004  
 338 Stan White, 1990

### PASSING TOUCHDOWNS

3 Jason Campbell, 2004  
 3 Stan White, 1990  
 3 Phil Gargis, 1976

### TEAM BESTS

Rushing Attempts .....74 (1984)  
 Rushing Yards.....444 (2013)  
 Passing Attempts.....58 (1990)  
 Passing Completions .....30 (1990)  
 Passing Yards.....374 (2004)  
 Total Offense.....559 (2004)

## Texas A&M

### RUSHING ATTEMPTS

31 Bo Jackson, 1986 [Cotton Bowl]  
 29 Kerryon Johnson, 2017  
 27 Jovon Robinson, 2015

### RUSHING YARDS

221 Cameron Artis-Payne, 2014  
 178 Tre Mason, 2013  
 159 Jovon Robinson, 2015  
 145 Kerryon Johnson, 2017  
 129 Bo Jackson, 1986 [Cotton Bowl]

### RECEPTIONS

8 Darius Slayton, 2018  
 8 Tony Stevens, 2016  
 7 Ryan Davis, 2017  
 6 Quan Bray, 2014

### RECEIVING YARDS

107 Darius Slayton, 2018  
 106 Emory Blake, 2012  
 104 Sammie Coates, 2013  
 90 C.J. Uzomah, 2012  
 86 Tony Stevens, 2016

### PASSING ATTEMPTS

29 Jarrett Stidham, 2018  
 27 Sean White, 2016  
 27 Jarrett Stidham, 2017  
 23 Nick Marshall, 2013  
 21 Nick Marshall, 2014

### PASSING COMPLETIONS

20 Jarrett Stidham, 2017  
 18 Jarrett Stidham, 2018  
 18 Sean White, 2016  
 15 Nick Marshall, 2014  
 13 Jeremy Johnson, 2015

### PASSING YARDS

268 Jarrett Stidham, 2017  
 239 Jarrett Stidham, 2018  
 236 Nick Marshall, 2013  
 219 Nick Marshall, 2014  
 132 Jeremy Johnson, 2015

### PASSING TOUCHDOWNS

3 Jarrett Stidham, 2017  
 2 Jarrett Stidham, 2018  
 2 Jonathan Wallace, 2012  
 2 Nick Marshall, 2013

### TEAM BESTS

Rushing Attempts .....60 (2013)  
 Rushing Yards.....379 (2013)  
 Passing Attempts.....35 (2016)  
 Passing Completions .....22 (2016)  
 Passing Yards.....268 (2017)  
 Total Offense.....615 (2013)



# Auburn Superlatives vs. SEC Opponents

## Vanderbilt

### RUSHING ATTEMPTS

25 Kamryn Pettway, 2016  
 20 Carnell Williams, 2002  
 19 Carnell Williams, 2003  
 19 Rudi Johnson, 2000

### RUSHING YARDS

219 Joe Cribbs, 1979  
 173 Kamryn Pettway, 2016  
 170 Carnell Williams, 2002

### RECEPTIONS

6 Marcel Willis, 2002  
 5 Greg Taylor, 1990

### RECEIVING YARDS

117 Jeris McIntyre, 2003  
 109 Greg Taylor, 2990  
 87 Marcel Willis, 2001

### PASSING ATTEMPTS

27 Ben Leard, 2000  
 24 Jason Campbell, 2001

### PASSING COMPLETIONS

17 Jason Campbell, 2001  
 14 Clint Moseley, 2012  
 14 Brandon Cox, 2007  
 14 Ben Leard, 2000  
 14 Jeff Burger, 1987  
 14 Bill Wade, 1987

### PASSING YARDS

282 Jeff Burger, 1987  
 247 Jason Campbell, 2001

### PASSING TOUCHDOWNS

2 Jason Campbell, 2003  
 2 Jeff Burger, 1987

### TEAM BESTS

Rushing Attempts .....86 (1951)  
 Rushing Yards.....438 (1979)  
 Passing Attempts.....27 (2000)  
 Passing Completions .....17 (2003)  
 Passing Yards.....282 (1987)  
 Total Offense.....483 (2003)

## SEC Championship

### RUSHING ATTEMPTS

46 Tre Mason vs. Missouri, 2013  
 19 Carnell Williams vs. Tennessee, 2004  
 17 Rudi Johnson vs. Florida, 2000  
 16 Ronnie Brown vs. Tennessee, 2004  
 16 Nick Marshall vs. Missouri, 2013

### RUSHING YARDS

304 Tre Mason vs. Missouri, 2013  
 101 Nick Marshall vs. Missouri, 2013  
 100 Carnell Williams vs. Tennessee, 2004  
 73 Cam Newton vs. South Carolina, 2010  
 69 Heath Evans vs. Florida, 2000

### RUSHING TOUCHDOWNS

4 Tre Mason vs. Missouri, 2013  
 2 Cam Newton vs. South Carolina, 2010

### RECEPTIONS

7 Darvin Adams vs. South Carolina, 2010  
 7 Ryan Davis vs. Georgia, 2017  
 6 Sammie Coates vs. Missouri, 2013  
 6 Courtney Taylor vs. Tennessee, 2004  
 6 Ben Obomanu vs. Tennessee, 2004  
 6 Ronnie Brown vs. Tennessee, 2004

### RECEIVING YARDS

217 Darvin Adams vs. South Carolina, 2010  
 111 Courtney Taylor vs. Tennessee, 2004  
 98 Hicks Poor vs. Tennessee, 1997  
 94 Sammie Coates vs. Missouri, 2013  
 93 Ben Obomanu vs. Tennessee, 2004

### RECEIVING TOUCHDOWNS

2 Darvin Adams vs. South Carolina, 2010

### PASSING ATTEMPTS

35 Jason Campbell vs. Tennessee, 2004  
 34 Dameyune Craig vs. Tennessee, 1997  
 32 Jarrett Stidham vs. Georgia, 2017  
 30 Ben Leard vs. Florida, 2000  
 28 Cam Newton vs. South Carolina, 2010

### PASSING COMPLETIONS

27 Jason Campbell vs. Tennessee, 2004  
 17 Ben Leard vs. Florida, 2000  
 17 Cam Newton vs. South Carolina, 2010  
 16 Jarrett Stidham vs. Georgia, 2017  
 14 Dameyune Craig vs. Tennessee, 1997

### PASSING YARDS

282 Jeff Burger, 1987  
 247 Jason Campbell, 2001

### PASSING TOUCHDOWNS

4 Cam Newton vs. South Carolina, 2010  
 3 Jason Campbell vs. Tennessee, 2004  
 2 Dameyune Craig vs. Tennessee, 1997

### TEAM BESTS

Rushing Attempts .....74 (2013)  
 Rushing Yards.....545 (2013)  
 Passing Attempts.....43 (2000)  
 Passing Completions .....27 (2004)  
 Passing Yards.....374 (2004)  
 Total Offense.....677 (2013)

# Homecoming History

## Homecoming on the Plains

The 106th observance of Homecoming at Auburn and the Tigers' 93rd Homecoming football game comes to Jordan-Hare Stadium September 14 when Auburn hosts Kent State.

Homecoming at Auburn began in June, 1913, when Dr. Charles Thach, president of then Alabama Polytechnic Institute, issued a proclamation calling for "the observance of a Homecoming for all those loyal sons who, as former Auburn students, have passed through her portals and received her honors."

Homecoming festivities were held in connection with the spring commencement exercises until 1924. Auburn beat Clemson, 13-0, in Auburn's first Homecoming game. The game was played on old Drake Field, now the parking lot for Haley Center.

Until the first section of Jordan-Hare Stadium was completed in 1939, Auburn sometimes observed Homecoming in Montgomery or Columbus, Ga., since adequate campus facilities were not available. Auburn did not have Homecoming games in 1930 and 1938. There was no football team in 1943 due to WWII.

Auburn is 80-8-4 at Homecoming. Mississippi State (16 times) has been the most common Homecoming guest.

## Homecoming Results (80-8-4)

DATE	OPPONENT	SCORE	W-L-T	ATT.
10/4/24	Clemson	13-0	W	
10/10/25	VPI	19-0	W	
10/2/26	Clemson	47-0	W	
10/8/27	Florida	6-33	L	
10/6/28	Clemson	0-6	L	
10/11/29	Florida	0-19	L	
1930	NO GAME			
10/31/31	Spring Hill	27-7	W	
11/1/32	Erskine	77-0	W	
11/11/33	Oglethorpe	27-6	W	
9/29/34	Oglethorpe	15-0	W	
11/16/35	Oglethorpe	51-0	W	
11/21/36	Loyola	44-0	W	
11/20/37	Georgia	0-0	T	
1938	NO GAME			
11/30/39	Florida	7-7	T	
11/9/40	Clemson	21-7	W	
11/29/41	Clemson	28-7	W	
11/28/42	Clemson	41-13	W	
1943	NO TEAM			
11/4/44	Presbyterian	57-0	W	
11/3/45	Florida	19-0	W	
10/5/46	Furman	46-6	W	
10/4/47	Louisiana Tech	14-0	W	
10/2/48	Louisiana Tech	13-13	T	
11/5/49	Mississippi State	25-6	W	
11/25/50	Clemson	0-41	L	
10/13/51	Florida	14-13	W	
11/8/52	Mississippi State	34-49	L	
10/31/53	Florida	16-7	W	
11/20/54	Clemson	27-6	W	
11/5/55	Mississippi State	27-26	W	
11/10/56	Mississippi State	27-20	W	
11/2/57	Florida	13-0	W	
11/8/58	Mississippi State	33-14	W	
10/31/59	Florida	6-0	W	
11/5/60	Mississippi State	27-12	W	
10/28/61	Clemson	24-14	W	
11/10/62	Mississippi State	9-3	W	
11/2/63	Florida	19-0	W	
11/7/64	Mississippi State	12-3	W	
10/30/65	Florida	28-17	W	
10/22/66	TCU	7-6	W	34,976
11/11/67	Mississippi State	36-0	W	40,871
10/26/68	Miami (Fla.)	31-6	W	44,710
11/8/69	Mississippi State	52-13	W	47,600

DATE	OPPONENT	SCORE	W-L-T	ATT.
10/24/70	LSU	9-17	L	62,392
10/23/71	Clemson	35-13	W	55,000
10/28/72	Florida State	27-14	W	58,122
10/27/73	Houston	7-0	W	58,426
10/26/74	Florida State	38-6	W	58,709
11/8/75	Mississippi State	21-21	T	64,796
10/23/76	Florida State	31-19	W	58,500
11/5/77	Mississippi State	27-13	W	58,000
10/28/78	Wake Forest	21-7	W	52,120
11/10/79	Mississippi State	14-3	W	59,186
11/8/80	Southern Miss	31-0	W	56,800
11/7/81	North Texas	20-0	W	63,000
11/6/82	Rutgers	30-7	W	58,000
11/5/83	Maryland	35-23	W	75,600
11/10/84	Cincinnati	60-0	W	74,750
11/9/85	East Carolina	35-10	W	65,600
11/8/86	Cincinnati	52-7	W	63,500
10/24/87	Mississippi State	38-7	W	79,900
11/5/88	Southern Miss	38-8	W	73,787
10/28/89	Mississippi State	14-0	W	84,105
11/10/90	Southern Miss	12-13	L	85,214
10/26/91	Mississippi State	17-24	L	82,214
10/24/92	Louisiana-Lafayette	25-24	W	74,327
11/6/93	New Mexico State	55-14	W	82,128
11/5/94	East Carolina	38-21	W	84,738
11/4/95	ULM	38-14	W	78,149
11/9/96	ULM	28-24	W	78,309
10/11/97	Louisiana Tech	49-13	W	84,761
11/7/98	UCF	10-6	W	80,743
11/6/99	UCF	28-10	W	78,804
10/21/00	Louisiana Tech	38-28	W	82,140
10/20/01	Louisiana Tech	48-41 (OT)	W	86,063
11/9/02	ULM	52-14	W	84,618
11/1/03	ULM	73-7	W	81,061
10/9/04	Louisiana Tech	52-7	W	77,016
9/24/05	Western Kentucky	37-14	W	80,632
10/21/06	Tulane	38-13	W	79,837
11/3/07	Tennessee Tech	35-3	W	85,754
11/8/08	UT-Martin	37-20	W	85,365
11/7/09	Furman	63-31	W	81,506
11/6/10	Chattanooga	62-24	W	87,451
11/19/11	Samford	35-16	W	85,347
11/3/12	New Mexico State	42-7	W	74,676
10/12/13	Western Carolina	62-3	W	84,171
9/27/14	Louisiana Tech	45-17	W	87,451
10/3/15	San Jose' State	35-21	W	87,451
10/1/16	ULM	58-7	W	84,243
9/16/17	Mercer	24-10	W	87,033
9/29/18	Southern Miss	24-13	W	83,792
<b>LONGEST STREAK</b>		<b>27 wins (1992-current)</b>		

Auburn Homecoming Opponents		
School	No.	ATT.
ULM	16	1
Mississippi State	16	1
Clemson	10	1
Florida	10	1
Louisiana Tech	8	1
ULM	4	1
Florida State	4	1
Oglethorpe	3	1
Southern Miss	3	1
Cincinnati	2	1
Central Florida	2	1
Furman	2	1
New Mexico State	2	1
UT-Chattanooga	1	1
East Carolina	1	1
Erskine	1	1
Georgia	1	1
Houston	1	1
LSU	1	1
Louisiana-Lafayette	1	1
Loyola	1	1
Maryland	1	1
Mercer	1	1
Miami (Fla.)	1	1
North Texas	1	1
Presbyterian	1	1
Rutgers	1	1
Samford	1	1
San Jose' State	1	1
Southern Miss	1	1
Spring Hill	1	1
TCU	1	1
Tennessee Tech	1	1
Tulane	1	1
UT-Martin	1	1
Virginia Tech	1	1
Wake Forest	1	1
Western Carolina	1	1
Western Kentucky	1	1

# The Deep South's Oldest Rivalry

Auburn and Georgia have met 123 times in the Deep South's oldest rivalry. The two teams first met in 1892 when they played the first college football game in Southern history.

## DEEP SOUTH'S OLDEST RIVALRY

The Auburn-Georgia series is tied for the second-most played active series in the nation (Football Bowl Subdivision). The FBS series with the most games played are listed below:

No	Opponents	Series
128	Minnesota-Wisconsin	tied, 60-60-8
123	Auburn-Georgia	UGA, 59-56-8
123	Miami (OH)-Cincinnati	MU, 59-58-7
123	North Carolina-Virginia	UNC, 63-56-4
122	Oregon-Oregon State	UO, 65-47-10
121	Purdue-Indiana	PU, 74-41-6
121	Stanford-California	SU, 64-46-11

## ROAD-FIELD ADVANTAGE

The Auburn-Georgia series has taken hospitality to a new level. Auburn owns a winning record in Athens (18-15) while Georgia has a winning mark on the Plains (16-12-2). The Tigers have won nine of their last 16 games at Sanford Stadium and Georgia has won on seven of its last 12 trips to Jordan-Hare Stadium.

Former Auburn coach Terry Bowden never beat Georgia in Auburn (0-1-1), but never lost to the Bulldogs in Athens (3-0). Tommy Tuberville had a better road record (3-2) than home record (2-3) against Georgia and Pat Dye had a better record in Athens (4-2) than he did against Georgia in Auburn (3-3).

Even legendary Georgia coach Vince Dooley (1964-88), an Auburn graduate, had better success against the Tigers in Auburn (7-5-1) than he did in Athens (4-8).

## MORE AU-UGA SERIES NOTES

Through 123 meetings, Georgia has outscored Auburn by just 164 points (2,069-1,905) ... In games decided by three points or less, Auburn leads 8-5-8 ... In games decided by seven points or less, Georgia leads 25-20-8 ... The 2009 contest was the first time in 19 meetings and just the second time in 33 years that one or both schools were unranked in the Associated Press poll when playing each other; both teams were also unranked in 2015 ... The last time that neither team was ranked entering the game was in 1991 ... Auburn has had more individual 150-yard rushing performances against Georgia (11) than any other opponent ... The Tigers had a stretch of at least one rushing touchdown in 20 consecutive games against Georgia, and 31 of the last 32 in the series, snapped in 2009.

## OLD SERIES

World war has been the only thing strong enough to keep Auburn and Georgia from playing football. The two teams did not play in 1943, only because Auburn did not field a team due to World War II. The two teams did not

play in 1917 and 1918 because of WWI. With those two exceptions, Auburn and Georgia have played continuously since 1898.

The Auburn-Georgia series (123 games) is older than Georgia-Georgia Tech (113 games) and Auburn-Alabama (83 games). Auburn and Georgia first played in 1892. They first played their intrastate rivals in 1893.

## CHANGING TIMES

The 2009 Auburn-Georgia game in Athens had a sellout crowd and a gate of more than \$1 million.

Ralph "Shug" Jordan, who was an assistant at Georgia before becoming Auburn's winningest head coach, often used the Auburn-Georgia series, his favorite rivalry, as an example of the growth of college football.

One of his favorite stories was how gate receipts from early Auburn-Georgia games were divided. It involved Auburn's Cliff Hare and Georgia's Charles Herty, their friendship and the relationship between the two schools that brought college football to the Deep South.

"They would come to Dean Hare's house on Gay Street in Auburn after the game in Columbus to divide the money," Jordan said. "They would take the gate receipts out of an old cigar box, spread it on the kitchen table and say, 'a dollar for you and a dollar for us' until the game proceeds were divided equally between the two schools."

Today, it takes a team of accountants in Auburn, Athens and the SEC office in Birmingham weeks to do what two men, Hare and Herty, used to do in a matter of minutes.

## HONORED FOES

Of Auburn's major rivals whose games were once played at neutral sites, Georgia is the only school to come to Auburn without argument. In fact, both Auburn and Georgia used a home-and-home AU-UGA series as the base for major stadium additions.

Alabama, Tennessee and Georgia Tech all indicated they would drop Auburn rather than play at what was then known as Cliff Hare Stadium.

## UGA 56, AU 49: AN SEC FIRST

The 1996 Auburn-Georgia game, the 100th in the series, was the first SEC game ever to go into overtime. Georgia won 56-49 in four OTs. It was the longest game in SEC history, until the 2001 Arkansas-Ole Miss game that lasted seven overtime periods.

Auburn and Georgia have split two overtime games between the two schools. Georgia claimed the 1996, four-overtime contest, with Auburn claiming a 29-26 overtime victory at Jordan-Hare Stadium in 2000.

## WILLIAMS SETS RECORD IN 2001

In 2001's 24-17 win in Athens, then-freshman Carnell Williams set a new Auburn record when he carried the ball 41 times against Georgia. Williams' 41 carries broke the old record of 38 set by both Stacy Danley (1988) and Bo Jackson (1985). For the game, Williams rushed for 167 yards and two touchdowns and was named the SEC Player of the Week following his performance.

## 100-YARD RUSHERS VERSUS UGA

Since 1970, Auburn has had 26 100-yard rushing performances against Georgia, including two 100-yard rushers in three games (1974, '78, '79). The Tigers have had a 100-yard rusher in seven of the last 16 years. Rudi Johnson gained 152 yards in 2000, Carnell Williams followed with 167 yards in 2001, Ronnie Brown ran for 124 yards in 2002, Williams went for 101 in 2004 and Kenny Irons rushed for 179 yards in 2005. Cam Newton rushed for 151 yards in 2010. Tre Mason ran for 115 yards in a 2013 victory by the Tigers. From 1982-85, Auburn had four straight 100-yard rushers vs. the Bulldogs when the feat was accomplished by Lionel James (1982, 8-111, TD), Bo Jackson (1983, 18-118), Tommie Agee (1984, 9-115) and Jackson (19-121, 2 TD).

## PRAYER IN JORDAN-HARE

In perhaps the most dramatic moment of the series and late in the 2013 matchup at Jordan-Hare Stadium, Auburn wide receiver Ricardo Louis caught a tipped pass from quarterback Nick Marshall on fourth down and raced 73 yards for a touchdown to give the Tigers a 43-38 lead in the final minute of the game. Auburn's defense then withstood a furious drive by Georgia in the final 25 seconds to secure the victory and set the stage for an even more memorable Iron Bowl just two weeks later.

# The Iron Bowl

Auburn-Alabama. Alabama-Auburn. In the heart of Dixie, whichever way you look at it, you live it 365 days a year.

The series between Auburn and Alabama began on Feb. 22, 1893, when the two teams met for the first time at Birmingham's Lakeview Park. An estimated 2,000 fans saw the Auburn Orange and Blue defeat the Alabama Crimson 32-22. Thus, began a rivalry, the nation's fiercest.

Disagreements between the schools started immediately after the game. Alabama includes the loss as the last game of the 1892 season while Auburn puts the victory as the first game of the 1893 season, the first of many disputes that make the rivalry more than just a football game.

The rivalry went on a 41-year hiatus after the teams met for the 12th time in 1907, in what seemed to be a minor dispute involving teams' expenses and officiating. Neither team could agree on how much money each player should be allotted for the trip to Birmingham for the game. A disagreement on what section of the country the officials should come from also existed.

Auburn wanted an expense of \$3.50 per day for its 22 players while Alabama offered just \$3.00 per day for 20 Auburn players. Also, Auburn head coach Mike Donahue wanted a Northerner to officiate the game, while the Alabama coaching staff demanded a Southern man call the game. The small dispute turned into a 41-year drought in the series.

People across the state wanted an end to the dispute, but both schools disregarded the idea of a football game. In 1923, Auburn president Dr. Spright Dowell, said the game should not be played because "football would tend to become the all-the-topic of both institutions." In 1944, the University of Alabama Board of Trustees said the game would "result in an accelerated over-emphasis of football in the state."

It took a resolution by the Alabama House of Representatives to renew the rivalry. In 1947, the House wrote a resolution that encouraged the schools to "make possible the inauguration of a full athletic program between the two schools." On April 22, 1948, Auburn president Dr. Ralph Draughon and Alabama president Dr. John M. Gallalee met to discuss the recommendation. The two met again on May 2 and an agreement was reached. The teams renewed the series on Dec. 4, 1948, at Birmingham's Legion Field. Alabama defeated the Tigers 55-0 to begin the rivalry a second time.

From 1950 to 1963, defense was the key to the game as the losing team never scored more than eight points in a game. Nine shutouts were registered in the 13-year span, with Alabama winning six of those games. Alabama's most prosperous years in the series were 1960-81 as the Tide amassed an 18-4 record against the Tigers. Alabama currently holds a 46-36-1 advantage in the series, mainly due to nine consecutive victories over Auburn from 1973-81. Auburn's longest winning streak against Alabama is six games, 2002-07.

To Auburn people, one of the most incredible Auburn-Alabama games came on Dec. 2, 1972. A few days before the game, Alabama head coach Bear Bryant incited the rivalry when he told reporters that he would rather "beat that cow college once than beat Texas 10 times." That set the stage as second-ranked Alabama brought a 10-0 record into Legion Field to meet the ninth-ranked

Tigers, which were 8-1.

For the entire game, Bama's defense held the Auburn offense in check. With 5:30 remaining in the game, 16-point favorite Alabama held a seemingly insurmountable 16-3 lead. The Tigers, perhaps fueled by Bryant's remarks, came roaring back for one of the best finishes in history. Auburn's Bill Newton blocked two Alabama punts and David Langer ran both in for touchdowns as Auburn came back to win 17-16. Newton and Langer will forever be remembered for the now famous "Punt Bama Punt" game.

Though Alabama dominated the series through the 60s and 70s, the rivalry reached new heights in the 80s as the average margin of victory was a mere 6.4 points. Some classic battles were waged; two that epitomize the series came in 1985 and 1986. Auburn won the 1986 meeting on a Lawyer Tillman reverse into the endzone with 32 seconds remaining to down Bama 21-17. Alabama won the 1985 game, 25-23, on a 52-yard Van Tiffin field goal as the clock expired.

A historic new page was added to the rivalry in 1989 when Alabama came to Auburn's Jordan-Hare Stadium for the first time. The game was held on Dec. 2, 1989, exactly 17 years after the Tigers' 1972 miracle win over the Tide. Just like the 1972 meeting, Bama came into the game with a 10-0 record and a No. 2 ranking. Before a Jordan-Hare Stadium record crowd of 85,319, Auburn ended Alabama's national title hopes with a monumental 30-20 victory.

The Auburn-Alabama game has been played in five different cities and eight different stadiums, but since the rivalry was renewed in 1948, the game has been played either at Legion Field, Bryant-Denney or Jordan-Hare Stadium.

In 2000, an old chapter in the storied rivalry was re-opened as Auburn returned to Tuscaloosa for the first time since 1901. Rain, sleet and freezing temperatures greeted the Tigers in their first-ever visit to Bryant-Denny Stadium. The Tigers prevailed with a 9-0 victory and not only avenged the Tigers' first-ever loss to the Tide in Auburn the year before, but also clinched the SEC Western Division title and a trip to the SEC Championship game.

From 2002-07, Auburn reeled off a school-record six consecutive victories over Alabama, including a 21-13 victory in 2004 in Tuscaloosa en route to a perfect 13-0 season. The following year, Auburn sacked Alabama quarterbacks a school-record 11 times in a 28-18 win.

In 2010, Alabama raced to a 24-0 first-half lead at Bryant-Denny Stadium before the Tigers rallied for a 28-27 victory. The 24-point deficit marked the biggest comeback in school history and was a defining moment in Auburn's 2010 BCS National Championship season.

In one of the most memorable games in college football history, Auburn recorded a 34-28 victory in 2013 in Jordan-Hare Stadium. The Tigers scored the winning touchdown in dramatic fashion when Chris Davis returned a missed field goal attempt 109 yards (100 officially) down the Auburn sideline for the score. The play known as the "Kick Six" propelled the Tigers on to the SEC Championship game.

## The ODK-James E. Foy V Sportsmanship Trophy

On July 13, 1948, the two circles of Omicron Delta Kappa national leadership honor society from Alabama and Auburn joined together to sponsor a trophy devoted to sportsmanship between the two universities. The ODK-James E. Foy V Sportsmanship Trophy is a tradition which symbolizes the good relationship which resulted in the renewal of the rivalry between the two schools.

The trophy is awarded to the winner of the football game at the half time of the Auburn-Alabama men's basketball game on their home court. The trophy remains in their care until the next year's presentation.

In January 1978, the trophy was dedicated to Dean James E. Foy V upon his retirement as the dean of student affairs at Auburn. He began serving in this position in 1950 after serving as assistant dean of students at Alabama.

## Auburn-Alabama Notes

- \* There have been 24 shutouts in the rivalry. The Tide has won 16 of those games.
- \* The most points scored is 55 (UA, 1948 and 2014) in the series renewal. The most combined points is 99 in Alabama's 55-44 win in 2014.
- \* The team leading at halftime has won 70 percent of the time. The game has been tied at the half on nine occasions, with Alabama winning eight of those.
- \* There have been six one-point games, with Auburn winning five: 1949 (AU, 14-13), 1972 (AU, 17-16), 1982 (AU, 23-22), 1996 (UA, 24-23), 1997 (AU, 18-17) and 2010 (AU, 28-27)
- \* 24 of the last 35 meetings have been decided by 10 points or fewer.
- \* Auburn and Alabama have never had losing records in the same season.

## Auburn-Alabama Records

**MOST RUSHES:** 46 by Derrick Henry, UA (2015)  
AU record: 37 by Rudi Johnson (2000)  
**MOST YARDS RUSHING:** 271 by Derrick Henry, UA (2015)  
AU record: 256 by Bo Jackson, AU (1983)  
**MOST PASS ATTEMPTS:** 55 by Scott Hunter, UA (1969)  
AU record: 43 by Nick Marshall (2014)  
**MOST PASS COMPLETIONS:** 30 by Scott Hunter, UA (1969)  
AU record: 27 by Nick Marshall (2014)  
**MOST YARDS PASSING:** 484 by Scott Hunter, UA (1969)  
AU record: 456 by Nick Marshall (2014)  
**MOST TD PASSES:** 5 by Tua Tagovailoa, UA (2018)  
AU: 3 by Cam Newton (2010); Nick Marshall (2014)  
**MOST RECEPTIONS:** 13 by Amari Cooper, UA (2014)  
AU record: 11 by Ryan Davis (2017)  
**MOST YARDS RECEIVING:** 224 by Amari Cooper, UA (2014)  
AU record: 206 by Sammie Coates (2014)  
**MOST FIELD GOALS:** 5 by Daniel Carlson, AU (2014)  
UA record: 5 by Adam Griffith (2015)  
**LONGEST RUSH:** 85 (TD), Joe Cribbs, AU (1977)  
UA record: 80 (TD) by Benny Nelson (1963)  
**LONGEST PASS:** 99 (TD), AJ McCarron to Amari Cooper, UA (2013)  
AU record: 77 (TD), Jeremy Johnson to Jason Smith (2015)  
**LONGEST PUNT:** 71, Tank Williamson, UA (1991)  
AU record: 67, David Beverly (1970)  
**LONGEST FIELD GOAL:** 52, Van Tiffin, UA (1984 & '85); Al Del Greco, AU (1980); Daniel Carlson, AU (2016)  
**LONGEST KICKOFF RETURN:** 100 (TD), George Ranager, UA (1969); Ray Ogden, UA (1964)  
AU record: 83 (TD), Oterio McCalebb (2011)  
**LONGEST INT RETURN:** 79 (TD), Tommy Lorino, AU (1957); 66 (TD), Jackie Burkett, AU (1957)-- both in same game  
UA record: 61 (TD) by Antonio Langham (1992)  
**LONGEST MISSED FG RETURN:** 100 (TD) (actually 109), Chris Davis, AU (2013)  
UA record: none



# Auburn Athletics Communications

## Auburn Athletics Communications

The Auburn Athletics Communications staff hopes that you will find this publication useful while covering Auburn football during the 2019 season. If you should require further information and/or have any special media requests, please contact the athletics communications office at (334) 844-9800.

Associate AD/Communications	Kirk Sampson
E-Mail	kirk@auburn.edu
Twitter	@AuburnSID
Office Phone	(334) 844-9800
Cell Phone	(334) 750-1385

Asst. AD/Communications/Football	Shelly Poe
E-Mail	slp0019@auburn.edu
Twitter	@shellypoe
Office Phone	(334) 844-9703
Cell Phone	(334) 707-4910

Assistant Director/Football	Cody Voga
E-Mail	voga@auburn.edu
Twitter	@CodyVoga
Cell Phone	(334) 750-9023

Assistant Director/Football	Kendra Willard
E-Mail	kal0014@auburn.edu
Twitter	@KendraWillardAU
Office Phone	(334) 844-9645

Administrative Assistant	Kathy Harker
E-Mail	harkeka@auburn.edu
Office Phone	(334) 844-9800

Photographer	Todd Van Emst
Twitter	@fototodd
Cell Phone	(334) 740-1380

Mailing Address	392 South Donahue Auburn, AL 36849
-----------------	---------------------------------------

Athletics Communications Phone: (334) 844-9800  
Athletics Communications Fax: (334) 844-9807

AuburnTigers.com  
@AuburnFootball / @AuburnTigers


## Auburn Athletics Communications Staff



**Kirk Sampson**  
Associate AD  
Communications



**Shelly Poe**  
Assistant AD  
Communications



**Cody Voga**  
Assistant Director  
Communications




**Kendra Willard**  
Assistant Director  
Communications



**Wes Todd**  
Assistant Director  
Communications



**George Nunnelley**  
Assistant Director  
Communications



**Greg Ostendorf**  
Communications  
Assistant



**Jeff Shearer**  
Communications  
Assistant



**Todd Van Emst**  
Photographer



**Kathy Harker**  
Administrative  
Assistant



**Scott Scroggins**  
Communications  
Assistant

# Auburn Sports Network

## 2019 FOOTBALL AFFILIATES

Town	Affiliate	Frequency
Abbeville	WESZ	98.7 FM
Albany, GA	WVRK	102.9 FM
Alexander City	WKGA	97.5 FM
Andalusia	WAAO	93.7 FM
Auburn	WTGZ	93.9 FM
Birmingham	WZRR	99.5 FM
Centre	WEIS	990 AM
Bainbridge, GA	WMGR	930 AM
Columbus, GA	WVRK	102.9 FM
Conway, AR	KASR	92.7 FM
Cullman	WKUL	92.1 FM
Demopolis	WZNJ	106.5 FM
Dothan	WESP	102.5 FM
Evergreen	WPPG	101.1 FM
Flomaton	WPFL	105.1 FM
Florence	WSBM	1340 AM
Foley	WHEP	1310 AM
Gadsden	WTDR	1350 AM
Gadsden	WTDR	99.3 FM
Greenville	WQZX	94.3 FM
Gulf Shores	WAVH	106.5 FM
Fort Payne	WZOB	1250 AM
Guntersville	WTWX	95.9 FM
Hackleburg	WFMH	95.5 FM
Huntsville	WQRV	100.3 FM
Jacksonville, FL	WJXL	92.5 FM
Mobile	WAVH	106.5 FM
Montgomery	WLWI	92.3 FM
Moulton	WALW	98.3 FM
Nashville, TN	WPRT	102.5 FM
Oxford	WTDR	92.7 FM
Pascagoula, MS	WAVH	106.5 FM
Roanoke	WELR	102.3 FM
Scottsboro	WWIC	1050 AM
Selma	WHBB	1490 AM
Spartanburg, SC	WASC	1530 AM
Thomasville	WJDB	95.5 FM
Troy	WTBF	940 AM
Tuscaloosa	WZRR	99.5 FM
Vernon	WJEC	106.5 FM
Warner Robins, GA	WVRK	102.9 FM

Sirius XM Satellite Radio  
TuneIn  
Auburn Gameday App  
AuburnTigers.com

# AUBURN

## SPORTS NETWORK



Auburn Sports Properties is owned and operated by FOX Sports, the official worldwide marketer of Auburn University Athletics. Auburn Sports Properties is the exclusive marketer and producer of Auburn sports programming such as radio and television broadcasts, corporate hospitality, in-venue signage, social media integration, promotional activities, and intellectual property rights. Advertisers and marketers with a statewide, regional, or national interest can utilize Auburn Sports Properties as a "one stop shop" for the following:

- Statewide & Regional Radio Network
- Statewide & Regional Television
- Stadium & Arena Signage
- Publications
- Promotional Licensing
- Coaches Endorsements
- Consumer & Event Promotions
- Digital Strategy

The Auburn Sports Network is the radio division of Auburn Sports Properties and provides coverage throughout the state of Alabama and portions of Georgia, Florida, Tennessee, and Mississippi with its almost 50 station radio network. Fans can also hear the broadcasts nationwide and globally via SiriusXM Satellite Radio, Auburn's exclusive TuneIn radio channel, the Auburn Gameday app, and online at [www.AuburnTigers.com](http://www.AuburnTigers.com).



**Chris Davis**  
Vice President and GM



**Andy Burcham**  
Play-by-Play



**Stan White**  
Color Analyst



**Ronnie Brown**  
Sideline Analyst



**Paul Ellen**  
Pre/Postgame Host



**Brad Law**  
Pregame Host/Locker Room



**Patrick Tisdale**  
Engineer



**Gene Dulaney**  
Spotter/Stats



**Jason Campbell**  
Pregame/Halftime Host



**Jeremy Ward**  
Director,  
Partnership Development



**Ben Harling**  
Associate GM,  
Partnership Development



**Telly Stratas**  
Director,  
Partnership Development



**Stephanie Snell**  
Manager,  
Partnership Services



**Sommer Henry**  
Manager,  
Partnership Services