



**Auburn at Missouri**

03/05/24 Mizzou Arena, Columbia  
2023-24 Men's Basketball

Game Time: 8:05 PM  
Game Duration: 2:28  
Attendance: 10,041

Officials: K.B. Burdett Jr., Owen Shortt, Chuck Jones

**Auburn - 101**

Record: 23-7 (12-5)

| NO.           | Name              | Min     | FG    | 3P   | FT    | Rebounds |    |     | Fouls |    | TP  | AS | TO | ST | Blocks |    | +/- |
|---------------|-------------------|---------|-------|------|-------|----------|----|-----|-------|----|-----|----|----|----|--------|----|-----|
|               |                   |         | M-A   | M-A  | M-A   | OR       | DR | TOT | PF    | FD |     |    |    |    | BS     | BA |     |
| 2             | Jaylin Williams   | F 24:37 | 5-7   | 0-1  | 5-5   | 0        | 2  | 2   | 1     | 3  | 15  | 0  | 1  | 0  | 2      | 0  | 20  |
| 4             | Johni Broome      | F 23:43 | 7-14  | 0-2  | 3-5   | 3        | 5  | 8   | 2     | 4  | 17  | 2  | 1  | 0  | 3      | 1  | 25  |
| 10            | Chad Baker-Mazara | F 27:31 | 4-9   | 3-5  | 4-4   | 2        | 5  | 7   | 1     | 2  | 15  | 0  | 1  | 1  | 1      | 1  | 26  |
| 1             | Aden Holloway     | G 21:43 | 3-5   | 1-3  | 2-2   | 0        | 2  | 2   | 2     | 1  | 9   | 5  | 0  | 1  | 0      | 0  | 20  |
| 12            | Denver Jones      | G 22:30 | 3-5   | 0-2  | 4-4   | 1        | 0  | 1   | 3     | 3  | 10  | 4  | 1  | 1  | 0      | 0  | 29  |
| 31            | Chaney Johnson    | 14:52   | 1-2   | 0-0  | 5-6   | 0        | 6  | 6   | 3     | 4  | 7   | 0  | 1  | 0  | 1      | 0  | 6   |
| 0             | K.D. Johnson      | 14:45   | 1-6   | 0-3  | 1-1   | 0        | 0  | 0   | 5     | 2  | 3   | 2  | 1  | 0  | 0      | 1  | 1   |
| 3             | Tre Donaldson     | 18:53   | 3-9   | 3-5  | 0-0   | 0        | 2  | 2   | 3     | 0  | 9   | 2  | 0  | 1  | 0      | 2  | 5   |
| 44            | Dylan Cardwell    | 16:17   | 5-5   | 1-1  | 1-2   | 4        | 2  | 6   | 4     | 4  | 12  | 0  | 3  | 0  | 1      | 0  | 2   |
| 5             | Chris Moore       | 13:00   | 2-3   | 0-1  | 0-0   | 2        | 1  | 3   | 1     | 0  | 4   | 1  | 0  | 0  | 0      | 1  | 2   |
| 21            | Blake Muschalek   | 02:09   | 0-0   | 0-0  | 0-0   | 0        | 0  | 0   | 0     | 0  | 0   | 0  | 0  | 0  | 0      | 0  | -1  |
| Team          |                   |         |       |      |       | 2        | 2  | 4   |       |    | 0   |    |    | 2  |        |    |     |
| <b>Totals</b> |                   |         | 34-65 | 8-23 | 25-29 | 14       | 27 | 41  | 25    | 23 | 101 | 16 | 11 | 4  | 8      | 6  | 27  |

| Shooting By Period |       |       |
|--------------------|-------|-------|
| 1st FG%            | 15-40 | 37.5% |
| 3PT%               | 2-14  | 14.3% |
| FT%                | 12-13 | 92.3% |
| 2nd FG%            | 19-25 | 76.0% |
| 3PT%               | 6-9   | 66.7% |
| FT%                | 13-16 | 81.3% |
| GM FG%             | 34-65 | 52.3% |
| 3PT%               | 8-23  | 34.8% |
| FT%                | 25-29 | 86.2% |

Dead Ball Rebounds: 3, 0

Technical Fouls: Johnson 2<sup>nd</sup> 15:07

**Missouri - 74**

Record: 8-22 (0-17)

| NO.           | Name                   | Min     | FG    | 3P   | FT    | Rebounds |    |     | Fouls |    | TP | AS | TO | ST | Blocks |    | +/- |
|---------------|------------------------|---------|-------|------|-------|----------|----|-----|-------|----|----|----|----|----|--------|----|-----|
|               |                        |         | M-A   | M-A  | M-A   | OR       | DR | TOT | PF    | FD |    |    |    |    | BS     | BA |     |
| 0             | Jordan Butler          | F 08:54 | 2-5   | 0-0  | 0-0   | 2        | 0  | 2   | 2     | 0  | 4  | 0  | 0  | 0  | 0      | 2  | -5  |
| 23            | Aidan Shaw             | F 28:43 | 2-3   | 0-0  | 3-4   | 3        | 6  | 9   | 2     | 3  | 7  | 0  | 0  | 1  | 2      | 1  | -22 |
| 2             | Tamar Bates            | G 21:38 | 4-8   | 2-3  | 2-2   | 0        | 4  | 4   | 0     | 1  | 12 | 2  | 3  | 0  | 1      | 2  | -21 |
| 10            | Nick Honor             | G 31:20 | 2-7   | 2-5  | 5-6   | 0        | 0  | 0   | 1     | 4  | 11 | 0  | 1  | 1  | 0      | 0  | -16 |
| 55            | Sean East II           | G 36:35 | 4-17  | 1-2  | 12-13 | 1        | 2  | 3   | 3     | 8  | 21 | 3  | 0  | 2  | 0      | 1  | -22 |
| 45            | Mabor Majak            | 09:13   | 1-1   | 0-0  | 0-0   | 1        | 2  | 3   | 4     | 1  | 2  | 0  | 1  | 0  | 0      | 0  | -8  |
| 13            | Jesus Carralero Martin | 19:20   | 1-3   | 0-0  | 3-4   | 2        | 2  | 4   | 4     | 3  | 5  | 2  | 3  | 2  | 0      | 0  | -8  |
| 14            | Anthony Robinson II    | 16:46   | 1-3   | 0-1  | 4-4   | 0        | 0  | 0   | 4     | 3  | 6  | 0  | 0  | 0  | 1      | 0  | -9  |
| 11            | Trent Pierce           | 02:14   | 0-2   | 0-1  | 0-0   | 0        | 0  | 0   | 0     | 0  | 0  | 0  | 0  | 0  | 0      | 1  | -8  |
| 35            | Noah Carter            | 19:32   | 2-6   | 0-3  | 2-2   | 0        | 2  | 2   | 4     | 1  | 6  | 0  | 0  | 0  | 2      | 1  | -8  |
| 4             | Curt Lewis             | 04:48   | 0-1   | 0-0  | 0-0   | 0        | 0  | 0   | 0     | 0  | 0  | 0  | 0  | 1  | 0      | 0  | -7  |
| 12            | Jackson Francois       | 00:57   | 0-0   | 0-0  | 0-0   | 0        | 0  | 0   | 0     | 0  | 0  | 0  | 0  | 0  | 0      | 0  | -1  |
| Team          |                        |         |       |      |       | 1        | 0  | 1   |       |    | 0  |    |    | 3  |        |    |     |
| <b>Totals</b> |                        |         | 19-56 | 5-15 | 31-35 | 10       | 18 | 28  | 25    | 24 | 74 | 7  | 11 | 7  | 6      | 8  | -27 |

| Shooting By Period |       |       |
|--------------------|-------|-------|
| 1st FG%            | 10-27 | 37.0% |
| 3PT%               | 4-8   | 50.0% |
| FT%                | 15-16 | 93.8% |
| 2nd FG%            | 9-29  | 31.0% |
| 3PT%               | 1-7   | 14.3% |
| FT%                | 16-19 | 84.2% |
| GM FG%             | 19-56 | 33.9% |
| 3PT%               | 5-15  | 33.3% |
| FT%                | 31-35 | 88.6% |

Dead Ball Rebounds: 4, 0

Technical Fouls: Coach 1<sup>st</sup> 9:08 Majak 2<sup>nd</sup> 15:07

|                  | AUB                       | MIZ                       |
|------------------|---------------------------|---------------------------|
| Biggest lead     | 29 (2 <sup>nd</sup> 0:40) | 3 (1 <sup>st</sup> 18:06) |
| Best Scoring Run | 9 (2 <sup>nd</sup> 17:41) | 6 (1 <sup>st</sup> 3:47)  |
| Lead Changes     | 2                         |                           |
| Times Tied       | 1                         |                           |
| Time with Lead   | 37:09                     | 02:05                     |

|               | AUB | MIZ |
|---------------|-----|-----|
| Points from   |     |     |
| Turnovers     | 12  | 6   |
| Paint         | 48  | 22  |
| Second Chance | 22  | 7   |
| Fast Breaks   | 18  | 7   |
| Bench         | 35  | 19  |

|     | Period by Period Scoring |     |     |
|-----|--------------------------|-----|-----|
|     | 1st                      | 2nd | TOT |
| AUB | 44                       | 57  | 101 |
| MIZ | 39                       | 35  | 74  |



**Auburn at Missouri**

03/05/24 Mizzou Arena, Columbia  
2023-24 Men's Basketball

**Game Time:** 8:05 PM  
**Game Duration:** 2:28  
**Attendance:** 10,041

**Officials:** K.B. Burdett Jr., Owen Shortt, Chuck Jones

**Period 1**

**Quarter Starters:**

|            |              |              |            |                   |              |
|------------|--------------|--------------|------------|-------------------|--------------|
| <b>MIZ</b> | 0 Butler J   | 2 Bates T    | 10 Honor N | 23 Shaw A         | 55 East II S |
| <b>AUB</b> | 1 Holloway A | 2 Williams J | 4 Broome J | 10 Baker-Mazara C | 12 Jones D   |

| Game Time | MIZ   | Score       | Diff      | AUB  |
|-----------|---|-------------|-----------|--|
| 20:00     | 23 SHAW A jumpball lost   |             |           | 4 BROOME J jumpball won  |
| 19:45     |   | <b>0-2</b>  | <b>-2</b> | 4 BROOME J 2pt FG in the paint, layup made (2)                           |
| 19:08     | 2 BATES T 3pt FG , jump shot made (3)                               | <b>3-2</b>  | <b>1</b>  |  |
| 18:44     | 55 EAST II S steal (1)  |             |           | 4 BROOME J turnover lost ball (1)  |
| 18:27     | 0 BUTLER J 2pt FG from turnover outside the paint, jump shot missed |             |           |  |
| 18:25     |   |             |           | 10 BAKER-MAZARA C defensive rebound (1)                                  |
| 18:14     |   |             |           | 2 WILLIAMS J 3pt FG , jump shot missed                                   |
| 18:11     | 2 BATES T defensive rebound (1)                                     |             |           |  |
| 18:06     | 2 BATES T 2pt FG fast break outside the paint, jump shot made (5)   | <b>5-2</b>  | <b>3</b>  |  |
| 17:45     | 0 BUTLER J foul personal (1 - 1)                                    |             |           | 4 BROOME J foul drawn (1)  |
| 17:45     |   |             |           | 2 WILLIAMS J substitution out  |
| 17:45     |   |             |           | 31 JOHNSON C substitution in   |
| 17:45     | 0 BUTLER J substitution out   |             |           |  |
| 17:45     | 45 MAJAK M substitution in  |             |           |  |
| 17:39     | 45 MAJAK M foul shooting (1 - 2)                                    |             |           | 31 JOHNSON C foul drawn (1)  |
| 17:39     |   | <b>5-3</b>  | <b>2</b>  | 31 JOHNSON C free throw 1 - 2 made (1)                                   |
| 17:39     |   | <b>5-4</b>  | <b>1</b>  | 31 JOHNSON C free throw 2 - 2 made (2)                                   |
| 17:27     | 2 BATES T foul drawn (1)  |             |           | 10 BAKER-MAZARA C foul shooting (1 - 1)                                  |
| 17:27     | 2 BATES T free throw 1 - 2 made (6)                                 | <b>6-4</b>  | <b>2</b>  |  |
| 17:27     | 2 BATES T free throw 2 - 2 made (7)                                 | <b>7-4</b>  | <b>3</b>  |  |
| 17:03     |   | <b>7-7</b>  | <b>0</b>  | 10 BAKER-MAZARA C 3pt FG , jump shot made (3)                            |
| 17:03     |   |             |           | 12 JONES D assist (1)  |
| 16:41     | 10 HONOR N 2pt FG in the paint, layup missed                        |             |           |  |
| 16:38     |   |             |           | 31 JOHNSON C defensive rebound (1)                                       |
| 16:32     |   | <b>7-9</b>  | <b>-2</b> | 1 HOLLOWAY A 2pt FG outside the paint, jump shot made (2)                |
| 16:18     | 10 HONOR N 3pt FG , jump shot missed                                |             |           |  |
| 16:15     |   |             |           | 31 JOHNSON C defensive rebound (2)                                       |
| 15:56     |   |             |           | 12 JONES D 3pt FG , jump shot missed                                     |
| 15:53     | 23 SHAW A defensive rebound (1)                                     |             |           |  |
| 15:48     | 2 BATES T turnover bad pass (1)                                     |             |           | 10 BAKER-MAZARA C steal (1)  |
| 15:43     |   |             |           | 10 BAKER-MAZARA C 2pt FG from turnover in the paint, layup blocked       |
| 15:43     | 23 SHAW A block (1)   |             |           |  |
| 15:39     |   |             |           | 10 BAKER-MAZARA C offensive rebound (2)                                  |
| 15:38     |   | <b>7-12</b> | <b>-5</b> | 10 BAKER-MAZARA C 3pt FG from turnover second chance, jump shot made (6) |
| 15:38     |   |             |           | 1 HOLLOWAY A assist (1)  |
| 15:09     | 2 BATES T 2pt FG in the paint, layup blocked                        |             |           |  |
| 15:09     |   |             |           | 31 JOHNSON C block (1)   |
| 15:05     |   |             |           | 4 BROOME J defensive rebound (1)   |
| 15:02     |   |             |           | 1 HOLLOWAY A 3pt FG , jump shot missed                                   |
| 15:02     | 23 SHAW A defensive rebound (2)                                     |             |           |  |



**Auburn at Missouri**

03/05/24 Mizzou Arena, Columbia  
2023-24 Men's Basketball

**Game Time:** 8:05 PM  
**Game Duration:** 2:28  
**Attendance:** 10,041

**Officials:** K.B. Burdett Jr., Owen Shortt, Chuck Jones

| Game Time | MIZ   | Score        | Diff      | AUB  |
|-----------|---|--------------|-----------|--|
| 15:02     | 23 SHAW A foul drawn (1)                                |              |           | 12 JONES D foul personal (1 - 2)                               |
| 15:02     | 10 HONOR N substitution out                             |              |           |  |
| 15:02     | 23 SHAW A substitution out                              |              |           |  |
| 15:02     | 13 CARRALERO MARTIN J substitution in                   |              |           |  |
| 15:02     | 14 ROBINSON II A substitution in                        |              |           |  |
| 15:02     |   |              |           | 1 HOLLOWAY A substitution out                                  |
| 15:02     |   |              |           | 4 BROOME J substitution out                                    |
| 15:02     |   |              |           | 12 JONES D substitution out                                    |
| 15:02     |   |              |           | 0 JOHNSON K substitution in                                    |
| 15:02     |   |              |           | 3 DONALDSON T substitution in                                  |
| 15:02     |   |              |           | 44 CARDWELL D substitution in                                  |
| 14:43     | 55 EAST II S 2pt FG in the paint, jump shot missed      |              |           |  |
| 14:41     |   |              |           | 10 BAKER-MAZARA C defensive rebound (3)                        |
| 14:38     |   |              |           | 3 DONALDSON T 2pt FG in the paint, layup blocked               |
| 14:38     | 2 BATES T block (1)                                     |              |           |  |
| 14:34     | 45 MAJAK M defensive rebound (1)                        |              |           |  |
| 14:19     | 13 CARRALERO MARTIN J foul drawn (1)                    |              |           | 0 JOHNSON K foul personal (1 - 3)                              |
| 14:13     | 55 EAST II S 3pt FG , jump shot made (3)                | <b>10-12</b> | <b>-2</b> |  |
| 14:13     | 2 BATES T assist (1)                                    |              |           |  |
| 13:57     |   |              |           | 10 BAKER-MAZARA C 3pt FG , jump shot missed                    |
| 13:57     |   |              |           | 44 CARDWELL D offensive rebound (1)                            |
| 13:57     | 45 MAJAK M foul personal (2 - 3)                        |              |           | 44 CARDWELL D foul drawn (1)                                   |
| 13:57     | 45 MAJAK M substitution out                             |              |           |  |
| 13:57     | 0 BUTLER J substitution in                              |              |           |  |
| 13:57     |   |              |           | 10 BAKER-MAZARA C substitution out                             |
| 13:57     |   |              |           | 31 JOHNSON C substitution out                                  |
| 13:57     |   |              |           | 2 WILLIAMS J substitution in                                   |
| 13:57     |   |              |           | 5 MOORE C substitution in                                      |
| 13:54     | 14 ROBINSON II A foul personal (1 - 4)                  |              |           | 0 JOHNSON K foul drawn (1)                                     |
| 13:39     |   | <b>10-14</b> | <b>-4</b> | 2 WILLIAMS J 2pt FG second chance in the paint, layup made (2) |
| 13:24     | 0 BUTLER J 2pt FG in the paint, layup made (2)          | <b>12-14</b> | <b>-2</b> |  |
| 13:24     | 55 EAST II S assist (1)                                 |              |           |  |
| 12:57     |   |              |           | 0 JOHNSON K 3pt FG , jump shot missed                          |
| 12:53     |   |              |           | 5 MOORE C offensive rebound (1)                                |
| 12:53     |   | <b>12-16</b> | <b>-4</b> | 5 MOORE C 2pt FG second chance in the paint, layup made (2)    |
| 12:45     | 55 EAST II S 2pt FG outside the paint, jump shot missed |              |           |  |
| 12:45     |   |              |           | 44 CARDWELL D defensive rebound (2)                            |
| 12:45     | 13 CARRALERO MARTIN J foul personal (1 - 5)             |              |           | 44 CARDWELL D foul drawn (2)                                   |
| 12:45     | 2 BATES T substitution out                              |              |           |  |
| 12:45     | 11 PIERCE T substitution in                             |              |           |  |
| 12:27     |   | <b>12-18</b> | <b>-6</b> | 44 CARDWELL D 2pt FG in the paint, dunk, made (2)              |
| 12:27     |   |              |           | 0 JOHNSON K assist (1)   |
| 12:15     | 11 PIERCE T 2pt FG in the paint, layup blocked          |              |           |  |
| 12:15     |   |              |           | 2 WILLIAMS J block (1)   |
| 12:12     |   |              |           | 3 DONALDSON T defensive rebound (1)                            |
| 12:10     |   | <b>12-20</b> | <b>-8</b> | 44 CARDWELL D 2pt FG fast break in the paint, layup made (4)   |
| 12:10     |   |              |           | 3 DONALDSON T assist (1)                                       |
| 12:09     | Timeout 30 Sec  |              |           |  |



**Auburn at Missouri**

03/05/24 Mizzou Arena, Columbia  
2023-24 Men's Basketball

**Game Time:** 8:05 PM  
**Game Duration:** 2:28  
**Attendance:** 10,041

**Officials:** K.B. Burdett Jr., Owen Shortt, Chuck Jones

| Game Time | MIZ   | Score        | Diff      | AUB  |
|-----------|---|--------------|-----------|--|
| 12:09     | 0 BUTLER J substitution out                         |              |           |  |
| 12:09     | 14 ROBINSON II A substitution out                   |              |           |  |
| 12:09     | 55 EAST II S substitution out                       |              |           |  |
| 12:09     | 10 HONOR N substitution in                          |              |           |  |
| 12:09     | 23 SHAW A substitution in                           |              |           |  |
| 12:09     | 35 CARTER N substitution in                         |              |           |  |
| 11:52     | 13 CARRALERO MARTIN J turnover (1)                  |              |           |  |
| 11:52     | 11 PIERCE T substitution out                        |              |           |  |
| 11:52     | 55 EAST II S substitution in                        |              |           |  |
| 11:26     |   |              |           | 3 DONALDSON T 2pt FG from turnover in the paint, jump shot missed                |
| 11:26     |   |              |           | 44 CARDWELL D offensive rebound (3)  |
| 11:26     |   |              |           | 3 DONALDSON T 2pt FG from turnover second chance in the paint, jump shot blocked |
| 11:26     | 35 CARTER N block (1)                               |              |           |  |
| 11:26     |   |              |           | offensive rebound (12)   |
| 11:26     | 23 SHAW A steal (1)                                 |              |           | 0 JOHNSON K turnover lost ball (1)   |
| 11:26     | 10 HONOR N 3pt FG from turnover, jump shot made (3) | <b>15-20</b> | <b>-5</b> |  |
| 11:26     | 13 CARRALERO MARTIN J assist (1)                    |              |           |  |
| 10:43     | 13 CARRALERO MARTIN J steal (1)                     |              |           | 44 CARDWELL D turnover lost ball (1)   |
| 10:35     | 35 CARTER N 3pt FG from turnover, jump shot missed  |              |           |  |
| 10:31     | 13 CARRALERO MARTIN J offensive rebound (1)         |              |           |  |
| 10:31     | 13 CARRALERO MARTIN J foul drawn (2)                |              |           | 2 WILLIAMS J foul shooting (1 - 4)   |
| 10:31     | 13 CARRALERO MARTIN J free throw 1 - 2 missed       |              |           |  |
| 10:31     | offensive dead ball rebound (1)                     |              |           |  |
| 10:31     |   |              |           | 0 JOHNSON K substitution out   |
| 10:31     |   |              |           | 3 DONALDSON T substitution out   |
| 10:31     |   |              |           | 5 MOORE C substitution out   |
| 10:31     |   |              |           | 44 CARDWELL D substitution out   |
| 10:31     |   |              |           | 1 HOLLOWAY A substitution in   |
| 10:31     |   |              |           | 4 BROOME J substitution in   |
| 10:31     |   |              |           | 10 BAKER-MAZARA C substitution in  |
| 10:31     |   |              |           | 12 JONES D substitution in   |
| 10:31     | 13 CARRALERO MARTIN J free throw 2 - 2 made (1)     | <b>16-20</b> | <b>-4</b> |  |
| 10:31     | 13 CARRALERO MARTIN J substitution out              |              |           |  |
| 10:31     | 2 BATES T substitution in                           |              |           |  |
| 10:31     | 35 CARTER N foul shooting (1 - 6)                   |              |           | 2 WILLIAMS J foul drawn (1)  |
| 10:31     |   | <b>16-21</b> | <b>-5</b> | 2 WILLIAMS J free throw fast break 1 - 2 made (3)                                |
| 10:31     |   | <b>16-22</b> | <b>-6</b> | 2 WILLIAMS J free throw fast break 2 - 2 made (4)                                |
| 10:31     | 2 BATES T 2pt FG in the paint, layup made (9)       | <b>18-22</b> | <b>-4</b> |  |
| 10:31     |   |              |           | 4 BROOME J 2pt FG outside the paint, jump shot missed                            |
| 10:31     |   |              |           | 4 BROOME J offensive rebound (2)   |
| 10:31     |   |              |           | 4 BROOME J 3pt FG second chance, jump shot missed                                |
| 10:31     | 55 EAST II S defensive rebound (1)                  |              |           |  |
| 10:31     | 2 BATES T turnover lost ball (2)                    |              |           | 12 JONES D steal (1)   |
| 09:30     |   | <b>18-24</b> | <b>-6</b> | 12 JONES D 2pt FG from turnover in the paint, layup made (2)                     |
| 09:29     | 35 CARTER N foul shooting (2 - 7)                   |              |           | 12 JONES D foul drawn (1)  |
| 09:28     |   | <b>18-25</b> | <b>-7</b> | 12 JONES D free throw 1 - 1 made (3)   |
| 09:27     | 55 EAST II S foul drawn (1)                         |              |           | 1 HOLLOWAY A foul shooting (1 - 5)   |
| 09:27     | 55 EAST II S free throw fast break 1 - 2 made (4)   | <b>19-25</b> | <b>-6</b> |  |



**Auburn at Missouri**

03/05/24 Mizzou Arena, Columbia  
2023-24 Men's Basketball

**Game Time:** 8:05 PM  
**Game Duration:** 2:28  
**Attendance:** 10,041

**Officials:** K.B. Burdett Jr., Owen Shortt, Chuck Jones

| Game Time | MIZ   | Score | Diff | AUB   |
|-----------|---|-------|------|---|
| 09:27     | 55 EAST II S free throw fast break 2 - 2 made (5)         | 20-25 | -5   |   |
| 09:27     |   |       |      | 4 BROOME J 2pt FG in the paint, jump shot missed                |
| 09:24     |   |       |      | 10 BAKER-MAZARA C offensive rebound (4)                         |
| 09:22     | 35 CARTER N foul personal (3 - 8)                         |       |      | 12 JONES D foul drawn (2)                                       |
| 09:08     | foul coach class A technical (9)                          |       |      |   |
| 09:08     |   | 20-26 | -6   | 12 JONES D free throw 1 - 2 made (4)                            |
| 09:08     |   | 20-27 | -7   | 12 JONES D free throw 2 - 2 made (5)                            |
| 09:08     |   | 20-28 | -8   | 10 BAKER-MAZARA C 1&1 free throw 1 made (7)                     |
| 09:08     |   | 20-29 | -9   | 10 BAKER-MAZARA C 1&1 free throw 2 made (8)                     |
| 08:05     | 2 BATES T 3pt FG , jump shot made (12)                    | 23-29 | -6   |   |
| 08:05     | 55 EAST II S assist (2)                                   |       |      |   |
| 07:47     |   | 23-31 | -8   | 10 BAKER-MAZARA C 2pt FG outside the paint, jump shot made (10) |
| 07:31     |   |       |      | 4 BROOME J substitution out                                     |
| 07:31     |   |       |      | 31 JOHNSON C substitution in                                    |
| 07:31     | 10 HONOR N foul drawn (1)                                 |       |      | 31 JOHNSON C foul shooting (1 - 6)                              |
| 07:31     | Timeout media   |       |      |   |
| 07:31     |   |       |      | 31 JOHNSON C substitution out                                   |
| 07:31     |   |       |      | 4 BROOME J substitution in                                      |
| 07:31     | 10 HONOR N free throw 1 - 2 made (4)                      | 24-31 | -7   |   |
| 07:31     | 10 HONOR N free throw 2 - 2 made (5)                      | 25-31 | -6   |   |
| 07:19     |   |       |      | 4 BROOME J 2pt FG in the paint, layup blocked                   |
| 07:19     | 35 CARTER N block (2)                                     |       |      |   |
| 07:15     | 35 CARTER N defensive rebound (1)                         |       |      |   |
| 07:09     | 2 BATES T 2pt FG in the paint, jump shot missed           |       |      |   |
| 07:08     |   |       |      | 1 HOLLOWAY A defensive rebound (1)                              |
| 07:04     |   | 25-33 | -8   | 12 JONES D 2pt FG fast break in the paint, dunk, made (7)       |
| 07:04     |   |       |      | 1 HOLLOWAY A assist (2)   |
| 06:35     | 55 EAST II S 2pt FG in the paint, jump shot blocked       |       |      |   |
| 06:35     |   |       |      | 4 BROOME J block (1)  |
| 06:31     | 23 SHAW A offensive rebound (3)                           |       |      |   |
| 06:30     | turnover shot clock (4)                                   |       |      |   |
| 06:30     | 23 SHAW A substitution out                                |       |      |   |
| 06:30     | 13 CARRALERO MARTIN J substitution in                     |       |      |   |
| 06:11     | 55 EAST II S steal (2)                                    |       |      | 10 BAKER-MAZARA C turnover bad pass (1)                         |
| 06:03     | 10 HONOR N 3pt FG from turnover, jump shot missed         |       |      |   |
| 06:00     |   |       |      | 4 BROOME J defensive rebound (3)                                |
| 05:56     |   | 25-35 | -10  | 1 HOLLOWAY A 2pt FG fast break in the paint, jump shot made (4) |
| 05:35     | 13 CARRALERO MARTIN J 2pt FG in the paint, layup made (3) | 27-35 | -8   |   |
| 05:35     | 55 EAST II S assist (3)                                   |       |      |   |
| 05:13     |   |       |      | 10 BAKER-MAZARA C 2pt FG outside the paint, jump shot missed    |
| 05:11     |   |       |      | 12 JONES D offensive rebound (1)                                |
| 05:06     |   |       |      | 4 BROOME J 3pt FG second chance, jump shot missed               |
| 05:03     | 2 BATES T defensive rebound (2)                           |       |      |   |
| 04:55     | 2 BATES T turnover bad pass (3)                           |       |      | 1 HOLLOWAY A steal (1)  |
| 04:47     |   |       |      | 1 HOLLOWAY A 3pt FG from turnover, jump shot missed             |
| 04:45     | 2 BATES T defensive rebound (3)                           |       |      |   |
| 04:30     | 55 EAST II S 2pt FG in the paint, layup missed            |       |      |   |



**Auburn at Missouri**

03/05/24 Mizzou Arena, Columbia  
2023-24 Men's Basketball

**Game Time:** 8:05 PM  
**Game Duration:** 2:28  
**Attendance:** 10,041

**Officials:** K.B. Burdett Jr., Owen Shortt, Chuck Jones

| Game Time | MIZ   | Score        | Diff      | AUB   |
|-----------|---|--------------|-----------|---|
| 04:27     |   |              |           | 4 BROOME J defensive rebound (4)                            |
| 04:19     |   |              |           | 12 JONES D 3pt FG , jump shot missed                        |
| 04:19     | 13 CARRALERO MARTIN J defensive rebound (2)     |              |           |   |
| 04:19     | 13 CARRALERO MARTIN J foul drawn (3)            |              |           | 4 BROOME J foul personal (1 - 7)                            |
| 04:19     |   |              |           | 1 HOLLOWAY A substitution out                               |
| 04:19     |   |              |           | 2 WILLIAMS J substitution out                               |
| 04:19     |   |              |           | 4 BROOME J substitution out                                 |
| 04:19     |   |              |           | 10 BAKER-MAZARA C substitution out                          |
| 04:19     |   |              |           | 12 JONES D substitution out                                 |
| 04:19     |   |              |           | 0 JOHNSON K substitution in                                 |
| 04:19     |   |              |           | 3 DONALDSON T substitution in                               |
| 04:19     |   |              |           | 5 MOORE C substitution in                                   |
| 04:19     |   |              |           | 31 JOHNSON C substitution in                                |
| 04:19     |   |              |           | 44 CARDWELL D substitution in                               |
| 04:19     | 2 BATES T substitution out                      |              |           |   |
| 04:19     | 14 ROBINSON II A substitution in                |              |           |   |
| 04:19     | 13 CARRALERO MARTIN J 1&1 free throw 1 made (4) | <b>28-35</b> | <b>-7</b> |   |
| 04:19     | 13 CARRALERO MARTIN J 1&1 free throw 2 made (5) | <b>29-35</b> | <b>-6</b> |   |
| 04:02     |   |              |           | 31 JOHNSON C 2pt FG outside the paint, jump shot missed     |
| 03:59     | 35 CARTER N defensive rebound (2)               |              |           |   |
| 03:47     | 35 CARTER N foul drawn (1)                      |              |           | 31 JOHNSON C foul shooting (2 - 8)                          |
| 03:47     | Timeout media                                   |              |           |   |
| 03:47     | 35 CARTER N free throw 1 - 2 made (1)           | <b>30-35</b> | <b>-5</b> |   |
| 03:47     |   |              |           | 31 JOHNSON C substitution out                               |
| 03:47     |   |              |           | 2 WILLIAMS J substitution in                                |
| 03:47     | 35 CARTER N free throw 2 - 2 made (2)           | <b>31-35</b> | <b>-4</b> |   |
| 03:26     |   |              |           | 3 DONALDSON T 2pt FG in the paint, layup missed             |
| 03:22     |   |              |           | 5 MOORE C offensive rebound (2)                             |
| 03:22     |   | <b>31-37</b> | <b>-6</b> | 5 MOORE C 2pt FG second chance in the paint, layup made (4) |
| 03:20     | 55 EAST II S foul drawn (2)                     |              |           | 3 DONALDSON T foul personal (1 - 9)                         |
| 03:20     | 35 CARTER N substitution out                    |              |           |   |
| 03:20     | 23 SHAW A substitution in                       |              |           |   |
| 03:20     | 55 EAST II S 1&1 free throw 1 made (6)          | <b>32-37</b> | <b>-5</b> |   |
| 03:20     | 55 EAST II S 1&1 free throw 2 made (7)          | <b>33-37</b> | <b>-4</b> |   |
| 03:20     | 13 CARRALERO MARTIN J substitution out          |              |           |   |
| 03:20     | 0 BUTLER J substitution in                      |              |           |   |
| 03:06     |   |              |           | 2 WILLIAMS J 2pt FG in the paint, dunk, missed              |
| 03:03     | 23 SHAW A defensive rebound (4)                 |              |           |   |
| 02:57     | 55 EAST II S foul drawn (3)                     |              |           | 44 CARDWELL D foul shooting (1 - 10)                        |
| 02:45     | 55 EAST II S free throw 1 - 2 made (8)          | <b>34-37</b> | <b>-3</b> |   |
| 02:45     | 55 EAST II S free throw 2 - 2 made (9)          | <b>35-37</b> | <b>-2</b> |   |
| 02:45     | 10 HONOR N substitution out                     |              |           |   |
| 02:45     | 13 CARRALERO MARTIN J substitution in           |              |           |   |
| 02:27     |   |              |           | 0 JOHNSON K 3pt FG , jump shot missed                       |
| 02:25     |   |              |           | 44 CARDWELL D offensive rebound (4)                         |
| 02:21     |   |              |           | 5 MOORE C 3pt FG second chance, jump shot blocked           |
| 02:21     | 14 ROBINSON II A block (1)                      |              |           |   |
| 02:17     |   |              |           | offensive rebound (21)                                      |
| 02:17     |   |              |           | 5 MOORE C substitution out                                  |



**Auburn at Missouri**

03/05/24 Mizzou Arena, Columbia  
2023-24 Men's Basketball

**Game Time:** 8:05 PM  
**Game Duration:** 2:28  
**Attendance:** 10,041

**Officials:** K.B. Burdett Jr., Owen Shortt, Chuck Jones

| Game Time            | MIZ  | Score        | Diff      | AUB  |
|----------------------|--|--------------|-----------|--|
| 02:17                |  |              |           | 44 CARDWELL D substitution out   |
| 02:17                |  |              |           | 4 BROOME J substitution in   |
| 02:17                |  |              |           | 10 BAKER-MAZARA C substitution in  |
| 02:11                |  |              |           | 10 BAKER-MAZARA C 2pt FG second chance in the paint, jump shot missed    |
| 02:09                | 23 SHAW A defensive rebound (5)                              |              |           |  |
| 01:45                | 55 EAST II S 3pt FG , jump shot missed                       |              |           |  |
| 01:42                | 13 CARRALERO MARTIN J offensive rebound (3)                  |              |           |  |
| 01:41                | 13 CARRALERO MARTIN J turnover bad pass (2)                  |              |           | 3 DONALDSON T steal (1)  |
| 01:37                |  | <b>35-39</b> | <b>-4</b> | 0 JOHNSON K 2pt FG fast break from turnover in the paint, layup made (2) |
| 01:37                |  |              |           | 3 DONALDSON T assist (2)   |
| 01:37                | 0 BUTLER J foul shooting (2 - 10)                            |              |           | 0 JOHNSON K foul drawn (2)   |
| 01:37                | 14 ROBINSON II A substitution out                            |              |           |  |
| 01:37                | 10 HONOR N substitution in                                   |              |           |  |
| 01:37                |  | <b>35-40</b> | <b>-5</b> | 0 JOHNSON K free throw fast break 1 - 1 made (3)                         |
| 01:21                | 55 EAST II S 2pt FG in the paint, layup missed               |              |           |  |
| 01:18                | 0 BUTLER J offensive rebound (1)                             |              |           |  |
| 01:18                | 0 BUTLER J 2pt FG second chance in the paint, layup made (4) | <b>37-40</b> | <b>-3</b> |  |
| 01:17                |  |              |           | 3 DONALDSON T substitution out   |
| 01:17                |  |              |           | 1 HOLLOWAY A substitution in   |
| 01:11                |  |              |           | 0 JOHNSON K 2pt FG in the paint, layup blocked                           |
| 01:11                | 23 SHAW A block (2)  |              |           |  |
| 01:11                |  |              |           | 4 BROOME J offensive rebound (5)   |
| 01:11                |  | <b>37-42</b> | <b>-5</b> | 4 BROOME J 2pt FG second chance in the paint, layup made (4)             |
| 01:11                | 55 EAST II S foul shooting (1 - 11)                          |              |           | 4 BROOME J foul drawn (2)  |
| 01:10                |  |              |           | 4 BROOME J free throw 1 - 1 missed                                       |
| 01:09                | 23 SHAW A defensive rebound (6)                              |              |           |  |
| 00:55                | 55 EAST II S 2pt FG in the paint, jump shot missed           |              |           |  |
| 00:52                | 23 SHAW A offensive rebound (7)                              |              |           |  |
| 00:52                | 23 SHAW A 2pt FG second chance in the paint, layup made (2)  | <b>39-42</b> | <b>-3</b> |  |
| 00:33                |  |              |           | 10 BAKER-MAZARA C 3pt FG , jump shot missed                              |
| 00:32                |  |              |           | 4 BROOME J offensive rebound (6)   |
| 00:32                | 23 SHAW A foul shooting (1 - 12)                             |              |           | 4 BROOME J foul drawn (3)  |
| 00:32                |  | <b>39-43</b> | <b>-4</b> | 4 BROOME J free throw 1 - 2 made (5)                                     |
| 00:32                |  |              |           | 2 WILLIAMS J substitution out  |
| 00:32                |  |              |           | 5 MOORE C substitution in  |
| 00:32                |  | <b>39-44</b> | <b>-5</b> | 4 BROOME J free throw 2 - 2 made (6)                                     |
| 00:03                | 55 EAST II S 2pt FG in the paint, layup missed               |              |           |  |
| 00:01                | 0 BUTLER J offensive rebound (2)                             |              |           |  |
| 00:01                | 0 BUTLER J 2pt FG second chance in the paint, layup blocked  |              |           |  |
| 00:01                |  |              |           | 4 BROOME J block (2)   |
| 00:00                | offensive dead ball rebound (2)                              |              |           |  |
| 00:01                | turnover shot clock (7)                                      |              |           |  |
| 00:01                | 13 CARRALERO MARTIN J substitution out                       |              |           |  |
| 00:01                | 2 BATES T substitution in                                    |              |           |  |
| 00:01                |  |              |           | 5 MOORE C substitution out   |
| 00:01                |  |              |           | 2 WILLIAMS J substitution in   |
| <b>END OF PERIOD</b> |  |              |           |  |



Official Basketball Play by Play - First Half

### Auburn at Missouri

03/05/24 Mizzou Arena, Columbia  
2023-24 Men's Basketball

**Game Time:** 8:05 PM

**Game Duration:** 2:28

**Attendance:** 10,041

**Officials:** K.B. Burdett Jr., Owen Shortt, Chuck Jones

| Game Time     | MIZ | Score | Diff | AUB |
|---------------|-----|-------|------|-----|
| MIZ 39-44 AUB |     |       |      |     |





Auburn at Missouri

03/05/24 Mizzou Arena, Columbia  
2023-24 Men's Basketball

Game Time: 8:05 PM  
Game Duration: 2:28  
Attendance: 10,041

Officials: K.B. Burdett Jr., Owen Shortt, Chuck Jones

Auburn - 44

| NO.           | Name              | Min     | FG    |      |       | Rebounds |    |     | Fouls |    | TP | AS | TO | ST | Blocks |    | +/- |
|---------------|-------------------|---------|-------|------|-------|----------|----|-----|-------|----|----|----|----|----|--------|----|-----|
|               |                   |         | M-A   | M-A  | M-A   | OR       | DR | TOT | PF    | FD |    |    |    |    | BS     | BA |     |
| 2             | Jaylin Williams   | F 15:09 | 1-3   | 0-1  | 2-2   | 0        | 0  | 0   | 1     | 1  | 4  | 0  | 0  | 0  | 1      | 0  | 2   |
| 4             | Johni Broome      | F 13:27 | 2-7   | 0-2  | 2-3   | 3        | 3  | 6   | 1     | 3  | 6  | 0  | 1  | 0  | 2      | 1  | 11  |
| 10            | Chad Baker-Mazara | F 14:32 | 3-8   | 2-4  | 2-2   | 2        | 2  | 4   | 1     | 0  | 10 | 0  | 1  | 1  | 0      | 1  | 8   |
| 1             | Aden Holloway     | G 12:27 | 2-4   | 0-2  | 0-0   | 0        | 1  | 1   | 1     | 0  | 4  | 2  | 0  | 1  | 0      | 0  | 10  |
| 12            | Denver Jones      | G 11:10 | 2-4   | 0-2  | 3-3   | 1        | 0  | 1   | 1     | 2  | 7  | 1  | 0  | 1  | 0      | 0  | 8   |
| 31            | Chaney Johnson    | 04:20   | 0-1   | 0-0  | 2-2   | 0        | 2  | 2   | 2     | 1  | 2  | 0  | 0  | 0  | 1      | 0  | 2   |
| 0             | K.D. Johnson      | 08:50   | 1-4   | 0-2  | 1-1   | 0        | 0  | 0   | 1     | 2  | 3  | 1  | 1  | 0  | 0      | 1  | -3  |
| 3             | Tre Donaldson     | 07:33   | 0-4   | 0-0  | 0-0   | 0        | 1  | 1   | 1     | 0  | 0  | 2  | 0  | 1  | 0      | 2  | -5  |
| 44            | Dylan Cardwell    | 06:33   | 2-2   | 0-0  | 0-0   | 3        | 1  | 4   | 1     | 2  | 4  | 0  | 1  | 0  | 0      | 0  | -6  |
| 5             | Chris Moore       | 05:59   | 2-3   | 0-1  | 0-0   | 2        | 0  | 2   | 0     | 0  | 4  | 0  | 0  | 0  | 0      | 1  | -2  |
| Team          |                   |         |       |      |       | 2        | 0  | 2   |       |    | 0  |    | 0  |    |        |    |     |
| <b>Totals</b> |                   |         | 15-40 | 2-14 | 12-13 | 13       | 10 | 23  | 10    | 11 | 44 | 6  | 4  | 4  | 4      | 6  | 5   |

| Shooting By Period  |       |       |
|---------------------|-------|-------|
| 1 <sup>st</sup> FG% | 15-40 | 37.5% |
| 3PT%                | 2-14  | 14.3% |
| FT%                 | 12-13 | 92.3% |
| GM FG%              | 15-40 | 37.5% |
| 3PT%                | 2-14  | 14.3% |
| FT%                 | 12-13 | 92.3% |

Dead Ball Rebounds: 0, 0

Technical Fouls::NONE

Missouri - 39

| NO.           | Name                   | Min     | FG    |     |       | Rebounds |    |     | Fouls |    | TP | AS | TO | ST | Blocks |    | +/- |
|---------------|------------------------|---------|-------|-----|-------|----------|----|-----|-------|----|----|----|----|----|--------|----|-----|
|               |                        |         | M-A   | M-A | M-A   | OR       | DR | TOT | PF    | FD |    |    |    |    | BS     | BA |     |
| 0             | Jordan Butler          | F 07:23 | 2-4   | 0-0 | 0-0   | 2        | 0  | 2   | 2     | 0  | 4  | 0  | 0  | 0  | 0      | 1  | -4  |
| 23            | Aidan Shaw             | F 13:57 | 1-1   | 0-0 | 0-0   | 2        | 5  | 7   | 1     | 1  | 2  | 0  | 0  | 1  | 2      | 0  | -4  |
| 2             | Tamar Bates            | G 13:28 | 4-6   | 2-2 | 2-2   | 0        | 3  | 3   | 0     | 1  | 12 | 1  | 3  | 0  | 1      | 1  | -8  |
| 10            | Nick Honor             | G 15:59 | 1-4   | 1-3 | 2-2   | 0        | 0  | 0   | 0     | 1  | 5  | 0  | 0  | 0  | 0      | 0  | 0   |
| 55            | Sean East II           | G 19:43 | 1-9   | 1-2 | 6-6   | 0        | 1  | 1   | 1     | 3  | 9  | 3  | 0  | 2  | 0      | 1  | -5  |
| 45            | Mabor Majak            | 03:48   | 0-0   | 0-0 | 0-0   | 0        | 1  | 1   | 2     | 0  | 0  | 0  | 0  | 0  | 0      | 0  | -5  |
| 13            | Jesus Carralero Martin | 10:25   | 1-1   | 0-0 | 3-4   | 2        | 1  | 3   | 1     | 3  | 5  | 1  | 2  | 1  | 0      | 0  | 2   |
| 14            | Anthony Robinson II    | 05:35   | 0-0   | 0-0 | 0-0   | 0        | 0  | 0   | 1     | 0  | 0  | 0  | 0  | 0  | 1      | 0  | 1   |
| 11            | Trent Pierce           | 00:53   | 0-1   | 0-0 | 0-0   | 0        | 0  | 0   | 0     | 0  | 0  | 0  | 0  | 0  | 0      | 1  | -4  |
| 35            | Noah Carter            | 08:49   | 0-1   | 0-1 | 2-2   | 0        | 2  | 2   | 3     | 1  | 2  | 0  | 0  | 0  | 2      | 0  | 2   |
| Team          |                        |         |       |     |       | 0        | 0  | 0   |       |    | 0  |    | 2  |    |        |    |     |
| <b>Totals</b> |                        |         | 10-27 | 4-8 | 15-16 | 6        | 13 | 19  | 12    | 10 | 39 | 5  | 7  | 4  | 6      | 4  | -5  |

| Shooting By Period  |       |       |
|---------------------|-------|-------|
| 1 <sup>st</sup> FG% | 10-27 | 37.0% |
| 3PT%                | 4-8   | 50.0% |
| FT%                 | 15-16 | 93.8% |
| GM FG%              | 10-27 | 37.0% |
| 3PT%                | 4-8   | 50.0% |
| FT%                 | 15-16 | 93.8% |

Dead Ball Rebounds: 2, 0

Technical Fouls:Coach 1<sup>st</sup>9:08

|                  | AUB                       | MIZ                       | Points from   |    | Period by Period Scoring |     |    |    |     |
|------------------|---------------------------|---------------------------|---------------|----|--------------------------|-----|----|----|-----|
| Biggest lead     | 10 (1 <sup>st</sup> 5:56) | 3 (1 <sup>st</sup> 18:06) | Turnovers     | 8  | 4                        | AUB | 44 | 57 | 101 |
| Best Scoring Run | 8(1 <sup>st</sup> 15:38)  | 6(1 <sup>st</sup> 3:47)   | Paint         | 22 | 10                       |     |    |    |     |
| Lead Changes     | 2                         |                           | Second Chance | 17 | 5                        | MIZ | 39 | 35 | 74  |
| Times Tied       | 1                         |                           | Fast Breaks   | 11 | 4                        |     |    |    |     |
| Time with Lead   | 17:09                     | 02:05                     | Bench         | 13 | 7                        |     |    |    |     |



**Auburn at Missouri**

03/05/24 Mizzou Arena, Columbia  
2023-24 Men's Basketball

**Game Time:** 8:05 PM  
**Game Duration:** 2:28  
**Attendance:** 10,041

**Officials:** K.B. Burdett Jr., Owen Shortt, Chuck Jones

**Period 2**

**Quarter Starters:**

|            |              |              |                       |                   |              |
|------------|--------------|--------------|-----------------------|-------------------|--------------|
| <b>MIZ</b> | 2 Bates T    | 10 Honor N   | 13 Carralero Martin J | 23 Shaw A         | 55 East II S |
| <b>AUB</b> | 1 Holloway A | 2 Williams J | 4 Broome J            | 10 Baker-Mazara C | 12 Jones D   |

| Game Time | MIZ  | Score        | Diff       | AUB  |
|-----------|--|--------------|------------|--|
| 20:00     | 0 BUTLER J substitution out                                      |              |            |  |
| 20:00     | 13 CARRALERO MARTIN J substitution in                            |              |            |  |
| 20:00     |  |              |            | 0 JOHNSON K substitution out                     |
| 20:00     |  |              |            | 12 JONES D substitution in                       |
| 19:32     | 2 BATES T 3pt FG , jump shot missed                              |              |            |  |
| 19:32     |  |              |            | defensive rebound (24)                           |
| 19:15     |  | <b>39-46</b> | <b>-7</b>  | 4 BROOME J 2pt FG in the paint, layup made (8)   |
| 19:03     | 10 HONOR N foul drawn (2)  |              |            | 12 JONES D foul personal (2 - 1)                 |
| 18:45     | 13 CARRALERO MARTIN J 2pt FG outside the paint, jump shot missed |              |            |  |
| 18:43     |  |              |            | 4 BROOME J defensive rebound (7)                 |
| 18:15     |  | <b>39-48</b> | <b>-9</b>  | 4 BROOME J 2pt FG in the paint, layup made (10)  |
| 18:15     |  |              |            | 1 HOLLOWAY A assist (3)                          |
| 17:54     | 55 EAST II S 2pt FG in the paint, jump shot missed               |              |            |  |
| 17:54     |  |              |            | defensive rebound (26)                           |
| 17:54     | 13 CARRALERO MARTIN J substitution out                           |              |            |  |
| 17:54     | 35 CARTER N substitution in                                      |              |            |  |
| 17:41     |  | <b>39-51</b> | <b>-12</b> | 10 BAKER-MAZARA C 3pt FG , jump shot made (13)   |
| 17:41     |  |              |            | 1 HOLLOWAY A assist (4)                          |
| 17:33     | 2 BATES T substitution out                                       |              |            |  |
| 17:33     | 14 ROBINSON II A substitution in                                 |              |            |  |
| 17:19     | 35 CARTER N 2pt FG in the paint, jump shot made (4)              | <b>41-51</b> | <b>-10</b> |  |
| 17:02     |  | <b>41-53</b> | <b>-12</b> | 2 WILLIAMS J 2pt FG in the paint, layup made (6) |
| 17:02     |  |              |            | 4 BROOME J assist (1)                            |
| 17:02     | 55 EAST II S foul shooting (2 - 1)                               |              |            | 2 WILLIAMS J foul drawn (2)                      |
| 17:02     | 23 SHAW A substitution out                                       |              |            |  |
| 17:02     | 45 MAJAK M substitution in                                       |              |            |  |
| 17:02     |  | <b>41-54</b> | <b>-13</b> | 2 WILLIAMS J free throw 1 - 1 made (7)           |
| 17:02     |  |              |            | 2 WILLIAMS J substitution out                    |
| 17:02     |  |              |            | 31 JOHNSON C substitution in                     |
| 16:30     | 14 ROBINSON II A 2pt FG outside the paint, jump shot missed      |              |            |  |
| 16:28     |  |              |            | 31 JOHNSON C defensive rebound (3)               |
| 16:12     |  |              |            | 4 BROOME J 2pt FG in the paint, jump shot missed |
| 16:10     | 45 MAJAK M defensive rebound (2)                                 |              |            |  |
| 16:03     | 55 EAST II S 2pt FG in the paint, jump shot missed               |              |            |  |
| 15:59     | 45 MAJAK M offensive rebound (3)                                 |              |            |  |
| 15:59     | 45 MAJAK M 2pt FG second chance in the paint, layup made (2)     | <b>43-54</b> | <b>-11</b> |  |
| 15:48     | 45 MAJAK M foul shooting (3 - 2)                                 |              |            | 31 JOHNSON C foul drawn (2)                      |
| 15:48     |  |              |            | Timeout media                                    |
| 15:48     |  |              |            | 4 BROOME J substitution out                      |
| 15:48     |  |              |            | 12 JONES D substitution out                      |
| 15:48     |  |              |            | 3 DONALDSON T substitution in                    |
| 15:48     |  |              |            | 44 CARDWELL D substitution in                    |



**Auburn at Missouri**

03/05/24 Mizzou Arena, Columbia  
2023-24 Men's Basketball

**Game Time:** 8:05 PM  
**Game Duration:** 2:28  
**Attendance:** 10,041

**Officials:** K.B. Burdett Jr., Owen Shortt, Chuck Jones

| Game Time | MIZ   | Score        | Diff       | AUB  |
|-----------|---|--------------|------------|--|
| 15:48     |   |              |            | 31 JOHNSON C free throw 1 - 2 missed                   |
| 15:48     |   |              |            | offensive dead ball rebound (1)                        |
| 15:48     |   | <b>43-55</b> | <b>-12</b> | 31 JOHNSON C free throw 2 - 2 made (3)                 |
| 15:30     | 55 EAST II S 2pt FG in the paint, layup made (11)                                   | <b>45-55</b> | <b>-10</b> |  |
| 15:30     | 55 EAST II S foul drawn (4)   |              |            | 3 DONALDSON T foul shooting (2 - 2)                    |
| 15:30     | 55 EAST II S free throw 1 - 1 made (12)   | <b>46-55</b> | <b>-9</b>  |  |
| 15:12     |   |              |            | 1 HOLLOWAY A substitution out                          |
| 15:12     |   |              |            | 0 JOHNSON K substitution in                            |
| 15:10     |   |              |            | 0 JOHNSON K 2pt FG outside the paint, jump shot missed |
| 15:10     |   |              |            | 44 CARDWELL D offensive rebound (5)                    |
| 15:10     | 55 EAST II S foul personal (3 - 3)  |              |            | 44 CARDWELL D foul drawn (3)                           |
| 15:08     |   | <b>46-58</b> | <b>-12</b> | 3 DONALDSON T 3pt FG second chance, jump shot made (3) |
| 15:08     |   |              |            | 0 JOHNSON K assist (2)                                 |
| 15:07     | 45 MAJAK M foul class A technical (4 - 4)   |              |            |  |
| 15:07     | 45 MAJAK M turnover offensive (1)   |              |            |  |
| 15:07     |   |              |            | 31 JOHNSON C foul class A technical (3 - 3)            |
| 15:07     |   |              |            | 31 JOHNSON C turnover offensive (1)                    |
| 15:06     | 35 CARTER N 3pt FG from turnover, jump shot missed                                  |              |            |  |
| 15:01     | 55 EAST II S offensive rebound (2)  |              |            |  |
| 15:00     | 55 EAST II S 2pt FG from turnover second chance outside the paint, jump shot missed |              |            |  |
| 14:56     |   |              |            | 10 BAKER-MAZARA C defensive rebound (5)                |
| 14:56     | 45 MAJAK M foul drawn (1)   |              |            | 44 CARDWELL D foul offensive (2 - 4)                   |
| 14:56     |   |              |            | 44 CARDWELL D turnover offensive (2)                   |
| 14:31     | 14 ROBINSON II A foul drawn (1)   |              |            | 0 JOHNSON K foul personal (2 - 5)                      |
| 14:24     | 35 CARTER N 2pt FG from turnover in the paint, layup blocked                        |              |            |  |
| 14:24     |   |              |            | 10 BAKER-MAZARA C block (1)                            |
| 14:21     |   |              |            | 10 BAKER-MAZARA C defensive rebound (6)                |
| 14:19     | 14 ROBINSON II A foul personal (2 - 5)  |              |            | 31 JOHNSON C foul drawn (3)                            |
| 14:17     | 10 HONOR N steal (1)  |              |            | 44 CARDWELL D turnover bad pass (3)                    |
| 14:02     | 14 ROBINSON II A foul drawn (2)   |              |            | 3 DONALDSON T foul shooting (3 - 6)                    |
| 14:02     | 14 ROBINSON II A free throw 1 - 2 made (1)  | <b>47-58</b> | <b>-11</b> |  |
| 14:02     | 14 ROBINSON II A free throw 2 - 2 made (2)  | <b>48-58</b> | <b>-10</b> |  |
| 13:44     |   | <b>48-60</b> | <b>-12</b> | 31 JOHNSON C 2pt FG in the paint, jump shot made (5)   |
| 13:26     | 35 CARTER N 3pt FG , jump shot missed   |              |            |  |
| 13:24     |   |              |            | 10 BAKER-MAZARA C defensive rebound (7)                |
| 13:09     |   |              |            | 0 JOHNSON K 3pt FG , jump shot missed                  |
| 13:09     |   |              |            | offensive dead ball rebound (2)                        |
| 13:09     | 14 ROBINSON II A foul personal (3 - 6)  |              |            | 10 BAKER-MAZARA C foul drawn (1)                       |
| 13:09     | 45 MAJAK M substitution out   |              |            |  |
| 13:09     | 55 EAST II S substitution out   |              |            |  |
| 13:09     | 13 CARRALERO MARTIN J substitution in   |              |            |  |
| 13:09     | 23 SHAW A substitution in   |              |            |  |
| 13:09     |   |              |            | 10 BAKER-MAZARA C substitution out                     |
| 13:09     |   |              |            | 31 JOHNSON C substitution out                          |
| 13:09     |   |              |            | 44 CARDWELL D substitution out                         |
| 13:09     |   |              |            | 2 WILLIAMS J substitution in                           |
| 13:09     |   |              |            | 4 BROOME J substitution in                             |
| 13:09     |   |              |            | 5 MOORE C substitution in                              |



**Auburn at Missouri**

03/05/24 Mizzou Arena, Columbia  
2023-24 Men's Basketball

**Game Time:** 8:05 PM  
**Game Duration:** 2:28  
**Attendance:** 10,041

**Officials:** K.B. Burdett Jr., Owen Shortt, Chuck Jones

| Game Time | MIZ   | Score        | Diff       | AUB   |
|-----------|---|--------------|------------|---|
| 13:05     |   | <b>48-62</b> | <b>-14</b> | 4 BROOME J 2pt FG second chance in the paint, layup made (12) |
| 12:45     | 10 HONOR N 3pt FG , jump shot missed                          |              |            |   |
| 12:43     |   |              |            | 5 MOORE C defensive rebound (3)                               |
| 12:40     | 10 HONOR N foul personal (1 - 7)                              |              |            | 2 WILLIAMS J foul drawn (3)                                   |
| 12:40     |   | <b>48-63</b> | <b>-15</b> | 2 WILLIAMS J 1&1 free throw 1 made (8)                        |
| 12:40     | 35 CARTER N substitution out                                  |              |            |   |
| 12:40     | 2 BATES T substitution in                                     |              |            |   |
| 12:40     |   | <b>48-64</b> | <b>-16</b> | 2 WILLIAMS J 1&1 free throw 2 made (9)                        |
| 12:25     | 14 ROBINSON II A foul drawn (3)                               |              |            | 0 JOHNSON K foul personal (3 - 7)                             |
| 12:25     | 14 ROBINSON II A 1&1 free throw 1 made (3)                    | <b>49-64</b> | <b>-15</b> |   |
| 12:25     | 14 ROBINSON II A 1&1 free throw 2 made (4)                    | <b>50-64</b> | <b>-14</b> |   |
| 12:04     |   | <b>50-66</b> | <b>-16</b> | 2 WILLIAMS J 2pt FG in the paint, jump shot made (11)         |
| 11:45     | 14 ROBINSON II A 2pt FG outside the paint, jump shot made (6) | <b>52-66</b> | <b>-14</b> |   |
| 11:23     |   | <b>52-68</b> | <b>-16</b> | 4 BROOME J 2pt FG in the paint, jump shot made (14)           |
| 11:07     | 13 CARRALERO MARTIN J turnover bad pass (3)                   |              |            |   |
| 11:07     | Timeout media   |              |            |   |
| 11:07     | 10 HONOR N substitution out                                   |              |            |   |
| 11:07     | 55 EAST II S substitution in                                  |              |            |   |
| 11:07     |   |              |            | 0 JOHNSON K substitution out                                  |
| 11:07     |   |              |            | 3 DONALDSON T substitution out                                |
| 11:07     |   |              |            | 1 HOLLOWAY A substitution in                                  |
| 11:07     |   |              |            | 12 JONES D substitution in                                    |
| 11:07     |   |              |            | Timeout 30 Sec  |
| 10:52     | 13 CARRALERO MARTIN J steal (2)                               |              |            | 2 WILLIAMS J turnover bad pass (1)                            |
| 10:45     | 14 ROBINSON II A 3pt FG from turnover, jump shot missed       |              |            |   |
| 10:42     |   |              |            | 2 WILLIAMS J defensive rebound (1)                            |
| 10:26     | 13 CARRALERO MARTIN J foul shooting (2 - 8)                   |              |            | 4 BROOME J foul drawn (4)                                     |
| 10:26     |   | <b>52-69</b> | <b>-17</b> | 4 BROOME J free throw 1 - 2 made (15)                         |
| 10:26     | 14 ROBINSON II A substitution out                             |              |            |   |
| 10:26     | 10 HONOR N substitution in                                    |              |            |   |
| 10:25     |   |              |            | 4 BROOME J free throw 2 - 2 missed                            |
| 10:24     | 2 BATES T defensive rebound (4)                               |              |            |   |
| 10:19     | 10 HONOR N 3pt FG fast break, jump shot made (8)              | <b>55-69</b> | <b>-14</b> |   |
| 10:19     | 2 BATES T assist (2)  |              |            |   |
| 09:59     |   | <b>55-71</b> | <b>-16</b> | 12 JONES D 2pt FG in the paint, layup made (9)                |
| 09:59     | 13 CARRALERO MARTIN J foul shooting (3 - 9)                   |              |            | 12 JONES D foul drawn (3)                                     |
| 09:59     |   | <b>55-72</b> | <b>-17</b> | 12 JONES D free throw 1 - 1 made (10)                         |
| 09:59     | 13 CARRALERO MARTIN J substitution out                        |              |            |   |
| 09:59     | 35 CARTER N substitution in                                   |              |            |   |
| 09:49     | 55 EAST II S 2pt FG in the paint, layup made (14)             | <b>57-72</b> | <b>-15</b> |   |
| 09:49     | 55 EAST II S foul drawn (5)                                   |              |            | 1 HOLLOWAY A foul shooting (2 - 8)                            |
| 09:49     |   |              |            | 5 MOORE C substitution out                                    |
| 09:49     |   |              |            | 12 JONES D substitution out                                   |
| 09:49     |   |              |            | 0 JOHNSON K substitution in                                   |
| 09:49     |   |              |            | 10 BAKER-MAZARA C substitution in                             |
| 09:49     | 55 EAST II S free throw 1 - 1 made (15)                       | <b>58-72</b> | <b>-14</b> |   |
| 09:42     |   |              |            | 4 BROOME J 2pt FG in the paint, layup missed                  |
| 09:40     | 23 SHAW A defensive rebound (8)                               |              |            |   |



**Auburn at Missouri**

03/05/24 Mizzou Arena, Columbia  
2023-24 Men's Basketball

**Game Time:** 8:05 PM  
**Game Duration:** 2:28  
**Attendance:** 10,041

**Officials:** K.B. Burdett Jr., Owen Shortt, Chuck Jones

| Game Time | MIZ  | Score        | Diff       | AUB  |
|-----------|--|--------------|------------|--|
| 09:36     | 55 EAST II S 2pt FG outside the paint, jump shot made (17) | <b>60-72</b> | <b>-12</b> |  |
| 09:36     | 55 EAST II S foul drawn (6)                                |              |            | 0 JOHNSON K foul shooting (4 - 9)  |
| 09:36     | 55 EAST II S free throw 1 - 1 made (18)                    | <b>61-72</b> | <b>-11</b> |  |
| 09:36     |  |              |            | 0 JOHNSON K substitution out   |
| 09:36     |  |              |            | 12 JONES D substitution in   |
| 09:25     |  | <b>61-74</b> | <b>-13</b> | 4 BROOME J 2pt FG in the paint, layup made (17)                            |
| 09:14     | 10 HONOR N turnover lost ball (1)                          |              |            |  |
| 09:09     |  | <b>61-76</b> | <b>-15</b> | 2 WILLIAMS J 2pt FG fast break from turnover in the paint, layup made (13) |
| 09:09     |  |              |            | 1 HOLLOWAY A assist (5)  |
| 09:08     | Timeout 60 Sec   |              |            |  |
| 08:46     | 55 EAST II S 2pt FG in the paint, jump shot missed         |              |            |  |
| 08:43     |  |              |            | 4 BROOME J defensive rebound (8)   |
| 08:22     | 23 SHAW A foul personal (2 - 10)                           |              |            | 1 HOLLOWAY A foul drawn (1)  |
| 08:22     |  | <b>61-77</b> | <b>-16</b> | 1 HOLLOWAY A free throw 1 - 2 made (5)                                     |
| 08:22     |  | <b>61-78</b> | <b>-17</b> | 1 HOLLOWAY A free throw 2 - 2 made (6)                                     |
| 08:08     | 23 SHAW A foul drawn (2)                                   |              |            | 4 BROOME J foul shooting (2 - 10)  |
| 08:08     | 23 SHAW A free throw 1 - 2 made (3)                        | <b>62-78</b> | <b>-16</b> |  |
| 08:08     | 23 SHAW A free throw 2 - 2 made (4)                        | <b>63-78</b> | <b>-15</b> |  |
| 07:40     |  | <b>63-80</b> | <b>-17</b> | 2 WILLIAMS J 2pt FG in the paint, layup made (15)                          |
| 07:40     |  |              |            | 4 BROOME J assist (2)  |
| 07:21     | 23 SHAW A 2pt FG in the paint, layup blocked               |              |            |  |
| 07:21     |  |              |            | 4 BROOME J block (3)   |
| 07:16     |  |              |            | 1 HOLLOWAY A defensive rebound (2)   |
| 07:14     |  | <b>63-83</b> | <b>-20</b> | 1 HOLLOWAY A 3pt FG fast break, jump shot made (9)                         |
| 07:05     | 10 HONOR N 2pt FG in the paint, layup missed               |              |            |  |
| 07:05     | offensive rebound (25)                                     |              |            |  |
| 07:05     | Timeout media  |              |            |  |
| 07:05     |  |              |            | 4 BROOME J substitution out  |
| 07:05     |  |              |            | 44 CARDWELL D substitution in  |
| 07:01     | 2 BATES T 2pt FG second chance in the paint, layup blocked |              |            |  |
| 07:01     |  |              |            | 2 WILLIAMS J block (2)   |
| 06:58     |  |              |            | 2 WILLIAMS J defensive rebound (2)   |
| 06:57     | 35 CARTER N foul shooting (4 - 11)                         |              |            | 10 BAKER-MAZARA C foul drawn (2)   |
| 06:57     |  | <b>63-84</b> | <b>-21</b> | 10 BAKER-MAZARA C free throw 1 - 2 made (14)                               |
| 06:57     | 2 BATES T substitution out                                 |              |            |  |
| 06:57     | 4 LEWIS C substitution in                                  |              |            |  |
| 06:57     |  | <b>63-85</b> | <b>-22</b> | 10 BAKER-MAZARA C free throw 2 - 2 made (15)                               |
| 06:39     | 23 SHAW A foul drawn (3)                                   |              |            | 44 CARDWELL D foul shooting (3 - 11)                                       |
| 06:39     | 23 SHAW A free throw 1 - 2 missed                          |              |            |  |
| 06:39     | offensive dead ball rebound (3)                            |              |            |  |
| 06:39     | 10 HONOR N substitution out                                |              |            |  |
| 06:39     | 35 CARTER N substitution out                               |              |            |  |
| 06:39     | 0 BUTLER J substitution in                                 |              |            |  |
| 06:39     | 14 ROBINSON II A substitution in                           |              |            |  |
| 06:39     |  |              |            | 1 HOLLOWAY A substitution out  |
| 06:39     |  |              |            | 2 WILLIAMS J substitution out  |
| 06:39     |  |              |            | 12 JONES D substitution out  |
| 06:39     |  |              |            | 0 JOHNSON K substitution in  |



**Auburn at Missouri**

03/05/24 Mizzou Arena, Columbia  
2023-24 Men's Basketball

**Game Time:** 8:05 PM  
**Game Duration:** 2:28  
**Attendance:** 10,041

**Officials:** K.B. Burdett Jr., Owen Shortt, Chuck Jones

| Game Time | MIZ   | Score        | Diff       | AUB  |
|-----------|---|--------------|------------|--|
| 06:39     |   |              |            | 3 DONALDSON T substitution in                                |
| 06:39     |   |              |            | 31 JOHNSON C substitution in                                 |
| 06:39     | 23 SHAW A free throw 2 - 2 made (5)                         | <b>64-85</b> | <b>-21</b> |  |
| 06:08     |   |              |            | turnover shot clock (9)                                      |
| 05:44     | 0 BUTLER J 2pt FG from turnover in the paint, layup blocked |              |            |  |
| 05:44     |   |              |            | 44 CARDWELL D block (1)                                      |
| 05:40     | 23 SHAW A offensive rebound (9)                             |              |            |  |
| 05:37     | turnover shot clock (11)                                    |              |            |  |
| 05:10     | 14 ROBINSON II A foul personal (4 - 12)                     |              |            | 31 JOHNSON C foul drawn (4)                                  |
| 05:10     |   | <b>64-86</b> | <b>-22</b> | 31 JOHNSON C free throw 1 - 2 made (6)                       |
| 05:10     |   | <b>64-87</b> | <b>-23</b> | 31 JOHNSON C free throw 2 - 2 made (7)                       |
| 05:10     | 0 BUTLER J substitution out                                 |              |            |  |
| 05:10     | 10 HONOR N substitution in                                  |              |            |  |
| 05:02     | 10 HONOR N foul drawn (3)                                   |              |            | 0 JOHNSON K foul personal (5 - 12)                           |
| 05:02     |   |              |            | 0 JOHNSON K substitution out                                 |
| 05:02     |   |              |            | 12 JONES D substitution in                                   |
| 05:02     | 10 HONOR N free throw 1 - 2 made (9)                        | <b>65-87</b> | <b>-22</b> |  |
| 05:02     | 23 SHAW A substitution out                                  |              |            |  |
| 05:02     | 11 PIERCE T substitution in                                 |              |            |  |
| 05:02     | 10 HONOR N free throw 2 - 2 made (10)                       | <b>66-87</b> | <b>-21</b> |  |
| 04:42     | 4 LEWIS C steal (1)   |              |            | 12 JONES D turnover bad pass (1)                             |
| 04:38     | 4 LEWIS C 2pt FG from turnover in the paint, layup missed   |              |            |  |
| 04:35     |   |              |            | 3 DONALDSON T defensive rebound (2)                          |
| 04:31     |   | <b>66-89</b> | <b>-23</b> | 44 CARDWELL D 2pt FG fast break in the paint, dunk, made (6) |
| 04:31     |   |              |            | 12 JONES D assist (2)  |
| 04:16     | 11 PIERCE T 3pt FG , jump shot missed                       |              |            |  |
| 04:14     |   |              |            | 31 JOHNSON C defensive rebound (4)                           |
| 03:58     |   | <b>66-92</b> | <b>-26</b> | 3 DONALDSON T 3pt FG , jump shot made (6)                    |
| 03:58     |   |              |            | 12 JONES D assist (3)  |
| 03:41     | 55 EAST II S foul drawn (7)                                 |              |            | 12 JONES D foul personal (3 - 13)                            |
| 03:41     | Timeout media   |              |            |  |
| 03:41     | 11 PIERCE T substitution out                                |              |            |  |
| 03:41     | 14 ROBINSON II A substitution out                           |              |            |  |
| 03:41     | 13 CARRALERO MARTIN J substitution in                       |              |            |  |
| 03:41     | 23 SHAW A substitution in                                   |              |            |  |
| 03:41     |   |              |            | 10 BAKER-MAZARA C substitution out                           |
| 03:41     |   |              |            | 5 MOORE C substitution in                                    |
| 03:41     | 55 EAST II S free throw 1 - 2 made (19)                     | <b>67-92</b> | <b>-25</b> |  |
| 03:41     | 10 HONOR N substitution out                                 |              |            |  |
| 03:41     | 45 MAJAK M substitution in                                  |              |            |  |
| 03:40     | 55 EAST II S free throw 2 - 2 missed                        |              |            |  |
| 03:39     |   |              |            | 31 JOHNSON C defensive rebound (5)                           |
| 03:26     |   |              |            | 3 DONALDSON T 3pt FG , jump shot missed                      |
| 03:23     | 55 EAST II S defensive rebound (3)                          |              |            |  |
| 03:20     | 55 EAST II S foul drawn (8)                                 |              |            | 44 CARDWELL D foul shooting (4 - 14)                         |
| 03:20     | 55 EAST II S free throw 1 - 2 made (20)                     | <b>68-92</b> | <b>-24</b> |  |
| 03:20     | 55 EAST II S free throw 2 - 2 made (21)                     | <b>69-92</b> | <b>-23</b> |  |
| 03:08     |   | <b>69-94</b> | <b>-25</b> | 44 CARDWELL D 2pt FG in the paint, dunk, made (8)            |
| 03:08     |   |              |            | 12 JONES D assist (4)  |



**Auburn at Missouri**

03/05/24 Mizzou Arena, Columbia  
2023-24 Men's Basketball

**Game Time:** 8:05 PM  
**Game Duration:** 2:28  
**Attendance:** 10,041

**Officials:** K.B. Burdett Jr., Owen Shortt, Chuck Jones

| Game Time             | MIZ   | Score         | Diff       | AUB  |
|-----------------------|---|---------------|------------|--|
| 02:37                 | 55 EAST II S 2pt FG in the paint, layup missed          |               |            |  |
| 02:35                 |   |               |            | 44 CARDWELL D defensive rebound (6)        |
| 02:19                 |   | <b>69-97</b>  | <b>-28</b> | 3 DONALDSON T 3pt FG , jump shot made (9)  |
| 02:19                 |   |               |            | 5 MOORE C assist (1)                       |
| 02:09                 | Timeout 30 Sec  |               |            |  |
| 02:09                 | 4 LEWIS C substitution out                              |               |            |  |
| 02:09                 | 45 MAJAK M substitution out                             |               |            |  |
| 02:09                 | 10 HONOR N substitution in                              |               |            |  |
| 02:09                 | 35 CARTER N substitution in                             |               |            |  |
| 02:09                 |   |               |            | 12 JONES D substitution out                |
| 02:09                 |   |               |            | 21 MUSCHALEK B substitution in             |
| 02:07                 | 13 CARRALERO MARTIN J 2pt FG in the paint, dunk, missed |               |            |  |
| 02:02                 |   |               |            | 31 JOHNSON C defensive rebound (6)         |
| 01:41                 |   |               |            | 3 DONALDSON T 3pt FG , jump shot missed    |
| 01:38                 | 13 CARRALERO MARTIN J defensive rebound (4)             |               |            |  |
| 01:26                 | 23 SHAW A 2pt FG in the paint, layup made (7)           | <b>71-97</b>  | <b>-26</b> |  |
| 01:26                 | 13 CARRALERO MARTIN J assist (2)                        |               |            |  |
| 01:06                 | 13 CARRALERO MARTIN J foul shooting (4 - 13)            |               |            | 44 CARDWELL D foul drawn (4)               |
| 01:06                 |   |               |            | 44 CARDWELL D free throw 1 - 2 missed      |
| 01:06                 |   |               |            | offensive dead ball rebound (3)            |
| 01:06                 | 55 EAST II S substitution out                           |               |            |  |
| 01:06                 | 14 ROBINSON II A substitution in                        |               |            |  |
| 01:06                 |   | <b>71-98</b>  | <b>-27</b> | 44 CARDWELL D free throw 2 - 2 made (9)    |
| 00:57                 | 10 HONOR N foul drawn (4)                               |               |            | 5 MOORE C foul personal (1 - 15)           |
| 00:57                 | 10 HONOR N free throw 1 - 2 missed                      |               |            |  |
| 00:57                 | offensive dead ball rebound (4)                         |               |            |  |
| 00:57                 | 10 HONOR N free throw 2 - 2 made (11)                   | <b>72-98</b>  | <b>-26</b> |  |
| 00:57                 | 10 HONOR N substitution out                             |               |            |  |
| 00:57                 | 12 FRANCOIS J substitution in                           |               |            |  |
| 00:40                 |   | <b>72-101</b> | <b>-29</b> | 44 CARDWELL D 3pt FG , jump shot made (12) |
| 00:30                 | 35 CARTER N 2pt FG in the paint, jump shot made (6)     | <b>74-101</b> | <b>-27</b> |  |
| 00:01                 |   |               |            | turnover shot clock (11)                   |
| 00:01                 | 13 CARRALERO MARTIN J substitution out                  |               |            |  |
| 00:01                 | 0 BUTLER J substitution in                              |               |            |  |
| <b>END OF GAME</b>    |   |               |            |  |
| <b>MIZ 74-101 AUB</b> |   |               |            |  |



Auburn at Missouri

03/05/24 Mizzou Arena, Columbia  
2023-24 Men's Basketball

Game Time: 8:05 PM  
Game Duration: 2:28  
Attendance: 10,041

Officials: K.B. Burdett Jr., Owen Shortt, Chuck Jones

Auburn - 57

| NO.           | Name              | F/G | Min   | FG    |     |       | Rebounds |    |     | Fouls |    | TP | AS | TO | ST | Blocks |    | +/- |
|---------------|-------------------|-----|-------|-------|-----|-------|----------|----|-----|-------|----|----|----|----|----|--------|----|-----|
|               |                   |     |       | M-A   | M-A | M-A   | OR       | DR | TOT | PF    | FD |    |    |    |    | BS     | BA |     |
| 2             | Jaylin Williams   | F   | 09:28 | 4-4   | 0-0 | 3-3   | 0        | 2  | 2   | 0     | 2  | 11 | 0  | 1  | 0  | 1      | 0  | 18  |
| 4             | Johni Broome      | F   | 10:16 | 5-7   | 0-0 | 1-2   | 0        | 2  | 2   | 1     | 1  | 11 | 2  | 0  | 0  | 1      | 0  | 14  |
| 10            | Chad Baker-Mazara | F   | 12:59 | 1-1   | 1-1 | 2-2   | 0        | 3  | 3   | 0     | 2  | 5  | 0  | 0  | 0  | 1      | 0  | 18  |
| 1             | Aden Holloway     | G   | 09:16 | 1-1   | 1-1 | 2-2   | 0        | 1  | 1   | 1     | 1  | 5  | 3  | 0  | 0  | 0      | 0  | 10  |
| 12            | Denver Jones      | G   | 11:20 | 1-1   | 0-0 | 1-1   | 0        | 0  | 0   | 2     | 1  | 3  | 3  | 1  | 0  | 0      | 0  | 21  |
| 31            | Chaney Johnson    |     | 10:32 | 1-1   | 0-0 | 3-4   | 0        | 4  | 4   | 1     | 3  | 5  | 0  | 1  | 0  | 0      | 0  | 4   |
| 3             | Tre Donaldson     |     | 11:20 | 3-5   | 3-5 | 0-0   | 0        | 1  | 1   | 2     | 0  | 9  | 0  | 0  | 0  | 0      | 0  | 10  |
| 44            | Dylan Cardwell    |     | 09:44 | 3-3   | 1-1 | 1-2   | 1        | 1  | 2   | 3     | 2  | 8  | 0  | 2  | 0  | 1      | 0  | 8   |
| 0             | K.D. Johnson      |     | 05:55 | 0-2   | 0-1 | 0-0   | 0        | 0  | 0   | 4     | 0  | 0  | 1  | 0  | 0  | 0      | 0  | 4   |
| 5             | Chris Moore       |     | 07:01 | 0-0   | 0-0 | 0-0   | 0        | 1  | 1   | 1     | 0  | 0  | 1  | 0  | 0  | 0      | 0  | 4   |
| 21            | Blake Muschalek   |     | 02:09 | 0-0   | 0-0 | 0-0   | 0        | 0  | 0   | 0     | 0  | 0  | 0  | 0  | 0  | 0      | 0  | -1  |
| Team          |                   |     |       |       |     |       | 0        | 2  | 2   |       |    | 0  |    |    | 2  |        |    |     |
| <b>Totals</b> |                   |     |       | 19-25 | 6-9 | 13-16 | 1        | 17 | 18  | 15    | 12 | 57 | 10 | 7  | 0  | 4      | 0  | 22  |

| Shooting By Period  |       |       |
|---------------------|-------|-------|
| 2 <sup>nd</sup> FG% | 19-25 | 76.0% |
| 3PT%                | 6-9   | 66.7% |
| FT%                 | 13-16 | 81.3% |
| GM FG%              | 19-25 | 76.0% |
| 3PT%                | 6-9   | 66.7% |
| FT%                 | 13-16 | 81.3% |

Dead Ball Rebounds: 3, 0

Technical Fouls: Johnson 2<sup>nd</sup> 15:07

Missouri - 35

| NO.           | Name                   | F/G | Min   | FG   |     |       | Rebounds |    |     | Fouls |    | TP | AS | TO | ST | Blocks |    | +/- |
|---------------|------------------------|-----|-------|------|-----|-------|----------|----|-----|-------|----|----|----|----|----|--------|----|-----|
|               |                        |     |       | M-A  | M-A | M-A   | OR       | DR | TOT | PF    | FD |    |    |    |    | BS     | BA |     |
| 0             | Jordan Butler          | F   | 01:31 | 0-1  | 0-0 | 0-0   | 0        | 0  | 0   | 0     | 0  | 0  | 0  | 0  | 0  | 1      | -1 |     |
| 23            | Aidan Shaw             | F   | 14:46 | 1-2  | 0-0 | 3-4   | 1        | 1  | 2   | 1     | 2  | 5  | 0  | 0  | 0  | 0      | 1  | -18 |
| 2             | Tamar Bates            | G   | 08:10 | 0-2  | 0-1 | 0-0   | 0        | 1  | 1   | 0     | 0  | 0  | 1  | 0  | 0  | 0      | 1  | -13 |
| 10            | Nick Honor             | G   | 15:21 | 1-3  | 1-2 | 3-4   | 0        | 0  | 0   | 1     | 3  | 6  | 0  | 1  | 1  | 0      | 0  | -16 |
| 55            | Sean East II           | G   | 16:52 | 3-8  | 0-0 | 6-7   | 1        | 1  | 2   | 2     | 5  | 12 | 0  | 0  | 0  | 0      | 0  | -17 |
| 13            | Jesus Carralero Martin |     | 08:55 | 0-2  | 0-0 | 0-0   | 0        | 1  | 1   | 3     | 0  | 0  | 1  | 1  | 1  | 0      | 0  | -10 |
| 35            | Noah Carter            |     | 10:43 | 2-5  | 0-2 | 0-0   | 0        | 0  | 0   | 1     | 0  | 4  | 0  | 0  | 0  | 0      | 1  | -10 |
| 14            | Anthony Robinson II    |     | 11:11 | 1-3  | 0-1 | 4-4   | 0        | 0  | 0   | 3     | 3  | 6  | 0  | 0  | 0  | 0      | 0  | -10 |
| 45            | Mabor Majak            |     | 05:25 | 1-1  | 0-0 | 0-0   | 1        | 1  | 2   | 2     | 1  | 2  | 0  | 1  | 0  | 0      | 0  | -3  |
| 4             | Curt Lewis             |     | 04:48 | 0-1  | 0-0 | 0-0   | 0        | 0  | 0   | 0     | 0  | 0  | 0  | 0  | 1  | 0      | 0  | -7  |
| 11            | Trent Pierce           |     | 01:21 | 0-1  | 0-1 | 0-0   | 0        | 0  | 0   | 0     | 0  | 0  | 0  | 0  | 0  | 0      | 0  | -4  |
| 12            | Jackson Francois       |     | 00:57 | 0-0  | 0-0 | 0-0   | 0        | 0  | 0   | 0     | 0  | 0  | 0  | 0  | 0  | 0      | 0  | -1  |
| Team          |                        |     |       |      |     |       | 1        | 0  | 1   |       |    | 0  |    |    | 1  |        |    |     |
| <b>Totals</b> |                        |     |       | 9-29 | 1-7 | 16-19 | 4        | 5  | 9   | 13    | 14 | 35 | 2  | 4  | 3  | 0      | 4  | -22 |

| Shooting By Period  |       |       |
|---------------------|-------|-------|
| 2 <sup>nd</sup> FG% | 9-29  | 31.0% |
| 3PT%                | 1-7   | 14.3% |
| FT%                 | 16-19 | 84.2% |
| GM FG%              | 9-29  | 31.0% |
| 3PT%                | 1-7   | 14.3% |
| FT%                 | 16-19 | 84.2% |

Dead Ball Rebounds: 2, 0

Technical Fouls: Majak 2<sup>nd</sup> 15:07

|                  | AUB                       | MIZ                       |
|------------------|---------------------------|---------------------------|
| Biggest lead     | 29 (2 <sup>nd</sup> 0:40) | 0 (1 <sup>st</sup> 20:00) |
| Best Scoring Run | 7 (2 <sup>nd</sup> 17:41) | 6 (2 <sup>nd</sup> 9:36)  |
| Lead Changes     | 0                         |                           |
| Times Tied       | 0                         |                           |
| Time with Lead   | 19:32                     | 00:00                     |

| Points from   | AUB | MIZ |
|---------------|-----|-----|
| Turnovers     | 4   | 2   |
| Paint         | 26  | 12  |
| Second Chance | 5   | 2   |
| Fast Breaks   | 7   | 3   |
| Bench         | 22  | 12  |

| Period by Period Scoring |     |     |     |
|--------------------------|-----|-----|-----|
|                          | 1st | 2nd | TOT |
| AUB                      | 44  | 57  | 101 |
| MIZ                      | 39  | 35  | 74  |





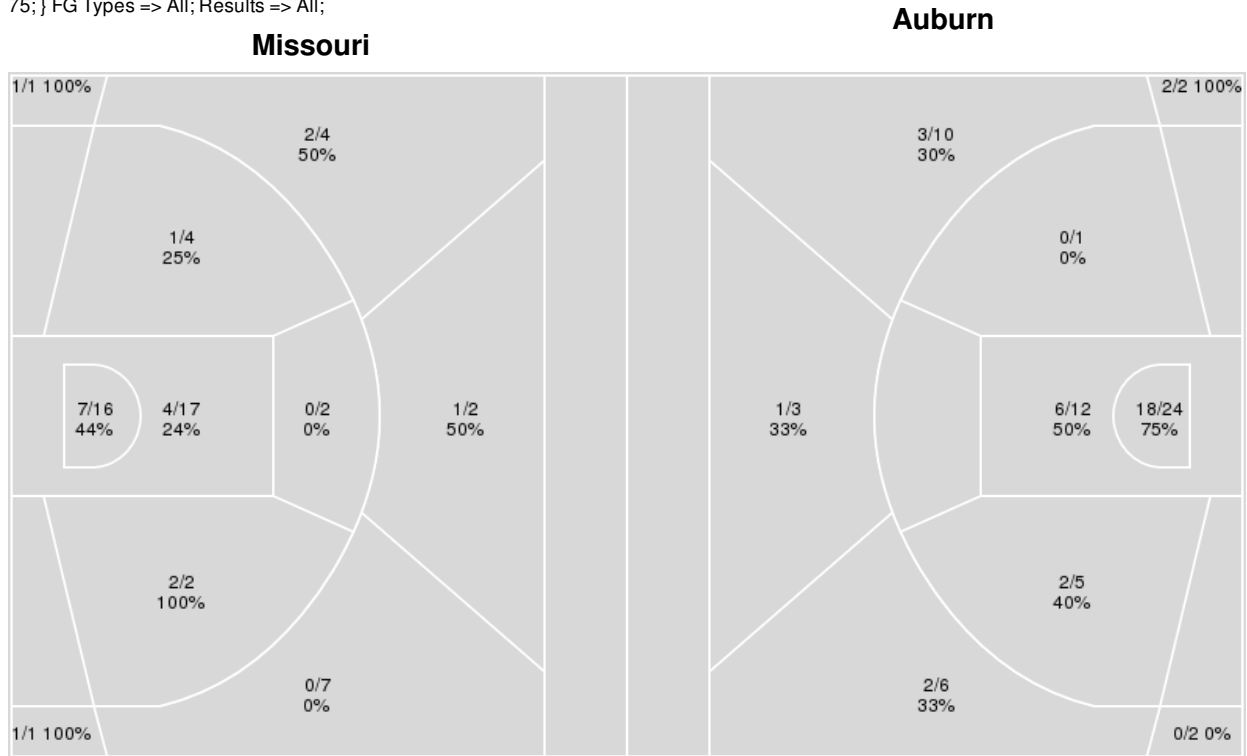
**Auburn at Missouri**

03/05/24 Mizzou Arena, Columbia  
2023-24 Men's Basketball

**Game Time:** 8:05 PM  
**Game Duration:** 2:28  
**Attendance:** 10,041

**Officials:** K.B. Burdett Jr., Owen Shortt, Chuck Jones

{ Players => 0, 1, 2, 4, 5, 10, 11, 12, 13, 14, 15, 23, 31, 33, 35, 45, 55, 75; } FG Types => All; Results => All;



| Missouri    | M/A   | %  |
|-------------|-------|----|
| Field Goals | 19/56 | 34 |
| 2 Points    | 14/41 | 34 |
| 3 Points    | 5/15  | 33 |
| Free Throws | 31/35 | 89 |

| Auburn      | M/A   | %  |
|-------------|-------|----|
| Field Goals | 34/65 | 52 |
| 2 Points    | 26/42 | 62 |
| 3 Points    | 8/23  | 35 |
| Free Throws | 25/29 | 86 |



**Auburn at Missouri**

03/05/24 Mizzou Arena, Columbia  
2023-24 Men's Basketball

Game Time: 8:05 PM  
Game Duration: 2:28  
Attendance: 10,041

Officials: K.B. Burdett Jr., Owen Shortt, Chuck Jones

**Auburn**

| No | Name              | Mins  |       | Score   |         | Points Diff |     | Points per Min |      | Assists |     | Rebounds |     | Steals |     | Turnovers |     |
|----|-------------------|-------|-------|---------|---------|-------------|-----|----------------|------|---------|-----|----------|-----|--------|-----|-----------|-----|
|    |                   | On    | Off   | On      | Off     | On          | Off | On             | Off  | On      | Off | On       | Off | On     | Off | On        | Off |
| 0  | K.D. Johnson      | 14:45 | 25:15 | 32 - 31 | 69 - 43 | 1           | 26  | 2.17           | 2.73 | 4       | 12  | 17       | 24  | 1      | 3   | 6         | 5   |
| 1  | Aden Holloway     | 21:43 | 18:17 | 59 - 39 | 42 - 35 | 20          | 7   | 2.72           | 2.30 | 8       | 8   | 21       | 20  | 3      | 1   | 3         | 8   |
| 2  | Jaylin Williams   | 24:37 | 15:23 | 68 - 48 | 33 - 26 | 20          | 7   | 2.76           | 2.14 | 9       | 7   | 25       | 16  | 3      | 1   | 5         | 6   |
| 3  | Tre Donaldson     | 18:53 | 21:07 | 43 - 38 | 58 - 36 | 5           | 22  | 2.28           | 2.75 | 8       | 8   | 20       | 21  | 1      | 3   | 8         | 3   |
| 4  | Johni Broome      | 23:43 | 16:17 | 67 - 42 | 34 - 32 | 25          | 2   | 2.83           | 2.09 | 9       | 7   | 21       | 20  | 4      | 0   | 3         | 8   |
| 5  | Chris Moore       | 13:00 | 26:60 | 32 - 30 | 69 - 44 | 2           | 25  | 2.46           | 2.56 | 4       | 12  | 13       | 28  | 0      | 4   | 4         | 7   |
| 10 | Chad Baker-Mazara | 27:31 | 12:29 | 70 - 44 | 31 - 30 | 26          | 1   | 2.54           | 2.48 | 12      | 4   | 28       | 13  | 4      | 0   | 7         | 4   |
| 12 | Denver Jones      | 22:30 | 17:30 | 64 - 35 | 37 - 39 | 29          | -2  | 2.84           | 2.11 | 12      | 4   | 23       | 18  | 3      | 1   | 4         | 7   |
| 21 | Blake Muschalek   | 02:09 | 37:51 | 4 - 5   | 97 - 69 | -1          | 28  | 1.86           | 2.56 | 0       | 16  | 1        | 40  | 0      | 4   | 1         | 10  |
| 31 | Chaney Johnson    | 14:52 | 25:08 | 32 - 26 | 69 - 48 | 6           | 21  | 2.15           | 2.75 | 7       | 9   | 16       | 25  | 1      | 3   | 6         | 5   |
| 44 | Dylan Cardwell    | 16:17 | 23:43 | 34 - 32 | 67 - 42 | 2           | 25  | 2.09           | 2.83 | 7       | 9   | 20       | 21  | 0      | 4   | 8         | 3   |

**Missouri**

| No | Name                   | Mins  |       | Score   |         | Points Diff |     | Points per Min |      | Assists |     | Rebounds |     | Steals |     | Turnovers |     |
|----|------------------------|-------|-------|---------|---------|-------------|-----|----------------|------|---------|-----|----------|-----|--------|-----|-----------|-----|
|    |                        | On    | Off   | On      | Off     | On          | Off | On             | Off  | On      | Off | On       | Off | On     | Off | On        | Off |
| 0  | Jordan Butler          | 08:54 | 31:06 | 14 - 19 | 60 - 82 | -5          | -22 | 1.57           | 1.93 | 1       | 6   | 9        | 19  | 1      | 6   | 3         | 8   |
| 2  | Tamar Bates            | 21:38 | 18:22 | 38 - 59 | 36 - 42 | -21         | -6  | 1.76           | 1.96 | 5       | 2   | 13       | 15  | 3      | 4   | 6         | 5   |
| 4  | Curt Lewis             | 04:48 | 35:12 | 6 - 13  | 68 - 88 | -7          | -20 | 1.25           | 1.93 | 0       | 7   | 2        | 26  | 1      | 6   | 1         | 10  |
| 10 | Nick Honor             | 31:20 | 08:40 | 64 - 80 | 10 - 21 | -16         | -11 | 2.04           | 1.15 | 5       | 2   | 23       | 5   | 6      | 1   | 9         | 2   |
| 11 | Trent Pierce           | 02:14 | 37:46 | 1 - 9   | 73 - 92 | -8          | -19 | 0.45           | 1.93 | 0       | 7   | 0        | 28  | 1      | 6   | 1         | 10  |
| 12 | Jackson Francois       | 00:57 | 39:03 | 2 - 3   | 72 - 98 | -1          | -26 | 2.10           | 1.84 | 0       | 7   | 0        | 28  | 0      | 7   | 0         | 11  |
| 13 | Jesus Carralero Martin | 19:20 | 20:40 | 36 - 44 | 38 - 57 | -8          | -19 | 1.86           | 1.84 | 6       | 1   | 15       | 13  | 4      | 3   | 5         | 6   |
| 14 | Anthony Robinson II    | 16:46 | 23:14 | 32 - 41 | 42 - 60 | -9          | -18 | 1.91           | 1.81 | 2       | 5   | 9        | 19  | 3      | 4   | 4         | 7   |
| 23 | Aidan Shaw             | 28:43 | 11:17 | 55 - 77 | 19 - 24 | -22         | -5  | 1.92           | 1.68 | 4       | 3   | 20       | 8   | 4      | 3   | 9         | 2   |
| 35 | Noah Carter            | 19:32 | 20:28 | 41 - 49 | 33 - 52 | -8          | -19 | 2.10           | 1.61 | 4       | 3   | 14       | 14  | 4      | 3   | 6         | 5   |
| 45 | Mabor Majak            | 09:13 | 30:47 | 14 - 22 | 60 - 79 | -8          | -19 | 1.52           | 1.95 | 1       | 6   | 7        | 21  | 1      | 6   | 2         | 9   |
| 55 | Sean East II           | 36:35 | 03:25 | 67 - 89 | 7 - 12  | -22         | -5  | 1.83           | 2.05 | 7       | 0   | 28       | 0   | 7      | 0   | 9         | 2   |



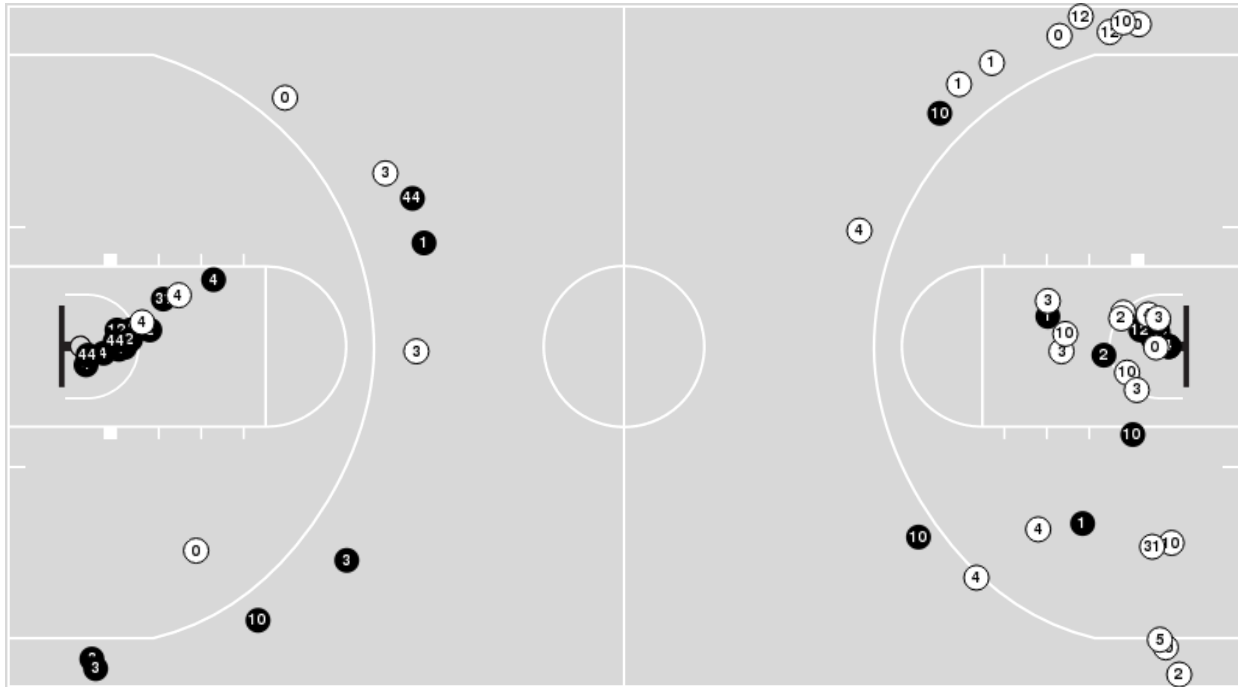
**Auburn at Missouri**

03/05/24 Mizzou Arena, Columbia  
2023-24 Men's Basketball

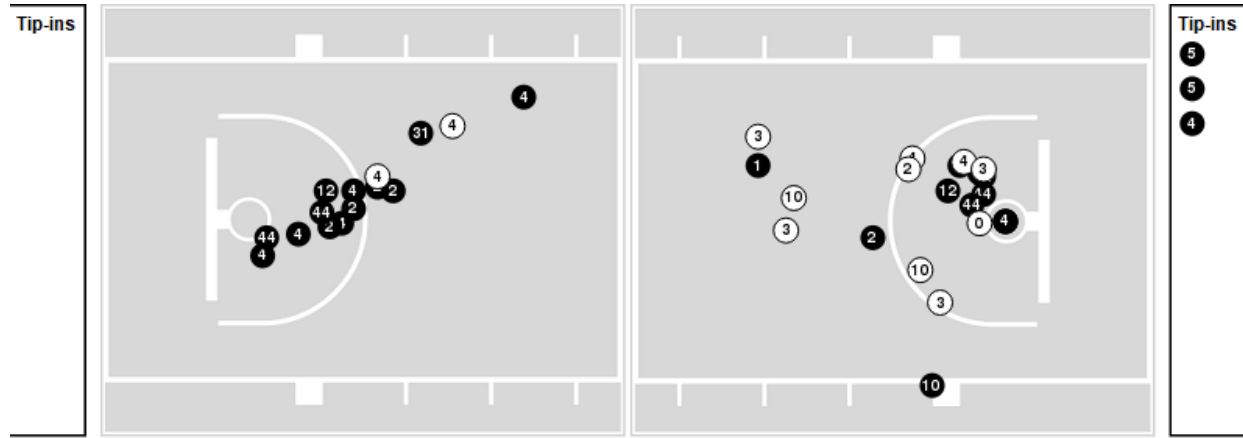
Players => AllFG Types=>AllResults=>All

**Auburn**

**All Field Goals**



**Blow Up Chart**



● Made ○ Missed N - Player Number

| Auburn      | M/A   | %  |
|-------------|-------|----|
| Field Goals | 34/65 | 52 |
| 2 Points    | 26/42 | 62 |
| 3 Points    | 8/23  | 35 |
| Free Throws | 25/29 | 86 |

| Auburn               | M/A          | %   |
|----------------------|--------------|-----|
| Points in the Paint  | 48 (24 / 36) | 67  |
| Fast Break Points    | 18 (10/10)   | 100 |
| Second Chance Points | 22 (13/19)   | 68  |
| Effective FG%        | 58           |     |



**Auburn at Missouri**

03/05/24 Mizzou Arena, Columbia  
2023-24 Men's Basketball

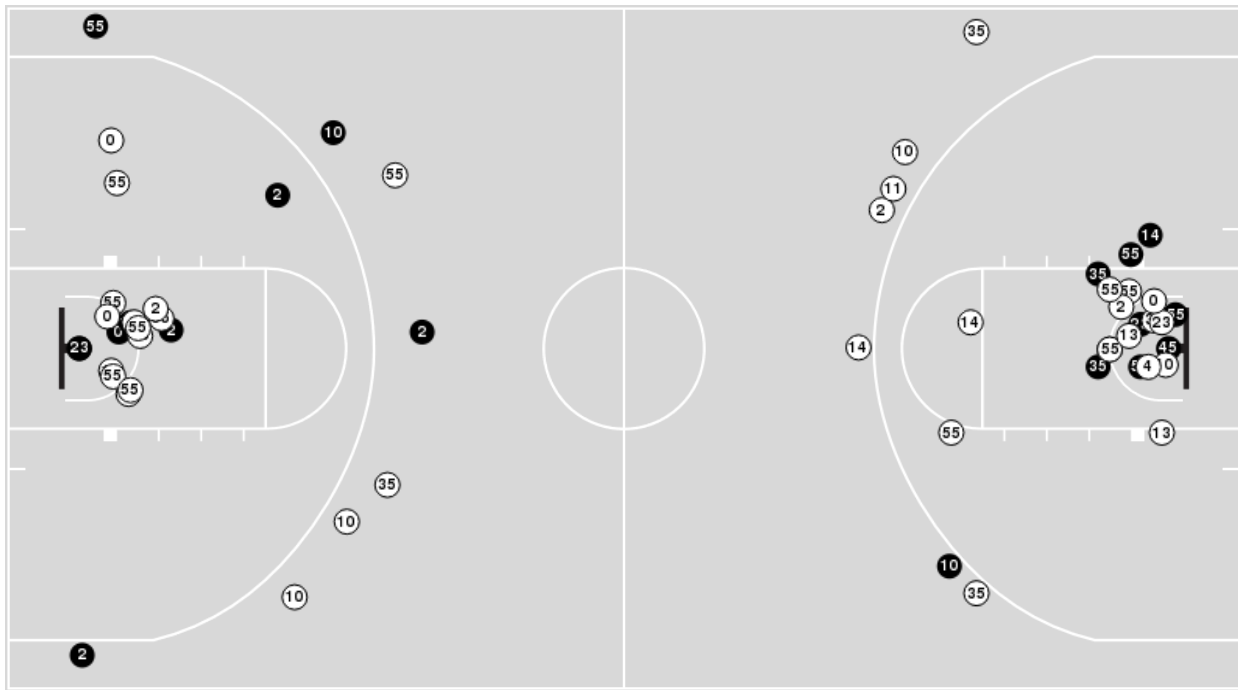
Game Time: 8:05 PM  
Game Duration: 2:28  
Attendance: 10,041

Officials: K.B. Burdett Jr., Owen Shortt, Chuck Jones

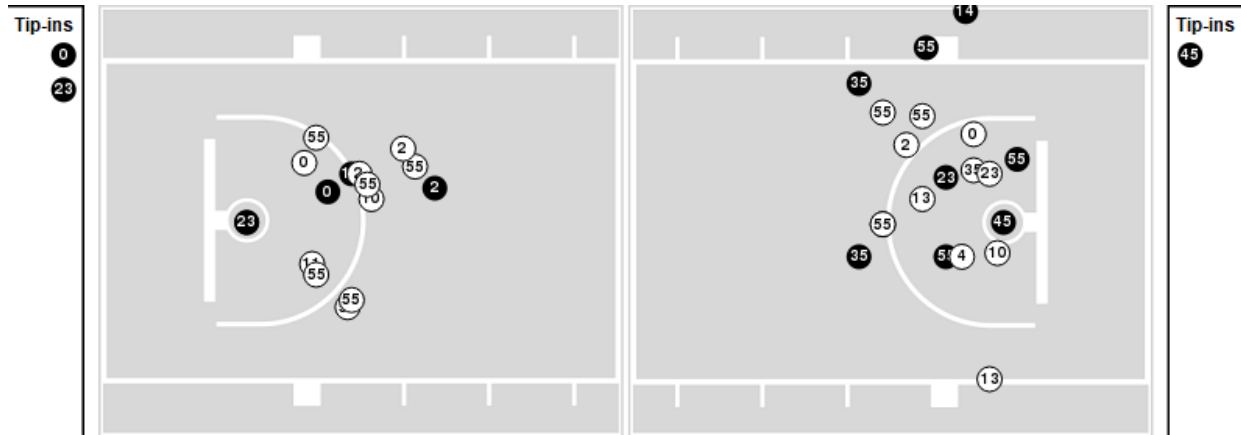
Players => 0, 1, 2, 4, 5, 10, 11, 12, 13, 14, 15, 23, 31, 33, 35, 45, 55, 75FG Types=>AllResults=>All

**Missouri**

**All Field Goals**



**Blow Up Chart**



● Made ○ Missed N - Player Number

| Missouri    | M/A   | %  |
|-------------|-------|----|
| Field Goals | 19/56 | 34 |
| 2 Points    | 14/41 | 34 |
| 3 Points    | 5/15  | 33 |
| Free Throws | 31/35 | 89 |

| Missouri             | M/A          | %   |
|----------------------|--------------|-----|
| Points in the Paint  | 22 (11 / 33) | 33  |
| Fast Break Points    | 7 (4/4)      | 100 |
| Second Chance Points | 7 (4/8)      | 50  |
| Effective FG%        | 38           |     |



**Auburn at Missouri**

03/05/24 Mizzou Arena, Columbia  
2023-24 Men's Basketball

**Game Time:** 8:05 PM  
**Game Duration:** 2:28  
**Attendance:** 10,041

**Officials:** K.B. Burdett Jr., Owen Shortt, Chuck Jones

**Auburn**

| Lineup  | Quarter On | Time On | Quarter Off | Time Off | Time on Court | Score | Score Diff | Reb | Stl | Tov | Ass | PPP    |
|---|------------|---------|-------------|----------|---------------|-------|------------|-----|-----|-----|-----|--------|
| 1- Holloway A/ 2- Williams J/ 4- Broome J/ 10- Baker-Mazara C/ 12- Jones D/       | 1          | 20:00   | 1           | 17:45    | 02:15         | 2-5   | -3         | 1   | 0   | 1   | 0   | 0.6667 |
| 1- Holloway A/ 4- Broome J/ 10- Baker-Mazara C/ 12- Jones D/ 31- Johnson C/       | 1          | 17:45   | 1           | 15:02    | 02:43         | 10-2  | 8          | 4   | 1   | 0   | 2   | 1.7007 |
| 0- Johnson K/ 3- Donaldson T/ 10- Baker-Mazara C/ 31- Johnson C/ 44- Cardwell D/  | 1          | 15:02   | 1           | 13:57    | 01:05         | 0-3   | -3         | 2   | 0   | 0   | 0   | 0.0000 |
| 0- Johnson K/ 2- Williams J/ 3- Donaldson T/ 5- Moore C/ 44- Cardwell D/          | 1          | 13:57   | 1           | 10:31    | 03:26         | 8-5   | 3          | 5   | 0   | 2   | 2   | 1.3333 |
| 1- Holloway A/ 2- Williams J/ 4- Broome J/ 10- Baker-Mazara C/ 12- Jones D/       | 1          | 10:31   | 1           | 07:31    | 03:00         | 11-8  | 3          | 2   | 1   | 0   | 0   | 1.8092 |
| 1- Holloway A/ 2- Williams J/ 10- Baker-Mazara C/ 12- Jones D/ 31- Johnson C/     | 1          | 07:31   | 1           | 07:31    | 00:00         | 0-0   | 0          | 0   | 0   | 0   | 0   | 0.0000 |
| 1- Holloway A/ 2- Williams J/ 4- Broome J/ 10- Baker-Mazara C/ 12- Jones D/       | 1          | 07:31   | 1           | 04:19    | 03:12         | 4-4   | 0          | 4   | 1   | 1   | 1   | 0.5714 |
| 0- Johnson K/ 3- Donaldson T/ 5- Moore C/ 31- Johnson C/ 44- Cardwell D/          | 1          | 04:19   | 1           | 03:47    | 00:32         | 0-3   | -3         | 0   | 0   | 0   | 0   | 0.0000 |
| 0- Johnson K/ 2- Williams J/ 3- Donaldson T/ 5- Moore C/ 44- Cardwell D/          | 1          | 03:47   | 1           | 02:17    | 01:30         | 2-5   | -3         | 3   | 0   | 0   | 0   | 1.0000 |
| 0- Johnson K/ 2- Williams J/ 3- Donaldson T/ 4- Broome J/ 10- Baker-Mazara C/     | 1          | 02:17   | 1           | 01:17    | 01:00         | 3-2   | 1          | 0   | 1   | 0   | 1   | 1.2295 |
| 0- Johnson K/ 1- Holloway A/ 2- Williams J/ 4- Broome J/ 10- Baker-Mazara C/      | 1          | 01:17   | 1           | 00:32    | 00:44         | 3-2   | 1          | 2   | 0   | 0   | 0   | 1.5957 |
| 0- Johnson K/ 1- Holloway A/ 4- Broome J/ 5- Moore C/ 10- Baker-Mazara C/         | 1          | 00:32   | 1           | 00:01    | 00:31         | 1-0   | 1          | 0   | 0   | 0   | 0   | 2.2727 |
| 0- Johnson K/ 1- Holloway A/ 2- Williams J/ 4- Broome J/ 10- Baker-Mazara C/      | 1          | 00:01   | 2           | 20:00    | 00:01         | 0-0   | 0          | 0   | 0   | 0   | 0   | 0.0000 |
| 1- Holloway A/ 2- Williams J/ 4- Broome J/ 10- Baker-Mazara C/ 12- Jones D/       | 2          | 20:00   | 2           | 17:02    | 02:58         | 10-2  | 8          | 3   | 0   | 0   | 3   | 2.2523 |
| 1- Holloway A/ 4- Broome J/ 10- Baker-Mazara C/ 12- Jones D/ 31- Johnson C/       | 2          | 17:02   | 2           | 15:48    | 01:14         | 0-2   | -2         | 1   | 0   | 0   | 0   | 0.0000 |
| 1- Holloway A/ 3- Donaldson T/ 10- Baker-Mazara C/ 31- Johnson C/ 44- Cardwell D/ | 2          | 15:48   | 2           | 15:12    | 00:36         | 1-3   | -2         | 0   | 0   | 0   | 0   | 1.1364 |
| 0- Johnson K/ 3- Donaldson T/ 10- Baker-Mazara C/ 31- Johnson C/ 44- Cardwell D/  | 2          | 15:12   | 2           | 13:09    | 02:03         | 5-2   | 3          | 4   | 0   | 3   | 1   | 0.8333 |
| 0- Johnson K/ 2- Williams J/ 3- Donaldson T/ 4- Broome J/ 5- Moore C/             | 2          | 13:09   | 2           | 11:07    | 02:02         | 8-4   | 4          | 1   | 0   | 0   | 0   | 2.0619 |
| 1- Holloway A/ 2- Williams J/ 4- Broome J/ 5- Moore C/ 12- Jones D/               | 2          | 11:07   | 2           | 09:49    | 01:18         | 4-5   | -1         | 1   | 0   | 1   | 0   | 1.2048 |
| 0- Johnson K/ 1- Holloway A/ 2- Williams J/ 4- Broome J/ 10- Baker-Mazara C/      | 2          | 09:49   | 2           | 09:36    | 00:13         | 0-4   | -4         | 0   | 0   | 0   | 0   | 0.0000 |
| 1- Holloway A/ 2- Williams J/ 4- Broome J/ 10- Baker-Mazara C/ 12- Jones D/       | 2          | 09:36   | 2           | 07:05    | 02:31         | 11-2  | 9          | 2   | 0   | 0   | 2   | 2.2541 |
| 1- Holloway A/ 2- Williams J/ 10- Baker-Mazara C/ 12- Jones D/ 44- Cardwell D/    | 2          | 07:05   | 2           | 06:39    | 00:26         | 2-0   | 2          | 1   | 0   | 0   | 0   | 2.2727 |
| 0- Johnson K/ 3- Donaldson T/ 10- Baker-Mazara C/ 31- Johnson C/ 44- Cardwell D/  | 2          | 06:39   | 2           | 05:02    | 01:37         | 2-1   | 1          | 0   | 0   | 1   | 0   | 1.0638 |
| 3- Donaldson T/ 10- Baker-Mazara C/ 12- Jones D/ 31- Johnson C/ 44- Cardwell D/   | 2          | 05:02   | 2           | 03:41    | 01:21         | 5-2   | 3          | 2   | 0   | 1   | 2   | 1.6667 |
| 3- Donaldson T/ 5- Moore C/ 12- Jones D/ 31- Johnson C/ 44- Cardwell D/           | 2          | 03:41   | 2           | 02:09    | 01:32         | 5-3   | 2          | 2   | 0   | 0   | 2   | 1.6667 |
| 3- Donaldson T/ 5- Moore C/ 21- Muschalek B/ 31- Johnson C/ 44- Cardwell D/       | 2          | 02:09   | 2           | 00:00    | 02:09         | 4-5   | -1         | 1   | 0   | 1   | 0   | 1.0309 |



**Auburn at Missouri**

03/05/24 Mizzou Arena, Columbia  
2023-24 Men's Basketball

**Game Time:** 8:05 PM  
**Game Duration:** 2:28  
**Attendance:** 10,041

**Officials:** K.B. Burdett Jr., Owen Shortt, Chuck Jones

**Missouri**

| Lineup   | Quarter On | Time On | Quarter Off | Time Off | Time on Court | Score | Score Diff | Reb | Stl | Tov | Ass | PPP    |
|--|------------|---------|-------------|----------|---------------|-------|------------|-----|-----|-----|-----|--------|
| 0- Butler J/ 2- Bates T/ 10- Honor N/ 23- Shaw A/ 55- East II S/                     | 1          | 20:00   | 1           | 17:45    | 02:15         | 5-2   | 3          | 1   | 1   | 0   | 0   | 1.6667 |
| 2- Bates T/ 10- Honor N/ 23- Shaw A/ 45- Majak M/ 55- East II S/                     | 1          | 17:45   | 1           | 15:02    | 02:43         | 2-10  | -8         | 2   | 0   | 1   | 0   | 0.4098 |
| 2- Bates T/ 13- Carralero Martin J/ 14- Robinson II A/ 45- Majak M/ 55- East II S/   | 1          | 15:02   | 1           | 13:57    | 01:05         | 3-0   | 3          | 1   | 0   | 0   | 1   | 1.5000 |
| 0- Butler J/ 2- Bates T/ 13- Carralero Martin J/ 14- Robinson II A/ 55- East II S/   | 1          | 13:57   | 1           | 12:45    | 01:12         | 2-4   | -2         | 0   | 0   | 0   | 1   | 1.0000 |
| 0- Butler J/ 11- Pierce T/ 13- Carralero Martin J/ 14- Robinson II A/ 55- East II S/ | 1          | 12:45   | 1           | 12:09    | 00:36         | 0-4   | -4         | 0   | 0   | 0   | 0   | 0.0000 |
| 10- Honor N/ 11- Pierce T/ 13- Carralero Martin J/ 23- Shaw A/ 35- Carter N/         | 1          | 12:09   | 1           | 11:52    | 00:17         | 0-0   | 0          | 0   | 0   | 1   | 0   | 0.0000 |
| 10- Honor N/ 13- Carralero Martin J/ 23- Shaw A/ 35- Carter N/ 55- East II S/        | 1          | 11:52   | 1           | 10:31    | 01:21         | 4-0   | 4          | 1   | 2   | 0   | 1   | 2.1277 |
| 2- Bates T/ 10- Honor N/ 23- Shaw A/ 35- Carter N/ 55- East II S/                    | 1          | 10:31   | 1           | 06:30    | 04:01         | 9-13  | -4         | 3   | 0   | 2   | 1   | 1.3314 |
| 2- Bates T/ 10- Honor N/ 13- Carralero Martin J/ 35- Carter N/ 55- East II S/        | 1          | 06:30   | 1           | 04:19    | 02:11         | 2-2   | 0          | 3   | 1   | 1   | 1   | 0.5000 |
| 10- Honor N/ 13- Carralero Martin J/ 14- Robinson II A/ 35- Carter N/ 55- East II S/ | 1          | 04:19   | 1           | 03:20    | 00:59         | 4-2   | 2          | 1   | 0   | 0   | 0   | 2.2727 |
| 10- Honor N/ 13- Carralero Martin J/ 14- Robinson II A/ 23- Shaw A/ 55- East II S/   | 1          | 03:20   | 1           | 03:20    | 00:00         | 2-0   | 2          | 0   | 0   | 0   | 0   | 2.2727 |
| 0- Butler J/ 10- Honor N/ 14- Robinson II A/ 23- Shaw A/ 55- East II S/              | 1          | 03:20   | 1           | 02:45    | 00:35         | 2-0   | 2          | 1   | 0   | 0   | 0   | 2.2727 |
| 0- Butler J/ 13- Carralero Martin J/ 14- Robinson II A/ 23- Shaw A/ 55- East II S/   | 1          | 02:45   | 1           | 01:37    | 01:08         | 0-2   | -2         | 2   | 0   | 1   | 0   | 0.0000 |
| 0- Butler J/ 10- Honor N/ 13- Carralero Martin J/ 23- Shaw A/ 55- East II S/         | 1          | 01:37   | 1           | 00:01    | 01:35         | 4-5   | -1         | 4   | 0   | 1   | 0   | 1.0000 |
| 0- Butler J/ 2- Bates T/ 10- Honor N/ 23- Shaw A/ 55- East II S/                     | 1          | 00:01   | 2           | 20:00    | 00:01         | 0-0   | 0          | 0   | 0   | 0   | 0   | 0.0000 |
| 2- Bates T/ 10- Honor N/ 13- Carralero Martin J/ 23- Shaw A/ 55- East II S/          | 2          | 20:00   | 2           | 17:54    | 02:06         | 0-4   | -4         | 0   | 0   | 0   | 0   | 0.0000 |
| 2- Bates T/ 10- Honor N/ 23- Shaw A/ 35- Carter N/ 55- East II S/                    | 2          | 17:54   | 2           | 17:33    | 00:21         | 0-3   | -3         | 0   | 0   | 0   | 0   | 0.0000 |
| 10- Honor N/ 14- Robinson II A/ 23- Shaw A/ 35- Carter N/ 55- East II S/             | 2          | 17:33   | 2           | 17:02    | 00:31         | 2-2   | 0          | 0   | 0   | 0   | 0   | 2.0000 |
| 10- Honor N/ 14- Robinson II A/ 35- Carter N/ 45- Majak M/ 55- East II S/            | 2          | 17:02   | 2           | 13:09    | 03:53         | 7-7   | 0          | 3   | 1   | 1   | 0   | 0.8413 |
| 10- Honor N/ 13- Carralero Martin J/ 14- Robinson II A/ 23- Shaw A/ 35- Carter N/    | 2          | 13:09   | 2           | 12:40    | 00:29         | 0-3   | -3         | 0   | 0   | 0   | 0   | 0.0000 |
| 2- Bates T/ 10- Honor N/ 13- Carralero Martin J/ 14- Robinson II A/ 23- Shaw A/      | 2          | 12:40   | 2           | 11:07    | 01:33         | 4-5   | -1         | 0   | 0   | 1   | 0   | 1.3889 |
| 2- Bates T/ 13- Carralero Martin J/ 14- Robinson II A/ 23- Shaw A/ 55- East II S/    | 2          | 11:07   | 2           | 10:26    | 00:41         | 0-1   | -1         | 0   | 1   | 0   | 0   | 0.0000 |
| 2- Bates T/ 10- Honor N/ 13- Carralero Martin J/ 23- Shaw A/ 55- East II S/          | 2          | 10:26   | 2           | 09:59    | 00:27         | 3-3   | 0          | 1   | 0   | 0   | 1   | 3.0000 |
| 2- Bates T/ 10- Honor N/ 23- Shaw A/ 35- Carter N/ 55- East II S/                    | 2          | 09:59   | 2           | 06:57    | 03:02         | 8-12  | -4         | 2   | 0   | 1   | 0   | 1.0309 |
| 4- Lewis C/ 10- Honor N/ 23- Shaw A/ 35- Carter N/ 55- East II S/                    | 2          | 06:57   | 2           | 06:39    | 00:18         | 0-1   | -1         | 0   | 0   | 0   | 0   | 0.0000 |
| 0- Butler J/ 4- Lewis C/ 14- Robinson II A/ 23- Shaw A/ 55- East II S/               | 2          | 06:39   | 2           | 05:10    | 01:29         | 1-2   | -1         | 1   | 0   | 1   | 0   | 0.6944 |
| 4- Lewis C/ 10- Honor N/ 14- Robinson II A/ 23- Shaw A/ 55- East II S/               | 2          | 05:10   | 2           | 05:02    | 00:08         | 1-0   | 1          | 0   | 0   | 0   | 0   | 2.2727 |
| 4- Lewis C/ 10- Honor N/ 11- Pierce T/ 14- Robinson II A/ 55- East II S/             | 2          | 05:02   | 2           | 03:41    | 01:21         | 1-5   | -4         | 0   | 1   | 0   | 0   | 0.4098 |
| 4- Lewis C/ 10- Honor N/ 13- Carralero Martin J/ 23- Shaw A/ 55- East II S/          | 2          | 03:41   | 2           | 03:41    | 00:00         | 1-0   | 1          | 0   | 0   | 0   | 0   | 2.2727 |
| 4- Lewis C/ 13- Carralero Martin J/ 23- Shaw A/ 45- Majak M/ 55- East II S/          | 2          | 03:41   | 2           | 02:09    | 01:32         | 2-5   | -3         | 1   | 0   | 0   | 0   | 0.8621 |
| 10- Honor N/ 13- Carralero Martin J/ 23- Shaw A/ 35- Carter N/ 55- East II S/        | 2          | 02:09   | 2           | 01:06    | 01:03         | 2-0   | 2          | 1   | 0   | 0   | 1   | 1.0000 |
| 10- Honor N/ 13- Carralero Martin J/ 14- Robinson II A/ 23- Shaw A/ 35- Carter N/    | 2          | 01:06   | 2           | 00:57    | 00:08         | 1-1   | 0          | 0   | 0   | 0   | 0   | 1.1364 |
| 12- Francois J/ 13- Carralero Martin J/ 14- Robinson II A/ 23- Shaw A/ 35- Carter N/ | 2          | 00:57   | 2           | 00:01    | 00:55         | 2-3   | -1         | 0   | 0   | 0   | 0   | 2.0000 |
| 0- Butler J/ 12- Francois J/ 14- Robinson II A/ 23- Shaw A/ 35- Carter N/            | 2          | 00:01   | 2           | 00:00    | 00:01         | 0-0   | 0          | 0   | 0   | 0   | 0   | 0.0000 |



**Auburn at Missouri**

03/05/24 Mizzou Arena, Columbia  
2023-24 Men's Basketball

**Game Time:** 8:05 PM  
**Game Duration:** 2:28  
**Attendance:** 10,041

**Officials:** K.B. Burdett Jr., Owen Shortt, Chuck Jones

**Auburn**

| Lineup  | Time  | Score | Score Diff | Pts/Min | Reb | Stl | Tov | Ass | PPP    |
|---|-------|-------|------------|---------|-----|-----|-----|-----|--------|
| 1- Holloway A/ 2- Williams J/ 4- Broome J/ 10- Baker-Mazara C/ 12- Jones D/       | 13:56 | 38-21 | 17         | 2.7273  | 12  | 2   | 2   | 6   | 1.4961 |
| 0- Johnson K/ 2- Williams J/ 3- Donaldson T/ 5- Moore C/ 44- Cardwell D/          | 04:56 | 10-10 | 0          | 2.0270  | 8   | 0   | 2   | 2   | 1.2500 |
| 0- Johnson K/ 3- Donaldson T/ 10- Baker-Mazara C/ 31- Johnson C/ 44- Cardwell D/  | 04:45 | 7-6   | 1          | 1.4737  | 6   | 0   | 4   | 1   | 0.7883 |
| 1- Holloway A/ 4- Broome J/ 10- Baker-Mazara C/ 12- Jones D/ 31- Johnson C/       | 03:57 | 10-4  | 6          | 2.5316  | 5   | 1   | 0   | 2   | 1.4535 |
| 3- Donaldson T/ 5- Moore C/ 21- Muschalek B/ 31- Johnson C/ 44- Cardwell D/       | 02:09 | 4-5   | -1         | 1.8605  | 1   | 0   | 1   | 0   | 1.0309 |
| 0- Johnson K/ 2- Williams J/ 3- Donaldson T/ 4- Broome J/ 5- Moore C/             | 02:02 | 8-4   | 4          | 3.9344  | 1   | 0   | 0   | 0   | 2.0619 |
| 3- Donaldson T/ 5- Moore C/ 12- Jones D/ 31- Johnson C/ 44- Cardwell D/           | 01:32 | 5-3   | 2          | 3.2609  | 2   | 0   | 0   | 2   | 1.6667 |
| 3- Donaldson T/ 10- Baker-Mazara C/ 12- Jones D/ 31- Johnson C/ 44- Cardwell D/   | 01:21 | 5-2   | 3          | 3.7037  | 2   | 0   | 1   | 2   | 1.6667 |
| 1- Holloway A/ 2- Williams J/ 4- Broome J/ 5- Moore C/ 12- Jones D/               | 01:18 | 4-5   | -1         | 3.0769  | 1   | 0   | 1   | 0   | 1.2048 |
| 0- Johnson K/ 2- Williams J/ 3- Donaldson T/ 4- Broome J/ 10- Baker-Mazara C/     | 01:00 | 3-2   | 1          | 3.0000  | 0   | 1   | 0   | 1   | 1.2295 |
| 0- Johnson K/ 1- Holloway A/ 2- Williams J/ 4- Broome J/ 10- Baker-Mazara C/      | 00:58 | 3-6   | -3         | 3.0560  | 2   | 0   | 0   | 0   | 1.0417 |
| 1- Holloway A/ 3- Donaldson T/ 10- Baker-Mazara C/ 31- Johnson C/ 44- Cardwell D/ | 00:36 | 1-3   | -2         | 1.6667  | 0   | 0   | 0   | 0   | 1.1364 |
| 0- Johnson K/ 3- Donaldson T/ 5- Moore C/ 31- Johnson C/ 44- Cardwell D/          | 00:32 | 0-3   | -3         | 0.0000  | 0   | 0   | 0   | 0   | 0.0000 |
| 0- Johnson K/ 1- Holloway A/ 4- Broome J/ 5- Moore C/ 10- Baker-Mazara C/         | 00:31 | 1-0   | 1          | 1.9293  | 0   | 0   | 0   | 0   | 2.2727 |
| 1- Holloway A/ 2- Williams J/ 10- Baker-Mazara C/ 12- Jones D/ 44- Cardwell D/    | 00:26 | 2-0   | 2          | 4.6154  | 1   | 0   | 0   | 0   | 2.2727 |
| 1- Holloway A/ 2- Williams J/ 10- Baker-Mazara C/ 12- Jones D/ 31- Johnson C/     | 00:00 | 0-0   | 0          | NaN     | 0   | 0   | 0   | 0   | 0.0000 |



**Auburn at Missouri**

03/05/24 Mizzou Arena, Columbia  
2023-24 Men's Basketball

**Game Time:** 8:05 PM  
**Game Duration:** 2:28  
**Attendance:** 10,041

**Officials:** K.B. Burdett Jr., Owen Shortt, Chuck Jones

**Missouri**

| Lineup   | Time  | Score | Score Diff | Pts/Min | Reb | Stl | Tov | Ass | PPP    |
|--|-------|-------|------------|---------|-----|-----|-----|-----|--------|
| 2- Bates T/ 10- Honor N/ 23- Shaw A/ 35- Carter N/ 55- East II S/                    | 07:24 | 17-28 | -11        | 2.2973  | 5   | 0   | 3   | 1   | 1.1708 |
| 10- Honor N/ 14- Robinson II A/ 35- Carter N/ 45- Majak M/ 55- East II S/            | 03:53 | 7-7   | 0          | 1.8026  | 3   | 1   | 1   | 0   | 0.8413 |
| 2- Bates T/ 10- Honor N/ 23- Shaw A/ 45- Majak M/ 55- East II S/                     | 02:43 | 2-10  | -8         | 0.7362  | 2   | 0   | 1   | 0   | 0.4098 |
| 2- Bates T/ 10- Honor N/ 13- Carralero Martin J/ 23- Shaw A/ 55- East II S/          | 02:33 | 3-7   | -4         | 1.1765  | 1   | 0   | 0   | 1   | 0.7500 |
| 10- Honor N/ 13- Carralero Martin J/ 23- Shaw A/ 35- Carter N/ 55- East II S/        | 02:24 | 6-0   | 6          | 2.5000  | 2   | 2   | 0   | 2   | 1.5464 |
| 0- Butler J/ 2- Bates T/ 10- Honor N/ 23- Shaw A/ 55- East II S/                     | 02:16 | 5-2   | 3          | 2.2043  | 1   | 1   | 0   | 0   | 1.6667 |
| 2- Bates T/ 10- Honor N/ 13- Carralero Martin J/ 35- Carter N/ 55- East II S/        | 02:11 | 2-2   | 0          | 0.9160  | 3   | 1   | 1   | 1   | 0.5000 |
| 0- Butler J/ 10- Honor N/ 13- Carralero Martin J/ 23- Shaw A/ 55- East II S/         | 01:35 | 4-5   | -1         | 2.5026  | 4   | 0   | 1   | 0   | 1.0000 |
| 2- Bates T/ 10- Honor N/ 13- Carralero Martin J/ 14- Robinson II A/ 23- Shaw A/      | 01:33 | 4-5   | -1         | 2.5806  | 0   | 0   | 1   | 0   | 1.3889 |
| 4- Lewis C/ 13- Carralero Martin J/ 23- Shaw A/ 45- Majak M/ 55- East II S/          | 01:32 | 2-5   | -3         | 1.3043  | 1   | 0   | 0   | 0   | 0.8621 |
| 0- Butler J/ 4- Lewis C/ 14- Robinson II A/ 23- Shaw A/ 55- East II S/               | 01:29 | 1-2   | -1         | 0.6742  | 1   | 0   | 1   | 0   | 0.6944 |
| 4- Lewis C/ 10- Honor N/ 11- Pierce T/ 14- Robinson II A/ 55- East II S/             | 01:21 | 1-5   | -4         | 0.7407  | 0   | 1   | 0   | 0   | 0.4098 |
| 0- Butler J/ 2- Bates T/ 13- Carralero Martin J/ 14- Robinson II A/ 55- East II S/   | 01:12 | 2-4   | -2         | 1.6667  | 0   | 0   | 0   | 1   | 1.0000 |
| 0- Butler J/ 13- Carralero Martin J/ 14- Robinson II A/ 23- Shaw A/ 55- East II S/   | 01:08 | 0-2   | -2         | 0.0000  | 2   | 0   | 1   | 0   | 0.0000 |
| 2- Bates T/ 13- Carralero Martin J/ 14- Robinson II A/ 45- Majak M/ 55- East II S/   | 01:05 | 3-0   | 3          | 2.7692  | 1   | 0   | 0   | 1   | 1.5000 |
| 10- Honor N/ 13- Carralero Martin J/ 14- Robinson II A/ 35- Carter N/ 55- East II S/ | 00:59 | 4-2   | 2          | 4.0678  | 1   | 0   | 0   | 0   | 2.2727 |
| 12- Francois J/ 13- Carralero Martin J/ 14- Robinson II A/ 23- Shaw A/ 35- Carter N/ | 00:55 | 2-3   | -1         | 2.1700  | 0   | 0   | 0   | 0   | 2.0000 |
| 2- Bates T/ 13- Carralero Martin J/ 14- Robinson II A/ 23- Shaw A/ 55- East II S/    | 00:41 | 0-1   | -1         | 0.0000  | 0   | 1   | 0   | 0   | 0.0000 |
| 10- Honor N/ 13- Carralero Martin J/ 14- Robinson II A/ 23- Shaw A/ 35- Carter N/    | 00:37 | 1-4   | -3         | 1.5873  | 0   | 0   | 0   | 0   | 0.5319 |
| 0- Butler J/ 11- Pierce T/ 13- Carralero Martin J/ 14- Robinson II A/ 55- East II S/ | 00:36 | 0-4   | -4         | 0.0000  | 0   | 0   | 0   | 0   | 0.0000 |
| 0- Butler J/ 10- Honor N/ 14- Robinson II A/ 23- Shaw A/ 55- East II S/              | 00:35 | 2-0   | 2          | 3.4286  | 1   | 0   | 0   | 0   | 2.2727 |
| 10- Honor N/ 14- Robinson II A/ 23- Shaw A/ 35- Carter N/ 55- East II S/             | 00:31 | 2-2   | 0          | 3.8710  | 0   | 0   | 0   | 0   | 2.0000 |
| 4- Lewis C/ 10- Honor N/ 23- Shaw A/ 35- Carter N/ 55- East II S/                    | 00:18 | 0-1   | -1         | 0.0000  | 0   | 0   | 0   | 0   | 0.0000 |
| 10- Honor N/ 11- Pierce T/ 13- Carralero Martin J/ 23- Shaw A/ 35- Carter N/         | 00:17 | 0-0   | 0          | 0.0000  | 0   | 0   | 1   | 0   | 0.0000 |
| 4- Lewis C/ 10- Honor N/ 14- Robinson II A/ 23- Shaw A/ 55- East II S/               | 00:08 | 1-0   | 1          | 7.5000  | 0   | 0   | 0   | 0   | 2.2727 |
| 0- Butler J/ 12- Francois J/ 14- Robinson II A/ 23- Shaw A/ 35- Carter N/            | 00:01 | 0-0   | 0          | 0.0000  | 0   | 0   | 0   | 0   | 0.0000 |
| 10- Honor N/ 13- Carralero Martin J/ 14- Robinson II A/ 23- Shaw A/ 55- East II S/   | 00:00 | 2-0   | 2          | ∞       | 0   | 0   | 0   | 0   | 2.2727 |
| 4- Lewis C/ 10- Honor N/ 13- Carralero Martin J/ 23- Shaw A/ 55- East II S/          | 00:00 | 1-0   | 1          | ∞       | 0   | 0   | 0   | 0   | 2.2727 |