




2022-23 MEDIA GUIDE



BASKETBALL



TWO FIRST ROUND DRAFT PICKS IN 2022





#WAREAGLE

2022-23 Auburn Men's Basketball

TABLE OF CONTENTS

2022-23 SEASON _____ 3-53	Single-Season Freshman Records _ 71-74	All-Time SEC Standings _____ 178
Schedule and Quick Facts _____ 4	Single-Season Team Records _____ 75-76	All-Time Lineups _____ 179-183
Roster _____ 5	Winning Streaks _____ 77	All-Time Letterwinners _____ 184-194
Player Profiles _____ 6-35	Year-By-Year Leaders _____ 78-81	All-Time Roster _____ 195-198
Head Coach Bruce Pearl _____ 36-39	1,000-Point Scorers _____ 82-86	All-Time Retired Jerseys _____ 199
Staff _____ 40-51	Year-By-Year Team Stats _____ 87-89	Auburn on TV _____ 200-204
Administration _____ 52-53	Single-Game Superlatives _____ 90	All-Americans _____ 205
2021-22 STATISTICS _____ 54-55	Year-By-Year Results _____ 91-109	All-SEC _____ 206
NEVILLE ARENA DEDICATION	All-Time Record vs. All Opponents ___ 110-111	Honors and Awards _____ 207-212
CEREMONY _____ 56-57	All-Time Record vs. Conferences ___ 112-114	Auburn in the NBA _____ 213-221
RECORD BOOK _____ 58-221	Series History _____ 115-131	MEDIA INFORMATION _____ 222-226
Individual Records _____ 58-59	Year-By-Year Coaching Records ___ 132-133	Auburn Information _____ 222
Team Records _____ 60-61	All-Time Coaching Records _____ 134	Opponent Information _____ 223-225
Single-Game Records _____ 62	100-Point Games _____ 135	TV/Radio Roster Chart _____ 226
Neville Arena Records _____ 63	Overtime Games _____ 136	
Neville Arena Attendance _____ 64	Auburn in the AP Top 25 _____ 137-151	
BEMC Records _____ 65	Auburn in the Coaches Top 25 _____ 138	
BEMC Attendance _____ 66	Tournament Participation _____ 152-156	
Career Records _____ 67-68	NCAA Tournament _____ 157-173	
Single-Season Individual Records _ 69-76	NIT _____ 174	
	SEC Tournament _____ 175-176	
	Southern Conference Tournament ___ 176	
	SEC Champions _____ 177	

CREDITS

The 2022-23 Auburn Basketball Media Supplement was produced by the Auburn Athletics Department. Edited by Marlene Navor. Photography provided by Zach Bland, Steven Leonard, Shanna Lockwood, Wade Rackley, Todd Van Emst and Cat Wofford. Artwork created by Morgan Smith and Steven Leonard. For more on Auburn Athletics, please call the Communications Office at 334-844-9800 or go to AuburnTigers.com.

2022-23 AUBURN MEN'S BASKETBALL

2022-23 SCHEDULE AND QUICK FACTS

UNIVERSITY INFORMATION	
Location	Auburn, Ala.
Founded	1856
Enrollment	31,764
Nickname	Tigers
Colors	Burnt Orange and Navy Blue
Conference	Southeastern (SEC)
ADMINISTRATION	
President	Dr. Christopher B. Roberts
Director of Athletics	John Cohen
Athletics Phone	855-282-2010
COACHING STAFF	
Head Coach	Bruce Pearl
Alma Mater	Boston College '82
Career Record	614-243 (.716)
Seasons	27
Record at Auburn	152-98 (.608)
Seasons	8
Assistant Coach	Wes Flanigan
Alma Mater	Auburn '97
Assistant Coach	Ira Bowman
Alma Mater	Penn '96
Assistant Coach	Steven Pearl
Alma Mater	Tennessee '10
Director of Operations/Chief of Staff	Chad Prewett
Alma Mater	Troy State '94
Recruiting Coordinator	Mike Burgomaster
Alma Mater	Miami '16
Athletic Trainer	Clark Pearson
Alma Mater	Kentucky '96
Strength & Conditioning Coach	Damon Davis
Alma Mater	Western Illinois '03
Director of Player Development	Marquis Daniels
Alma Mater	Auburn '03
Video Coordinator	Ian Borders
Alma Mater	Louisville '07
PROGRAM HISTORY	
First Year of Basketball	1905-06
All-Time Record	1421-1232-1 (.536)
All-Time SEC Record	637-762 (.455)
SEC Championships	4
	(1960, 1999, 2018, 2022)
SEC Tournament Titles	2 (1985, 2019)
NCAA Tournament Appearances	11
NCAA Tournament Record	18-11
All-Americans	13
All-SEC Selections	96
TEAM INFORMATION	
2021-22 Record	28-6
SEC Record (Finish)	15-3 (1st)
Associated Press Final Ranking	8
USA TODAY/Coaches Final Ranking	14
Letterwinners Returning/Lost	11/5
Starters Returning/Lost	3/2
Newcomers	4
ATHLETICS COMMUNICATIONS	
Director (MBB Contact)	Marlene Navor
Alma Mater	Washington State '00
Cell	334-750-2381
E-Mail	mnavor@auburn.edu

Date	Opponent	Network	Time (CT)
Nov. 2	ALABAMA-HUNTSVILLE (exh.)	SEC Network+	7:00 p.m.
Nov. 7	GEORGE MASON	SEC Network+	7:00 p.m.
Nov. 11	SOUTH FLORIDA	SEC Network+	7:00 p.m.
Nov. 15	WINTHROP\$	SEC Network	6:00 p.m.
Nov. 18	TEXAS SOUTHERN	SEC Network+	7:00 p.m.
Nov. 22	vs. Bradley\$	CBS Sports Network	5:00 p.m.
Nov. 23	vs. Northwestern/Liberty\$	CBSSN	5:00 p.m./7:30 p.m.
Nov. 27	SAINT LOUIS	SEC Network	2:00 p.m.
Dec. 2	COLGATE	SEC Network+	7:00 p.m.
Dec. 10	vs. Memphis!	ESPN2	4:00 p.m.
Dec. 14	GEORGIA STATE	SEC Network+	7:00 p.m.
Dec. 18	at USC	ESPN	4:30 p.m.
Dec. 21	at Washington	Pac-12 Networks	8:00 p.m.
Dec. 28	FLORIDA*	ESPN2	6:00 p.m.
Jan. 4	at Georgia*	SEC Network	5:30 p.m.
Jan. 7	ARKANSAS*	SEC Network	7:30 p.m.
Jan. 10	at Ole Miss*	ESPN2/ESPNU	8:00 p.m.
Jan. 14	MISSISSIPPI STATE*	SEC Network]	7:30 p.m.
Jan. 18	at LSU*	ESPN2/ESPNU	6:00 p.m.
Jan. 21	at South Carolina*	SEC Network	2:30 p.m.
Jan. 25	TEXAS A&M	ESPN2/ESPNU	8:00 p.m.
Jan. 28	at West Virginia%	ESPN/ESPN2	11:00 a.m.
Feb. 1	GEORGIA*	SEC Network	6:00 p.m.
Feb. 4	at Tennessee*	ESPN/ESPN2	1:00 p.m.
Feb. 7	at Texas A&M*	ESPN/ESPN2	6:00 p.m.
Feb. 11	ALABAMA*	ESPN/ESPN2	1:00 p.m.
Feb. 14	MISSOURI*	ESPN/ESPN2/ESPNU	6:00 p.m.
Feb. 18	at Vanderbilt*	SEC Network	7:30 p.m.
Feb. 22	OLE MISS*	SEC Network	8:00 p.m.
Feb. 25	at Kentucky*	CBS	3:00 p.m.
Mar. 1	at Alabama*	ESPN2/ESPNU	6:00 p.m.
Mar. 4	TENNESSEE*	ESPN/ESPN2	3:00 p.m.
Mar. 8-12	at SEC Championship	Nashville, Tenn.	
Mar. 14-15	NCAA First Four	TBA	
Mar. 16-19	NCAA First/Second Rounds	TBA	
Mar. 23-26	NCAA Sweet 16/Elite Eight	TBA	
Apr. 1 & 3	NCAA Final Four	Houston, Texas	

HOME GAMES AT NEVILLE ARENA IN BOLD

All Times Listed Central Time Zone

* SEC game

\$ Cancun Challenge

! Holiday Hoopsgiving

% Big 12/SEC Challenge

2022-23 NUMERICAL ROSTER

No.	Name	Pos.	Ht.	Wt.	Cl.	Hometown (Last School)
0	K.D. Johnson	G	6-0	185	Jr.	Atlanta, Ga. (Georgia)
1	Wendell Green Jr.	G	5-11	175	Jr.	Detroit, Mich. (Eastern Kentucky)
2	Jaylin Williams	F	6-8	230	Sr.	Nahunta, Ga. (Brantley County HS)
3	Tre Donaldson	G	6-2	190	Fr.	Tallahassee, Fla. (Florida State Univ. School)
4	Johni Broome	F	6-10	235	So.	Plant City, Fla. (Morehead State)
5	Chris Moore	F	6-6	230	Jr.	West Memphis, Ark. (West Memphis HS)
10	Chance Westry	G	6-6	190	Fr.	Harrisburg, Pa. (AZ Compass Prep School [Ariz.])
12	Zep Jasper	G	6-1	190	Gr.	Augusta, Ga. (College of Charleston)
14	Presley Patterson	G	5-11	175	Fr.	Knoxville, Tenn. (Knoxville Catholic HS)
20	Carter Sobera	G	6-5	200	Jr.	Birmingham, Ala. (Mountain Brook HS)
21	Yohan Traore	F	6-10	225	Fr.	Tours, France (Dream City Christian School [Ariz.])
22	Allen Flanigan	G	6-6	220	Sr.	Little Rock, Ark. (Parkview Magnet HS)
23	Babatunde Akingbola	C	6-10	245	Sr.	Ogun, Nigeria (McEachern HS [Ga.])
24	Lior Berman	G	6-4	215	Sr.	Birmingham, Ala. (Mountain Brook HS)
25	Chandler Leopard	G	6-3	195	Sr.	Athens, Ala. (Athens HS)
42	Haston Alexander	C	6-10	230	Fr.	Tuscumbia, Ala. (Covenant Christian School)
44	Dylan Cardwell	C	6-11	256	Jr.	Augusta, Ga. (McEachern HS)
55	Jalen Harper	G	6-1	175	Sr.	Mableton, Ga. (Shelton State CC)

Head Coach: Bruce Pearl (Boston College '82) – Ninth Season

Assistant Coach: Wes Flanigan (Auburn '97) – Fifth Season

Assistant Coach: Ira Bowman (Penn '96) – Fifth Season

Assistant Coach: Steven Pearl (Tennessee '10) – Ninth Season

Director of Operations/Chief of Staff: Chad Prewett (Troy State '94) – Ninth Season

Recruiting Coordinator/Assistant to the Head Coach: Mike Burgomaster (Miami '16) – Seventh Season

Director of Sports Performance: Damon Davis (Western Illinois '03) – 14th Season

Senior Athletic Trainer: Clark Pearson (Kentucky '96) – 14th Season

Director of Player Development: Marquis Daniels (Auburn '03) – Fourth Season

Video Coordinator: Ian Borders (Louisville '07) – Fifth Season

Executive Assistant to the Head Coach: Bridget Graba – 12th Season

Assistant Director of Operations: Maddux Jeffreys (Auburn '20) – First Season

Director of Creative Content: Steven Leonard (Indiana '17) – First Season

Chaplain: Jeremy Napier (West Virginia State '07) – First Season

Graduate Assistant: Geoff Gray (Emerson College '19) – First Season

Student Assistant: Bryant Smith – First Season

PRONUNCIATION GUIDE

BABATUNDE AKINGBOLA (goes by Stretch)	bah-bah-TOON-day AH-king-boh-luh
HASTON Alexander	HAY-stun
LIOR Berman	LEE-oar
JOHNI Broome	JUH-nye (like dye)
WENDELL Green Jr.	WEN-dull
YOHAN TRAORE	YO-WON Trey-OAR
JAYLIN Williams	JAY-lynn



23

BABATUNDE AKINGBOLA
 C | 6-10 | 245 | Sr.
 Ogun, Nigeria
 (McEachern HS [Ga.])

CAREER HONORS

- 2021-22 SEC Basketball Leadership Council
- 2020-21 SEC Academic Honor Roll
- 2019-20 First-Year SEC Academic Honor Roll

JUNIOR (2021-22)

Saw action in six games of the season with limited minutes off the bench ... Scored two points against Nebraska (12/11/21) ... Checked into the Tigers' NCAA Tournament First Round win over Jacksonville State (3/18/22) after not having played since December ... Represented Auburn as a member of the 2021-22 Southeastern Conference Basketball Leadership Council.

SOPHOMORE (2020-21)

Averaged 1.9 points, 2.6 rebounds and 0.9 blocks in 11.0 minutes per game ... Appeared in all 27 games off the bench ... Blocked a shot in 15 games including five games with two-or-more blocked shots ... Set career highs in points (7), rebounds (8) and minutes played (26) in the season opener versus Saint Joseph's (11/26/20) ... Also made his first career 3-pointer in that game ... Swatted a career-high five shots in only eight minutes against Missouri (1/26/21) ... The only player in the country to have at least five blocks in eight-or-fewer minutes during the 2020-21 campaign and one of just five players to accomplish the feat in the last decade ... Grabbed multiple rebounds in 12 of his last 15 games ... Named to the SEC Academic Honor Roll.

FRESHMAN (2019-20)

Appeared in 13 games of the bench including five in SEC play... Averaged 0.2 points, 0.3 rebounds and 0.4 blocks in 2.3 minutes per game ... Blocked a pair of shots in the first minute of his career at South Alabama (11/12/19) ... Pulled down a pair of rebounds in five minutes of action versus New Mexico (11/25/19) ... Scored his first career points with a dunk against Lipscomb (11/29/19) ... Saw a career-high six minutes in the team's regular-season finale at Tennessee (3/7/20) and blocked a shot ... Honored on the First-Year SEC Academic Honor Roll.

HIGH SCHOOL

Tabbed a four-star prospect by Rivals and a three-star by 247Sports and ESPN ... The No. 15-ranked player in the state of Georgia by 247Sports and ESPN ... Played at McEachern High School in Powder Springs, Ga. ... Two-time all-state selection ... Team reached the Final Four in the state playoffs ... Averaged 6.0 points, 6.1 rebounds, 3.0 blocks and 1.1 assists per game ... Competed with Athletes of Tomorrow on the Nike EYBL circuit ... Tallied 70 rebounds, 27 blocks and shot 56 percent from the floor in 10 games for AOT on the Nike 17U circuit ... Led team to a third-place finish at the 45th annual City of Palms Classic.

PERSONAL

Son of Akintayo and Temitayo Akingbola ... Has four sisters: Yinka, Laide, Kemi and Lola ... Goes by the nickname, "Stretch" ... Enrolled in the Harbert College of Business.

CAREER SUPERLATIVES

Points: 7 vs. Saint Joseph's (11/26/20)
Field Goals Made: 2 (five times)
Field Goals Attempted: 4 vs. Tennessee (2/27/21), at UCF (11/30/20)
3-Point Field Goals Made: 1 vs. Saint Joseph's (11/26/20)
3-Point Field Goals Attempted: 2 vs. Yale (12/4/21)
Free Throws Made: 2 (three times)
Free Throws Attempted: 5 vs. Saint Joseph's (11/26/20)
Rebounds: 8 vs. Saint Joseph's (11/26/20)
Assists: 2 vs. Appalachian State (12/22/20)
Blocks: 5 vs. Missouri (1/26/21)
Steals: 2 vs. Saint Joseph's (11/26/20), vs. Memphis (12/12/10)
Minutes Played: 26 vs. Saint Joseph's (11/26/20)
20-Point Games: None
10-Rebound Games: None
Double-Doubles: None
Dunks: 11



42

HASTON ALEXANDER
 C | 6-10 | 230 | Fr.
 Tuscumbia, Ala.
 (Covenant Christian School)

HIGH SCHOOL

Played basketball for head coach Bret Waldrep at Covenant Christian School ... Led the Eagles to a 29-6 overall record and the school's first AHSAA Class 1A Boys Basketball State Championship title during his senior year ... Earned Class 1A State Tournament MVP honors after recording a double-double of 20 points and 10 rebounds versus Decatur Heritage in the finals ... Covenant Christian upset No. 1 Autaugaville in the semifinals ... Played summer basketball for Pro One Basketball Club ... Also lettered in baseball.

PERSONAL

Son of Trey and Shana Alexander ... Goes by his middle name Haston, pronounced HAY-stun ... Has one sister, Aubrey ... His father was a pitcher on the 1996 Auburn Baseball squad ... His grandfather, Bill, was an Auburn Basketball letterman and team captain from 1968-70 ... Enrolled in the College of Architecture, Design and Construction.

24

LIOR BERMAN
G | 6-4 | 215 | Sr.
Birmingham, Ala.
(Mountain Brook HS)



#WAREAGLE

CAREER HONORS

- Two-Time SEC Academic Honor Roll (2020-21 and 2021-22)
- 2021 NABC Honors Court
- 2019-20 First-Year SEC Academic Honor Roll

JUNIOR (2021-22)

Played in 20 games of the season averaging 2.0 points and 0.7 rebounds per game ... Increased his role off the bench in the first half of the season, before missing seven games due to injury ... First action since early January came against Texas A&M (2/12/22) ... Connected on 8-of-17 three pointers (.471), the best percentage from long range on the team ... Reset his career high with eight points on 3-of-6 shooting from the field against Nebraska (12/11/21) ... Played 16 minutes with a crucial 3-pointer to lift the Tigers to a second-half comeback at Saint Louis (12/18/21) ... Hit multiple 3-pointers in three games ... Named to the SEC Academic Honor Roll ... AD Honor Roll student.

SOPHOMORE (2020-21)

Averaged 1.2 points in 2.7 minutes per game ... Appeared in 11 games off the bench including eight in SEC play ... Shot 36.4 percent from beyond the arc ... First career points came on a 3-pointer versus Troy (12/19/20) ... Scored a career-high six points on 2-of-4 shooting from downtown at South Carolina (1/23/21) ... Buried a 3-pointer and completed a four-point play at Alabama (3/2/21) ... Named to the SEC Academic Honor Roll.

FRESHMAN (2019-20)

Walk-on appearing in two games off the bench ... First career action came against CSUN (11/15/19) ... Also saw minutes versus Colgate (11/18/19) ... Named to the AD Honor Roll after maintaining a 3.5 or higher combined grade-point average for the previous spring and fall semesters ... Honored on the First-Year SEC Academic Honor Roll.

HIGH SCHOOL

Played at Mountain Brook High School under head coach Bucky McMillan ... Led team to a No. 5 national ranking by USA TODAY and MaxPreps during his senior season ... Selected twice to the state finals all-tournament team, all-region team and all-area team ... Won three state championships during his sophomore, junior and senior campaigns ... His team went 95-13 overall in three years as a starter ... Also competed at the 2017 World Maccabiah Games, where he won a gold medal with Team USA.

PERSONAL

Son of Elan and Jennifer Berman ... Has two siblings, Josie and Lev ... His grandfather, Floyd Berman, ran track and played lacrosse at Virginia ... His uncle, Dan Berman, played baseball at Brandeis ... His grandfather, Eddie Phillips, played football at East Mississippi ... Enrolled in the College of Architecture, Design and Construction.

CAREER SUPERLATIVES

Points: 8 vs. Nebraska (12/11/21)
Field Goals Made: 3 vs. Nebraska (12/11/21)
Field Goals Attempted: 6 vs. Nebraska (12/11/21)
3-Point Field Goals Made: 2 (four times)
3-Point Field Goals Attempted: 4 at South Carolina (1/23/21)
Free Throws Made: 1 at Alabama (3/2/21)
Free Throws Attempted: 1 at Alabama (3/2/21), at Saint Louis (12/18/21)
Rebounds: 4 vs. North Alabama (12/14/21)
Assists: 1 (six times)
Blocks: 1 vs. North Alabama (12/14/21)
Steals: 1 (five times)
Minutes Played: 19 vs. Nebraska (12/11/21)
20-Point Games: None
10-Rebound Games: None
Double-Doubles: None
Dunks: None

2022-23 AUBURN MEN'S BASKETBALL

2019-20 GAME-BY-GAME STATISTICS

Opponent	GS	Min.	FG-A	3FG-A	FT-A	O-D-T	PF	A	TO	BLK	STL	PTS
Ga. Southern	DNP											
Davidson	DNP											
South Alabama	DNP											
CSUN	1	0-1	0-0	0-0	0-0-0	0	0	0	0	0	0	0
Colgate	2	0-0	0-0	0-0	0-0-0	0	0	0	0	0	0	0
New Mexico	DNP											
Richmond	DNP											
Furman	DNP											
Saint Louis	DNP											
NC State	DNP											
Lehigh	DNP											
Lipscomb	DNP											
Mississippi State	DNP											
Vanderbilt	DNP											
Georgia	DNP											
Alabama	DNP											
Florida	DNP											
S. Carolina	DNP											
Iowa State	DNP											
Ole Miss	DNP											
Kentucky	DNP											
Arkansas	DNP											
LSU	DNP											
Alabama	DNP											
Missouri	DNP											
Georgia	DNP											
Tennessee	DNP											
Ole Miss	DNP											
Kentucky	DNP											
Texas A&M	DNP											
Tennessee	DNP											

2020-21 GAME-BY-GAME STATISTICS

Opponent	GS	Min.	FG-A	3FG-A	FT-A	O-D-T	PF	A	TO	BLK	STL	PTS
vs. Saint Joseph's	DNP											
vs. Gonzaga	DNP											
at UCF	DNP											
South Alabama	DNP											
vs. Memphis	DNP											
Texas Southern	1	0-0	0-0	0-0	0-0-0	0	0	0	0	0	0	0
Troy	6	1-3	1-3	0-0	0-0-0	0	0	0	0	0	0	3
Appalachian State	1	0-0	0-0	0-0	0-0-0	0	0	0	0	0	0	0
Arkansas	DNP											
at Texas A&M	DNP											
at Ole Miss	5	0-1	0-0	0-0	0-0-0	0	0	0	0	0	0	0
Alabama	DNP											
at Georgia	DNP											
Kentucky	DNP											
at Arkansas	DNP											
at South Carolina	5	2-4	2-4	0-0	0-1-1	0	0	0	0	0	0	6
Missouri	DNP											
at Baylor	DNP											
Georgia	DNP											
Ole Miss	1	0-0	0-0	0-0	0-0-0	0	0	0	0	0	0	0
at Vanderbilt	DNP											
at Kentucky	DNP											
at LSU	2	0-2	0-2	0-0	0-0-0	0	0	0	0	0	0	0
Florida	2	0-1	0-1	0-0	0-1-1	0	0	0	0	0	0	0
Tennessee	2	0-0	0-0	0-0	0-0-0	0	0	0	0	0	0	0
at Alabama	4	1-1	1-1	1-1	0-0-0	1	0	0	0	0	0	4
Mississippi State	1	0-0	0-0	0-0	0-0-0	0	0	0	0	0	0	0

2021-22 GAME-BY-GAME STATISTICS

Opponent	GS	Min.	FG-A	3FG-A	FT-A	O-D-T	PF	A	TO	BLK	STL	PTS
Morehead State	7	1-3	0-2	0-0	0-0-0	0	0	0	0	0	0	2
ULM	3	0-0	0-0	0-0	0-0-0	0	0	0	0	0	0	0
at USF	9	1-2	0-0	0-0	3-0-3	0	1	0	0	0	0	2
vs. UConn	DNP											
vs. Loyola Chicago	8	1-1	0-0	0-0	0-1-1	2	0	0	0	0	0	2
vs. Syracuse	8	2-3	2-2	0-0	0-0-0	2	0	0	0	0	0	6
UCF	13	2-3	2-2	0-0	1-1-2	3	0	0	0	0	0	6
Yale	12	0-4	0-1	0-0	0-1-1	1	0	2	0	1	0	0
vs. Nebraska	19	3-6	2-3	0-0	0-0-0	1	1	0	0	0	1	8
North Alabama	17	1-4	0-0	0-0	2-2-4	1	1	0	1	1	2	2
at Saint Louis	16	2-2	1-1	0-1	1-0-1	4	0	0	0	0	0	5
Murray State	13	1-2	1-1	0-0	0-0-0	2	1	0	0	0	1	3
LSU	9	1-3	0-1	0-0	1-1-2	0	0	0	0	0	0	2
at South Carolina	11	1-3	0-1	0-0	0-0-0	1	1	0	0	0	0	2
Florida	6	0-1	0-1	0-0	0-0-0	0	0	1	0	1	0	0
at Alabama	2	0-1	0-1	0-0	0-0-0	0	0	0	0	0	0	0
at Ole Miss	DNP											
Georgia	DNP											
Kentucky	DNP											
at Missouri	DNP											
Oklahoma	DNP											
Alabama	DNP											
at Georgia	DNP											
at Arkansas	DNP											
Texas A&M	2	0-1	0-1	0-0	0-0-0	0	0	0	0	0	0	0
Vanderbilt	DNP											
at Florida	DNP											
Ole Miss	1	0-0	0-0	0-0	0-0-0	0	0	0	0	0	0	0
at Tennessee	DNP											
at Mississippi State	DNP											
South Carolina	2	0-0	0-0	0-0	0-0-0	1	0	0	0	0	0	0
vs. Texas A&M	DNP											
Jacksonville State	1	0-1	0-0	0-0	0-0-0	0	0	0	0	0	0	0
Miami (Fla.)	1	0-0	0-0	0-0	0-0-0	0	0	0	0	0	0	0

BERMAN'S CAREER STATISTICS

SEASON	TEAM	GP-GS	MIN/AVG	Field Goals		3-Point		F-Throws		Rebounds				Scoring								
				FG-FGA	FG%	3FG-3FGA	3FG%	FT-FTA	FT%	OFF	DEF	TOT	AVG	PF	FO	A	TO	BLK	STL	PTS	AVG	
2019-20	AUB	2-0	3/1.4	0-1	.000	0-0	.000	0-0	.000	0	0	0	0.0	0-0	0	0	0	0	0	0	0	0
2020-21	AUB	11-0	29/2.7	4-12	.333	4-11	.364	1-1	1.000	0	2	2	0.2	1-0	0	0	0	0	0	0	13	1.2
2021-22	AUB	20-0	166/8.3	16-40	.400	8-17	.471	0-1	.000	8	6	14	0.7	18-0	6	3	1	5	40	2.0		
TOTAL		33-0	198/6.0	20-53	.377	12-28	.429	1-2	.500	8	8	16	0.5	19-0	6	3	1	5	53	1.6		

4

JOHNI BROOME
F | 6-10 | 235 | So.
Plant City, Fla.
(Morehead State)



#WAREAGLE

CAREER HONORS

- Two-Time CollegelInsider.com Lou Henson All-America Team (2020-21 and 2021-22)
- Two-Time NABC All-District 18 First Team (2020-21 and 2021-22)
- 2021-22 CollegelInsider.com Lefty Driesell Defensive All-American Team
- 2021-22 Ohio Valley Conference Defensive Player of the Year
- 2020-21 OVC Freshman of the Year
- Two-Time All-OVC First Team (2020-21 and 2021-22)
- Two-Time OVC All-Tournament Team (2020-21 and 2021-22)
- 2020-21 OVC Tournament MVP
- 2020-21 OVC All-Newcomer Team
- Two-Time OVC Player of the Week
- Nine-Time OVC Freshman of the Week
- Morehead State's single-season record holder for blocks (131)

MOREHEAD STATE (2021-22)

Named Ohio Valley Conference Defensive Player of the Year becoming only the second player in program history to earn that award ... All-OVC First Team and NABC All-District 18 First Team selection ... Lefty Driesell National Defensive Player of the Year finalist ... Named to the Lou Henson All-American Team and was a finalist for Lou Henson Mid-Major National Player of the Year ... Honored on the OVC All-Tournament Team ... Set the school's single-season blocked shot record with 131 ... Played in all 34 games of season averaging 28.3 minutes per game ... One of seven players in program history to have more than 500 points and 300 rebounds in one season ... Led the OVC with 358 rebounds and ranked in the Top 5 nationally in rebounds ... Finished with a .555 field-goal shooting percentage ... Led the OVC in blocked shots averaging 3.9 per game, which ranked No. 3 nationally ... Led the team in scoring (16.0) and rebounding (10.5) ... Finished in the Top 5 nationally with 23 double-doubles - the second most in program history behind the school record of 28 ... Knocked down a career-high 32 points versus Murray State in the OVC Championship Game (3/5/22) ... Set a career high of 18 rebounds versus Belmont (1/20/22) ... Turned in a near triple-double performance with 19 points, 12 blocks and nine rebounds at UT Martin (2/16/22).

FRESHMAN (2020-21)

COVID freshman season ... Honored as OVC Freshman of the Year, All-OVC First Team, OVC All-Newcomer Team, OVC All-Tournament Team and OVC Tournament MVP ... Nine-Time OVC Freshman of the Week selection ... Named Lou Henson & Lute Olson National Player of the Week by CollegelInsider.com ... Selected to the Kyle Macy National Freshman All-America Team and was a Mid-Major National Player of the Year finalist ... Lou Henson All-America Team and NABC All-District 18 First Team honoree ... Broke the school's freshman rebounding record (271) and blocked shots record (56) ... Played in 30 games with 27 starts ...

Averaged 25.8 minutes per game ... Shot .571 from the field ranking third overall in the OVC ... Averaged 9.0 rebounds per game ranking second overall in the OVC, while leading the team in scoring (13.8 ppg) ... Led OVC in blocked shots in league games with 38 (2.0 bpg) ... Recorded his first career double-double with 25 points and 12 rebounds against Arkansas State (11/29/20) ... Finished the season with 13 double-doubles which was tied for 11th among NCAA Division I leaders in the category ... Scored a career-high 27 points versus Belmont in the OVC Championship Game (3/6/21) ... Grabbed a then- career-high 13 rebounds in five different contests ... Registered 10 points and nine rebounds against West Virginia in the NCAA Tournament First Round (3/19/21).

HIGH SCHOOL

Played his first two seasons at Plant City (Fla.) High School, before transferring to Tampa Catholic High School ... Named the 2019-20 Hillsborough County (Fla.) Player of the Year ... Florida Association of Basketball Coaches 4A All-State First Team selection ... Averaged a double-double with 19.6 points and 10.9 rebounds per game during his senior season ... Also blocked 2.2 shots per game ... Led Tampa Catholic to the 5A state semifinals twice ... Averaged 15.5 points and 10.5 rebounds per game as a junior.

PERSONAL

Son of John and Julie Broome ... First name, Johni, pronounced JUH-Nye (like Dye) ... Has one older brother, John Broome Jr., who played football at FIU, and one older sister, Jade'a ... Enjoys hanging out with friends, going to the beach and playing video games.

CAREER SUPERLATIVES

Points: 32 vs. Murray State (3/5/22)
Field Goals Made: 13 vs. Murray State (3/5/22)
Field Goals Attempted: 21 at Xavier (12/15/21)
3-Point Field Goals Made: None
3-Point Field Goals Attempted: 1 vs. Murray State (3/5/22)
Free Throws Made: 9 vs. Presbyterian (12/6/21)
Free Throws Attempted: 14 at SIUE (2/22/21)
Rebounds: 18 vs. Belmont (1/20/22)
Assists: 5 vs. ETSU (12/11/21)
Blocks: 12 vs. UT Martin (2/16/22)
Steals: 3 vs. Tennessee State (1/24/22), at SE Missouri (1/16/21)
Minutes Played: 37 at Murray State (1/29/22)
20-Point Games: 18
10-Rebound Games: 38
Double-Doubles: 35
Dunks: 39

2022-23 AUBURN MEN'S BASKETBALL

2020-21 GAME-BY-GAME STATISTICS

Opponent	GS	Min.	FG-A	3FG-A	FT-A	O-D-T	PF	A	TO	BLK	STL	PTS
at Kentucky		25	5-6	0-0	1-2	2-3-5	3	0	2	0	1	11
vs. Richmond	*	22	3-8	0-0	0-0	2-4-6	1	0	1	0	0	6
Arkansas State	*	28	11-17	0-0	3-6	7-5-12	2	0	3	5	0	25
at Ohio State	*	27	1-6	0-0	1-2	4-2-6	3	0	3	0	0	3
at Eastern Ky.	*	28	6-8	0-0	1-4	1-6-7	4	2	3	1	0	13
Transylvania	*	18	1-6	0-0	1-4	3-4-7	1	0	0	1	1	3
Transylvania	*	21	9-10	0-0	3-4	3-7-10	4	0	1	3	1	21
Eastern Ky.	*	30	2-5	0-0	2-2	0-10-10	2	2	1	2	1	6
SIUE	*	30	7-10	0-0	0-0	3-3-6	0	0	6	1	0	14
at Clemson	*	23	2-4	0-0	2-4	0-3-3	3	2	0	2	1	6
Tennessee Tech		4	0-2	0-0	2-2	1-0-1	0	0	1	0	0	2
Jacksonville St.		20	7-11	0-0	0-0	4-8-12	3	1	1	5	0	14
at Eastern Illinois	*	25	9-11	0-0	2-2	2-7-9	1	0	3	0	0	20
at SEMO	*	25	3-7	0-0	4-5	1-4-5	3	0	3	1	3	10
SEMO	*	24	6-9	0-0	2-6	1-9-10	2	0	4	1	0	14
UT Martin	*	22	5-10	0-0	3-3	5-3-8	1	0	1	4	1	13
at Jacksonville St.	*	24	2-5	0-0	5-7	1-4-5	2	2	0	1	1	9
at Tennessee Tech	*	26	9-16	0-0	4-8	4-9-13	0	1	4	2	1	22
Murray State	*	28	8-14	0-0	0-0	3-7-10	1	1	1	4	0	16
Austin Peay	*	32	9-14	0-0	1-2	3-5-8	4	0	3	4	1	19
at Tenn. State	*	32	9-12	0-0	2-2	5-7-12	3	2	2	1	2	20
at Belmont	*	30	4-13	0-0	3-5	5-8-13	1	0	1	2	1	11
at UT Martin	*	27	6-8	0-0	2-4	2-7-9	1	2	1	2	0	14
at SIUE	*	30	8-12	0-0	7-14	5-8-13	1	0	1	3	0	23
Tennessee St.	*	25	4-11	0-0	1-1	5-8-13	3	1	1	1	0	9
Belmont	*	32	7-14	0-0	6-7	5-7-12	4	1	3	3	2	20
vs. SEMO	*	25	5-9	0-0	4-5	3-8-11	2	0	3	0	0	14
vs. Eastern Ky.	*	30	7-13	0-0	3-4	1-12-13	2	0	1	2	0	17
vs. Belmont	*	29	12-19	0-0	3-3	7-5-12	1	2	2	2	0	27
vs. West Virginia	*	32	5-12	0-0	0-2	3-6-9	3	1	1	3	1	10

2021-22 GAME-BY-GAME STATISTICS

Opponent	GS	Min.	FG-A	3FG-A	FT-A	O-D-T	PF	A	TO	BLK	STL	PTS
at Auburn	*	29	5-15	0-0	2-2	3-5-8	2	0	1	0	1	12
at UAB	*	30	8-14	0-0	4-6	6-6-12	3	1	2	1	1	20
Ky. Christian	*	17	7-12	0-0	0-2	9-6-15	2	2	3	5	0	14
Transylvania	*	23	2-4	0-0	3-7	2-8-10	4	1	2	6	0	7
at Miss. State	*	31	4-9	0-0	0-0	2-3-5	2	0	2	4	1	8
at Arkansas State	*	25	10-11	0-0	0-0	2-8-10	3	2	6	6	0	20
vs. Kansas City	*	32	6-13	0-1	3-4	1-8-9	1	2	0	3	1	15
Ga. Southern	*	29	7-11	0-1	1-5	2-9-11	1	1	2	6	1	15
Presbyterian	*	31	4-8	0-0	9-11	2-6-8	4	0	7	6	0	17
at ETSU	*	34	9-12	0-0	6-9	5-8-13	2	5	1	1	0	24
at Xavier	*	27	10-21	0-0	0-0	7-5-12	3	1	2	2	3	20
Alice Lloyd	*	17	6-7	0-0	0-0	4-6-10	2	0	2	1	0	12
at IUPUI	*	27	5-8	0-1	3-5	5-6-11	1	2	2	0	2	13
Eastern Illinois	*	32	9-17	0-0	3-4	2-8-10	1	3	0	6	0	21
at Austin Peay	*	20	8-12	0-0	3-5	2-6-8	4	1	3	2	0	19
UT Martin	*	24	8-10	0-0	4-4	3-12-15	1	1	2	5	1	20
at Tenn. State	*	19	4-10	0-0	5-6	0-3-3	5	0	4	2	0	13
Belmont	*	28	6-14	0-0	5-6	5-13-18	4	2	2	3	0	17
SIUE	*	29	8-15	0-0	4-5	1-10-11	1	1	6	6	1	20
Tennessee State	*	28	8-18	0-0	1-1	4-7-11	3	0	3	6	3	17
at SEMO	*	37	10-18	0-0	1-4	5-6-11	0	0	2	5	0	21
at Murray State	*	36	7-14	0-0	0-0	2-9-11	2	1	3	6	1	14
at Tenn. Tech	*	24	8-13	0-0	0-0	3-5-8	1	1	1	2	0	16
Tennessee Tech	*	29	12-19	0-0	1-1	5-9-14	2	1	2	5	0	25
Austin Peay	*	23	9-9	0-0	0-0	1-9-10	3	2	1	2	2	18
at Belmont	*	33	5-14	0-0	5-6	2-11-13	2	2	2	6	0	15
Murray State	*	30	6-13	0-0	2-4	3-9-12	4	1	2	4	0	14
at UT Martin	*	33	8-13	0-0	3-4	2-7-9	3	2	2	12	0	19
SEMO	*	33	7-16	0-0	1-3	8-4-12	3	0	3	3	1	15
at Eastern Illinois	*	24	8-10	0-1	2-5	0-9-9	3	0	1	5	1	18
at SIUE	*	33	4-11	0-0	5-7	6-5-11	2	2	3	2	1	13
vs. Tenn. Tech	*	25	7-15	0-0	1-3	3-6-9	2	3	1	3	0	15
vs. Belmont	*	29	6-14	0-0	1-2	4-7-11	4	0	5	3	1	13
vs. Murray State	*	33	13-20	0-1	6-11	1-7-8	4	1	1	2	2	32

BROOME'S CAREER STATISTICS

	Minutes		Totals			3-Point			Free-Throws			Rebounds														
	GP	GS	MIN	AVG	FG	FGA	PCT	FG	FGA	PCT	FT	FTA	PCT	OFF	DEF	TOT	AVG	PF	FO	AST	AST/G	T/O	BLK	STL	PTS	AVG
2020-21	30	27	775	25.8	173	303	.571	0	0	.000	68	110	.618	91	180	271	9.0	61	0	20	0.7	57	56	18	414	13.8
2021-22	34	34	963	28.3	244	440	.555	0	5	.000	84	132	.636	112	246	358	10.5	84	1	41	1.2	81	131	24	572	16.8
Total	64	61	1738	27.2	417	743	.561	0	5	.000	152	242	.628	203	426	629	9.8	145	1	61	1.0	138	187	42	986	15.4

44

DYLAN CARDWELL
C | 6-11 | 256 | Jr.
Augusta, Ga.
(McEachern HS)



#WAREAGLE

CAREER HONORS

- 2021-22 SEC Community Service Team
- 2021-22 SEC Academic Honor Roll
- 2020-21 First-Year SEC Academic Honor Roll

SOPHOMORE (2021-22)

Played in all 34 games of the season averaging 11.6 minutes off the bench ... Also averaged 3.0 points, 3.0 rebounds and 1.2 blocks per game ... Ranked second on the team in blocked shots (42) and third in offensive rebounds (53) ... Shot .735 (25-of-34) from the field in his last 14 contests ... Brought down a season-high seven rebounds against ULM (11/12/21) and Florida (1/8/22) ... Recorded four points, four boards and three blocks in the team's first meeting of the season versus Georgia (1/19/22) ... Streak of 14-consecutive games with a blocked shot snapped at Missouri ... Tallied six points, two assists and two steals in overtime win at Mississippi State (3/2/22) ... Named to the SEC Community Service Team and SEC Academic Honor Roll ... AD Honor Roll student.

FRESHMAN (2020-21)

Saw action in all 27 games of the season as a reserve ... Averaged 3.8 points, 3.6 rebounds, 0.6 blocks and 0.5 assists in 15.1 minutes per game ... Shot a team-best 70.5 percent from the floor ... His shooting percentage was the third-highest among SEC players who attempted at least 50 shots ... Only player in the country to shoot better than 70 percent from the floor and total at least 90 rebounds and 15 blocks during the 2020-21 season ... Led the team with 49 offensive rebounds ... Pulled down four-or-more rebounds in 14 games including a career-high eight boards against Kentucky (1/16/21) ... Made a career-high three steals versus Georgia (1/13/21) ... Scored a career-high 10 points on 5-of-7 shooting against Ole Miss (2/6/21) ... Made first career 3-pointer on a fadeaway shot as the shot clock was expiring in the season finale versus Mississippi State (3/6/21).

HIGH SCHOOL

Tabbed as a four-star prospect by Rivals and a three-star prospect by 247Sports and ESPN ... Ranked No. 125 overall in the Class of 2020 by Rivals and No. 151 by 247Sports ... Top 15-ranked player in the state of Georgia by 247Sports (No. 13) and ESPN (No. 14) ... The No. 15-ranked center by Rivals and the No. 25-ranked center by 247Sports ... Tabbed as the No. 56-best player in his region by ESPN ... Played two seasons at Oak Hill Academy (Va.) before transferring back to McEachern High School (Ga.) for his senior season ... Averaged 3.8 points and 3.8 rebounds per game, while shooting 68 percent from the floor as a junior ... Played for Athletes of Tomorrow on the AAU circuit ... Averaged 6.7 points, 8.7 rebounds and 2.2 blocks per game on the Nike EYBL circuit ... Averaged 5.2 points, seven rebounds and 2.5 blocks per contest at the 2019 Peach Jam.

PERSONAL

Enrolled in the College of Business.

CAREER SUPERLATIVES

Points: 10 vs. Ole Miss (2/6/21), vs. Yale (12/4/21)
Field Goals Made: 5 vs. Ole Miss (2/6/21), vs. Yale (12/4/21)
Field Goals Attempted:
7 vs. Ole Miss (2/6/21), at South Carolina (1/23/21)
3-Point Field Goals Made: 1 vs. Mississippi State (3/6/21)
3-Point Field Goals Attempted:
1 vs. Mississippi State (3/6/21), at Arkansas (2/8/22)
Free Throws Made: 6 vs. Missouri (1/26/21)
Free Throws Attempted: 7 vs. Missouri (1/26/21)
Rebounds: 8 vs. Kentucky (1/16/21)
Assists: 3 vs. Saint Joseph's (11/26/20)
Blocks: 4 at Alabama (1/11/22)
Steals: 4 at South Carolina (1/4/22)
Minutes Played: 29 vs. Ole Miss (2/6/21)
20-Point Games: None
10-Rebound Games: None
Double-Doubles: None
Dunks: 45

2022-23 AUBURN MEN'S BASKETBALL

2020-21 GAME-BY-GAME STATISTICS

Opponent	GS	Min.	FG-A	3FG-A	FT-A	O-D-T	PF	A	TO	BLK	STL	PTS
vs. Saint Joseph's	11	0-0	0-0	0-0	0-0	3-1-4	3	3	3	1	0	0
vs. Gonzaga	14	0-0	0-0	0-0	0-0	1-3-4	2	1	1	2	1	0
at UCF	15	3-4	0-0	0-0	0-0	1-0-1	3	0	4	2	0	6
South Alabama	10	0-0	0-0	0-0	0-0	1-5-6	0	1	2	0	0	0
vs. Memphis	14	1-2	0-0	0-0	0-2	4-1-5	2	0	1	0	0	2
Texas Southern	17	1-2	0-0	1-2	4-3-7	1	1	1	1	1	0	3
Troy	21	2-2	0-0	4-6	0-1-1	0	0	0	0	0	1	8
Appalachian State	15	3-4	0-0	0-0	3-2-5	4	1	1	2	1	6	
Arkansas	16	2-3	0-0	0-0	1-3-4	2	0	1	0	0	4	
at Texas A&M	11	1-1	0-0	0-0	3-3-6	3	0	1	0	0	2	
at Ole Miss	16	2-2	0-0	1-2	1-4-5	1	0	1	0	0	5	
Alabama	26	2-4	0-0	2-2	1-3-4	1	0	2	2	1	6	
at Georgia	14	3-3	0-0	0-0	1-0-1	4	0	4	1	3	6	
Kentucky	22	2-2	0-0	0-1	4-4-8	3	0	2	0	1	4	
at Arkansas	12	2-2	0-0	0-0	1-0-1	2	0	2	1	0	4	
at South Carolina	11	4-7	0-0	0-0	2-0-2	1	0	2	0	0	8	
Missouri	19	1-2	0-0	6-7	0-3-3	4	1	1	1	0	8	
at Baylor	14	1-2	0-0	0-0	1-0-1	2	0	0	0	1	2	
Georgia	12	0-0	0-0	0-0	0-3-3	2	2	0	2	0	0	
Ole Miss	29	5-7	0-0	0-2	4-2-6	2	1	0	0	0	10	
at Vanderbilt	17	1-2	0-0	0-0	2-1-3	1	0	1	1	0	2	
at Kentucky	10	0-0	0-0	0-0	2-0-2	5	0	1	0	1	0	
at LSU	12	1-2	0-0	0-0	1-2-3	2	0	1	0	0	2	
Florida	10	1-1	0-0	0-2	1-1-2	1	0	2	0	1	2	
Tennessee	12	1-1	0-0	0-0	2-0-2	3	1	2	0	1	2	
at Alabama	13	2-3	0-0	2-2	2-2-4	1	0	3	1	0	6	
Mississippi State	16	2-3	1-1	0-0	3-2-5	2	1	2	0	0	5	

2021-22 GAME-BY-GAME STATISTICS

Opponent	GS	Min.	FG-A	3FG-A	FT-A	O-D-T	PF	A	TO	BLK	STL	PTS
Morehead State	12	1-1	0-0	0-0	1-1-2	1	0	0	1	2	2	
ULM	15	1-3	0-0	0-0	4-3-7	2	1	0	2	2	2	
at USF	9	0-0	0-0	0-0	2-0-2	0	0	1	1	0	0	
vs. UConn	7	0-0	0-0	0-0	1-0-1	1	0	0	0	0	0	
vs. Loyola Chicago	9	1-1	0-0	0-0	0-2-2	1	0	0	0	1	2	
vs. Syracuse	17	3-3	0-0	0-0	3-3-6	3	0	0	1	0	6	
UCF	7	0-0	0-0	0-0	1-1-2	4	1	0	1	1	0	
Yale	16	5-6	0-0	0-0	4-2-6	1	2	1	3	0	10	
vs. Nebraska	11	1-2	0-0	0-0	2-1-3	0	0	1	2	0	2	
North Alabama	14	1-2	0-0	0-0	1-3-4	2	1	0	3	1	2	
at Saint Louis	9	1-2	0-0	0-0	1-2-3	2	1	0	2	0	2	
Murray State	12	2-3	0-0	0-0	2-2-4	2	1	0	1	0	4	
LSU	12	0-1	0-0	0-2	1-0-1	1	0	1	2	0	0	
at South Carolina	11	2-2	0-0	1-2	0-0-0	2	2	0	1	4	5	
Florida	13	0-1	0-0	0-0	3-4-7	3	1	0	2	1	0	
at Alabama	18	3-4	0-0	0-0	2-4-6	2	0	1	4	0	6	
at Ole Miss	7	0-1	0-0	0-0	0-0-0	1	2	0	2	0	0	
Georgia	13	2-2	0-0	0-0	3-1-4	4	0	2	3	1	4	
Kentucky	9	0-1	0-0	0-0	1-0-1	0	0	1	1	0	0	
at Missouri	7	1-2	0-0	0-0	1-0-1	3	0	1	0	0	2	
Oklahoma	10	4-5	0-0	0-0	3-0-3	3	0	0	0	0	8	
Alabama	11	2-2	0-0	0-0	1-2-3	2	0	0	1	0	4	
at Georgia	8	2-2	0-0	0-0	2-1-3	1	0	0	2	0	4	
at Arkansas	11	3-4	0-1	0-0	3-1-4	1	0	0	1	0	6	
Texas A&M	13	3-4	0-0	3-5	1-2-3	3	0	0	0	1	9	
Vanderbilt	13	2-2	0-0	0-0	0-3-3	3	1	0	1	0	4	
at Florida	14	1-5	0-0	0-0	3-0-3	2	0	0	1	1	2	
Ole Miss	12	1-1	0-0	0-0	1-1-2	3	2	0	0	0	2	
at Tennessee	12	0-0	0-0	0-0	1-1-2	1	1	0	1	0	0	
at Mississippi State	16	3-3	0-0	0-1	1-0-1	2	2	0	0	2	6	
South Carolina	13	3-3	0-0	0-0	0-5-5	3	0	0	0	0	6	
vs. Texas A&M	9	0-1	0-0	0-0	1-2-3	0	0	0	1	1	0	
Jacksonville State	9	1-2	0-0	0-0	3-1-4	1	0	0	0	0	2	
Miami (Fla.)	11	0-0	0-0	0-0	0-1-1	0	0	0	2	0	0	

CARDWELL'S CAREER STATISTICS

SEASON	TEAM	GP-GS	MIN/AVG	Field Goals		3-Point		F-Throws		Rebounds				Scoring						
				FG-FGA	FG%	3FG-3FGA	3FG%	FT-FTA	FT%	OFF	DEF	TOT	AVG	PF-FO	A	TO	BLK	STL	PTS	AVG
2020-21	AUB	27-0	409/15.1	43-61	.705	1-1	1.000	16-28	.571	49	49	98	3.6	57-1	13	41	17	12	103	3.8
2021-22	AUB	34-0	394/11.6	49-71	.690	0-1	.000	4-10	.400	53	49	102	3.0	60-0	18	9	42	18	102	3.0
TOTAL		61-0	803/13.2	92-132	.697	1-2	.500	20-38	.526	102	98	200	3.3	117-1	31	50	59	30	205	3.4

3

TRE DONALDSON
G | 6-2 | 190 | Fr.
Tallahassee, Fla.
(Florida State University School)



“Tre is like having another coach on the floor. He has a very high basketball IQ and is a great communicator. He brings a football toughness and mentality to the game and is a great leader.”
– Head Coach Bruce Pearl

HIGH SCHOOL

One of the top two-sport athletes in the Class of 2022 ... Played quarterback and defensive back for Florida State University High School in Tallahassee, Fla. ... Coached by former Heisman Trophy winner Charlie Ward ... The No. 20-ranked safety and No. 33 overall football prospect in the state of Florida ... Completed 68 percent of his passes for 1,765 yards with 15 touchdowns ... Earned Tallahassee Democrat Big Bend Offensive Player of the Year honors following the 2020 football season ... On the hardwood, averaged 11.1 points, 3.9 rebounds and 3.6 assists and led his team to a 19-2 overall record during his junior campaign ... A four-star recruit by 247 Sports and ESPN ... The No. 133 overall prospect in the nation in the 247 Sports Composite Rankings and No. 18 point guard in the country ... Named the 2022 Florida Dairy Farmers Association Player of the Year after leading the Seminoles to a state championship title as a senior ... Honored on the Class 3A All-State First Team ... Averaged 16.4 points, 5.3 rebounds, 3.7 assists and 2.4 steals per game.

PERSONAL

Son of Rhodney Donaldson and Stacie Symonds ... Goes by the nickname, Tre, which is short for Rhodney Donaldson III ... Has five sisters: McKenzie Woodard, Preslee Donaldson, Jordan Rosier, Chelsey Rosier and Taylor Rosier ... His father played basketball at Troy University from 1993-97 and ranks 11th all-time in career scoring (1,363 points) for the Trojans ... His uncle, Duke Donaldson, played football at Auburn from 1984-87 and led the team in receptions his senior year ... Enjoys working out and hanging out with his teammates and friends ... Enrolled in the Harbert College of Business.





22

ALLEN FLANIGANG | 6-6 | 220 | Sr.
Little Rock, Ark.
(Parkview Magnet HS)**CAREER HONORS**

- 2021-22 Preseason All-SEC First Team
- 2019-20 First-Year SEC Academic Honor Roll

JUNIOR (2021-22)

Played in 22 games of the season with 20 starts averaging the fifth-most minutes on the team (24.4) ... Coaches' Preseason All-SEC First Team selection ... Had successful procedure in early September to repair his right Achilles after suffering a non-basketball related trauma ... Made a return to the lineup versus Murray State (12/22/21) and started against No. 16 LSU (12/29/21) ... Averaged 6.6 points, 3.2 rebounds and 1.2 assists per game in SEC play ... Recorded 10 points and three assists in 24 minutes of action versus Georgia (1/19/22) ... Turned in six double-figure scoring games in 20 starts ... Registered a season-high 16 points with four rebounds and two assists against Texas A&M (2/12/22) ... Tallied 10 points, five rebounds and one assist in the team's NCAA Tournament First Round win over Jacksonville State (3/18/22) ... Grabbed a season-best eight boards including three on the offensive glass versus Miami (3/20/22).

SOPHOMORE (2020-21)

Averaged 14.3 points, 5.5 rebounds, 2.9 assists and 0.9 steals in 30.4 minutes per game ... Started in all 27 games and was the team's primary scoring option ... Was the most improved scorer in the SEC after raising his output +11.1 from 3.2 points per game as a freshman to 14.3 points per game as a sophomore ... His scoring average ranked 14th in the SEC ... Was one of three players in the conference to average 14.0 points, 5.0 rebounds and 2.5 assists per game joining Tre Mann (Florida) and Trendon Watford (LSU) ... Averaged 14.7 points, 5.9 rebounds, 2.9 assists and 1.0 steals per game in league play ... Was the only guard to rank in the Top 15 in both points and rebounds per game in the SEC during conference play ... Shot 45.5 percent from the floor including 33.8 percent from long range and 77.6 percent from the free throw line ... Made the sixth-most free throws in the SEC (97) and attempted the ninth-most free throws (125) ... One of eight players in the SEC to have at least 350 points, 100 rebounds and 75 assists ... Scored in double figures in 22 of the team's 27 games including six games with 20-or-more points ... Posted his first career double-double with 19 points and 10 rebounds in the team's SEC opener against Arkansas (12/28/20) ... Put up a career-high 24 points versus South Carolina (1/23/21).

FRESHMAN (2019-20)

Appeared in all 31 games of the season averaging 3.2 points, 2.7 rebounds, 0.4 assists and 0.3 steals in 13.7 minutes per game ... Earned his first career start at Missouri (2/15/20) ... Was the third-best rebounding guard on the team averaging 2.7 boards per contest ... Pulled down at least four rebounds 10 times including seven times in SEC play ... Was a perfect 4-for-4 and scored eight points in 12 minutes versus Furman (12/5/19)

... Set career highs in points (12) and rebounds (6) against Georgia (1/11/20) ... Matched his career high with six boards in the Tigers' home win versus rival Alabama (2/12/20) ... Followed that performance up with six rebounds and hit a season-best five free throws at Missouri (2/15/20) ... Registered nine points and five rebounds in 22 minutes of play at Tennessee (3/7/20).

HIGH SCHOOL

Rated as a four-star prospect by ESPN and a three-star prospect by Rivals and 247Sports ... Selected as the No. 1 player in the state of Arkansas by ESPN and No. 3 by 247Sports ... Attended Parkview Magnet High School, where he played for his grandfather and local legend, Alfred Flanigan ... Won two state championship titles ... Named the 5A Gatorade Arkansas Player of the Year ... Also chosen as the district's top athlete ... Played for the Joe Johnson Hawks in the adidas Gauntlet circuit averaging 8.4 points, 3.6 rebounds and 1.2 assists per game ... Led the Hawks to a 21-5 overall record and age division title at the Real Deal in the Rock.

PERSONAL

Son of Wes and Katrina Flanigan ... Has two siblings, Collin and Mike ... His father, Wes, was a four-year starting point guard at Auburn from 1993-97 and ranks in the Top 25 in program history in career scoring with 1,228 points ... He was also an All-SEC selection in 1996 and is currently an assistant coach on Bruce Pearl's staff at Auburn ... Enrolled in the College of Liberal Arts.

CAREER SUPERLATIVES

Points: 24 at South Carolina (1/23/21)
Field Goals Made: 8 at Kentucky (2/13/21)
Field Goals Attempted: 14 (four times)
3-Point Field Goals Made: 4 (four times)
3-Point Field Goals Attempted: 7 (five times)
Free Throws Made: 8 vs. Kentucky (1/16/21)
Free Throws Attempted: 11 vs. Tennessee (2/27/21)
Rebounds: 10 vs. Arkansas (12/30/20)
Assists: 6 at Baylor (1/30/21), vs. Appalachian State (12/22/20)
Blocks: 1 (11 times)
Steals: 4 at Arkansas (1/20/21)
Minutes Played: 37 vs. Tennessee (2/27/21)
20-Point Games: 5
10-Rebound Games: 1
Double-Doubles: 1
Dunks: 10



1

WENDELL GREEN JR.

G | 5-11 | 175 | Jr.
Detroit, Mich.
(La Lumiere School (Ind.))

CAREER HONORS

- 2021-22 Bob Cousy Point Guard of the Year Award Midseason Candidate
- SEC Player of the Week (Feb. 7, 2022)
- 2020-21 All-Ohio Valley Conference First Team
- 2020-21 OVC All-Newcomer Team
- 2020-21 OVC All-Tournament Team
- Five-Time OVC Freshman of the Week

SOPHOMORE (2021-22)

Bob Cousy Point Guard of the Year Award Midseason Candidate ... Played in all 34 games of the season with five starts ... Team's third-leading scorer averaging 12.0 points per game ... Dished out a team-leading 172 assists, the eighth most in a single season in program history ... Ranked No. 35 nationally and No. 3 in the SEC in assists per game (5.1) ... Also ranked in the Top 50 with a 2.26 assist-to-turnover ratio ... Was third on the team in rebounding with 3.7 per contest, while being the shortest player on team ... In SEC play, led Auburn in assists (5.4 apg) and was second in scoring (12.7 ppg) ... Averaged 12.9 ppg while coming off the bench during an 18-game stretch from Nov. 24-Feb. 1 ... Turned in 23 double-digit efforts including two double-doubles ... Made a season-high 11 assists to along with 12 points against Georgia (1/19/22) ... Ranked second in the conference in assists (5.4), third in assist-to-turnover ratio (2.3) and fourth in free-throw percentage (.860) in conference only games ... His 98 assists in SEC play was the most by an AU player in league play over the last 22 years ... Had a 17-consecutive game streak with a 3-pointer during the season ... Registered 23 points, eight rebounds, six assists including 13 points and five boards in the second half against Alabama (2/3/22) ... Named SEC Player of the Week (2/7/22) ... Hit the game-winning layup with three seconds left in the Tigers' 74-72 road win at Georgia (2/5/22) ... Had one of his most complete games of season with 12 points, nine assists, seven rebounds and two steals in 31 minutes off the bench versus Vanderbilt (2/16/22) ... Ranked first nationally in assists off the bench with 155 and seventh in points off the bench with 335 ... In the last 22 years of Auburn Basketball, he had more bench points than any other player, passing Chuma Okeke, (255 pts, 2017-18) ... Hit 76 of his 90 free-throw attempts (.844) - the 11th-best percentage in a single season in program history ... Had three-or-more assists in 33-of-34 games ... AD Honor Roll student.

EASTERN KENTUCKY (2020-21)

Averaged 15.8 points, 5.0 assists, 3.4 rebounds and 1.6 steals per game during his freshman campaign at Eastern Kentucky ... Shot 40 percent from the field including 36 percent from behind the arc and 77 percent from the charity stripe ... Played in all 29 games with 25 starts ... Led the team playing 30.5 minutes per game ... Guided the Colonels to a 22-7 overall record including 15-5 in Ohio Valley Conference play ... The 15 conference wins were a program record ... Selected to the All-Ohio Valley Conference First Team and OVC All-Newcomer Team ... Led the

nation's eighth-best scoring offense, which averaged 81.8 points per game ... Broke the program's freshman record with 146 assists, which also was the highest mark by any freshman in the country and the 15th-most by any player overall ... One of only two freshmen in the nation to have 400 points and 100 assists next to Gonzaga's Jalen Suggs ... Reached double figures 20 times including his last five games of the season in which he averaged 24.0 points per contest ... Five-Time OVC Freshman of the Week selection ... Also tabbed to OVC All-Tournament Team after averaging 26.0 points, 4.5 assists, 3.0 rebounds and 3.0 steals per game in the postseason tournament.

HIGH SCHOOL

Rated as a three-star guard by Rivals ... The No. 16-ranked point guard in the Class of 2020 by 247 Sports ... Led La Lumiere School (Ind.) to a 38-1 overall record and an appearance in the Geico High School National Title Game in 2019 ... Before transferring prior to his junior season, averaged 20 points, eight assists and seven rebounds at Detroit Country Day School.

PERSONAL

Son of Wendell Green Sr. and Rhonda Dalton-Green ... Born on August 7, 2002 ... Enrolled in the College of Liberal Arts.

CAREER SUPERLATIVES

Points: 30 at Austin Peay (1/2/21)
Field Goals Made: 12 vs. Morehead State (3/5/21)
Field Goals Attempted: 22 at Eastern Illinois (1/16/21)
3-Point Field Goals Made:
 5 vs. Texas A&M (3/11/12), at Austin Peay (1/2/21)
3-Point Field Goals Attempted:
 10 at Alabama (1/11/12), at Jacksonville State (2/2/21)
Free Throws Made: 12 vs. Tennessee State (2/27/21)
Free Throws Attempted: 13 vs. Tennessee State (2/27/21)
Rebounds: 10 vs. Murray State (12/22/21)
Assists: 15 vs. Tennessee Tech (1/9/21)
Blocks: 1 (three times)
Steals: 6 at Austin Peay (1/2/21)
Minutes Played: 39 at Austin Peay (1/2/21)
20-Point Games: 12
10-Rebound Games: 1
10-Assist Games: 2
Double-Doubles: 3
Dunks: None

2020-21 GAME-BY-GAME STATISTICS

Opponent	GS	Min.	FG-A	3FG-A	FT-A	O-D-T	PF	A	TO	BLK	STL	PTS
vs North Florida	28	4-12	1-5	3-4	2-1-3	1	6	1	0	2	12	
vs Charleston So.	29	3-13	0-3	3-3	1-5-6	2	4	4	0	4	9	
at Xavier	* 38	3-18	0-8	3-4	0-1-1	3	7	3	0	2	9	
at USC Upstate	* 20	3-6	1-2	5-6	1-2-3	3	6	5	1	1	12	
Morehead State	* 31	4-16	1-6	0-0	2-1-3	1	6	4	0	4	9	
Transylvania	* 20	4-8	1-2	3-3	1-1-2	3	2	0	0	1	12	
CU Harrodsburg	* 15	0-3	0-1	0-0	0-2-2	1	3	1	0	0	0	
High Point	* 30	4-9	1-3	4-6	0-3-3	4	8	4	0	3	13	
Eastern Illinois	29	4-13	0-3	1-3	1-2-3	2	3	3	1	5	9	
at Austin Peay	* 33	9-18	5-7	7-8	0-5-5	2	0	1	0	0	30	
Jacksonville State	* 37	5-16	0-6	5-7	2-4-6	1	3	1	0	0	15	
Tennessee Tech	* 33	3-10	2-5	2-2	0-3-3	1	15	2	0	2	10	
at Eastern Ill.	* 35	6-22	2-5	3-6	0-2-2	1	6	4	0	2	17	
UT Martin	* 23	10-16	4-6	1-1	0-2-2	2	4	2	0	2	25	
at Jacksonville St.	* 39	7-20	4-10	4-6	1-6-7	2	8	1	0	2	22	
Austin Peay	* 35	9-20	3-6	4-4	1-1-2	4	9	4	0	2	25	
Murray State	* 39	10-16	1-5	3-6	2-2-4	2	8	4	0	1	24	
at SIUE	* 31	6-14	3-5	3-4	1-4-5	2	2	8	0	0	18	
at Belmont	* 21	1-10	1-3	0-0	0-1-1	1	1	2	0	2	3	
at Tennessee St.	* 31	6-13	1-1	4-4	1-6-7	2	5	3	0	0	17	
at Tennessee Tech	* 24	2-6	1-3	2-2	1-0-1	2	6	5	0	0	7	
at UT Martin	* 32	6-12	1-2	4-5	1-5-6	2	6	4	0	3	17	
at SEMO	* 23	3-11	0-2	0-0	0-1-1	1	2	3	0	0	6	
at SEMO	* 32	7-18	4-8	5-8	0-5-5	2	4	4	0	1	23	
Belmont	* 37	8-19	2-6	4-5	0-4-4	1	3	1	0	1	22	
Tennessee State	31	5-11	1-3	12-13	0-5-5	1	5	2	0	1	23	
vs Austin Peay	* 39	7-13	3-4	6-7	0-3-3	2	5	1	0	6	23	
vs Morehead St.	* 37	12-20	4-6	1-2	0-3-3	2	4	1	0	0	29	

2021-22 GAME-BY-GAME STATISTICS

Opponent	GS	Min.	FG-A	3FG-A	FT-A	O-D-T	PF	A	TO	BLK	STL	PTS
Morehead State	* 29	8-17	3-8	0-0	0-5-5	1	3	0	0	1	19	
ULM	* 27	4-10	1-4	6-8	0-7-7	2	3	3	0	0	15	
at USF	* 27	0-8	0-4	0-0	1-3-4	2	3	3	0	0	0	
vs. UConn	34	6-12	4-8	3-4	0-2-2	2	5	4	0	2	19	
vs. Loyola Chicago	23	3-8	2-5	2-2	0-4-4	2	4	4	0	3	10	
vs. Syracuse	20	2-6	1-5	0-0	1-2-3	0	7	1	0	1	5	
UCF	19	2-6	1-4	4-4	0-1-1	1	4	3	0	0	9	
Yale	18	2-6	1-3	0-0	1-1-2	2	6	0	0	1	5	
vs. Nebraska	26	7-12	4-6	1-2	2-4-6	3	6	2	0	2	19	
North Alabama	27	4-13	3-8	1-2	1-2-3	1	6	1	0	2	12	
at Saint Louis	27	5-12	3-6	2-2	0-0-0	0	8	2	0	1	15	
Murray State	19	4-7	1-3	4-4	1-9-10	2	2	2	0	2	13	
LSU	29	4-10	1-3	6-7	1-5-6	4	3	5	0	2	15	
at South Carolina	28	7-15	1-5	7-7	2-3-5	0	5	2	0	2	22	
Florida	25	5-10	2-4	1-2	0-3-3	1	4	5	0	1	13	
at Alabama	31	7-20	3-10	2-2	0-3-3	3	4	0	0	3	19	
at Ole Miss	29	3-8	2-5	6-6	0-5-5	3	7	1	0	1	14	
Georgia	25	5-12	1-5	1-1	0-3-3	2	11	2	0	4	12	
Kentucky	29	2-8	2-5	5-6	0-0-0	4	5	3	0	1	11	
at Missouri	22	2-9	2-7	0-0	1-2-3	2	5	1	0	1	6	
Oklahoma	17	1-8	0-4	0-1	0-2-2	3	3	2	0	3	2	
Alabama	27	8-17	2-8	5-5	1-7-8	1	6	1	0	0	23	
at Georgia	* 36	5-17	3-9	6-7	0-5-5	1	3	3	0	1	19	
at Arkansas	* 38	9-21	1-7	0-1	1-3-4	4	5	7	0	2	19	
Texas A&M	22	1-4	0-1	0-0	0-1-1	2	5	1	0	0	2	
Vanderbilt	31	3-10	2-5	4-4	1-6-7	2	9	2	0	2	12	
at Florida	30	2-10	0-5	1-1	0-1-1	0	5	3	0	1	5	
Ole Miss	22	5-12	3-8	1-1	0-5-5	0	4	1	0	2	14	
at Tennessee	28	2-15	1-7	0-0	2-3-5	3	3	2	0	4	5	
at Mississippi State	31	3-12	1-4	1-2	1-1-2	1	7	4	0	5	8	
South Carolina	22	3-7	1-3	3-5	1-1-2	4	7	0	0	0	10	
vs. Texas A&M	30	5-12	5-9	0-0	0-4-4	5	3	2	0	0	15	
Jacksonville State	24	3-5	1-2	2-2	0-1-1	3	6	1	0	0	9	
Miami (Fla.)	28	4-14	1-6	2-2	1-4-5	3	5	3	0	0	11	

#WAREAGLE

GREEN JR.'S CAREER STATISTICS

SEASON	TEAM	GP-GS	MIN/AVG	Field Goals		3-Point		F-Throws		Rebounds				Scoring						
				FG-FGA	FG%	3FG-3FGA	3FG%	FT-FTA	FT%	OFF	DEF	TOT	AVG	PF-FO	A	TO	BLK	STL	PTS	AVG
2020-21	EKU	29-25	882/30.4	158-399	.396	48-132	.364	93-121	.769	18	81	99	3.4	57-0	146	80	3	47	457	15.8
2021-22	AUB	34-5	906/26.6	136-373	.365	59-186	.317	76-90	.844	19	108	127	3.7	69-1	172	76	0	50	407	12.0
TOTAL FOR AUB		34-5	906/26.6	136-373	.365	59-186	.317	76-90	.844	19	108	127	3.7	69-1	172	76	0	50	407	12.0
TOTAL		63-30	1788/28.4	294-772	.381	107-318	.336	169-211	.801	37	189	226	3.6	126-1	318	156	3	97	864	13.7

2022-23 AUBURN MEN'S BASKETBALL



55

JALEN HARPER
 G | 6-1 | 175 | Sr.
 Mableton, Ga.
 (Shelton State CC)

SHELTON STATE COMMUNITY COLLEGE

Transferred from Vincennes (Ind.) University to Shelton State Community College in Tuscaloosa, Ala. ... Played in 22 games with 22 starts ... Averaged 4.3 points and 1.9 assists per game as a junior ... Shot 50 percent from the field and 47.5 percent from 3-point range ... Recorded a season-high 27 points on 9-of-13 shooting with seven 3-pointers at Lurleen B. Wallace Community College (11/22/21) ... Reached double figures tallying 14 points versus East Georgia State College (11/10/21).

FLORIDA GULF COAST (2019-20)

Played in 16 games with two starts as a true freshman ... Averaged 2.9 points and 0.6 rebounds per game ... Made 16 assists and nine steals ... Went 8-of-9 from the free throw line ... Had a season-high nine points in his collegiate debut at defending Atlantic 10 champion Saint Louis (11/5/19) ... Scored eight points at FIU (12/4/19) ... Brought down a season-high three rebounds at VCU (11/23/19) ... Dished out four assists along with four points at Mercer (11/15/19).

HIGH SCHOOL

Four-year letterwinner in basketball for head coach George Washington at Pebblebrook High School ... Averaged 20.7 points, 4.8 rebounds, 4.3 assists and 2.1 steals per game during his senior year ... Earned All-Georgia Coaches Association First Team honors ... Named first team all-region and all-Cobb County ... Helped the Falcons advance to the Elite Eight of the state tournament for three-consecutive seasons posting a 67-21 overall record and two regional championships during that span ... An all-state honorable selection by the Atlanta Tipoff Club.

PERSONAL

Son of Patrick and Erica Harper ... His father played basketball at Elizabeth City State University ... His older brother, Jared Harper, is a two-time All-SEC Second Team selection that led Auburn to its first NCAA Final Four appearance in 2019 ... Jared is currently a NBA two-way player for the New Orleans Pelicans and Birmingham Squadron ... Enjoys playing the piano ... Enrolled in the College of Liberal Arts.

12

ZEP JASPER
G | 6-1 | 190 | Gr.
Augusta, Ga.
(College of Charleston)



#WAREAGLE

CAREER HONORS

- 2020-21 All-Colonial Athletic Association Second Team
- 2020-21 CAA All-Defensive Team
- 2020-21 NABC All-District 10 Second Team
- CAA Player of the Week (Feb. 8, 2021)

SENIOR (2021-22)

One of the top on-ball defenders in the country ... Played and started in 32 games of the season averaging 5.1 points per game ... Shot .810 percent from the free throw line (34-42) and was tied for second on the team in assists per game (2.1) ... Had a team-best 2.72 assist-to-turnover ratio and led the nation in the category during the season ... Had no turnovers in 14 contests ... Committed just 25 turnovers in 736 minutes, which is one turnover every 29.4 minutes ... Missed two games during conference play due to a non-COVID illness ... Returned to the starting lineup against Texas A&M (2/12/22) ... Recorded double figures in five games including 13 points in road wins at South Florida (11/19/21) and at South Carolina (1/4/22) ... Equaled his career high dishing out six assists versus ULM (11/12/21) and Loyola Chicago (11/25/21) at the Battle 4 Atlantis ... Turned in six points, five steals and five assists in a win over Nebraska (12/11/22) ... Poured in nine points along with three rebounds and two steals versus Oklahoma in the Big 12/SEC Challenge (1/29/22) ... Had a streak of eight-consecutive SEC games without a turnover ... Scored a season-high 15 points on 4-of-5 shooting from long range against Ole Miss (2/23/22) ... Registered 11 points on 3-of-4 shooting from three with three assists, three rebounds and two steals in an overtime win at Mississippi State (3/2/22) ... Tallied six points and four assists against Jacksonville State in the NCAA First Round (3/18/22).

COLLEGE OF CHARLESTON (2020-21)

Team captain ... Played and started in all 19 games ... Team's leading scorer averaging 15.6 points per game which ranked eighth in the Colonial Athletic Association ... Poured in double figures in 16 contests including four 20+ point outings ... Collected CAA Player of the Week honors for the first time of his career (2/8/21) ... Led the Cougars to a 2-0 weekend and series sweep of Towson with 21 points and four boards in a 90-88 double-overtime win (2/6/21) ... Equaled his career high with seven rebounds against Towson (2/7/21) ... Ended the season on a career-best eight-game double-digit scoring streak ... Knocked down a career-high 38 points on 13-of-18 shooting from the field, 4-of-7 shooting from beyond the arc and 8-for-9 from the charity stripe against Columbus State (2/20/21) ... His 38 points was the fifth-most points scored in a single game in school history and tied as the third-most in the program's NCAA Division I Era ... Scored a game-high 27 points versus Drexel in the CAA Quarterfinals (3/7/21) ... Honored on the All-CAA Second Team and CAA All-Defensive Team.

SOPHOMORE (2019-20)

Saw action in 31 games with 30 starts ... Averaged 7.6 points, 1.7 rebounds and 1.7 assists per game ... Ranked third on the team in steals (28) ... Scored in double figures on 13 occasions including three-straight games with 12 points at Drexel (12/28/19), at Delaware (12/30/19) and versus Towson (1/2/20) ... Also dished out a career-high six assists at Drexel ... Registered a season-high 13 points versus Delaware in the CAA Quarterfinals (3/8/20).

REDSHIRT FRESHMAN (2018-19)

Played in all 33 games with 14 starts ... Team's fourth-leading scorer averaging 5.4 points per game ... Also best 3-point shooter on the team with a 40.0 percent accuracy beyond the arc ... Made his first career start versus Presbyterian College registering a career-high 15 points on 5-of-8 shooting from the field (11/6/18) ... Scored in double figures on six occasions including 10 points against Rhode Island (11/13/18) and 13 points at VCU (12/15/18) ... Recorded 14 points and a career-best five rebounds at Delaware (2/7/19) ... Dished out a career-high four assists versus Drexel in the CAA Quarterfinals (3/10/19).

FRESHMAN (2017-18)

Redshirted the 2017-18 season ... Member of the scout team ... Prepared the Cougars for their NCAA first-round meeting versus Auburn.

HIGH SCHOOL

Averaged 21 points, six assists, five rebounds and three steals per game during his senior season at Laney High School ... Led the Wildcats to a region title and Class AAA state quarterfinals appearance ... Honored as the All-Area Georgia Boys Co-Player of the Year by The Augusta Chronicle ... Team compiled an 84-15 overall record and made three Final Four appearances in the state playoffs during his four years at Laney ... Became the fifth player in school history to reach 1,000 career points ... Four-Time first team all-state and first team all-region selection ... Garnered Freshman of the Year and first-team all-defense honors ... Played one post-grad year of basketball at Notre Dame Preparatory School in Fitchburg, Mass., averaging 22.3 points per game.

PERSONAL

Son of William and Sandra Jasper ... Goes by the nickname, Zep, which is short for Zephaniah ... Has one brother, Vonte, and one sister, Latoya ... Nicknamed the "Honey Badger" for his on-ball defense ... Graduated from College of Charleston in Summer of 2021 with a bachelor's degree in general studies with minors in leadership, change and social responsibility and coaching ... Enrolled in the College of Liberal Arts.

2022-23 AUBURN MEN'S BASKETBALL

2018-19 GAME-BY-GAME STATISTICS

Table with columns: Opponent, GS, Min, FG-A, 3FG-A, FT-A, O-D-T, PF, A, TO, BLK, STL, PTS. Rows include games against Presbyterian, Western Carolina, Rhode Island, Oklahoma St., LSU, UAB, Memphis, South Carolina St., Charlotte, Georgia College, VCU, Siena, Coastal Carolina, UNCW, Towson, James Madison, Drexel, Delaware, Northeastern, Hofstra, Elon, William & Mary, James Madison, Towson, Delaware, Drexel, Hofstra, Northeastern, William & Mary, Elon, UNCW, Drexel, and Northeastern.

2019-20 GAME-BY-GAME STATISTICS

Table with columns: Opponent, GS, Min, FG-A, 3FG-A, FT-A, O-D-T, PF, A, TO, BLK, STL, PTS. Rows include games against USC Upstate, Georgia State, Oklahoma State, Marshall, UCF, Wake Forest, Providence, UCF, Coker, Richmond, VCU, South Carolina St., Drexel, Delaware, Towson, James Madison, Elon, William & Mary, Northeastern, Hofstra, UNCW, James Madison, Towson, William & Mary, Elon, Hofstra, Northeastern, UNCW, Delaware, Drexel, and Delaware.

2020-21 GAME-BY-GAME STATISTICS

Table with columns: Opponent, GS, Min, FG-A, 3FG-A, FT-A, O-D-T, PF, A, TO, BLK, STL, PTS. Rows include games against North Carolina, Limestone, Furman, Marshall, South Carolina St., Western Carolina, Georgia State, Delaware, Delaware, Drexel, Drexel, Northeastern, Northeastern, Towson, Towson, Elon, Elon, Columbus State, and vs Drexel.

2021-22 GAME-BY-GAME STATISTICS

Table with columns: Opponent, GS, Min, FG-A, 3FG-A, FT-A, O-D-T, PF, A, TO, BLK, STL, PTS. Rows include games against Morehead State, ULM, at USF, vs UConn, vs. Loyola Chicago, vs. Syracuse, UCF, Yale, vs. Nebraska, North Alabama, at Saint Louis, Murray State, LSU, at South Carolina, Florida, at Alabama, at Ole Miss, Georgia, Kentucky, at Missouri, Oklahoma, Alabama, at Georgia, at Arkansas, Texas A&M, Vanderbilt, at Florida, Ole Miss, at Tennessee, at Mississippi State, South Carolina, vs. Texas A&M, Jacksonville State, and Miami (Fla.).

JASPER'S CAREER STATISTICS

Table with columns: SEASON, TEAM, GP-GS, MIN/AVG, Field Goals (FG-FGA, FG%), 3-Point (3FG-3FGA, 3FG%), F-Throws (FT-FTA, FT%), Rebounds (OFF, DEF, TOT, AVG), Scoring (PF-FO, A, TO, BLK, STL, PTS, AVG). Rows for seasons 2018-19, 2019-20, 2020-21, 2021-22, and TOTAL FOR AUB.

O

K.D. JOHNSON

G | 6-0 | 185 | Jr.

Atlanta, Ga.

(Hargrave Military Academy (Va.))



#WAREAGLE

CAREER HONORS

- 2020-21 SEC All-Freshman Team
- SEC Freshman of the Week (Jan. 18, 2021)

SOPHOMORE (2021-22)

Played in all 34 games of the season with 31 starts ... Averaged 12.3 points per game, which was second most on the team ... Led the Tigers in steals (64) ... Ranked eighth in the SEC in steals (1.88) and 18th in scoring (12.3) ... Scored in double figures on 24 occasions ... Had a nine-game double-digit scoring streak from Jan. 8 to Feb. 5 ... Scored Auburn's last five points including the go-ahead bucket in a 55-54 road win at Missouri (1/25/22) ... Made his first career start and registered a career-high 27 points versus No. 21 UConn at the Battle 4 Atlantis (11/24/21) ... Emotional leader of team ... Notched a team-high 20 points at Georgia to mark his third 20-point game of season (2/5/22) ... Knocked down 18 points on 7-of-13 shooting from the field at Tennessee (2/26/22) ... Tallied 12 of his 14 points in overtime to spark the Tigers to a big road win at Mississippi State to clinch the SEC regular-season championship title (3/2/22) ... His 12 points in overtime was the most by a Tiger since Jared Harper's 12 versus Kentucky in the 2019 NCAA Elite Eight ... Registered 10 points, a career-high seven assists and five rebounds in the team's NCAA Tournament first-round win over Jacksonville State (3/18/22).

GEORGIA (2020-21)

Honored on the All-SEC Freshman Team ... Averaged 13.5 points, 2.8 rebounds, 1.9 steals and 1.2 assists per game, while playing 22.5 minutes per contest in 16 games as a freshman at Georgia ... Shot 42 percent from the floor including 39 percent from downtown ... Scored in double figures 12 times including a team-best four 20-point outings ... Made his collegiate debut against Auburn (1/13/21) and poured in 21 points, seven rebounds, four steals, two assists and two blocks in 29 minutes of action ... His 21 points were the third-most ever by a UGA freshman behind only Dominique Wilkins (26) and Anthony Edwards (24) ... Named SEC Freshman of the Week following a 14-point game which saw him go 4-of-5 from behind the arc at Ole Miss (1/16/21) ... Posted career-high outputs in back-to-back road games versus ranked teams including 22 points at No. 16 Tennessee (2/10/21) and 24 points at No. 11 Alabama (2/13/21).

HIGH SCHOOL

Consensus Top 100-ranked player by 247 Sports, ESPN and Rivals ... Rated as a four-star prospect by all major recruiting outlets ... Ranked as high as No. 73 nationally by ESPN ... Averaged 26.2 points, 7.4 assists, 4.7 rebounds and 3.1 steals per game in one season at Hargrave Military Academy in Chatham, Va. ... Helped the Tigers reach the Final Four of the National Prep School Tournament ... Previously played three seasons at Southwest DeKalb High School (Ga.) where he was twice tabbed all-state for Class 5A by the Atlanta Journal Constitution ... Selected as the 2019 Class 5A Player of the Year as a junior ... Amassed 1,302 points, 375 rebounds, 318 assists and 272 steals, while shooting 47 percent from the floor for the Panthers ... Recorded 62 double-figure scoring outputs, 24 20-point outings, six 30-point outbursts and one 40-point showing in 84 games played.

PERSONAL

Son of Jada Johnson ... Born on May 25, 2001 ... Goes by the nickname, K.D., which is short for Kadarius ... Enrolled in the College of Liberal Arts.

CAREER SUPERLATIVES

Points: 27 vs. UConn (11/24/21)
Field Goals Made: 9 at Tennessee (2/10/21), vs. Auburn (1/13/21)
Field Goals Attempted: 22 at Georgia (2/5/22)
3-Point Field Goals Made: 4 at Ole Miss (1/16/21), vs. ULM (11/12/21)
3-Point Field Goals Attempted: 8 vs. Georgia (1/19/22)
Free Throws Made: 11 vs. UConn (11/24/21)
Free Throws Attempted: 16 vs. UConn (11/24/21)
Rebounds: 8 at Alabama (1/11/22)
Assists: 7 vs. Jacksonville State (3/18/22)
Blocks: 2 vs. Auburn (1/13/21)
Steals: 5 vs. UConn (11/24/21), vs. Syracuse (11/26/21)
Minutes Played: 37 vs. UConn (11/24/21)
20-Point Games: 7
10-Rebound Games: None
5-Steal Games: 2
Double-Doubles: None
Dunks: 6

2022-23 AUBURN MEN'S BASKETBALL

2020-21 GAME-BY-GAME STATISTICS

Opponent	GS	Min.	FG-A	3FG-A	FT-A	O-D-T	PF	A	TO	BLK	STL	PTS
Florida A&M	DNP											
North Georgia	DNP											
Jacksonville	DNP											
Montana	DNP											
Samford	DNP											
Cincinnati	DNP											
Northeastern	DNP											
Mississippi State	DNP											
at LSU	DNP											
Arkansas	DNP											
Auburn	29	9-19	2-4	1-3	2-5-7	3	2	3	2	4	21	
at Ole Miss	22	5-8	4-5	0-0	0-0-0	3	0	4	0	2	14	
Kentucky	22	3-9	2-5	2-2	1-4-5	4	0	2	0	1	10	
Florida	22	5-11	1-6	5-10	1-1-2	4	2	2	0	1	16	
at South Carolina	24	5-14	3-7	1-2	2-2-4	1	0	2	0	1	14	
Ole Miss	12	1-2	0-0	3-3	0-0-0	3	0	2	0	0	5	
at Auburn	23	3-9	1-2	5-8	0-4-4	2	0	1	0	0	12	
Vanderbilt	19	1-4	1-2	0-0	0-1-1	4	2	5	0	3	3	
at Tennessee	22	9-15	1-2	3-6	1-2-3	3	0	1	0	3	22	
at Alabama	29	6-15	2-7	10-15	0-2-2	4	2	3	0	4	24	
Missouri	21	2-7	0-2	6-8	2-3-5	2	3	1	0	4	10	
at Florida	22	3-11	1-4	1-2	1-3-4	2	3	0	0	2	8	
LSU	22	5-9	2-5	9-14	0-0-0	4	4	1	0	0	21	
South Carolina	27	2-9	0-2	4-7	1-2-3	0	0	2	1	2	8	
Alabama	21	6-11	3-6	1-3	0-1-1	3	1	3	0	2	16	
vs Missouri	23	3-8	1-3	5-8	0-3-3	3	0	2	0	0	12	

2021-22 GAME-BY-GAME STATISTICS

Opponent	GS	Min.	FG-A	3FG-A	FT-A	O-D-T	PF	A	TO	BLK	STL	PTS
Morehead State	25	5-14	2-7	0-0	1-3-4	1	0	0	0	2	12	
ULM	22	4-7	4-5	6-8	0-1-1	4	3	1	0	2	18	
at USF	22	4-9	2-5	5-8	0-2-2	4	1	1	0	2	15	
vs. UConn	* 37	7-16	2-4	11-16	0-0-0	4	1	1	0	5	27	
vs. Loyola Chicago	* 25	1-6	1-4	4-4	1-1-2	2	1	2	0	4	7	
vs. Syracuse	* 28	6-14	1-5	2-2	0-3-3	1	1	2	0	5	15	
UCF	* 29	3-11	1-6	4-5	0-2-2	3	2	0	0	1	11	
Yale	* 21	7-12	3-7	2-2	0-2-2	3	0	0	0	1	19	
vs. Nebraska	* 23	6-16	0-5	0-1	1-2-3	4	1	2	0	0	12	
North Alabama	* 20	2-9	0-4	0-1	0-4-4	4	1	3	0	0	4	
at Saint Louis	* 28	3-10	1-4	4-8	0-0-0	1	3	3	0	2	11	
Murray State	* 25	3-6	1-2	0-0	2-2-4	2	1	4	0	0	7	
LSU	* 24	2-4	1-3	4-6	0-3-3	3	2	2	0	4	9	
at South Carolina	* 21	1-4	0-0	0-0	1-2-3	3	1	3	0	2	2	
Florida	* 28	7-13	3-4	6-8	0-1-1	2	1	0	0	3	23	
at Alabama	* 31	5-12	1-5	2-6	1-7-8	2	3	1	0	3	13	
at Ole Miss	* 26	4-8	3-7	3-4	0-3-3	2	1	3	0	3	14	
Georgia	* 23	4-10	3-8	1-2	2-0-2	3	1	0	0	2	12	
Kentucky	* 33	4-6	3-5	6-7	2-2-4	0	0	1	0	0	17	
at Missouri	* 17	6-13	1-4	4-5	0-2-2	2	1	2	0	3	17	
Oklahoma	* 30	3-9	2-5	5-6	0-0-0	2	2	2	0	1	13	
Alabama	* 33	3-9	1-5	6-8	0-5-5	3	2	0	0	1	14	
at Georgia	* 33	8-22	1-7	3-5	0-4-4	3	0	2	0	2	20	
at Arkansas	* 33	1-7	0-1	0-2	0-2-2	4	1	3	0	2	2	
Texas A&M	* 27	4-11	0-5	3-4	2-2-4	2	3	1	0	2	11	
Vanderbilt	* 23	3-5	1-2	0-0	0-1-1	4	3	2	0	0	7	
at Florida	* 30	3-8	0-3	6-6	1-3-4	4	1	5	0	1	12	
Ole Miss	* 22	0-6	0-2	2-2	1-3-4	2	2	1	0	3	2	
at Tennessee	* 35	7-13	1-3	3-5	0-1-1	3	1	2	0	1	18	
at Mississippi State	* 31	4-8	1-3	5-5	0-2-2	1	3	4	0	3	14	
South Carolina	* 31	6-15	2-7	4-5	0-3-3	3	1	3	0	2	18	
vs. Texas A&M	* 26	0-14	0-6	0-0	3-3-6	2	0	3	1	1	0	
Jacksonville State	* 30	3-8	2-6	2-2	1-4-5	1	7	1	0	0	10	
Miami (Fla.)	* 33	4-10	1-6	3-4	0-3-3	2	1	4	1	1	12	

JOHNSON'S CAREER STATISTICS

SEASON	TEAM	Field Goals		3-Point		F-Throws		Rebounds				Scoring								
		GP-GS	MIN/AVG	FG-FGA	FG%	3FG-3FGA	3FG%	FT-FTA	FT%	OFF	DEF	TOT	AVG	PF-FO	A	TO	BLK	STL	PTS	AVG
2020-21	UGa	16-0	362/22.6	68-161	.422	24-62	.387	56-91	.615	11	33	44	2.8	45-0	19	34	3	29	216	13.5
2021-22	AUB	34-31	941/27.7	133-345	.386	45-155	.290	106-147	.721	19	78	97	2.9	87-0	53	62	2	64	417	12.3
TOTAL FOR AUB		34-31	941/27.7	133-345	.386	45-155	.290	106-147	.721	19	78	97	2.9	87-0	53	62	2	64	417	12.3
TOTAL		50-31	1303/26.1	201-506	.397	69-217	.318	162-238	.681	30	111	141	2.8	132-0	72	96	5	93	633	12.7

25

CHANDLER LEOPARD
G | 6-3 | 195 | Sr.
Athens, Ala.
(Athens HS)



#WAREAGLE

CAREER HONORS

- Two-Time SEC Academic Honor Roll (2020-21 and 2021-22)
- 2021 NABC Honors Court

JUNIOR (2021-22)

Member of the scout team ... Played in nine games of the season including minutes against Yale (12/4/21) and North Alabama (12/14/21) ... Tied his career high with 3-pointers versus ULM (11/12/21) and Ole Miss (2/23/22) ... AD Honor Roll student ... Named to the SEC Academic Honor Roll.

SOPHOMORE (2020-21)

Appeared in three games off the bench ... Made his collegiate debut against Texas Southern (12/15/20) ... Scored his first career points on a 3-pointer versus Troy (12/19/20) ... Also added an offensive rebound ... Saw action versus Appalachian State (12/22/20) ... Named to the SEC Academic Honor Roll and NABC Honors Court.

FRESHMAN (2019-20)

Did not see any game action ... Named to AD Honor Roll after maintaining a 3.5 or higher combined grade-point average for the previous spring and fall semesters.

HIGH SCHOOL

Averaged 14 points per game at Athens High School ... Four-year letterwinner ... Honored on the academic honor roll and finished in the Top 10 in his class ... Tied a program record with nine 3-pointers ... Tabbed all-area as a senior ... Played on the AAU circuit for Pro One Select ... Shot over 40 percent from deep during the summer of 2019 averaging 15 points per game at the HoopSeen Best of the South Tournament.

PERSONAL

Son of Larry and Shane and Leopard ... Has one sister, Emily ... Enrolled in the Ginn College of Engineering.

CAREER SUPERLATIVES

Points: 3 (three times)
Field Goals Made: 1 (three times)
Field Goals Attempted: 2 vs. Troy (12/19/20), vs. Yale (12/4/21)
3-Point Field Goals Made: 1 (three times)
3-Point Field Goals Attempted: 2 vs. Troy (12/19/20), vs. Yale (12/4/21)
Free Throws Made: None
Free Throws Attempted: None
Rebounds: 1 vs. Troy (12/19/20), vs. ULM (11/12/21)
Assists: None
Blocks: None
Steals: None
Minutes Played: 3 vs. Troy (12/19/20)
20-Point Games: None
10-Rebound Games: None
Double-Doubles: None
Dunks: None

2022-23 AUBURN MEN'S BASKETBALL

2019-20 GAME-BY-GAME STATISTICS												
Opponent	GS	Min.	FG-A	3FG-A	FT-A	O-D-T	PF	A	TO	BLK	STL	PTS
Ga. Southern	DNP											
Davidson	DNP											
South Alabama	DNP											
CSUN	DNP											
Colgate	DNP											
New Mexico	DNP											
Richmond	DNP											
Furman	DNP											
Saint Louis	DNP											
NC State	DNP											
Lehigh	DNP											
Lipscomb	DNP											
Mississippi State	DNP											
Vanderbilt	DNP											
Georgia	DNP											
Alabama	DNP											
Florida	DNP											
South Carolina	DNP											
Iowa State	DNP											
Ole Miss	DNP											
Kentucky	DNP											
Arkansas	DNP											
LSU	DNP											
Alabama	DNP											
Missouri	DNP											
Georgia	DNP											
Tennessee	DNP											
Ole Miss	DNP											
Kentucky	DNP											
Texas A&M	DNP											
Tennessee	DNP											

2020-21 GAME-BY-GAME STATISTICS												
Opponent	GS	Min.	FG-A	3FG-A	FT-A	O-D-T	PF	A	TO	BLK	STL	PTS
vs. Saint Joseph's	DNP											
vs. Gonzaga	DNP											
at UCF	DNP											
South Alabama	DNP											
vs. Memphis	DNP											
Texas Southern	1	0-0	0-0	0-0	0-0-0	0	0	0	0	0	0	0
Troy	3	1-2	1-2	0-0	1-0-1	0	0	0	0	0	0	3
Appalachian State	1	0-0	0-0	0-0	0-0-0	0	0	0	0	0	0	0
Arkansas	DNP											
at Texas A&M	DNP											
at Ole Miss	DNP											
Alabama	DNP											
at Georgia	DNP											
Kentucky	DNP											
at Arkansas	DNP											
at South Carolina	DNP											
Missouri	DNP											
at Baylor	DNP											
Georgia	DNP											
Ole Miss	DNP											
at Vanderbilt	DNP											
at Kentucky	DNP											
at LSU	DNP											
Florida	DNP											
Tennessee	DNP											
at Alabama	DNP											
Mississippi State	DNP											

2021-22 GAME-BY-GAME STATISTICS												
Opponent	GS	Min.	FG-A	3FG-A	FT-A	O-D-T	PF	A	TO	BLK	STL	PTS
Morehead State	1	0-0	0-0	0-0	0-0-0	0	0	0	0	0	0	0
ULM	1	1-1	1-1	0-0	0-1-1	0	0	0	0	0	0	3
at USF	DNP											
vs. UConn	DNP											
vs. Loyola Chicago	DNP											
vs. Syracuse	1	0-0	0-0	0-0	0-0-0	0	0	0	0	0	0	0
UCF	1	0-0	0-0	0-0	0-0-0	0	0	0	0	0	0	0
Yale	2	0-2	0-2	0-0	0-0-0	0	0	0	0	0	0	0
vs. Nebraska	DNP											
North Alabama	2	0-1	0-1	0-0	0-0-0	0	0	0	0	0	0	0
at Saint Louis	DNP											
Murray State	2	0-0	0-0	0-0	0-0-0	0	0	0	0	0	0	0
LSU	DNP											
at South Carolina	DNP											
Florida	DNP											
at Alabama	DNP											
at Ole Miss	DNP											
Georgia	DNP											
Kentucky	DNP											
at Missouri	DNP											
Oklahoma	DNP											
Alabama	1	0-0	0-0	0-0	0-0-0	0	0	0	0	0	0	0
at Georgia	DNP											
at Arkansas	DNP											
Texas A&M	DNP											
Vanderbilt	DNP											
at Florida	DNP											
Ole Miss	1	1-1	1-1	0-0	0-0-0	0	0	0	0	0	0	3
at Tennessee	DNP											
at Mississippi State	DNP											
South Carolina	DNP											
vs. Texas A&M	DNP											
Jacksonville State	DNP											
Miami (Fla.)	DNP											

LEOPARD'S CAREER STATISTICS																					
SEASON	TEAM	GP-GS	MIN/AVG	Field Goals		3-Point		F-Throws		Rebounds				Scoring							
				FG-FGA	FG%	3FG-3FGA	3FG%	FT-FTA	FT%	OFF	DEF	TOT	AVG	PF	FO	A	TO	BLK	STL	PTS	AVG
2020-21	AUB	3-0	4/1.4	1-2	.500	1-2	.500	0-0	.000	1	0	1	0.3	0-0	0	0	0	0	0	3	1.0
2021-22	AUB	9-0	13/1.5	2-5	.400	2-5	.400	0-0	.000	0	1	1	0.1	0-0	0	0	0	0	0	6	0.7
TOTAL		12-0	18/1.5	3-7	.429	3-7	.429	0-0	.000	1	1	2	0.2	0-0	0	0	0	0	0	9	0.8

14

PRESLEY PATTERSON
G | 5-11 | 175 | Fr.
Knoxville, Tenn.
(Knoxville Catholic HS)



#WAREAGLE

HIGH SCHOOL

Played basketball for head coach Michael Hutchens at Knoxville Catholic High School ... Helped lead the Fighting Irish to the school's first Division II-AA State Championship title as a sophomore in 2020 ... Named MVP of the championship game scoring a team-high 15 points on 5-of-7 shooting from 3-point range ... State runner-up and team ranked No. 2 in the state during his senior year ... Tallied 1,000 career points ... Participated in the Iverson Classic Tennessee Showcase and Main Event All-Star Game ... Played summer basketball for BMaze Elite UAA.

PERSONAL

Son of Brett and Jen Patterson ... Has three siblings: Mack, Ansley and Handje ... His adoptive brother, Handje Tamba from the Democratic Republic of the Congo, plays basketball at Weber State ... Is a Star Wars fan and enjoys critiquing movies in his spare time ... Enrolled in the Harbert College of Business.

2022-23 AUBURN MEN'S BASKETBALL





5

CHRIS MOORE
F | 6-6 | 230 | Jr.
West Memphis, Ark.
(West Memphis HS)

SOPHOMORE (2021-22)

Saw action in 25 contests averaging 1.7 points and 1.4 rebounds per game as a reserve ... Registered a season-and career-high 16 points in the team's win over ULM (12/12/21) ... Tied his career high with six rebounds versus Yale (12/4/21) ... Played in 11 SEC games with his best outing scoring five points and four rebounds on the road at South Carolina (1/4/22) ... Tallied two points and an assist versus Vanderbilt (2/16/22) ... Nine of his 13 boards in SEC play were on the offensive end ... Played in all three postseason games against Texas A&M (3/11/22) in the SEC Tournament and Jacksonville State (3/18/22) and Miami (3/20/22) in the NCAA Tournament.

FRESHMAN (2020-21)

Appeared in 25 games off the bench averaging 2.8 points, 2.0 rebounds and 0.5 assists in 11.2 minutes per game ... Shot 56.3 percent from the floor including 40 percent from beyond the arc ... His field-goal percentage was second best on the team and ranked 10th in the SEC among players with 40-or-more shot attempts ... Scored in 18-of-25 games played ... Recorded his first career points on an AND1 play after shooting 4-for-4 from the field including 3-for-3 from downtown against Saint Joseph's (11/26/20) ... Posted a then career-high 11 points in 14 minutes of action versus Missouri (1/26/21) ... Pulled down four-plus rebounds in four games including a career-best six boards against Troy (12/19/20).

HIGH SCHOOL

Rated as a four-star prospect by Rivals and a three-star prospect by 247Sports and ESPN ... Ranked as the No. 103 overall player in the country by Rivals and No. 122 by 247Sports ... The No. 3-ranked player out of the state of Arkansas by 247Sports and No. 5 by ESPN ... Named Arkansas Player of the Year following his senior season at West Memphis High School ... Four-time all-state selection including a first team nod as a senior ... Became the school's all-time leader in points and rebounds ... Only player in school history to play four seasons on the varsity squad ... Guided West Memphis to the Arkansas state championship game averaging 18.7 points and 16.3 rebounds per contest during the state playoffs ... Led team to the No. 1 overall ranking in the state of Arkansas ... Four-time all-conference player ... Honored as the 5A East Player of the Year averaging 17.2 points, 13 rebounds, 4.9 assists and 1.5 blocks per game, while shooting 63 percent during his junior campaign ... Played for Woodz Elite in the Nike EYBL ... Also averaged 17.7 points, 6.1 rebounds, 1.3 assists and 1.1 blocks per game on the AAU circuit ... Led his team to a No. 1 national ranking as a sophomore.

PERSONAL

Son of Chris and Shirley Moore ... Goes by the nickname, CMo ... Has one brother, Alvin Hawkins ... Enjoys playing NBA 2K and riding scooters ... Enrolled in the College of Liberal Arts.

CAREER SUPERLATIVES

Points: 16 vs. ULM (11/12/21)
Field Goals Made: 5 vs. ULM (11/12/21)
Field Goals Attempted: 9 vs. ULM (11/12/21)
3-Point Field Goals Made: 3 vs. Missouri (1/26/21)
3-Point Field Goals Attempted: 3 vs. Missouri (1/26/21)
Free Throws Made: 6 vs. ULM (11/12/21)
Free Throws Attempted: 6 vs. ULM (11/12/21)
Rebounds: 6 vs. Yale (12/4/21), vs. Troy (12/19/20)
Assists: 2 (three times)
Blocks: 2 vs. Yale (12/4/21)
Steals: 3 vs. Troy (12/19/20)
Minutes Played: 21 vs. ULM (11/12/21)
20-Point Games: None
10-Rebound Games: None
Double-Doubles: None
Dunks: 4

2020-21 GAME-BY-GAME STATISTICS

Opponent	GS	Min.	FG-A	3FG-A	FT-A	O-D-T	PF	A	TO	BLK	STL	PTS
vs. Saint Joseph's	12	2-2	0-0	3-3	2-0-2	1	2	1	0	0	7	
vs. Gonzaga	13	0-2	0-0	1-2	2-2-4	2	0	2	0	0	1	
at UCF	4	0-1	0-1	0-0	0-0-0	0	0	0	0	1	0	
South Alabama	13	2-4	1-2	0-0	2-3-5	1	0	3	1	1	5	
vs. Memphis	7	1-2	0-1	0-0	1-0-1	1	0	0	0	0	2	
Texas Southern	11	2-2	0-0	0-1	0-1-1	1	0	0	1	0	4	
Troy	14	4-5	0-1	0-1	4-2-6	3	0	2	0	3	8	
Appalachian State	15	1-2	0-0	0-0	1-0-1	2	0	1	0	0	2	
Arkansas	15	0-1	0-1	2-2	1-1-2	1	0	0	0	0	2	
at Texas A&M	11	0-1	0-0	0-0	0-0-0	1	0	0	0	0	0	
at Ole Miss	15	2-2	0-0	0-0	0-1-1	0	1	0	0	0	4	
Alabama	3	0-0	0-0	0-0	0-1-1	0	0	2	0	0	0	
at Georgia	DNP											
Kentucky	DNP											
at Arkansas	12	1-3	0-0	1-3	2-1-3	0	1	0	0	0	3	
at South Carolina	9	1-1	0-0	0-0	1-0-1	2	1	0	0	0	2	
Missouri	14	4-4	3-3	0-0	1-0-1	0	0	0	0	0	11	
at Baylor	7	1-1	0-0	2-3	2-0-2	0	0	0	0	0	4	
Georgia	14	2-3	1-2	0-0	1-2-3	3	2	2	0	1	5	
Ole Miss	7	0-0	0-0	0-0	0-0-0	1	1	0	1	0	0	
at Vanderbilt	10	1-3	1-2	0-0	1-0-1	2	0	3	0	0	3	
at Kentucky	8	1-1	0-0	0-0	2-0-2	1	1	0	1	0	2	
at LSU	9	0-1	0-0	0-0	0-4-4	1	1	0	1	0	0	
Florida	17	0-1	0-1	2-2	1-1-2	2	0	0	1	1	2	
Tennessee	17	0-1	0-0	0-0	1-1-2	1	1	1	0	1	0	
at Alabama	9	0-0	0-0	0-2	1-2-3	1	0	1	0	0	0	
Mississippi State	14	2-5	0-1	0-0	2-1-3	1	1	0	0	0	4	

2021-22 GAME-BY-GAME STATISTICS

Opponent	GS	Min.	FG-A	3FG-A	FT-A	O-D-T	PF	A	TO	BLK	STL	PTS
Morehead State	15	2-2	0-0	0-0	0-1-1	2	1	0	0	0	4	
ULM	21	5-9	0-1	6-6	2-2-4	1	0	1	0	0	16	
at USF	8	0-2	0-1	0-0	0-0-0	0	0	1	0	1	0	
vs. UConn	13	0-0	0-0	0-0	1-0-1	3	0	0	0	0	0	
vs. Loyola Chicago	13	1-3	0-0	0-0	3-1-4	1	0	1	0	0	2	
vs. Syracuse	15	1-2	0-1	2-4	1-1-2	1	2	0	0	2	4	
UCF	5	0-0	0-0	0-0	0-1-1	0	0	2	0	0	0	
Yale	17	2-4	0-0	1-2	2-4-6	2	0	0	2	2	5	
vs. Nebraska	DNP											
North Alabama	12	1-4	0-1	0-0	1-1-2	0	0	2	0	0	2	
at Saint Louis	7	0-0	0-0	0-0	0-0-0	2	1	0	0	1	0	
Murray State	3	0-1	0-1	0-0	0-0-0	1	0	0	0	0	0	
LSU	8	1-2	0-0	0-0	2-2-4	1	0	1	0	0	2	
at South Carolina	9	2-4	0-0	1-3	3-1-4	1	0	2	1	0	5	
Florida	3	0-0	0-0	0-0	0-1-1	0	0	0	1	1	0	
at Alabama	DNP											
at Ole Miss	DNP											
Georgia	4	0-0	0-0	0-0	0-0-0	0	0	0	0	0	0	
Kentucky	DNP											
at Missouri	DNP											
Oklahoma	1	0-0	0-0	0-0	0-0-0	0	0	1	0	0	0	
Alabama	1	0-0	0-0	0-0	0-0-0	0	0	1	0	0	0	
at Georgia	3	0-0	0-0	0-0	0-0-0	1	0	0	0	0	0	
at Arkansas	8	0-1	0-0	0-0	2-0-2	2	1	1	0	0	0	
Texas A&M	2	0-0	0-0	0-0	0-0-0	0	0	0	0	0	0	
Vanderbilt	2	1-1	0-0	0-0	0-0-0	1	1	0	0	0	0	
at Florida	DNP											
Ole Miss	DNP											
at Tennessee	DNP											
at Mississippi State	DNP											
South Carolina	6	0-1	0-0	0-0	2-0-2	0	0	2	0	1	0	
vs. Texas A&M	2	0-0	0-0	0-0	0-0-0	0	0	0	0	0	0	
vs. Jacksonville St.	1	0-0	0-0	0-0	1-0-1	0	0	0	0	0	0	
vs. Miami (Fla.)	1	0-0	0-0	0-0	0-0-0	0	0	0	0	0	0	

#WAREAGLE

2022-23 AUBURN MEN'S BASKETBALL

MOORE'S CAREER STATISTICS

		Field Goals		3-Point		F-Throws		Rebounds				Scoring								
SEASON	TEAM	GP-GS	MIN/AVG	FG-FGA	FG%	3FG-3FGA	3FG%	FT-FTA	FT%	OFF	DEF	TOT	AVG	PF-FO	A	TO	BLK	STL	PTS	AVG
2020-21	AUB	25-0	281/11.3	27-48	.563	6-15	.400	11-19	.579	28	23	51	2.0	28-0	12	18	6	8	71	2.8
2021-22	AUB	25-0	185/7.4	16-37	.432	0-5	.000	10-15	.667	20	15	35	1.4	19-0	6	15	4	8	42	1.7
TOTAL		50-0	467/9.3	43-85	.506	6-20	.300	21-34	.618	48	38	86	1.7	47-0	18	33	10	16	113	2.3



20

CARTER SOBERA
 G | 6-5 | 200 | Jr.
 Birmingham, Ala.
 (Mountain Brook HS)

CAREER HONORS

• 2021-22 SEC Academic Honor Roll

SOPHOMORE (2021-22)

Member of the scout team ... Played in four games of the season including minutes against Nebraska (12/11/21) ... Made his collegiate debut grabbing one rebound versus UCF (12/1/21) ... Brought down a career-high two boards and went to the free throw line against Yale (12/4/21) ... Scored his first career points against rival Alabama (2/1/22) ... AD Honor Roll student ... Named to the SEC Academic Honor Roll.

FRESHMAN (2020-21)

Did not see any game action.

HIGH SCHOOL

Played at Mountain Brook High School ... Won a state championship during his junior year ... Team was runner-up during his senior year ... Honored on the all-metro, all-regional and all-state tournament team ... Played on the AAU circuit with the Birmingham Raptors.

PERSONAL

Son of Scott and Jenny Sobera ... Enrolled in the Harbert College of Business.

CAREER SUPERLATIVES

Points: 3 vs. Alabama (2/1/22)
Field Goals Made: 1 vs. Alabama (2/1/22)
Field Goals Attempted: 1 vs. Alabama (2/1/22)
3-Point Field Goals Made: None
3-Point Field Goals Attempted: None
Free Throws Made: 1 vs. Alabama (2/1/22)
Free Throws Attempted: 2 vs. Yale (12/4/21)
Rebounds: 2 vs. Yale (12/4/21)
Assists: None
Blocks: None
Steals: 1 vs. Yale (12/4/21)
Minutes Played: 2 vs. Yale (12/4/21)
20-Point Games: None
10-Rebound Games: None
Double-Doubles: None

2020-21 GAME-BY-GAME STATISTICS

Opponent	GS	Min.	FG-A	3FG-A	FT-A	O-D-T	PF	A	TO	BLK	STL	PTS
vs. Saint Joseph's	DNP											
vs. Gonzaga	DNP											
at UCF	DNP											
South Alabama	DNP											
vs. Memphis	DNP											
Texas Southern	DNP											
Troy	DNP											
Appalachian State	DNP											
Arkansas	DNP											
at Texas A&M	DNP											
at Ole Miss	DNP											
Alabama	DNP											
at Georgia	DNP											
Kentucky	DNP											
at Arkansas	DNP											
at South Carolina	DNP											
Missouri	DNP											
at Baylor	DNP											
Georgia	DNP											
Ole Miss	DNP											
at Vanderbilt	DNP											
at Kentucky	DNP											
at LSU	DNP											
Florida	DNP											
Tennessee	DNP											
at Alabama	DNP											
Mississippi State	DNP											

2021-22 GAME-BY-GAME STATISTICS

Opponent	GS	Min.	FG-A	3FG-A	FT-A	O-D-T	PF	A	TO	BLK	STL	PTS
Morehead State	DNP											
ULM	DNP											
at USF	DNP											
vs. UConn	DNP											
vs. Loyola Chicago	DNP											
vs. Syracuse	DNP											
UCF	1	0-0	0-0	0-0	0-1-1	1	0	1	0	0	0	0
Yale	2	0-0	0-0	0-2	0-2-2	0	0	0	0	1	0	0
vs. Nebraska	1	0-0	0-0	0-0	0-1-1	0	0	0	0	0	0	0
North Alabama	DNP											
at Saint Louis	DNP											
Murray State	DNP											
LSU	DNP											
at South Carolina	DNP											
Florida	DNP											
at Alabama	DNP											
at Ole Miss	DNP											
Georgia	DNP											
Kentucky	DNP											
at Missouri	DNP											
Oklahoma	DNP											
Alabama	1	1-1	0-0	1-1	0-0-0	0	0	0	0	0	0	3
at Georgia	DNP											
at Arkansas	DNP											
Texas A&M	DNP											
Vanderbilt	DNP											
at Florida	DNP											
Ole Miss	DNP											
at Tennessee	DNP											
at Mississippi State	DNP											
South Carolina	DNP											
vs. Texas A&M	DNP											
vs. Jacksonville St.	DNP											
vs. Miami (Fla.)	DNP											

#WAREAGLE

SOBERA'S CAREER STATISTICS

SEASON	TEAM	GP-GS	MIN/AVG	Field Goals		3-Point		F-Throws		Rebounds				Scoring						
				FG-FGA	FG%	3FG-3FGA	3FG%	FT-FTA	FT%	OFF	DEF	TOT	AVG	PF-FO	A	TO	BLK	STL	PTS	AVG
2021-22	AUB	4-0	6/1.6	1-1	1.000	0-0	.000	1-3	.333	0	4	4	1.0	1-0	0	1	0	1	3	0.8
TOTAL		4-0	6/1.6	1-1	1.000	0-0	.000	1-3	.333	0	4	4	1.0	1-0	0	1	0	1	3	0.8

2022-23 AUBURN MEN'S BASKETBALL



21

YOHAN TRAORE
 F | 6-10 | 225 | Fr.
 Tours, France
 (Dream City Christian School [Ariz.]

"I have great respect for players like Yohan, who come to the U.S. to pursue their academic and athletic dreams, far away from their families. Talk about a cultural fit to our program. Yohan is humble and hungry. He is incredibly disciplined, a hard worker and wants to be coached. He has tremendous upside because of his effort, his attitude, his size and his skill level." – Head Coach Bruce Pearl

HIGH SCHOOL

One of the nation's top prospects out of Dream City Christian School in Glendale, Ariz ... Ranked No. 8 overall in the Class of 2022 by Rivals and Sports Illustrated and No. 15 by 247Sports ... The top-ranked player in the state of Arizona ... Previously starred at Prolific Prep of Napa Christian High School in Napa, Calif. ... Played AAU Basketball with Dream Vision averaging 25 points and 14 rebounds per game as the team went on to win the adidas Boys 3SSB Championship in Summer of 2021 ... Member of the U15 and U16 French National Teams ... Received invitations to participate in the Nike Hoop Summit (2022), Allen Iverson Roundball Classic (2022), Pangos All-American Camp (2021) and NBPA Top 100 Camp (2021).

PERSONAL

Son of Mah Bana Traore ... Has three brothers, Marvynn, Aymerick and Christ Layvinn ... Has one sister, Yvanna ... Second-highest ranked recruit to sign with Auburn behind All-American Jabari Smith ... Enjoys hanging out with his friends and drawing ... Enrolled in the Harbert College of Business.

10

CHANCE WESTRY

G | 6-6 | 190 | Fr.
Harrisburg, Pa.

(AZ Compass Prep School [Ariz.]



#WAREAGLE

“Chance is a long, active defender with a really high basketball IQ. He can get downhill and score through traffic, but is a really willing passer. Chance has tremendous upside and wants to be great.”

– Head Coach Bruce Pearl

HIGH SCHOOL

A consensus four-star prospect ranked No. 26 overall by Rivals, No. 32 by ESPN and No. 38 by 247Sports ... Averaged 13.8 points, 3.4 rebounds, 3.3 assists and 1.3 steals for No. 3 nationally-ranked AZ Compass Prep School in Phoenix, Ariz. ... Led the Dragons to the quarterfinals of the GEICO High School Nationals ... Transferred from Sierra Canyon School in Chatsworth, Calif., where he averaged 14.2 points per game as a junior ... Previously began his career at Trinity High School in Camp Hill, Penn. ... Averaged 24.1 points, 5.3 rebounds and 3.1 assists per game and earned Class 3A Player of the Year honors during his sophomore campaign ... Surpassed 1,000 career points in just two seasons at Trinity, leading the Shamrocks to a 22-3 overall record as a freshman ... One of 50 high school players nationally to be named to the 2022 Jersey Mike's Naismith High School Trophy Boys Watch List ... Received an invitation to play for the USA Basketball Junior National Team.

PERSONAL

Son of Ersell Westry and Carolyn Wallace ... Has four siblings: China, Cody, Chakka and Trenton ... Enjoys cooking, fashion and music ... Enrolled in the College of Liberal Arts.

2022-23 AUBURN MEN'S BASKETBALL





2

JAYLIN WILLIAMS

F | 6-8 | 230 | Sr.
Nahunta, Ga.
(Brantley County HS)

CAREER HONORS

• Two-Time SEC Academic Honor Roll (2020-21 and 2021-22)

JUNIOR (2021-22)

One of the team's top reserves seeing action in 31 games of the season averaging 5.6 points, 2.7 rebounds and 0.5 blocks per game ... Connected on 27-of-33 free-throw attempts (.818) ... Had six double-digit scoring efforts including a season-high 14 points against Florida (1/8/22) ... Snagged nine points and seven boards in a win over Syracuse in the Battle 4 Atlantis (11/26/21) ... Tallied 4.4 points and 2.6 rebounds per game in SEC play ... Turned in 13 points and five rebounds in 16 minutes of play in the team's first meeting with Georgia (1/19/22) ... Tied his career high with 11 rebounds in just 16 minutes versus Texas A&M (2/12/22) ... Netted eight points in just 12 minutes off the bench against Vanderbilt (2/16/22) ... Scored eight points including two 3-pointers before suffering a mouth injury early in the second half versus Jacksonville State in the NCAA First Round (3/18/22) ... Recorded a team-high 12 points on 5-of-8 shooting from the field before fouling out against Miami (Fla.) in the NCAA Second Round (3/20/22) ... Named to the SEC Academic Honor Roll.

SOPHOMORE (2020-21)

Started all 27 games of the season and was one of the team's go-to options offensively ... Averaged 10.9 points, 4.7 rebounds, 2.0 assists and 1.4 blocks in 26.4 minutes per game ... Was among the SEC's most-improved players after raising his scoring output (+8.5) from 2.4 points per game as a freshman to 10.9 points per tilt as a sophomore ... His 1.44 blocks per game ranked sixth in the SEC ... One of 12 players (one of just three underclassmen) in the country to have 250 points, 50 assists, 35 blocks and 15 steals ... Scored in double figures 16 times including two 20-point outings ... Blocked two-or-more shots in 13 games including nine of his last 16 ... Averaged 10.7 points, 4.2 rebounds, 1.8 assists and 1.4 blocks per game in SEC play ... Made his first career start and posted his first career double-double with 18 points and a career-best 11 rebounds leading Auburn to an overtime victory against Saint Joseph's (11/26/20) ... Registered a career-high 24 points on 6-of-10 shooting from downtown at Ole Miss (1/6/21) ... Made a career-high five blocks at Georgia (1/13/21) ... Named to the SEC Academic Honor Roll.

FRESHMAN (2019-20)

Appeared in 14 games off the bench including eight in SEC play ... Averaged 2.4 points, 1.8 rebounds, 0.4 assists, 0.4 blocks and 0.4 assists in 7.1 minutes per game ... Team's top contributor off the bench during the final five games of the season, where he averaged 4.2 points and 3.0 rebounds per game ... Shot a 53 percent clip in 13 minutes per contest ... Saw 16 minutes of action tallying six rebounds, two steals and an assist at Georgia (2/19/20) ... Scored a then career-high eight points and added three steals versus Tennessee (2/22/20).

HIGH SCHOOL

Rated a four-star recruit by both Rivals and 247Sports ... Tabbed as the No. 109 overall prospect in the Class of 2019 by Rivals and No. 120 by 247Sports ... The No. 4-ranked player in the state of Georgia by 247Sports ... Played for Brantley County High School where he was a first team all-state selection as a junior and senior ... Averaged 25 points and 14 rebounds per game ... Also lettered in football and was a wide receiver ... Played for Game Elite on the adidas circuit averaging 11.9 points, 4.9 rebounds and 1.9 assists per game, while shooting 63 percent from the floor ... Produced stat lines of 31 points, 14 assists and 11 rebounds and 27 points, 13 rebounds and four blocks for Game Elite.

PERSONAL

Son of Shantel Williams ... Is an only child ... Enrolled in the School of Kinesiology.

CAREER SUPERLATIVES

Points: 24 at Ole Miss (1/6/21)
Field Goals Made: 9 vs. Georgia (2/2/21)
Field Goals Attempted: 14 (three times)
3-Point Field Goals Made: 6 at Ole Miss (1/6/21)
3-Point Field Goals Attempted: 10 at Ole Miss (1/6/21)
Free Throws Made: 8 vs. Tennessee (2/27/21)
Free Throws Attempted: 10 vs. Tennessee (2/27/21)
Rebounds: 11 vs. Texas A&M (2/12/22), vs. Saint Joseph's (11/26/20)
Assists: 8 vs. Memphis (12/12/20)
Blocks: 5 at Georgia (1/13/21)
Steals: 3 vs. Tennessee (2/22/20)
Minutes Played: 37 vs. Saint Joseph's (11/26/20)
20-Point Games: 2
10-Rebound Games: 3
Double-Doubles: 1
Dunks: 33



BRUCE PEARL

Head Coach
Boston College '82
Ninth Season

CAREER HONORS

- Three-Time SEC Coach of the Year (2006, 2008 and 2022)
- Three-Time Horizon League Coach of the Year (2002, 2003 and 2005)
- Two-Time GLVC Coach of the Year (1993 and 1994)
- 2019 NCAA Final Four appearance
- 2009 Maccabi Games Gold Medalist (Team USA)
- 2008 Adolph Rupp Cup Award recipient
- 2006 Sporting News Coach of the Year
- 1995 NABC Division II Coach of the Year
- 1995 NCAA Division II National Championship

Auburn Head Coach Bruce Pearl enters his ninth season on The Plains.

He has guided the Tigers to over 150 wins in eight seasons, the program's first-ever No. 1 ranking in both national polls and a memorable run to the NCAA Final Four in 2019.

Pearl's accomplishments also include three Southeastern Conference Regular Season Championships, one SEC Tournament Championship and four NCAA Tournament berths with the Tigers.

Last season, Auburn posted a 28-6 overall record - the third-most wins in school history, turned in the program's first-ever undefeated season at home at Neville Arena (16-0) and earned a No. 2 seed in the NCAA Tournament.

The Tigers finished the historic campaign ranked No. 8 in the final Associated Press Poll and No. 14 in the final USA TODAY/Coaches Poll. They also finished No. 13 overall in the final NCAA Men's Basketball NET Rankings.

The postseason saw two of its very own drafted in the NBA First Round with All-American Jabari Smith being selected No. 3 overall by the Houston Rockets and All-American Walker Kessler selected No. 22 overall by the Memphis Grizzlies (traded to Minnesota Timberwolves and Utah Jazz).

Smith took home National Freshman of the Year honors, while Kessler was tabbed National Defensive Player of the Year. Both joined Chuma Okeke (No. 16 overall in 2019), Isaac Okoro (No. 5 overall in 2020), JT Thor (No. 37 overall in 2021) and Sharife Cooper (No. 48 overall in 2021) as Tigers drafted into the NBA and developed by Pearl and his coaching staff.

Off-the-court, Auburn was one of six NCAA Division I men's basketball programs to finish in the Top 25 of the Final Associated Press Top 25 Poll and achieve a 3.0 or higher team grade-point average. during the 2021-22 season.

The Tigers were among nine schools to sell out all of its home games during the 2021-22 season.

Since he arrived at Auburn for the 2014-15 season, Pearl has produced one of the biggest turnarounds in the college basketball landscape. Prior to his arrival, Auburn has an average RPI of 191.8.

In the past four seasons, the Tigers finished their campaign 16th, 13th, 27th and 11th respectively in the final RPI.

His teams have been just as successful off the court as Auburn has had 31 graduates since 2014 - the most in the SEC.

The 2018-19 season was arguably the greatest season in Auburn basketball history. The Tigers won 30 games for the first time ever en route to becoming the first team from the state of Alabama to reach the Final Four.

During Auburn's historic March Madness run in the 2018-19 season, the Tigers became the first team ever to knock off the three winningest programs in college basketball history in succession - Kansas, North Carolina and Kentucky.

In 27 seasons as a head coach, he has guided his teams to the NCAA Tournament 20 times (would have been 21 if not for the cancellation of 2020 season) and a 616-243 (.717) winning record.

Pearl is the only head coach (football or men's basketball) in SEC history to lead two programs to a No. 1 national ranking (Auburn in 2022 and Tennessee in 2008).

Additionally, he is just one of three head coaches to take four programs (three at the Division I level) to the Sweet 16, joining Lon Kruger and Eddie Sutton.

Pearl became the 21st fastest coach to 500 wins in his 691st game in Auburn's 78-74 win over LSU on Jan. 19, 2017. He reached the historic mark between a pair of Hall of Famers, just behind Lute Olson and ahead of Nolan Richardson.

Pearl's impact is also continually felt in the community. When he isn't out buying lunch for students on campus or dropping into

Auburn sports reporting classes, he can be found spreading the word of Auburn basketball at Auburn Alumni events throughout the Southeast. And if he isn't there, there is a good chance he is in the stands supporting one of the other Auburn programs.

Pearl and his wife, Brandy, also remain committed to giving back to those in Alabama as they have raised over \$1 million in only five golf tournaments at Auburn for Children's Harbor in Birmingham, benefitting children with serious illnesses and their families.

Pearl started AUTLIVE at Auburn in 2015-16 to benefit cancer patients in the fight to beat cancer. AUTLIVE raises the awareness of cancer prevention and detection white t-shirt sales in 2016, orange t-shirt sales in 2017 and blue t-shirt sales in 2018 along with donations raise money to benefit cancer patients.

An ambassador for the university, Pearl's selfless community service work and generous stewardship made him one of the most influential public figures in the states of Alabama and Tennessee.

He was given the "Spirit of Auburn" Award in the spring of 2015 and was named "Knoxvillian of the Year" by Knoxville Metro Pulse in 2008 and also received the prestigious "Knoxville Award" in 2010. The UT basketball program also earned the UT Men's Community Outreach Team Award twice in his six seasons.

Pearl realized a lifelong dream in the summer of 2008 when his country called upon him to serve as head coach of Maccabi USA's open men's basketball team at the 18th World Maccabiah Games in Israel. He led the American squad to the gold medal for just the third time in 24 years, toppling favored Israel in the title game.

His 27 years of coaching experience covers four stops. Pearl began his head coaching career with a nine-year stay at Southern Indiana, taking the program to the NCAA Tournament each season, going 231-46 (.834) from 1992-2001.

From there he made the move to Wisconsin-Milwaukee, taking the Panthers to the NIT once and the NCAA Tournament twice, including a 2005 Sweet 16 appearance.

After compiling an 86-38 (.694) record at Milwaukee, Tennessee tabbed him as its leader in 2005 and he responded by taking the program to six straight NCAA Tournament appearances, two Sweet Sixteens (2007, 2008) and the 2010 Elite Eight, which was the most successful six-year run in Volunteers history.

Pearl's coaching career began at his alma mater, Boston College, as a student assistant coach to the legendary Dr. Tom Davis. After 14 seasons seated to the right of Davis, the 32-year-old Pearl embarked on his own head coaching career.

But Pearl's first break came during his undergraduate career at BC when Davis offered him a position of student assistant in 1978. In 1981, the Eagles won the Big East Conference championship and reached the Sweet Sixteen of the NCAA Tournament. The following season, BC advanced to the Elite Eight.

When Davis moved on to Stanford in 1982, Pearl joined his staff as an assistant coach and then, at the age of 23, was promoted to associate head coach for the Cardinal. While in Palo Alto, Calif., they ended a streak of 20 consecutive losing seasons with a 19-12 overall record in 1983-84, laying the groundwork for a resurgence in Stanford Basketball.

During that time, they recruited four players who were drafted by the NBA, including Todd Lichti, who finished his career as Stanford's all-time leading scorer with 2,336 career points.

After four seasons on the West Coast, Pearl followed Davis to Iowa in 1986. Over the course of the next six seasons, the Hawkeyes received five NCAA Tournament berths while compiling a 129-63 overall record. In 1987, the Hawkeyes recorded a 30-5 mark and advanced to the Elite Eight before falling to UNLV.

And in 1988, Pearl was recognized as one of the top Division I assistants in the country by Basketball Weekly while helping direct the Hawkeyes to the Sweet 16.

His six seasons in Iowa City helped produce 11 NBA draft picks for the Hawkeyes, including Brad Lohaus, Kevin Gamble, B.J. Armstrong, Roy Marble and Acie Earl.

Pearl's first head coaching opportunity came at Southern Indiana, a Division II school located in Evansville, Ind.

A native of Boston, Mass., Pearl received his bachelor's degree in business administration from Boston College in 1982, graduating cum laude. He has two daughters: Jacqui and Leah, two sons: Steven and Michael, one granddaughter: Chaya and one grandson: Jaden.

Pearl is married to the former Brandy Miller of Sevierville, Tenn.



BRUCE PEARL CAREER COACHING RECORD VS. OPPONENTS

Team	Overall	H	A	N	First/Last	Team	Overall	H	A	N	First/Last
Abilene Christian	2-0	1-0	—	1-0	1999/2000	Green Bay	6-2	4-0	2-2	—	2002/2005
Air Force	1-1	1-0	0-1	—	2004/2004	Harvard	0-1	—	—	0-1	2015/2015
Alabama ##	12-10	6-4	4-5	2-1	2005/2022	Hawai'i	1-1	—	1-1	—	2005/2015
Alabama A&M	1-0	1-0	—	—	2005/2005	Henderson State	1-0	—	1-0	—	2000/2000
American	1-0	—	—	1-0	2008/2008	Hillsdale	1-0	—	—	1-0	1994/1995
Appalachian State	2-0	2-0	—	—	2005/2021	Hofstra	1-0	—	—	1-0	2017/2017
Arizona	1-0	—	—	1-0	2018/2018	Huntington	1-0	1-0	—	—	2000/2000
Arkansas	9-9	4-4	4-4	1-1	2006/2022	Idaho State	1-0	—	—	1-0	2003/2003
Arkansas-Monticello	1-0	1-0	—	—	2007/2007	Illinois	0-1	—	—	0-1	2005/2005
Armstrong State	1-0	1-0	—	—	1998/1998	UIC	6-5	5-1	1-3	0-1	2002/2005
Ashland	6-0	3-0	3-0	—	1993/1995	Indiana-South Bend	1-0	1-0	—	—	1995/1995
Auburn	5-2	3-0	1-2	1-0	2006/2011	Indiana State	2-0	—	—	2-0	2002/2017
Austin Peay	1-0	1-0	—	—	2009/2009	Indiana Wesleyan	1-0	1-0	—	—	1995/1995
Baylor	0-1	—	0-1	—	2021/2021	Indiana Tech	1-0	1-0	—	—	1992/1992
Bellarmine	19-1	10-1	7-0	2-0	1993/2001	IPFW	17-1	10-0	7-1	—	1993/2001
Belmont	3-0	3-0	—	—	2008/2010	IUPUI	2-0	1-0	1-0	—	1994/1994
Boise State	0-1	—	0-1	—	2004/2004	Indianapolis	14-4	9-0	4-4	1-0	1993/2001
Boston College	1-1	—	—	1-1	2005/2016	Iowa State	1-1	1-0	0-1	—	2001/2020
Bradley					First Meeting	Jacksonville State	1-0	—	—	1-0	2022/2022
Butler	7-4	5-1	1-2	1-1	2002/2008	Kansas	2-2	1-0	0-1	1-1	2004/2019
UC Riverside	1-0	—	—	1-0	1995/1995	Kentucky	10-16	8-4	1-10	1-2	2006/2022
Cal State Bakersfield	0-1	—	—	0-1	1994/1994	Kentucky State	5-1	3-0	2-1	—	1993/1995
Cal State Northridge	1-0	1-0	—	—	2019/2019	Kentucky Wesleyan	11-16	8-2	2-12	1-2	1993/2001
CSUSB	1-0	—	—	1-0	1996/1996	Lehigh	1-0	1-0	—	—	2019/2019
Cameron	1-0	—	—	1-0	1994/1994	Lemoyne-Owen College	1-0	1-0	—	—	1999/1999
Campbellsville	1-0	1-0	—	—	1993/1993	Lewis	15-3	10-0	4-3	1-0	1993/2001
Central Oklahoma	1-1	0-1	—	1-0	1995/1997	Liberty					Potential First Meeting
Central Washington	0-1	—	—	0-1	1999/1999	Lincoln	1-0	1-0	—	—	1999/1999
Charlotte	1-1	1-0	0-1	—	2010/2010	Lipscomb	2-0	2-0	—	—	2005/2019
Chicago State	2-0	1-0	1-0	—	2001/2003	Long Beach State	1-0	—	—	1-0	2007/2007
Clemson	0-2	—	0-1	0-1	2014/2018	Louisiana	5-0	4-0	1-0	—	2005/2014
Cleveland State	7-1	4-0	3-1	—	2002/2005	ULM	1-0	1-0	—	—	2021/2021
Coastal Carolina ##	1-1	0-1	1-0	—	2014/2016	LSU ##	10-7	5-3	3-3	2-1	2006/2021
Colgate	1-0	1-0	—	—	2019/2019	Louisville	0-2	—	0-1	0-1	2001/2008
College of Charleston	2-1	1-1	—	1-0	2009/2018	Loyola Chicago	9-1	4-1	4-0	1-0	2002/2021
Colorado	0-3	0-1	0-2	—	2001/2015	Maine	1-0	—	—	1-0	2002/2002
Columbus State	1-0	—	—	1-0	1997/1997	Manhattan	1-1	0-1	1-0	—	2004/2004
Concordia St. Paul	2-0	2-0	—	—	2001/2003	Marquette	1-0	—	—	1-0	2008/2008
Connecticut ##	1-2	1-0	0-0	0-2	2011/2021	Mars Hill	1-0	1-0	—	—	1996/1996
Coppin State	1-0	1-0	—	—	2006/2006	Memphis	5-2	3-1	1-1	1-0	2006/2021
Cornell	1-0	1-0	—	—	2017/2017	Mercer ##	1-0	1-0	—	—	2015/2016
Davidson	1-0	—	—	1-0	2019/2019	Miami (Fla.)	0-1	—	—	0-1	2022/2022
Dayton	2-0	1-0	1-0	—	2017/2018	Michigan	0-1	—	—	0-1	2011/2011
Denver	1-0	—	—	1-0	1996/1996	Michigan State	0-1	—	—	0-1	2010/2010
DePaul	1-0	—	—	1-0	2009/2009	Michigan Tech	1-0	—	—	1-0	2000/2000
Detroit	8-2	3-1	4-1	1-0	2002/2005	MTSU	7-1	4-0	2-1	1-0	2006/2017
Duke	0-1	—	—	0-1	2018/2018	Milwaukee	1-0	1-0	—	—	2014/2014
East Carolina	1-0	—	—	1-0	2009/2009	Minnesota-Duluth	1-0	1-0	—	—	1997/1997
Eastern Kentucky	2-0	2-0	—	—	2005/2016	Mississippi College	1-0	1-0	—	—	2018/2018
ETSU	3-0	3-0	—	—	2005/2009	Mississippi State ##	11-5	4-2	6-2	1-1	2006/2022
Ferris State	2-0	2-0	—	—	1999/2000	Mississippi Valley State	2-0	1-0	1-0	—	2002/2002
Florida	11-12	7-3	3-8	1-1	2006/2022	Missouri ##	6-5	2-0	3-4	1-1	1992/2022
Florida Tech	1-0	1-0	—	—	1997/1997	Missouri-St. Louis	9-0	4-0	5-0	—	1996/2001
FIU	1-0	—	—	1-0	2002/2002	Missouri Southern State	1-1	1-1	—	—	1993/2000
Fordham	1-0	—	—	1-0	2006/2006	Missouri State	1-0	1-0	—	—	2010/2010
Furman	1-0	1-0	—	—	2019/2019	Montana	1-0	1-0	—	—	2003/2003
Gardner-Webb	1-0	1-0	—	—	2017/2017	Morehead State	1-0	1-0	—	—	2021/2021
Georgetown	1-0	—	—	1-0	2008/2008	Murray State	5-0	3-0	1-0	1-0	2005/2021
George Mason	1-0	1-0	—	—	2017/2017	Nebraska	1-0	—	—	1-0	2021/2021
Georgia	20-9	11-4	9-5	—	2002/2022	Nebraska-Omaha	1-0	—	—	1-0	2001/2001
Georgia Southern	2-0	2-0	—	—	2015/2019	New Hampshire	2-0	—	—	2-0	1994/1995
Georgia State	1-0	1-0	—	—	2016/2016	New Mexico	2-0	—	—	2-0	2015/2019
Gonzaga	1-3	0-1	—	1-2	2007/2021	New Mexico State	1-0	—	—	1-0	2019/2019
Grace	1-0	1-0	—	—	1995/1995	Norfolk State	2-0	1-0	—	1-0	1995/2017
Graceland	2-0	2-0	—	—	1992/1993	North Alabama	2-0	2-0	—	—	2014/2021
Grand Canyon	1-0	1-0	—	—	1992/1992	North Carolina	1-1	—	—	1-1	2006/2019

BRUCE PEARL CAREER COACHING RECORD VS. OPPONENTS

Team	Overall	H	A	N	First/Last
North Carolina A&T	2-0	2-0	—	—	2007/2009
NC State	1-2	1-0	0-2	—	2003/2019
North Florida	2-0	2-0	—	—	2016/2018
Northern Kentucky	15-7	7-2	4-4	4-1	1993/2001
Northern Michigan	0-1	0-1	—	—	1993/1993
Northern State	1-0	—	—	1-0	1997/1997
Northwestern					Potential First Meeting
Northwestern State	1-0	1-0	—	—	2015/2015
Northwood	1-0	—	—	1-0	1999/1999
Notre Dame	0-1	—	—	0-1	2003/2003
Oakland	1-1	1-0	0-1	—	1997/1997
Oakland City	4-0	4-0	—	—	1997/2000
Ohio	1-0	—	—	1-0	2010/2010
Ohio State	2-2	1-0	0-1	1-1	2007/2010
Oklahoma ##	1-0	1-0	—	0-0	2016/2021
Oklahoma City	1-0	—	—	1-0	1995/1995
Oklahoma State	1-3	0-1	—	1-2	2005/2016
Ole Miss	11-11	6-5	4-6	1-0	2006/2022
Olivet Nazarene	1-0	1-0	—	—	1996/1996
Oregon State	1-0	—	—	1-0	2014/2014
Pikeville	1-0	1-0	—	—	1997/1997
Pittsburgh	1-0	—	1-0	—	2010/2010
Prairie View A&M	3-0	2-0	1-0	—	2003/2007
Puerto Rico-Mayaguez	2-0	2-0	—	—	1996/1997
Purdue	1-2	—	1-0	0-2	2005/2016
Purdue-Calumet	1-0	1-0	—	—	1995/1995
Quincy	12-3	7-0	4-2	1-1	1992/2001
Rice	1-0	1-0	—	—	2004/2004
Richmond	1-0	—	—	1-0	2019/2019
Saginaw Valley State	1-0	1-0	—	—	1998/1998
Saint Francis (Ind.)	1-0	1-0	—	—	1997/1997
Saint Joseph's	1-0	—	—	1-0	2021/2021
Saint Joseph's College	16-2	8-0	7-2	1-0	1993/2001
Saint Louis	3-0	—	2-0	1-0	2004/2021
Saint Peter's	1-0	1-0	—	—	2018/2018
San Diego State	1-0	—	—	1-0	2010/2010
Santa Clara	0-1	—	0-1	—	2003/2003
Siena	1-0	—	—	1-0	2008/2008
South Alabama	4-0	3-0	1-0	—	2006/2021
South Carolina	19-6	11-1	6-4	2-1	2006/2022
South Dakota	1-0	—	—	1-0	1994/1994
South Dakota State	1-0	1-0	—	—	2004/2004
Southern Illinois	0-2	0-1	0-1	—	2003/2003
SIUE	16-2	10-0	6-2	—	1992/2001
SE Missouri State	0-1	—	—	0-1	2002/2002
Southwest Baptist	1-0	1-0	—	—	1993/1993
SW Missouri State	1-0	—	1-0	—	2002/2002
Stonehill	1-0	1-0	—	—	1992/1992
Syracuse	1-0	—	—	1-0	2021/2021

Team	Overall	H	A	N	First/Last
Tampa	1-0	1-0	—	—	1994/1994
Temple	1-2	1-0	0-1	0-1	2007/2017
Tennessee	7-5	4-1	2-3	1-1	2015/2022
Tennessee Tech	1-0	1-0	—	—	2006/2006
Texas	2-1	1-0	1-0	0-1	2005/2007
Texas A&M	3-8	1-4	1-3	1-1	2015/2022
TCU ##	0-0	—	0-0	—	2017/2017
Texas Southern	2-0	2-0	—	—	2014/2020
Texas Tech	1-1	—	0-1	1-0	2014/2016
Thomas	1-0	1-0	—	—	1998/1998
Troy	1-0	1-0	—	—	2020/2020
Truman State	1-0	1-0	—	—	1997/1998
Tulsa	0-1	—	—	0-1	2014/2014
UAB	4-0	2-0	2-0	—	2015/2018
UCF	1-1	1-0	0-1	—	2020/2021
UNC Asheville	4-0	4-0	—	—	2007/2018
UNC Wilmington	1-0	—	—	1-0	2006/2006
Union	1-0	1-0	—	—	1992/1992
University of Charleston	1-0	1-0	—	—	1995/1995
USC	0-2	0-1	0-1	—	2009/2010
USC Upstate	2-0	2-0	—	—	1996/2016
USF	1-0	0-0	1-0	—	2021/2021
UT Chattanooga	3-0	2-0	1-0	—	2007/2010
UT Martin	2-0	2-0	—	—	2008/2010
Valparaiso	2-2	1-0	1-2	—	2001/2004
Vanderbilt	13-8	8-2	5-6	—	2006/2022
Villanova	1-0	—	—	1-0	2007/2007
Virginia	1-1	—	—	1-1	2007/2019
VCU	1-0	—	—	1-0	2010/2010
Virginia Tech	1-0	—	—	1-0	2001/2001
Washburn	1-0	—	—	1-0	1994/1994
Washington	1-0	1-0	—	—	2018/2018
Wayne State	2-0	1-0	—	1-0	1993/1999
Western Kentucky	2-0	1-0	—	1-0	2006/2007
Western Michigan	0-2	0-1	0-1	—	2001/2001
West Virginia	1-0	—	—	1-0	2007/2007
Wichita State	0-1	—	—	0-1	2006/2006
Winona State	1-0	1-0	—	—	1994/1994
Winthrop	3-0	2-0	—	1-0	2006/2017
Wisconsin	0-4	0-1	0-3	—	2001/2004
Wisconsin-Parkside	16-0	10-0	6-0	—	1993/2004
Wisconsin-Platteville	1-0	—	—	1-0	1995/1995
Wright State	8-0	4-0	4-0	—	2002/2005
Wyoming	1-0	1-0	—	—	2009/2009
Xavier	3-1	1-0	1-1	1-0	2007/2018
Yale	1-0	1-0	—	—	2021/2021
Youngstown State	7-1	4-0	3-1	—	2002/2005

Record does not reflect 12 wins vacated by the NCAA Committee on Infractions





WES FLANIGAN

Assistant Coach
Auburn '97
Fifth Season

Former Auburn standout Wes Flanigan enters his fifth season as an assistant coach on Bruce Pearl's staff after returning to his alma mater prior to the 2018-19 season.

Flanigan helped develop Sharife Cooper and JT Thor who were the second and third "one-and-done" players in program history. Thor was selected by the Charlotte Hornets with the 37th overall selection, while Cooper was drafted by the Atlanta Hawks with the No. 48 pick.

He also was key in guiding his son, Allen, to become the most improved scorer in the SEC a season ago after raising his output by 11.1 from 3.2 points per game as a freshman to 14.3 points per tilt as a sophomore. Allen was one of three players in the conference to average 14.0 points, 5.0 rebounds and 2.5 assists per game, joining Tre Mann (Florida) and Trendon Watford (LSU).

The 2019-20 season was another one for the record books as the Tigers, despite having the postseason canceled, went 25-6 and finished second in the SEC.

Auburn became one of four major programs to record three consecutive 25-win seasons, joining Duke, Kansas and Kentucky.

Flanigan and the staff signed a consensus top-10 recruiting class, highlighted by the highest-rated recruit in program history in five-star Sharife Cooper, the third McDonald's All-American to enroll at Auburn.

In Flanigan's first year with the Tigers, Auburn went to new heights as a program after reaching the program's first Final Four. The Tigers defeated Kansas, Kentucky and North Carolina on the historic run, becoming the first team ever to defeat the three winningest programs in NCAA history in consecutive games in NCAA Tournament history.

Auburn also won its second Southeastern Conference Tournament title in program history after winning four games in four days to join the 1985 squad as teams to hoist the prestigious trophy.

Flanigan played with the Tigers from 1993-97 and was a four-year starter at point guard. He is the 22nd-leading scorer in program history with 1,228 points. He finished his career second in the Auburn record books with 573 assists. He is also fourth in career free throws with 338 makes from the charity stripe.

The Little Rock, Ark. native was the Southeastern Conference individual assist champion in 1996 when he dished out 214 dimes for an average of 6.7 per game. Flanigan was named All-SEC as a junior in 1996 and was a member of the All-SEC Freshman Team in 1994.

Flanigan was most recently the head coach at the University of Arkansas Little Rock from 2016-18. While with the Trojans for seven seasons from 2004-08 and 2015-18, Flanigan helped Little Rock achieve new single-season program records for wins, Sun Belt Conference victories and road wins. Flanigan and the Trojans won their first-ever outright Sun Belt title during the 2015-16 campaign and knocked off No. 5 seed Purdue in the NCAA Tournament.

The Trojans won 18 or more games twice during Flanigan's first run in Little Rock. In the 2007-08 season, the Trojans won 20 games while he served as the associate head coach and recruiting coordinator.

After his first stint at Little Rock, Flanigan was an assistant at UAB from 2008-10 where the Blazers won 47 games and matched a program record for wins a season with 25 set in the 2009-10 campaign.

Flanigan then went on to serve in the same capacity at Nebraska for two seasons (2010-12) before joining Mississippi State from 2012-15. He got his first start in coaching at Northwest Mississippi Community College where he was an assistant coach from 1999-2004.

The 1992-93 Gatorade High School Player of the Year, Flanigan enrolled at Auburn and was a four-year letterwinner for the Tigers. He graduated with a degree in health promotion and was the recipient of the Cliff Hare Award, presented annually to the university's top student-athlete.

He and his wife, Katrina, have three sons: Michael Lewis, Allen, who is a senior for the Tigers, and Collin.

IRA BOWMAN
Assistant Coach
Penn '96
Fifth Season



#WAREAGLE

Ira Bowman enters his fifth season as an assistant coach on Bruce Pearl's staff at Auburn for the 2022-23 campaign.

Auburn has been ranked in the Top 10 four out of the last five years since his arrival on The Plains. The Tigers have also gone to a Final Four (2019), put together a consensus Top 5-ranked recruiting class and been ranked No. 1 in the country for the first time ever.

Named one of the Top 5 high major assistant coaches in college basketball by MCA.com, Bowman was integral in the recruitment and development of Jabari Smith (No. 3 draft pick in 2022), Isaac Okoro (No. 5 draft pick in 2020), JT Thor (No. 37 draft pick in 2021) and Sharife Cooper (No. 47 draft pick in 2021). Smith was the 2021-22 squad's leading scorer (16.9 ppg), a consensus first team All-American, National Freshman of the Year and SEC Freshman of the Year.

Coming to Auburn as a fringe Top 40 player, Okoro became the first one-and-done in program history and is an expected Top 10 pick in the 2020 NBA Draft. Okoro became just the sixth player in SEC history to be named to an all-conference team, all-defensive team and all-freshman team in the same season by the league's coaches.

Bowman and the staff signed a consensus Top 10 recruiting class, highlighted by the third highest-rated recruit in program history in five-star Sharife Cooper, the third McDonald's All-American to enroll at Auburn.

In his first season on The Plains, the Tigers set a program record for wins (30), 3-pointers (454), steals (369) and blocks (190) en route to an appearance in the Final Four. Auburn earned its way to the first Final Four by way of defeating the three winningest programs in NCAA history - Kansas, Kentucky and North Carolina - in consecutive games, becoming the first team ever to do so.

Bowman came to Auburn after spending six seasons at the University of Pennsylvania under head coach Steve Donahue. He was instrumental in the recruitment of team's top players and in the on-court development of the Quakers' perimeter players.

During the 2017-18 season, Bowman helped lead Penn to a 24-9 record, an Ivy League title and a return to the NCAA Tournament for the first time in 11 seasons. It was the Quakers' first conference crown since 2006-07. He guided seven all-conference players during his tenure at Penn and helped lead the Quakers to 74 wins.

The Newark, N.J. native arrived at Penn after spending four years at New Jersey Institute of Technology (NJIT), where he assisted in one of the top turnaround jobs in the country. The year before Bowman arrived at NJIT, the Highlanders were winless (0-29), and in his first season, they went 1-30. After that, the Highlanders went 15-15 overall including a 9-3 Great West Conference mark in 2010-11. His final year, NJIT went 15-17 overall and advanced to the Great West Conference championship game.

Before entering the collegiate coaching profession, Bowman spent four years as director of the Assist by Knight Foundation. In addition, he has experience with several aspects of the NBA including serving as an administrator at the NBA's FIBA Tournament in Las Vegas as well as participating in the NBA's Player Development Assistant Coaches Summit in 2007.

Bowman played two years at Penn, the 1994-95 and 1995-96 seasons, after transferring from Providence College. In his first year with the Quakers, Penn went 22-6 overall and 14-0 in Ivy League play en route to its third straight Ancient Eight title. Bowman was Second Team All-Ivy that season.

As a senior, Bowman was the Ivy League Player of the Year and First-Team All-Philadelphia Big 5 as he led the Quakers to a 17-10 record that included a 12-2 mark in Ivy play. In his two seasons at Penn and two campaigns at Providence, Bowman combined for 918 points, 228 assists and 139 steals.

Following his playing days with the Quakers, Bowman enjoyed a professional playing career that included stints with the NBA's Philadelphia 76ers and Atlanta Hawks. He also played overseas in Italy and Australia, as well as the Continental Basketball Association.

Bowman played his high school career at Seton Hall Preparatory School where he was the school's all-time leading scorer. He scored 1,488 points in his three-year varsity career, including 19.6 per game during his senior season when he led the team to a 31-1 record.

Bowman and his wife, Rayna, have one son, Jeremiah.

2022-23 AUBURN MEN'S BASKETBALL



STEVEN PEARL

Assistant Coach
Tennessee '10
Ninth Season

Steven Pearl, who was promoted to assistant coach prior to the 2017-18 campaign, is entering his ninth year overall on the Auburn men's basketball coaching staff.

In his five seasons as an assistant coach, Pearl has been instrumental in one of the biggest rebuilds - both on and off the court - in college basketball.

His duties on the bench include opponent scouting, defensive strategies and adjustments as well as in-game play calling. Pearl also has played a huge role in the development of Auburn's big men to go along with a fervent recruiting strategy.

This spring, he was named one of the 50 most impactful high-major assistant coaches in NCAA Division I basketball by Silver Waves Media after the Tigers earned a No. 1 national ranking for the first time in program history and won the SEC regular-season title in 2021-22. Auburn has now reached the Big Dance three times in the last five seasons including a NCAA Final Four berth in 2019.

Off the court, he has aided in player development and recruiting as the Tigers have produced numerous NBA Draft prospects over the years including Jabari Smith (third overall draft pick by the Houston Rockets in 2022), Walker Kessler (22nd overall draft pick by the Memphis Grizzlies traded to the Utah Jazz in 2022), Sharife Cooper (48th overall draft pick by the Atlanta Hawks in 2021), Isaac Okoro (5th overall draft pick by the Cleveland Cavaliers in 2020), JT Thor (37th overall pick by the Detroit Pistons) in 2021) and Chuma Okeke (16th overall pick by the Orlando Magic in 2019).

He served as acting head coach against North Alabama resulting in his first career coaching victory, 70-44, on Dec. 14, 2021 at Neville Arena.

In April of 2022, he also participated in the National Association of Basketball Coaches and Athletic Director U's invitation-only Collegiate Coaching Consortium at the 2022 NCAA Men's Final Four in New Orleans. The consortium brought together rising basketball coaches and Division I athletic directors for a rigorous, multi-day academy, helping those rising coaches prepare for their first head coaching opportunity.

Pearl has been in charge of the team's academics in one of the biggest success stories on campus. Since he arrived on The Plains in 2014, the Tigers have graduated 31 student-athletes - most in the SEC - and averaged an Academic Progress Rate of 995 (out of 1,000), which includes four perfect scores. In the previous four seasons, Auburn had an average score of 940.

Pearl and the staff signed a consensus top-10 recruiting class, highlighted by the highest-rated recruit in program history in five-star Sharife Cooper, the third McDonald's All-American to enroll at Auburn.

Auburn had arguably the greatest season in program history in 2018-19, highlighted by the program's first trip to the Final Four. The Tigers defeated Kansas, Kentucky and North Carolina on the historic run, becoming the first team ever to defeat the three winningest programs in NCAA history in consecutive games in NCAA Tournament history.

The 2017-18 season was a record-breaking campaign as Auburn captured its third Southeastern Conference title in program history behind a 26-8 record, including 13-5 in conference play. The 26 wins were the second-most in a single season, while the Tigers accomplished 13 league wins for just the third time ever.

Pearl spent the 2015-16 and 2016-17 seasons as the director of basketball operations after his first year as an assistant strength and conditioning coach.

Pearl was a four-year letterwinner for his father, Bruce Pearl, at Tennessee, playing in 101 games from 2007-11. He helped Tennessee to back-to-back SEC East Championships in 2008 and 2009, with the '08 team winning the league by two games over Kentucky and Mississippi State. He also appeared in the NCAA Tournament each year he was a part of the program with the Volunteers advancing to the Sweet 16 in 2007 and 2008 and the Elite 8 in 2010.

Pearl, who was a three-time member of the SEC Academic Honor Roll, graduated from the University of Tennessee with a degree in marketing and international business in 2010. He and his wife, Brittany, were married on Aug. 27, 2022.

CHAD PREWETT
Director of Operations/Chief of Staff
Troy State '94
Ninth Season



Chad Prewett is in his ninth season on Head Coach Bruce Pearl's staff and his second year as Chief of Staff.

Since joining the program in June 2014, Prewett has served in a variety of roles including special assistant, interim assistant coach and director of operations.

Last season, Auburn captured its fourth all-time Southeastern Conference regular-season crown, earned its first-ever No. 1 national ranking and turned in the third most wins in school history with a 28-6 overall record. Two players - Jabari Smith and Walker Kessler - garnered All-America honors and became the program's first-ever National Freshman of the Year and National Defensive Player of the Year respectively. Both were later drafted in the first round of the 2022 NBA Draft (No. 3 and No. 22 overall).

During Auburn's historic run to the Final Four in 2018-19, the Tigers became the only team to defeat Kansas, Kentucky and North Carolina - the three winningest programs in NCAA history - in consecutive games in NCAA Tournament history. The Tigers also became the first team from the state of Alabama to reach the Final Four, which also included a Southeastern Conference Tournament crown and a 30-10 record.

While serving as an assistant coach in 2017-18, Prewett primarily worked with the team's guards and played a key role in the development of the All-SEC backcourt of Bryce Brown, Jared Harper and Mustapha Heron. Brown was a Naismith Trophy Top 30 honoree and became the 36th player in program history to reach 1,000 career points. Prewett also had a hand in scouting opponents and was tasked with running Auburn's zone defense.

He returned to his role as director of basketball operations prior to the 2018-19 season, a role in which he held for a few months following the 2017 season. Prewett earned the promotion following three seasons as special assistant.

Prewett handles the team's budget and travel, while spearheading numerous fundraising campaigns and events for the basketball program and Coach Pearl.

He is heavily involved with the Pearl's AULIVE initiative to benefit cancer patients in the fight to beat cancer as well as the Bruce Pearl Fore the Children Golf Classic and Bruce, Barkley and Basketball Golf Classic. He directs all of the Bruce Pearl Basketball Camps.

Prewett also offers support in the Auburn Tip-Off Club, which resumed activities in 2014-15 following a two-year break and saw the highest participation in club history.

Prewett joined the staff following a seven-year run at Lee-Scott Academy, which began in 2007, as both the boys and girls basketball and track coach. He led the varsity boys basketball team to the 2012 AISA State Championship, a runner-up finish in 2011 and the Final Four in 2009 and 2010. Over the years, the Lee-Scott boys teams went 139-31. On the girls side, he led the program to four AISA State Championships (2009, 2011, 2012, 2013), a runner-up finish in 2014 and the Final Four in 2008 and 2010.

Five times he was named the AISA All-Star Game Coach, he was the 2009 AISA Coach of the Year and the OA News Coach of the Year four times (2012 - boys; 2008, 2009, 2011 - girls). He also coached the AISA Track State Champions in 2009, 2010 and 2011.

Prior to Lee-Scott, Prewett was the varsity boys basketball and track coach at Faith Academy in Mobile from 2004-07. He led the boys basketball team to the 2006 AISA State Championship, the 2005 Final Four and was the 2006 AISA All-Star Game Coach and Coach of the Year. He led Faith Academy to a 63-21 record.

Prewett started his coaching career at Escambia Academy. From 1995-2004, he was a coach for the basketball, football, golf and track teams and added the title of athletics director from 1998-2004. Escambia was awarded the AISA Chairman's Award for Outstanding Program in 1998, 1999 and 2000.

Prewett earned a bachelor of science degree from Troy State University in 1994 in health, physical education and recreation and a master's degree in Foundations of Education in 2000. He and his wife, Tonya, have three daughters: Madison, Mallory and Mary Mykal.



MIKE BURGOMASTER
 Recruiting Coordinator/
 Assistant to the Head Coach
 Miami '16
 Seventh Season

Mike Burgomaster was promoted to recruiting coordinator and assistant to the Head Coach during the 2021-22 season and is entering his seventh year with the Auburn men's basketball program.

He previously served as assistant director of operations from 2019-21.

Prior to joining the staff in a full-time capacity, he came to Auburn as a graduate assistant, a position for which he was recognized as the Managers on A Mission 2018 Graduate Assistant of the Year.

Last season was another banner year for the program as the Tigers won the Southeastern Conference regular-season title (Auburn's fourth league crown in program history), reached the NCAA Tournament for the third time in five years, earned the program's first-ever No. 1 national ranking and recorded the third-most wins in school history with a 28-6 overall record.

The Tigers finished the season ranked No. 8 in the final Associated Press poll, the highest since capping the 1998-99 campaign at No. 4. They also had two players drafted in the first round of the 2022 NBA Draft in All-Americans Jabari Smith (No. 3) and Walker Kessler (No. 22).

During the 2018-19 season, the Tigers advanced to the Final Four, won the 2019 SEC Tournament and set a program record for wins behind a 30-10 record.

During Auburn's historic run to the Final Four, the Tigers became the only team to defeat Kansas, Kentucky and North Carolina - the three winningest programs in NCAA history - in consecutive games in NCAA Tournament history.

The Tigers advanced to the NCAA Tournament for the first time since 2003 and earned the No. 4 seed in the Midwest Region.

Burgomaster arrived on The Plains from the University of Miami. While with the Hurricanes, he was a student manager for three years before being promoted to head manager in his fourth season. Burgomaster had a key hand in many areas under head coach Jim Larrañaga including player development, video coordination, camps, on-campus recruiting and analytics.

During Burgomaster's tenure, Miami went to two Sweet Sixteens in 2013 and 2016 and also won both the ACC regular-season and tournament championships in 2013.

Burgomaster earned his master's degree in business administration from Auburn University in December of 2017. The Westford, Mass. native received his bachelor of arts in finance from the University of Miami.

MARQUIS DANIELS
Director of Player Development
Auburn '03
Fourth Season



#WAREAGLE

Former Auburn standout Marquis Daniels is in his fourth season on Head Coach Bruce Pearl's staff.

Daniels started as a graduate assistant during the 2018-19 season, before being promoted to his current role of director of player development for the 2019-20 season.

The Orlando, Fla., native was a two-time All-SEC performer and was named a SEC Legend in 2017. Daniels was tabbed as the SEC Player of the Year by the Birmingham News following his senior season.

Daniels finished his career with 1,532 points - currently 11th on Auburn's all-time scoring list. He also is third in career steals with 208.

Daniels is tied for the single-season record with 34 double-figure-scoring games in 2002-03, a season in which he also set the Auburn record with 78 steals.

The Tigers earned two NCAA Tournament bids during Daniels' time, including a run to the Sweet 16 as the 10th seed in 2003 in which he averaged 23 points and seven rebounds.

After his career at Auburn, Daniels spent 10 years in the NBA, amassing 4,319 career points in stints with the Dallas Mavericks (2003-06), Indiana Pacers (2006-09), Boston Celtics (2009-12) and Milwaukee Bucks (2012-13).

Daniels is married to former Auburn women's basketball player, Shana Askew, and the couple has a daughter, Syriah, and a son, Antwane.

He is a two-time Auburn University graduate, earning a bachelor's degree in sociology in 2003 and a master's in adult education in 2019.

2022-23 AUBURN MEN'S BASKETBALL





DAMON DAVIS
Director of Sports Performance
Western Illinois '03
14th Season

Director of Sports Performance Damon Davis is in his 14th season as the strength and conditioning coach responsible for the training of men's basketball.

Davis' innovative approach has helped many Tigers transform their bodies and be ready for the next level, most recently with first-round draft picks Jabari Smith (No. 3 overall) and Walker Kessler (No. 22 overall in the 2022 NBA Draft).

He spent his first four years at Auburn as assistant strength and conditioning coach, the last two with the baseball team.

Davis was an assistant strength and conditioning coach at the University of Iowa from 2004-08, working with baseball, track and field, cross country and softball while assisting all other sports. Prior to that, he was an intern with the Chicago Bulls from 2002-04.

The Petersburg, Ill. native received his bachelor's degree in exercise science from Western Illinois University in 2003 and is working on his master's degree at Auburn University.

Davis is a Certified Strength & Conditioning Specialist with the National Strength and Conditioning Association, is certified by the Collegiate Strength & Conditioning Coaches Association Strength & Conditioning Coach Certified and is certified as a Sports Performance Coach by United States of America Weightlifting.

He is married to the former Yari Schmidt of Rockford, Ill. They have one son, Magnus, and a daughter, Nellie Elizabeth.

CLARK PEARSON
Senior Athletic Trainer
Kentucky '96
14th Season



#WAREAGLE

Clark Pearson is in his 14th year at Auburn and his seventh season working with Head Coach Bruce Pearl and Auburn Men's Basketball.

Pearson spent the previous six seasons as the head athletic trainer for football, overseeing the care, prevention and rehabilitation of injuries for the football team.

Prior to his time on The Plains, Pearson served as the head football athletic trainer at the University of Wisconsin for four years from 2005-08 and as an Assistant Athletic Trainer at the University of Oklahoma from 1997-2005.

While at Auburn, Pearson has presented case reports on non-operative treatments of Lisfranc injuries as well as crisis management. Pearson was also published in the American Journal of Orthopedics in 2016 for his work on "Contact Ulnar Fracture in a Collegiate Baseball Player."

He conducted a two-year research study while at Oklahoma in conjunction with the Gatorade Sports Science Institute - "Salt Depletion and Cramping in Collegiate Football Players." He served on the 2001 Big 12 Conference Athletic Training Staff of the Year.


At Wisconsin, Pearson completed a Post-Surgical Hamstring Protocol Case Report and conducted the Collegiate Lineman Type II Diabetes Study. He was a participant in the Big Ten/NFL Shoe and Surface Study.

He is a member of the National Athletic Trainer's Association, the Southeastern Athletic Trainers' Association and the Alabama Athletic Trainers' Association. Pearson holds various certifications in Blood Flow Restriction Therapy, Graston Technique, Class IV Therapeutic Laser and Whole Body Cryotherapy.

A native of Franklin, Ky., Pearson and his wife, Nancy, have a son, Bradley, and a daughter, Katherine. He earned his bachelor's degree in sports management from the University of Kentucky in 1995, and a master's degree in human relations from the University of Oklahoma in 1997.

2022-23 AUBURN MEN'S BASKETBALL





IAN BORDERS
 Video Coordinator
 Louisville '07
 Fifth Season

Ian Borders is in his fifth season as the video coordinator for the Auburn men's basketball program.

In his current role, he is in charge of cutting and breaking down film of opponents and practices, scouting and facilitating on-campus recruiting.

Last season, Auburn won the Southeastern Conference regular-season title, reached the NCAA Tournament, earned the program's first-ever No. 1 national ranking and recorded the third-most wins in school history with a 28-6 overall record.

The Tigers finished the season ranked No. 8 in the final Associated Press poll, the highest since capping the 1998-99 campaign at No. 4. They also had two players drafted in the first round of the 2022 NBA Draft in All-Americans Jabari Smith (No. 3) and Walker Kessler (No. 22).

In his first season on The Plains, Auburn advanced to the 2019 Final Four, won the SEC Tournament and set a program record for wins behind a 30-10 record.

During Auburn's historic run to the Final Four, the Tigers became the only team to defeat Kansas, Kentucky and North Carolina - the three winningest programs in NCAA history - in consecutive games in NCAA Tournament history.


In 2019-20, the Tigers had another banner year going 25-6 and finishing second in the SEC. Auburn became one of four major programs to record three consecutive 25-win seasons, joining Duke, Kansas and Kentucky.

Before arriving at AU, Borders served as video coordinator at Little Rock, under current Tigers assistant coach Wes Flanigan, who was the head coach of the Trojans from 2016-18.

Borders was a graduate assistant at Florida State under head coach Leonard Hamilton from 2015-17. The Seminoles finished second in the Atlantic Coast Conference and ranked as high as No. 7 during his tenure. FSU produced five future NBA players during Borders' time with the Seminoles.

Prior to his time at FSU, Borders was a high school assistant coach from 2010-15 at South Oldham in Crestwood, Ky. Under the direction of head coach Steve Simpson, the team won the regional championship twice, leading to the first two trips to the state tournament in school history.

Borders earned his bachelor's degree from the University of Louisville in 2007. He and his wife, Sarah, have one daughter, Cecilia, and one son, Lennox.



MADDUX JEFFREYS
 Asst. Director of Operations
 Auburn '20
 First Season

Maddux Jeffreys was promoted to Assistant Director of Operations for Auburn Men's Basketball on July 21, 2022.

Jeffreys enters his seventh season overall with the program, after serving the last two years as a graduate assistant on Head Coach Bruce Pearl's coaching staff.

In his new role, he will assist in team travel, daily scheduling, analytics and scouting.

Jeffreys previously served as a four-year manager while an undergraduate at his alma mater. During his time with the Tigers, he was a member of the 2018 regular-season championship, 2019 SEC Tournament Championship and 2019 NCAA Final Four squads.

Originally from Mobile, Alabama, Jeffreys grew up in Newnan, Georgia, and was a two-sport athlete playing football and basketball in high school. He is a lifelong Auburn Fan and his career aspiration is to become a college basketball coach.

A 2020 graduate of Auburn earning a bachelor's degree in business administration with an emphasis in marketing, Jeffreys also completed his master's degree coursework in education in December 2021. He is the son of Toby and Vicki Jeffreys and has three sisters: Katie, Kristen and Mary Helen.



BRIDGET GRABA
 Executive Assistant
 to the Head Coach
 12th Season

Bridget Graba is in her 12th season working with the Auburn men’s basketball program.

She serves as executive assistant to Head Coach Bruce Pearl managing his schedule, speaking engagements, basketball camps and camp registration. Graba also assists the coaching staff with team travel and other administrative duties.

Prior to arriving on the Plains in 2011, Graba provided administrative support for the Utah men’s basketball program under head coaches Ray Giacoletti and Jim Boylen from 2005-10. She also worked in software support at Utah State University from 2003-05.

Originally from Minneapolis, Minn., Graba began her professional career as a business systems analyst for American Express – spending 21 years with the company.

She and her husband, Jeff, have five children: Bryan, Jaymie, Jason, Kyla and Shayla. The couple also has one grandson, Jackson (9).



STEVEN LEONARD
 Director of Creative Content
 Indiana '17
 First Season

Steven Leonard is in his first season with Auburn Men’s Basketball as the program’s new Director of Creative Content.

Leonard previously served as Director of Social Video for University of Virginia Athletics since 2019. There, he worked primarily with the men’s basketball program creating content (photography, videography and graphic design), which aided in the growth of the UVA Basketball brand. Leonard also created highlight packages for the Cavaliers’ 27 varsity sports.

Prior to his time at UVA, Leonard was a creative producer/editor for Houston Athletics, where he covered men’s basketball, tennis and volleyball. He was also a videographer/photographer for the BIG3 League, a 3-on-3 pro basketball league founded by Ice Cube.

A 2017 graduate of Indiana University, Leonard earned his bachelor’s degree in journalism. He was a four-year track & field student-athlete and a member of the 2017 Big Ten Conference Men’s Indoor Championship team. Off the field, he was also a four-year member of IU’s Student-Athlete Advisory Committee (SAAC).

Originally from Houston, Texas, Leonard lettered in track & field at Klein High School. He still holds the school’s high jump record with a height of 6 feet, 11 inches. Leonard is the son of Mark and Kim Leonard and has one younger sister, Kelli. His hobbies include following all Houston sports, especially the Rockets and playing pick-up basketball and pickleball.





JEREMY NAPIER
 Chaplain
 West Virginia State '07
 First Season

Jeremy Napier is in his first season as chaplain for the Auburn men's basketball program.

Prior to coming to the Plains, he served as character coach/chaplain for the Marshall men's basketball team and the Spring Valley High School football team in Huntington, W.Va. He has had a heart to serve God and has done so by directing an after-school program called, "DayBreak" in Washington D.C, co-directing church camps and speaking at multiple venues (conferences, summer camps, basketball camps and leagues, churches, etc.).

Most recently, Napier excelled as a sales representative for Pfizer before making the transition to Auburn. He also served as a missionary in China, before becoming a member of the pastoral staff at First Baptist Church of Kenova.

A native of Huntington, W.Va., Napier is a graduate of West Virginia State University where he played collegiate basketball. He later earned his master's degree from Dallas Theological Seminary in Dallas, Texas. During that time, Napier interned with Dallas Baptist University as a character coach – combining his love for basketball and sharing his faith. He and his wife, Sharon, have three sons: Josiah, Judah and Joshua.



GEOFF GRAY
 Graduate Assistant
 Emerson College '19
 First Season

Geoff Gray is in his first season as graduate assistant for Auburn Men's Basketball.

He was previously a four-year letterwinner and two-year team captain at Emerson College in Boston, Mass. A two-time New England Women's & Men's Athletic Conference (NEWMAC) First Team and three-time academic all-conference selection, he graduated in 2019 with a bachelor's degree in marketing communications and a minor in sports communication.

Honored as Emerson College Male Student-Athlete of the Year in 2018 and 2019, Gray scored 1,662 career points during his career and won a NEWMAC Championship title with the Lions. As a senior, he averaged 20.4 points per game at starting point guard as the team advanced to the NCAA Division III Tournament.

Prior to his arrival on the Plains, he played professionally overseas in the Israeli Basketball Premier League with Hapoel Eilat during the 2019-20 season as well as in the Israeli Basketball National League with Ironi Kiryat Ata in 2020-21 and Migdal Haemek in 2021-22.

Off the court, Gray has volunteered with Big Brothers Big Sisters of Massachusetts Bay and as a basketball coach for eighth and ninth grade students with the Newton Athletic Association. Originally from Newton, Mass., he is the son of Howard Gray and Susan Phillips-Gray.



BRYANT SMITH
 Student Assistant
 First Season

Former Tiger standout Bryant Smith returns to the Plains as a student assistant with the Auburn men’s basketball program.

Smith was a four-year letterwinner and team captain at Auburn from 1996-99 under former head coach Cliff Ellis. Known for his defense and leadership, he helped the Tigers claim their second-ever SEC regular-season championship title, compile a 29-4 overall record and earn a No. 2 national ranking in 1999.

During his junior campaign, he was named SEC Player of the Week and led Auburn in three statistical categories averaging a career-best 13.3 points and 2.4 steals per game. Smith also shot 50.6 percent from the field.

A member of the school’s 1,000-Career Point Club ranking 30th all-time on the list with 1,087 career points, he is also tied for fourth all-time in the category of single-season steals (67). Smith played in 121 career games with 77 starts at forward.

After a 14-year professional career overseas, he returned to his hometown of Huntsville, Ala., and founded the Winning Foundation, a non-profit helping disadvantaged and at-risk kids. Smith and his wife, Tara, have been married for 16 years and have three beautiful children: Paige, Sydney and Bryant Jordan (BJ). He is currently finishing his bachelor’s degree coursework in sociology.



EMILY DANIELS
 Sports Dietitian
 Utah '13
 Second Season

Emily Daniels is in her second season as the primary sports dietitian for Auburn Men’s and Women’s Basketball.

She previously served as Director of Sports Nutrition at Salt Lake Community College, where she helped create the sports nutrition program through grant funding from the Dairy Council. There, Daniels worked with the men’s and women’s basketball, volleyball and soccer programs.

Prior to her full-time role at SLCC, she completed a dietetic internship with the Bruins’ men’s basketball team, who were ranked as high as No. 3 in the country, before COVID cancelled the National Junior College Athletic Association (NJCAA) tournament.

Originally from Salt Lake City, Utah, Daniels became a sports dietitian in fall of 2020. She earned her bachelor’s degree in psychology from the University of Utah in 2013 and later her master’s degree in nutrition and integrative physiology with an emphasis in sports nutrition in 2020.



DR. CHRISTOPHER B. ROBERTS

President, Auburn University

#WAREAGLE

Christopher B. Roberts began his appointment as Auburn University's 21st president in May 2022.

President Roberts leads the university's four divisions, including Auburn's main campus with its more than 31,000 students and 5,500 faculty and staff, as well as Auburn University at Montgomery, the Alabama Cooperative Extension System and the Alabama Agricultural Experiment Station, a joint enterprise with Alabama A&M University. Roberts is an accomplished scholar who understands that research and teaching excellence, together with service and public engagement, are at the very heart of the state's R1 land-, sea- and space-grant institution. The R1 designation in the Carnegie Classification of Institutions of Higher Education recognizes Auburn as a top-level research institution. As the university's CEO, Roberts marshals the institution's \$1.54 billion annual budget and vast resources, while spearheading the university's strategic vision and advancing the Auburn's ever-growing research enterprise and economic development.

Prior to his presidency, Roberts served as the dean of Auburn's Samuel Ginn College of Engineering from 2012 to 2022. The college has more than 6,000 students and about 400 faculty and staff members. Roberts was a factor in the success of the university's Because This is Auburn – A Campaign for Auburn University, which raised \$1.2 billion. Under Roberts' leadership, more than \$357 million in donations to the college were made during and since the campaign.

He earned a bachelor's degree in chemical engineering from the University of Missouri and master's and doctoral degrees in chemical engineering from the University of Notre Dame. He began his career at Auburn in 1994 as an assistant professor in the Department of Chemical Engineering and became department chair in 2003. He also served as the George E. and Dorothy Stafford Uthlaut Professor of Chemical Engineering. He has a strong record of scholarly and academic achievement in nanotechnology and synthetic fuels. Roberts has published close to 150 peer-reviewed journal articles and book chapters in leading chemical engineering, chemistry, materials and related journals and has given over 300 conference presentations, invited seminars and lectures. He has received 45 research grants and contracts from government agencies and corporations, such as the National Science Foundation, U.S. Department of Energy, U.S. Department of Defense, the USDA-Agriculture and Food Research Initiative and Boeing.

He has been honored with numerous awards for his accomplishments and contributions to the field of engineering. Some of those recognitions include the University of Notre Dame's Graduate School Distinguished Alumnus Award in 2015; the University of Missouri's Chemical Engineering Academy of Distinguished Alumni in 2014; and the National Organization of Black Chemists and Chemical Engineers President's Award for Fostering Minority Engagement in 2012 and the SEC Academic Consortium Faculty Achievement Award in 2012.

He and his wife, Tracy, have two children and enjoy cheering on Auburn's national championship-winning Division 1 athletics programs.



2022-23 AUBURN MEN'S BASKETBALL



JOHN COHEN

Athletics Director

John Cohen, who has more than two decades as a coach and administrator in the Southeastern Conference, was named the 16th Director of Athletics at Auburn University on Oct. 31, 2022. Cohen spent the previous 14 years at Mississippi State in various capacities, most recently as the athletic director the past six years.

Cohen's career in college athletics began as a baseball player at Mississippi State before entering the coaching ranks for 25 years that included being a two-time SEC Coach of the Year at State. Named director of athletics at MSU on November 4, 2016, Cohen led the Bulldog program to record-breaking success athletically, academically and in facilities enhancement during his tenure.

Athletically, Cohen oversaw arguably the greatest era in Bulldog athletics history, highlighted by a 2021 College World Series Championship for the school's first team national title in any sport. A total of five Bulldog programs turned in a program-best season with Cohen at the helm of the department, including softball (2022), baseball (2021), volleyball (2021), soccer (2018) and women's basketball (2017, 2018).

A nationally respected leader within intercollegiate athletics, Cohen serves on the prestigious 10-member NCAA Division I Baseball Committee as part of a four-year term that began on September 1, 2019. Cohen is one of 16 individuals have played and coached in the College World Series and one of just two among that elite group, who have played, coached and later served as director of athletics for a participating school. He is one of three active SEC athletics director to hire an eventual national championship winning head coach in any sport.

Cohen, who spent more than two decades coaching college baseball, was named MSU's head baseball coach in July of 2008. Nine years later, Cohen's official role in administration began when he assumed the role of associate athletic director in addition to head baseball coach.

Success shouldn't come as a surprise as it was never far removed from him during his 12-year run as a head coach in the SEC. His teams were successful both on the field and in the classroom. At MSU, he led the Bulldogs to a College World Series finals appearance, an SEC regular season championship and a SEC Tournament championship. In the classroom upon his arrival in 2009, 133 players were selected to the SEC Academic Honor Roll, including three straight SEC Scholar Athlete of the Year winners from 2013-15.

As a baseball player at MSU, Cohen was a key player on the Bulldogs' 1989 SEC championship team and 1990 College World Series team. He graduated from MSU with a degree in English in 1990 and received a master's degree in sports management from the University of Missouri in 1994.

Following a six-year stint with Missouri as a graduate assistant and assistant coach, Cohen was the head coach at Northwestern State University from 1998-2001. Cohen spent two seasons as an assistant baseball coach at the University of Florida before becoming the head coach at the University of Kentucky in 2004, a position he held for five seasons before returning to his alma mater. Cohen guided the Wildcats to the program's first SEC championship in 2006 with a remarkable worst-to-first finish in his third season.

While winning 284 games as a head coach at MSU, Cohen demonstrated a keen ability to develop players and coaches. During his tenure, 138 MSU baseball players were selected in the Major League Baseball Draft. His influence can be seen throughout the SEC as four of his former assistants are now or have been head coaches – Brad Bohannon (Alabama), Gary Henderson (Kentucky/Mississippi State), Nick Mingione (Kentucky) and Butch Thompson (Auburn).

Cohen is the only coach in SEC history to win an SEC championship, SEC tournament championship, and advance to the College World Series both as a player and head coach. He and Ron Polk are the only two baseball coaches in SEC history to lead multiple schools to SEC titles. His 2013 Bulldog club advanced to the CWS championship series for the first time in MSU history. Cohen also had the privilege of being a part of a College World Series as a player, head coach and three times as an athletic director (2018, '19, '21).John



2021-22 CONFERENCE ONLY STATISTICS

Game Records

Record	Overall	Home	Away	Neutral
ALL GAMES	15-3	9-0	6-3	0-0
CONFERENCE	15-3	9-0	6-3	0-0
NON-CONFERENCE	0-0	0-0	0-0	0-0

Score by Periods

Team	1st	2nd	OT	TOT
Auburn	681	687	30	1398
Opponents	538	672	21	1231

Team Box Score

No.	Player				Total		3-Point		F-Throw		Rebounds											
		GP-GS	MIN	AVG	FG-FGA	FG%	3FG-3FGA	3FG%	FT-FTA	FT%	OFF	DEF	TOT	AVG	PF	DQ	A	TO	BLK	STL	PTS	AVG
10	SMITH, Jabari	18-18	525:21	29.2	98-223	.439	41-96	.427	75-93	.806	14	102	116	6.4	39	0	28	37	18	12	312	17.3
1	GREEN JR., Wendell	18-2	507:45	28.2	76-217	.350	28-101	.277	49-57	.860	11	57	68	3.8	37	0	98	43	0	32	229	12.7
0	JOHNSON, K.D.	18-18	514:05	28.6	72-174	.414	22-74	.297	58-80	.725	10	46	56	3.1	47	0	28	33	0	37	224	12.4
13	KESSLER, Walker	18-18	495:44	27.5	93-143	.650	5-22	.227	32-52	.615	49	108	157	8.7	57	3	16	24	90	18	223	12.4
22	FLANIGAN, Allen	17-16	423:01	24.9	40-93	.430	8-33	.242	25-36	.694	7	48	55	3.2	35	0	21	41	2	13	113	6.6
2	WILLIAMS, Jaylin	18-0	223:49	12.4	28-66	.424	6-22	.273	18-19	.947	17	30	47	2.6	27	0	13	17	8	2	80	4.4
12	JASPER, Zep	16-16	339:59	21.2	21-56	.375	14-33	.424	13-17	.765	6	15	21	1.3	29	0	25	11	2	10	69	4.3
35	CAMBRIDGE, Devan	17-2	309:00	18.2	26-74	.351	5-35	.143	10-19	.526	33	30	63	3.7	22	0	8	10	4	8	67	3.9
44	CARDWELL, Dylan	18-0	213:39	11.9	28-40	.700	0-1	.000	4-10	.400	24	25	49	2.7	37	0	11	6	22	10	60	3.3
20	SOBERA, Carter	1-0	01:00	1.0	1-1	1.000	0-0	.000	1-1	1.000	0	0	0	0.0	0	0	0	0	0	0	3	3.0
25	LEOPARD, Chandler	2-0	02:02	1.0	1-1	1.000	1-1	1.000	0-0	.000	0	0	0	0.0	0	0	0	0	0	0	3	1.5
5	MOORE, Chris	10-0	48:04	4.8	4-9	.444	0-0	.000	1-3	.333	9	4	13	1.3	6	0	2	7	2	2	9	0.9
24	BERMAN, Lior	7-0	34:31	4.9	2-9	.222	0-5	.000	0-0	.000	1	1	2	0.3	2	0	2	1	0	1	4	0.6
14	COOK, Preston	7-0	10:34	1.5	1-2	.500	0-0	.000	0-0	.000	0	1	1	0.1	1	0	1	2	0	0	2	0.3
33	MAASDORP, Chase	3-0	02:28	0.8	0-0	.000	0-0	.000	0-0	.000	0	0	0	0.0	0	0	0	0	0	0	0	0.0
Team											37	32	69									
Total		18	3651		491-1108	.443	130-423	.307	286-387	.739	218	499	717	39.8	339	3	253	240	148	145	1398	77.7
Opponents		18	3650		412-1083	.380	116-387	.300	291-388	.750	220	443	663	36.8	332	6	204	252	74	146	1231	68.4

Team Statistics

	AUB	OPP
Scoring	1398	1231
Points per game	77.7	68.4
Scoring margin	+9.3	-
Field goals-att	491-1108	412-1083
Field goal pct	.443	.380
3 point fg-att	130-423	116-387
3-point FG pct	.307	.300
3-pt FG made per game	7.2	6.4
Free throws-att	286-387	291-388
Free throw pct	.739	.750
F-Throws made per game	15.9	16.2
Rebounds	717	663
Rebounds per game	39.8	36.8
Rebounding margin	+3.0	-
Assists	253	204
Assists per game	14.1	11.3
Turnovers	240	252
Turnovers per game	13.3	14.0
Turnover margin	+0.7	-
Assist/turnover ratio	1.1	0.8
Steals	145	146
Steals per game	8.1	8.1
Blocks	148	74
Blocks per game	8.2	4.1
Winning streak	2	-
Home win streak	9	-
Attendance	82089	114083
Home games-Avg/Game	9-9121	9-12676
Neutral site-Avg/Game	-	0-0

Team Results

Date	Opponent		Score	Att.
12/29/2021	LSU	W	70-55	9121
01/04/2022	at South Carolina	W	81-66	8528
01/08/2022	Florida	W	85-73	9121
01/11/2022	at Alabama	W	81-77	13474
01/15/2022	at Ole Miss	W	80-71	8657
01/19/2022	Georgia	W	83-60	9121
01/22/2022	Kentucky	W	80-71	9121
01/25/2022	at Missouri	W	55-54	10004
02/01/2022	Alabama	W	100-81	9121
02/05/2022	at Georgia	W	74-72	10523
02/08/2022	at Arkansas	Lot	76-80	20327
02/12/2022	Texas A&M	W	75-58	9121
02/16/2022	Vanderbilt	W	94-80	9121
02/19/2022	at Florida	L	62-63	11255
02/23/2022	Ole Miss	W	77-64	9121
02/26/2022	at Tennessee	L	62-67	21678
03/02/2022	at Mississippi St.	Wot	81-68	9637
03/05/2022	South Carolina	W	82-71	9121

NEVILLE ARENA DEDICATION CEREMONY

#WAREAGLE



Bill and Connie Neville

Auburn formally dedicated Neville Arena on March 4, 2022, in gratitude of the single largest gift in Auburn Athletics history.

Neville Arena, opened in 2010 with a seating capacity of 9,121, is named after Bill and Connie Neville, members of the Pat Dye Society, Tigers Unlimited's highest level of giving.

"Auburn has been a gift to us," Connie Neville said after Auburn University Board of Trustees president pro tempore Bob Dumas read the resolution proclaiming the name change. "We feel part of a family. It's a real gift to come on these grounds on the Plains and be here with everybody who's here for the same reason: to support one another, have fun and love. That's life."

From Auburn, Bill Neville says he's learned the importance of family, resilience and passion.

"We have benefited greatly from our involvement with Auburn and Auburn Athletics," he said. "If I can bring Auburn-like passion to my endeavors, I know I have a very good chance of success."

Natives of Eufaula, Alabama, the Nevilles are longtime supporters of Auburn Athletics and Auburn University, with Bill serving on the Tigers Unlimited Foundation Board.

"You epitomize the Auburn Creed," Director of Athletics Allen

Greene told the Nevilles during the ceremony. "You help transform the lives of 18 to 22-year-olds, helping use sport to develop them into Auburn men and women."

Bill's father and grandparents graduated from Auburn University. Bill earned his undergraduate degree from Rice University in mathematics, computer science and mathematical sciences, and his MBA from Columbia University.

He founded several technology firms on St. Croix focusing on television news and automation, broadband deployment and sports analytics.



2022-23 AUBURN MEN'S BASKETBALL

NEVILLE ARENA DEDICATION CEREMONY



#WAREAGLE

Connie earned her bachelor's in education from New York University and a master's in education from Columbia University. The Nevilles live on St. Croix, where Connie supports a number of charitable causes after teaching in New York, New Jersey and Florida, and working in interior design.

"Bill and Connie are wonderful people, as fine as they come," Auburn men's basketball coach Bruce Pearl said. "For them to be this generous and make this investment in all of our student-athletes, it's very significant."

The Nevilles' gift will fund arena improvements, including an additional practice facility.

"It's as busy of a building as there is on campus," Pearl said, noting how four Auburn programs share the venue, along with visiting teams, which prevented Pearl from telling prospective student-athletes they could do extra training on their own schedule. "When we get this practice facility built, I'll be able to say the same thing. That's important for training."

The Nevilles had been planning for a few years to make a major gift to support men's basketball, signing a pledge last fall and receiving Board of Trustees approval of Tigers Unlimited's naming recommendation on Feb. 4, 2022.

"It's overwhelming," Bill Neville said. "We're humbled and honored that they were willing to put our name on the arena."

"We've been coming to this arena since they built it," Connie Neville said. "We love it so much. We love being here and we love Auburn. This was a really special day to share it with our family and so many of our friends."

As the ceremony concluded members of Auburn's men's basketball team joined the Nevilles to swag surf, one of the activities that makes game days at Neville Arena a joyful experience for many.

"To everyone in the Auburn family, thank you for welcoming us into your family," Bill Neville said in his closing remarks. "I love basketball. I love being a part of it. I love Auburn. I love this team. I love these coaches. I love every student in the Jungle, the greatest home-court advantage in the country. I love the Auburn family."

"And I really love the two hours of magic and chaos that we all create together in this beautiful arena. War Eagle!"

2022-23 AUBURN MEN'S BASKETBALL

RECORD BOOK - INDIVIDUAL

POINTS

GAME

Overall: 60, John Mengelt vs. Alabama, Feb. 14, 1970, at Auburn, Ala.
Home Court: 60, John Mengelt vs. Alabama, Feb. 14, 1970
Opponent's Court:
 42, John Mengelt vs. Kentucky, Feb. 3, 1969, at Lexington, Ky.
First Half:
 30, John Mengelt vs. Alabama, Feb. 14, 1970, at Auburn, Ala.
Second Half:
 34, Wesley Person vs. UAB, Dec. 16, 1993, at Auburn, Ala.
Losing Effort: 44, Keenan Carpenter vs. LSU, Feb. 8, 1989, at Auburn, Ala.; Wesley Person vs. UAB, Dec. 16, 1993, at Auburn, Ala.
By Opponent:
 55, Pete Maravich, LSU, Jan. 3, 1968, at Baton Rouge, La.

SEASON

Overall: 747, Chuck Person, 1984-85
Average: 28.4, John Mengelt, 1970-71
Freshman: 576, Jabari Smith, 2021-22
Sophomore: 593, Chuck Person, 1983-84
Junior: 747, Chuck Person, 1984-85
Senior: 738, John Mengelt, 1970-71
Double-Figure Scoring Games:
 34, Chuck Person, 1984-85; Marquis Daniels, 2002-03
20-Point Games: 23, Chuck Person, 1985-86
Consecutive 20-Point Games: 10, John Mengelt, 1969-70
30-Point Games: 12, John Mengelt, 1970-71
40-Point Games: 4, John Mengelt, 1969-70

CAREER

Overall: 2311, Chuck Person, 1982-86
Average: 24.8, John Mengelt, 1968-71
Double-Figure Scoring Games: 108, Chuck Person, 1982-86
Consecutive Double-Figure Scoring Games:
 68, Chuck Person (last 3 in 1982-83, all 31 in 1983-84, all 34 in 1984-85)
20-Point Games: 63, Chuck Person, 1982-86
30-Point Games: 22, John Mengelt, 1968-71
40-Point Games: 8, John Mengelt, 1968-71



John Mengelt

FIELD GOALS

GAME

Made: 23, John Mengelt vs. Alabama, Feb. 14, 1970, at Auburn, Ala.
Attempted: 44, John Mengelt vs. Alabama, Feb. 14, 1970, at Auburn, Ala.
Percentage (10 Minimum): 1.000, Charles Barkley, 10 for 10, vs. Georgia, Jan. 22, 1983, at Auburn, Ala.
3-Pointers Made:
 10, Lance Weems vs. Arkansas, Jan. 6, 1996, at Auburn, Ala.
3-Pointers Attempted: 19, Lance Weems vs. Arkansas, Jan. 6, 1996, at Auburn, Ala.
3-Point Percentage (5 Min.): 1.000, John Caylor (5-5) vs. Florida, Feb. 6, 1988, at Gainesville, Fla.; Jay Heard (5-5) vs. SE Louisiana, Nov. 3, 1998, at Auburn, Ala.; Troy Gaines (5-5) at LSU, Feb. 26, 2003, at Baton Rouge, La.

SEASON

Made: 334, Chuck Person, 1984-85
Attempted: 614, Chuck Person, 1984-85
Percentage (100 FG Made Min.): .644, Charles Barkley, 1982-83
3-Pointers Made: 141, Bryce Brown, 2018-19
3-Pointers Attempted: 344, Bryce Brown, 2018-19
3-Point Percentage (1 made/game): .511, Ronnie Battle, 1991-92

CAREER

Made: 1017, Chuck Person, 1982-86
Attempted: 1899, Chuck Person, 1982-86
Percentage: .626, Charles Barkley, 1981-84
3-Pointers Made: 382, Bryce Brown, 2015-19
3-Pointers Attempted: 975, Bryce Brown, 2015-19
3-Point Percentage: .441, Wesley Person, 1990-94

FREE THROWS

GAME

Made: 18, Sharife Cooper vs. Missouri, Jan. 26, 2021, at Auburn, Ala.
Attempted: 21, Sharife Cooper vs. Missouri, Jan. 26, 2021, at Auburn, Ala.; Ray Groover vs. Florida State, Dec. 10, 1960, at Auburn, Ala.; Bryant Smith vs. Georgia, Jan. 3, 1998, at Auburn, Ala.
Consecutive Made: 15, Eddie Johnson vs. Mississippi State, Jan. 20, 1975, at Auburn, Ala.
Percentage (15 Minimum): 1.000, Eddie Johnson vs. Mississippi State, 15-of-15, Jan. 20, 1975, at Auburn, Ala.

SEASON

Made: 208, John Mengelt, 1970-71
Attempted: 268, Chris Denson, 2013-14
Consecutive Made: 27, Danjel Purifoy 11/23/2016-12/18/2016; Frankie Sullivan, 2009-10 (to start season); 25, Stan Pietkiewicz, 1977-78
Percentage: .879, Eddie Johnson, 1974-75; Danjel Purifoy, 2016-17

CAREER

Made: 496, John Mengelt, 1968-71
Attempted: 619, John Mengelt, 1968-71
Percentage: .834, Stan Pietkiewicz, 1974-78

REBOUNDS

GAME

Overall: 27, Rex Frederick vs. SMU, Dec. 19, 1957, at Dallas, Texas
Offensive: 11, Kelvin Ardister vs. Tennessee, Jan. 4, 1989, at Auburn, Ala.;
Brandon Robinson vs. Arkansas, Jan. 5, 2002, at Auburn, Ala.

SEASON

Overall: 347, Korvotney Barber, 2008-09
Offensive: 133, Korvotney Barber, 2008-09
Average: 15.3, Rex Frederick, 1956-57

CAREER

Overall: 996, Mike Mitchell, 1974-78
Average: 14.3, Rex Frederick, 1956-59

ASSISTS

GAME

16, J'Von McCormick vs. CSUN, Nov. 15, 2019, at Auburn, Ala.;
15, Eddie Johnson vs. LSU, Jan. 3, 1976, at Baton Rouge, La.;
14, Sharife Cooper vs. Ole Miss, Feb. 6, 2021, at Auburn, Ala.;
14, Jared Harper vs. Vanderbilt, Feb. 3, 2018, at Auburn, Ala.

SEASON

231, Jared Harper, 2018-19

CAREER

624, Gerald White, 1983-87

BLOCKS

GAME

13, Kyle Davis vs. Miami (Fla.) in the NIT, March 14, 2001, at Auburn, Ala.
12, Walker Kessler vs. Texas A&M, Feb. 12, 2022, at Auburn, Ala.

SEASON

155, Walker Kessler, 2021-22

CAREER

288, Kyle Davis, 2000-2004

STEALS

GAME

8, Derrick Dennison vs. Michigan State,
Nov. 24, 1989, at Anchorage, Alaska
8, DeWayne Reed vs. George Washington,
Dec. 2, 2007, at Washington, D.C.

SEASON

78, Marquis Daniels, 2002-03

CAREER

210, Quantez Robertson, 2005-2009; DeWayne Reed, 2006-10

DUNKS

GAME

7, Aaron Swinson vs. Troy State, Dec. 11, 1991, at Auburn, Ala.;
7, Chris Morris vs. Vanderbilt, Jan. 17, 1987, at Nashville, Tenn.

SEASON

62, Aaron Swinson, 1992-93

CAREER

175, Aaron Swinson, 1991-94



Korvotney Barber

GAMES PLAYED

SEASON

40, Bryce Brown, Samir Doughty, Jared Harper, Anfernee McLemore,
Horace Spencer, 2018-19

CAREER

131, Bryce Brown, 2015-19

CONSECUTIVE STARTS

CAREER

127, Frank Ford, 1983-87

MINUTES PLAYED

GAME

55, Rich Valavicius vs. Georgia, March 1, 1979,
at Birmingham, Ala. (SEC Tournament)

SEASON

1316, Jared Harper, 2018-19 (40 games);
1283, Bryce Brown, 2018-19 (40 games)

CAREER

4374, Frank Ford, 1983-87 (129 games)

WALK-ON GAMES STARTED

SEASON

26, Josh Wallace, 2010-11

CAREER

39, Josh Wallace, 2009-12

RECORD BOOK - TEAM

POINTS

GAME

Overall: 141 vs. Troy, Dec. 11, 1991, at Auburn, Ala.
Home Court: 141 vs. Troy, Dec. 11, 1991, at Auburn, Ala.
Opponent's Court: 109 vs. VCU, Dec. 16, 1976, at Richmond, Va.;
 vs. American-Puerto Rico, Dec. 20, 1999, at San Juan, Puerto Rico
Neutral Court: 120 v. South Alabama, Nov. 27, 1987, at Birmingham, Ala.
First Half: 78 vs. Troy, 78-54, Dec. 11, 1991, at Auburn, Ala.
Second Half: 73 vs. Troy, 73-48, Dec. 9, 1993, at Auburn, Ala.;
 72 vs. Northwestern State, 72-44, Nov. 27, 2015, at Auburn, Ala.
Losing Effort:
 109 vs. UConn, 109-115 (2OT), Nov. 24, 2021, at Paradise Island, Bahamas
By Opponent: 119, Kentucky, 76-119, Feb. 10, 1975, at Lexington, Ky.
Both Teams: 257, vs. Troy, 141-116, Dec. 11, 1991, at Auburn, Ala.

SEASON

Auburn: 3188, 2018-19 (40 games)
Average: 86.6, 1991-92
Scoring Margin: +19.6, 1998-99
By Opponents: 2750, 2018-19 (40 games)

FIELD GOALS

GAME

Made: 55 vs. Troy, Dec. 11, 1991, at Auburn, Ala.
Attempted: 100 vs. Western Carolina, Dec. 4, 1973, at Auburn, Ala.
Percentage: .711 vs. LSU, 27 of 38, Feb. 18, 1961, at Auburn, Ala.
3-Pointers Made:
 21 vs. Coastal Carolina, 21-of-42, Dec. 15, 2016, at Auburn, Ala.
3PT Attempted: 44 vs. LSU, 18-of-44, Feb. 8, 2020, at Auburn, Ala.
3PT Percentage:
 .857 vs. Alabama State, 6-of-7, Dec. 11, 1989, at Auburn, Ala.

SEASON

Made: 1097, 2018-19 (40 games)
Attempted: 2439, 2018-19 (40 games)
Percentage: .521, 532 of 1022, 1959-60
3-Pointers Made: 454, 2018-19 (SEC record)
3-Pointers Attempted: 1204, 2018-19
3-Point Percentage: .452, 182 of 403, 1991-92

FREE THROWS

GAME

Made: 39 vs. Mississippi State, Jan. 3, 1959, at Auburn, Ala.
Attempted: 52 vs. Vanderbilt, Feb. 6, 1954, at Auburn, Ala.
Percentage (25 attempts):
 .964 vs. Alabama, 27 of 28, Dec. 19, 1959, at Birmingham, Ala.
Percentage (10 attempts):
 1.000 vs. Alabama, 11 of 11, Feb. 18, 1995, at Auburn, Ala.

SEASON

Made: 647, 2017-18
Attempted: 910, 2014-15
Percentage: .792, 476 of 601, 1965-66

REBOUNDS

GAME

Made: 79 vs. Jacksonville State, Dec. 3, 1957, at Auburn, Ala.

SEASON

Made: 1452, 1998-99
Average: 52.8, 1957-58

FOULS

GAME

34 vs. Vanderbilt, Feb. 20, 1990, at Nashville, Tenn.

SEASON

734, 2018-19 (40 games)

ASSISTS

GAME

33 vs. Troy, Dec. 11, 1991, at Auburn, Ala.;
 33 vs. LSU, Feb. 12, 1994, at Auburn, Ala.

SEASON

572, 2018-19 (40 games)

TURNOVERS

GAME

Most Committed: 35 vs. Georgia Tech, Feb. 27, 1974, at Auburn, Ala.
Fewest Committed: 3 vs. Georgia, Jan. 19, 1970, at Athens, Ga.;
 at Mississippi State, Feb. 4, 2012, at Starkville, Miss.

SEASON

Most Committed: 551, 1995-96 (32 games)
Fewest Committed: 363, 2013-14 (30 games)
Fewest Committed (Avg.): 11.7 per game, 2018-19 (466 in 40 games)

BLOCKS

GAME

17 vs. Nicholls State, Nov. 25, 2011, at Auburn, Ala.
 (one shy of SEC record, 18 by Arkansas in 1996 and Kentucky in 2011);
 15 vs. Jacksonville State, Dec. 16, 1998, at Auburn, Ala.;
 15 vs. Miami (Fla.) in the NIT, March 14, 2001, at Auburn, Ala.

SEASON

272, 2021-22 (34 games)

STEALS

GAME

21 vs. Louisiana-Monroe, Dec. 6, 2008, at Auburn, Ala.

SEASON

369, 2018-19 (40 games)

ATTENDANCE

One Game:

72,711 vs. Virginia at U.S. Bank Stadium, April 6, 2019 (NCAA Final Four);
34,076 vs. Indiana, Hoosier Dome, March 14, 1987 (NCAA 2nd Round)

Season Total:

498,043, 2018-19, 40 games (12,451 avg.);
414,189, 1999-00, 34 games (12,182 avg.);
401,152, 1998-99, 33 games (12,156 avg.)

Season Home:

173,249, 2000-01, 17 games (10,191 avg.) - season tickets sold out;
157,500, 1999-00, 15 games (10,500 avg.) - season tickets sold out;
150,721, 2019-20, 17 games (8,866 avg.) - season tickets sold out;
145,936, 2021-22, 16 games (9,121 avg.) - season tickets sold out;
138,650, 2018-19, 17 games (8,156 avg.) - season tickets sold out;
133,033, 2014-15, 17 games (7,825 avg.) - season tickets sold out;
131,537, 2017-18, 16 games (8,221 avg.) - season tickets sold out;
126,483, 2010-11, 20 games (6,324 avg.);
123,881, 1998-99, 15 games (8,259 avg.);
123,244, 2015-16, 15 games (8,216 avg.) - season tickets sold out;
117,490, 2016-17, 15 games (7,833 avg.) - season tickets sold out;
110,534, 2011-12, 17 games (6,502 avg.);
100,291, 1992-93, 12 games (8,358 avg.)

Average Home:

10,500, 1999-00, 15 games - season tickets sold out;
10,191, 2000-01, 17 games - season tickets sold out;
9,121, 2021-22, 16 games - season tickets sold out;
8,866, 2019-20, 17 games - season tickets sold out;
8,820, 1975-76, 11 games;
8,758, 1989-90, 11 games;
8,358, 1992-93, 12 games;
8,221, 2017-18, 16 games - season tickets sold out;
8,216, 2015-16, 15 games - season tickets sold out;
8,156, 2018-19, 17 games - season tickets sold out

SEC Average Home:

10,500, 1999-00, 8 games (cap. 10,500);
10,500, 2000-01, 8 games (cap. 10,500);
10,419, 1998-99, 8 games (cap. 10,500);
9,172, 1974-75, 9 games (cap. 12,500);
9,121, 2021-22, 9 games (cap. 9,121)
9,044, 2019-20, 9 games (cap. 9,121);
8,936, 2017-18, 9 games (cap. 9,121);
8,374, 2018-19, 9 games (cap. 9,121)

MISCELLANEOUS

GAME

Margin of Victory: 79 vs. White's Business College, 92-13, 1927-28

Margin of SEC Victory: 54 vs. Alabama, 94-40, Jan. 18, 1998

Margin of Defeat: 80 vs. Georgia, 92-12, 1912-13 at Athens, Ga.

SEASON

Most Wins:

30, 2018-19;
29, 1998-99;
28, 2021-22;
26, 2017-18;
25, 2019-20;
24, 1999-00 and 2008-09;
22, 1984-85, 1985-86 and 2002-03
20, 1927-28, 1958-59 and 1983-84

Overall Win Streak: 30, 1957-58; 11 games and 1958-59; 19 games

Home Win Streak:

36, 1957-61 (Jan. 26, 1957 to Jan. 7, 1961);
30, 1997-00 (March 11, 1998 to March 1, 2000)

Most Losses: 23, 2012-13

Fewest Wins: 1, 1942-43 and 1929-30

Fewest Losses (Modern Era):

4, 1998-99
6, 2021-22



Neville Arena

NEVILLE ARENA RECORDS

INDIVIDUAL

AUBURN

Points: 34, Bryce Brown vs. Dayton, Dec. 8, 2018
Field Goals: 12, Chris Denson vs. Northwestern State, Nov. 15, 2013; Bryce Brown vs. Norfolk State, Nov. 10, 2017
Field Goals Attempted: 24, Kareem Canty vs. Oklahoma State, Jan. 30, 2016
3-Pointers Made: 8, Bryce Brown vs. South Carolina, March 3, 2018
3-Pointers Attempted: 15, Earnest Ross vs. LSU, Jan. 8, 2011
Free Throws: 14, Jared Harper vs. Ole Miss, Jan. 7, 2017; Samir Doughty vs. Kentucky, Feb. 1, 2020
Free Throws Attempted: 18, Cinmeon Bowers vs. Missouri, Jan. 10, 2015; Austin Wiley vs. Alabama, Jan. 21, 2017
Rebounds: 18, Cinmeon Bowers vs. Alabama, Jan. 19, 2016; Cinmeon Bowers vs. Ole Miss, Feb. 20, 2016
Assists: 16, J'Von McCormick vs. CSUN, Nov. 15, 2019
Blocks: 12, Walker Kessler vs. Texas A&M, Feb. 12, 2022

OPPONENTS

Points: 33, Xavier Munford vs. Rhode Island, Nov. 25, 2012
Field Goals: 12, Chris Cokley vs. UAB, Nov. 13, 2015
Field Goals Attempted: 24, Xavier Munford vs. Rhode Island, Nov. 25, 2012
3-Pointers Made: 8, Xavier Munford vs. Rhode Island, Nov. 25, 2012; Josh Davis vs. Samford, Nov. 19, 2010
3-Pointers Attempted: 17, Jaden Shackelford vs. Alabama, Feb. 12, 2020
Free Throws: 16, J.J. Frazier vs. Georgia, Feb. 24, 2016
Free Throws Attempted: 16, Scotty Pippen Jr. vs. Vanderbilt, Feb. 16, 2022; J.J. Frazier vs. Georgia, Feb. 24, 2016
Rebounds: 17, Gavin Ware vs. Mississippi State, Jan. 21, 2015
Assists: 13, Kira Lewis Jr. vs. Alabama, Feb. 12, 2020
Blocks: 7, Nerlens Noel vs. Kentucky, Jan. 19, 2013
Steals: 6, Ayron Hardy vs. Jacksonville, Nov. 27, 2010; Chris Thomas vs. Texas Southern, Dec. 23, 2014

TEAM

AUBURN

Points in a Game: 119 vs. Northwestern State, Nov. 27, 2015; vs. Winthrop, Nov. 24, 2017; 117 vs. Coastal Carolina, Dec. 15, 2016; 116 vs. CSUN, Nov. 15, 2019; 105 vs. Louisiana, Nov. 21, 2014; 103 vs. Mississippi College, Nov. 14, 2018; 101 vs. South Alabama, Nov. 6, 2018; 100 vs. Alabama, Feb. 1, 2022
Points in a Half: 66 vs. CSUN (1st), Nov. 15, 2019
Fewest Points in a Game: 40 vs. Florida, Jan. 20, 2011
Field Goals: 43 vs. Northwestern State, Nov. 27, 2015; 42 vs. Winthrop, Nov. 24, 2017; 42 vs. CSUN, Nov. 15, 2019
Field Goals Attempted: 81 vs. Northwestern State, Nov. 15, 2013; 80 vs. Mississippi College, Nov. 14, 2018
Field Goal Percentage: .654 vs. Ark.-Pine Bluff, 34 of 52, Dec. 30, 2013
3-Pointers Made: 21 vs. Coastal Carolina, Dec. 15, 2016; 18 vs. South Alabama, Nov. 6, 2018; 18 vs. CSUN, Nov. 15, 2019
3-Pointers Attempted: 44 vs. LSU, Feb. 8, 2020; 42 vs. Coastal Carolina, Dec. 15, 2016; 41 vs. Missouri, Jan. 30, 2019
Free Throws: 37 vs. Mississippi State, Feb. 15, 2014
Free Throws Attempted: 44 vs. Kentucky, Feb. 1, 2020
Free Throw Pct. (Min. 10 att.): .938 (15 of 16) vs. CSUN, Nov. 15, 2019

Free Throw Pct. (Min. 30 att.):

.902 (37 of 41) vs. Mississippi State, Feb. 15, 2014
Rebounds: 66 vs. Mississippi College, Nov. 14, 2018
Assists: 27 vs. CSUN, Nov. 15, 2019
Steals: 20 vs. North Florida, Dec. 29, 2018
Blocks: 17 vs. Nicholls State, Nov. 25, 2011

OPPONENTS

Points in a Game: 114 by Florida, Feb. 14, 2017
Fewest Points in a Game: 37 by Alabama, Feb. 6, 2013
Field Goals Attempted: 84 by Alabama, Feb. 12, 2020
3-Pointers Made: 22 by Alabama, Feb. 12, 2020
3-Pointers Attempted: 59 by Alabama, Feb. 12, 2020
3-Point Pct.: .588 by Vanderbilt (10 of 17), Jan. 8, 2020
Free Throws Made: 37 by Florida, Feb. 14, 2017
Free Throws Attempted: 42 by Florida, Feb. 14, 2017
Rebounds: 52 by USC Upstate, Nov. 29, 2016; 51 by Texas A&M, Mar. 1, 2016
Fouls: 31 by Georgia State, Nov. 14, 2016; Mississippi State, Feb. 15, 2014; Nicholls, Nov. 8, 2013; 30 by Alabama, Feb. 1, 2022

MISCELLANEOUS

Win-Loss Record: 133-59 (.693) - 12 seasons
Most Combined Points: 209, 95-114 vs. Florida, Feb. 14, 2017
Widest AU Victory Margin: 51, 103-52 over Mississippi College; 50, 92-42 over Grambling State, Dec. 11, 2012
Widest Margin of Defeat for AU: 31, 83-52 by Florida, Feb. 16, 2013
Most Wins by AU in a Single Season: 16 (2019-20 and 2021-22)
Most Games Lost by AU in a Single Season: 11 (2010-11)
Longest Winning Streak: 19 (Feb. 20, 2019-March 4, 2020)
Longest Losing Streak: 7 (last seven games of 2014-15 season)
Number of 100-Point Games by AU: 7
Number of 100-Point Games by Opponents: 3

ATTENDANCE

Season Home:

- 150,721, 2019-20, 17 games (8,866 avg.)
- 145,936, 2021-22, 16 games (9,121 avg.)
- 138,650, 2018-19, 17 games (8,156 avg.)
- 133,033, 2014-15, 17 games (7,825 avg.)
- 131,537, 2017-18, 16 games (8,221 avg.)
- 126,483, 2010-11, 20 games (6,324 avg.)
- 123,244, 2015-16, 15 games (8,216 avg.)

Average Home:

- 9,121, 2021-22, 16 games (145,936 total)
- 8,866, 2019-20, 17 games (150,721 total)
- 8,221, 2017-18, 16 games (131,537 total)
- 8,216, 2015-16, 15 games (123,244 total)
- 8,156, 2018-19, 17 games (138,650 total)
- 7,833, 2016-17, 15 games (117,490 total)
- 7,825, 2014-15, 17 games (133,033 total)

NEVILLE ARENA ATTENDANCE

#WAR EAGLE

YEAR-BY-YEAR ATTENDANCE

Season	Games	Attendance	Avg.	Record	Pct
2010-11	20	126,483	6,324	9-11	.450
2011-12	17	110,534	6,502	14-3	.824
2012-13	17	106,375	6,257	7-10	.412
2013-14	18	104,815	5,823	12-6	.667
2014-15	17	133,033	7,825	9-8	.529
2015-16	15	123,244	8,216	8-7	.533
2016-17 ##	15	117,490	7,833	## 4-5	.444
2017-18	16	131,537	8,221	15-1	.938
2018-19	17	138,650	8,156	15-2	.882
2019-20	17	150,721	8,866	16-1	.941
2020-21 **	13	23,712	1,824	** 8-5	.615
2021-22	16	145,936	9,121	16-0	1.000
12 Seasons	183	1,316,530	7,194	133-59	.693

** Capacity restrictions due to the COVID-19 pandemic

Record from the 2016-17 season, does not include results that were vacated by the NCAA Committee on Infractions.

CAPACITY CROWDS AT NEVILLE ARENA

1.	9,121	UNC Asheville	11/12/10	69-70
2.	9,121	Alabama	1/22/11	58-68
3.	9,121	Mississippi State	2/12/11	65-62
4.	9,121	Kentucky (#2)	1/11/12	53-68
5.	9,121	Kentucky	1/19/13	53-75
6.	9,121	South Carolina	1/16/15	71-68
7.	9,121	Ole Miss	2/7/15	79-86
8.	9,121	Alabama	2/17/15	68-79
9.	9,121	Georgia	3/7/15	61-64
10.	9,121	UAB	11/13/15	75-74
11.	9,121	Kentucky (#13)	1/16/16	75-70
12.	9,121	Alabama	1/19/16	83-77
13.	9,121	Georgia	12/29/16	84-96
14.	9,121	Ole Miss	1/7/17	85-88
15.	9,121	Alabama	1/21/17	84-64
16.	9,121	Ole Miss	1/9/18	85-70
17.	9,121	Georgia	1/20/18	79-65
18.	9,121	LSU	1/27/18	95-70
19.	9,121	Vanderbilt	2/3/18	93-81
20.	9,121	Kentucky	2/14/18	76-66
21.	9,121	Alabama	2/21/18	90-71
22.	9,121	South Carolina	3/3/18	79-70
23.	9,121	Washington (#25)	11/9/18	88-66
24.	9,121	Georgia	1/12/19	93-78
25.	9,121	Kentucky (#12)	1/19/19	80-82
26.	9,121	Alabama	2/2/19	84-63
27.	9,121	Mississippi State	3/2/19	80-75
28.	9,121	Tennessee (#5)	3/9/19	84-80
29.	9,121	NC State	12/19/19	79-73
30.	9,121	Lehigh	12/21/19	74-51
31.	9,121	Lipscomb	12/29/19	86-59
32.	9,121	Vanderbilt	1/8/20	83-79
33.	9,121	Georgia	1/11/20	82-60
34.	9,121	Iowa State	1/25/20	80-76
35.	9,121	Kentucky (#13)	2/1/20	75-66
36.	9,121	LSU (#18)	2/8/20	91-90
37.	9,121	Alabama	2/12/20	95-91
38.	9,121	Tennessee	2/22/20	73-66
39.	9,121	Ole Miss	2/25/20	67-58
40.	9,121	Texas A&M	3/4/20	75-78
41.	9,121	Morehead State	11/9/21	77-54
42.	9,121	ULM	11/12/21	93-65
43.	9,121	UCF	12/1/21	85-68
44.	9,121	Yale	12/4/21	86-64
45.	9,121	North Alabama	12/14/21	70-44
46.	9,121	Murray State	12/22/21	71-58
47.	9,121	LSU (#16)	12/29/21	70-55
48.	9,121	Florida	1/8/22	85-73
49.	9,121	Georgia	1/19/22	83-60
50.	9,121	Kentucky (#12)	1/22/22	80-71
51.	9,121	Oklahoma	1/29/22	86-68
52.	9,121	Alabama	2/1/22	100-81
53.	9,121	Texas A&M	2/12/22	75-58
54.	9,121	Vanderbilt	2/16/22	94-80
55.	9,121	Ole Miss	2/23/22	77-64
56.	9,121	South Carolina	3/5/22	82-71

2022-23 AUBURN MEN'S BASKETBALL

BEARD-EAVES-MEMORIAL COLISEUM RECORDS

INDIVIDUAL

AUBURN

Points: 60, John Mengelt vs. Alabama, Feb. 14, 1970
Field Goals: 23, John Mengelt vs. Alabama, Feb. 14, 1970
Field Goals Attempted: 44, John Mengelt vs. Alabama, Feb. 14, 1970
3-Pointers Made: 10, Lance Weems vs. Arkansas, Jan. 6, 1996
3-Pointers Attempted: 19, Lance Weems v. Arkansas, Jan. 6, 1996
Free Throws: 15, Eddie Johnson vs. Miss. State, Jan. 20, 1975;
 John Mengelt vs. N.C. State, Dec. 5, 1970
Free Throws Attempted: 21, Bryant Smith vs. Georgia, Jan. 3, 1998
Rebounds: 22, Al Leapheart vs. Alabama, Feb. 14, 1970
Assists: 14, Eddie Johnson vs. Tennessee, Feb. 16, 1976
Blocks: 13, Kyle Davis vs. Miami in the NIT, March 14, 2001

OPPONENTS

Points: 46, Pete Maravich vs. LSU, Jan. 11, 1969
Field Goals Attempted: 41, Pete Maravich vs. LSU, Jan. 11, 1969
3-Pointers Made: 9 by Freddie Banks vs. UNLV, Feb. 1, 1987
3-Pointers Attempted: 17, Lester Hudson vs. UT Martin,
 March 18, 2009 in NIT First Round
Free Throws: 16, Ansu Sesay vs. Ole Miss, Jan. 31, 1998
Free Throws Attempted: 18, Pete Maravich vs. LSU, Jan. 11, 1969

TEAM

AUBURN

Points in a Game: 141 vs. Troy State, Dec. 11, 1991
Points in a Half: 78 vs. Troy State, Dec. 11, 1991
Fewest Points in a Game: 43 vs. Tennessee, Jan. 15, 1997;
 vs. Vanderbilt, Feb. 16, 2005
Field Goals: 55 vs. Troy State, Dec. 11, 1991
Field Goals Attempted: 100 vs. Western Carolina, Dec. 4, 1973
Field Goal Percentage: .683 vs. Georgia State, 41 of 60, Nov. 26, 2002
3-Pointers Made: 15 vs. West Florida, Dec. 12, 1994;
 vs. Arkansas, Jan. 6, 1996; vs. Nicholls State, Nov. 24, 2004
3-Pointers Attempted: 36 vs. #12 LSU, Mar. 1, 2000
Free Throws: 40 vs. Mississippi State, Jan. 20, 1975
Free Throws Attempted: 45 vs. VCU, March 3, 1975

Free Throw Pct.: (Min. 10 att.): 1.000 vs. Alabama, 11 of 11, Feb. 18, 1995;
Free Throw Pct.: (Min. 30 att.): .949 vs. Ole Miss, 37 of 39, Jan. 8, 1995
Rebounds: 78 vs. VCU, March 3, 1975
Assists: 33 vs. Troy State, Dec. 11, 1991; 33 vs. LSU, Feb. 12, 1994
Steals: 21 vs. Louisiana-Monroe, Dec. 6, 2008
Blocks: 15 vs. Miami, March 14, 2001 in the NIT

OPPONENTS

Points in a Game: 117 by Arkansas, Jan. 15, 1994
Fewest Points in a Game: 32 by Tuskegee, Dec. 17, 2008;
 35 by Tennessee, Jan. 15, 1997; Coppin State, Dec. 13, 1999
Field Goals Attempted: 109 by VCU, March 3, 1975
3-Pointers Made: 18 by Troy State, Dec. 11, 1991
3-Pointers Attempted: 59 by Troy State, Dec. 11, 1991
3-Point Pct.: .600 by Xavier, 16 of 26, Jan. 6, 2008
Free Throws Made: 31 by Florida, Feb. 6, 1991
Free Throws Attempted: 46 by Florida, Feb. 6, 1991
Rebounds: 63 by UNLV, Dec. 12, 2004
Fouls: 33 by Kentucky, Jan. 26, 1976; Mississippi State, Jan. 20, 1975

MISCELLANEOUS

Win-Loss Record: 393-183 (.682) - 42 seasons
Most Combined Points: 257, 141-116 over Troy State, Dec. 11, 1991
Widest AU Victory Margin: 56, 100-44 over Arkansas-Pine Bluff,
 Nov. 21, 1999; 55, 100-45 over Stony Brook, Jan. 2, 2000;
 54, 94-40 over Alabama, Jan. 18, 1998; 114-60 over
 Southeastern Louisiana, Nov. 13, 1998
Widest Margin of Defeat for AU: 26, 87-61 by LSU, Feb. 24, 1983
Most Wins by AU in a Single Season: 18 (2008-09)
Most Games Lost by AU in a Single Season: 8 (1993-94)
Longest Winning Streak: 36 (1956-57 season to 1960-61);
 30 (1997-98 season to 1999-2000)
Longest Losing Streak: 6 (1993-94, 1990-91, 1988-89)
Number of 100-Point Games by AU: 29
Number of 100-Point Games by Opponents: 8



Beard-Eaves-Memorial Coliseum

BEARD-EAVES-MEMORIAL COLISEUM ATTENDANCE

YEAR-BY-YEAR ATTENDANCE

Season	Games	Attendance	Avg.	Record	Pct
1968-69	10	71,078	7,107	8-2	.800
1969-70	11	62,296	5,663	5-6	.455
1970-71	11	44,881	4,080	7-4	.636
1971-72	12	49,395	4,116	6-6	.500
1972-73	12	45,184	3,765	5-7	.417
1973-74	12	64,300	5,358	6-6	.500
1974-75	12	98,965	8,247	12-0	1.000
1975-76	11	97,024	8,820	9-2	.818
1976-77	12	83,254	6,938	6-6	.500
1977-78	12	78,241	6,520	8-4	.667
1978-79	11	66,074	6,007	4-7	.364
1979-80	10	68,534	6,853	5-5	.500
1980-81	13	68,601	5,277	6-7	.462
1981-82	13	69,647	5,357	11-2	.846
1982-83	13	86,098	6,623	10-3	.769
1983-84	11	73,392	6,672	9-2	.818
1984-85	14	84,926	6,066	10-4	.714
1985-86	11	79,585	7,235	10-1	.909
1986-87	14	95,541	6,824	11-3	.786
1987-88	13	92,265	7,097	10-3	.769
1988-89	14	80,658	5,761	7-7	.500
1989-90	11	96,339	8,758	7-4	.636
1990-91	14	95,744	6,839	7-7	.500
1991-92	12	90,202	7,517	8-4	.667
1992-93	12	100,291	8,358	9-3	.750
1993-94	15	83,682	5,579	7-8	.467
1994-95	13	82,446	6,342	9-4	.692
1995-96	14	96,206	6,872	9-5	.643
1996-97	15	87,323	5,822	11-4	.733
1997-98	15	91,509	6,100	12-3	.800
1998-99	15	123,881	8,259	15-0	1.000
1999-00	15	157,500 (c)	10,500 (c)	14-1	.933
2000-01	18	173,249	10,191	12-5	.706
2001-02	16	151,200	9,450	11-5	.688
2002-03	17	120,994	7,117	13-4	.765
2003-04	17	114,726	6,749	12-5	.706
2004-05	15	68,880	4,592	8-7	.533
2005-06	16	73,465	4,592	11-5	.688
2006-07	20	106,198	5,310	15-5	.750
2007-08	15	80,882	5,392	8-7	.533
2008-09	22	112,374	5,108	18-4	.818
2009-10	17	106,867	6,286	12-5	.706
42 Seasons	575	3,773,897	6,563	393-182	.683

CAPACITY CROWDS AT BEARD-EAVES-MEMORIAL COLISEUM

1.	10,108	Arkansas (#4)	1/14/95	104-90
2.	10,108	Alabama (#18)	2/18/95	73-86
3.	10,108	Georgia (#17)	1/13/96	89-86
4.	10,108	Mississippi State	2/4/96	(ot) 75-78
5.	10,108	Alabama	2/14/96	72-75
6.	10,108	Kentucky (#1)	2/27/96	73-88
7.	10,108	Alabama	1/18/98	94-40
8.	10,500	Tennessee	1/2/99	90-62
9.	10,500	Arkansas (#18)	1/6/99	83-66
10.	10,500	Florida	1/16/99	88-69
11.	10,500	Mississippi State	1/27/99	64-54
12.	10,500	LSU	2/6/99	80-54
13.	10,500	Alabama	2/13/99	102-61
14.	10,500	Vanderbilt	2/17/99	81-63
15-29.	10,500	1999-2000 season		14-1 overall
30-45.	10,500	2000-01 season (all but NIT)		11-5 overall
46.	10,500	Alabama (#14)	1/12/02	59-56
47.	10,500	Kentucky (#8)	1/22/02	62-69
48.	10,500	Alabama (#9)	1/18/03	77-68
49.	10,500	Kentucky (#9)	2/21/04	59-68
50.	10,500	Alabama	2/24/04	71-72
51.	10,500	Alabama	1/11/06	52-56
52.	10,500	Alabama (#12)	1/23/07	81-57
53.	11,700	Florida (#1)	1/27/07	66-91
54.	10,500	Alabama	2/24/08	88-76
55.	11,007	LSU (#11)	3/7/09	69-53
56.	11,669	Kentucky (#2)	1/16/10	67-72
57.	10,775	Alabama	1/30/10	58-57

* Capacity reduced 12,500 to 10,108; increased to 10,500 in 1998-99

SINGLE-GAME ATTENDANCE HIGHS

1.	12,620	Alabama	3/3/93	78-70
2.	12,612	Alabama	1/10/76	62-63
3.	12,604	Alabama	1/3/91	56-68
4.	12,599	Kentucky	2/10/88	62-69
5.	12,583	UNLV	2/1/87	85-104
6.	12,579	Alabama	2/28/90	65-80
7.	12,578	Alabama	1/27/88	84-74
8.	12,571	Alabama	1/28/89	64-67
	12,571	Kentucky	1/9/78	71-101
10.	12,542	Alabama	1/5/83	91-80
11.	12,534	Alabama	1/18/92	81-63
12.	12,531	Alabama	1/3/77	71-74
13.	12,507	Kentucky	2/8/92	67-85
14.	12,506	Alabama	3/8/75	76-70
15.	12,494	Vanderbilt	1/18/75	93-89
16.	12,468	LSU	2/16/70	64-70

CAREER RECORDS

POINTS

1. Chuck Person	1982-86	2,311
2. Mike Mitchell	1974-78	2,123
3. Wesley Person	1990-94	2,066
4. Eddie Johnson	1973-77	1,988
5. John Mengelt	1968-71	1,920
6. Ronnie Battle	1989-93	1,916
7. Chris Morris	1984-88	1,717
8. Bryce Brown	2015-19	1,673
9. Frankie Sullivan	2008-13	1,556
10. Jeff Moore	1984-88	1,549
11. Marquis Daniels	1999-03	1,530
12. Scott Pohlman	1997-2001	1,442
13. DeWayne Reed	2006-10	1,428
14. Jared Harper	2016-19	1,427
15. Rasheem Barrett	2005-09	1,396
16. Frank Ford	1983-87	1,389
17. Lee DeFore	1963-66	1,386
Aaron Swinson	1991-94	1,386
19. Gary Redding	1972-76	1,334
20. Doc Robinson	1996-2000	1,332
21. Stan Pietkiewicz	1974-78	1,265
22. Frank Tolbert	2004-08	1,242
23. Darrell Lockhart	1979-83	1,236
24. Wes Flanigan	1993-97	1,228
25. KT Harrell	2013-15	1,196



Mike Mitchell

SCORING AVERAGE (MIN. TWO SEASONS)

1. John Mengelt	1968-71	24.8
2. Mike Mitchell	1974-78	20.4
3. Eddie Johnson	1973-77	19.5
4. Wesley Person	1990-94	19.1
5. Lee DeFore	1963-66	19.0
6. KT Harrell	2013-15	18.4
7. Chuck Person	1982-86	18.3
8. Aaron Swinson	1991-94	16.9
9. Ronnie Battle	1989-93	16.8
10. Mustapha Heron	2016-18	15.8

REBOUNDS

1. Mike Mitchell	1974-78	996
2. Jeff Moore	1984-88	950
3. Chuck Person	1982-86	940
4. Gary Redding	1972-76	936
5. Rex Frederick	1956-59	904
6. Chris Morris	1984-88	860
7. Charles Barkley	1981-84	806
8. Mamadou N'diaye	1996-2000	798
9. Korvotney Barber	2005-09	762
10. Earl Banks	1977-81	730

REBOUND AVERAGE

1. Rex Frederick	1956-59	14.3
2. Layton Johns	1960-63	10.2
3. Mike Mitchell	1974-78	9.6
Charles Barkley	1981-84	9.6
Cinmeon Bowers	2014-16	9.6
5. Freddie Guy	1962-65	9.5
6. Bill Alexander	1967-70	9.0
Gary Redding	1972-76	9.0

FIELD GOALS MADE

1. Chuck Person	1982-86	1,017
2. Mike Mitchell	1974-78	926
3. Eddie Johnson	1973-77	789
4. Wesley Person	1990-94	772
5. Ronnie Battle	1989-93	717
6. John Mengelt	1968-71	712
7. Chris Morris	1984-88	694
8. Jeff Moore	1984-88	608
9. Marquis Daniels	1999-2003	597
10. Aaron Swinson	1991-94	574

FIELD GOALS ATTEMPTED

1. Chuck Person	1982-86	1,899
2. Mike Mitchell	1974-78	1,830
3. Eddie Johnson	1973-77	1,777
4. Ronnie Battle	1989-93	1,556
5. Wesley Person	1990-94	1,533
6. John Mengelt	1968-71	1,462
7. Chris Morris	1984-88	1,386
8. Bryce Brown	2015-19	1,351
9. Scott Pohlman	1997-2001	1,274
10. Rasheem Barrett	2005-09	1,254

FIELD GOAL PERCENTAGE (MIN. 100 MADE)

1. Charles Barkley	1981-84	467-746	.626
2. Aaron Swinson	1991-94	574-943	.609
3. Walker Kessler	2021-22	163-268	.608
4. Porter Gilbert	1958-61	250-419	.597
5. Korvotney Barber	2005-09	476-812	.586
6. Chris Davis	1994-95	131-226	.580
7. Austin Wiley	2016-20	257-447	.575
8. Layton Johns	1960-63	285-499	.571
9. Joe Newton	1962-65	238-418	.570
10. Aubrey Wiley	1991-94	249-440	.566

CAREER RECORDS

3-POINT FIELD GOALS MADE

1. Bryce Brown	2015-19	382
2. Wesley Person	1990-94	262
3. Lance Weems	1992-96	240
4. Ronnie Battle	1989-93	236
5. Frankie Sullivan	2008-13	228
6. Jared Harper	2016-19	213
7. Scott Pohlman	1997-2001	206
8. Tay Waller	2008-10	187
9. Daymeon Fishback	1996-2000	185
10. DeWayne Reed	2006-10	184

3-POINT FIELD GOALS ATTEMPTED

1. Bryce Brown	2015-19	975
2. Frankie Sullivan	2008-13	713
3. Lance Weems	1992-96	626
4. Scott Pohlman	1997-2001	609
5. Wesley Person	1990-94	594
Jared Harper	2016-19	594
7. DeWayne Reed	2006-10	575
8. Ronnie Battle	1989-93	558
9. Daymeon Fishback	1996-2000	530
10. Tay Waller	2008-10	484

3-POINT FIELD GOAL PCT. (MIN. 1.0 PER GAME)

1. Wesley Person	1990-94	262-594	.441
2. Ronnie Battle	1989-93	236-558	.423
3. Jabari Smith	2021-22	79-188	.420
4. John Caylor	1986-91	65-157	.414
5. Keenan Carpenter	1987-89	103-251	.410
6. Larry Patrick	1989-91	38-94	.404
7. KT Harrell	2013-15	164-410	.400
8. Bryce Brown	2015-19	382-975	.392
9. Gerald White	1983-87	34-87	.391
10. Ray Donald	1994-96	93-239	.389
Chuma Okeke	2017-19	89-229	.389

FREE THROWS MADE

1. John Mengelt	1968-71	496
2. Eddie Johnson	1973-77	410
3. Chris Denson	2010-14	341
4. Wes Flanigan	1993-97	338
5. Frankie Sullivan	2009-13	334
6. Jeff Moore	1984-88	329
7. DeWayne Reed	2006-10	324
8. KT Harrell	2013-15	296
9. Reggie Gallon	1989-93	289
10. Chris Morris	1984-88	287

FREE THROWS ATTEMPTED

1. John Mengelt	1968-71	619
2. Jared Harper	2016-19	528
3. Chris Denson	2010-14	527
4. Eddie Johnson	1973-77	512
5. DeWayne Reed	2006-10	492
6. Wes Flanigan	1993-97	485
7. Korvotney Barber	2005-09	445
8. Frankie Sullivan	2009-13	431
9. Chris Brandt	1988-92	429
Jeff Moore	1984-88	429

FREE THROW PERCENTAGE

1. Ian Young	2004-05	120-140	.857
2. Danjel Purifoy	2016-20	135-159	.849
3. KT Harrell	2013-15	296-353	.839
4. Stan Pietkiewicz	1974-78	241-289	.834
5. Ray Donald	1994-96	113-136	.831
6. Lee DeFore	1963-66	278-338	.822
7. Scott Pohlman	1997-2001	240-293	.819
8. Jimmy Fibbe	1958-61	198-247	.802
9. John Mengelt	1968-71	496-619	.801
10. Eddie Johnson	1973-77	410-512	.800

ASSISTS

1. Gerald White	1983-87	624
2. Wes Flanigan	1993-97	573
3. Doc Robinson	1996-2000	568
4. Quantez Robertson	2005-09	529
5. Jared Harper	2016-19	511
6. Eddie Johnson	1973-77	499
7. DeWayne Reed	2006-10	477
8. Reggie Gallon	1989-93	466
9. Paul Daniels	1980-84	460
10. Stan Pietkiewicz	1974-78	356

BLOCKS

1. Kyle Davis	2000-04	360
2. Mamadou N'diaye	1996-2000	241
3. Anfernee McLemore	2016-20	187
4. Horace Spencer	2015-19	170
5. Walker Kessler	2021-22	155
Korvotney Barber	2005-09	155
7. Charles Barkley	1981-84	145
8. Chris Morris	1984-88	141
9. Pat Burke	1993-97	133
10. Austin Wiley	2016-20	118

STEALS

1. Quantez Robertson	2005-09	210
DeWayne Reed	2006-10	210
3. Marquis Daniels	1999-2003	208
4. Frankie Sullivan	2008-13	190
5. Chris Morris	1984-88	189
6. Bryant Smith	1995-99	186
7. Reggie Gallon	1989-93	177
8. Gerald White	1983-87	164
10. Frank Ford	1983-87	156

Note: Figures not available prior to 1978-79 season.

GAMES PLAYED

1. Frankie Sullivan	2009-13	134
2. Bryce Brown	2018-19	131
3. Anfernee McLemore	2016-20	130
4. Scott Pohlman	1997-2001	129
Frank Ford	1983-87	129
DeWayne Reed	2006-10	120
7. Doc Robinson	1996-2000	128
Mamadou N'diaye	1996-2000	128
Chris Morris	1984-88	128
10. Daymeon Fishback	1996-2000	127

SINGLE-SEASON RECORDS - INDIVIDUAL

POINTS

1.	Chuck Person	1984-85	747
2.	John Mengelt	1970-71	738
3.	Chuck Person	1985-86	710
4.	John Mengelt	1969-70	696
5.	Mike Mitchell	1977-78	671
6.	KT Harrell	2014-15	648
7.	Bryce Brown	2018-19	637
8.	Marquis Daniels	2002-03	625
9.	Wesley Person	1993-94	621
10.	Chris Morris	1987-88	620
11.	Lee DeFore	1965-66	615
12.	Jared Harper	2018-19	613
13.	Chuck Person	1983-84	593
14.	Aaron Swinson	1993-94	579
15.	Jabari Smith	2021-22	576
16.	Chris Denson	2013-14	572
17.	Eddie Johnson	1973-74	567
18.	KT Harrell	2013-14	548
19.	Wesley Person	1991-92	538
	Jeff Moore	1986-87	538

SCORING AVERAGE

1.	John Mengelt	1970-71	28.4
2.	John Mengelt	1969-70	26.8
3.	Mike Mitchell	1977-78	24.9
4.	Lee DeFore	1965-66	23.7
5.	Wesley Person	1993-94	22.2
6.	Chuck Person	1984-85	22.0
7.	Eddie Johnson	1973-74	21.8
8.	Chuck Person	1985-86	21.5
9.	Eddie Johnson	1974-75	20.9
10.	Aaron Swinson	1993-94	20.7
	Chris Morris	1987-88	20.7
12.	Sharife Cooper	2020-21	20.2
13.	Wesley Person	1991-92	19.9
14.	Eddie Johnson	1975-76	19.7
15.	Mike Mitchell	1976-77	19.4
	John Mengelt	1968-69	19.4
17.	Chris Denson	2013-14	19.1
	Chuck Person	1983-84	19.1
	Stan Pietkiewicz	1977-78	19.1
20.	Keenan Carpenter	1988-89	19.0

REBOUNDS

1.	Korvotney Barber	2008-09	347
2.	Cinmeon Bowers	2014-15	326
3.	Rex Frederick	1957-58	325
4.	Rex Frederick	1956-57	322
5.	Bill Alexander	1969-70	316
6.	Freddie Guy	1964-65	306
7.	Chuck Person	1984-85	303
8.	Pepto Bolden	1973-74	302
9.	Chris Morris	1987-88	295
10.	Jim Retseck	1970-71	294

REBOUND AVERAGE

1.	Rex Frederick	1956-57	15.3
2.	Rex Frederick	1957-58	14.8
3.	Rex Frederick	1958-59	12.9
4.	Layton Johns	1962-63	12.4
5.	Bob Miller	1952-53	12.3
6.	Freddie Guy	1964-65	12.2
7.	Bill Alexander	1969-70	12.1
8.	Pepto Bolden	1973-74	11.6
9.	Bob Miller	1953-54	11.5
10.	Mike Mitchell	1974-75	11.4

FIELD GOALS MADE

1.	Chuck Person	1984-85	334
2.	Chuck Person	1985-86	310
3.	Mike Mitchell	1977-78	283
4.	John Mengelt	1970-71	265
5.	John Mengelt	1969-70	258
6.	Chuck Person	1983-84	255
7.	Marquis Daniels	2002-03	244
8.	Chris Morris	1987-88	241
	Lee DeFore	1965-66	241
10.	Aaron Swinson	1993-94	234

FIELD GOALS ATTEMPTED

1.	Chuck Person	1984-85	614
2.	Chuck Person	1985-86	597
3.	John Mengelt	1969-70	554
4.	John Mengelt	1970-71	548
5.	Mike Mitchell	1977-78	544
6.	Eddie Johnson	1973-74	538
7.	Lee DeFore	1965-66	516
8.	Chris Morris	1987-88	501
9.	Marquis Daniels	2002-03	476
10.	Chuck Person	1983-84	470



Lee DeFore

SINGLE-SEASON RECORDS - INDIVIDUAL

FIELD GOAL PERCENTAGE

1. Charles Barkley	1982-83	161-250	.644
2. Charles Barkley	1983-84	162-254	.638
3. Aaron Swinson	1993-94	234-371	.631
4. Walker Kessler	2021-22	163-268	.608
5. Joe Newton	1964-65	126-208	.606
6. Aaron Swinson	1992-93	183-305	.600
7. Charles Barkley	1981-82	144-242	.595
8. Aaron Swinson	1991-92	157-267	.588
9. Marco Killingsworth	2003-04	145-247	.587
10. Layton Johns	1961-62	129-221	.584
Austin Wiley	2016-17	73-125	.584

3-POINT FIELD GOALS MADE

1. Bryce Brown	2018-19	141
2. Lance Weems	1995-96	108
3. Bryce Brown	2017-18	107
4. Tay Waller	2008-09	100
5. KT Harrell	2014-15	98
Jared Harper	2018-19	98
7. Wesley Person	1993-94	93
8. Tay Waller	2009-10	87
9. Keenan Carpenter	1988-89	84
10. Jabari Smith	2021-22	79

3-POINT FIELD GOALS ATTEMPTED

1. Bryce Brown	2018-19	344
2. Bryce Brown	2017-18	280
3. Lance Weems	1995-96	279
4. Tay Waller	2008-09	272
5. Jared Harper	2018-19	265
6. KT Harrell	2014-15	226
7. Tay Waller	2009-10	212
8. Adam Harrington	2000-01	211
Bryce Brown	2015-16	211
10. Wesley Person	1993-94	210

3-POINT FIELD GOAL PCT. (MIN. 1.0 PER GAME)

1. Ronnie Battle	1991-92	71-139	.511
2. Wesley Person	1991-92	69-141	.489
3. Franklin Williams	1995-96	32-68	.471
4. Wesley Person	1992-93	58-125	.464
5. Wesley Person	1993-94	93-210	.443
6. KT Harrell	2014-15	98-226	.434
7. Quan Prowell	2006-07	35-81	.432
8. Samir Doughty	2018-19	45-106	.425
9. Mustapha Heron	2016-17	44-104	.423
10. John Caylor	1987-88	40-95	.421

FREE THROWS MADE

1. John Mengelt	1970-71	208
2. John Mengelt	1969-70	180
3. Chris Denson	2013-14	176
4. Jared Harper	2017-18	166
5. KT Harrell	2014-15	162
6. Jared Harper	2018-19	149
7. Wally Tinker	1967-68	148
Samir Doughty	2019-20	148
9. Bob Miller	1953-54	144
10. Mustapha Heron	2017-18	139

FREE THROWS ATTEMPTED

1. Chris Denson	2013-14	268
2. John Mengelt	1970-71	256
3. John Mengelt	1969-70	225
4. Bob Miller	1953-54	213
5. Cinmeon Bowers	2014-15	207
6. Mustapha Heron	2017-18	202
7. Wally Tinker	1967-68	199
KT Harrell	2014-15	199
9. Tyler Harris	2015-16	194
10. Samir Doughty	2019-20	193

FREE THROW PERCENTAGE

1. Eddie Johnson	1974-75	102-116	.879
Danjel Purifoy	2016-17	80-91	.879
3. Stan Pietkiewicz	1977-78	128-146	.877
4. KT Harrell	2013-14	134-154	.870
5. Jimmy Fibbe	1960-61	83-96	.865
Ian Young	2004-05	83-96	.865
7. Scott Pohlman	1998-99	69-80	.863
8. Jimmy Montgomery	1965-66	83-97	.856
9. Lee DeFore	1965-66	133-156	.853
10. Frankie Sullivan	2009-10	80-94	.851
11. Wendell Green Jr.	2021-22	76-90	.844

ASSISTS

1. Jared Harper	2018-19	231
2. Gerald White	1985-86	221
3. Wes Flanigan	1995-96	214
4. Jamison Brewer	2000-01	187
5. Gerald White	1984-85	185
Jared Harper	2017-18	185
7. Doc Robinson	1999-2000	175
8. Wendell Green Jr.	2021-22	172
9. Doc Robinson	1998-99	166
10. Quantez Robertson	2006-07	163

BLOCKS

1. Walker Kessler	2021-22	155
2. Kyle Davis	2002-03	126
3. Kyle Davis	2000-01	84
4. Kyle Davis	2001-02	78
5. Mamadou N'diaye	1998-99	77
6. Mamadou N'diaye	1997-98	73
Anfernee McLemore	2017-18	73
8. Kyle Davis	2003-04	72
9. Mamadou N'diaye	1999-2000	66
10. Horace Spencer	2015-16	65

Note: Figures not available prior to 1978-79 season.

STEALS

1. Marquis Daniels	2002-03	78
2. Marquis Daniels	2000-01	71
3. Chuma Okeke	2018-19	69
4. Bryant Smith	1997-98	67
DeWayne Reed	2008-09	67
6. Wes Flanigan	1995-96	64
Chris Porter	1998-99	64
K.D. Johnson	2021-22	64
Derrick Dennison	1989-90	64
10. Quantez Robertson	2007-08	63

Note: Figures not available prior to 1978-79 season.

SINGLE-SEASON RECORDS - FRESHMAN

POINTS

1. Jabari Smith, F	2021-22	576
2. Eddie Johnson, G	1973-74	567
3. Ronnie Battle, G	1989-90	527
4. Toney Douglas, G	2004-05	525
5. Mustapha Heron, G	2016-17	485
6. Mike Mitchell, F	1974-75	461
7. Wesley Person, G	1990-91	400
8. Jared Harper, G	2016-17	365
9. Isaac Okoro, F	2019-20	359
10. Charles Barkley, F/C	1981-82	356

SCORING AVERAGE

1. Eddie Johnson, G	1973-74	21.8
2. Mike Mitchell, F	1974-75	18.4
3. Ronnie Battle, G	1989-90	17.0
4. Jabari Smith, F	2021-22	16.9
Toney Douglas, G	2004-05	16.9
6. Wesley Person, G	1990-91	15.4
7. Mustapha Heron, G	2016-17	15.2
8. Isaac Okoro, F	2019-20	12.8
9. Charles Barkley, F/C	1981-82	12.7
10. Danjel Purifoy, F	2016-17	11.5
Gary Redding, F	1972-73	11.5

REBOUNDS

1. Pepto Bolden, F	1973-74	302
2. Mike Mitchell, F	1974-75	286
3. Charles Barkley, F/C	1981-82	275
4. Jabari Smith, F	2021-22	252
5. Jeff Moore, F	1984-85	240
6. Gary Redding, F	1972-73	214
7. Mustapha Heron, G	2016-17	195
8. Kyle Davis, C	2000-01	178
9. Earl Banks, F	1977-78	173
10. Chris Morris, G	1984-85	169

REBOUND AVERAGE

1. Pepto Bolden, F	1973-74	11.62
2. Mike Mitchell, F	1974-75	11.44
3. Charles Barkley, F/C	1981-82	9.82
4. Gary Redding, F	1972-73	8.23
5. Jabari Smith, F	2021-22	7.41
6. Jeff Moore, F	1984-85	7.06
7. Earl Banks, F	1977-78	6.41
8. Bobby Cattage, C	1977-78	6.32
9. Myles Patrick, C	1974-75	6.15
10. Mustapha Heron, G	2016-17	6.09

FIELD GOALS MADE

1. Eddie Johnson, G	1973-74	231
2. Mike Mitchell, F	1974-75	204
3. Ronnie Battle, G	1989-90	202
4. Jabari Smith, F	2021-22	183
5. Toney Douglas, G	2004-05	179
6. Chris Morris, G	1984-85	155
7. Wesley Person, G	1990-91	153
8. Mustapha Heron, G	2016-17	152
9. Charles Barkley, F/C	1981-82	144
10. Isaac Okoro, F	2019-20	125

FIELD GOALS ATTEMPTED

1. Eddie Johnson, G	1973-74	538
2. Jabari Smith, F	2021-22	427
3. Mike Mitchell, F	1974-75	426
4. Toney Douglas, G	2004-05	422
5. Ronnie Battle, G	1989-90	416
6. Mustapha Heron, G	2016-17	344
7. Wesley Person, G	1990-91	325
Chris Morris, G	1984-85	325
9. Scott Pohlman, G	1997-98	293
10. Gary Redding, F	1972-73	278

FIELD GOAL PERCENTAGE

1. Anfernee McLemore, F	2016-17	0.683
2. Charles Barkley, F/C	1981-82	0.595
3. Austin Wiley, C	2016-17	0.584
4. Korvotney Barber, F	2005-06	0.574
5. Abdou Diame, F	2000-01	0.542
6. Chuck Person, F/C	1982-83	0.541
7. Pepto Bolden, F	1973-74	0.533
8. Marco Killingsworth, F	2001-02	0.529
9. Franklin Williams, F	1994-95	0.528
10. Isaac Okoro, F	2019-20	0.510

3-POINT FIELD GOALS MADE

1. Jabari Smith, F	2021-22	79
2. Bryce Brown, G	2015-16	78
3. Ronnie Battle, G	1989-90	64
4. Toney Douglas, G	2004-05	62
5. Danjel Purifoy, F	2016-17	59
6. Daymeon Fishback, G	1996-97	57
7. Jared Harper, G	2016-17	54
8. Scott Pohlman, G	1997-98	53
9. Mustapha Heron, G	2016-17	44
10. Tahj Shamsid-Deen, G	2013-14	43

3-POINT FIELD GOALS ATTEMPTED

1. Bryce Brown, G	2015-16	211
2. Jabari Smith, F	2021-22	188
3. Daymeon Fishback, G	1996-97	174
4. Toney Douglas, G	2004-05	166
5. Ronnie Battle, G	1989-90	164
6. Scott Pohlman, G	1997-98	162
7. Danjel Purifoy, F	2016-17	160
8. Jared Harper, G	2016-17	157
9. Tahj Shamsid-Deen, G	2013-14	130
10. Frankie Sullivan, G	2008-09	124

3-POINT FIELD GOAL PCT. (MIN. 1.0 PER GAME)

1. Mustapha Heron, G	2016-17	0.423
2. Jabari Smith, F	2021-22	0.420
3. Jay Heard, G	1998-99	0.419
4. Chuma Okeke, F	2017-18	0.391
5. Jordan Price, G	2012-13	0.390
Rasheem Barrett, G	2005-06	0.390
7. Ronnie Battle, G	1989-90	0.390
8. Toney Douglas, G	2004-05	0.373
9. Bryce Brown, G	2015-16	0.370
10. Danjel Purifoy, F	2016-17	0.369

SINGLE-SEASON RECORDS - FRESHMAN

FREE THROWS MADE

1. Mustapha Heron, G	2016-17	137
2. Jabari Smith, F	2021-22	131
3. Toney Douglas, G	2004-05	105
Eddie Johnson, G	1973-74	105
5. Jared Harper, G	2016-17	103
6. Reggie Gallon, G	1989-90	99
7. Isaac Okoro, F	2019-20	89
8. Sharife Cooper, G	2020-21	85
9. Danjel Purifoy, F	2016-17	80
10. Charles Barkley, F/C	1981-82	68

FREE THROWS ATTEMPTED

1. Mustapha Heron, G	2016-17	178
2. Jabari Smith, F	2021-22	164
3. Jared Harper, G	2016-17	146
4. Toney Douglas, G	2004-05	133
5. Isaac Okoro, F	2019-20	132
6. Eddie Johnson, G	1973-74	130
7. Reggie Gallon, G	1989-90	128
8. Austin Wiley, C	2016-17	114
9. Charles Barkley, F/C	1981-82	107
10. Sharife Cooper, G	2020-21	103

FREE THROW PERCENTAGE

1. Danjel Purifoy, F	2016-17	0.879
2. Scott Pohlman, G	1997-98	0.831
3. Bryce Brown, G	2015-16	0.826
4. Michael Jones, F	1985-86	0.820
5. Eddie Johnson, G	1973-74	0.807
6. Frank Poindexter, F	1979-80	0.806
Alvin Mumphord, G	1979-80	0.806
8. Jabari Smith, F	2021-22	0.799
9. Toney Douglas, G	2004-05	0.789
10. Reggie Gallon, G	1989-90	0.773

ASSISTS

1. Wes Flanigan, G	1993-94	137
2. Quantez Robertson, G	2005-06	130
3. Reggie Gallon, G	1989-90	119
4. Sharife Cooper, G	2020-21	97
5. Doc Robinson, G	1996-97	96
6. Jared Harper, G	2016-17	95
Lewis Card, G	1978-79	95
8. Gerald White, G	1983-84	94
9. DeWayne Reed, G	2006-07	93
10. Tahj Shamsid-Deen, G	2013-14	86

ASSISTS PER GAME

1. Quantez Robertson, G	2005-06	5.65
2. Wes Flanigan, G	1993-94	4.89
3. Lewis Card, G	1978-79	4.52
4. Reggie Gallon, G	1989-90	3.84
5. Doc Robinson, G	1996-97	3.10
6. Gerald White, G	1983-84	3.03
7. DeWayne Reed, G	2006-07	3.00
8. Jared Harper, G	2016-17	2.97
9. Pepto Bolden, F	1973-74	2.88
10. Tahj Shamsid-Deen, G	2013-14	2.87

BLOCKS

1. Kyle Davis, C	2000-01	84
2. Horace Spencer, F	2015-16	65
3. Charles Barkley, F/C	1981-82	51
4. Chris Morris, G	1984-85	45
5. Korvotney Barber, F	2005-06	43
6. Randy Hughes, F	1997-98	42
7. Anfernee McLemore, F	2016-17	37
JT Thor, F	2020-21	37
9. Jabari Smith, F	2021-22	35
10. Michael Jones, F	1985-86	34

Note: Figures not available prior to 1978-79 season.

BLOCKS PER GAME

1. Kyle Davis, C	2000-01	2.47
2. Horace Spencer, F	2015-16	2.10
3. Randy Hughes, F	1997-98	1.83
4. Charles Barkley, F/C	1981-82	1.82
5. Korvotney Barber, F	2005-06	1.54
6. JT Thor, F	2020-21	1.37
7. Austin Wiley, C	2016-17	1.35
8. Chris Morris, G	1984-85	1.32
9. Wesley Person, G	1990-91	1.19
10. Anfernee McLemore, F	2016-17	1.16

Note: Figures not available prior to 1978-79 season.

STEALS

1. Toney Douglas, G	2004-05	43
Chris Morris, G	1984-85	43
3. Danjel Purifoy, F	2016-17	41
DeWayne Reed, G	2006-07	41
Jay Heard, G	1998-99	41
6. Frankie Sullivan, G	2008-09	39
7. Ronnie Battle, G	1989-90	38
8. Jabari Smith, F	2021-22	37
Jared Harper, G	2016-17	37
Quantez Robertson, G	2005-06	37

Note: Figures not available prior to 1978-79 season.

STEALS PER GAME

1. Danjel Purifoy, F	2016-17	1.41
2. Toney Douglas, G	2004-05	1.39
3. Wesley Person, G	1990-91	1.35
4. Quantez Robertson, G	2005-06	1.32
5. Chris Morris, G	1984-85	1.26
6. Jay Heard, G	1998-99	1.24
7. Ronnie Battle, G	1989-90	1.23
8. Josh Dollard, F	2005-06	1.22
9. Brandon Robinson, G	2001-02	1.21
10. Jared Harper, G	2016-17	1.16
Scott Pohlman, G	1997-98	1.16

Note: Figures not available prior to 1978-79 season.

SINGLE-SEASON RECORDS - FRESHMAN

GAMES PLAYED

1.	Jabari Smith, F	2021-22	34
	Davion Mitchell, G	2017-18	34
	Chuma Okeke, F	2017-18	34
	Frankie Sullivan, G	2008-09	34
	Jeff Moore, F	1984-85	34
	Chris Morris, G	1984-85	34
7.	Jay Heard, G	1998-99	33
	Michael Jones, F	1985-86	33
9.	Jared Harper, G	2016-17	32
	Mustapha Heron, G	2016-17	32
	Anfernee McLemore, F	2016-17	32
	Shaquille Johnson, G	2012-13	32
	Earnest Ross, G	2009-10	32
	Abdou Diame, F	2000-01	32
	Derek Caldwell, G/F	1995-96	32
	Adrian Chilliest, F	1995-96	32

GAME STARTED

1.	Jabari Smith, F	2021-22	34
2.	Mustapha Heron, G	2016-17	32
3.	Toney Douglas, G	2004-05	31
	Ronnie Battle, G	1989-90	31
	Reggie Gallon, G	1989-90	31
6.	Jared Harper, G	2016-17	30
	Tahj Shamsid-Deen, G	2013-14	30
	Chris Morris, G	1984-85	30
	Frank Ford, G	1983-84	30
10.	Scott Pohlman, G	1997-98	29
	Jeff Moore, F	1984-85	29

MINUTES PLAYED

1.	Toney Douglas, G	2004-05	1,103
2.	Reggie Gallon, G	1989-90	1,088
3.	Chris Morris, G	1984-85	1,032
4.	Ronnie Battle, G	1989-90	1,020
5.	Quantez Robertson, G	2005-06	991
6.	Jabari Smith, F	2021-22	977
7.	Frank Ford, G	1983-84	927
8.	Mustapha Heron, G	2016-17	901
9.	Scott Pohlman, G	1997-98	888
10.	Isaac Okoro, F	2019-20	882

MINUTES PER GAME

1.	Toney Douglas, G	2004-05	35.6
2.	Quantez Robertson, G	2005-06	35.4
3.	Reggie Gallon, G	1989-90	35.1
4.	Wesley Person, G	1990-91	33.0
5.	Ronnie Battle, G	1989-90	32.9
6.	Isaac Okoro, F	2019-20	31.5
7.	Chris Morris, G	1984-85	30.4
8.	Frank Ford, G	1983-84	29.9
9.	Scott Pohlman, G	1997-98	29.6
10.	Tahj Shamsid-Deen, G	2013-14	29.3

DOUBLE FIGURE GAMES

1.	Mustapha Heron, G	2016-17	31
2.	Ronnie Battle, G	1989-90	26
3.	Mike Mitchell, F	1974-75	24
	Eddie Johnson, G	1973-74	24

5.	Toney Douglas, G	2004-05	23
6.	Wesley Person, G	1990-91	22
7.	Isaac Okoro, F	2019-20	20
8.	Rasheem Barrett, G	2005-06	19
	Gary Redding, F	1972-73	19
10.	Jared Harper, G	2016-17	18
	Charles Barkley, F/C	1981-82	18

20-POINT GAMES

1.	Eddie Johnson, G	1973-74	18
2.	Jabari Smith, F	2021-22	14
3.	Toney Douglas, G	2004-05	12
	Mike Mitchell, F	1974-75	12
5.	Ronnie Battle, G	1989-90	11
6.	Wesley Person, G	1990-91	7
7.	Mustapha Heron, G	2016-17	6
8.	Sharife Cooper, G	2020-21	5
	Jared Harper, G	2016-17	5
10.	Danjel Purifoy, F	2016-17	3
	Bryce Brown, G	2015-16	3
	Rasheem Barrett, G	2005-06	3
	Chris Morris, G	1984-85	3
	Chuck Person, F/C	1982-83	3
	Charles Barkley, F/C	1981-82	3
	Pepto Bolden, F	1973-74	3
17.	Frank Tolbert, G	2004-05	2
	Scott Pohlman, G	1997-98	2
	Reggie Gallon, G	1989-90	2
	Frank Poindexter, F	1979-80	2
	Gary Redding, F	1972-73	2
22.	Isaac Okoro, F	2020-21	1
	JT Thor, F	2020-21	1
	Austin Wiley, C	2016-17	1
	Chris Denson, G	2010-11	1
	Frankie Sullivan, G	2008-09	1
	Abdou Diame, F	2000-01	1
	Jay Heard, G	1998-99	1
	Willie Jone, F	1991-92	1
	Matt Geiger, C	1987-88	1
	Gerald White, G	1983-84	1
	Vince Martello, G	1980-81	1
	Bubba Price, G	1976-77	1
	Wayne Bracy, G	1974-75	1

25-POINT GAMES

1.	Eddie Johnson, G	1973-74	13
2.	Jabari Smith, F	2021-22	5
	Sharife Cooper, G	2020-21	5
	Ronnie Battle, G	1989-90	5
5.	Toney Douglas, G	2004-05	3
	Mike Mitchell, F	1974-75	3
	Danjel Purifoy, F	2016-17	2
	Wesley Person, G	1990-91	2
	Chris Morris, G	1984-85	2
10.	Austin Wiley, C	2016-17	1
	Bryce Brown, G	2015-16	1
	Rasheem Barrett, G	2005-06	1
	Josh Dollard, F	2005-06	1
	Frank Tolbert, G	2004-05	1
	Abdou Diame, F	2000-01	1
	Chuck Person, F/C	1982-83	1
	Charles Barkley, F/C	1981-82	1
	Vince Martello, G	1980-81	1
	Frank Poindexter, F	1979-80	1
	Gary Redding, F	1972-73	1

SINGLE-SEASON RECORDS - FRESHMAN

30-POINT GAMES

1. Toney Douglas, G	2004-05	3
Eddie Johnson, G	1973-74	3
3. Mike Mitchell, F	1974-75	2
4. Jabari Smith, F	2021-22	1
Wesley Person, G	1990-91	1
Ronnie Battle, G	1989-90	1
Pepto Bolden, F	1973-74	1

DOUBLE-DOUBLES

1. Mike Mitchell, F	1974-75	18
2. Charles Barkley, F/C	1981-82	13
3. Pepto Bolden, F	1973-74	10
4. Jabari Smith, F	2021-22	7
Bobby Cattage, C	1977-78	7
6. Gary Redding, F	1972-73	5
7. Jeff Moore, F	1984-85	4
8. Sharife Cooper, G	2020-21	3
Chuma Okeke, F	2017-18	3
Mustapha Heron, G	2016-17	3
Brandon Robinson, G	2001-02	3
Chris Morris, G	1984-85	3
Darrell Lockhart, F	1979-80	3
Earl Banks, F	1977-78	3
15. Toney Douglas, G	2004-05	2
Chuck Person, F/C	1982-83	2
Myles Patrick, C	1974-75	2
18. Austin Wiley, C	2016-17	1
David Hamilton, F	1998-99	1
Wes Flanigan, G	1993-94	1
Willie Jones, F	1991-92	1
Wesley Person, G	1990-91	1
Johnny Benjamin, G	1988-89	1
Robert McKie, C	1988-89	1

DOUBLE-DOUBLES (PTS-ASTS ONLY)

1. Sharife Cooper, G	2020-21	3
2. Wes Flanigan, G	1993-94	1

10-REBOUND GAMES

1. Mike Mitchell, F	1974-75	18
2. Charles Barkley, F/C	1981-82	16
Pepto Bolden, F	1973-74	16
4. Jabari Smith, F	2021-22	9
5. Bobby Cattage, C	1977-78	7
6. Myles Patrick, C	1974-75	5
Gary Redding, F	1972-73	5
8. Chuma Okeke, F	2017-18	4
Brandon Robinson, G	2001-02	4
Robert McKie, C	1988-89	4
Jeff Moore, F	1984-85	4
12. Mustapha Heron, G	2016-17	3
Kyle Davis, C	2000-01	3
David Hamilton, F	1998-99	3
Chris Morris, G	1984-85	3
Darrell Lockhart, F	1979-80	3
Earl Banks, F	1977-78	3
18. Toney Douglas, G	2004-05	2
Randy Hughes, F	1997-98	2
Willie Jones, F	1991-92	2
Chuck Person, F/C	1982-83	2
22. Anfernee McLemore, F	2016-17	1
Danjel Purifoy, F	2016-17	1
Austin Wiley, C	2016-17	1
Horace Spencer, F	2015-16	1
Matthew Atewe, C	2013-14	1
Ty Armstrong, F	2009-10	1
Korvotney Barber, F	2005-06	1
Joey Cameron, F	2005-06	1
Josh Dollard, F	2005-06	1
Quantez Robertson, G	2005-06	1
Abdou Diame, F	2000-01	1
Franklin Williams, F	1994-95	1
Wesley Person, G	1990-91	1
Johnny Benjamin, G	1988-89	1

10-ASSIST GAMES

1. Sharife Cooper, G	2020-21	3
2. Wes Flanigan, G	1993-94	1
Reggie Gallon, G	1989-90	1
Lewis Card, G	1978-79	1

Note: Freshmen were first allowed to participate prior to the 1972-73 season. For all per game records, freshmen must have played in at least 50 percent of games.

SINGLE-SEASON RECORDS - TEAM

WINS

1.	30	2018-19
2.	28	2021-22
3.	29	1998-99
4.	26	2017-18
5.	25	2019-20
6.	24	2008-09
	24	1999-00
8.	22	2002-03
	22	1985-86
	22	1984-85
11.	20	1983-84
	20	1958-59
	20	1927-28

WINNING PERCENTAGE

1.	.909 (20-2)	1958-59
	.909 (20-2)	1927-28
3.	.878 (29-4)	1998-99
4.	.864 (19-3)	1959-60
5.	.824 (28-6)	2021-22
6.	.818 (18-4)	1962-63
7.	.806 (25-6)	2019-20
8.	.765 (26-8)	2017-18
9.	.750 (18-6)	1961-62
	.750 (30-10)	2018-19

GAMES PLAYED

1.	40	2018-19
2.	36	2008-09
3.	35	2014-15
4.	34	2021-22
	34	2017-18
	34	2002-03
	34	1999-00
	34	1984-85
9.	33	1998-99
	33	1985-86

POINTS

1.	3188	2018-19
2.	2783	2017-18
3.	2680	1998-99
4.	2660	2021-22
5.	2620	2008-09
6.	2573	2016-17
7.	2477	2000-01
	2477	1986-87
9.	2423	1999-00
10.	2422	2009-10

SCORING AVERAGE

1.	86.6	1991-92
2.	82.1	1970-71
3.	82.0	1977-78
4.	81.9	2017-18
5.	81.73	1974-75
6.	81.71	1993-94
7.	81.3	1975-76
8.	81.2	1998-99
9.	80.5	1976-77
10.	80.407	1992-93
	80.406	2016-17

SCORING MARGIN

1.	+19.6	1998-99
2.	+17.4	1958-59
3.	+11.2	1962-63
4.	+11.0	2021-22
	+11.0	2018-19
6.	+10.2	1961-62
7.	+9.5	1959-60
8.	+8.7	2017-18
9.	+7.7	1964-65
10.	+7.3	1956-57

FIELD GOALS MADE

1.	1097	2018-19
2.	1016	1984-85
3.	977	1985-86
4.	974	1998-99
5.	955	1986-87
6.	943	2021-22
7.	928	2008-09
8.	917	2000-01
9.	908	1983-84
10.	906	2017-18

FIELD GOALS ATTEMPTED

1.	2439	2018-19
2.	2245	1998-99
3.	2166	2021-22
4.	2118	1999-00
5.	2116	2008-09
6.	2102	2017-18
7.	2043	2000-01
8.	2040	1984-85
9.	1992	1951-52
10.	1969	2016-17

FIELD GOAL PERCENTAGE

1.	.521 (#1 in NCAA Div. I)	1959-60
2.	.518	1983-84
3.	.511	1991-92
4.	.508	1981-82
5.	.506 (#1 in NCAA Div. I)	1993-94
6.	.505	1985-86
7.	.504	1962-63
8.	.502	1968-69
9.	.501	1992-93
10.	.498	1984-85
	.498	1982-83

3-POINT FIELD GOALS MADE

1.	454 (#1 in NCAA Div. I)	2018-19
2.	324	2017-18
3.	289	2016-17
4.	287	1995-96
5.	278	2008-09
6.	274	2021-22
7.	272	2015-16
8.	271	2009-10
9.	259	2004-05
10.	252	2014-15
	252	2019-20

Season records kept since 1986-87.



2018-19 Auburn Tigers

SINGLE-SEASON RECORDS - TEAM

3-POINT FIELD GOAL ATTEMPTED

1.	1204	2018-19
2.	908	2017-18
3.	862	2021-22
4.	832	2008-09
5.	824	2019-20
6.	819	2009-10
7.	806	1995-96
8.	799	2015-16
9.	789	2016-17
10.	755	2004-05

Season records kept since 1986-87.

3-POINT FIELD GOAL PERCENTAGE

1.	.452	1991-92
2.	.390	1992-93
3.	.380	1993-94
4.	.377	1990-91
	.377	1986-87
	.377	2018-19
7.	.366	2016-17
	.366	1994-95
9.	.363	1989-90
10.	.357	2017-18

Season records kept since 1986-87.

FREE THROWS MADE

1.	647	2017-18
2.	606	2014-15
3.	562	2016-17
4.	551	2019-20
5.	541	1989-90
6.	540	2018-19
7.	532	1953-54
8.	526	2013-14
9.	514	1958-59
10.	502	1970-71

FREE THROWS ATTEMPTED

1.	910	2014-15
2.	908	2017-18
3.	836	2016-17
4.	818	2019-20
5.	802	2008-09
6.	787	1953-54
7.	776	1989-90
8.	760	2018-19
9.	747	2015-16
10.	730	2013-14

FREE THROW PERCENTAGE

1.	.792 (#1 in NCAA Div. I)	1965-66
2.	.774	2017-18
3.	.772	1959-60
4.	.770	1987-88
5.	.758	1977-78
6.	.750	1985-86
7.	.748	1960-61
8.	.745	1970-71
9.	.743	1964-65
10.	.739	1956-57

REBOUNDS

1.	1452	1998-99
2.	1374	2021-22
3.	1368	2018-19
4.	1335	1999-00
5.	1323	2008-09
6.	1301	1984-85
7.	1292	1974-75
8.	1289	2017-18
9.	1269	1973-74
10.	1265	2019-20

REBOUND AVERAGE

1.	52.8	1957-58
2.	49.7	1974-75
3.	49.6	1952-53
4.	49.0	1956-57
5.	48.7	1973-74
6.	48.5	1951-52
7.	47.1	1955-56
8.	46.5	1969-70
9.	46.4	1970-71
10.	45.6	1958-59

REBOUND MARGIN

1.	+9.2	1998-99
2.	+8.6	1961-62
3.	+8.4	1983-84
	+8.4	1958-59
5.	+7.8	1976-77
	+7.8	1964-65
7.	+7.6	1986-87
8.	+7.5	1987-88
9.	+7.1	1984-85
10.	+7.0	1974-75, 1975-76

PERSONAL FOULS

1.	734	2018-19
2.	708	2014-15
3.	675	1989-90
4.	674	2008-09
5.	673	2017-18
6.	672	2016-17
7.	660	2015-16
8.	657	2012-13
9.	647	2013-14
10.	641	2010-11

FOULED OUT

1.	33	1977-78
2.	29	1973-74
3.	27	1978-79
4.	26	2006-07
	26	2004-05
	26	2000-01
	26	1972-73
7.	24	1982-83
	24	1981-82
9.	23	1993-94
	23	1990-91
	23	1989-90

ASSISTS

1.	572	2018-19
2.	532	2006-07
3.	526	1985-86
4.	518	1987-88
5.	507	2008-09
6.	501	2021-22
	501	1986-87
8.	495	2000-01
9.	493	1994-95
10.	482	1995-96

Season records kept since 1965-66.

BLOCKS

1.	272 (#1 in NCAA Div. I)	2021-22
2.	190	2018-19
3.	180	2017-18
4.	178	2002-03
5.	163 (#1 in NCAA Div. I)	2020-21
6.	162	2016-17
7.	155	2000-01
8.	152	2001-02
	152	1997-98
10.	151	2019-20

Figures not available prior to 1978-79 season.

STEALS

1.	369	2018-19
2.	327	1998-99
	327	2008-09
4.	284	2021-22
5.	270	2006-07
6.	269	2002-03
7.	265	2000-01
8.	259	2007-08
9.	258	1989-90
10.	252	2017-18
	252	2009-10

Figures not available prior to 1978-79 season.

WINNING STREAKS

OVERALL WIN STREAKS

30

Began with an 80-72 win at Georgia Tech on Jan. 22, 1958, and ended with a 75-56 loss at Kentucky on Feb. 21, 1959.

19

Began with a 62-53 win over Loyola Chicago in the fifth game of the 2021-22 season at the Battle 4 Atlantis on Nov. 25, 2021, and ended with an 80-76 road loss in overtime as the No. 1-ranked team in the country in front of a sell-out crowd at Arkansas on Feb. 8, 2022.

17

Began with a 114-60 win over Southeastern Louisiana on Nov. 13, 1998, and ended with a 72-62 loss at Kentucky on Jan. 20, 1999.

15

Began with a 55-54 win over Vanderbilt on Jan. 30, 1960, and ended with a 56-48 loss at Mississippi State on Jan. 7, 1961.

15

Began with an 83-74 win over Georgia Southern on Nov. 5, 2019, and ended with an 83-64 loss at Alabama on Jan. 15, 2020

14

First 14 games of 1927-28 season. Began with a 38-12 win over Montgomery YMCA, and ended with a 43-42 loss to Ole Miss.

14

Began with a 65-56 win over Belmont on Dec. 1, 1999, and ended with a 79-77 loss at Ole Miss on Jan. 22, 2000.

14

Began with a 102-74 win over Norfolk State on Nov. 10, 2017 and ended with a 76-71 loss at Alabama on Jan. 17, 2018.

12

Began with a 78-75 win over Georgia on Feb. 27, 2019, and ended with a 63-62 loss to #2 Virginia on April 6, 2019 at the Final Four. The run included a SEC Tournament title, as well as victories over #17 Kansas, #3 North Carolina and #7 Kentucky in the NCAA Tournament.

11

Began with a 27-24 win over Mississippi State in the third game of the 1926-27 season, and ended with a 25-23 loss to Tennessee in February of 1927.

HOME COURT WIN STREAKS

36

Began with a 73-66 win over Georgia on Jan. 26, 1957, and ended with a 56-48 loss to Mississippi State on Jan. 7, 1961.

30

Began with a 77-62 win over Southern Miss in the first round of the NIT and last home game of the 1997-98 season, and ended with a 55-53 loss to #12 LSU on Mar. 1, 2000.

19

Began with a 79-56 win over Arkansas on Feb. 20, 2019, and ended with a 78-75 loss to Texas A&M on March 4, 2020.

18

Began with a 77-72 win over Tennessee on Feb. 27, 2021, and is current through the 2022-23 season after the Tigers went a perfect 16-0 for the first time in Neville Arena history in 2021-22.

17

Began with a 27-24 win over Mississippi State in the third game of the 1926-27 season and ended with a 43-42 loss to Ole Miss in the 15th game of the 1927-28 season.

15

Began with a 92-70 win over Georgia Tech on Feb. 27, 1974, and ended with a 63-62 loss to Alabama on Jan. 10, 1976.

13

Began with an 89-78 win over Missouri on March 4, 2017 and ended with an 81-80 loss to Texas A&M on Feb. 7, 2018.

12

Began with an 76-66 win over Kentucky on Feb. 14, 2018 and ended with an 82-80 loss to #12 Kentucky on Jan. 19, 2019.

10

Began with a 79-44 win over Ole Miss on Jan. 7, 1963, and ended with a 62-57 loss to Georgia Tech on Feb. 3, 1964.

10

Began with a 76-73 win over Ole Miss on Mar. 2, 2011, and ended with a 68-53 loss to #2 Kentucky on Jan. 11, 2012.

YEAR-BY-YEAR LEADERS

SCORING

Season	Player	G	FGM	3FG	FTM	PTS	AVG
1949-50	Bill Lynn, Sr., C	23	129	0	81	339	14.7
1950-51	Dan Pridgen, Sr., C	22	111	0	56	278	12.6
1951-52	Inman Veal, So., G	26	114	0	47	284	10.9
1952-53	Bob Miller, Jr., C	21	86	0	96	268	15.8
1953-54	Bob Miller, Sr., C	24	141	0	144	426	17.8
1954-55	Bill Kirkpatrick, Sr., G	20	152	0	67	371	18.7
1955-56	Bill McGriff, So., C	21	121	0	92	334	15.9
1956-57	Jimmy Lee, So., G	21	134	0	66	334	15.9
1957-58	Rex Frederick, Jr., F	22	123	0	109	355	16.1
1958-59	Jimmy Lee, Sr., G	22	112	0	65	289	13.1
1959-60	Henry Hart, Sr., G	20	108	0	94	310	15.5
1960-61	Jimmy Fibbe, Sr., F	22	120	0	83	323	14.7
1961-62	Layton Johns, Jr., C	24	129	0	119	377	15.7
1962-63	Layton Johns, Sr., C	22	119	0	92	330	15
1963-64	Lee DeFore, So., F	23	168	0	72	408	17.7
1964-65	Lee DeFore, Jr., F	23	145	0	73	363	15.8
1965-66	Lee DeFore, Sr., F	26	241	0	133	615	23.7
1966-67	Alex Howell, Jr., G	25	148	0	52	348	14
1967-68	Wally Tinker, Jr., F	26	115	0	148	378	14.5
1968-69	John Mengelt, So., G	25	189	0	108	486	19.4
1969-70	John Mengelt, Jr., G	26	258	0	180	696	26.8
1970-71	John Mengelt, Sr., G	26	265	0	208	738	28.4
1971-72	Jim Retseck, Jr., F	26	165	0	100	430	16.5
1972-73	Gary England, Sr., G	26	140	0	53	333	12.8
1973-74	Eddie Johnson, Fr., G	26	231	0	105	567	21.8
1974-75	Eddie Johnson, So., G	24	200	0	102	502	20.9
1975-76	Eddie Johnson, Jr., G	26	204	0	105	513	19.7
1976-77	Mike Mitchell, Jr., F	26	229	0	47	505	19.4
1977-78	Mike Mitchell, Sr., F	27	283	0	105	671	24.9
1978-79	Bobby Cattage, So., C	29	184	0	92	460	15.9
1979-80	Bubba Price, Sr., G	28	123	0	59	305	10.9
1980-81	Earl Banks, Sr., C	27	140	0	40	320	11.9
1981-82	Odell Mosteller, Jr., G	28	186	0	73	445	15.9
1982-83	Charles Barkley, So., C	28	161	0	82	404	14.4
1983-84	Chuck Person, So., F	31	255	0	83	593	19.1
1984-85	Chuck Person, Jr., F	34	334	0	79	747	22
1985-86	Chuck Person, Sr., F	33	310	0	90	710	21.5
1986-87	Jeff Moore, Jr., C	31	208	2	120	538	17.4
1987-88	Chris Morris, Sr., F	30	241	33	105	620	20.7
1988-89	Keenan Carpenter, Sr., G	28	195	84	57	531	19
1989-90	Ronnie Battle, Jr., G	31	202	64	59	527	17
1990-91	Ronnie Battle, So., G	29	184	50	76	494	17
1991-92	Wesley Person, So., F	27	208	69	53	538	19.9
1992-93	Wesley Person, Jr., F	27	194	58	61	507	18.8
1993-94	Wesley Person, Sr., G/F	28	217	93	93	621	22.2
1994-95	Lance Weems, Jr., G	29	127	78	50	382	13.2
1995-96	Lance Weems, Sr., G	32	149	108	24	430	13.4
1996-97	Wes Flanigan, Sr., G	31	117	26	81	341	11
1997-98	Doc Robinson, So., G	30	140	43	358	372	12.4
1998-99	Chris Porter, Jr., F	30	179	8	381	479	16
1999-00	Chris Porter, Sr., F	26	141	4	304	380	14.6
2000-01	Marquis Daniels, So., F	32	206	11	395	503	15.7
2001-02	Marquis Daniels, Jr., F	28	115	22	73	325	11.6
2002-03	Marquis Daniels, Sr., F	34	244	30	107	625	18.4
2003-04	Marco Killingsworth, Jr., F	27	145	4	77	371	13.7
2004-05	Toney Douglas, Fr., G	31	179	70	105	525	16.9
2005-06	Ronny LeMelle, Sr., G	28	123	58	55	359	12.8
2006-07	Josh Dollard, So., F	26	125	18	58	326	12.5
2007-08	Quan Prowell, Sr., F	25	142	39	51	374	15
2008-09	DeWayne Reed, Jr., G	36	156	65	97	474	13.2
2009-10	DeWayne Reed, Sr., G	32	167	49	135	518	16.5
2010-11	Earnest Ross, So., G	31	126	48	107	407	13.1
2011-12	Frankie Sullivan, Jr., G	31	126	60	80	392	12.6

2012-13	Frankie Sullivan, Sr., G	32	148	56	113	465	14.5
2013-14	Chris Denson, Sr., G	30	187	22	176	572	19.1
2014-15	KT Harrell, Sr., G	35	194	98	162	648	18.5
2015-16	Kareem Canty, Sr., G	21	126	69	63	384	18.3
2016-17	Mustapha Heron, Fr., G	32	152	44	137	485	15.2
2017-18	Mustapha Heron, So., G	32	172	43	139	526	16.4
2018-19	Bryce Brown, Sr., G	40	204	141	88	637	15.9
2019-20	Samir Doughty, Sr., G	31	154	61	148	517	16.7
2020-21	Allen Flanigan, So., G	27	122	44	97	385	14.3
2021-22	Jabari Smith, Fr., F	34	183	79	131	576	16.9

REBOUNDING

Season	Player	G	REB	AVG
1950-51	Dan Pridgen, Sr., C	20	181	9.1
1951-52	Bob Fenn, Jr., C	25	194	7.8
1952-53	Bob Miller, Jr., C	17	209	12.3
1953-54	Bob Miller, Sr., C	24	277	11.5
1954-55	Jim O'Donnell, Sr., F	20	172	8.6
1955-56	Bill McGriff, Sr., C	21	214	10.2
1956-57	Rex Frederick, So., F	21	322	15.3
1957-58	Rex Frederick, Jr., F	22	325	14.8
1958-59	Rex Frederick, Sr., C	20	257	12.9
1959-60	Jimmy Fibbe, Jr., C	22	152	6.9
1960-61	Jimmy Fibbe, Sr., F	22	144	6.5
1961-62	Layton Johns, Jr., C	24	270	11.3
1962-63	Layton Johns, Sr., C	22	274	12.4
1963-64	Freddie Guy, Jr., F	22	257	11.1
1964-65	Freddie Guy, Sr., F	25	306	12.2
1965-66	Lee DeFore, Sr., F	26	249	9.6
1966-67	Wally Tinker, So., F	25	211	8.4
1967-68	Bill Alexander, So., C	25	186	7.4
1968-69	Wally Tinker, Sr., F	25	195	7.8
1969-70	Bill Alexander, Sr., C	26	316	12.1
1970-71	Jim Retseck, So., F	26	294	11.3
1971-72	Jim Retseck, Jr., F	26	240	9.2
1972-73	Gary Redding, Fr., F	26	214	8.2
1973-74	Pepto Bolden, Fr., C	26	302	11.6
1974-75	Mike Mitchell, Fr., F	25	286	11.4
1975-76	Mike Mitchell, So., F	26	249	9.6
1976-77	Pepto Bolden, Sr., F	26	233	9
1977-78	Mike Mitchell, Sr., F	27	241	8.9
1978-79	Bobby Cattage, So., C	29	269	9.3
1979-80	Earl Banks, Jr., C	28	164	5.9
1980-81	Earl Banks, Sr., C	27	188	7
1981-82	Charles Barkley, Fr., C	28	275	9.8
1982-83	Charles Barkley, So., C	28	266	9.5
1983-84	Charles Barkley, Jr., C	28	265	9.5
1984-85	Chuck Person, Jr., F	34	303	8.9
1985-86	Chuck Person, Sr., F	33	260	7.9
1986-87	Jeff Moore, Jr., C	31	293	9.5
1987-88	Chris Morris, Sr., F	30	295	9.8
1988-89	Matt Geiger, So., C	28	186	6.6
1989-90	John Caylor, Jr., C-F	28	189	6.8
1990-91	Robert McKie, So., C	28	164	5.9
1991-92	Aaron Swinson, So., F	27	203	7.5
1992-93	Aaron Swinson, Jr., F/C	27	207	7.7
1993-94	Aubrey Wiley, Sr., F	28	261	9.3
1994-95	Chris Davis, Jr., F	29	178	6.1
1995-96	Pat Burke, Jr., C	32	278	8.7
1996-97	Pat Burke, Sr., C	31	216	7
1997-98	Mamadou N'diaye, So., C	30	208	6.9
1998-99	Chris Porter, Jr., F	30	259	8.6
1999-00	Mamadou N'diaye, Sr., C	34	267	7.9
2000-01	Jamison Brewer, So., G	32	230	7.2
2001-02	Marquis Daniels, Jr., F	28	148	5.3

YEAR-BY-YEAR LEADERS

2002-03	Marco Killingsworth, So., F	34	219	6.4
2003-04	Marco Killingsworth, Jr., F	27	187	6.9
2004-05	Quinnel Brown, Sr., F	31	186	6
2005-06	Korvotney Barber, Fr., F	28	134	4.8
2006-07	Josh Dollard, So., F	26	181	7
2007-08	Quan Prowell, Sr., F	25	158	6.3
2008-09	Korvotney Barber, Sr., F	36	347	9.6
2009-10	Lucas Hargrove, Sr., F	32	224	7
2010-11	Earnest Ross, So., G	31	205	6.6
2011-12	Kenny Gabriel, Sr., F	31	227	7.3
2012-13	Robb Chubb, Sr., C	32	210	6.6
2013-14	Asaahn Dixon-Tatum, Sr., C	30	180	6
2014-15	Cinmeon Bowers, Jr., F	34	326	9.6
2015-16	Cinmeon Bowers, Sr., F/G	30	289	9.6
2016-17	Mustapha Heron, Fr., G	32	195	6.1
2017-18	Desean Murray, Jr., F	34	229	6.7
2018-19	Chuma Okeke, So., F	38	260	6.8
2019-20	Austin Wiley, Sr., C	31	288	9.3
2020-21	Allen Flanigan, So., G	27	149	5.5
2021-22	Walker Kessler, So., F/C	34	274	8.1

FIELD GOAL PERCENTAGE

Season	Player	G	FGM-A	Pct
1949-50	Don Lanford, Jr., G	22	76-188	.404
1950-51	Don Lanford, Sr., G	22	89-265	.336
1951-52	Bill Fickling, So., F	22	75-191	.393
1952-53	Bob Miller, Jr., C	21	86-212	.406
1953-54	Bob Miller, Sr., C	24	141-284	.496
1954-55	Gordon Mummert, Sr., C	19	81-180	.450
1955-56	Kay Slayden, Sr., F	21	107-222	.482
1956-57	Rex Frederick, So., F	21	103-201	.512
1957-58	Rex Frederick, Jr., F	22	123-276	.446
1958-59	Jimmy Fibbe, So., F	22	92-160	.575
1959-60	Porter Gilbert, Jr., G	22	97-169	.574
1960-61	Porter Gilbert, Sr., G	19	88-151	.583
1961-62	Layton Johns, Jr., C	24	129-232	.556
1962-63	John Blackwell, Jr., F	22	123-219	.562
1963-64	Joe Newton, Jr., C	22	85-154	.552
1964-65	Joe Newton, Sr., C	24	126-208	.606
1965-66	Bobby Buisson, Jr., G	26	105-185	.566
1966-67	Tom Perry, So., F	25	78-135	.577
1967-68	Tom Perry, Jr., F	24	75-147	.510
1968-69	Bill Alexander, Jr., C	25	126-238	.529
1969-70	Bill Alexander, Sr., C	26	141-271	.520
1970-71	Al Leapheart, Jr., C	26	114-225	.506
1971-72	Ernie Magri, Jr., F	19	62-110	.564
1972-73	Albert Johnson, Sr., F	24	76-144	.528
1973-74	Pepto Bolden, Fr., C	26	113-212	.533
1974-75	Gary Redding, Jr., F	26	159-309	.515
1975-76	Gary Redding, Sr., F	26	139-265	.525
1976-77	Mike Mitchell, Jr., F	26	229-429	.534
1977-78	Myles Patrick, Sr., F	27	103-196	.526
1978-79	Rich Valavicius, Jr., F	29	171-322	.531
1979-80	Rich Valavicius, Sr., F	17	71-136	.522
1980-81	Earl Banks, Sr., C	27	140-248	.565
1981-82	Charles Barkley, Fr., C	28	144-242	.595
1982-83	Charles Barkley, So., C	28	161-250	.644
1983-84	Charles Barkley, Jr., C	28	162-254	.638
1984-85	Frank Ford, So., G	34	161-291	.553
1985-86	Frank Ford, Jr., G	33	153-281	.544
1986-87	Chris Morris, Jr., F	31	170-304	.559
1987-88	John Caylor, So., F	30	102-193	.528
1988-89	Matt Geiger, So., C	28	170-337	.504
1989-90	John Caylor, Jr., C-F	28	90-169	.533
1990-91	John Caylor, Sr., F-C	29	86-170	.506

1991-92	Aaron Swinson, So., F	27	157-267	.588
1992-93	Aaron Swinson, Jr., F/C	27	183-305	.600
1993-94	Aaron Swinson, Sr., F	28	234-371	.631
1994-95	Chris Davis, Jr., F	29	131-226	.580
1995-96	Franklin Williams, So., F	32	115-217	.530
1996-97	Pat Burke, Sr., C	31	128-270	.474
1997-98	Bryant Smith, Jr., F	28	130-257	.506
1998-99	Mamadou N'diaye, Jr., C	33	88-180	.489
1999-00	Mamadou N'diaye, Sr., C	34	100-187	.535
2000-01	Marquis Daniels, So., G	32	206-395	.522
2001-02	Marco Killingsworth, Fr., F	28	90-170	.529
2002-03	Marco Killingsworth, So., F	34	170-309	.550
2003-04	Marco Killingsworth, Jr., F	27	145-247	.587
2004-05	Daniel Hayles, Fr., F-G	31	71-142	.500
2005-06	Korvotney Barber, Fr., F	28	81-141	.574
2006-07	Korvotney Barber, So., F	32	148-244	.607
2007-08	Quan Prowell, Sr., F	25	142-261	.544
2008-09	Korvotney Barber, Sr., F	36	188-345	.545
2009-10	Brendan Knox, Sr., C	32	108-163	.663
2010-11	Rob Chubb, So., C	29	93-200	.465
2011-12	Chris Denson, So., G	30	90-194	.464
2012-13	Rob Chubb, Sr., C	32	115-239	.481
2013-14	Chris Denson, Sr., G	30	187-406	.461
2014-15	KT Harrell, Sr., G	35	194-428	.453
2015-16	T.J. Dunans, Jr., G	16	65-141	.461
2016-17	Austin Wiley, Fr., C	23	73-125	.584
2017-18	Anfernee McLemore, So., F	27	74-139	.532
2018-19	Austin Wiley, Jr., C	29	76-134	.567
2019-20	Austin Wiley, Sr., C	31	108-188	.574
2020-21	Jaylin Williams, So., F	27	116-224	.518
2021-22	Walker Kessler, So., F/C	34	163-268	.608

3-POINT FIELD GOALS (MIN. 1.0 PER GAME)

Season	Player	G	3FGM	AVG
1986-87	Gerald White, Sr., G	24	32	1.3
1987-88	John Caylor, So., F	30	40	1.3
1988-89	Keenan Carpenter, Sr., G	28	84	3.0
1989-90	Ronnie Battle, Fr., G	31	64	2.1
1990-91	Ronnie Battle, So., G	29	50	1.7
1991-92	Ronnie Battle, Jr., G	27	71	2.6
1992-93	Wesley Person, Jr., F	27	58	2.1
1993-94	Wesley Person, Sr., G/F	28	93	3.3
1994-95	Lance Weems, Jr., G	29	78	2.7
1995-96	Lance Weems, Sr., G	32	108	3.4
1996-97	Daymeon Fishback, Fr., G	31	57	1.8
1997-98	Scott Pohlman, Fr., G	30	53	1.8
1998-99	Scott Pohlman, So., G	33	62	1.9
1999-00	Daymeon Fishback, Sr., G	34	59	1.7
2000-01	Adam Harrington, So., G	31	72	2.3
2001-02	Adam Harrington, Jr., G	28	52	1.9
2002-03	Derrick Bird, Sr., G	34	56	1.6
2003-04	Ian Young, Jr., G	28	59	2.1
2004-05	Ian Young, Sr., G	30	70	2.3
2005-06	Ronny LeMelle, Sr., G	28	58	2.1
2006-07	Quan Prowell, Jr., F	21	35	1.7
2007-08	Rasheem Barrett, Jr., G	30	46	1.5
2008-09	Tay Waller, Jr., G	36	100	2.8
2009-10	Tay Waller, Sr., G	26	87	3.4
2010-11	Earnest Ross, So., G	31	48	1.5
2011-12	Frankie Sullivan, Jr., G	31	60	1.9
2012-13	Frankie Sullivan, Sr., G	32	56	1.8
2013-14	KT Harrell, Jr., G	30	66	2.2
2014-15	KT Harrell, Sr., G	35	98	2.8
2015-16	Bryce Brown, Fr., G	30	78	2.6
2016-17	Danjel Purifoy, Fr., F	29	59	2.0

2017-18	Bryce Brown, Jr., G	33	107	3.2
2018-19	Bryce Brown, Sr., G	40	141	3.5
2019-20	Samir Doughty, Sr., G	31	61	2.0
2020-21	Jamal Johnson, Jr., G	27	56	2.0
2021-22	Jabari Smith, Fr., F	34	79	2.3

3-point shot instituted in 1986-87.

3-POINT FIELD GOAL PERCENTAGE (MIN. 1.0 PER GAME)

Season	Player	G	3FGM-A	Pct
1986-87	Gerald White, Sr., G	24	32-83	0.386
1987-88	John Caylor, So., F	30	40-95	0.421
1988-89	Keenan Carpenter, Sr., G	28	84-203	0.414
1989-90	Ronnie Battle, Fr., G	31	64-164	0.390
1990-91	Ronnie Battle, So., G	29	50-122	0.410
1991-92	Ronnie Battle, Jr., G	27	71-139	0.511
1992-93	Wesley Person, Jr., F	27	58-125	0.464
1993-94	Wesley Person, Sr., G/F	28	93-210	0.443
1994-95	Ray Donald, Jr., G/F	29	45-108	0.417
1995-96	Franklin Williams, So., F	32	32-68	0.471
1996-97	Franklin Williams, Jr., F	31	33-86	0.384
1997-98	Daymeon Fishback, So., G	29	39-111	0.351
1998-99	Jay Heard, Fr., G	33	39-93	0.419
1999-00	Daymeon Fishback, Sr., G	34	59-164	0.360
2000-01	Adam Harrington, So., G	31	72-211	0.341
2001-02	Adam Harrington, Jr., G	28	52-148	0.351
2002-03	Nathan Watson, So., G	28	38-103	0.369
2003-04	Ian Young, Jr., G	28	59-150	0.393
2004-05	Nathan Watson, Sr., G	31	52-139	0.374
2005-06	Rasheem Barrett, Fr., G	28	39-100	0.390
2006-07	Quan Prowell, Jr., F	21	35-81	0.432
2007-08	Quan Prowell, Sr., F	25	39-95	0.411
2008-09	Tay Waller, Jr., G	36	100-272	0.368
2009-10	Tay Waller, Sr., G	26	87-212	0.410
2010-11	Earnest Ross, So., G	31	48-144	0.333
2011-12	Kenny Gabriel, Sr., F	31	43-133	0.323
2012-13	Jordan Price, Fr., G	27	30-77	0.390
2013-14	KT Harrell, Jr., G	30	66-184	0.359
2014-15	KT Harrell, Sr., G	35	98-226	0.434
2015-16	TJ Lang, So., G	31	48-119	0.403
2016-17	Mustapha Heron, Fr., G	32	44-104	0.423
2017-18	Chuma Okeke, Fr., F	34	34-87	0.391
2018-19	Samir Doughty, Jr., G	40	45-106	0.425
2019-20	Samir Doughty, Sr., G	31	61-182	0.335
2020-21	Jamal Johnson, Jr., G	27	56-155	0.361
2021-22	Jabari Smith, Fr., F	34	79-188	0.420

3-point shot instituted in 1986-87.

FREE THROW PERCENTAGE (MIN. 2.0 PER GAME)

Season	Player	G	FTM-A	Pct
1949-50	Don Lanford, Jr., G	22	78-101	0.772
1950-51	George Hill, Sr., F	22	61-76	0.803
1951-52	Jack Turner, So., G	22	66-89	0.742
1952-53	Jack Turner, Jr., G	21	82-117	0.701
1953-54	Jack Turner, Sr., G	24	82-110	0.745
1954-55	Jim O'Donnell, Jr., F	20	112-147	0.762
1955-56	Jim O'Donnell, Sr., F	21	80-104	0.769
1956-57	Jimmy Lee, So., G	21	66-85	0.776
1957-58	Jimmy Lee, Jr., G	22	62-85	0.729
1958-59	Henry Hart, Sr., G	22	102-138	0.739
1959-60	David Vaughn, Jr., F	18	68-85	0.800
1960-61	Jimmy Fibbe, Sr., F	22	83-96	0.865
1961-62	Layton Johns, Jr., C	24	119-155	0.768
1962-63	Larry Cart, Sr., G	22	66-89	0.742
1963-64	Joe Newton, Jr., C	22	61-76	0.803
1964-65	Lee DeFore, Jr., F	23	73-92	0.793
1965-66	Jimmy Montgomery, Sr., F	26	83-97	0.856
1966-67	Bobby Buisson, Sr., G	25	97-126	0.785
1967-68	Tom Perry, Jr., F	24	69-86	0.802
1968-69	Wally Tinker, Sr., F	25	125-152	0.822
1969-70	John Mengelt, Jr., G	26	180-225	0.800

1970-71	John Mengelt, Sr., G	26	208-256	0.812
1971-72	Henry Harris, Sr., G	26	94-128	0.734
1972-73	Mike Christian, Jr., G	26	78-114	0.684
1973-74	Eddie Johnson, Fr., G	26	105-130	0.807
1974-75	Eddie Johnson, So., G	24	102-116	0.879
1975-76	Eddie Johnson, Jr., G	26	105-142	0.739
1976-77	Eddie Johnson, Sr., G	26	98-124	0.790
1977-78	Stan Pietkiewicz, Sr., G	27	128-146	0.877
1978-79	Bubba Price, Jr., G	29	97-123	0.789
1979-80	Rich Valavicius, Sr., F	17	47-61	0.770
1980-81	Frank Poindexter, So., F	27	81-100	0.810
1981-82	Odell Mosteller, Jr., G	28	73-99	0.737
1982-83	Odell Mosteller, Sr., G	28	73-90	0.811
1983-84	Chuck Person, So., F	31	83-114	0.728
1984-85	Chuck Person, Jr., F	34	79-107	0.738
1985-86	Chuck Person, Sr., F	33	90-112	0.804
1986-87	Jeff Moore, Jr., C	31	120-150	0.800
1987-88	Jeff Moore, Sr., C	20	86-103	0.835
1988-89	Keenan Carpenter, Sr., G	28	57-73	0.781
1989-90	Reggie Gallon, Fr., G	31	99-128	0.773
1990-91	Ronnie Battle, So., G	29	76-99	0.768
1991-92	Chris Brandt, Sr., C	27	108-147	0.735
1992-93	Ronnie Battle, Sr., G	27	79-96	0.823
1993-94	Wesley Person, Sr., G/F	28	94-128	0.734
1994-95	Wes Flanigan, So., G	29	81-101	0.802
1995-96	Ray Donald, Sr., G	32	61-68	0.897
1996-97	Wes Flanigan, Sr., G	31	81-122	0.664
1997-98	Bryant Smith, Jr., F	28	99-149	0.664
1998-99	Scott Pohlman, So., G	33	69-80	0.863
1999-00	Doc Robinson, Sr., G	34	63-81	0.778
2000-01	Scott Pohlman, Sr., G	32	70-86	0.814
2001-02	Adam Harrington, Jr., G	28	55-79	0.696
2002-03	Derrick Bird, Sr., G	34	56-69	0.812
2003-04	Ian Young, Jr., G	28	37-44	0.841
2004-05	Ian Young, Sr., G	30	83-96	0.865
2005-06	Rasheem Barrett, Fr., G	28	52-69	0.754
2006-07	Frank Tolbert, Jr., G	32	83-116	0.716
2007-08	Frank Tolbert, Sr., G	30	102-134	0.761
2008-09	Tay Waller, Jr., G	36	56-70	0.800
2009-10	Frankie Sullivan, So., G	31	80-94	0.851
2010-11	Earnest Ross, So., G	31	107-135	0.793
2011-12	Frankie Sullivan, Jr., G	31	80-114	0.702
2012-13	Frankie Sullivan, Sr., G	32	113-143	0.790
2013-14	KT Harrell, Jr., G	30	134-154	0.870
2014-15	KT Harrell, Sr., G	35	162-199	0.814
2015-16	Kareem Canty, Jr., G	21	63-85	0.741
2016-17	Danjel Purifoy, Fr., F	29	80-91	0.879
2017-18	Desean Murray, Jr., F	34	100-119	0.840
2018-19	Jared Harper, Jr., G	40	149-180	0.828
2019-20	Samir Doughty, Sr., G	31	148-193	0.767
2020-21	Sharife Cooper, Fr., G	12	85-103	0.825
2021-22	Wendell Green Jr., So., G	34	76-90	0.844

ASSISTS

Season	Player	G	AST	AVG
1965-66	Bobby Buisson, Jr., G	26	109	4.2
1966-67	Bobby Buisson, Sr., G	25	73	2.9
1967-68	Tom Perry, Jr., F	24	96	4.0
1968-69	Wally Tinker, Sr., F	25	129	5.2
1969-70	Carl Shetler, Sr., G	26	67	2.6
1970-71	John Mengelt, Sr., G	26	91	3.5
1971-72	Henry Harris, Sr., G	26	69	2.7
1972-73	Gary England, Sr., G	26	82	3.2
1973-74	Mike Christian, Sr., G	26	94	3.6
1974-75	Eddie Johnson, So., G	24	140	5.8
1975-76	Eddie Johnson, Jr., G	26	149	5.7
1976-77	Eddie Johnson, Sr., G	26	135	5.2
1977-78	Stan Pietkiewicz, Sr., G	27	128	4.7
1978-79	Bubba Price, Jr., G	29	120	4.1
1979-80	Eric Stringer, Jr., G	28	103	3.7
1980-81	Byron Henson, So., G	26	63	2.4
1981-82	Paul Daniels, So., G	28	136	4.9
1982-83	Paul Daniels, Jr., G	28	134	4.8

1983-84	Paul Daniels, Sr., G	30	132	4.4
1984-85	Gerald White, So., G	34	185	5.4
1985-86	Gerald White, Jr., G	33	221	6.7
1986-87	Gerald White, Sr., G	24	124	5.2
1987-88	Terrance Howard, Sr., G	30	160	5.3
1988-89	Derrick Dennison, Jr., G	28	119	4.3
1989-90	Reggie Gallon, Fr., G	31	119	3.8
1990-91	Reggie Gallon, So., G	29	119	4.1
1991-92	Champ Wrencher, Sr., G	27	121	4.5
1992-93	Reggie Gallon, Sr., G	27	121	4.5
1993-94	Wes Flanigan, Fr., G	28	137	4.9
1994-95	Moochie Norris, Jr., G	29	143	4.9
1995-96	Wes Flanigan, Jr., G	32	214	6.7
1996-97	Wes Flanigan, Sr., G	31	138	4.5
1997-98	Doc Robinson, So., G	30	131	4.4
1998-99	Doc Robinson, Jr., G	33	166	5.0
1999-00	Doc Robinson, Sr., G	34	175	5.1
2000-01	Jamison Brewer, So., G	32	187	5.8
2001-02	Marquis Daniels, Jr., F	28	116	4.1
2002-03	Marquis Daniels, Sr., G	34	113	3.3
2003-04	Ian Young, Jr., G	28	68	2.4
2004-05	Ian Young, Sr., G	30	121	4.0
2005-06	Quantez Robertson, Fr., G	28	130	4.6
2006-07	Quantez Robertson, So., G	32	163	5.1
2007-08	Quantez Robertson, Jr., G	30	122	4.1
2008-09	DeWayne Reed, Jr., G	36	134	3.7
2009-10	DeWayne Reed, Sr., G	32	139	4.3
2010-11	Josh Wallace, So., G	31	120	3.9
2011-12	Varez Ward, So., G	27	103	3.8
2012-13	Josh Wallace, Sr., G	32	91	2.8
2013-14	Tahj Shamsid-Deen, Fr., G	30	86	2.9
2014-15	K.C. Ross-Miller, Sr., G	35	83	2.4
2015-16	Kareem Canty, Jr., G	21	111	5.3
2016-17	Jared Harper, Fr., G	32	95	3.0
2017-18	Jared Harper, So., G	34	185	5.4
2018-19	Jared Harper, Jr., G	40	231	5.8
2019-20	J'Von McCormick, Sr., G	31	139	4.5
2020-21	Sharife Cooper, Fr., G	12	97	8.0
2021-22	Wendell Green Jr., So., G	34	172	5.1

Figures not available prior to 1965-66 season.

BLOCKS

Season	Player	G	BK
1978-79	Earl Banks, So., C	29	21
1979-80	Benny Anthony, Sr., F	28	26
1980-81	Earl Banks, Sr., C	27	20
1981-82	Charles Barkley, Fr., C	28	51
1982-83	Charles Barkley, So., C	28	45
1983-84	Charles Barkley, Jr., C	28	49
1984-85	Chris Morris, Fr., F	34	45
1985-86	Mike Jones, Fr., F	33	34
1986-87	Mike Jones, So., F	31	41
1987-88	Chris Morris, Sr., F	30	39
1988-89	Matt Geiger, So., C	28	25
1989-90	Zane Arnold, Jr., C	31	21
1990-91	Wesley Person, Fr., F	26	31
1991-92	Wesley Person, So., F	27	29
1992-93	Mark Hutton, Jr., F	27	38
1993-94	Pat Burke, Fr., C	28	26
1994-95	Pat Burke, So., C	29	29
1995-96	Pat Burke, Jr., C	32	45
1996-97	Pat Burke, Sr., C	31	33
1997-98	Mamadou N'diaye, So., C	30	73
1998-99	Mamadou N'diaye, Jr., C	33	77
1999-00	Mamadou N'diaye, Sr., C	34	66
2000-01	Kyle Davis, Fr., C	30	84
2001-02	Kyle Davis, So., C	24	78
2002-03	Kyle Davis, Jr., C	34	126
2003-04	Kyle Davis, Sr., C	28	72
2004-05	Frank Tolbert, Fr., G	30	15
2005-06	Korvotney Barber, Fr., F	28	43
2006-07	Korvotney Barber, Jr., F	32	55

2007-08	Frank Tolbert, Sr., G	30	14
2008-09	Korvotney Barber, Sr., F	36	44
2009-10	Bredon Knox, Sr., C	32	33
2010-11	Kenny Gabriel, Jr., F	31	28
2011-12	Kenny Gabriel, Sr., F	31	71
2012-13	Asaahn Dixon-Tatum, Jr., C	32	44
2013-14	Asaahn Dixon-Tatum, Sr., C	30	64
2014-15	Jordan Granger, Jr., F	34	22
2015-16	Horace Spencer, Fr., F	31	65
2016-17	Anfernee McLemore, Fr., F	32	37
2017-18	Anfernee McLemore, So., F	27	73
2018-19	Chuma Okeke, So., F	38	46
2019-20	Austin Wiley, Sr., C	31	50
2020-21	Jaylin Williams, So., F	27	39
2021-22	Walker Kessler, So., F/C	34	155

Figures not available prior to 1978-79 season.

STEALS


Season	Player	G	ST
1978-79	Bubba Price, Jr., G	29	49
1979-80	Bubba Price, Sr., G	28	33
1980-81	Alvin Mumphord, So., G	26	29
1981-82	Odell Mosteller, Jr., G	28	30
1982-83	Paul Daniels, Jr., G	28	42
1983-84	Chuck Person, So., F	31	38
1984-85	Gerald White, So., G	34	60
1985-86	Chris Morris, So., F	33	49
1986-87	Chris Morris, Jr., F	31	45
1987-88	Chris Morris, Sr., F	30	52
1988-89	Derrick Dennison, Jr., G	28	44
1989-90	Derrick Dennison, Sr., F	30	64
1990-91	Reggie Gallon, So., G	29	41
1991-92	Reggie Gallon, Jr., G	27	39
1992-93	Reggie Gallon, Sr., G	27	39
1993-94	Wesley Person, Sr., G/F	28	28
1994-95	Moochie Norris, Jr., G	29	51
1995-96	Wes Flanigan, Jr., G	32	64
1996-97	Bryant Smith, So., F	31	53
1997-98	Bryant Smith, Jr., F	28	67
1998-99	Chris Porter, Jr., F	30	64
1999-00	Chris Porter, Sr., F	26	52
2000-01	Marquis Daniels, So., F	32	71
2001-02	Marquis Daniels, Jr., F	28	54
2002-03	Marquis Daniels, Sr., F	34	78
2003-04	Brandon Robinson, Jr., F	28	62
2004-05	Nathan Watson, Sr., G	31	52
2005-06	Ronny LeMelle, Sr., G	28	40
2006-07	Quantez Robertson, So., G	32	55
2007-08	Quantez Robertson, Jr., G	30	63
2008-09	DeWayne Reed, Jr., G	36	67
2009-10	Frankie Sullivan, So., G	31	59
2010-11	Josh Wallace, So., G	31	53
2011-12	Frankie Sullivan, Jr., G	31	44
2012-13	Allen Payne, Jr., F	32	38
2013-14	Allen Payne, Sr., F	30	37
2014-15	K.C. Ross-Miller, Sr., G	35	54
2015-16	Cinmeon Bowers, Sr., F/G	30	29
2016-17	Danjel Purifoy, Fr., F	29	41
2017-18	Jared Harper, So., G	34	40
2018-19	Chuma Okeke, So., F	38	69
2019-20	Samir Doughty, Sr., G	31	36
2020-21	Allen Flanigan, So., G	27	24
2021-22	Devan Cambridge, So., G	27	24
2021-22	K.D. Johnson, So., G	34	64

Figures not available prior to 1978-79 season.

1,000-POINT CLUB


1. CHUCK PERSON • FORWARD, 6-8, 215, BRANTLEY, ALA. (BRANTLEY)

Year	GP-GS	Min-Avg	FG-FGA	Pct	3FG-A	Pct	FT-FTA	Pct	O-D-Reb.-Avg	PF-FO	Ast	TO	Blk	Stl	Pts-Avg
1982-83	28-20	636-22.7	118-218	.541	--	--	25-33	.758	128-4.6	57-1	37	37	6	13	261-9.3
1983-84	31-30	1045-34.8	255-470	.543	--	--	83-114	.728	249-8.0	62-3	38	82	8	38	593-19.1
1984-85	34-34	1240-36.5	334-614	.544	--	--	79-107	.738	303-8.9	78-0	69	80	18	42	747-22.0
1985-86	33-33	1194-36.2	310-597	.519	--	--	90-112	.804	260-7.9	83-3	30	73	12	27	710-21.5
Totals	126-117	4115-32.7	1017-1899	.536	--	--	277-366	.757	940-7.5	280-7	174	277	44	120	2311-18.3




2. MIKE MITCHELL • FORWARD, 6-8, 215, ATLANTA, GA. (PRICE)

Year	GP-GS	Min-Avg	FG-FGA	Pct	3FG-A	Pct	FT-FTA	Pct	O-D-Reb.-Avg	PF-FO	Ast	TO	Blk	Stl	Pts-Avg
1974-75	25-24	--	204-426	.479	--	--	53-98	.541	286-11.4	84-4	15	--	--	--	461-18.4
1975-76	26-26	--	210-431	.487	--	--	66-96	.688	249-9.6	76-2	27	--	--	--	486-18.7
1976-77	26-26	--	229-429	.534	--	--	47-69	.681	220-8.5	75-5	35	--	--	--	505-19.4
1977-78	27-x	--	283-544	.520	--	--	105-135	.778	241-8.9	69-2	50	--	--	--	671-24.9
Totals	104-76	--	926-1830	.506	--	--	271-398	.681	996-9.6	304-13	127	--	--	--	2123-20.4




3. WESLEY PERSON • FORWARD/GUARD, 6-6, 200, BRANTLEY, ALA. (BRANTLEY)

Year	GP-GS	Min-Avg	FG-FGA	Pct	3FG-A	Pct	FT-FTA	Pct	O-D-Reb.-Avg	PF-FO	Ast	TO	Blk	Stl	Pts-Avg
1990-91	26-24	857-33.0	153-325	.471	42-118	.356	52-68	.765	40-107-147-5.7	49-0	48	49	31	35	400-15.4
1991-92	27-27	955-35.4	208-411	.506	69-141	.489	53-73	.726	38-145-183-6.8	45-1	55	45	29	28	538-19.9
1992-93	27-26	957-35.4	194-349	.556	58-125	.464	61-79	.772	51-141-192-7.1	46-0	102	46	17	21	507-18.8
1993-94	28-28	1006-35.9	217-448	.484	93-210	.443	94-128	.734	52-127-179-6.4	45-1	79	45	11	28	621-22.2
Totals	108-105	3775-35.0	772-1533	.497	262-594	.441	260-348	.747	181-520-701-6.5	185-2	284	185	88	112	2066-19.1



4. EDDIE JOHNSON • GUARD, 6-2, 175, WEIRSDALE, FLA. (LAKE WEIR)

Year	GP-GS	Min-Avg	FG-FGA	Pct	3FG-A	Pct	FT-FTA	Pct	O-D-Reb.-Avg	PF-FO	Ast	TO	Blk	Stl	Pts-Avg
1973-74	26-26	--	231-538	.429	--	--	105-130	.807	105-4.0	85-0	75	--	--	--	567-21.8
1974-75	24-23	--	200-449	.445	--	--	102-116	.879	90-3.8	69-3	140	--	--	--	502-20.9
1975-76	26-26	--	204-428	.477	--	--	105-142	.739	101-3.9	74-0	149	--	--	--	513-19.7
1976-77	26-26	--	154-362	.425	--	--	98-124	.790	67-2.6	88-5	135	--	--	--	406-15.6
Totals	102-101	--	789-1777	.444	--	--	410-512	.800	363-3.6	316-8	499	--	--	--	1988-19.5



5. JOHN MENGELT • GUARD, 6-3, 190, ELWOOD, IND. (WENDELL WILLKIE)

Year	GP-GS	Min-Avg	FG-FGA	Pct	3FG-A	Pct	FT-FTA	Pct	O-D-Reb.-Avg	PF-FO	Ast	TO	Blk	Stl	Pts-Avg
1968-69	25	--	189-360	.525	--	--	108-138	.782	106-4.2	60	60	--	--	--	486-19.4
1969-70	26	--	258-554	.465	--	--	180-225	.800	156-6.0	77	54	--	--	--	696-26.8
1970-71	26	--	265-548	.484	--	--	208-256	.812	108-4.1	92	91	--	--	--	738-28.4
Totals	77	--	712-1462	.487	--	--	496-619	.801	370-4.7	229	205	--	--	--	1920-24.8




6. RONNIE BATTLE • GUARD, 6-1, 160, PITTSVIEW, ALA. (CHAVALA)

Year	GP-GS	Min-Avg	FG-FGA	Pct	3FG-A	Pct	FT-FTA	Pct	O-D-Reb.-Avg	PF-FO	Ast	TO	Blk	Stl	Pts-Avg
1989-90	31-31	1020-32.9	202-416	.486	64-164	.390	59-82	.720	35-69-104-3.4	78-2	79	88	5	38	527-17.0
1990-91	29-28	928-32.0	184-438	.420	50-122	.410	76-99	.768	31-44-75-2.6	68-1	62	83	7	27	494-17.0
1991-92	27-27	895-33.1	173-352	.491	71-139	.511	32-46	.696	12-38-50-1.9	70-1	66	64	9	36	449-16.6
1992-93	27-27	927-33.1	158-350	.451	51-133	.383	79-96	.823	11-27-38-1.4	53-0	86	70	4	24	446-16.5
Totals	114-113	3770-33.1	717-1556	.461	236-558	.423	246-323	.762	89-178-267-2.3	269-4	293	305	25	125	1916-16.8



7. CHRIS MORRIS • FORWARD, 6-8, 210, ATLANTA, GA. (DOUGLASS)

Year	GP-GS	Min-Avg	FG-FGA	Pct	3FG-A	Pct	FT-FTA	Pct	O-D-Reb.-Avg	PF-FO	Ast	TO	Blk	Stl	Pts-Avg
1984-85	34-30	1032-30.4	155-325	.477	--	--	44-71	.620	169-5.0	81-5	57	87	45	43	354-10.4
1985-86	33-33	1023-31.0	128-256	.500	--	--	69-103	.670	171-5.2	75-3	62	58	60	54	325-9.8
1986-87	31-31	985-31.8	170-304	.559	9-27	.333	69-97	.711	99-126-225-7.3	104-8	80	69	30	42	418-13.5
1987-88	30-30	1018-33.9	241-501	.481	33-97	.340	105-132	.795	110-185-295-9.8	83-3	82	85	44	54	620-20.7
Totals	128-124	4058-31.7	694-1386	.501	42-124	.338	287-403	.712	2209-311-860-6.7	343-19	281	275	179	193	1717-13.4



8. BRYCE BROWN • GUARD, 6-3, 198, STONE MOUNTAIN, GA. (TUCKER)

Year	GP-GS	Min-Avg	FG-FGA	Pct	3FG-A	Pct	FT-FTA	Pct	O-D-T--Avg	PF-FO	Ast	TO	Blk	Stl	Pts-Avg
2015-16	30-11	742-24.7	93-274	.339	78-211	.370	38-46	.826	15-40-55--1.8	73-2	20	31	0	11	302-10.1
2016-17	28-13	592-21.1	68-189	.360	56-140	.400	18-27	.667	12-43-55--2.0	49-0	35	26	6	28	210-7.5
2017-18	33-33	1031-31.2	169-421	.401	107-280	.382	79-102	.775	19-46-65--2.0	55-0	55	43	7	32	524-15.9
2018-19	40-40	1283-32.1	204-467	.437	141-344	.410	88-109	.807	18-65-83--2.1	56-0	77	66	2	44	637-15.9
Totals	131-97	3468-27.8	534-1351	.395	382-975	.392	223-284	.78564	194-258--2.0	233-2	187	166	15	115	1673-12.8




9. FRANKIE SULLIVAN • GUARD, 6-1, 206, UNIONTOWN, ALA. (R.C. HATCH)

Year	GP-GS	Min-Avg	FG-FGA	Pct	3FG-A	Pct	FT-FTA	Pct	O-D-Reb.-Avg	PF-FO	Ast	TO	Blk	Stl	Pts-Avg
2008-09	34-1	654-19.2	85-210	.405	41-124	.331	46-61	.754	12-54-66-1.9	74-0	46	37	4	39	257-7.6
2009-10	31-30	968-31.2	125-290	.431	63-170	.371	80-94	.851	29-87-116-3.7	98-6	62	51	7	59	393-12.7
2010-11	6-4	148-24.7	13-36	.361	8-28	.286	15-19	.789	1-6-7-1.2	9-0	18	7	0	15	49-8.2
2011-12	31-27	987-31.8	126-329	.383	60-189	.317	80-114	.702	22-99-121-3.9	75-1	71	50	6	44	392-12.6
2012-13	32-30	998-31.2	148-403	.367	56-202	.277	113-143	.790	15-109-124-3.9	83-2	90	98	9	33	465-14.5
Totals	134-92	3755-28.0	497-1268	.392	228-713	.320	334-431	.77579	355-434-3.2	339-9	287	243	26	190	1556-11.6




10. JEFF MOORE • CENTER, 6-7, 240, BIRMINGHAM, ALA. (MIDFIELD)

Year	GP-GS	Min-Avg	FG-FGA	Pct	3FG-A	Pct	FT-FTA	Pct	O-D-Reb.-Avg	PF-FO	Ast	TO	Blk	Stl	Pts-Avg
1984-85	34-29	830-24.4	119-242	.492	--	--	41-68	.603	240-7.1	98-3	17	55	13	14	279-8.2
1985-86	33-33	957-29.0	139-274	.507	--	--	82-108	.759	234-7.1	69-1	29	58	60	54	360-10.9
1986-87	31-30	996-32.1	208-383	.543	2-7	.286	120-150	.800	111-182-293-9.5	84-3	25	69	30	42	538-17.4
1987-88	20-17	611-30.6	142-286	.497	2-11	.182	86-103	.835	68-115-183-9.2	53-3	20	50	9	19	372-18.6
Totals	118-109	3394-28.8	608-1185	.513	4-18	.222	329-429	.767	950-8.1	1304-10	91	228	59	62	1549-13.1




11. MARQUIS DANIELS • FORWARD, 6-6, 200, ORLANDO, FLA. (MT. ZION CHRISTIAN, N.C.)

Year	GP-GS	Min-Avg	FG-FGA	Pct	3FG-A	Pct	FT-FTA	Pct	O-D-Reb.-Avg	PF-FO	Ast	TO	Blk	Stl	Pts-Avg
1999-00	18-0	219-12.2	33-73	.452	3-15	.200	10-20	.500	19-28-47-2.6	17-0	8	24	2	5	79-4.4
2000-01	32-31	974-30.4	206-395	.522	11-48	.229	80-124	.645	93-130-223-7.0	107-6	50	76	23	71	503-15.7
2001-02	28-25	807-28.8	115-260	.442	22-62	.355	73-115	.635	48-100-148-5.3	75-1	116	99	6	54	325-11.6
2002-03	34-34	1187-34.9	244-476	.513	30-98	.306	107-159	.673	63-147-210-6.2	68-0	113	102	8	78	625-18.4
Totals	112-90	3187-28.5	598-1204	.497	66-223	.296	270-418	.646223	405-628-5.6	267-7	287	301	39	208	1532-13.7



12. SCOTT POHLMAN • GUARD, 6-2, 170, ROSWELL, GA. (ROSWELL)

Year	GP-GS	Min-Avg	FG-FGA	Pct	3FG-A	Pct	FT-FTA	Pct	O-D-Reb.-Avg	PF-FO	Ast	TO	Blk	Stl	Pts-Avg
1997-98	30-29	888-29.6	108-293	.369	53-162	.327	49-59	.831	11-63-74-2.6	66-3	44	71	1	35	318-10.6
1998-99	33-33	847-25.7	129-317	.407	62-160	.387	69-80	.863	28-44-72-2.2	61-0	53	31	0	31	389-11.8
1999-00	34-28	955-28.1	117-326	.359	49-155	.316	52-68	.765	30-49-79-2.3	61-1	53	46	5	22	335-9.9
2000-01	32-31	956-29.9	144-338	.426	42-132	.318	70-86	.814	16-53-69-2.2	45-0	55	40	2	28	400-12.5
Totals	129-121	3646-28.3	498-1274	.391206	-609	.339	240-293	.81985	209-294-2.3	233-4	205	188	8	116	1442-11.2



13. JARED HARPER • GUARD, 5-11, 175, MABLETON, GA. (PEBBLEBROOK)

Year	GP-GS	Min-Avg	FG-FGA	Pct	3FG-A	Pct	FT-FTA	Pct	O-D-Reb.-Avg	PF-FO	Ast	TO	Blk	Stl	Pts-Avg
2016-17	32-30	774-24.2	104-270	.385	54-157	.344	103-146	.705	10-52-62--1.9	57-1	95	49	2	37	365-11.4
2017-18	34-34	1038-30.5	111-308	.360	61-172	.355	166-202	.822	14-68-82--2.4	63-2	185	72	1	40	449-13.2
2018-19	40-40	1316-32.9	183-459	.399	98-265	.370	149-180	.828	12-87-99--2.5	70-1	231	94	2	45	613-15.3
Totals	106-104	3128-29.5	398-1037	.384	213-594	.359	418-528	.79236	207-243--2.3	190-4	511	215	5	122	1427-13.5



14. DEWAYNE REED • GUARD, 6-1, 175, HOUSTON, TEXAS (WHEATLEY)

Year	GP-GS	Min-Avg	FG-FGA	Pct	3FG-A	Pct	FT-FTA	Pct	O-D-Reb.-Avg	PF-FO	Ast	TO	Blk	Stl	Pts-Avg
2006-07	31-13	607-19.6	54-155	.348	29-83	.349	37-56	.661	9-45-54-1.7	59-1	93	77	7	42	174-5.6
2007-08	29-23	970-32.3	82-232	.353	41-137	.299	55-96	.573	11-63-74-2.5	62-1	102	95	6	59	260-9.0
2008-09	36-32	1144-31.8	156-403	.387	65-199	.327	97-157	.618	19-73-92-2.6	80-3	134	92	15	67	474-13.2
2009-10	32-32	1059-33.1	167-426	.392	49-150	.327	135-190	.711	13-70-83-2.6	69-3	139	102	7	43	518-16.2
Totals	128-100	3780-29.5	459-1216	.377	184-569	.323	324-499	.64952	251-303-2.4	270-8	468	366	35	211	1426-11.1



15. RASHEEM BARRETT • GUARD, 6-5, 220, ATLANTA, GA. (MARIST)

Year	GP-GS	Min-Avg	FG-FGA	Pct	3FG-A	Pct	FT-FTA	Pct	Reb.-Avg	PF-FO	Ast	TO	Blk	Stl	Pts-Avg
2005-06	28-14	696-24.9	110-237	.464	39-100	.390	52-69	.754	84-3.0	66-2	43	67	2	23	311-11.1
2006-07	32-25	946-29.6	135-349	.387	48-156	.308	45-65	.692	123-3.8	59-2	73	65	5	36	363-11.3
2007-08	29-29	957-31.9	155-354	.438	44-131	.336	33-47	.702	119-4.1	56-0	63	57	4	24	387-13.3
2008-09	33-20	794-24.1	128-299	.428	26-80	.325	45-60	.750	115-3.5	56-1	47	48	2	29	327-9.9
Totals	122-88	3393-27.8	528-1239	.426	157-467	.336	175-241	.726	441-3.6	237-5	226	237	13	112	1388-11.4




16. FRANK FORD • GUARD/FORWARD, 6-4, 220, KISSIMMEE, FLA. (OSCEOLA)

Year	GP-GS	Min-Avg	FG-FGA	Pct	3FG-A	Pct	FT-FTA	Pct	O-D-Reb.-Avg	PF-FO	Ast	TO	Blk	Stl	Pts-Avg
1983-84	31-29	927-29.9	97-222	.437	--	--	38-55	.691	108-3.5	45-0	75	86	1	31	232-7.5
1984-85	34-34	1242-36.5	161-291	.553	--	--	70-113	.619	163-4.8	58-1	59	59	7	37	392-11.5
1985-86	33-33	1127-34.2	153-281	.544	--	--	60-83	.723	146-4.4	56-1	68	39	4	39	366-11.1
1986-87	31-31	1078-34.8	148-309	.479	10-35	.286	93-135	.689	59-128-187-6.0	80-3	75	62	4	39	399-12.9
Totals	129-127	4374-33.9	559-1103	.507	10-35	.286	261-386	.676	604-4.7	239-5	277	246	15	146	1389-10.8

**17. AARON SWINSON • FORWARD/CENTER, 6-5, 230, BRUNSWICK, GA. (BRUNSWICK)**


Year	GP-GS	Min-Avg	FG-FGA	Pct	3FG-A	Pct	FT-FTA	Pct	O-D-Reb.-Avg	PF-FO	Ast	TO	Blk	Stl	Pts-Avg
1991-92	27-26	774-28.7	157-267	.588	0-1	.000	72-127	.567	72-131-203-7.5	72-0	28	75	13	30	386-14.3
1992-93	27-27	886-32.8	183-305	.600	0-1	.000	55-93	.591	82-125-207-7.7	58-1	28	64	4	21	421-15.6
1993-94	28-28	991-35.4	234-371	.631	0-2	.000	111-161	.689	81-145-226-8.1	74-1	30	59	6	14	579-20.7
Totals	82-81	2651-32.3	574-943	.609	0-4	.000	238-381	.625	235-401-636-7.8	204-2	86	198	23	65	1386-16.9

**18. LEE DEFORD • FORWARD, 6-6, 210, ATLANTA, GA. (SYLVAN)**


Year	GP-GS	Min-Avg	FG-FGA	Pct	3FG-A	Pct	FT-FTA	Pct	O-D-Reb.-Avg	PF-FO	Ast	TO	Blk	Stl	Pts-Avg
1963-64	23		168-351	.478	--	--	72-90	.800	176-7.7	72	--	--	--	--	408-17.7
1964-65	23		145-326	.444	--	--	73-92	.793	144-6.3	70	--	--	--	--	363-15.8
1965-66	26		241-516	.467	--	--	133-156	.853	249-9.5	73	--	--	--	--	615-23.7
Totals	72		554-1193	.464	--	--	278-338	.822	569-7.8	215	--	--	--	--	1386-19.0

**19. GARY REDDING • FORWARD, 6-6, 185, ATLANTA, GA. (PRICE)**

Year	GP-GS	Min-Avg	FG-FGA	Pct	3FG-A	Pct	FT-FTA	Pct	O-D-Reb.-Avg	PF-FO	Ast	TO	Blk	Stl	Pts-Avg
1972-73	26-x		120-278	.432	--	--	58-90	.644	214-8.2	60	39	--	--	--	298-11.5
1973-74	26-25		117-297	.393	--	--	79-98	.806	246-9.4	56	30	--	--	--	313-12.0
1974-75	26-26		159-309	.515	--	--	63-80	.788	263-10.1	72	40	--	--	--	381-14.7
1975-76	26-x		139-265	.525	--	--	64-87	.736	213-8.2	64	29	--	--	--	342-13.2
Totals	104-51		535-1149	.466	--	--	264-355	.744	936-9.0	252	138	--	--	--	1334-12.8

**20. DOC ROBINSON • GUARD, 6-2, 180, SELMA, ALA. (SELMA)**

Year	GP-GS	Min-Avg	FG-FGA	Pct	3FG-A	Pct	FT-FTA	Pct	Reb.-Avg	PF-FO	Ast	TO	Blk	Stl	Pts-Avg
1996-97	31-17	756-24.4	70-189	.370	16-56	.286	35-46	.761	89-2.9	48-0	96	54	1	31	191-6.2
1997-98	30-29	964-32.1	140-358	.391	43-127	.339	49-64	.766	110-3.7	55-2	131	93	6	35	372-12.4
1998-99	33-33	927-28.1	137-303	.452	37-109	.339	67-86	.779	87-2.6	58-0	166	68	3	47	378-11.5
1999-00	34-34	1056-31.1	139-345	.403	50-142	.352	63-81	.778	103-3.0	48-0	175	66	4	40	391-11.5
Totals	128-113	3703-28.9	486-1195	.407	146-434	.336	214-277	.773	389-3.0	209-2	568	281	14	153	1332-10.4

**21. STAN PIETKIEWICZ • GUARD, 6-5, 200, WINTER PARK, FLA. (WINTER PARK)**


Year	GP-GS	Min-Avg	FG-FGA	Pct	3FG-A	Pct	FT-FTA	Pct	O-D-Reb.-Avg	PF-FO	Ast	TO	Blk	Stl	Pts-Avg
1974-75	25-22		100-233	.429	--	--	41-52	.788	71-2.8	55-0	52	--	--	--	241-9.6
1975-76	25-23		112-243	.461	--	--	28-40	.700	67-2.7	56-1	86	--	--	--	252-10.1
1976-77	23-23		106-219	.484	--	--	44-51	.863	61-2.7	41-0	90	--	--	--	256-11.1
1977-78	27-x		194-380	.511	--	--	128-146	.877	96-3.6	64-2	128	--	--	--	516-19.1
Totals	100-68		512-1075	.476	--	--	241-289	.834	295-3.0	216-3	356	--	--	--	1265-12.7

**22. FRANK TOLBERT • GUARD, 6-6, 210, RIVER FALLS, ALA. (RED LEVEL)**

Year	GP-GS	Min-Avg	FG-FGA	Pct	3FG-A	Pct	FT-FTA	Pct	O-D-Reb.-Avg	PF-FO	Ast	TO	Blk	Stl	Pts-Avg
2004-05	30-11	636-21.2	73-172	.424	18-55	.327	44-68	.647	39-51-90-3.0	110-8	29	60	15	22	208-6.9
2005-06	28-19	655-23.4	90-209	.431	27-75	.360	48-83	.578	46-53-99-3.5	90-7	35	73	23	37	255-9.1
2006-07	32-28	903-28.2	128-268	.478	38-101	.376	83-116	.716	62-93-155-4.8	118-8	49	73	20	42	377-11.8
2007-08	30-29	909-30.3	134-312	.429	32-102	.314	102-134	.761	66-89-155-5.2	109-5	67	76	14	46	402-13.4
Totals	120-87	3103-25.9	425-961	.442	115-333	.345	277-401	.691	213-286-499-4.2	2427-28	180	282	72	147	1242-10.4

**23. DARRELL LOCKHART • FORWARD/CENTER, 6-9, 232, THOMASTON, GA. (ROBERT E. LEE)**

Year	GP-GS	Min-Avg	FG-FGA	Pct	3FG-A	Pct	FT-FTA	Pct	O-D-Reb.-Avg	PF-FO	Ast	TO	Blk	Stl	Pts-Avg
1979-80	28-21	766-27.4	99-211	.469	--	--	48-68	.706	151-5.4	69-2	38	50	8	16	246-8.8
1980-81	27-27	845-31.3	134-244	.549	--	--	34-47	.723	173-6.4	91-4	46	51	9	10	302-11.2
1981-82	28-28	896-32.0	142-256	.555	--	--	40-51	.784	160-5.7	89-5	25	64	21	22	324-11.6
1982-83	28-28	864-30.9	162-297	.545	--	--	40-53	.755	153-5.5	83-5	29	64	16	12	364-13.0
Totals	111-76	3371-30.4	537-1008	.533	--	--	162-219	.740	637-5.7	332-16	138	229	54	60	1236-11.1



24. WES FLANIGAN • GUARD, 6-1, 180, LITTLE ROCK, ARK. (PARKVIEW)

Year	GP-GS	Min-Avg	FG-FGA	Pct	3FG-A	Pct	FT-FTA	Pct	O-D-Reb.-Avg	PF-FO	Ast	TO	Blk	Stl	Pts-Avg
1993-94	28-10	682-24.4	61-130	.469	1-13	.077	58-94	.617	10-37-47-1.7	72-5	137	22	1	9	181-6.5
1994-95	29-20	748-25.8	81-186	.435	15-57	.263	81-101	.802	28-40-68-2.3	56-0	84	58	3	24	258-8.9
1995-96	32-32	1074-33.6	142-338	.420	26-97	.268	118-168	.702	26-74-100-3.1	73-2	214	41	2	18	428-13.4
1996-97	31-24	881-28.4	117-278	.421	26-97	.268	81-122	.664	28-48-76-2.5	65-3	138	93	2	39	341-11.0
Totals	120-86	3385-28.2	401-952	.421	68-264	.258	338-485	.697	92-199-291-2.4	266-10	573	214	8	90	1208-10.1



25. KT HARRELL • GUARD, 6-4, 212, MONTGOMERY, ALA. (BREWBAKER TECH MAGNET)

Year	GP-GS	Min-Avg	FG-FGA	Pct	3FG-A	Pct	FT-FTA	Pct	O-D-Reb.-Avg	PF-FO	Ast	TO	Blk	Stl	Pts-Avg
2013-14	30-30	977-32.6	174-402	.433	66-184	.359	134-154	.870	20-99-119-4.0	77-1	64	86	6	24	548-18.3
2014-15	35-35	1156-33.0	194-428	.453	98-226	.434	162-199	.814	32-72-104-3.0	80-0	52	86	2	33	648-18.5
Totals	100-50	2495-25.0	401-873	.459	47-171	.275	341-527	.647	88-187-275-2.8	171-0	156	129	10	82	1190-11.9



26. CHRIS DENSON • GUARD, 6-2, 181, COLUMBUS, GA. (SHAW)

Year	GP-GS	Min-Avg	FG-FGA	Pct	3FG-A	Pct	FT-FTA	Pct	O-D-Reb.-Avg	PF-FO	Ast	TO	Blk	Stl	Pts-Avg
2010-11	20-3	367-18.4	43-102	.422	4-25	.160	28-48	.583	15-17-32-1.6	30-0	20	12	1	17	118-5.9
2011-12	30-8	670-22.3	90-194	.464	14-38	.368	68-107	.636	22-32-54-1.8	44-0	34	41	3	16	262-8.7
2012-13	20-9	498-24.9	81-171	.474	7-25	.280	69-104	.663	14-45-59-3.0	33-0	31	22	3	19	238-11.9
2013-14	30-30	960-32.0	187-406	.461	22-83	.265	176-268	.657	37-93-130-4.3	64-0	71	54	3	30	572-19.1
Totals	100-50	2495-25.0	401-873	.459	47-171	.275	341-527	.647	88-187-275-2.8	171-0	156	129	10	82	1190-11.9



27. CHARLES BARKLEY • CENTER, 6-6, 265, LEEDS, ALA. (LEEDS)

Year	GP-GS	Min-Avg	FG-FGA	Pct	3FG-A	Pct	FT-FTA	Pct	O-D-Reb.-Avg	PF-FO	Ast	TO	Blk	Stl	Pts-Avg
1981-82	28-23	746-26.6	144-242	.595	--	--	68-107	.636	275-9.8	99-4	30	45	51	13	356-12.7
1982-83	28-28	782-27.9	161-250	.644	--	--	82-130	.631	266-9.5	102-9	49	80	45	32	404-14.4
1983-84	28-17	762-27.2	162-254	.638	--	--	99-145	.683	265-9.5	89-4	58	80	49	31	423-15.1
Totals	84-68	2290-27.3	467-746	.626	--	--	249-382	.652	806-9.6	290-17	137	205	145	76	1183-14.1




28. KORVOTNEY BARBER • FORWARD, 6-7, 225, MANCHESTER, GA. (MANCHESTER)

Year	GP-GS	Min-Avg	FG-FGA	Pct	3FG-A	Pct	FT-FTA	Pct	O-D-Reb.-Avg	PF-FO	Ast	TO	Blk	Stl	Pts-Avg
2005-06	28-27	597-21.3	81-141	.574	0-0	.000	28-70	.400	58-76-134-4.8	80-3	12	51	43	17	190-6.8
2006-07	32-29	830-25.9	147-243	.605	0-0	.000	67-152	.441	87-125-212-6.6	92-3	36	73	55	15	361-11.3
2007-08	10-10	273-27.3	59-82	.720	0-0	.000	20-47	.426	27-42-69-6.9	26-0	8	21	13	8	138-13.8
2008-09	36-35	1071-29.8	188-345	.545	0-0	.000	86-182	.473	133-214-347-9.6	104-0	34	82	44	24	462-12.8
Totals	106-101	2771-26.1	475-811	.586	0-0	.000	201-451	.446	305-457-762-7.2	302-6	90	227	155	64	1151-10.9




29. LANCE WEEMS • GUARD, 6-3, 195, ASHLAND, ALA. (CLAY COUNTY)

Year	GP-GS	Min-Avg	FG-FGA	Pct	3FG-A	Pct	FT-FTA	Pct	O-D-Reb.-Avg	PF-FO	Ast	TO	Blk	Stl	Pts-Avg
1992-93	26-0	222-8.5	16-45	.356	9-26	.346	3-4	.750	9-16-25-1.0	27-0	26	23	0	8	44-1.7
1993-94	24-17	684-28.5	82-208	.394	45-126	.357	40-46	.870	15-45-60-2.5	52-1	67	20	0	8	249-10
1994-95	29-22	825-28.4	127-292	.435	78-195	.400	50-64	.781	25-72-97-3.3	67-1	70	77	1	32	382-13.2
1995-96	32-32	971-30.3	149-370	.403	108-279	.387	24-34	.706	40-76-116-3.6	70-0	55	19	0	11	430-13.4
Totals	111-71	2702-24.3	374-915	.409	240-626	.383	117-148	.791	189-209-298-2.7	216-2	218	139	1	59	1105-10.0



30. BRYANT SMITH • FORWARD, 6-5, 195, HUNTSVILLE, ALA. (BUTLER)

Year	GP-GS	Min-Avg	FG-FGA	Pct	3FG-A	Pct	FT-FTA	Pct	O-D-Reb.-Avg	PF-FO	Ast	TO	Blk	Stl	Pts-Avg
1995-96	29-3	329-11.3	34-79	.430	19-40	.475	16-28	.571	29-29-58-2.0	24-1	12	3	2	6	103-3.6
1996-97	31-18	823-26.5	83-206	.403	37-126	.294	47-69	.681	64-67-131-4.2	56-2	33	44	1	53	250-8.1
1997-98	28-23	915-32.7	130-257	.506	12-57	.211	99-149	.664	91-91-182-6.5	58-0	64	51	10	67	371-13.3
1998-99	33-33	948-28.7	134-295	.454	19-70	.271	76-125	.608	112-91-203-6.2	57-0	43	49	2	53	363-11.0
Totals	121-77	3015-24.9	381-837	.455	87-293	.297	238-371	.642	296-278-574-4.7	195-3	152	147	15	179	1087-9.0



31. BUBBA PRICE • GUARD, 6-3, 175, BIRMINGHAM, ALA. (CARVER)

Year	GP-GS	Min-Avg	FG-FGA	Pct	3FG-A	Pct	FT-FTA	Pct	O-D-Reb.-Avg	PF-FO	Ast	TO	Blk	Stl	Pts-Avg
1976-77	25-2		50-113	.442	--	--	20-35	.571	32-1.3	46-2	23	--	--	--	120-4.8
1977-78	26-14		81-181	.448	--	--	29-49	.592	57-2.2	83-5	109	--	--	--	191-7.3
1978-79	29-29	1102-38.0	181-390	.464	--	--	97-123	.789	99-3.4	93-5	120	--	--	--	459-15.8
1979-80	28-28	759-27.1	123-267	.461	--	--	59-83	.711	72-2.6	64-3	72	--	--	--	305-10.9
Totals	108-73	1861	435-951	.457	--	--	205-290	.707	260-2.4	286-15	324	--	--	--	1075-10.0




32. DERRICK DENNISON • FORWARD/GUARD, 6-3, 190, ATLANTA, GA. (DOUGLASS)

Year	GP-GS	Min-Avg	FG-FGA	Pct	3FG-A	Pct	FT-FTA	Pct	O-D-Reb.-Avg	PF-FO	Ast	TO	Blk	Stl	Pts-Avg
1986-87	18-0	90-5.0	17-28	.607	6-10	.600	4-4	1.000	1-9-10-0.6	11-0	11	14	3	1	44-2.4
1987-88	30-17	565-18.8	78-158	.494	16-45	.356	25-35	.714	28-50-78-2.6	62-1	35	47	10	25	197-6.6
1988-89	28-25	846-30.2	138-313	.441	26-84	.310	47-66	.712	25-92-117-4.2	82-3	119	108	15	44	349-12.5
1989-90	30-25	875-29.2	182-392	.464	27-79	.342	89-117	.761	40-91-131-4.4	94-2	73	107	11	54	480-16.0
Totals	106-67	2376-22.4	415-891	.466	75-218	.344	165-222	.74394-242-336-3.2	249-6	238	276	39	124	1070-10.1	



33. PAT BURKE • CENTER, 6-11, 250, CAPE CORAL, FLA. (MARINER)

Year	GP-GS	Min-Avg	FG-FGA	Pct	3FG-A	Pct	FT-FTA	Pct	O-D-Reb.-Avg	PF-FO	Ast	TO	Blk	Stl	Pts-Avg
1993-94	28-5	390-13.9	48-100	.480	0-1	.000	16-32	.500	26-56-82-2.9	55-4	14	18	8	2	112-4.0
1994-95	29-14	640-22.1	107-201	.532	3-9	.333	43-67	.642	51-88-139-4.8	53-0	29	53	29	27	260-9.0
1995-96	32-31	898-28.1	138-287	.481	13-54	.241	63-97	.649	100-178-278-8.7	86-3	28	39	11	8	352-11.0
1996-97	31-25	794-25.6	128-270	.474	4-26	.154	80-124	.645	79-137-216-7.0	76-1	88	88	33	28	340-11.0
Totals	120-75	2722-22.7	421-858	.491	20-90	.222	202-320	.631256-459-715-6.0270-8	159	198	81	65	1064-8.9		



34. MARCO KILLINGSWORTH • FORWARD, 6-7, 235, MONTGOMERY, ALA. (CENTRAL PARK CHRISTIAN)

Year	GP-GS	Min-Avg	FG-FGA	Pct	3FG-A	Pct	FT-FTA	Pct	O-D-Reb.-Avg	PF-FO	Ast	TO	Blk	Stl	Pts-Avg
2001-02	28-14	549-19.6	90-170	.529	1-5	.200	38-73	.521	47-70-117-4.2	81-4	24	49	11	8	219-7.8
2002-03	34-33	975-28.7	170-309	.550	13-36	.361	98-143	.685	81-138-219-6.4	97-4	33	98	10	18	451-13.3
2003-04	27-25	753-27.9	145-247	.587	4-10	.400	77-120	.642	86-101-187-6.9	74-1	28	68	16	21	371-13.7
Totals	89-72	2277-25.6	405-726	.558	18-51	.353	213-336	.634214-309-523-5.9252-9	85	215	37	47	1041-11.7		



35. FRANKLIN WILLIAMS • FORWARD, 6-6, 215, HEADLAND, ALA. (HEADLAND)

Year	GP-GS	Min-Avg	FG-FGA	Pct	3FG-A	Pct	FT-FTA	Pct	O-D-Reb.-Avg	PF-FO	Ast	TO	Blk	Stl	Pts-Avg
1994-95	29-19	681-23.5	75-142	.528	9-27	.333	66-89	.742	38-89-127-4.4	86-4	33	62	4	16	225-7.8
1995-96	32-27	874-27.3	115-17	.530	32-68	.471	71-106	.670	50-104-154-4.8	70-1	35	29	0	6	333-10.4
1996-97	31-21	731-23.6	80-179	.447	33-86	.384	53-77	.688	58-73-131-4.2	61-1	25	57	3	21	246-7.9
1997-98	30-22	758-25.3	73-182	.401	31-91	.341	46-74	.622	43-68-111-3.8	71-2	35	71	6	21	223-7.4
Totals	122-89	3044-24.9	343-720	.476	105-272	.386	236-346	.682189-334-523-4.3	288-8	128	219	13	64	1027-8.4	



36. BILL ALEXANDER • CENTER, 6-6, 215, CHEROKEE, ALA. (CHEROKEE VOCATIONAL)

Year	GP-GS	Min-Avg	FG-FGA	Pct	3FG-A	Pct	FT-FTA	Pct	O-D-Reb.-Avg	PF-FO	Ast	TO	Blk	Stl	Pts-Avg
1967-68	25		125-257	.486	--	--	85-143	.594	186-74	84	26	--	--	--	335-13.4
1968-69	25		126-238	.529	--	--	85-132	.644	184-74	91	22	--	--	--	337-13.4
1969-70	26		141-271	.520	--	--	72-134	.537	316-12.1	78	19	--	--	--	354-13.6
Totals	76		392-766	.511	--	--	242-409	.591	686-8.9	253	67	--	--	--	1026-13.4




37. MUSTAPHA HERON • GUARD, 6-5, 218, WATERBURY, CONN. (SACRED HEART)

Year	GP-GS	Min-Avg	FG-FGA	Pct	3FG-A	Pct	FT-FTA	Pct	Off-Def-Tot-Avg	PF-FO	Ast	TO	Blk	Stl	Pts-Avg
2016-17	32-32	901-28.2	152-344	.442	44-104	.423	137-178	.770	52-143-195-6.1	87-2	43	77	6	27	485-15.2
2017-18	32-32	916-28.6	172-392	.439	43-130	.331	139-173	.803	41-129-170-5.3	82-3	30	66	2	38	526-16.4
Totals	64-64	1817-28.4	324-736	.440	87-234	.372	276-351	.78693-272-365-5.7	169-5	73	143	8	65	1011-15.8	



38. EARL BANKS • FORWARD, 6-7, 220, BIRMINGHAM, ALA. (HOLY FAMILY)

Year	GP-GS	Min-Avg	FG-FGA	Pct	3FG-A	Pct	FT-FTA	Pct	O-D-Reb.-Avg	PF-FO	Ast	TO	Blk	Stl	Pts-Avg
1977-78	27-7		64-138	.464	--	--	36-54	.667	173-6.4	98-11	4	--	--	--	164-6.1
1978-79	29-23	812-28.0	141-284	.496	--	--	35-56	.625	205-7.1	105-7	11	--	--	--	317-10.9
1979-80	28-25	558-19.9	86-173	.497	--	--	31-55	.564	164-5.9	90-3	13	--	--	--	203-7.3
1980-81	27-25	763-30.5	140-248	.565	--	--	40-69	.580	188-7.0	95-4	17	--	--	--	320-11.9
Totals	111-80	2133	431-843	.511	--	--	142-234	.607	730-6.6	388-25	45	--	--	--	1004-9.0



YEAR-BY-YEAR TEAM STATISTICS

	G	FG-FGA	PCT.	3FG-3FGA	PCT.	FT-FTA	PCT.	REB-AVG.	PF-FO	A	TO	BLK	STL	PTS	AVG.
1949-50															
Auburn	23	533-1536	.346			371-547	.677		409-N/A					1437	62.4
Opponents	23	475-1605	.296			311-513	.606		438-N/A					1261	54.8
1950-51															
Auburn	21	539-1746	.309			353-525	.672		927-42.1					1431	65.0
Opponents	21	558-N/A	N/A			343-547	.626		N/A-N/A					1460	66.3
1951-52															
Auburn	25	616-1992	.309			372-587	.634		1212-48.5					1604	64.1
Opponents	25	553-N/A	N/A			388-624	.622		N/A-N/A					1491	59.6
1952-53															
Auburn	21	532-1571	.345			420-667	.629	1042-49.6	490-N/A					1484	70.7
Opponents	21	440-N/A	N/A			466-759	.614	N/A-N/A	437-N/A					1361	64.9
1953-54															
Auburn	24	622-1785	.348			532-787	.675	1045-43.0	596-N/A					1776	72.0
Opponents	24													1644	68.5
1954-55															
Auburn	20	561-1371	.396			455-660	.689	829-41.5	368-N/A					1577	78.9
Opponents	20													1552	77.6
1955-56															
Auburn	21	586-1447	.405			469-681	.689	989-47.1	426-N/A					1641	78.1
Opponents	21	566-N/A	N/A			464-698	.663		407-N/A					1596	76.0
1956-57															
Auburn	21	590-1386	.426			479-648	.739	1028-49.0	400-N/A					1659	79.0
Opponents	21													1506	71.7
1957-58															
Auburn	22	605-1478	.409			376-535	.703	1161-52.8	379-N/A					1586	72.1
Opponents	22	551-1614	.341			331-508	.653	991-45.0	398-N/A					1433	65.1
1958-59															
Auburn	22	593-1216	.487			514/707	.727	1004-45.6	385-N/A					1700	77.3
Opponents	22	494-1429	.346			330/492	.668	828-37.2	404-N/A					1318	59.9
1959-60															
Auburn	22	532-1022	.521			424-549	.772	802-36.5	307-N/A					1488	67.6
Opponents	22	490-1230	.397			298-423	.704	678-30.8	399-N/A					1278	58.1
1960-61															
Auburn	22	500-1018	.491			407-544	.748	791-33.0	334-N/A					1407	62.1
Opponents	22	483-1217	.397			312-441	.707	734-30.6	387-N/A					1278	58.1
1961-62															
Auburn	24	542-1190	.456			415-573	.724	954-39.8	350-N/A					1499	62.5
Opponents	24	487-1354	.353			280-410	.683	749-31.2	436-N/A					1254	52.3
1962-63															
Auburn	22	601-1191	.504			356-501	.710	911-41.4	369-N/A					1558	70.8
Opponents	22													1312	59.6
1963-64															
Auburn	23	629-1348	.467			384-558	.688	1028-44.7	466-26					1642	71.3
Opponents	23	593-1431	.414			417-614	.687	899-39.1	445-20					1603	69.7
1964-65															
Auburn	25	699-1488	.469			479-645	.743	1111-44.4	553-N/A					1877	75.1
Opponents	25	599-1441	.415			489-719	.621	916-36.6	481-N/A					1685	67.4
1965-66															
Auburn	26	749-1606	.465			476-601	.792	1085-41.7	545-N/A	325				1974	75.9
Opponents	26	695-1618	.428			494-701	.704	1027-39.5	465-N/A	224				1884	72.4
1966-67															
Auburn	25	651-1322	.492			478-657	.727	1001-40.0	493-N/A	304				1780	71.2
Opponents	25	598-1446	.413			468-655	.711	884-35.4	491-N/A	178				1664	66.5
1967-68															
Auburn	26	649-1370	.473			454-661	.686	983-37.8	497-N/A	404				1752	67.3
Opponents	26	653-1491	.437			453-610	.742	940-36.1	516-N/A	282				1759	67.7
1968-69															
Auburn	25	734-1461	.502			470-648	.725	989-39.5	421-N/A	428				1938	77.4
Opponents	25	730-1629	.448			382-517	.738	950-38.0	504-N/A	331				1842	73.6
1969-70															
Auburn	26	756/1703	.444			499/703	.711	1209-46.5	441-N/A	259				2011	77.3
Opponents	26	771/1782	.432			393/552	.711	1112-42.7	557-N/A	265				1935	74.4
1970-71															
Auburn	26	817-1766	.462			502-673	.745	1207-46.4	532-N/A	275				2136	82.1
Opponents	26	837-1842	.454			555-766	.724	1129-43.8	522-N/A	284				2229	85.7
1971-72															
Auburn	26	772-1633	.473			485-672	.722	1114-42.8	532-N/A	282				2029	78.0
Opponents	26	789-1752	.450			523-720	.726	1092-42.1	495-N/A	328				2101	80.8

#WAREAGLE

2022-23 AUBURN MEN'S BASKETBALL

	G	FG-FGA	PCT.	3FG-3FGA	PCT.	FT-FTA	PCT.	REB-AVG.	PF-FO	A	TO	BLK	STL	PTS	AVG.
1972-73															
Auburn	26	741-1707	.434			370-569	.650	1157-44.5	518-26	314				1852	71.2
Opponents	26	866-1888	.459			327-483	.677	1186-45.6	564-21	404				2059	79.2
1973-74															
Auburn	26	824-1951	.422			395-559	.706	1269-48.7	581-29	290				2043	78.5
Opponents	26	869-1907	.456			446-609	.732	1159-44.5	549-17	346				2184	84.0
1974-75															
Auburn	26	870-1916	.454			385-532	.724	1292-49.7	557-20	319				2125	81.7
Opponents	26	829-1946	.426			377-551	.684	1109-42.7	529-21	340				2035	78.3
1975-76															
Auburn	26	862-1774	.486			391-558	.701	1156-44.5	543-18	349				2115	81.3
Opponents	26	819-1806	.453			373-514	.726	976-37.5	445-25	377				2011	77.3
1976-77															
Auburn	26	862-1792	.481			368-509	.723	1152-44.3	517-17	357				2092	80.5
Opponents	26	827-1780	.465			299-459	.651	949-36.5	506-18	448				1953	75.1
1977-78															
Auburn	27	887-1818	.488			441-582	.758	1113-41.2	608-33	402				2215	82.0
Opponents	27	889-1855	.479			442-638	.693	1024-37.9	555-17	437				2220	82.2
1978-79															
Auburn	29	842-1734	.486			377-530	.711	1014-35.0	588-27	381				2061	71.1
Opponents	29	838-1711	.490			425-599	.710	980-33.8	540-26	411				2101	72.4
1979-80															
Auburn	28	746-1570	.475			362-532	.680	940-33.6	605-17	375	44	142	1854	66.2	
Opponents	28	716-1513	.473			446-645	.691	933-33.3	497-12	367			1878	67.1	
1980-81															
Auburn	27	727-1505	.483			317-481	.659	912-33.8	592-19	338	392	47	145	1771	65.6
Opponents	27	650-1400	.464			473-660	.717	871-32.3	519-17	311				1773	65.7
1981-82															
Auburn	28	789-1553	.508			356-500	.712	937-33.5	589-24	413	425	100	151	1934	69.1
Opponents	28	712-1493	.477			436-630	.692	824-29.4	498-13	335	345	46	155	1860	66.4
1982-83															
Auburn	28	818-1641	.498			349-510	.684	1024-36.6	563-24	444	502	88	158	1985	70.9
Opponents	28	764-1630	.469			421-619	.680	917-32.8	520-20	368	408	82	213	1949	69.6
1983-84															
Auburn	31	908-1752	.518			442-649	.681	1145-36.9	531-15	481	532	85	216	2258	72.8
Opponents	31	847-1818	.481			357-512	.697	882-28.5	602-24	462	436	66	233	2105	67.9
1984-85															
Auburn	34	1016-20400	.498			358-556	.644	1301-38.3	554-13	464	479	118	224	2390	70.3
Opponents	34	938-2003	.468			342-530	.645	1061-31.2	580-15	361	408	54	217	2218	65.2
1985-86															
Auburn	33	977-1934	.505			425-567	.750	1156-35.0	489-8	526	439	94	191	2379	72.1
Opponents	33	953-2005	.475			288-411	.701	1021-30.9	529-8	466	396	45	198	2194	66.5
1986-87				<i>3-point line is 19'-9" this year through 2007-08; Moved to 20'-9" in 2008-09</i>											
Auburn	31	955-1927	.496	107-284	.475	460-632	.728	1228-39.6	553-18	501	398	114	210	2477	79.9
Opponents	31	883-1919	.460	168-431	.382	390-546	.714	992-32.0	531-12	378	438	79	227	2324	75.0
1987-88															
Auburn	30	884-1863	.475	148-416	.356	406-527	.770	1203-40.1	479-12	518	478	83	208	2322	77.4
Opponents	30	843-1877	.449	166-435	.382	308-481	.640	977-32.6	527-10	399	389	58	264	2160	72.0
1988-89															
Auburn	28	813-1749	.465	130-375	.347	370-564	.656	1138-40.6	554-21	452	513	83	203	2126	75.9
Opponents	28	838-1791	.468	138-352	.392	412-593	.695	1008-36.0	536-10	428	400	95	275	2226	79.5
1989-90															
Auburn	31	865-1863	.464	139-383	.363	541-776	.697	1171-37.8	675-23	430	525	74	258	2410	77.7
Opponents	31	900-1889	.476	150-402	.373	525-782	.671	1148-37.0	670-12	455	496	152	274	2475	79.8
1990-91															
Auburn	29	799-1791	.446	174-462	.377	412-626	.658	1083-37.3	635-23	425	516	90	212	2184	75.3
Opponents	29	811-1726	.470	116-336	.345	564-812	.695	1085-37.4	578-15	401	470	133	267	2302	79.4
1991-92															
Auburn	27	877-1715	.511	182-403	.452	401-612	.655	978-36.2	545-13	463	438	82	189	2337	86.6
Opponents	27	849-1744	.487	135-407	.332	468-675	.693	985-36.5	510-8	432	426	99	202	2301	85.2
1992-93															
Auburn	27	815-1627	.501	161-413	.390	380-540	.704	969-35.9	478-12	423	433	75	166	2171	80.4
Opponents	27	784-1696	.462	136-399	.341	353-508	.695	922-34.1	518-14	374	398	70	180	2057	76.2
1993-94															
Auburn	28	854-1689	.506	182-479	.380	398-610	.652	1069-38.2	544-23	457	489	69	129	2288	81.7
Opponents	28	843-1830	.461	161-446	.361	419-611	.686	964-34.4	548-13	394	376	75	162	2266	80.9
1994-95															
Auburn	29	784-1662	.472	222-606	.366	440-615	.715	1049-35.2	513-14	493	495	70	216	2230	76.9
Opponents	29	794-1808	.439	214-622	.344	322-530	.608	1046-36.1	543-19	454	454	94	230	2124	73.2
1995-96															
Auburn	32	814-1868	.436	287-806	.356	463-686	.675	1188-37.1	536-10	482	551	88	251	2378	74.3
Opponents	32	853-1958	.436	195-581	.336	382-560	.682	1166-36.4	614-20	503	503	105	256	2283	71.3
1996-97															
Auburn	31	730-1759	.415	212-703	.302	384-596	.644	1150-37.1	569-13	387	506	103	245	2056	66.3
Opponents	31	718-1742	.412	159-470	.338	422-611	.691	1093-35.3	562-19	352	504	80	215	2017	65.1
1997-98															
Auburn	30	743-1766	.421	197-608	.324	385-596	.646	1183-39.4	560-20	372	492	152	215	2068	68.9
Opponents	30	698-1735	.402	201-579	.347	422-605	.698	1054-35.1	569-5	381	465	94	214	2019	67.3

	G	FG-FGA	PCT.	3FG-3FGA	PCT.	FT-FTA	PCT.	REB-AVG.	PF-FO	A	TO	BLK	STL	PTS	AVG.
1998-99															
Auburn	33	974-2245	.434	234-672	.348	498-766	.650	1452-44.0	628-10	461	425	112	327	2680	81.2
Opponents	33	714-1803	.396	188-577	.326	417-667	.625	1150-34.8	672-26	370	657	98	180	2033	61.6
1999-00															
Auburn	34	874-2118	.413	227-695	.327	448-684	.655	1335-39.3	582-16	438	452	110	247	2423	71.3
Opponents	34	785-1915	.410	210-662	.317	408-596	.685	1205-35.4	648-13	390	556	113	189	2188	64.4
2000-01															
Auburn	32	917-2043	.449	198-642	.308	445-684	.651	1243-38.8	629-26	495	450	155	265	2477	77.4
Opponents	32	816-1930	.423	218-660	.330	488-714	.683	1217-38.0	646-17	489	526	99	219	2338	73.1
2001-02															
Auburn	28	659-1575	.418	163-517	.315	354-597	.593	1011-36.1	571-10	371	503	152	229	1835	65.5
Opponents	28	653-1624	.402	151-500	.302	408-599	.681	1055-37.7	542-10	349	473	74	239	1865	66.6
2002-03															
Auburn	34	879-1890	.465	198-573	.346	452-685	.660	1200-35.3	561-9	461	540	178	269	2408	70.8
Opponents	34	809-1939	.417	230-702	.328	387-571	.678	1131-33.3	661-17	422	539	101	269	2235	65.7
2003-04															
Auburn	28	700-1598	.438	185-543	.341	375-566	.663	1040-37.1	472-3	427	446	134	244	1960	70.0
Opponents	28	663-1529	.434	195-534	.365	315-474	.665	911-32.5	555-12	363	459	78	228	1836	65.6
2004-05															
Auburn	31	757-1794	.422	259-755	.343	418-576	.726	1027-33.1	624-26	402	449	60	228	2191	70.7
Opponents	31	837-1788	.468	227-636	.357	431-653	.660	1166-37.6	520-10	456	469	117	235	2332	75.2
2005-06															
Auburn	28	654-1509	.433	194-545	.356	334-529	.631	924-33.0	552-16	378	446	118	226	1836	65.6
Opponents	28	654-1480	.442	193-553	.349	395-585	.675	959-34.2	484-15	378	450	108	210	1896	67.7
2006-07															
Auburn	32	851-1876	.454	235-701	.335	403-639	.631	1164-36.4	613-26	532	526	130	270	2340	73.1
Opponents	32	827-1853	.446	253-678	.373	400-624	.641	1140-35.6	574-0	459	513	106	252	2307	72.1
2007-08															
Auburn	30	777-1698	.458	229-674	.340	358-535	.669	971-32.4	492-15	453	408	74	259	2141	71.4
Opponents	30	804-1672	.481	257-685	.375	318-469	.678	1004-33.5	502-10	452	453	109	174	2183	72.8
2008-09															
Auburn	36	928-2116	.439	278-832	.334	486-802	.606	1323-36.8	674-8	507	470	123	327	2620	72.8
Opponents	36	811-1992	.407	260-788	.330	472-721	.655	1326-36.8	661-13	415	586	102	236	2354	65.4
2009-10															
Auburn	32	850-1913	.444	271-819	.331	451-689	.655	1121-35.0	635-22	419	437	90	252	2422	75.7
Opponents	32	830-1818	.457	223-630	.354	490-687	.713	1137-35.5	586-?	428	484	118	212	2373	74.2
2010-11															
Auburn	31	675-1695	.398	148-465	.318	435-663	.656	1067-34.4	641-16	349	440	100	242	1933	62.4
Opponents	31	674-1583	.426	220-654	.336	483-714	.676	1095-35.3	586-24	414	477	146	216	2051	66.2
2011-12															
Auburn	31	696-1669	.417	156-517	.302	394-608	.648	1063-34.3	573-10	386	420	149	199	1942	62.6
Opponents	31	675-1651	.409	203-584	.348	430-627	.686	1093-35.3	548-11	382	440	120	221	1983	64.0
2012-13															
Auburn	32	726-1777	.409	183-589	.311	439-627	.700	1094-34.2	657-15	396	427	124	222	2074	64.8
Opponents	32	738-1717	.430	230-666	.345	495-738	.671	1126-35.2	588-6	431	430	117	211	2201	68.8
2013-14															
Auburn	30	723-1656	.437	172-554	.310	526-730	.721	1022-34.1	647-22	649	363	134	183	2144	71.5
Opponents	30	695-1615	.430	219-566	.387	546-787	.694	1053-35.1	613-0	417	381	108	174	2155	71.8
2014-15															
Auburn	35	760-1880	.404	252-727	.347	606-910	.666	1104-31.5	708-10	376	452	89	238	2378	67.9
Opponents	35	887-1892	.469	205-617	.332	544-779	.698	1297-37.1	760-21	451	513	153	235	2523	72.1
2015-16															
Auburn	31	724-1819	.398	272-799	.340	472-747	.632	1134-36.6	660-21	352	428	126	166	2192	70.7
Opponents	31	832-1877	.443	232-667	.348	525-752	.698	1269-40.9	656-15	441	403	122	190	2421	78.1
2016-17															
Auburn	32	861-1969	.437	289-789	.366	562-836	.672	1171-36.6	672-8	421	434	162	236	2573	80.4
Opponents	32	861-1972	.437	273-765	.357	551-765	.720	1248-39.0	725-22	435	482	94	197	2546	79.6
2017-18															
Auburn	34	906-2102	.431	324-908	.357	647-836	.774	1289-37.9	673-14	481	410	180	252	2783	81.9
Opponents	34	838-1961	.427	273-777	.351	539-747	.722	1204-35.4	700-24	439	516	111	207	2488	73.2
2018-19															
Auburn	40	1097-2439	.450	454-1204	.377	540-760	.711	1368-34.2	734-15	572	466	190	369	3188	79.7
Opponents	40	940-2153	.437	323-937	.345	547-775	.706	1413-35.3	691-11	491	684	144	226	2750	68.8
2019-20															
Auburn	31	808-1868	.433	252-824	.306	551-818	.674	1265-40.8	596-11	397	346	151	199	2419	78.0
Opponents	31	759-1840	.413	217-667	.325	447-623	.717	1090-35.2	657-25	346	418	97	207	2182	70.4
2020-21															
Auburn	27	711-1628	.437	245-751	.326	417-589	.708	1063-39.4	482-3	400	439	163	168	2084	77.2
Opponents	27	748-1708	.438	198-606	.327	370-540	.685	980-36.3	535-17	340	370	101	236	2064	76.4
2021-22															
Auburn	34	943-2166	.435	274-862	.318	500-684	.731	1374-40.4	629-6	501	411	272	284	2660	78.2
Opponents	34	777-2014	.386	225-725	.310	506-690	.733	1242-36.5	596-14	382	493	131	255	2285	67.2



SINGLE-GAME SUPERLATIVES

MOST POINTS SCORED

- 141 vs. Troy State (116), Dec. 11, 1991
- 121 vs. Alabama (78), Feb. 14, 1970
- 120 vs. South Alabama (67), Nov. 27, 1987, at Birmingham, Ala.
- 119 vs. Winthrop (85), Nov. 24, 2017
119 vs. Northwestern State (81), Nov. 27, 2015
- 117 vs. Coastal Carolina (72), Dec. 15, 2016
117 vs. VCU (72), March 3, 1975
- 116 vs. CSUN (70), Nov. 15, 2019
- 115 vs. LSU (67), Feb. 14, 1959
- 114 vs. Southeastern Louisiana (60), Nov. 13, 1998
- 113 vs. Troy State (86), Dec. 9, 1993
- 112 vs. Oklahoma State (94), Dec. 10, 1977, at Huntington, W. Va.
- 111 vs. Jacksonville State (54), Dec. 2, 1958
- 110 vs. LSU (94), Feb. 24, 1975

FEWEST POINTS SCORED (SHOT-CLOCK ERA)

- 35 at Vanderbilt (65), Jan. 7, 2012
35 vs. Tulsa (53), Nov. 24, 2014, at Las Vegas, Nev.
- 40 vs. South Florida (45), Jan. 20, 2011
- 41 at Pittsburgh (78), Dec. 4, 2004
- 42 vs. Temple (68), Nov. 11, 1997, at Albuquerque, N.M.
42 at Arkansas (75), Feb. 11, 1997
- 43 at Alabama (61), Feb. 26, 2013
43 vs. Long Beach State (64), Dec. 23, 2012, at Honolulu, Hawai'i
43 vs. Tennessee (35), Jan. 15, 1997
- 44 at Texas Tech (46), Dec. 3, 2014

FEWEST POINTS SCORED (ALL-TIME)

- 3 at Columbus YMCA (74), Jan. 9, 1914
- 4 at Talladega Athletic Club (31), Feb. 3, 1916
- 6 vs. Georgia Tech (12), Feb. 23, 1914
- 7 at Mercer (31), Jan. 13, 1922
- 8 at Columbus YMCA (44), 1909-10 season
- 9 at Bessemer Athletic Club (31), Feb. 5, 1913
9 vs. Birmingham Athletic Club (27), 1911-12 season
- 10 at Washington & Lee (34), 1919-20 season
- 11 at Camp Benning (19), Jan. 17, 1921
11 at Mississippi State (32), Jan. 23, 1915
11 vs. Columbus YMCA (41), Feb. 14, 1914

LARGEST MARGIN OF VICTORY

Margin	Date	Team (Site)	AU-Opp
79 pts	1927-28 season	White's Business College	92-13
65 pts	Jan. 17, 1914	Wetumpka Athletic Club (H)	82-17
59 pts	Dec. 30, 1957	Howard College (H)	106-47
59 pts	Jan. 25, 1919	Camp Benning	68-99
58 pts	Dec. 3, 1963	Howard College (H)	102-44
57 pts	Dec. 20, 1999	Puerto Rico-Mayaguez (A)	109-52
57 pts	Dec. 2, 1958	Jacksonville State (H)	111-54
56 pts	Feb. 15, 1906	Mercer	64-8
56 pts	Nov. 21, 1999	Arkansas-Pine Bluff (H)	100-44
55 pts	Jan. 2, 2000	Stony Brook (H)	100-45
54 pts	Jan. 18, 1998	Alabama (H)	94-40
54 pts	Nov. 13, 1998	Southeastern Louisiana (H)	114-60
53 pts	Dec. 29, 1998	Bethune-Cookman (H)	99-46
53 pts	Nov. 27, 1987	South Alabama (BHAM)	120-67
51 pts	Nov. 14, 2018	Mississippi College (H)	103-52
50 pts	Dec. 16, 1976	VCU (A)	109-59
50 pts	Nov. 28, 2018	Saint Peter's (H)	99-49

MOST POINTS ALLOWED

- 119 at Kentucky (Auburn 76), Feb. 10, 1975
- 117 vs. Arkansas (Auburn 105), Jan. 15, 1994
- 116 vs. Troy State (Auburn 141), Dec. 11, 1991
- 115 vs. UConn (Auburn 109) 2OT, Nov. 24, 2021, at Bahamas
115 at Kentucky (Auburn 78), Jan. 29, 1966
- 114 vs. Kentucky (Auburn 95), Feb. 14, 2016
114 at Kentucky (Auburn 93), March 2, 1991
114 at Kentucky (Auburn 76), Feb. 1, 1971
114 vs. Florida (Auburn 95), Feb. 14, 2017
- 111 vs. Northwestern St. (Auburn 92), Nov. 15, 2013
- 110 at Arkansas (Auburn 92), Jan. 4, 1992
110 at Kentucky (Auburn 75), Feb. 21, 2015

FEWEST POINTS ALLOWED (SHOT-CLOCK ERA)

- 32 vs. Tuskegee (Auburn 75), Dec. 17, 2008
- 35 vs. Coppin State (Auburn 63), Dec. 13, 1999
35 vs. Tennessee (Auburn 43), Jan. 15, 1997
- 37 vs. Alabama (Auburn 49), Feb. 6, 2013
37 at Arkansas (Auburn 52), Jan. 11, 2003
- 38 vs. UNC Asheville (Auburn 83), Dec. 20, 2001
- 40 vs. South Florida (Auburn 52), Dec. 14, 2011
40 vs. Alabama A&M (Auburn 82), Dec. 29, 2008
40 vs. Alabama (Auburn 94), Jan. 18, 1998
- 41 vs. UNC Asheville (Auburn 67), Dec. 4, 2018
41 vs. Bethune-Cookman (Auburn 67), Jan. 2, 2012
41 vs. Winthrop (Auburn 80), March 11, 1999, at Indianapolis, Ind.

FEWEST POINTS ALLOWED (ALL-TIME)

- 6 at Marion (Auburn 38), Feb. 5, 1916
6 at Georgia Tech (Auburn 26), Feb. 17, 1906
- 7 at Vanderbilt (Auburn 27), Jan. 28, 1921
7 vs. Tulane (Auburn 27), Jan. 19, 1906
- 8 vs. West Point Athletic Club (Auburn 38), 1919-20 season
8 vs. Birmingham H.S. (Auburn 31), 1911-12 season
8 at Georgia Tech (Auburn 24), Feb. 4, 1909
- 9 vs. Camp Benning (Auburn 68), Jan. 25, 1919
9 vs. Augusta Athletic Association (Auburn 37), Jan. 27, 1909
9 vs. Mercer (Auburn 48), 1906-07 season

LARGEST MARGIN OF DEFEAT

Margin	Date	Team (Site)	AU-Opp
80 pts	Jan. 10, 1913	Georgia (A)	12-92
72 pts	Jan. 19, 1917	Georgia	18-90
71 pts	Jan. 9, 1914	Columbus YMCA (A)	3-74
67 pts	Feb. 7, 1916	Georgia (A)	14-81
66 pts	Feb. 28, 1947	Kentucky (LOU*)	18-84
64 pts	Jan. 16, 1914	Georgia (A)	16-80
50 pts	Jan. 10, 1914	Atlanta Ath. Club (A)	20-70
48 pts	Dec. 30, 1953	Vanderbilt (A)	48-96
47 pts	Feb. 21, 1914	Mercer (A)	13-60
46 pts	Jan. 10, 1913	Georgia (H)	21-67
45 pts	Jan. 19, 1974	Vanderbilt (A)	51-96
45 pts	Feb. 28, 1946	Kentucky (LOU*)	24-69
44 pts	Jan. 5, 1951	Kentucky (A)	35-79
43 pts	Feb. 10, 1975	Kentucky (A)	76-119
43 pts	Dec. 18, 1972	Dayton (A)	63-106
42 pts	March 7, 1997	Kentucky (MEM*)	50-92
41 pts	March 2, 2005	Alabama (A)	53-94

*SEC Tournament: Louisville, Ky. and Memphis, Tenn.

YEAR-BY-YEAR RESULTS

1905-06

Record: 5-1-1

COACH: Mike Donahue
CAPTAIN: Frank Jones

RESULT		
Jan. 19	vs. Tulane	W 27 7
Feb. 7	vs. Montgomery YMCA	W 29 12
Feb. 7	vs. Columbus YMCA	L 16 18
Feb. 15	vs. Mercer	W 64 8
Feb. 16	at Atlanta Athletic Club	W 28 17
Feb. 17	at Georgia Tech	W 26 6
Mar. 16	at Birmingham Athletic Club	T 14 14

1906-07

Record: 4-2

COACH: Mike Donahue
CAPTAIN: C.W. Woodruff

RESULT		
Jan. 19	vs. Tulane	W 35 15
	Mercer	W 48 9
Feb. 14	vs. Columbus YMCA (OT)	W 29 27
Feb. 16	at Birmingham Athletic Club	L 23 29
Feb. 26	at Columbus YMCA	W 16 11
	Birmingham Athletic Club	L 20 21

1907-08

Record: 6-5

COACH: Mike Donahue
CAPTAIN: R.Y. Ware

RESULT		
Feb. 5	at Montgomery YMCA	W 25 18
	at Columbus YMCA	L 32 37
Feb. 8	vs. Birmingham Athletic Club	W 26 14
Feb. 15	at Birmingham Athletic Club	L 21 25
Feb. 16	at Bessemer Athletic Club	W 34 13
	vs. Wetumpka Athletic Club	W 47 11
	Montgomery YMCA	L 21 27
	Wake Forest	W 38 13
Feb. 22	vs. Montgomery YMCA	L 27 31
Mar. 2	vs. Columbus YMCA	L 19 33
	vs. Georgia ^	W 34 20

^ Columbus, Ga.

1908-09

Record: 4-3

COACH: Mike Donahue
CAPTAIN: T.C. Locke

RESULT		
Jan. 8	at Georgia	L 37 48
	vs. Columbus YMCA	L 14 41
Jan. 16	vs. Bessemer Athletic Club	L 14 17
Jan. 18	vs. Tulane	W 29 15
Jan. 27	vs. Augusta Athletic Assoc.	W 37 9
Feb. 4	at Georgia Tech	W 24 8
	at Mercer	W 26 23

1909-10

Record: 11-6

COACH: Mike Donahue
CAPTAIN: S. Gordy

RESULT		
vs. Wetumpka Athletic Club	W	56 12
at Columbus YMCA	L	8 44
at Mercer	W	38 20
at Georgia	L	35 40
at Atlanta Athletic Club	L	23 44
vs. Mercer	W	56 19
vs. Bessemer Athletic Club	W	26 18
at Birmingham Athletic Club	L	31 33
at Bessemer Athletic Club	W	23 10
at Birmingham YMCA	L	12 23
vs. Birmingham H.S.	W	29 16
vs. Georgia	W	56 21
vs. Birmingham Athletic Club	W	31 19
vs. Montgomery YMCA	W	24 16
vs. Columbus YMCA	L	16 42
at Montgomery YMCA	W	26 17
at Birmingham Athletic Club	W	26 19

1910-11

Record: 3-5

COACH: Mike Donahue
CAPTAIN: L.A. Scarborough

RESULT		
Columbus YMCA	L	33 45
at Georgia	L	24 26
Birmingham Athletic Club	L	19 53
Bessemer Athletic Club	W	28 24
Birmingham H.S.	L	21 28
Birmingham YMCA	L	27 30
Feb. 11 vs. Texas	W	45 27
Nashville Athletic Club	W	36 34

1911-12

Record: 2-6

COACH: Mike Donahue
CAPTAIN: E.A. Major

RESULT		
Columbus YMCA	L	12 19
Atlanta Athletic Club	L	22 60
at Georgia	L	19 40
Birmingham Athletic Club	L	26 35
Birmingham H.S.	W	31 8
Birmingham Athletic Club	L	9 27
Bessemer Athletic Club	L	19 20
Feb. 10 vs. LSU	W	38 15

1912-13

Record: 6-9

COACH: Mike Donahue

RESULT		
Jan. 10	at Georgia	L 12 92
Jan. 11	at Atlanta Athletic Club	L 30 62
Jan. 18	vs. Mercer	W 33 31
Jan. 23	vs. Cumberland	L 19 35
Jan. 24	at Selma YMCA	W 29 15
Jan. 25	at Marion	W 26 15
Feb. 5	at Bessemer Athletic Club	L 9 31
Feb. 6	at Birmingham Athletic Club	L 12 35
Feb. 7	at Birmingham High School	L 24 34
Feb. 8	vs. Montgomery YMCA	W 39 23
Feb. 12	at Georgia Tech	W 36 27
	vs. Columbus YMCA	L 13 77
Feb. 22	vs. Georgia Tech	W 23 19
Mar. 1	at Mercer	L 19 36
	vs. Georgia	L 21 67

1913-14

Record: 3-10

COACH: Mike Donahue
CAPTAIN: E.E. Clements

RESULT		
Jan. 9	at Columbus YMCA	L 3 74
Jan. 10	at Atlanta Athletic Club	L 20 70
Jan. 16	at Georgia	L 16 80
Jan. 17	vs. Wetumpka Athletic Club	W 82 17
Jan. 23	vs. Birmingham Athletic Club	L 19 42
Jan. 24	vs. Montgomery YMCA	W 24 20
Jan. 30	at Bessemer Athletic Club	L 27 68
Jan. 31	vs. Mercer	W 25 23
Feb. 14	vs. Columbus YMCA	L 11 41
Feb. 20	at Georgia Tech	L 12 50
Feb. 21	at Mercer	L 13 60
Feb. 23	vs. Georgia Tech	L 6 21
Feb. 28	vs. Georgia	L 15 46

1914-15

Record: 3-5

COACH: Mike Donahue
CAPTAIN: E.E. Clements

RESULT		
Jan. 18	at Atlanta Athletic Club	L 29 43
Jan. 22	at Mississippi State	L 16 44
Jan. 23	at Mississippi State	L 11 32
Jan. 30	at Atlanta Athletic Club	L 18 76
Feb. 22	vs. Mississippi State	W 19 18
Feb. 23	vs. Mississippi State	W 21 17
Feb. 26	vs. Mobile YMCA	W 29 22
Feb. 27	at Columbus YMCA	L 29 51

1915-16

Record: 3-5

COACH: Mike Donahue
CAPTAIN: W.C. Payne

RESULT		
Jan. 21	vs. Mario	L 24 27
Jan. 21	vs. Montgomery YMCA	L 16 29
Feb. 3	at Talladega Athletic Club	L 4 31
Feb. 5	at Marion	W 18 6
Feb. 7	at Georgia	L 14 81
Feb. 8	vs. Georgia	L 18 45
Feb. 10	vs. LSU	W 24 23
Feb. 10	vs. Montgomery YMCA	W 58 18

1916-17

Record: 2-2

COACH: Mike Donahue
CAPTAIN: M.H. Floyd

RESULT		
Jan. 19	at Georgia	L 18 90
Jan. 26	vs. Marion	W 38 18
Jan. 31	Montgomery YMCA	W 43 25
Feb. 13	vs. LSU	L 13 37

1917-18

Record: 2-3

COACH: Mike Donahue
CAPTAIN: M.H. Floyd

RESULT		
Birmingham College	W	27 24
Jan. 18	at LSU	L 31 43
Jan. 19	at LSU	L 27 34
Jan. 20	vs. Birmingham Athletic Club	L 19 27
	Birmingham College	L 19 11

1918-19
Record 4-3**COACH: Mike Donahue**

		RESULT	
Jan. 11	vs. Montgomery YMCA	W	59 10
Jan. 14	at Georgia	W	25 20
Jan. 18	at Atlanta Athletic Club	L	23 40
Jan. 25	vs. Camp Benning	W	68 9
Jan. 29	vs. Georgia	W	35 22
Feb. 12	Birmingham Athletic Club	L	22 38
Feb. 15	Atlanta Athletic Club	L	26 36

1919-20
Record: 11-7**COACH: Mike Donahue**
CAPTAIN: Jimmy Wade

		RESULT	
	at West Point Athletic Club	W	38 8
	vs. Montgomery YMCA	W	55 19
	at Georgia	L	16 31
Jan. 22	at Georgia Tech	W	29 24
	vs. Birmingham Athletic Club	W	27 21
	at Atlanta Athletic Club	L	19 57
	at Clemson	W	60 12
	at Charlotte YMCA	L	30 36
	at VMI	L	19 45
	at Washington & Lee	L	10 34
	at Virginia	W	27 21
	at VPI	L	20 26
	vs. Atlanta Athletic Club	L	24 44
Feb. 13	vs. LSU	W	33 21
	vs. Georgia	W	31 29
	at Montgomery YMCA	W	38 19
	at Birmingham Athletic Club	W	25 20
Mar. 9	vs. Georgia Tech	W	26 17

1920-21
Record: 5-8**COACH: Mike Donahue**
CAPTAIN: H.B. Barks

		RESULT	
Jan. 11	vs. Mercer (OT)	W	36 31
Jan. 12	vs. Georgia	L	22 31
Jan. 15	at Atlanta Athletic Club	L	17 42
Jan. 17	at Camp Benning	L	11 19
Jan. 22	at Georgia Tech	W	30 28
Jan. 28	at Vanderbilt	W	27 7
Jan. 29	at Kentucky	L	25 40
Jan. 31	at Centre College	L	24 42
Feb. 5	at Georgia	L	23 29
Feb. 12	at Birmingham Athletic Club	L	34 39
Feb. 22	vs. Spring Hill	W	41 32
Mar. 3	vs. Clemson ^	W	45 25
Mar. 4	vs. Georgia ^	L	24 32

^ Southern Conference Tournament (Atlanta, Ga.)

1921-22
Record: 5-8**COACH: Wilbur Hutsell**
CAPTAIN: Joe Harrison

		RESULT	
Jan. 13	at Mercer	L	7 31
Jan. 14	at Atlanta Athletic Club	L	12 42
Jan. 21	vs. Clemson	W	32 19
Jan. 28	at Georgia Tech	L	17 35
Feb. 2	vs. Mercer	L	26 28
Feb. 4	at Birmingham Athletic Club	W	29 19
Feb. 11	vs. Georgia Tech	W	29 26
Feb. 14	vs. Camp Benning	L	17 30
Feb. 18	vs. Birmingham Athletic Club	W	34 21
Feb. 24	vs. Newberry ^	W	32 21
Feb. 27	vs. North Carolina ^	L	27 32
	at Georgia	L	15 39
	vs. Georgia	L	17 31

^ Southern Conference Tournament (Atlanta, Ga.)

1922-23
Record: 7-7**COACH: Wilbur Hutsell**
CAPTAIN: Charlie Dudley

		RESULT	
	West Point Athletic Club	W	25 18
Jan. 12	at Georgia Tech	L	17 35
	Montgomery YMCA	W	37 22
	Wofford	W	42 19
Jan. 29	at Georgia	L	29 35
	at Clemson	L	19 24
	Wofford	L	19 20
	at Furman	L	22 43
	Birmingham Athletic Club	W	31 17
	Camp Benning	W	24 19
	Birmingham Athletic Club	L	19 42
	vs. Georgia	W	45 16
Feb. 23	vs. Georgia Tech	W	29 26
Feb. 27	vs. Mercer ^	L	24 45

^ Southern Conference Tournament (Atlanta, Ga.)

1923-24
Record: 4-9**COACH: Wilbur Hutsell**

		RESULT	
Jan. 8	Columbus YMCA	W	36 19
Jan. 11	at Georgia Tech	L	24 39
Jan. 12	Atlanta Athletic Club	L	22 31
Jan. 16	Camp Benning	W	42 18
Jan. 19	Birmingham Athletic Club	W	44 23
Jan. 25	at Tulane	L	19 32
Jan. 26	at Tulane	L	22 27
Jan. 30	vs. Georgia	L	17 32
Feb. 5	at Georgia	L	18 33
Feb. 9	vs. Georgia Tech	L	18 33
Feb. 16	Birmingham Athletic Club (OT)	L	32 36
Feb. 29	vs. Georgia Tech ^	W	35 29
Mar. 1	vs. Alabama ^	L	19 40

^ Southern Conference Tournament (Atlanta, Ga.)

1924-25
Record: 3-11**COACH: Herb Bunker**

		RESULT	
Dec. 18	at Mercer	L	21 28
Dec. 19	at Albany YMCA	L	21 28
Jan. 5	at Tulane	L	18 33
Jan. 6	at Tulane	L	31 45
Jan. 13	vs. Camp Benning	L	27 36
Jan. 17	vs. Georgia Tech	L	21 28
Jan. 28	vs. Montgomery YMCA	W	34 12
Jan. 31	vs. Mercer	L	27 38
Feb. 7	at Georgia Tech	W	15 14
Feb. 10	at Georgia	L	17 40
Feb. 12	at Camp Benning	W	38 36
Feb. 14	at Birmingham Athletic Club	L	25 35
Feb. 17	vs. Georgia	L	21 37
Feb. 18	vs. Virginia ^	L	27 29

^ Southern Conference Tournament (Atlanta, Ga.)

1925-26
Record: 5-10**COACH: Mike Papke**
CAPTAIN: Bill McKinney

		RESULT	
Dec. 6	at Howard	W	32 16
	at Birmingham-Southern	W	32 17
Jan. 9	vs. Georgia Tech	W	32 28
Jan. 11	vs. Howard	W	35 21
Jan. 23	at Birmingham Athletic Club	L	27 44
Jan. 28	at Mobile YMCA	L	17 19
Jan. 29	at Tulane	L	30 33
Jan. 30	at Tulane	L	31 52
Feb. 4	at Georgia	L	28 49
Feb. 5	at NC State	L	36 43
Feb. 6	at VMI	L	25 41
Feb. 8	at Kentucky	L	26 35
Feb. 13	vs. Birmingham Athletic Club	W	39 32
Feb. 19	at Georgia Tech	L	18 28
Feb. 26	vs. NC State ^	L	26 32

^ Southern Conference Tournament (Atlanta, Ga.)

1926-27
Record: 13-6**COACH: Mike Papke**
CAPTAIN: Buck Ellis

		RESULT	
Jan. 5	at Georgia Tech (OT)	L	20 22
Jan. 10	vs. Mississippi State	L	31 34
Jan. 11	vs. Mississippi State	W	27 24
Jan. 15	vs. Florida	W	51 34
Jan. 28	at Tulane	W	42 33
Jan. 29	at Tulane	W	35 12
Jan. 30	vs. Tulane	W	50 11
Feb. 1	vs. Tulane	W	33 30
Feb. 3	vs. Clemson	W	45 26
Feb. 4	vs. Clemson	W	45 23
Feb. 5	at Florida	W	40 28
Feb. 11	vs. Sewanee	W	46 15
Feb. 12	vs. Georgia Tech	W	42 24
Feb. 15	at Tennessee	L	23 24
Feb. 16	at Chattanooga	L	34 39
Feb. 17	at Vanderbilt	L	35 39
Feb. 18	at Sewanee	W	35 28
Feb. 25	vs. Virginia Tech ^	W	38 33
Feb. 26	vs. North Carolina ^	L	15 28

^ Southern Conference Tournament (Atlanta, Ga.)

1927-28
Record: 20-2**COACH: Mike Papke**
CAPTAIN: Fob James Sr.

SOUTHERN CONFERENCE TOURNAMENT RUNNER-UP		
		RESULT
	vs. Montgomery YMCA	W 38 12
	vs. White's Business College	W 92 13
Jan. 7	vs. Georgia Tech	W 56 29
	vs. Southern College (Fla.)	W 51 18
Jan. 13	at Florida	W 39 23
Jan. 14	at Florida	W 43 33
Jan. 18	vs. Clemson	W 56 26
Jan. 19	vs. Clemson	W 30 23
Jan. 27	at Tulane	W 32 17
Jan. 28	at Tulane	W 49 31
Jan. 29	vs. Tennessee	W 63 14
Feb. 1	vs. Vanderbilt	W 62 28
Feb. 3	vs. Georgia	W 28 25
Feb. 9	vs. Georgetown (Ky.)	W 41 25
Feb. 10	vs. Ole Miss	L 42 43
Feb. 11	vs. Ole Miss	W 58 38
Feb. 21	vs. Florida	W 58 32
Feb. 22	vs. Florida	W 50 28
Feb. 27	vs. Clemson ^	W 27 26
Feb. 28	vs. Georgia Tech ^	W 30 29
Mar. 1	vs. Mississippi State ^	W 42 34
Mar. 2	vs. Ole Miss ^	L 30 31

^ Southern Conference Tournament (Atlanta, Ga.)

1928-29
Record: 6-15

COACH: George Bohler
CAPTAIN: Frank DuBose

		RESULT	
vs. Camp Benning	W	40	38
vs. Birmingham Ath. Club	W	37	34
at Camp Benning	L	37	43
vs. LaGrange YMCA	L	29	32
at Birmingham Athletic Club	L	20	38
vs. Southern College (Fla.)	W	33	29
Jan. 25 at Florida	L	33	44
Jan. 26 at Florida	W	39	32
Jan. 28 vs. LSU	L	28	45
Jan. 29 vs. LSU	L	28	65
Feb. 1 at Clemson	L	20	46
Feb. 2 at Georgia	L	31	39
Feb. 6 at Georgia Tech	L	25	42
Feb. 8 vs. Tulane	L	35	48
Feb. 9 vs. Tulane	W	40	25
at Mercer	L	41	46
at Mercer	L	29	31
Feb. 16 vs. Georgia Tech	L	41	46
Feb. 18 vs. Florida	L	29	46
Feb. 19 vs. Florida	W	51	26
Mar. 1 vs. Georgia ^	L	24	42

^ Southern Conference Tournament (Atlanta, Ga.)

1929-30
Record: 1-10

COACH: Hal Lee
CAPTAIN: Louie James

		RESULT	
Jan. 10 vs. Clemson	L	31	39
Jan. 11 vs. South Carolina	W	30	22
Jan. 25 at Tennessee	L	18	33
Jan. 26 vs. Vanderbilt	L	27	29
Jan. 29 vs. Georgia	L	35	43
Feb. 7 at LSU	L	27	44
Feb. 8 at LSU	L	40	46
Feb. 11 at Tulane	L	40	45
Feb. 12 at Tulane	L	37	41
Feb. 18 vs. Georgia Tech	L	34	47
Feb. 19 at Georgia Tech	L	29	40

1930-31
Record: 9-6

COACH: Sam McAllister
CAPTAIN: Ralph Jordan

		RESULT	
Jan. 6 vs. South Carolina	W	39	21
Jan. 10 vs. Clemson	W	44	20
Jan. 12 vs. NC State (OT)	W	30	28
Jan. 23 at Georgia	L	27	30
Jan. 24 at South Carolina	W	36	16
Jan. 26 at Clemson	L	33	37
Jan. 28 vs. Georgia Tech	L	33	37
Jan. 31 vs. Vanderbilt	L	26	36
Feb. 6 vs. Tulane	W	44	22
Feb. 7 vs. Tulane	W	51	35
Feb. 14 vs. Vanderbilt	W	42	25
Feb. 18 Camp Benning	W	54	13
Feb. 24 at Georgia Tech	L	22	47
Feb. 27 vs. Virginia ^	W	33	26
Feb. 28 vs. Georgia ^	L	27	31

^ Southern Conference Tournament (Atlanta, Ga.)

1931-32
Record: 12-3

COACH: Sam McAllister
CAPTAIN: Jack Stewart

		RESULT	
Jan. 8 at Birmingham Southern	W	41	23
Jan. 9 at Vanderbilt	W	36	23
Jan. 12 vs. Georgia Tech	W	25	22
Jan. 22 at Florida	W	43	26
Jan. 23 at Florida	W	28	21
Jan. 30 vs. Vanderbilt	W	38	23
Feb. 5 at Tulane	L	21	26
Feb. 6 at Tulane	W	42	37
Feb. 8 at LSU	W	48	34
Feb. 9 at LSU	W	34	30
Feb. 13 at Georgia Tech	L	28	36
Feb. 15 vs. Georgia	W	26	24
Feb. 26 vs. NC State	W	34	33
Feb. 27 vs. LSU	W	30	22
Feb. 28 vs. North Carolina	L	31	52

^ Southern Conference Tournament (Atlanta, Ga.)

1932-33
Record: 4-9, 4-7 SEC

COACH: Sam McAllister
CAPTAIN: Slick Kaley

		RESULT	
Jan. 20 at Birmingham Southern	L	33	50
Jan. 22 at Vanderbilt	L	24	25
Jan. 24 vs. LSU	L	25	26
Jan. 25 vs. LSU	W	25	24
Feb. 3 vs. Tulane	W	22	19
Feb. 4 vs. Tulane	L	18	35
Feb. 9 vs. Vanderbilt	L	20	21
Feb. 11 at Georgia	L	21	22
Feb. 15 vs. Georgia Tech	L	20	29
Feb. 17 vs. Florida	W	32	30
Feb. 18 vs. Florida	W	16	11
Feb. 20 vs. Georgia Tech #	L	18	29
Feb. 24 vs. LSU ^	L	33	57

Atlanta, Ga. (Atlanta Athletic Club)
^ SEC Tournament (Atlanta, Ga.)

1933-34
Record: 2-11, 2-9 SEC

COACH: Ralph Jordan

		RESULT	
Jan. 9 at Vanderbilt	L	22	31
Jan. 11 vs. Georgia Tech	L	26	28
Jan. 26 vs. Birmingham Southern	L	22	39
Jan. 27 vs. Vanderbilt	L	33	48
Feb. 3 at Tulane	L	18	34
Feb. 4 at Tulane	L	20	30
Feb. 5 at LSU	L	17	40
Feb. 6 at LSU	L	16	38
Feb. 10 vs. Georgia	W	30	21
Feb. 14 at Georgia Tech	L	20	24
Feb. 17 at Florida	W	23	21
Feb. 18 at Florida	L	21	39
Mar. 1 vs. Tennessee ^	L	26	43

^ SEC Tournament (Atlanta, Ga.)

1934-35
Record: 4-13, 3-9 SEC

COACH: Ralph Jordan

		RESULT	
Jan. 5 at Lanett Athletic Club	W	44	25
Jan. 8 at South Carolina	L	34	35
Jan. 9 at South Carolina	L	26	42
Jan. 10 at Sewanee	L	18	19
Jan. 11 at Vanderbilt	L	27	37
Jan. 12 at Vanderbilt	L	24	41
Jan. 26 vs. Birmingham Southern	L	20	37
Feb. 1 vs. Tennessee	L	27	48
Feb. 2 at Birmingham Southern	L	40	46
Feb. 5 at Georgia	L	29	33
Feb. 6 at Georgia Tech	L	24	25
Feb. 8 vs. Florida	W	39	34
Feb. 9 vs. Florida	L	25	35
Feb. 13 vs. Georgia Tech	L	19	34
Feb. 14 vs. Sewanee	W	28	13
Feb. 15 vs. Sewanee	W	33	24
Feb. 15 vs. Vanderbilt	L	25	37

1935-36
Record: 10-7, 7-4 SEC

COACH: Ralph Jordan

		RESULT	
Dec. 19 vs. Clemson	L	23	33
Dec. 20 vs. Clemson	L	18	31
Jan. 9 at Vanderbilt	L	27	47
Jan. 10 at Sewanee	W	25	23
Jan. 11 at Sewanee	W	34	25
Jan. 24 at Birmingham Southern	W	26	17
Jan. 25 vs. Vanderbilt	L	32	37
Feb. 4 vs. Georgia Tech	W	31	28
Feb. 10 vs. Sewanee	W	41	38
Feb. 11 vs. Sewanee	W	42	18
Feb. 15 vs. Georgia	W	33	26
Feb. 19 at Georgia Tech	L	22	46
Feb. 21 at Florida	W	32	16
Feb. 22 at Florida	L	13	20
Feb. 28 vs. Birmingham Southern	W	41	22
Feb. 29 vs. Georgia	W	43	26
Mar. 1 vs. Tennessee	L	25	43

^ SEC Tournament (Knoxville, Tenn.)

1936-37
Record: 11-4, 7-4 SEC

COACH: Ralph Jordan

		RESULT	
Jan. 9 vs. Fort Benning	W	54	13
Jan. 15 at Sewanee	W	41	34
Jan. 16 at Sewanee	W	34	29
Jan. 30 at Birmingham Southern	W	39	22
Feb. 1 vs. LSU	W	37	24
Feb. 2 vs. LSU	L	34	54
Feb. 8 vs. Sewanee	W	39	32
Feb. 9 vs. Sewanee	W	36	16
Feb. 11 at Georgia Tech	L	28	42
Feb. 12 vs. Florida	W	35	34
Feb. 13 vs. Florida	W	51	40
Feb. 15 at Clemson	W	41	33
Feb. 16 at Clemson	W	33	26
at Georgia	L	19	21
Feb. 27 vs. Georgia Tech	L	33	35

1937-38
Record: 14-5, 6-3 SEC

COACH: Ralph Jordan

		RESULT
Jan. 14	at Sewanee	W 36 31
Jan. 15	at Sewanee	W 38 19
Jan. 19	at Birmingham Southern	W 49 39
Jan. 28	vs. Georgia Tech	
Jan. 28	vs. Oglethorpe	W 46 43
Jan. 29	vs. Oglethorpe	W 49 14
Feb. 7	vs. Sewanee	
Feb. 8	vs. Sewanee	
Feb. 12	vs. Georgia	W 34 27
Feb. 14	at Georgia Tech	L 42 43
Feb. 18	at Birmingham Southern	
Feb. 25	at Florida	L 34 43
Feb. 26	at Florida	L 35 51
Feb. 28	at Georgia Tech	L 32 54
Mar. 3	vs. LSU ^	L 34 60

(Only results available for this season)

^ SEC Tournament (Baton Rouge, La.)

1938-39
Record: 16-6, 8-4 SEC

COACH: Ralph Jordan
Home: 11-3 | Away: 4-2 | Neutral: 1-1

		RESULT
Dec. 16	vs. Lanett Mill	W 40 21
Dec. 17	vs. Nehi Reds	W 41 36
Jan. 4	at Lanett Mill	W 38 21
Jan. 6	vs. Spring Hill	W 30 22
Jan. 7	vs. Spring Hill	W 44 23
Jan. 13	vs. Sewanee	W 41 31
Jan. 14	vs. Sewanee	W 38 27
Jan. 16	vs. Vanderbilt	L 39 41
Jan. 28	vs. Birmingham Southern	W 50 17
Feb. 2	vs. Mississippi College	L 44 59
Feb. 4	at Georgia	L 21 43
Feb. 10	vs. Georgia	W 34 29
Feb. 11	vs. Birmingham Southern	W 52 35
Feb. 16	at Vanderbilt	L 42 49
Feb. 17	at Sewanee	W 34 27
Feb. 18	at Sewanee	W 39 28
Feb. 22	vs. Georgia Tech	W 38 24
Feb. 24	vs. Florida	W 40 38
Feb. 25	vs. Florida	L 25 31
Feb. 27	at Georgia Tech	W 49 33
Mar. 2	vs. Tulane ^	W 43 30
Mar. 3	vs. Tennessee ^	L 35 49

^ SEC Tournament (Knoxville, Tenn.)

1939-40
Record: 7-10, 6-7 SEC

COACH: Ralph Jordan
Home: 4-6 | Away: 3-3 | Neutral: 0-1

		RESULT
Dec. 14	vs. Spring Hill	W 37 34
Dec. 15	vs. Spring Hill	L 33 34
Jan. 5	at LSU	L 39 50
Jan. 6	at LSU	W 42 26
Jan. 11	at Vanderbilt	L 45 51
Jan. 12	at Sewanee	W 51 32
Jan. 13	at Sewanee	W 64 32
Jan. 20	vs. Vanderbilt	L 46 50
Jan. 27	vs. Howard	L 33 37
Feb. 3	vs. Georgia	L 28 32
Feb. 6	at Georgia Tech	L 31 53
Feb. 9	vs. Georgia	L 47 48
Feb. 16	vs. Sewanee	W 46 30
Feb. 17	vs. Sewanee	W 63 34
Feb. 21	vs. Georgia Tech (OT)	W 39 38
Feb. 24	vs. Florida	L 37 42
Feb. 28	vs. Georgia ^	L 41 48

^ SEC Tournament (Knoxville, Tenn.)

1940-41
Record: 13-6, 6-5 SEC

COACH: Ralph Jordan
Home: 10-2 | Away: 3-3 | Neutral: 0-1

		RESULT
Jan. 3	vs. Spring Hill	W 35 30
Jan. 4	vs. Spring Hill	W 46 34
Jan. 10	vs. Sewanee	W 36 24
Jan. 11	vs. Sewanee	W 39 25
Jan. 13	vs. Ole Miss	W 43 30
Jan. 24	vs. Tulane	W 45 41
Jan. 25	vs. Vanderbilt	W 45 44
Jan. 31	vs. Tennessee	L 33 51
Feb. 1	at Georgia Tech	L 39 48
Feb. 3	vs. Mississippi State	L 44 48
Feb. 5	vs. Georgia Tech	W 51 45
Feb. 8	vs. Georgia	W 43 39
Feb. 10	vs. Howard	W 35 21
Feb. 11	vs. LSU	W 50 49
Feb. 13	at Vanderbilt	L 39 47
Feb. 14	at Sewanee	W 39 28
Feb. 15	at Sewanee	W 46 31
Feb. 26	at Georgia	L 31 36
Feb. 28	vs. Alabama ^	L 16 38

^ SEC Tournament (Louisville, Ky.)

1941-42
Record: 11-6, 9-5 SEC

COACH: Ralph Jordan
Home: 5-1 | Away: 4-4 | Neutral: 2-1

		RESULT
Dec. 18	at Mississippi State	W 39 29
Dec. 19	at Ole Miss	W 34 31
Jan. 16	at Vanderbilt	W 35 33
Jan. 23	at Tennessee	L 23 43
Jan. 26	vs. Vanderbilt	W 50 45
Jan. 31	at Georgia Tech	L 42 48
Feb. 3	vs. Georgia Tech	W 43 38
Feb. 6	at Georgia	W 32 28
Feb. 13	vs. Georgia	W 53 41
Feb. 14	vs. Mississippi State	L 40 41
Feb. 16	at LSU	L 49 63
Feb. 17	at Tulane	L 41 50
Feb. 20	vs. Florida	W 47 23
Feb. 21	vs. Florida	W 38 36
Feb. 26	vs. Vanderbilt ^	W 36 34
Feb. 27	vs. Tulane ^	W 45 36
Feb. 28	vs. Kentucky ^	L 31 40

^ SEC Tournament (Louisville, Ky.)

1942-43
Record: 1-14, 1-12 SEC

COACH: Bob Evans
Home: 1-7 | Away: 0-6 | Neutral: 0-1

		RESULT
Dec. 11	at Mississippi State	L 35 41
Dec. 12	at Mississippi State	L 26 36
Dec. 17	vs. Mississippi State	L 37 38
Dec. 18	vs. Mississippi State	L 40 44
Jan. 11	at Vanderbilt	L 39 54
Jan. 15	vs. 507 Paratrooper Infantry	L 30 40
Jan. 22	vs. Georgia Tech	L 32 59
Jan. 23	vs. Vanderbilt	L 43 48
Jan. 29	at Tennessee	L 23 57
Jan. 30	at Georgia Tech	L 21 53
Feb. 5	vs. Georgia	W 47 32
Feb. 6	vs. LSU	L 37 62
Feb. 8	vs. Tulane	L 30 50
Feb. 13	at Georgia	L 31 51
Feb. 25	vs. LSU ^	L 38 67

^ SEC Tournament (Louisville, Ky.)

1943-44 (No Team)

1944-45
Record: 3-14, 2-6 SEC

COACH: Bob Evans
Home: 3-8 | Away: 0-5 | Neutral: 0-1

		RESULT
Jan. 13	Gunter Field	L 40 44
Jan. 13	vs. Mercer	L 36 41
Jan. 18	at Georgia	L 50 59
Jan. 20	vs. Georgia Tech	L 41 74
Feb. 2	at Mercer	L 34 40
Feb. 3	vs. Georgia	L 43 59
Feb. 9	at Jacksonville Navy	L 43 80
Feb. 10	at Jacksonville Navy	L 23 51
Feb. 12	vs. Florida	L 43 58
Feb. 13	vs. Florida	W 42 40
Feb. 17	at Georgia Tech	L 39 53
	Gunter Field	W 52 39
	Maxwell Field	L 41 48
	Maxwell Field	L 31 72
Feb. 19	vs. Florida	W 43 41
Feb. 20	vs. Florida	L 48 62
Feb. 29	vs. Tennessee ^	L 26 56

^ SEC Tournament (Louisville, Ky.)

1945-46
Record: 7-9, 7-6 SEC

COACH: Ralph Jordan
Home: 5-4 | Away: 2-4 | Neutral: 0-1

		RESULT
Dec. 10	vs. Mississippi State	W 55 47
Dec. 11	vs. Mississippi State	W 37 26
Jan. 4	at Georgia Tech	L 22 45
	at Georgia	L 37 38
Jan. 16	vs. Georgia Tech	L 26 53
Jan. 21	vs. Georgia	W 40 37
	Maxwell Field	L 41 48
	Maxwell Field	L 35 36
Jan. 29	vs. Florida	W 49 36
Jan. 30	vs. Florida	W 51 40
	vs. Tulane	L 48 56
Feb. 8	at Mississippi State	W 60 53
Feb. 9	at Florida	L 34 53
Feb. 15	at Mississippi State	W 40 30
Feb. 16	at Mississippi State	L 31 39
Feb. 28	vs. Kentucky ^	L 24 69

^ SEC Tournament (Louisville, Ky.)

1946-47
Record: 3-18, 1-15 SEC

COACH: V.J. Edney
Home: 3-6 | Away: 0-11 | Neutral: 0-1

		RESULT
	Maxwell Field	W 65 38
Dec. 13	at Ole Miss	L 38 58
Dec. 14	at Mississippi State	L 35 61
Jan. 8	vs. Mercer	L 54 55
Jan. 11	vs. Tennessee	L 30 66
Jan. 15	vs. Georgia Tech	L 42 55
Jan. 17	at Florida	L 32 48
Jan. 18	at Florida	L 28 39
Jan. 24	vs. Vanderbilt	L 37 38
Jan. 25	vs. Georgia	L 40 44
Jan. 29	at Georgia Tech	L 49 65
Feb. 1	at Vanderbilt	L 58 59
Feb. 3	at Tennessee	L 27 63
Feb. 7	vs. Florida	L 42 48
Feb. 8	vs. Florida	W 36 30
	Maxwell Field	W 57 34
Feb. 14	at Tulane	L 35 66
Feb. 15	at LSU	L 53 76
Feb. 21	at Mercer	L 47 71
	at Georgia	L 45 60
Feb. 28	vs. Kentucky ^	L 18 84

^ SEC Tournament (Louisville, Ky.)

1947-48 Record: 12-10, 7-7 SEC

COACH: Danny Doyle
Home: 7-3 | Away: 5-6 | Neutral: 0-1

		RESULT
Dec. 6	vs. Mississippi State	L 35 49
Dec. 12	at Florida	W 43 41
Dec. 13	at Florida	L 39 47
	at Tulane	L 37 70
	at Illinois Wesleyan	W 44 42
	at Washington (St. Louis)	L 29 59
Jan. 12	vs. Ole Miss	W 59 50
Jan. 16	vs. Georgia	W 52 41
Jan. 19	at Mercer	W 72 53
Jan. 21	vs. Vanderbilt	W 46 41
Jan. 23	at LSU	W 51 48
Jan. 30	vs. Georgia Tech	W 38 31
Feb. 2	at Vanderbilt	L 47 55
Feb. 5	vs. Florida	W 53 50
Feb. 6	vs. Florida	L 37 39
Feb. 12	vs. Oglethorpe	W 55 23
Feb. 13	vs. Oglethorpe	W 65 31
Feb. 17	vs. Mercer	L 46 63
Feb. 21	at Georgia	L 36 74
Feb. 25	at Georgia Tech	L 43 50
Feb. 28	at Howard	W 33 32
Mar. 4	vs. Tulane ^	L 40 47

^ SEC Tournament (Louisville, Ky.)

1948-49 Record: 9-15, 5-11 SEC

COACH: Danny Doyle
Home: 6-3 | Away: 3-7 | Neutral: 0-5

		RESULT
Dec. 3	at Howard	W 57 30
Dec. 4	at Birmingham Southern	W 40 32
Dec. 11	vs. Mississippi State	L 53 54
Dec. 21	vs. Alabama !	L 45 46
Dec. 27	vs. Baylor #	L 44 59
Dec. 28	vs. Colorado State	L 41 46
Dec. 29	vs. Southern Methodist	L 41 59
Jan. 5	vs. Alabama	L 38 45
Jan. 8	at Florida	L 45 61
Jan. 11	vs. Georgia Tech	W 41 33
Jan. 14	at Georgia	L 52 55
Jan. 17	at Ole Miss	L 43 47
Jan. 18	at Mississippi State	L 43 47
Jan. 22	vs. Vanderbilt	W 48 46
Jan. 27	at Alabama	L 37 39
Jan. 31	vs. Tulane	L 51 56
Feb. 5	at Vanderbilt	L 42 52
	Troy State	W 69 44
	Livingston State	W 49 44
Feb. 17	vs. Florida	W 44 43
	vs. Georgia	W 53 47
Feb. 23	vs. Georgia Tech	L 57 66
Feb. 28	vs. Ole Miss	W 65 61
Mar. 4	vs. Kentucky ^	L 39 70

! (Birmingham, Ala.)

All-College Classic (Oklahoma City, Okla.)

^ SEC Tournament (Louisville, Ky.)

1949-50 Record: 17-7, 12-6 SEC

COACH: Joel Eaves
CAPTAIN: Bill Lynn
Home: 9-2 | Away: 8-4 | Neutral: 0-1

		RESULT
Dec. 1	vs. Birmingham Southern	W 79 49
Dec. 2	at Howard	W 59 36
Dec. 9	vs. Ole Miss	W 64 60
Dec. 10	vs. Howard	W 73 49
Dec. 13	vs. Troy State	W 77 40
Dec. 20	vs. Alabama	W 45 40
Jan. 4	at Birmingham Southern	W 70 48
Jan. 10	at Georgia Tech	L 49 65
Jan. 12	at Mississippi State	W 65 64

Jan. 14	vs. Florida	W 72 46
Jan. 21	vs. Vanderbilt	L 47 58
Jan. 28	at Alabama	W 66 58
Jan. 30	at Ole Miss	W 77 63
Feb. 1	at Mississippi State	W 65 60
Feb. 4	vs. LSU	W 70 66
Feb. 6	at Vanderbilt	L 51 63
Feb. 9	vs. Georgia	W 67 54
Feb. 11	at Tulane	W 64 60
Feb. 13	at LSU	L 61 76
Feb. 18	vs. Alabama	W 67 58
Feb. 20	at Florida	L 41 43
Feb. 22	vs. Georgia Tech	L 53 61
Feb. 25	at Georgia	W 55 46
Mar. 3	vs. LSU ^	L 45 73

^ SEC Tournament (Louisville, Ky.)

1950-51 Record: 12-10, 6-8 SEC

COACH: Joel Eaves
CAPTAIN: Don Lanford
Home: 8-3 | Away: 4-6 | Neutral: 0-1

		RESULT
Nov. 27	vs. Troy State	W 96 57
Nov. 30	at Birmingham Southern	W 57 56
Dec. 1	at Howard	W 70 57
Dec. 6	vs. Birmingham Southern	W 69 57
Dec. 9	vs. Ole Miss	L 61 65
Dec. 13	vs. Howard	W 70 53
Dec. 19	at Alabama	L 46 70
Jan. 5	at Kentucky (NR, 3)	L 35 79
Jan. 6	at Vanderbilt	L 51 61
Jan. 8	at Tennessee	W 63 59
Jan. 13	vs. Georgia (OT)	W 69 68
Jan. 18	vs. Alabama	L 64 65
Jan. 27	at Georgia	W 61 49
Jan. 31	at Georgia Tech	L 44 64
Feb. 3	vs. Tulane	W 92 71
Feb. 5	vs. LSU	L 74 75
Feb. 10	at Alabama	L 44 63
Feb. 14	vs. Georgia Tech	W 75 63
Feb. 17	at Florida	L 61 82
Feb. 23	vs. Florida (OT)	W 83 77
Feb. 24	vs. Mississippi State	W 92 85
Mar. 2	vs. Kentucky ^ (NR, 1)	L 54 84

^ SEC Tournament (Louisville, Ky.)

1951-52 Record: 14-12, 6-8 SEC

COACH: Joel Eaves
CAPTAIN: Roger Weldon
Home: 7-4 | Away: 6-5 | Neutral: 1-3

		RESULT
Nov. 27	vs. Troy State	W 83 58
Nov. 29	at Birmingham Southern	W 65 59
Nov. 30	at Howard	W 69 39
Dec. 4	vs. Maxwell Field	W 75 41
Dec. 5	vs. Howard	W 88 51
Dec. 8	at Georgia	W 62 48
Dec. 15	vs. Birmingham Southern	W 79 46
Dec. 19	at Maxwell Field	W 63 54
Dec. 28	vs. Davidson #	W 66 59
Dec. 29	vs. Georgia Tech #	L 62 79
	vs. South Carolina #	L 67 70
Jan. 3	at Florida	L 63 64
Jan. 9	at Georgia Tech	L 54 56
Jan. 12	vs. Vanderbilt	L 61 73
Jan. 18	at Mississippi State	W 68 61
Jan. 19	at Ole Miss	L 58 76
Jan. 26	vs. Georgia	W 65 51
Jan. 30	vs. Kentucky	L 48 88
Feb. 2	vs. Alabama	L 60 62
Feb. 8	vs. Florida	W 61 52
Feb. 9	vs. Tennessee	W 60 55
Feb. 13	vs. Georgia Tech	L 50 58
Feb. 16	at LSU	L 64 70
Feb. 18	at Tulane	W 63 61
Feb. 23	at Alabama	L 50 63
Feb. 28	vs. Alabama ^	L 49 63

Carolina Invitational (Charlotte, N.C.)

^ SEC Tournament (Louisville, Ky.)

1952-53 Record: 13-8, 6-7 SEC

COACH: Joel Eaves
CAPTAIN: Bubber Farish
Home: 7-3 | Away: 4-4 | Neutral: 2-1

		RESULT
Dec. 2	vs. Howard	W 80 52
Dec. 6	at Howard	W 80 74
Dec. 10	vs. Georgia Tech	W 71 61
Dec. 13	at Birmingham Southern	W 87 61
Dec. 19	vs. Georgia !	W 71 49
Jan. 2	vs. Memphis State #	W 78 64
Jan. 3	vs. Ole Miss #	L 55 65
Jan. 6	vs. Birmingham Southern	W 84 59
Jan. 9	at Georgia	W 64 59
Jan. 14	at Georgia Tech	L 61 79
Jan. 17	at Alabama	L 51 61
Jan. 21	vs. Georgia	W 78 69
Jan. 26	at Tennessee	L 70 72
Jan. 31	vs. Mississippi State	W 82 60
Feb. 4	vs. Florida	L 62 66
Feb. 7	at Vanderbilt	W 71 66
Feb. 11	vs. Ole Miss	W 72 65
Feb. 14	vs. LSU (NR, 8)	L 57 65
Feb. 16	vs. Tulane	L 65 70
Feb. 21	at Florida	L 67 71
Feb. 28	vs. Alabama	W 78 73

! (Birmingham, Ala.)

Memphis Invitational (Memphis, Tenn.)

1953-54 Record: 16-8, 8-6 SEC

COACH: Joel Eaves
CAPTAIN: Bob Miller
Home: 6-2 | Away: 7-4 | Neutral: 3-2

		RESULT
Dec. 1	vs. Birmingham Southern	W 81 50
Dec. 4	at Birmingham Southern	W 93 66
Dec. 5	at Howard (OT)	W 70 63
Dec. 12	vs. Georgia Tech !	W 83 56
Dec. 18	vs. Georgia #	W 75 73
Dec. 19	vs. Alabama #	L 62 70
Dec. 30	at Vanderbilt (NR, 19)	L 48 96
Jan. 2	vs. Mississippi State #	W 76 75
Jan. 5	vs. Howard	W 84 56
Jan. 9	at Mississippi State	L 74 79
Jan. 11	at Ole Miss	W 66 61
Jan. 16	at Alabama	L 58 70
Jan. 20	vs. Georgia Tech	W 80 56
Jan. 23	at Georgia	W 81 66
Jan. 29	at Florida	W 83 76
Feb. 6	vs. Vanderbilt	W 76 73
Feb. 8	at Georgia Tech	W 59 53
Feb. 13	vs. Florida	W 85 65
Feb. 15	vs. Georgia	W 80 61
Feb. 20	at LSU (NR, 13)	L 59 77
Feb. 22	at Tulane	W 65 62
Feb. 27	vs. Kentucky ! (NR, 2)	L 79 109
Mar. 1	vs. Tennessee	L 86 92
Mar. 5	vs. Alabama	L 55 57

! (Montgomery, Ala.)

(Birmingham, Ala.)

1954-55

Record: 11-9, 6-8 SEC

COACH: Joel Eaves
CAPTAIN: Bill Kirkpatrick
Home: 8-2 | Away: 1-5 | Neutral: 23-2

		RESULT	
Dec. 4	vs. Birmingham Southern	W	90 77
Dec. 11	vs. Jacksonville State	W	78 67
Dec. 17	vs. Washington & Lee !	W	91 81
Dec. 18	vs. Tennessee !	W	73 64
Jan. 5	vs. Howard	W	98 77
Jan. 8	vs. Mississippi State	W	79 58
Jan. 10	vs. Ole Miss	W	85 81
Jan. 15	vs. Alabama # (20, 16)	L	78 99
Jan. 22	at Georgia	L	83 88
Jan. 26	vs. Georgia Tech	L	70 73
Jan. 29	vs. Florida	W	91 69
Jan. 31	vs. Georgia	W	78 76
Feb. 5	at Vanderbilt (NR, 20)	L	74 79
Feb. 7	at Georgia Tech	L	67 75
Feb. 12	at Florida	W	70 66
Feb. 19	vs. LSU	W	75 71
Feb. 21	vs. Tulane	L	79 90
Feb. 26	at Kentucky (NR, 2)	L	59 93
Feb. 28	at Tennessee	L	77 86
Mar. 5	vs. Alabama # (NR, 11)	L	80 84

! Blue-Gray Tournament (Montgomery, Ala.)
(Montgomery, Ala.)

1955-56

Record: 11-10, 8-6 SEC

COACH: Joel Eaves
CAPTAIN: Jim O'Donnell
Home: 8-1 | Away: 3-4 | Neutral: 0-5

		RESULT	
Dec. 3	vs. Birmingham Southern	W	81 64
Dec. 10	vs. Howard	W	97 54
Dec. 16	vs. Texas !	L	76 83
Dec. 17	vs. Eastern Kentucky !	L	71 93
Dec. 20	at Oklahoma City (NR, 15)	L	58 76
Dec. 21	at Rice (2OT)	L	80 82
Jan. 2	vs. Florida	W	89 77
Jan. 7	at Mississippi State	W	81 68
Jan. 9	at Ole Miss	L	69 76
Jan. 14	vs. Alabama # (NR, 19)	L	77 86
Jan. 21	at Georgia	W	60 59
Jan. 28	vs. Jacksonville State	W	73 64
Feb. 4	vs. Kentucky (NR, 7) #	L	81 82
Feb. 7	vs. Georgia Tech (OT)	W	77 74
Feb. 11	vs. Florida	W	77 73
Feb. 13	vs. Georgia	W	96 80
Feb. 18	at LSU	W	80 71
Feb. 20	at Tulane	L	75 86
Feb. 25	vs. Tennessee	L	87 91
Feb. 27	vs. Vanderbilt (NR, 7)	W	74 65
Mar. 2	vs. Alabama # (NR, 3)	L	82 93

! Blue-Gray Tournament (Montgomery, Ala.)
(Montgomery, Ala.)

1956-57

Record: 13-8, 8-6 SEC

COACH: Joel Eaves
CAPTAIN: Henry Sturkie
Home: 9-1 | Away: 1-5 | Neutral: 3-2

		RESULT	
Dec. 4	vs. Jacksonville State	W	72 65
Dec. 8	vs. Rice #	W	88 68
Dec. 17	vs. Clemson ^	W	89 64
Dec. 18	vs. Saint Joseph's ^	W	66 64
Dec. 19	vs. Wake Forest ^	L	48 58
Jan. 2	vs. Howard	W	101 70
Jan. 5	vs. Mississippi State	W	86 66
Jan. 7	vs. Ole Miss	W	88 66
Jan. 12	at Georgia	L	72 75
Jan. 19	vs. Alabama % (OT)	W	92 88
Jan. 22	vs. Georgia Tech	L	74 81
Jan. 26	vs. Georgia	W	73 66
Jan. 28	vs. Florida	W	76 61
Feb. 2	at Vanderbilt	L	78 83
Feb. 4	at Georgia Tech (OT)	L	67 76
Feb. 9	at Florida	W	73 70
Feb. 16	vs. LSU	W	99 62
Feb. 18	vs. Tulane	W	78 54
Feb. 23	at Tennessee	L	75 85
Feb. 25	at Kentucky (NR, 3)	L	85 103
Mar. 1	vs. Alabama (2OT)	L	79 81

(Birmingham, Ala.)
^ Carousel Tournament (Charlotte, N.C.)
% (Montgomery, Ala.)

1957-58

Record: 16-6, 11-3 SEC

COACH: Joel Eaves
CAPTAIN: Rex Frederick
Home: 7-0 | Away: 4-4 | Neutral: 5-2

		RESULT	
Dec. 3	vs. Jacksonville State	W	89 50
Dec. 7	vs. Wake Forest #	W	78 66
Dec. 13	vs. TCU ^	W	75 63
Dec. 14	vs. Mississippi State ^	L	37 52
Dec. 19	at SMU	L	65 75
Dec. 20	at Baylor	L	53 62
Dec. 30	vs. Howard	W	106 47
Jan. 4	at Mississippi State (NR, 9)	L	42 70
Jan. 6	at Ole Miss	W	71 51
Jan. 11	at Florida	L	66 90
Jan. 18	vs. Alabama %	L	65 83
Jan. 22	at Georgia Tech	W	80 72
Jan. 25	vs. Georgia #	W	90 62
Feb. 1	vs. Vanderbilt	W	77 69
Feb. 3	vs. Georgia Tech	W	99 78
Feb. 8	vs. Georgia	W	75 73
Feb. 10	vs. Florida	W	76 69
Feb. 15	at LSU	W	76 58
Feb. 17	at Tulane	W	63 49
Feb. 22	vs. Tennessee (NR, 20)	W	72 66
Feb. 24	vs. Kentucky ^ (NR, 13)	W	64 63
Mar. 1	vs. Alabama % (16, NR)	W	67 65

(Columbus, Ga.)
^ Birmingham Classic (Birmingham, Ala.)
% (Montgomery, Ala.)

1958 FINAL WIRE SERVICE POLL ASSOCIATED PRESS

1. West Virginia	7. Kansas
2. Cincinnati	8. Notre Dame
3. Kansas State	9. Kentucky
4. San Francisco	10. Duke
5. Temple	16. Auburn
6. Maryland	

1958-59

Record: 20-2, 12-2 SEC

COACH: Joel Eaves
CAPTAINS: Rex Frederick, Jimmy Lee
Home: 11-0 | Away: 5-2 | Neutral: 4-0

		RESULT	
Dec. 2	vs. Jacksonville State	W	111 54
Dec. 6	vs. Baylor	W	71 60
Dec. 17	vs. Florida State (13, NR)	W	95 74
Dec. 19	vs. Wyoming # (13, NR)	W	70 47
Dec. 20	vs. Alabama # (13, NR)	W	79 60
Dec. 27	vs. Florence State (8, NR)	W	104 78
Dec. 29	at Florida State (8, NR)	W	69 62
Jan. 3	vs. Mississippi State (9, 8)	W	97 66
Jan. 5	vs. Ole Miss (9, NR)	W	60 47
Jan. 10	at Florida (6, NR)	W	63 54
Jan. 17	vs. Alabama ^ (5, NR)	W	57 55
Jan. 21	vs. Georgia Tech (5, NR)	W	66 55
Jan. 24	at Georgia (5, NR)	W	81 61
Jan. 31	at Vanderbilt (4, NR)	W	64 61
Feb. 3	at Georgia Tech (4, NR)	W	51 40
Feb. 7	vs. Georgia (4, NR)	W	95 69
Feb. 9	vs. Florida (4, NR)	W	93 71
Feb. 14	vs. LSU (4, NR)	W	115 67
Feb. 16	vs. Tulane (4, NR)	W	79 56
Feb. 21	at Kentucky (2, 3)	L	56 75
Feb. 23	at Tennessee (2, NR)	L	55 56
Feb. 28	vs. Alabama ^ (6, NR)	W	69 50

Birmingham Classic (Birmingham, Ala.)
^ (Montgomery, Ala.)

1959-60

Record: 19-3, 12-2 SEC

COACH: Joel Eaves
CAPTAIN: Henry Hart
Home: 10-0 | Away: 6-2 | Neutral: 3-1

		SEC CHAMPIONS RESULT	
Dec. 1	vs. Florence State	W	95 69
Dec. 5	vs. Troy State	W	72 46
Dec. 7	vs. Howard	W	104 57
Dec. 12	vs. Florida State	W	62 58
Dec. 18	vs. Navy #	L	61 68
Dec. 19	vs. Alabama #	W	59 52
Dec. 28	at Florida State	W	76 63
Jan. 2	at Mississippi State	W	64 48
Jan. 4	at Ole Miss	L	56 64
Jan. 9	at Florida	W	73 69
Jan. 16	vs. Alabama ^	W	69 66
Jan. 19	at Georgia Tech (NR, 6)	W	66 59
Jan. 23	at Georgia	L	59 68
Jan. 30	vs. Vanderbilt	W	55 54
Feb. 2	vs. Georgia Tech	W	48 45
Feb. 6	vs. Georgia	W	72 45
Feb. 8	vs. Florida	W	89 51
Feb. 13	at LSU (17, NR)	W	63 61
Feb. 15	at Tulane (OT) (17, NR)	W	53 51
Feb. 20	vs. Kentucky (17, NR)	W	61 60
Feb. 22	vs. Tennessee (17, NR)	W	72 63
Feb. 27	vs. Alabama (OT) (13, NR) ^	W	63 61

Birmingham Classic (Birmingham, Ala.)
^ (Montgomery, Ala.)

1959 FINAL WIRE SERVICE POLL ASSOCIATED PRESS/UPI

1. Kansas State	1. Kansas State
2. Kentucky	2. Kentucky
3. Miss. State	3. Michigan State
4. Bradley	4. Cincinnati
5. Cincinnati	5. N.C. State
6. N.C. State	6. North Carolina
7. Michigan State	7. Mississippi State
8. Auburn	8. Bradley
9. North Carolina	9. California
10. West Virginia	10. Auburn

1960-61
Record: 15-7, 8-6 SEC

COACH: Joel Eaves
CAPTAINS: Porter Gilbert, Jimmy Fibbe
Home: 8-3 | Away: 2-3 | Neutral: 5-1

RESULT table with columns: Date, Opponent, Result, Score

Birmingham Classic (Birmingham, Ala.)
^ (Columbus, Ga.)
% (Montgomery, Ala.)

1960 FINAL WIRE SERVICE POLLS
ASSOCIATED PRESS/UPI

Final wire service polls table with columns: Rank, Team

1961-62
Record: 18-6, 11-3 SEC

COACH: Joel Eaves
CAPTAIN: Bill Ross
Home: 8-2 | Away: 5-3 | Neutral: 5-1

RESULT table with columns: Date, Opponent, Result, Score

Birmingham Classic (Birmingham, Ala.)
^ Houston Classic (Houston, Texas)
& (Montgomery, Ala.)
@ (Columbus, Ga.)

1962-63
Record: 18-4, 10-4 SEC

COACH: Joel Eaves
CAPTAIN: Layton Johns
Home: 10-2 | Away: 4-3 | Neutral: 3-0

RESULT table with columns: Date, Opponent, Result, Score

Sugar Bowl Tournament (New Orleans, La.)
^ (Montgomery, Ala.)

1963-64
Record: 11-12, 6-8 SEC

COACH: Bill Lynn
CAPTAINS: Larry Chapman, John Blackwell
Home: 6-3 | Away: 3-6 | Neutral: 2-3

RESULT table with columns: Date, Opponent, Result, Score

Sugar Bowl Tournament (New Orleans, La.)
^ (Montgomery, Ala.)

1964-65
Record: 16-9, 11-5 SEC

COACH: Bill Lynn
CAPTAIN: Freddie Guy
Home: 8-2 | Away: 4-5 | Neutral: 4-2

RESULT table with columns: Date, Opponent, Result, Score

Bluebonnet Bowl Tournament (Houston, Texas)
^ Poinsettia Classic (Greenville, S.C.)
% (Montgomery, Ala.)

1965-66
Record: 16-10, 8-8 SEC

COACH: Bill Lynn
CAPTAIN: Lee DeForn
Home: 7-4 | Away: 5-3 | Neutral: 4-3

RESULT table with columns: Date, Opponent, Result, Score

Tampa Invitational (Tampa, Fla.)
^ (Pensacola, Fla.)
% Sugar Bowl Tournament (New Orleans, La.)
@ (Montgomery, Ala.)

1966-67 17-8, 12-6 SEC

**COACH: Bill Lynn
CAPTAIN: Bobby Buisson
Home: 7-1 | Away: 4-8 | Neutral: 4-1**

		RESULT
Dec. 1	at The Citadel	W 105 83
Dec. 6	vs. Louisiana Tech	W 88 77
Dec. 10	vs. Southwestern Louisiana	W 78 68
Dec. 16	at Tennessee #	L 49 73
Dec. 17	vs. Miami (Fla.) #	L 73 87
Dec. 21	at Georgia Tech (OT)	L 76 78
Dec. 27	vs. Florida State ^	W 67 59
Dec. 28	vs. TCU ^	W 80 79
Dec. 31	vs. Vanderbilt (NR, 9)	W 64 51
Jan. 3	vs. LSU	W 70 59
Jan. 7	at Ole Miss	W 67 56
Jan. 9	at Mississippi State (OT) (NR, 10)	L 54 59
Jan. 16	at Vanderbilt	L 65 71
Jan. 21	at Kentucky	L 58 60
Jan. 28	vs. Georgia	W 73 64
Jan. 30	vs. Florida	W 87 61
Feb. 1	at Georgia	W 62 49
Feb. 8	at LSU	W 80 63
Feb. 11	vs. Alabama %	W 66 63
Feb. 13	vs. Mississippi State	W 68 57
Feb. 18	at Florida	L 59 79
Feb. 20	vs. Ole Miss	W 86 67
Feb. 25	vs. Tennessee (NR, 9)	L 45 54
Feb. 27	vs. Kentucky	W 60 49
Mar. 3	vs. Alabama % (OT)	W 99 96

Volunteer Invitational (Knoxville, Tenn.)

^ Mobile Invitational (Mobile, Ala.)

% (Montgomery, Ala.)

1968-69 Record: 15-10, 10-8 SEC

**COACH: Bill Lynn
CAPTAIN: Tom Perry
Home: 6-2 | Away: 6-8 | Neutral: 3-0**

		RESULT
Nov. 30	at South Carolina	L 49 51
Dec. 14	at Ole Miss	W 75 64
Dec. 16	at Mississippi State	L 59 65
Dec. 18	at Southwestern Louisiana	L 76 80
Dec. 19	at Louisiana Tech	W 97 84
Dec. 21	vs. Clemson #	W 92 72
Dec. 27	vs. Southern Miss ^	W 73 70
Dec. 28	vs. Xavier ^	W 75 73
Jan. 4	at Florida	L 59 68
Jan. 6	at Georgia	L 69 74
Jan. 11	vs. LSU	W 90 71
Jan. 15	vs. Alabama	W 78 63
Jan. 20	vs. Georgia	L 84 85
Jan. 25	at Vanderbilt	W 92 79
Feb. 1	at Tennessee	L 59 64
Feb. 3	at Kentucky (NR, 5)	L 93 105
Feb. 8	vs. Florida (OT)	W 81 80
Feb. 12	vs. Mississippi State	W 87 68
Feb. 15	at LSU	L 81 93
Feb. 17	at Alabama	W 60 53
Feb. 22	vs. Vanderbilt	W 85 75
Feb. 24	vs. Georgia Tech	W 87 85
Mar. 1	vs. Tennessee	W 71 60
Mar. 3	vs. Kentucky (NR, 17)	L 86 90
Mar. 8	vs. Ole Miss	W 80 70

(Birmingham, Ala.)

^ Mobile Classic (Mobile, Ala.)

1970-71 Record: 11-15, 8-10 SEC

**COACH: Bill Lynn
CAPTAIN: Jimmy Walker
Home: 7-4 | Away: 3-10 | Neutral: 1-1**

		RESULT
Dec. 1	vs. Louisiana Tech	W 93 87
Dec. 3	at South Carolina	L 69 86
Dec. 5	vs. North Carolina State	W 91 85
Dec. 12	at Ole Miss	L 96 108
Dec. 14	at Mississippi State	W 73 70
Dec. 19	vs. Georgia Tech #	L 76 87
Dec. 21	at Houston	L 76 79
Dec. 29	vs. Xavier ^	W 86 73
Dec. 30	at Old Dominion ^	L 76 89
Jan. 2	at Florida	L 60 66
Jan. 4	at Georgia	W 79 58
Jan. 9	vs. LSU	L 92 106
Jan. 11	vs. Alabama	W 83 72
Jan. 14	at Georgia Tech	L 81 90
Jan. 18	vs. Georgia	L 76 77
Jan. 23	at Vanderbilt	L 86 107
Jan. 30	at Tennessee (NR, 8)	L 68 90
Feb. 1	at Kentucky (NR, 11)	L 76 114
Feb. 6	vs. Florida	W 85 70
Feb. 10	vs. Mississippi State	W 92 68
Feb. 13	at Alabama	W 92 76
Feb. 15	at LSU	L 94 114
Feb. 20	vs. Vanderbilt	W 96 94
Feb. 27	vs. Tennessee (NR, 17)	L 71 76
Mar. 1	vs. Kentucky (NR, 10)	L 83 102
Mar. 6	vs. Ole Miss	W 86 85

(Birmingham, Ala.)

^ Old Dominion Tournament (Norfolk, Va.)

1967-68 Record: 13-13, 8-10 SEC

**COACH: Bill Lynn
CAPTAIN: Alex Howell
Home: 6-4 | Away: 4-7 | Neutral: 3-2**

		RESULT
Dec. 1	vs. The Citadel	L 70 73
Dec. 4	at Vanderbilt (NR, 9)	L 65 78
Dec. 9	at Wake Forest	W 66 63
Dec. 16	at Georgia Tech	W 63 52
Dec. 18	vs. St. Bonaventure #	L 73 77
Dec. 19	vs. Rutgers #	W 70 62
Dec. 27	vs. Arkansas ^	W 65 58
Dec. 28	at Oklahoma City ^	L 68 78
Dec. 29	vs. Virginia Tech ^	W 76 61
Jan. 3	at LSU	L 72 76
Jan. 6	vs. Ole Miss	W 90 71
Jan. 8	vs. Mississippi State	L 62 66
Jan. 15	vs. Vanderbilt (NR, 8)	L 65 74
Jan. 20	vs. Kentucky (NR, 9)	W 74 73
Jan. 27	at Georgia	L 74 76
Jan. 29	at Florida	L 60 65
Jan. 31	vs. Georgia	W 62 56
Feb. 7	vs. LSU	W 74 69
Feb. 10	at Alabama	L 63 64
Feb. 12	at Mississippi State	W 74 72
Feb. 17	vs. Florida	W 73 65
Feb. 19	at Ole Miss	L 56 57
Feb. 24	at Tennessee	W 53 52
Feb. 26	at Kentucky (NR, 5)	L 57 89
Mar. 2	vs. Alabama	W 73 69
Mar. 3	vs. Tennessee (OT)	L 54 63

Tampa Invitational (Tampa, Fla.)

^ All-College Tournament (Oklahoma City, Okla.)

1969-70 Record: 15-11, 11-7 SEC

**COACH: Bill Lynn
CAPTAINS: Carl Shetler, Bill Alexander
Home: 5-6 | Away: 7-5 | Neutral: 3-0**

		RESULT
Dec. 1	vs. South Carolina (NR, 1)	L 64 86
Dec. 4	at Clemson	W 61 60
Dec. 6	vs. Wake Forest	L 81 95
Dec. 13	vs. Ole Miss	W 91 77
Dec. 15	vs. Mississippi State	W 94 66
Dec. 17	at NC State	L 69 76
Dec. 19	vs. Saint Louis #	W 70 66
Dec. 20	vs. Dartmouth #	W 85 76
Dec. 27	vs. Buffalo ^	W 84 61
Jan. 3	vs. Florida	W 91 75
Jan. 5	vs. Georgia	L 64 68
Jan. 10	at LSU	W 79 70
Jan. 12	at Alabama	W 86 77
Jan. 17	at Georgia Tech	L 74 86
Jan. 19	at Georgia	L 67 71
Jan. 24	at Vanderbilt	W 84 75
Jan. 31	vs. Tennessee	W 61 55
Feb. 2	vs. Kentucky (NR, 2)	L 83 84
Feb. 7	at Florida	L 68 70
Feb. 11	at Mississippi State (OT)	W 71 69
Feb. 14	vs. Alabama	W 121 78
Feb. 16	vs. LSU	L 64 70
Feb. 21	vs. Vanderbilt	L 74 92
Feb. 28	at Tennessee	W 77 64
Mar. 2	at Kentucky (NR, 1)	L 81 102
Mar. 7	at Ole Miss	W 67 66

Vanderbilt Classic (Nashville, Tenn.)

^ (Birmingham, Ala.)

1971-72 Record: 10-16, 6-12 SEC

**COACH: Bill Lynn
CAPTAIN: Henry Harris
Home: 6-6 | Away: 3-8 | Neutral: 1-2**

		RESULT
Dec. 1	vs. South Carolina (NR, 12)	L 63 84
Dec. 4	vs. Athens College	W 95 71
Dec. 11	at Georgia Tech	W 76 62
Dec. 13	vs. Mississippi State	W 85 75
Dec. 16	at Louisiana Tech	L 82 107
Dec. 18	vs. Xavier #	L 60 71
Dec. 29	at Furman ^	W 103 78
Dec. 30	vs. Clemson ^	L 67 77
Jan. 3	vs. Ole Miss	L 65 69
Jan. 8	vs. Florida	W 79 74
Jan. 10	vs. Georgia	W 99 93
Jan. 15	at LSU	W 77 73
Jan. 22	at Alabama	L 66 89
Jan. 24	at Georgia	L 72 79
Jan. 29	at Vanderbilt	L 77 85
Feb. 5	vs. Tennessee	L 67 76
Feb. 7	vs. Kentucky	L 72 78
Feb. 12	at Florida	W 103 100
Feb. 14	vs. LSU	W 85 77
Feb. 15	vs. Georgia Tech	W 91 77
Feb. 19	vs. Alabama	L 78 79
Feb. 21	at Mississippi State	L 60 62
Feb. 26	vs. Vanderbilt	L 87 93
Mar. 4	at Tennessee	L 70 80
Mar. 6	at Kentucky	L 67 102
Mar. 9	at Ole Miss	L 83 89

(Birmingham, Ala.)

^ Poinsettia Tournament (Greenville, S.C.)

1972-73
Record: 6-20, 4-14 SEC

COACH: Bill Lynn
CAPTAIN: Gary England
Home: 5-7 | Away: 1-12 | Neutral: 0-1

			RESULT	
Nov. 25	at Georgia Tech	L	83	90
Dec. 1	vs. South Alabama	L	64	68
Dec. 7	vs. Eastern Illinois	W	82	75
Dec. 15	at Southern Cal #	L	66	73
Dec. 16	vs. Western Kentucky #	L	72	87
Dec. 18	at Dayton	L	63	106
Dec. 19	at Xavier	L	60	67
Jan. 2	at Ole Miss	W	66	58
Jan. 6	at Florida	L	55	65
Jan. 8	at Georgia (OT)	L	72	84
Jan. 13	vs. LSU	L	60	79
Jan. 15	vs. Mississippi State	W	82	77
Jan. 20	vs. Alabama (NR, 11)	L	64	76
Jan. 22	vs. Georgia	L	64	68
Jan. 27	vs. Vanderbilt	W	81	77
Feb. 3	at Tennessee	L	74	82
Feb. 5	at Kentucky	L	57	88
Feb. 10	vs. Florida (OT)	L	74	76
Feb. 12	at LSU	L	74	76
Feb. 17	at Alabama (NR, 17)	L	75	87
Feb. 19	at Mississippi State	L	87	94
Feb. 24	at Vanderbilt	L	70	98
Feb. 26	vs. Georgia Tech	W	79	69
Mar. 3	vs. Kentucky	L	79	91
Mar. 5	vs. Tennessee	L	72	80
Mar. 8	vs. Ole Miss	W	77	73

Trojan Classic (Los Angeles, Calif.)

1973-74
10-16, 5-13 SEC

COACH: Bob Davis
CAPTAIN: Mike Christian
Home: 7-6 | Away: 2-9 | Neutral: 1-1

			RESULT	
Nov. 30	at Clemson #	L	72	87
Dec. 1	vs. Jacksonville # (NR, 17)	L	78	90
Dec. 4	vs. Western Carolina	W	95	85
Dec. 8	vs. Virginia Tech	W	76	74
Dec. 13	at Georgia Tech	W	88	86
Dec. 21	at UTEP ^	L	56	68
Dec. 22	vs. Lamar ^	W	88	78
Jan. 5	vs. Tennessee	L	77	89
Jan. 7	at Ole Miss	L	65	93
Jan. 12	at Kentucky	L	58	79
Jan. 14	vs. Florida	L	81	92
Jan. 19	at Vanderbilt (NR, 8)	L	51	96
Jan. 21	at Mississippi State	W	87	81
Jan. 26	vs. LSU	L	76	87
Jan. 28	at Georgia	L	82	85
Feb. 2	vs. Alabama (NR, 8)	L	64	73
Feb. 4	at Tennessee	L	80	88
Feb. 9	vs. Ole Miss	W	85	75
Feb. 11	vs. Kentucky (OT)	W	99	97
Feb. 16	at Florida	L	77	85
Feb. 18	vs. Vanderbilt (NR, 5)	L	79	89
Feb. 23	vs. Mississippi State	L	60	67
Feb. 25	at LSU	W	96	89
Feb. 27	vs. Georgia Tech	W	92	70
Mar. 2	vs. Georgia	W	97	84
Mar. 4	at Alabama (NR, 7)	L	84	97

IPTAY Tournament (Clemson, S.C.)
^ Sun Bowl Tournament (El Paso, Texas)

1974-75
Record: 18-8, 12-6 SEC

COACH: Bob Davis
CAPTAINS: Eddie Johnson, Gary Redding
Home: 12-0 | Away: 5-7 | Neutral: 1-1

			RESULT	
Dec. 2	vs. South Florida	W	77	52
Dec. 7	at Butler	W	74	71
Dec. 9	vs. Western Carolina	W	85	77
Dec. 14	at Virginia Tech	L	82	83
Dec. 27	vs. Clemson #	L	59	63
Dec. 28	vs. Navy #	W	73	69
Jan. 4	at Tennessee	L	81	96
Jan. 6	vs. Ole Miss	W	104	86
Jan. 11	vs. Kentucky (NR, 7)	W	90	85
Jan. 13	at Florida	W	84	68
Jan. 15	at Georgia Tech	W	87	75
Jan. 18	vs. Vanderbilt	W	93	89
Jan. 20	vs. Mississippi State	W	98	89
Jan. 25	at LSU (20, NR)	W	87	78
Jan. 27	vs. Georgia (14, NR)	W	65	64
Feb. 1	at Alabama (14, 9)	L	53	77
Feb. 3	vs. Tennessee (NR, 18)	W	62	59
Feb. 8	at Ole Miss	L	70	72
Feb. 10	at Kentucky (NR, 5)	L	76	119
Feb. 15	vs. Florida	W	76	75
Feb. 17	at Vanderbilt	L	78	85
Feb. 22	at Mississippi State	W	78	74
Feb. 24	vs. LSU	W	110	94
Mar. 1	at Georgia (OT)	L	90	93
Mar. 3	vs. VCU	W	117	72
Mar. 8	vs. Alabama (NR, 7)	W	76	70

Pillsbury's Best Tournament (Minneapolis, Minn.)

1975-76
Record: 16-10, 11-7 SEC

COACH: Bob Davis
CAPTAINS: Eddie Johnson, Gary Redding
Home: 9-2 | Away: 6-7 | Neutral: 1-1

			RESULT	
Dec. 1	vs. Butler	W	80	69
Dec. 3	at Western Carolina (17, NR)	W	88	76
Dec. 13	at South Florida (17, NR)	W	79	78
Dec. 19	vs. SMU # (17, NR) (OT)	L	85	87
Dec. 20	vs. Tulsa # (17, NR) #	W	92	74
Dec. 26	at Duke	L	74	85
Dec. 27	at NC State (NR, 9)	L	74	79
Jan. 3	at LSU	W	102	86
Jan. 5	at Ole Miss	W	72	66
Jan. 10	vs. Alabama (NR, 10)	L	62	63
Jan. 12	vs. Mississippi State	W	75	70
Jan. 17	at Georgia	W	94	70
Jan. 19	at Tennessee (NR, 9)	L	78	83
Jan. 24	vs. Vanderbilt	L	59	71
Jan. 26	vs. Kentucky (OT)	W	91	84
Jan. 31	at Florida	W	92	86
Feb. 7	at Alabama (NR, 17)	L	75	86
Feb. 9	at Mississippi State	L	74	75
Feb. 11	vs. Georgia Tech	W	72	51
Feb. 14	vs. Georgia	W	88	79
Feb. 16	vs. Tennessee (NR, 8) (OT)	W	73	72
Feb. 21	at Vanderbilt	L	72	80
Feb. 23	at Kentucky	L	82	93
Feb. 28	vs. Florida	W	89	80
Mar. 6	vs. LSU	W	90	80
Mar. 8	vs. Ole Miss	W	103	88

Sun Carnival Classic (El Paso, Texas)

1976-77
Record: 13-13, 6-12 SEC

COACH: Bob Davis
CAPTAINS: Eddie Johnson, Pepto Bolden
Home: 6-6 | Away: 5-6 | Neutral: 2-1

			RESULT	
Nov. 26	vs. Jacksonville #	W	92	67
Nov. 29	vs. Appalachian State	W	84	61
Dec. 1	vs. Richmond	W	86	63
Dec. 4	vs. Fairleigh Dickinson	W	86	59
Dec. 16	at VCU	W	109	59
Dec. 28	vs. Creighton ^ (20, NR)	L	76	81
Dec. 29	vs. Rutgers ^ (20, NR)	W	78	75
Jan. 3	vs. Alabama (20, 4)	L	71	74
Jan. 5	vs. Mississippi State	L	79	81
Jan. 8	at Tennessee	L	79	87
Jan. 10	at Georgia	W	95	71
Jan. 15	vs. Kentucky (NR, 2)	L	68	75
Jan. 17	vs. Vanderbilt	W	74	69
Jan. 22	vs. Florida	L	73	77
Jan. 29	at LSU	L	73	77
Jan. 31	at Ole Miss	W	72	65
Feb. 5	vs. Tennessee (NR, 11)	L	83	93
Feb. 7	vs. Georgia	W	83	74
Feb. 12	at Kentucky (NR, 3)	L	82	89
Feb. 14	at Vanderbilt (OT)	W	76	71
Feb. 19	at Florida	L	68	79
Feb. 21	at Jacksonville	W	80	66
Feb. 26	vs. LSU	L	76	86
Feb. 28	vs. Ole Miss	W	97	84
Mar. 5	at Alabama (NR, 12)	L	77	81
Mar. 7	at Mississippi State	L	75	89

(Birmingham, Ala.)
^ Louisville Holiday Classic (Louisville, Ky.)

1977-78
Record: 13-14, 8-10 SEC

COACH: Bob Davis
CAPTAINS: Mike Mitchell, Stan Pietkiewicz, Myles Patrick
Home: 8-5 | Away: 3-8 | Neutral: 2-1

			RESULT	
Dec. 1	vs. Houston	L	87	88
Dec. 3	vs. South Florida	W	71	54
Dec. 9	vs. Southern Illinois #	W	66	65
Dec. 10	vs. Oklahoma State #	W	112	94
Dec. 17	at Iona College	L	82	105
Dec. 29	vs. USC ^	L	74	85
Dec. 30	vs. Temple ^	L	73	74
Jan. 2	at Georgia	W	76	69
Jan. 4	at Tennessee	L	76	80
Jan. 7	vs. Vanderbilt	W	74	61
Jan. 9	vs. Kentucky (NR, 1)	L	77	101
Jan. 14	at Florida	W	81	72
Jan. 21	at Ole Miss	L	75	84
Jan. 23	at LSU	L	79	90
Jan. 28	vs. Alabama	L	74	81
Jan. 30	vs. Mississippi State	W	85	74
Feb. 1	at Georgia Tech	W	77	72
Feb. 4	at Vanderbilt	L	78	91
Feb. 6	at Kentucky (NR, 1)	L	81	104
Feb. 11	vs. Florida	W	92	84
Feb. 13	vs. Oral Roberts	W	82	78
Feb. 18	vs. Ole Miss	W	92	67
Feb. 20	vs. LSU (OT)	L	95	101
Feb. 25	at Alabama	L	86	89
Feb. 27	at Mississippi State (OT)	L	82	83
Mar. 4	vs. Georgia	W	81	80
Mar. 6	vs. Tennessee	W	107	94

Marshall Tournament (Huntington, W. Va.)
^ Sugar Bowl Tournament (New Orleans, La.)

WAREAGLE

2022-23 AUBURN MEN'S BASKETBALL

1978-79
Record: 13-16, 5-13 SEC

COACH: Sonny Smith
CAPTAINS: Bubba Price, Rich Valavicius
Home: 7-8 | Away: 3-8 | Neutral: 3-0

			RESULT		
Dec. 1	vs. Southwestern Louisiana #	W	83	82	
Dec. 4	vs. Florida State	L	70	71	
Dec. 9	vs. Iona	W	74	66	
Dec. 12	at Richmond	W	84	72	
Dec. 15	vs. Oklahoma #	W	78	70	
Dec. 16	at Navy #	W	63	57	
Dec. 21	vs. Georgia Tech ^	W	60	57	
Jan. 3	vs. Vanderbilt	L	55	57	
Jan. 6	vs. Florida	W	91	86	
Jan. 8	at Oral Roberts	L	62	63	
Jan. 11	at Georgia	W	84	77	
Jan. 13	at Ole Miss	L	62	77	
Jan. 15	at LSU (NR, 13)	L	82	94	
Jan. 20	vs. Alabama (NR, 18)	L	76	83	
Jan. 22	vs. Mississippi State	L	72	74	
Jan. 25	vs. Kentucky (OT)	L	83	86	
Jan. 27	at Vanderbilt (NR, 19)	L	59	66	
Jan. 29	at Kentucky	L	59	66	
Feb. 3	at Florida (OT)	W	93	92	
Feb. 7	at Tennessee	L	62	73	
Feb. 10	vs. Ole Miss (2OT)	W	56	54	
Feb. 12	vs. LSU (NR, 8)	L	68	78	
Feb. 17	at Alabama (NR, 20)	L	73	80	
Feb. 19	at Mississippi State	L	66	73	
Feb. 22	vs. Georgia	W	73	68	
Feb. 24	vs. Tennessee	L	55	60	
Feb. 28	vs. Vanderbilt %	W	59	53	
Mar. 1	vs. Georgia % (4OT)	W	95	91	
Mar. 2	vs. Tennessee % (NR, 20)	L	64	75	

Big Sun Tournament (St. Petersburg, Fla.)
^ (Birmingham, Ala.)
% SEC Tournament (Birmingham, Ala.)

1979-80
Record: 10-18, 5-13 SEC

COACH: Sonny Smith
CAPTAIN: Rich Valavicius
Home: 5-5 | Away: 2-9 | Neutral: 3-4

			RESULT		
Dec. 3	vs. Texas Wesleyan	W	90	51	
Dec. 5	vs. Ole Miss	W	76	73	
Dec. 7	vs. Arkansas State (OT) #	L	62	69	
Dec. 8	vs. George Washington #	L	60	71	
Dec. 12	at Tennessee	L	58	61	
Dec. 15	at South Florida	W	74	56	
Dec. 18	vs. Austin Peay ^	W	65	61	
Dec. 21	vs. Long Beach State %	W	74	69	
Dec. 22	vs. Southwestern Louisiana %	L	75	92	
Jan. 2	at Kentucky (NR, 2)	L	65	67	
Jan. 5	vs. Florida	W	82	62	
Jan. 9	at Vanderbilt	L	57	66	
Jan. 12	vs. Mississippi State	W	77	67	
Jan. 16	at LSU (NR, 14)	L	82	93	
Jan. 19	vs. Georgia	W	58	53	
Jan. 23	vs. Alabama (OT)	L	46	50	
Jan. 26	at Ole Miss	L	54	71	
Jan. 30	vs. Tennessee (NR, 3)	L	62	64	
Feb. 2	at Florida	L	60	70	
Feb. 4	at Florida State	L	69	73	
Feb. 6	vs. Vanderbilt	L	73	77	
Feb. 9	at Mississippi State	L	72	76	
Feb. 13	vs. LSU (NR, 5)	L	44	50	
Feb. 16	at Georgia (OT)	W	69	65	
Feb. 20	at Alabama	L	47	59	
Feb. 23	vs. Tennessee	L	63	72	
Feb. 27	vs. Georgia @	W	79	71	
Feb. 28	vs. Kentucky @ (NR, 2)	L	61	69	

Show-Me Classic (Columbia, Mo.)
^ (Birmingham, Ala.)
% Bayou Classic (Lafayette, La.)
@ SEC Tournament (Birmingham, Ala.)

1980-81
Record: 11-16, 4-14 SEC

COACH: Sonny Smith
CAPTAINS: Darrell Lockhart, Earl Banks
Home: 8-6 | Away: 2-8 | Neutral: 1-2

			RESULT		
Dec. 1	vs. Towson State	W	87	63	
Dec. 3	vs. Tennessee	W	75	65	
Dec. 6	vs. Armstrong State	W	79	70	
Dec. 8	vs. Tennessee Tech	W	77	62	
Dec. 13	vs. Eckerd College	W	106	66	
Dec. 17	vs. Florida State	W	78	74	
Dec. 20	at Austin Peay	W	52	51	
Dec. 29	vs. Air Force # (OT)	L	46	48	
Dec. 30	vs. Columbia #	W	63	55	
Jan. 3	at Ole Miss	L	45	46	
Jan. 7	vs. Kentucky (NR, 4)	L	66	79	
Jan. 10	at Florida	L	59	63	
Jan. 14	vs. Vanderbilt	L	81	97	
Jan. 17	at Mississippi State	L	61	69	
Jan. 21	vs. LSU (NR, 5)	L	64	74	
Jan. 24	at Georgia	L	63	67	
Jan. 28	at Alabama	L	73	83	
Jan. 31	vs. Ole Miss	L	58	61	
Feb. 4	at Kentucky (NR, 6)	L	74	102	
Feb. 7	vs. Florida	L	50	55	
Feb. 11	at Vanderbilt	W	69	55	
Feb. 14	vs. Mississippi State	W	66	55	
Feb. 18	at LSU (NR, 4)	L	47	58	
Feb. 21	vs. Georgia	L	65	76	
Feb. 25	vs. Alabama	W	56	54	
Feb. 28	at Tennessee (NR, 10)	L	63	75	
Mar. 4	vs. Florida ^ (OT)	L	48	50	

Blade Glass Classic (Toledo, Ohio)
^ SEC Tournament (Birmingham, Ala.)

1981-82
Record: 14-14, 7-11 SEC

COACH: Sonny Smith
CAPTAINS: Darrell Lockhart, Alvin Mumphord
Home: 11-2 | Away: 2-10 | Neutral: 1-2

			RESULT		
Nov. 30	vs. Mississippi College	W	88	54	
Dec. 2	vs. Stetson	W	60	59	
Dec. 5	vs. Austin Peay	W	67	56	
Dec. 7	at Tennessee Tech	W	88	61	
Dec. 12	at Tennessee	L	79	86	
Dec. 19	at Florida State	W	77	76	
Dec. 21	vs. Cal State-Chico	W	104	61	
Dec. 29	vs. William & Mary #	L	48	58	
Dec. 30	at Duke #	L	71	72	
Jan. 2	vs. Ole Miss	W	75	71	
Jan. 6	at Kentucky (NR, 3)	L	71	83	
Jan. 9	vs. Florida	W	80	60	
Jan. 13	at Vanderbilt	L	68	78	
Jan. 16	at Mississippi State	W	62	49	
Jan. 20	at LSU	L	68	69	
Jan. 23	vs. Georgia	W	82	74	
Jan. 27	vs. Alabama (NR, 13)	L	65	67	
Jan. 30	at Ole Miss	L	57	64	
Feb. 3	vs. Kentucky (NR, 9) (OT)	W	83	81	
Feb. 6	at Florida	L	66	69	
Feb. 10	vs. Vanderbilt	L	60	71	
Feb. 13	at Mississippi State	L	45	59	
Feb. 17	vs. LSU	W	82	72	
Feb. 20	at Georgia	L	56	57	
Feb. 24	at Alabama (NR, 17)	L	72	74	
Feb. 27	vs. Tennessee (NR, 19)	W	56	54	
Mar. 3	vs. Mississippi State ^ (OT)	W	38	36	
Mar. 4	vs. Kentucky ^ (NR, 15)	L	66	89	

Iron Duke Classic (Durham, N.C.)
^ SEC Tournament (Lexington, Ky.)

1982-83
Record: 15-13, 8-10 SE

COACH: Sonny Smith
CAPTAINS: Darrell Lockhart, Alvin Mumphord
Home: 10-3 | Away: 4-9 | Neutral: 1-1

			RESULT		
Nov. 26	at UAB	W	63	61	
Nov. 29	vs. Mercer	W	85	76	
Dec. 1	vs. Florida State	W	78	68	
Dec. 4	vs. Tennessee Tech	W	74	65	
Dec. 6	at Stetson	L	58	59	
Dec. 8	at Houston (NR, 9)	L	65	77	
Dec. 18	vs. Florida International	W	115	77	
Dec. 28	vs. Cal State Fullerton #	W	69	60	
Dec. 29	at Utah #	W	71	62	
Jan. 3	vs. Mississippi State	W	77	66	
Jan. 5	vs. Alabama (NR, 5)	W	91	80	
Jan. 8	at Florida	L	75	92	
Jan. 15	at Kentucky (NR, 6)	W	75	67	
Jan. 17	at Vanderbilt	L	62	64	
Jan. 22	vs. Georgia (20, NR)	W	66	64	
Jan. 24	vs. Tennessee	L	77	80	
Jan. 29	at LSU	W	64	62	
Jan. 31	at Ole Miss	L	48	61	
Feb. 5	vs. Florida	W	62	54	
Feb. 12	vs. Kentucky (NR, 13)	L	69	71	
Feb. 14	vs. Vanderbilt	W	72	71	
Feb. 19	at Georgia	L	60	67	
Feb. 22	at Tennessee	L	74	82	
Feb. 26	vs. LSU	L	61	87	
Mar. 1	vs. Ole Miss	W	82	59	
Mar. 3	at Mississippi State	L	53	69	
Mar. 6	at Alabama	L	78	86	
Mar. 10	vs. Alabama ^	L	61	62	

Utah Hilton Classic (Salt Lake City, Utah)
^ SEC Tournament (Birmingham, Ala.)

1983-84

Record: 20-11, 12-6 SEC

COACH: Sonny Smith

Home: 9-2 | Away: 7-5 | Neutral: 4-4

RESULT

Nov. 28	vs. Columbus College	W	58	54
Dec. 2	at UAB (OT)	L	62	69
Dec. 5	at Florida State	W	76	69
Dec. 8	vs. Youngstown State #	W	78	52
Dec. 9	at South Alabama #	L	73	95
Dec. 14	at Mercer	W	65	63
Dec. 19	vs. Eastern Kentucky	W	100	60
Dec. 22	at Mississippi State	W	73	55
Dec. 27	vs. Wake Forest ^ (NR, 10)	L	67	76
Dec. 28	vs. Villanova ^	W	95	83
Jan. 5	at Alabama	W	91	86
Jan. 7	vs. Florida	W	82	66
Jan. 13	vs. Kentucky (NR, 2)	W	82	63
Jan. 17	vs. Vanderbilt	L	71	73
Jan. 22	at Georgia	L	86	90
Jan. 24	at Tennessee	W	79	72
Jan. 27	vs. LSU (NR, 10)	W	80	78
Jan. 31	vs. Ole Miss (19, NR)	W	60	50
Feb. 5	at Florida (19, NR)	W	67	65
Feb. 11	at Kentucky (16, 6)	L	64	84
Feb. 13	at Vanderbilt	W	73	67
Feb. 18	vs. Georgia	W	81	63
Feb. 20	vs. Tennessee	L	54	57
Feb. 25	at LSU	L	80	81
Feb. 27	at Ole Miss	L	71	72
Mar. 1	vs. Mississippi State	W	68	53
Mar. 3	vs. Alabama	W	83	70
Mar. 8	vs. Vanderbilt %	W	59	58
Mar. 9	vs. Tennessee %	W	60	58
Mar. 10	vs. Kentucky % (NR, 3)	L	49	51
Mar. 15	vs. Richmond @	L	71	72

Colonial Classic (Mobile, Ala.)
 ^ Gator Bowl Tournament (Jacksonville, Fla.)
 % SEC Tournament (Nashville, Tenn.)
 @ NCAA First Round (Charlotte, N.C.)

1984 FINAL WIRE SERVICE POLL

UNITED PRESS INTERNATIONAL

1.	North Carolina	7.	Arkansas
2.	Georgetown	8.	Oklahoma
3.	Kentucky	9.	UTEP
4.	DePaul	10.	Maryland
5.	Houston	19.	Auburn

1984-85

Record: 22-12, 8-10 SE

COACH: Sonny Smith

Home: 10-4 | Away: 5-6 | Neutral: 7-2

SEC TOURNAMENT CHAMPIONS

RESULT

Nov. 24	vs. Stetson	W	92	50
Nov. 26	vs. Columbus College	W	91	56
Nov. 30	at UAB (NR, 13)	W	61	59
Dec. 3	vs. Armstrong State	W	80	47
Dec. 8	vs. Mercer	W	70	69
Dec. 12	vs. Radford	W	79	57
Dec. 21	vs. VCU #	L	59	78
Dec. 22	vs. Delaware #	W	95	63
Dec. 29	at West Virginia	W	59	58
Jan. 2	at Kentucky	L	61	68
Jan. 5	vs. Florida	W	80	74
Jan. 9	at Tennessee	L	74	86
Jan. 12	vs. Mississippi State	W	62	53
Jan. 16	vs. Alabama	L	55	60
Jan. 19	at Georgia	L	80	97
Jan. 24	vs. Ole Miss	W	93	73
Jan. 26	at LSU	L	62	80
Jan. 30	at Vanderbilt	W	86	80
Feb. 2	vs. Kentucky (OT)	L	47	49
Feb. 6	at Florida (OT)	W	81	78

Feb. 9	vs. Tennessee	W	75	60
Feb. 13	at Mississippi State	L	65	82
Feb. 16	at Alabama (2OT)	L	72	74
Feb. 21	vs. Georgia	L	84	86
Feb. 23	at Ole Miss	W	69	57
Feb. 27	vs. LSU	L	73	78
Mar. 2	vs. Vanderbilt	W	84	58
Mar. 6	vs. Ole Miss ^	W	68	60
Mar. 7	vs. LSU ^	W	58	55
Mar. 8	vs. Florida ^	W	43	42
Mar. 9	vs. Alabama (OT) ^	W	53	49
Mar. 14	vs. Purdue %	W	59	58
Mar. 16	vs. Kansas % (NR, 13)	W	66	64
Mar. 22	vs. North Carolina @ (NR, 7)	L	56	62

Krystal Classic (Chattanooga, Tenn.)
 ^ SEC Tournament (Birmingham, Ala.)
 % NCAA First/Second Rounds (South Bend, Ind.)
 @ NCAA Sweet 16 (Birmingham, Ala.)

1985 FINAL RANKINGS

USA TODAY/THE SPORTING NEWS

1.	Villanova	1.	North Carolina
2.	Georgetown	2.	Georgetown
3.	St. John's	3.	Kentucky
4.	Georgia Tech	4.	Houston
5.	Memphis State	5.	Maryland
6.	Oklahoma	6.	DePaul
7.	North Carolina	7.	Illinois
8.	Louisiana Tech	8.	Fresno State
9.	Michigan	9.	UTEP
10.	NC State	10.	Tulsa
14.	Auburn	16.	Auburn

(Sporting News Poll released prior to the NCAA Tournament)

1985-86

Record: 22-11, 13-5 SEC

COACH: Sonny Smith

Home: 9-1 | Away: 6-6 | Neutral: 7-4

RESULT

Nov. 22	vs. West Virginia # (10, NR)	L	58	75
Nov. 26	vs. Birmingham Southern (10, NR)	W	61	51
Dec. 3	vs. West Virginia (19, NR)	W	84	59
Dec. 6	vs. Kentucky Wesleyan ^ (19, NR)	W	80	71
Dec. 7	at Western Kentucky ^ (19, NR)	L	58	71
Dec. 10	at UAB (NR, 16)	L	56	62
Dec. 14	vs. Stetson %	W	77	54
Dec. 17	at Southwestern Louisiana (OT) 66	L	64	66
Dec. 22	vs. Central Florida @	W	78	49
Dec. 23	vs. Boston College @	W	89	85
Jan. 4	at Florida	L	59	62
Jan. 6	vs. Kentucky (NR, 12)	W	60	56
Jan. 8	vs. Tennessee	W	59	45
Jan. 11	at Mississippi State	W	72	56
Jan. 16	at Alabama	L	56	60
Jan. 18	vs. Georgia	W	84	69
Jan. 22	at Ole Miss	W	73	61
Jan. 29	vs. Vanderbilt	W	97	70
Jan. 31	at Kentucky (NR, 8)	L	71	81
Feb. 4	vs. LSU	L	61	63
Feb. 6	vs. Florida	W	67	65
Feb. 8	at Tennessee	L	79	80
Feb. 12	vs. Mississippi State	W	69	64
Feb. 15	vs. Alabama (NR, 18)	W	71	69
Feb. 19	at Georgia (OT)	W	87	86
Feb. 22	vs. Ole Miss	W	75	73
Feb. 26	at LSU	W	92	86
Mar. 1	at Vanderbilt	W	79	65
Mar. 6	vs. Mississippi State !	L	63	65
Mar. 14	vs. Arizona \$	W	73	63
Mar. 16	vs. St. John's \$ (NR, 4)	W	81	65
Mar. 20	vs. UNLV & (NR, 11)	W	70	63
Mar. 22	vs. Louisville & (NR, 7)	L	76	84

Big Apple NIT (Hartford, Conn.)
 ^ Wendy's Classic (Bowling Green, Ky.)

% (Daytona Beach, Fla.)
 @ Red Lobster Classic (Orlando, Fla.)
 ! SEC Tournament (Lexington, Ky.)
 \$ NCAA First/Second Rounds (Long Beach, Calif.)
 & NCAA Sweet 16/Elite Eight (Houston, Texas)

1986 FINAL RANKINGS

BASKETBALL WEEKLY/USA TODAY

1.	Louisville	1.	Louisville
2.	Duke	2.	Duke
3.	Kansas	3.	Kansas
4.	LSU	4.	Kentucky
5.	Kentucky	5.	LSU
6.	North Carolina	6.	Georgia Tech
7.	Georgia Tech	7.	North Carolina
8.	Navy	8.	Navy
9.	Auburn	9.	Auburn
10.	St. John's	10.	St. John's

1986-87

Record: 18-13, 9-9 SEC

COACH: Sonny Smith

Home: 11-3 | Away: 4-8 | Neutral: 3-2

RESULT

Nov. 28	at UAB (12, NR)	W	68	58
Dec. 1	vs. Armstrong State (12, NR)	W	94	54
Dec. 11	vs. Austin Peay (7, NR)	W	115	93
Dec. 13	vs. Southwestern La. (7, NR)	W	107	91
Dec. 15	at Eastern Kentucky (7, NR)	W	97	82
Dec. 18	vs. Augusta College (6, NR)	W	89	66
Dec. 28	vs. Iowa State # (5, NR)	W	89	87
Dec. 29	at UTEP # (5, NR)	L	82	87
Jan. 3	vs. Kentucky (5, 11)	L	60	63
Jan. 7	vs. Georgia (OT) (13, NR)	W	62	58
Jan. 10	at Mississippi State (13, NR)	W	66	52
Jan. 14	vs. Tennessee (10, NR)	W	66	56
Jan. 17	at Vanderbilt (10, NR)	L	75	91
Jan. 22	at Alabama (17, 13)	L	82	88
Jan. 24	vs. Ole Miss (17, NR)	W	85	61
Jan. 28	at LSU (18, NR)	L	73	75
Jan. 31	vs. Florida (18, 19)	W	81	68
Feb. 1	vs. UNLV (18, 3)	L	85	104
Feb. 4	at Kentucky (20, NR)	L	71	75
Feb. 7	at Georgia (20, NR)	L	71	75
Feb. 9	at Florida	W	84	70
Feb. 12	vs. Mississippi State	W	59	45
Feb. 14	at Tennessee	L	84	103
Feb. 21	vs. Alabama (NR, 12)	L	75	77
Feb. 23	vs. Vanderbilt	W	91	83
Feb. 25	at Ole Miss	L	67	73
Mar. 1	vs. LSU	W	100	62
Mar. 6	vs. Kentucky ^	W	79	72
Mar. 7	vs. Alabama ^ (NR, 9)	L	68	87
Mar. 12	vs. San Diego %	W	62	61
Mar. 14	vs. Indiana % (NR, 3)	L	90	107

Sun Bowl Classic (El Paso, Texas)
 ^ SEC Tournament (Atlanta, Ga.)
 % NCAA First/Second Rounds (Indianapolis, Ind.)

1987-88
Record: 19-11, 11-7 SEC

COACH: Sonny Smith
Home: 10-3 | Away: 5-6 | Neutral: 4-2

		RESULT
Nov. 27	vs. South Alabama #	W 120 67
Dec. 5	vs. VCU	W 93 80
Dec. 7	vs. UT-Martin	W 99 77
Dec. 11	vs. San Jose State ^	W 70 65
Dec. 12	at Illinois (OT) ^	L 103 107
Dec. 14	vs. Grambling	W 98 59
Dec. 16	vs. Mercer	W 80 48
Dec. 29	vs. Villanova %	W 65 64
Dec. 30	vs. Georgia Tech %	L 72 83
Jan. 6	vs. Florida	W 72 67
Jan. 9	at Kentucky (NR, 1)	W 53 52
Jan. 13	at Georgia (19, NR)	L 68 87
Jan. 16	vs. Mississippi State (19, NR)	W 65 57
Jan. 20	at Tennessee	L 64 75
Jan. 23	vs. Vanderbilt	L 71 75
Jan. 27	vs. Alabama	W 84 74
Jan. 30	at Ole Miss	L 66 69
Feb. 3	vs. LSU	L 69 78
Feb. 6	at Florida (NR, 10)	W 58 57
Feb. 10	vs. Kentucky	L 62 69
Feb. 13	vs. Georgia	W 64 57
Feb. 17	at Mississippi State	W 77 61
Feb. 20	vs. Tennessee	W 73 68
Feb. 24	at Vanderbilt (NR, 17)	W 81 68
Feb. 27	at Alabama	L 77 82
Mar. 2	vs. Ole Miss	W 92 76
Mar. 5	at LSU	W 89 80
Mar. 11	vs. Georgia @	L 60 65
Mar. 17	vs. Bradley ! (NR, 11)	W 90 86
Mar. 19	vs. Oklahoma ! (NR, 8)	L 87 107

(Birmingham, Ala.)
^ Illini Classic (Champaign, Ill.)
% Cotton States Classic (Atlanta, Ga.)
@ SEC Tournament (Baton Rouge, La.)
! NCAA First/Second Rounds (Atlanta, Ga.)

1988-89
Record: 9-19, 2-16 SEC

COACH: Sonny Smith
Home: 7-7 | Away: 1-10 | Neutral: 1-2

		RESULT
Nov. 26	vs. Mount St. Mary's	W 89 83
Nov. 29	vs. Georgia State	W 74 70
Dec. 3	vs. Mercer	W 87 66
Dec. 10	vs. Texas Southern	W 109 81
Dec. 14	at Vanderbilt	L 77 93
Dec. 17	vs. Jackson State	W 74 51
Dec. 20	at VCU	W 85 79
Dec. 28	vs. Villanova #	L 83 84
Dec. 29	vs. Central Florida #	W 95 68
Jan. 4	vs. Tennessee (NR, 19)	L 73 84
Jan. 7	at LSU	L 77 104
Jan. 11	at Mississippi State	L 56 69
Jan. 14	vs. Florida	L 75 79
Jan. 18	vs. Ole Miss	L 64 65
Jan. 25	at Kentucky	L 76 86
Jan. 28	vs. Alabama	L 64 67
Feb. 2	vs. Georgia	L 62 75
Feb. 4	at Tennessee	L 72 89
Feb. 8	vs. LSU (NR, 19)	L 91 104
Feb. 11	vs. Mississippi State	W 70 68
Feb. 15	at Florida	L 79 90
Feb. 18	at Ole Miss	L 77 80
Feb. 20	vs. Kentucky	W 77 75
Feb. 22	vs. Vanderbilt	L 62 77
Feb. 25	at UAB	L 76 105
Mar. 2	at Alabama	L 58 74
Mar. 4	at Georgia	L 76 80
Mar. 9	vs. Ole Miss ^	L 68 80

Red Lobster Classic (Orlando, Fla.)
^ SEC Tournament (Knoxville, Tenn.)

1989-90
Record: 13-18, 8-10 SEC

COACH: Tommy Joe Eagles
CAPTAINS: Derrick Dennison, Zane Arnold
Home: 7-4 | Away: 3-9 | Neutral: 3-5

		RESULT
Nov. 24	Michigan State #	L 79 92
Nov. 25	Connecticut #	L 81 95
Nov. 26	Alaska-Anchorage #	L 94 109
Dec. 1	UAB	L 65 75
Dec. 3	Florida State	L 78 82
Dec. 9	Duquesne ^	W 79 74
Dec. 11	Alabama State	W 98 79
Dec. 21	Tennessee Tech %	L 70 72
Dec. 28	Navy @	W 75 61
Dec. 29	Southern Miss @	L 73 84
Jan. 3	Tennessee	L 70 72
Jan. 6	LSU (NR, 17)	L 70 77
Jan. 10	Mississippi State	W 93 71
Jan. 13	Florida	L 62 84
Jan. 17	Ole Miss	L 72 80
Jan. 20	Vanderbilt	W 82 79
Jan. 24	Kentucky	W 74 70
Jan. 27	Alabama (NR, 24)	L 59 78
Jan. 31	Georgia	L 75 88
Feb. 3	Tennessee	W 89 83
Feb. 5	Georgia State	W 79 66
Feb. 7	LSU (NR, 11)	L 71 82
Feb. 10	Mississippi State	W 77 74
Feb. 14	Florida	W 75 55
Feb. 17	Ole Miss	W 95 84
Feb. 20	Vanderbilt	W 87 74
Feb. 24	Kentucky	L 95 98
Feb. 28	Alabama	L 65 80
Mar. 3	Georgia	L 79 94
Mar. 9	LSU ! (NR, 16)	W 78 76
Mar. 10	Alabama !	L 71 87

Great Alaska Shootout (Anchorage, Alaska)
^ (Birmingham, Ala.)
% (Huntsville, Ala.)
@ Blue Angels Classic (Pensacola, Fla.)
! SEC Tournament (Orlando, Fla.)

1990-91
Record: 13-16, 5-13 SEC

COACH: Tommy Joe Eagles
CAPTAINS: John Caylor, Zane Arnold
Home: 7-7 | Away: 4-7 | Neutral: 2-2

		RESULT
Nov. 24	vs. Texas Southern	W 85 77
Nov. 26	vs. Georgia State	W 83 65
Nov. 30	at UAB	L 65 71
Dec. 8	vs. Ohio	W 75 65
Dec. 13	at Duquesne	W 75 71
Dec. 15	vs. Florida State	W 99 96
Dec. 17	vs. Texas A&M	W 95 71
Dec. 27	vs. Villanova #	L 71 88
Dec. 28	at Tulane #	W 84 71
Jan. 3	vs. Alabama	L 56 68
Jan. 5	at Florida	L 82 84
Jan. 9	at Ole Miss	W 62 60
Jan. 12	vs. LSU	L 84 96
Jan. 16	vs. Vanderbilt	L 59 80
Jan. 19	at Tennessee	W 67 63
Jan. 23	at Georgia (2OT)	W 59 58
Jan. 26	vs. Mississippi State	L 64 84
Jan. 29	vs. Kentucky (NR, 10)	L 81 89
Feb. 2	at Alabama	L 80 88
Feb. 6	vs. Florida (OT)	L 84 87
Feb. 9	vs. Ole Miss	W 72 69
Feb. 13	at LSU (NR, 20)	L 61 98
Feb. 16	at Vanderbilt	L 70 90
Feb. 19	vs. Tennessee	W 74 65
Feb. 23	vs. Georgia	L 77 86
Feb. 27	at Mississippi State (NR, 23)	L 76 94

Mar. 2	at Kentucky (NR, 13)	L 93 114
Mar. 8	vs. LSU ^ (NR, 16)	W 92 77
Mar. 9	vs. Alabama ^ (NR, 24)	L 59 77

USF&G Sugar Bowl Tournament (New Orleans, La.)
^ SEC Tournament (Nashville, Tenn.)

1991-92
Record: 12-15, 5-11 SEC

COACH: Tommy Joe Eagles
CAPTAINS: Chris Brandt, Champ Wrencher
Home: 8-4 | Away: 2-9 | Neutral: 2-2

		RESULT
Nov. 25	vs. SIU-Edwardsville	W 109 86
Nov. 29	vs. UAB #	L 74 88
Dec. 4	at Texas A&M	W 86 83
Dec. 11	vs. Troy State	W 141 116
Dec. 14	vs. Southern Miss	W 93 78
Dec. 17	at UNLV	L 82 85
Dec. 20	vs. Slippery Rock ^	W 93 66
Dec. 21	vs. South Alabama ^	L 87 107
Dec. 28	vs. Eastern Kentucky %	W 104 92
Dec. 29	vs. Chattanooga %	L 75 87
Jan. 4	at Arkansas (NR, 16)	L 92 110
Jan. 8	vs. LSU	L 70 87
Jan. 13	at Ole Miss	W 96 83
Jan. 18	vs. Alabama (NR, 9)	W 81 63
Jan. 22	vs. South Carolina	W 85 68
Jan. 25	at Tennessee	L 74 82
Jan. 29	vs. Mississippi State	L 72 75
Feb. 1	vs. Georgia	W 89 84
Feb. 4	at Vanderbilt	L 83 89
Feb. 8	vs. Kentucky (NR, 19)	L 67 85
Feb. 12	vs. James Madison	W 87 71
Feb. 19	at Florida	L 81 92
Feb. 22	at LSU	L 82 99
Feb. 26	vs. Arkansas (NR, 9)	L 74 82
Feb. 29	vs. Ole Miss	W 110 84
Mar. 4	at Mississippi State	L 70 77
Mar. 7	at Alabama (NR, 20)	L 80 82

(Birmingham-Jefferson Civic Center)
^ Blue Angels Classic (Pensacola, Fla.)
% Dr. Pepper Classic (Chattanooga, Tenn.)

1992-93
Record: 15-12, 8-8 SEC

COACH: Tommy Joe Eagles
CAPTAIN: Reggie Gallon
Home: 9-3 | Away: 5-7 | Neutral: 1-2

		RESULT
Dec. 1	vs. Louisiana College	W 98 60
Dec. 5	at James Madison	L 80 89
Dec. 15	vs. Lincoln Memorial	W 77 51
Dec. 18	vs. Louisiana Tech #	W 65 45
Dec. 19	vs. UNC Wilmington #	L 80 91
Dec. 21	vs. Centenary	W 86 61
Dec. 28	vs. Old Dominion	W 96 85
Jan. 3	at Mississippi State	L 71 77
Jan. 6	vs. Florida	L 73 76
Jan. 9	at LSU	L 81 87
Jan. 16	at South Carolina	W 83 81
Jan. 20	vs. Tennessee	W 88 75
Jan. 23	at Arkansas (NR, 8)	W 100 89
Jan. 27	at Alabama	L 78 81
Jan. 30	vs. Vanderbilt (NR, 15)	L 70 73
Feb. 3	at Ole Miss	W 85 74
Feb. 6	at Georgia	L 69 96
Feb. 9	at UAB	W 86 74
Feb. 13	vs. LSU	L 73 75
Feb. 17	vs. Mississippi State	W 83 77
Feb. 22	at Southern Miss	W 81 75
Feb. 24	vs. Ole Miss	W 83 73
Feb. 27	at Kentucky (NR, 2)	L 78 80
Mar. 3	vs. Alabama	W 78 70
Mar. 6	vs. Arkansas	W 81 80

Mar. 11	vs. Tennessee ^	L	76	78
Mar. 18	at Clemson %	L	72	84

USAir East Coast Classic (Wilmington, N.C.)

^ SEC Tournament (Lexington, Ky.)

% NIT First Round (Clemson, S.C.)

1993-94
Record: 11-17, 3-13 SEC

COACH: Tommy Joe Eagles

CAPTAINS: Wesley Person, Aaron Swinson

Home: 7-8 | Away: 2-7 | Neutral: 2-2

RESULT

Nov. 28	vs. UNC Wilmington	W	94	75
Nov. 30	vs. Nicholls State	L	76	79
Dec. 7	vs. Ball State	W	92	87
Dec. 9	vs. Troy State	W	113	86
Dec. 16	vs. UAB	L	65	69
Dec. 18	at Old Dominion	W	101	87
Dec. 28	vs. Michigan # (NR, 7)	L	81	102
Dec. 30	vs. Fordham #	W	81	60
Jan. 5	vs. Georgia (OT)	L	80	83
Jan. 8	at LSU	L	72	83
Jan. 12	vs. Mississippi State (OT)	L	86	91
Jan. 15	vs. Arkansas (NR, 3)	L	105	117
Jan. 19	at Ole Miss (2OT)	L	85	88
Jan. 22	at Tennessee	L	85	92
Jan. 25	vs. Alabama	L	69	74
Jan. 30	vs. Kentucky (NR, 7)	L	74	91
Feb. 2	at Florida (NR, 24)	L	67	68
Feb. 5	vs. Florida Atlantic	W	91	78
Feb. 9	at Vanderbilt	L	60	84
Feb. 12	vs. LSU	W	111	83
Feb. 16	vs. South Carolina	W	88	70
Feb. 19	at Mississippi State	W	76	65
Feb. 22	vs. Southern Miss	W	89	73
Feb. 26	at Arkansas (NR, 1)	L	81	91
Mar. 2	vs. Ole Miss	L	62	68
Mar. 5	at Alabama	L	68	83
Mar. 10	vs. Vanderbilt ^	W	81	56
Mar. 11	vs. Alabama ^	L	55	83

Bank One Fiesta Bowl Basketball Classic (Tucson, Ariz.)

^ SEC Tournament (Memphis, Tenn.)

1994-95
Record: 16-13, 7-9 SEC

COACH: Cliff Ellis

CAPTAINS: Wes Flanigan, Moochie Norris, Lance Weems

Home: 9-4 | Away: 4-6 | Neutral: 3-3

RESULT

Nov. 26	vs. Lynn	W	78	70
Nov. 30	at UAB	W	60	54
Dec. 2	vs. Georgia Southern #	W	77	45
Dec. 3	at Ball State #	L	74	82
Dec. 12	vs. West Florida	W	96	59
Dec. 14	vs. Troy State	W	95	71
Dec. 17	vs. Alabama State	W	102	62
Dec. 29	at Florida A&M ^	W	83	70
Dec. 30	vs. Kansas State ^	L	75	78
Jan. 4	at Kentucky (NR, 6)	L	64	98
Jan. 8	vs. Ole Miss	W	88	74
Jan. 11	vs. LSU	L	73	76
Jan. 14	vs. Arkansas (NR, 4)	W	104	90
Jan. 18	vs. Tennessee	W	61	57
Jan. 21	at Georgia	L	77	83
Jan. 25	vs. Florida (NR, 23)	W	77	71
Feb. 1	at Alabama (NR, 20)	L	63	65
Feb. 4	at Ole Miss	L	75	77
Feb. 8	vs. Vanderbilt	L	59	77
Feb. 11	at Mississippi State (NR, 21)	W	70	69
Feb. 15	at South Carolina	W	80	78
Feb. 18	vs. Alabama (NR, 18)	L	73	86
Feb. 22	at Southern Miss	W	81	79

Feb. 25	at LSU	L	78	89
Mar. 1	vs. Mississippi State (NR, 14)	W	76	69
Mar. 4	at Arkansas (NR, 7)	L	66	68
Mar. 9	vs. South Carolina %	W	81	66
Mar. 10	vs. Kentucky % (NR, 3)	L	81	93
Mar. 15	vs. Marquette @	L	61	68

Cardinal Varsity Club Classic (Muncie, Ind.)

^ Capital City Classic (Tallahassee, Fla.)

% SEC Tournament (Atlanta, Ga.)

@ NIT First Round (Auburn, Ala.)

1995-96
Record: 19-13, 6-10 SEC

COACH: Cliff Ellis

CAPTAINS: Ray Donald, Wes Flanigan, Lance Weems

Home: 9-5 | Away: 2-7 | Neutral: 8-1

RESULT

Nov. 24	vs. La Salle #	W	70	60
Nov. 25	vs. James Madison #	W	82	71
Nov. 26	vs. Louisville # (NR, 13)	W	82	78
Nov. 30	vs. Jacksonville State	W	91	74
Dec. 3	vs. UAB	L	54	66
Dec. 8	vs. Liberty ^	W	63	58
Dec. 9	at Baylor ^	W	83	64
Dec. 12	at South Alabama	W	59	50
Dec. 15	vs. Northeast Louisiana	W	80	71
Dec. 17	vs. Coastal Carolina	W	82	66
Dec. 19	vs. Wofford	W	73	56
Dec. 29	vs. Norfolk State %	W	92	56
Dec. 30	at Florida A&M %	W	84	54
Jan. 3	at Tennessee	L	62	66
Jan. 6	vs. Arkansas	W	101	76
Jan. 10	at Alabama	L	65	72
Jan. 13	vs. Georgia (NR, 17)	W	89	86
Jan. 21	vs. LSU (23, NR)	L	95	87
Jan. 24	at Ole Miss (21, NR)	L	69	82
Jan. 31	at Vanderbilt (22, NR)	W	62	76
Feb. 4	vs. Miss. State (22, NR) (OT)	L	75	78
Feb. 7	vs. South Carolina (22, NR)	W	84	73
Feb. 10	at Florida (22, NR)	W	73	70
Feb. 14	vs. Alabama	L	72	75
Feb. 17	at Arkansas	L	77	87
Feb. 21	vs. Ole Miss	W	69	62
Feb. 24	at LSU	L	67	93
Feb. 27	vs. Kentucky (NR, 1)	L	73	88
Mar. 2	at Mississippi State	L	51	67
Mar. 7	vs. Vanderbilt @	W	68	65
Mar. 8	vs. Miss. State @ (NR, 25)	L	58	69
Mar. 13	vs. Tulane ! (OT)	L	73	87

Puerto Rico Shootout (Bayamon, Puerto Rico)

^ Dr. Pepper Invitational (Waco, Texas)

% Capital City Classic (Tallahassee, Fla.)

@ SEC Tournament (New Orleans, La.)

! NIT First Round (Auburn, Ala.)

1996-97
16-15, 6-10 SEC

COACH: Cliff Ellis

CAPTAINS: Wes Flanigan, Pat Burke

Home: 11-3 | Away: 3-8 | Neutral: 2-3

RESULT

Nov. 22	at UAB	L	57	64
Nov. 25	vs. Arkansas-Pine Bluff	W	89	56
Nov. 29	vs. Colorado # (OT)	L	72	78
Nov. 30	at Hawai'i-Hilo # (OT)	W	98	92
Dec. 1	vs. TCU #	L	66	86
Dec. 5	vs. Arkansas-Little Rock	W	75	63
Dec. 7	vs. Georgia State	W	66	48
Dec. 14	vs. Baylor	L	63	68
Dec. 15	vs. Western Carolina	W	80	55
Dec. 18	vs. South Alabama	W	60	51
Dec. 21	vs. Murray State ^	W	86	72
Dec. 28	at Florida A&M	W	95	57

Dec. 30	vs. Winthrop	W	80	55
Jan. 4	at South Carolina	L	56	66
Jan. 8	vs. Arkansas	L	55	66
Jan. 11	vs. Florida	W	79	65
Jan. 15	vs. Tennessee	W	43	35
Jan. 18	at Kentucky (NR, 4)	L	53	77
Jan. 22	at LSU	L	59	75
Jan. 25	at Georgia	L	48	53
Jan. 28	vs. Alabama	W	72	62
Feb. 1	at Ole Miss	L	46	57
Feb. 5	vs. Mississippi State	W	81	68
Feb. 8	vs. LSU	W	76	72
Feb. 11	at Arkansas	L	42	75
Feb. 15	vs. Vanderbilt	L	61	75
Feb. 22	at Alabama	L	50	55
Feb. 26	at Mississippi State	W	68	64
Mar. 1	vs. Ole Miss	L	63	71
Mar. 6	vs. Tennessee %	W	67	54
Mar. 7	vs. Kentucky % (NR, 6)	L	50	92

Big Island Invitational (Hilo, Hawai'i)

^ Mulligan Holiday Hoopfest (Birmingham, Ala.)

% SEC Tournament (Memphis, Tenn.)

1997-98
Record: 16-14, 7-9 SEC

COACH: Cliff Ellis

CAPTAINS: Franklin Williams, Doc Robinson

Home: 12-3 | Away: 2-7 | Neutral: 1-4

RESULT

Nov. 11	vs. Temple # (NR, 24)	L	42	68
Nov. 14	at UCF	W	70	63
Nov. 17	vs. Nicholls State	W	96	75
Nov. 21	vs. Southern Miss	W	83	70
Nov. 25	vs. Wofford	W	68	51
Dec. 6	vs. Florida A&M	W	79	69
Dec. 12	vs. Pepperdine ^	L	55	62
Dec. 13	vs. Weber State ^	W	63	58
Dec. 16	vs. Jacksonville State	W	89	61
Dec. 20	vs. UAB %	L	65	71
Dec. 30	vs. Navy	W	70	54
Jan. 3	vs. Georgia	W	73	62
Jan. 7	at Tennessee	W	74	69
Jan. 14	at LSU	L	54	59
Jan. 18	vs. Alabama	W	94	40
Jan. 21	vs. Arkansas (NR, 18)	L	65	79
Jan. 24	vs. South Carolina (NR, 14)	L	56	61
Jan. 28	at Mississippi State	W	69	66
Jan. 31	vs. Ole Miss (NR, 12)	W	68	67
Feb. 4	at Alabama	L	62	76
Feb. 7	vs. Mississippi State (OT)	W	68	66
Feb. 11	at Florida	L	64	81
Feb. 14	vs. LSU	W	66	44
Feb. 18	at Vanderbilt	L	66	82
Feb. 21	at Arkansas	L	83	107
Feb. 25	vs. Kentucky (NR, 7)	L	58	83
Feb. 28	at Ole Miss (NR, 13)	L	67	74
Mar. 5	vs. Florida @	L	64	68
Mar. 11	vs. Southern Miss !	W	77	62
Mar. 16	at Marquette \$ (OT)	L	60	75

NABC Classic (Albuquerque, N.M.)

^ Cougar Classic (Provo, Utah)

% Holiday Hardwood Classic (BJCC/Birmingham, Ala.)

@ SEC Tournament (Atlanta, Ga.)

! NIT First Round (Auburn, Ala.)

\$ NIT Second Round (Milwaukee, Wis.)

1998-99
 Record: 29-4, 14-2 SEC

 COACH: Cliff Ellis
 CAPTAINS: Bryant Smith, Doc Robinson
 Home: 15-0 | Away: 8-2 | Neutral: 6-2

SEC CHAMPIONS

		RESULT
Nov. 13	vs. Southeastern Louisiana	W 114 60
Nov. 16	vs. Florida A&M	W 94 47
Nov. 19	vs. Central Florida	W 77 42
Nov. 23	vs. BYU	W 62 43
Nov. 27	vs. Rutgers #	W 70 55
Nov. 29	at Hawaii #	W 84 57
Dec. 3	vs. UNC Asheville	W 91 60
Dec. 6	at Florida State	W 80 68
Dec. 12	vs. UAB ^ (24, NR)	W 77 64
Dec. 15	vs. Wofford (18, NR)	W 79 51
Dec. 19	at Navy (18, NR)	W 88 70
Dec. 29	vs. Bethune-Cookman (15, NR)	W 99 46
Jan. 2	vs. Tennessee (15, NR)	W 90 62
Jan. 6	vs. Arkansas (14, 18)	W 83 66
Jan. 9	at LSU (14, NR)	W 73 70
Jan. 13	at Ole Miss (8, NR)	W 74 59
Jan. 16	vs. Florida (8, NR)	W 88 69
Jan. 20	at Kentucky (6, 7)	L 62 72
Jan. 23	at Alabama (6, NR)	W 73 58
Jan. 27	vs. Mississippi State (7, NR)	W 64 54
Jan. 30	at Georgia (7, NR)	W 85 74
Feb. 3	at South Carolina (6, NR)	W 76 48
Feb. 6	vs. LSU (6, NR)	W 80 54
Feb. 9	vs. Ole Miss (3, NR)	W 95 66
Feb. 13	vs. Alabama (3, NR)	W 102 61
Feb. 17	vs. Vanderbilt (3, NR)	W 81 63
Feb. 24	at Arkansas (2, NR)	L 88 104
Feb. 27	at Mississippi State (2, NR)	W 76 73
Mar. 5	vs. Alabama % (4, NR)	W 93 61
Mar. 6	vs. Kentucky % (4, 14)	L 57 69
Mar. 11	vs. Winthrop @ (4, NR)	W 80 41
Mar. 13	vs. Oklahoma State @ (4, NR)	W 81 74
Mar. 18	vs. Ohio State ! (4, 14)	L 64 72

 # United Airlines Tip-Off Classic (Honolulu, Hawai'i)
 ^ Arby's Hardwood Classic (BJCC/Birmingham, Ala.)
 % SEC Tournament (Atlanta, Ga.)
 @ NCAA First/Second Rounds (Indianapolis, Ind.)
 ! NCAA Sweet 16 (Knoxville, Tenn.)

1999 FINAL RANKINGS
 ASSOCIATED PRESS & USA TODAY/ESPN

1. Duke	1. Connecticut
2. Michigan State	2. Duke
3. Connecticut	3. Michigan State
4. Auburn	4. Ohio State
5. Maryland	5. Kentucky
6. Utah	5. St. John's
7. Stanford	7. Auburn
8. Kentucky	8. Maryland
9. St. John's	9. Stanford
10. Miami, Fla.	10. Utah

1999-2000
 Record: 24-10, 9-7 SEC

 COACH: Cliff Ellis
 CAPTAINS: Doc Robinson, Chris Porter
 Home: 14-1 | Away: 2-6 | Neutral: 8-3

RESULT

Nov. 19	vs. UAB (3, NR)	W 65 59
Nov. 21	vs. Arkansas-Pine Bluff (3, NR)	W 100 44
Nov. 27	vs. Stanford # (2, 7)	L 58 67
Dec. 1	vs. Belmont (5, NR)	W 65 56
Dec. 5	vs. Florida State (5, NR)	W 55 54
Dec. 11	vs. Pennsylvania ^ (8, NR)	W 77 70
Dec. 13	vs. Coppin State (6, NR)	W 63 35
Dec. 16	vs. Bradley % (6, NR)	W 78 64
Dec. 20	at Puerto Rico-Mayaguez @ (6, NR)	W 109 52
Dec. 21	vs. Virginia Tech @ (6, NR)	W 73 63
Dec. 22	vs. Pepperdine @ (6, NR)	W 87 76
Dec. 30	vs. Southern Miss (4, NR)	W 56 50
Jan. 2	vs. Stony Brook (4, NR)	W 100 45
Jan. 8	vs. Georgia (4, NR)	W 67 52
Jan. 11	vs. Kentucky (4, 20)	W 66 63
Jan. 16	at Mississippi State (4, NR)	W 51 45
Jan. 19	vs. South Carolina (4, NR)	W 65 61
Jan. 22	at Ole Miss (4, NR) (OT)	L 77 79
Jan. 25	at Tennessee (7, 11)	L 76 105
Jan. 29	vs. Mississippi State (7, NR)	W 73 57
Feb. 2	vs. Alabama (10, NR)	W 77 63
Feb. 5	vs. Arkansas (10, NR)	W 73 55
Feb. 9	at LSU (8, 25)	L 68 83
Feb. 16	at Vanderbilt (11, 24)	W 86 80
Feb. 19	vs. Ole Miss (11, NR)	W 75 72
Feb. 22	at Alabama (8, NR)	L 64 68
Feb. 27	at Florida (8, 9)	L 59 88
Mar. 1	vs. LSU (13, 12)	L 53 55
Mar. 5	at Arkansas (13, NR)	L 55 64
Mar. 10	vs. Florida ! (23, 10)	W 78 70
Mar. 11	vs. South Carolina ! (23, NR) (OT)	W 77 72
Mar. 12	vs. Arkansas ! (23, NR)	L 67 75
Mar. 16	vs. Creighton \$ (22, NR)	W 72 69
Mar. 18	vs. Iowa State \$ (22, 6)	L 60 79

 # Wooden Classic (Anaheim, Calif.)
 ^ Arby's Hardwood Classic (BJCC/Birmingham, Ala.)
 % Coors Classic (Mobile, Ala.)
 @ San Juan Shootout (San Juan, P.R.)
 ! SEC Tournament (Atlanta, Ga.)
 \$ NCAA First/Second Rounds (Minneapolis, Minn.)

2000 FINAL RANKINGS
 ASSOCIATED PRESS & USA TODAY/ESPN

1. Duke	1. Michigan State
2. Michigan State	2. Florida
3. Stanford	3. Iowa State
4. Arizona	4. Duke
5. Temple	5. Stanford
6. Iowa State	6. Oklahoma State
7. Cincinnati	7. Cincinnati
8. Ohio State	8. Arizona
9. St. John's	9. Tulsa
10. LSU	10. Temple
	24. Auburn

2000-01
 Record: 18-14, 7-9 SEC

 COACH: Cliff Ellis
 CAPTAINS: Scott Pohliman, Reggie Sharp
 Home: 12-5 | Away: 2-7 | Neutral: 4-2

RESULT

Nov. 17	vs. Florida A&M	W 87 52
Nov. 19	vs. Jacksonville State	W 91 51
Nov. 20	vs. Mercer	L 88 92
Nov. 24	vs. Robert Morris #	W 89 71
Nov. 25	vs. Toledo # (2OT)	L 90 95
Nov. 26	vs. Providence #	W 80 69
Dec. 1	vs. South Alabama	L 66 68
Dec. 4	vs. Louisiana-Lafayette	W 93 86
Dec. 5	vs. Grambling	W 104 60
Dec. 9	vs. Detroit ^	W 75 72
Dec. 16	vs. Oregon % (OT)	W 101 97
Dec. 19	vs. Georgia Southern	W 93 79
Dec. 30	vs. Southern Miss	W 73 69
Jan. 6	vs. Tennessee (NR, 5) (2OT)	L 88 96
Jan. 10	at Georgia (OT)	L 80 85
Jan. 13	vs. LSU	W 85 69
Jan. 17	at Arkansas	L 72 82
Jan. 20	at South Carolina	W 60 57
Jan. 24	vs. Florida (NR, 14)	L 63 65
Jan. 27	at Alabama (NR, 15)	L 80 81
Jan. 31	vs. Mississippi State	W 60 56
Feb. 3	vs. Ole Miss	L 70 74
Feb. 10	at LSU	W 76 65
Feb. 14	vs. Arkansas	W 71 63
Feb. 17	at Mississippi State	L 74 85
Feb. 21	vs. Alabama (NR, 14) (OT)	W 72 69
Feb. 24	at Ole Miss (NR, 12)	L 62 64
Feb. 28	at Kentucky (NR, 15)	L 78 90
Mar. 3	vs. Vanderbilt	W 69 66
Mar. 8	vs. Tennessee @ (NR, 24)	L 66 73
Mar. 14	vs. Miami (Fla.) !	W 60 58
Mar. 20	at Purdue \$	L 61 79

 # Energia Systems Thanksgiving Tournament (Kansas City, Mo.)
 ^ Arby's Hardwood Classic (BJCC/Birmingham, Ala.)
 % Las Vegas Showdown (Las Vegas, Nev.)
 @ SEC Tournament (Nashville, Tenn.)
 ! NIT First Round (Auburn, Ala.)
 \$ NIT Second Round (West Lafayette, Ind.)

2001-02
 Record: 12-16, 4-12 SEC

 COACH: Cliff Ellis
 CAPTAINS: Marquis Daniels, Adam Harrington
 Home: 11-5 | Away: 0-9 | Neutral: 1-2

RESULT

Nov. 16	vs. High Point	W 63 59
Nov. 18	vs. Jacksonville State	W 75 53
Nov. 24	at Rutgers	L 56 57
Nov. 27	vs. McNeese State	W 78 74
Nov. 30	vs. Florida International	W 67 55
Dec. 4	vs. Louisiana Tech	L 66 67
Dec. 8	vs. Virginia # (NR, 7)	L 72 77
Dec. 15	vs. Marshall ^	W 78 60
Dec. 18	vs. South Alabama	W 73 58
Dec. 20	vs. UNC Asheville	W 83 38
Dec. 29	vs. Southern Miss	W 64 55
Jan. 5	vs. Arkansas	L 77 83
Jan. 9	at Ole Miss	L 65 69
Jan. 12	vs. Alabama (NR, 14)	W 59 56
Jan. 16	at Vanderbilt	L 67 73
Jan. 19	at LSU	L 58 75
Jan. 22	vs. Kentucky (NR, 8)	L 62 69
Jan. 27	at Tennessee	L 59 82
Jan. 30	vs. Mississippi State	L 64 72
Feb. 2	at Arkansas	L 60 62
Feb. 9	vs. Georgia (NR, 17)	W 75 72
Feb. 13	vs. Ole Miss	W 65 62
Feb. 16	at Mississippi State	L 53 89

Feb. 20	at Florida (NR, 8)	L	61	89
Feb. 23	vs. South Carolina	W	50	46
Feb. 27	at Alabama (NR, 6)	L	68	73
Mar. 2	vs. LSU	L	54	59
Mar. 7	vs. Florida % (NR, 11)	L	63	81

Arby's Hardwood Classic (Birmingham, Ala.)
^ Coors Classic (Mobile, Ala.)
% SEC Tournament (Atlanta, Ga.)

2002-03
Record: 22-12, 8-8 SEC

COACH: Cliff Ellis
CAPTAINS: Marquis Daniels, Derrick Bird
Home: 13-4 | Away: 4-5 | Neutral: 5-3

		RESULT	
Nov. 22	vs. Wofford	W	81 63
Nov. 26	vs. Georgia State	W	100 71
Dec. 1	vs. Western Kentucky #	L	70 89
Dec. 2	vs. Southeastern Louisiana	W	77 47
Dec. 4	vs. South Carolina State	W	85 65
Dec. 8	vs. Rutgers	W	82 70
Dec. 14	vs. Murray State	W	72 53
Dec. 17	vs. Western Michigan	L	54 72
Dec. 20	at Puerto Rico-Mayaguez ^	W	94 64
Dec. 21	vs. Denver ^	W	63 58
Dec. 22	vs. Troy State ^	W	94 66
Dec. 30	vs. Southern Miss	W	92 46
Jan. 2	vs. North Texas	W	90 65
Jan. 8	vs. Vanderbilt	W	62 59
Jan. 11	at Arkansas	W	52 37
Jan. 15	at South Carolina	W	67 60
Jan. 18	vs. Alabama (NR, 9)	W	77 68
Jan. 22	at Kentucky (24, 8)	L	51 67
Jan. 25	at Georgia (24, 19)	L	79 85
Feb. 1	vs. Tennessee	L	57 60
Feb. 5	vs. Ole Miss	W	77 71
Feb. 8	vs. LSU	W	56 54
Feb. 15	at Alabama	L	68 84
Feb. 19	vs. Mississippi State (NR, 19)	L	46 63
Feb. 22	at Ole Miss	W	80 75
Feb. 26	at LSU	L	63 94
Mar. 1	vs. Florida (NR, 4)	L	70 73
Mar. 5	vs. Arkansas	W	69 54
Mar. 8	at Mississippi State (NR, 21)	L	45 67
Mar. 14	vs. Tennessee %	W	66 53
Mar. 15	vs. Kentucky % (NR, 2)	L	58 78
Mar. 21	vs. Saint Joseph's @ (OT)	W	65 63
Mar. 23	vs. Wake Forest @ (NR, 8)	W	68 62
Mar. 28	vs. Syracuse ! (NR, 12)	L	78 79

(Nashville, Tenn.)
^ San Juan Shootout (Caguas, P.R.)
% SEC Tournament (New Orleans, La.)
@ NCAA First/Second Rounds (Tampa, Fla.)
! NCAA Sweet 16 (Albany, N.Y.)

2003-04
Record: 14-14, 5-11 SEC

COACH: Cliff Ellis
CAPTAIN: Kyle Davis
Home: 12-5 | Away: 1-8 | Neutral: 1-1

		RESULT	
Nov. 17	vs. College of Charleston #	W	66 62
Nov. 21	vs. Western Kentucky	W	86 64
Nov. 23	vs. Maryland-Eastern Shore	W	85 61
Nov. 29	vs. Grambling State ^	W	105 56
Dec. 1	vs. Colorado State	W	84 54
Dec. 7	vs. Air Force	W	68 49
Dec. 10	vs. Montana	W	73 51
Dec. 20	at UNLV %	L	69 82
Dec. 22	vs. Georgia State	L	72 77
Dec. 30	vs. Southern Miss	W	78 60
Jan. 2	vs. New Orleans	W	70 55
Jan. 7	at Vanderbilt (NR, 20)	L	53 59
Jan. 10	vs. Ole Miss	W	80 53

Jan. 14	vs. South Carolina (OT)	L	51	53
Jan. 17	at Alabama	L	46	69
Jan. 21	vs. Arkansas	W	70	63
Jan. 24	at Florida (NR, 17)	L	52	68
Jan. 31	vs. Mississippi State (NR, 11)	L	68	73
Feb. 4	at Arkansas	L	52	74
Feb. 7	vs. Georgia	W	57	54
Feb. 14	at Ole Miss	L	68	72
Feb. 18	at LSU (NR, 24)	W	80	68
Feb. 21	vs. Kentucky (NR, 9)	L	59	68
Feb. 24	vs. Alabama	L	71	72
Feb. 28	at Tennessee	L	69	75
Mar. 2	at Mississippi State (NR, 5)	L	91	105
Mar. 6	vs. LSU	W	78	66
Mar. 11	Georgia @	L	59	73

NABC Classic (Auburn, Ala.)
^ (Huntsville, Ala.)
% Las Vegas Showdown (Las Vegas, Nev.)
@ SEC Tournament (Atlanta, Ga.)

2004-05
Record: 14-17, 4-12 SEC

COACH: Jeff Lebo
CAPTAINS: Nathan Watson, Ian Young, Quinnel Brown
Home: 8-7 | Away: 3-7 | Neutral: 3-3

		RESULT	
Nov. 19	at Temple	W	80 78
Nov. 22	vs. Furman	W	85 74
Nov. 24	vs. Nicholls State	W	92 78
Nov. 27	vs. Louisiana Tech	W	79 67
Nov. 30	vs. Colorado State (OT)	W	79 76
Dec. 3	vs. Virginia (NR, 24) #	L	87 89
Dec. 5	vs. Wofford	L	78 85
Dec. 7	at College of Charleston	W	76 61
Dec. 12	vs. UNLV (OT)	L	87 91
Dec. 20	vs. Delaware ^	W	74 46
Dec. 21	vs. Middle Tennessee State ^	W	79 74
Dec. 22	vs. Toledo ^	L	65 68
Dec. 30	vs. Belmont	W	73 69
Jan. 5	at Mississippi State (NR, 18)	L	53 90
Jan. 12	vs. Florida (OT)	L	78 84
Jan. 15	vs. Ole Miss	L	72 79
Jan. 22	at Arkansas	L	59 95
Jan. 26	vs. Alabama (NR, 14)	L	55 60
Jan. 29	vs. Tennessee	W	62 59
Feb. 2	at Ole Miss	L	55 70
Feb. 5	vs. Mississippi State	W	90 76
Feb. 9	at LSU	L	69 90
Feb. 12	at South Carolina	W	74 71
Feb. 16	vs. Vanderbilt	L	43 67
Feb. 19	at Georgia	L	45 57
Feb. 23	at Kentucky (NR, 5)	L	73 81
Feb. 26	vs. LSU	L	64 77
Mar. 2	at Alabama (NR, 19)	L	53 94
Mar. 5	vs. Arkansas	W	77 64
Mar. 10	vs. Vanderbilt %	W	77 73
Mar. 11	vs. LSU %	L	58 89

(Richmond, Va.)
^ San Juan Shootout (Carolina, P.R.)
% SEC Tournament (Atlanta, Ga.)

2005-06
Record: 12-16, 4-12 SEC

COACH: Jeff Lebo
CAPTAINS: Ronny LeMelle, Frank Tolbert
Home: 11-5 | Away: 1-10 | Neutral: 0-1

		RESULT	
Nov. 20	vs. Lipscomb	W	69 54
Nov. 25	vs. Gardner-Webb	W	70 43
Nov. 28	at Colorado State	L	67 77
Dec. 1	vs. McNeese State	W	91 76
Dec. 4	at Pittsburgh	L	41 78
Dec. 14	vs. Southeastern Louisiana	W	66 51
Dec. 18	vs. Temple	W	73 42
Dec. 22	at Texas A&M	L	67 72
Dec. 29	vs. Winthrop	W	64 62
Dec. 31	vs. Jacksonville State	W	87 83
Jan. 4	vs. Southern Miss	W	80 57
Jan. 7	at Vanderbilt	L	50 74
Jan. 11	vs. Alabama	L	52 56
Jan. 14	at Florida (NR, 2)	L	57 69
Jan. 21	vs. Arkansas	L	52 68
Jan. 24	vs. Kentucky	L	62 71
Jan. 28	vs. Georgia	W	66 65
Feb. 1	at LSU (NR, 24)	L	69 84
Feb. 4	at Mississippi State	L	53 71
Feb. 8	vs. Ole Miss	W	58 50
Feb. 11	at Arkansas	L	64 84
Feb. 15	at Tennessee (NR, 8)	L	89 105
Feb. 18	vs. LSU (NR, 25)	L	61 65
Feb. 22	vs. Mississippi State	W	75 71
Feb. 25	at Ole Miss	W	58 54
Mar. 1	at Alabama	L	61 71
Mar. 4	vs. South Carolina	L	63 67
Mar. 9	vs. Vanderbilt #	L	71 76

SEC Tournament (Nashville, Tenn.)

2006-07
Record: 17-15, 7-9 SEC

COACH: Jeff Lebo
CAPTAINS: Quantez Robertson, Korvotney Barber, Rasheem Barrett
Home: 15-5 | Away: 2-7 | Neutral: 0-2

		RESULT	
Nov. 10	vs. Troy	W	71 68
Nov. 17	vs. Winston-Salem State	W	95 62
Nov. 19	vs. East Tennessee State #	W	64 58
Nov. 21	vs. Miles College #	W	79 58
Nov. 24	vs. Oklahoma State ^	L	65 66
Nov. 25	vs. Wisconsin (NR, 7) ^	L	63 77
Nov. 28	vs. Nicholls State (OT)	W	92 87
Nov. 30	vs. Louisiana-Monroe	W	81 60
Dec. 3	vs. Pittsburgh (NR, 2)	L	66 74
Dec. 6	vs. South Alabama	W	82 71
Dec. 16	vs. Wofford	W	86 76
Dec. 19	vs. Tennessee State	W	86 59
Dec. 22	vs. Texas A&M (NR, 13)	L	58 87
Dec. 30	vs. Charleston Southern	W	69 53
Jan. 2	at Southern Miss	L	54 56
Jan. 6	vs. Vanderbilt	W	68 65
Jan. 8	at Kentucky	L	57 84
Jan. 13	at LSU (NR, 13)	L	63 65
Jan. 17	vs. Tennessee (NR, 22)	W	83 80
Jan. 20	at Mississippi State	L	76 87
Jan. 23	vs. Alabama (NR, 12)	W	81 57
Jan. 27	vs. Florida (NR, 1)	L	66 91
Jan. 31	at South Carolina	W	80 75
Feb. 3	vs. Ole Miss	L	59 82
Feb. 7	at Arkansas	L	57 65
Feb. 10	vs. Mississippi State	L	83 91
Feb. 17	at Georgia	L	79 86
Feb. 21	vs. Arkansas	W	67 59
Feb. 24	at Alabama (NR, 25)	W	86 77
Feb. 28	vs. LSU	W	80 68
Mar. 3	at Ole Miss	L	79 83
Mar. 8	vs. Georgia %	L	65 80

South Padre Invitational (Auburn, Ala.)
 ^ South Padre Invitational (South Padre Island, Texas)
 % SEC Tournament (Atlanta, Ga.)

2007-08
Record: 14-16, 4-12 SEC

COACH: Jeff Lebo
CAPTAINS: Quantez Robertson, Korvotney Barber
Home: 8-7 | Away: 4-7 | Neutral: 2-2

		RESULT	
Nov. 9	at Tulane	L	62 77
Nov. 13	vs. Kennesaw State	W	74 62
Nov. 16	at Alabama State	W	63 60
Nov. 19	at Charleston Southern #	W	89 59
Dec. 2	vs. George Washington ^	W	74 70
Dec. 5	vs. West Virginia %	L	59 88
Dec. 15	vs. Southern @	W	71 63
Dec. 19	vs. Mercer	W	68 59
Dec. 22	vs. Alabama A&M	W	67 56
Dec. 29	vs. Towson	W	79 59
Jan. 2	vs. Texas A&M-Corpus Christi W		76 58
Jan. 6	vs. Xavier	L	57 80
Jan. 10	vs. Arkansas	L	70 76
Jan. 12	at Florida	L	56 72
Jan. 16	at LSU	W	74 67
Jan. 19	vs. Ole Miss (NR, 15)	W	80 77
Jan. 22	vs. Presbyterian	W	78 65
Jan. 26	at Alabama	L	77 97
Jan. 30	vs. LSU	L	80 81
Feb. 2	at Vanderbilt (NR, 18)	L	71 78
Feb. 6	vs. Kentucky	L	63 66
Feb. 9	vs. Mississippi State	L	64 83
Feb. 16	at Ole Miss	W	90 78
Feb. 20	at Tennessee (NR, 2)	L	70 89
Feb. 24	vs. Alabama	W	88 76
Feb. 27	at Mississippi State	L	78 89
Mar. 1	vs. South Carolina	L	63 69
Mar. 5	vs. Georgia	L	54 59
Mar. 8	at Arkansas	L	64 77
Mar. 13	vs. Vanderbilt ! (NR, 17)	L	82 93

(North Charleston, S.C.)
 ^ BB&T Classic (Washington, D.C.)
 % Big East/SEC Invitational (BJCC/Birmingham, Ala.)
 @ Coors Classic (Mobile, Ala.)
 ! SEC Tournament (Atlanta, Ga.)

2008-09
Record: 24-12, 10-6 SEC

COACH: Jeff Lebo
CAPTAINS: Quantez Robertson, Korvotney Barber
Home: 18-4 | Away: 5-5 | Neutral: 1-3

		RESULT	
Nov. 14	vs. Missouri State	W	75 60
Nov. 19	vs. Mercer #	L	74 78
Nov. 22	vs. George Washington	W	83 71
Nov. 25	vs. Bethune-Cookman #	W	61 46
Nov. 28	vs. Dayton ^ (OT)	L	59 60
Nov. 29	vs. Northern Iowa ^	L	61 67
Dec. 3	at Xavier	L	74 81
Dec. 6	vs. Louisiana-Monroe	W	78 55
Dec. 17	vs. Tuskegee	W	75 32
Dec. 20	at Virginia	W	58 56
Dec. 22	vs. Alabama State	W	77 72
Dec. 29	vs. Alabama A&M	W	82 40
Dec. 31	vs. Southeastern Louisiana	W	77 65
Jan. 3	vs. Tulane	W	78 53
Jan. 10	at South Carolina	L	56 68
Jan. 14	vs. Florida	L	65 68
Jan. 17	vs. Alabama	W	85 71
Jan. 21	at Kentucky	L	64 73
Jan. 24	at Arkansas	W	73 51
Jan. 27	vs. Texas-Pan American	W	66 63
Jan. 31	vs. Vanderbilt	L	75 82
Feb. 4	at Ole Miss	L	59 78
Feb. 7	vs. Tennessee	W	78 77

Feb. 11	vs. Arkansas	W	75 62
Feb. 14	vs. Mississippi State	W	91 76
Feb. 18	at Georgia	W	71 59
Feb. 21	at LSU (NR, 23)	L	72 79
Feb. 25	vs. Ole Miss	W	77 64
Feb. 28	at Mississippi State	W	76 58
Mar. 3	at Alabama	W	77 73
Mar. 7	vs. LSU (NR, 11)	W	69 53
Mar. 13	vs. Florida %	W	61 58
Mar. 14	vs. Tennessee %	L	85 94
Mar. 18	vs. UT Martin @	W	87 82
Mar. 20	vs. Tulsa !	W	74 55
Mar. 24	vs. Baylor \$	L	72 74

Chicago Invitational (Auburn, Ala.)
 ^ Chicago Invitational (Hoffman Estates, Ill.)
 % SEC Tournament (Tampa, Fla.)
 @ NIT First Round (Auburn, Ala.)
 ! NIT Second Round (Auburn, Ala.)
 \$ NIT Quarterfinals (Auburn, Ala.)

2009-10
Record: 15-17, 6-10 SEC

COACH: Jeff Lebo
CAPTAINS: Lucas Hargrove, Frankie Sullivan
Home: 12-5 | Away: 2-9 | Neutral: 1-3

		RESULT	
Nov. 13	Niagara	W	69 65
Nov. 16	Missouri State	L	62 73
Nov. 20	Central Florida #	L	74 84
Nov. 21	IUPUI #	W	80 65
Nov. 22	North Carolina State #	L	58 60
Nov. 25	High Point	W	75 54
Dec. 1	Alabama A&M	W	87 52
Dec. 4	Troy	L	77 81
Dec. 7	Virginia	W	68 67
Dec. 17	Florida State	L	72 76
Dec. 20	Sam Houston State	L	89 107
Dec. 22	Alabama State	W	94 78
Dec. 29	Charleston Southern	W	77 62
Jan. 2	Georgia Southern	W	95 75
Jan. 5	West Georgia	W	96 72
Jan. 9	South Carolina	L	71 80
Jan. 14	Tennessee (NR, 9)	L	55 81
Jan. 16	Kentucky (NR, 2)	L	67 72
Jan. 20	LSU	W	84 80
Jan. 23	Vanderbilt	L	74 82
Jan. 28	Ole Miss (NR, 18)	L	74 84
Jan. 30	Alabama	W	58 57
Feb. 6	Arkansas (OT)	L	79 82
Feb. 10	Georgia	W	82 63
Feb. 13	Mississippi State (OT)	L	75 85
Feb. 18	Florida	L	70 78
Feb. 20	Arkansas	W	92 83
Feb. 24	Ole Miss	L	75 85
Feb. 27	LSU	W	74 59
Mar. 3	Mississippi State	W	89 80
Mar. 6	Alabama	L	61 73
Mar. 11	Florida ^	L	69 78

Glenn Wilkes Classic (Daytona Beach, Fla.)
 ^ SEC Tournament (Nashville, Tenn.)

2010-11
Record: 11-20, 4-12 SE

COACH: Tony Barbee
CAPTAINS: Josh Wallace, Earnest Ross
Home: 9-11 | Away: 2-7 | Neutral: 0-2

		RESULT	
Nov. 12	vs. UNC Asheville (OT)	L	69 70
Nov. 19	vs. Samford	L	68 79
Nov. 20	vs. Campbell	L	54 61
Nov. 21	vs. Middle Tennessee	W	68 66
Nov. 27	vs. Jacksonville	L	55 69
Nov. 30	vs. Georgia Southwestern	W	78 50
Dec. 5	vs. Arkansas-Pine Bluff	W	76 72

Dec. 11	vs. Rutgers #	L	54 63
Dec. 15	at South Florida	L	49 61
Dec. 18	vs. Presbyterian	L	59 62
Dec. 21	vs. USC Upstate	W	68 54
Dec. 29	vs. Georgia Southern (OT)	W	88 84
Dec. 31	vs. Grambling State	W	63 45
Jan. 3	vs. Florida State	W	65 60
Jan. 8	vs. LSU	L	55 62
Jan. 11	at Kentucky (NR, 13)	L	54 78
Jan. 16	at Mississippi State	L	66 85
Jan. 20	vs. Florida	L	40 45
Jan. 22	vs. Alabama	L	58 68
Jan. 25	at Arkansas	L	64 73
Jan. 29	at South Carolina	W	79 64
Feb. 3	vs. Tennessee	L	56 69
Feb. 5	at Georgia (OT)	L	72 81
Feb. 12	vs. Mississippi State	W	65 62
Feb. 16	at Ole Miss	L	59 90
Feb. 19	vs. Vanderbilt (NR, 18)	L	60 77
Feb. 23	at Alabama	L	49 51
Feb. 26	vs. Arkansas	L	55 57
Mar. 2	vs. Ole Miss	W	76 73
Mar. 5	at LSU	W	60 51
Mar. 10	vs. Georgia ^	L	51 69

SEC-Big East Invitational (Pittsburgh, Pa.)
 ^ SEC Tournament (Atlanta, Ga.)

2011-12
Record: 15-16, 5-11 SEC

COACH: Tony Barbee
CAPTAINS: Kenny Gabriel, Frankie Sullivan
Home: 14-3 | Away: 1-10 | Neutral: 0-3

		RESULT	
Nov. 11	vs. McNeese State	W	84 62
Nov. 14	vs. Kennesaw State	W	68 55
Nov. 25	vs. Nicholls State	W	78 57
Nov. 28	vs. Arkansas-Pine Bluff	W	72 59
Dec. 2	vs. Seton Hall #	L	59 81
Dec. 14	vs. South Florida	W	52 40
Dec. 17	vs. North Florida	W	84 71
Dec. 19	vs. Florida A&M	W	76 69
Dec. 22	vs. Hawai'i ^	W	65 62
Dec. 23	vs. Long Beach State ^	L	43 64
Dec. 25	vs. UTEP ^	L	76 83
Dec. 30	vs. Georgia Southern	W	78 75
Jan. 2	vs. Bethune-Cookman	W	67 41
Jan. 4	at Florida State	L	56 85
Jan. 7	at Vanderbilt	L	35 65
Jan. 11	vs. Kentucky (NR, 2)	L	53 68
Jan. 14	vs. Ole Miss (2OT)	W	69 68
Jan. 17	at LSU (OT)	L	58 65
Jan. 21	vs. South Carolina	W	63 52
Jan. 25	at Arkansas	L	53 56
Jan. 28	at Tennessee	L	49 64
Feb. 1	vs. Georgia	W	59 51
Feb. 4	at Mississippi State (NR, 19)	L	88 91
Feb. 7	vs. Alabama	L	50 68
Feb. 11	at Ole Miss	L	54 61
Feb. 18	vs. Mississippi State (NR, 23)	W	65 55
Feb. 21	at Florida (NR, 11)	L	47 63
Feb. 25	vs. Arkansas	L	71 77
Feb. 29	at Alabama	L	49 55
Mar. 3	vs. LSU	W	67 52
Mar. 8	vs. Ole Miss %	L	54 68

Big East/SEC Challenge (Newark, N.J.)
 ^ Hawaiian Airlines Diamond Head Classic (Honolulu, Hawai'i)
 % SEC Tournament (New Orleans, La.)

2012-13
Record: 9-23, 3-15 SEC

COACH: Tony Barbee
Home: 7-10 | Away: 2-9 | Neutral: 0-4

RESULT		
Nov. 9	vs. IPFW	W 61 50
Nov. 15	vs. Murray State #	L 59 79
Nov. 16	at College of Charleston #	W 55 51
Nov. 18	vs. Dayton #	L 63 73
Nov. 21	at Boston College	L 49 50
Nov. 25	vs. Rhode Island (2OT)	L 72 78
Nov. 30	vs. DePaul ^	L 76 80
Dec. 11	vs. Grambling State	W 92 42
Dec. 15	vs. Furman	W 64 50
Dec. 18	vs. Tennessee Tech	W 81 62
Dec. 22	vs. Winthrop	L 67 74
Dec. 29	vs. Illinois % (NR, 12)	L 79 81
Jan. 2	vs. Florida State	W 78 72
Jan. 9	vs. LSU	W 68 63
Jan. 12	at South Carolina	W 74 71
Jan. 16	at Arkansas (2OT)	L 80 88
Jan. 19	vs. Kentucky	L 73 75
Jan. 23	at Vanderbilt	L 61 73
Jan. 26	vs. Ole Miss (NR, 23)	L 61 63
Jan. 30	at Georgia	L 49 57
Feb. 2	at Missouri (NR, 17)	L 77 91
Feb. 6	vs. Alabama	W 49 37
Feb. 9	at Kentucky	L 62 72
Feb. 13	vs. Arkansas	L 75 83
Feb. 16	vs. Florida (NR, 7)	L 52 83
Feb. 20	vs. Texas A&M	L 56 65
Feb. 23	at Ole Miss	L 55 88
Feb. 26	at Alabama	L 43 61
Mar. 2	vs. Vanderbilt	L 55 62
Mar. 6	vs. Tennessee	L 75 82
Mar. 9	at Mississippi State (OT)	L 71 74
Mar. 13	vs. Texas A&M @	L 62 71

Charleston Classic (Charleston, S.C.)
^ SEC/BIG EAST Challenge (Auburn, Ala.)
% United Center (Chicago, Ill.)
@ SEC Tournament (Nashville, Tenn.)

2013-14
Record: 14-16, 6-12 SEC

COACH: Tony Barbee
CAPTAINS: Allen Payne, KT Harrell
Home: 12-6 | Away: 2-8 | Neutral: 0-2

RESULT		
Nov. 8	vs. Nicholls	W 76 54
Nov. 15	vs. Northwestern State	L 92 111
Nov. 19	vs. Jacksonville State	W 78 54
Nov. 23	vs. Murray State	W 75 67
Nov. 26	vs. Tennessee State	W 78 73
Dec. 2	at Iowa State (NR, 17) #	L 70 99
Dec. 8	vs. Illinois ^	L 62 81
Dec. 19	vs. Clemson	W 66 64
Dec. 22	vs. Boston College	W 77 67
Dec. 30	vs. Arkansas-Pine Bluff	W 91 59
Jan. 4	vs. Florida A&M	W 81 50
Jan. 9	at Ole Miss	L 62 65
Jan. 11	vs. Missouri (NR, 21)	L 68 70
Jan. 15	at Tennessee	L 67 78
Jan. 18	vs. Florida (NR, 7)	L 61 68
Jan. 22	at Mississippi State	L 74 82
Jan. 25	at Arkansas	L 67 86
Jan. 30	vs. Alabama	W 74 55
Feb. 1	vs. Georgia	W 74 67
Feb. 5	at South Carolina	W 79 74
Feb. 8	at LSU	L 80 87
Feb. 12	vs. Kentucky (NR, 13)	L 56 64
Feb. 15	vs. Mississippi State	W 92 82
Feb. 19	at Florida (NR, 2)	L 66 71
Feb. 22	vs. Vanderbilt	L 59 67
Feb. 26	vs. South Carolina	W 83 67
Mar. 1	at Alabama	L 57 73

Mar. 5	vs. Tennessee	L 54 82
Mar. 8	at Texas A&M	W 69 64
Mar. 12	vs. South Carolina %	L 56 74

Big 12/SEC Challenge (Ames, Iowa)
^ (Atlanta, Ga.)
% SEC Tournament (Atlanta, Ga.)

2014-15
Record: 15-20, 4-14 SEC

COACH: Bruce Pearl
CAPTAIN: KT Harrell
Home: 9-8 | Away: 2-10 | Neutral: 4-2

RESULT		
Nov. 14	vs. Milwaukee	W 83 73
Nov. 17	at Colorado #	L 59 90
Nov. 21	vs. Louisiana	W 105 80
Nov. 24	vs. Tulsa ^	L 35 53
Nov. 26	vs. Oregon State ^	W 71 69
Dec. 3	at Texas Tech %	L 44 46
Dec. 5	vs. Coastal Carolina	L 54 58
Dec. 14	at Clemson	L 61 72
Dec. 17	vs. Winthrop	W 80 62
Dec. 20	vs. Xavier (2OT)	W 89 88
Dec. 23	vs. Texas Southern	W 61 60
Dec. 29	vs. Middle Tennessee	W 64 48
Jan. 3	vs. North Alabama	W 82 61
Jan. 6	at Vanderbilt	L 52 64
Jan. 10	vs. Missouri	W 85 79
Jan. 15	at Florida	L 55 75
Jan. 17	vs. South Carolina	W 71 68
Jan. 21	vs. Mississippi State	L 71 78
Jan. 24	at Alabama	L 55 57
Jan. 27	vs. Texas A&M	L 61 71
Jan. 31	at Tennessee	L 63 71
Feb. 5	at LSU	W 81 77
Feb. 7	vs. Ole Miss	L 79 86
Feb. 10	vs. Arkansas (NR, 23)	L 87 101
Feb. 14	at Georgia	W 69 68
Feb. 17	vs. Alabama	L 68 79
Feb. 21	at Kentucky (NR, 1)	L 75 110
Feb. 24	vs. LSU	L 61 84
Feb. 28	at Texas A&M	L 55 80
Mar. 3	at Missouri	L 61 63
Mar. 7	vs. Georgia	L 61 64
Mar. 11	vs. Mississippi State @	W 74 68
Mar. 12	vs. Texas A&M @	W 66 59
Mar. 13	vs. LSU @ (OT)	W 73 70
Mar. 14	vs. Kentucky @ (NR, 1)	L 67 91

ESPN College Hoops Tip-Off Marathon (Boulder, Colo.)
^ MGM Grand Main Event (Las Vegas, Nev.)
% SEC/Big 12 Challenge (Lubbock, Texas)
@ SEC Tournament (Nashville, Tenn.)

2015-16
Record: 11-20, 5-13 SEC

COACH: Bruce Pearl
Home: 8-7 | Away: 2-11 | Neutral: 1-2

RESULT		
Nov. 13	vs. UAB	W 75 74
Nov. 17	vs. Colorado #	L 84 91
Nov. 20	vs. Georgia Southern	W 92 62
Nov. 27	vs. Northwestern State	W 119 81
Dec. 2	at Coastal Carolina	W 81 78
Dec. 12	at MTSU (OT) ^	L 81 88
Dec. 15	vs. Mercer	W 78 71
Dec. 19	at Xavier (NR, 10)	L 61 85
Dec. 22	vs. New Mexico %	W 83 78
Dec. 23	vs. Harvard %	L 51 69
Dec. 25	at Hawai'i %	L 67 79
Jan. 2	vs. Tennessee	W 83 77
Jan. 5	vs. South Carolina (NR, 20)	L 69 81
Jan. 9	at Missouri	L 61 76
Jan. 12	at Vanderbilt	L 57 75

Jan. 16	vs. Kentucky (NR, 13)	W 75 70
Jan. 19	vs. Alabama	W 83 77
Jan. 23	at Florida	L 63 95
Jan. 27	at Ole Miss	L 63 80
Jan. 30	vs. Oklahoma State @	L 63 74
Feb. 2	vs. LSU	L 68 80
Feb. 6	at Georgia	L 55 65
Feb. 9	at Tennessee	L 45 71
Feb. 13	vs. Vanderbilt	L 57 86
Feb. 17	at Arkansas	W 90 86
Feb. 20	vs. Ole Miss	L 59 69
Feb. 24	vs. Georgia	W 84 81
Feb. 27	at Alabama	L 57 65
Mar. 1	vs. Texas A&M (NR, 18)	L 63 81
Mar. 5	at Mississippi State	L 66 79
Mar. 9	vs. Tennessee !	L 59 97

ESPN College Hoops Tip-Off Marathon (Auburn, Ala.)
^ MTSU home game (Nashville, Tenn.)
% Diamond Head Classic (Honolulu, Hawai'i)
@ Big 12/SEC Challenge (Auburn, Ala.)
! SEC Tournament (Nashville, Tenn.)

2016-17 ##
Record: 6-14, 0-11 SEC

COACH: Bruce Pearl
Home: 4-5 | Away: 1-6 | Neutral: 1-3

RESULT		
Nov. 11	vs. North Florida	W 83 66
Nov. 14	vs. Georgia State #	W 83 65
Nov. 17	vs. Eastern Kentucky #	W 85 64
Nov. 22	vs. Texas Tech ^	W 67 65
Nov. 23	vs. Purdue (NR, 17) ^	L 71 96
Nov. 29	vs. USC Upstate	W 90 83
Dec. 3	at UAB	W 74 70
Dec. 12	vs. Boston College %	L 71 72
Dec. 15	vs. Coastal Carolina	## 117 72
Dec. 18	vs. Mercer	## 76 74
Dec. 21	vs. Oklahoma @	## 74 70
Dec. 23	at UConn (OT)	## 70 67
Dec. 29	vs. Georgia	L 84 96
Jan. 4	at Vanderbilt	L 61 80
Jan. 7	vs. Ole Miss	L 85 88
Jan. 10	at Missouri	## 77 72
Jan. 14	at Kentucky (NR, 6)	L 72 92
Jan. 18	vs. LSU	## 78 74
Jan. 21	vs. Alabama	## 84 64
Jan. 24	at South Carolina (NR, 23)	L 69 98
Jan. 28	at TCU !	## 88 80
Jan. 31	vs. Tennessee	L 77 87
Feb. 4	at Alabama	## 82 77
Feb. 7	vs. Mississippi State	## 98 92
Feb. 11	at Ole Miss	L 84 90
Feb. 14	vs. Florida (NR, 13)	L 95 114
Feb. 18	at Texas A&M	L 62 81
Feb. 21	at LSU	## 98 75
Feb. 25	vs. Arkansas	L 68 79
Mar. 1	at Georgia	L 78 79
Mar. 4	vs. Missouri	## 89 78
Mar. 8	vs. Missouri \$ (OT)	L 83 86

Cancun Challenge (Auburn, Ala.)
^ Cancun Challenge (Cancun, Mexico)
% Under Armour Reunion (New York, N.Y.)
@ Hall of Fame's Birthday of Basketball (Uncasville, Conn.)
! SEC/Big 12 Challenge (Fort Worth, Texas)
\$ SEC Tournament (Nashville, Tenn.)

Record from 2016-17 include results vacated by the NCAA Committee on Infractions. Those wins vacated are designated in bold italic

WAREAGLE

2022-23 AUBURN MEN'S BASKETBALL

**2017-18
Record: 26-8, 13-5 SEC**

COACH: Bruce Pearl
Home: 15-1 | Away: 7-4 | Neutral: 4-3
SEC CHAMPIONS

RESULT		
Nov. 10	vs. Norfolk State	W 102 74
Nov. 16	vs. Indiana State #	W 83 64
Nov. 17	vs. Temple #	L 74 88
Nov. 19	vs. Hofstra #	W 89 78
Nov. 24	vs. Winthrop	W 119 85
Nov. 29	at Dayton	W 73 60
Dec. 3	vs. George Mason	W 79 63
Dec. 6	vs. Gardner-Webb	W 80 55
Dec. 9	vs. UAB	W 85 80
Dec. 16	vs. Middle Tennessee ^	W 76 70
Dec. 19	at Murray State	W 81 77
Dec. 23	vs. Connecticut	W 89 64
Dec. 30	vs. Cornell	W 98 77
Jan. 2	at Tennessee (NR, 23)	W 94 84
Jan. 6	vs. Arkansas (NR, 22)	W 88 77
Jan. 9	vs. Ole Miss (22, NR)	W 85 70
Jan. 13	at Mississippi State (22, NR)	W 76 68
Jan. 17	at Alabama (17, NR)	L 71 76
Jan. 20	vs. Georgia (17, NR)	W 79 65
Jan. 24	at Missouri (17, NR)	W 91 73
Jan. 27	vs. LSU (17, NR)	W 95 70
Jan. 30	at Ole Miss (11, NR)	W 79 70
Feb. 3	vs. Vanderbilt (11, NR)	W 93 81
Feb. 7	vs. Texas A&M (8, NR)	L 80 81
Feb. 10	at Georgia (8, NR)	W 78 61
Feb. 14	vs. Kentucky (10, NR)	W 76 66
Feb. 17	at South Carolina (10, NR)	L 75 84
Feb. 21	vs. Alabama (12, NR)	W 90 71
Feb. 24	at Florida (12, NR)	L 66 72
Feb. 27	at Arkansas (14, NR)	L 82 91
Mar. 3	vs. South Carolina (14, NR)	W 79 70
Mar. 9	vs. Alabama % (16, NR)	L 63 81
Mar. 16	vs. Charleston @ (19, NR)	W 62 58
Mar. 18	vs. Clemson @ (19, 20)	L 53 84

Charleston Classic (Charleston, S.C.)
^ Mike Slive Invitational (Birmingham, Ala.)
% SEC Tournament (St. Louis, Mo.)
@ NCAA First/Second Rounds (San Diego, Calif.)

**2018 FINAL RANKINGS
ASSOCIATED PRESS & USA TODAY**

1. Virginia	1. Villanova
2. Villanova	2. Michigan
3. Xavier	3. Kansas
4. Kansas	4. Duke
5. Michigan State	5. Virginia
6. Cincinnati	6. Texas Tech
7. Michigan	7. Loyola (Ill.)
8. Gonzaga	8. Xavier
9. Duke	9. Purdue
10. North Carolina	10. Gonzaga
19. Auburn	23. Auburn

**2018-19
Record: 30-10, 11-7 SEC**

COACH: Bruce Pearl
Home: 15-2 | Away: 5-6 | Neutral: 10-2

**SEC TOURNAMENT CHAMPIONS
NCAA FINAL FOUR**

RESULT		
Nov. 6	vs. South Alabama (11, NR)	W 101 58
Nov. 9	vs. Washington (11, 25)	W 88 66
Nov. 14	vs. Mississippi College (9, NR)	W 103 52
Nov. 19	vs. Xavier ! (9, NR) (OT)	W 88 79
Nov. 20	vs. Duke ! (8, 1)	L 72 78
Nov. 21	vs. Arizona ! (8, NR)	W 73 57
Nov. 28	vs. Saint Peter's (8, NR)	W 99 49
Dec. 4	vs. UNC Asheville (NR)	W 67 41

Dec. 8	vs. Dayton (8, NR)	W 82 72
Dec. 15	at UAB ^ (8, NR) (OT)	W 75 71
Dec. 19	at NC State (7, NR)	L 71 78
Dec. 22	vs. Murray State (7, NR)	W 93 88
Dec. 29	vs. North Florida (12, NR)	W 95 49
Jan. 9	at Ole Miss (11, NR)	L 67 82
Jan. 12	vs. Georgia (11, NR)	W 93 78
Jan. 16	at Texas A&M (14, NR)	W 85 66
Jan. 19	vs. Kentucky (14, 12)	L 80 82
Jan. 22	at South Carolina (16, NR)	L 77 80
Jan. 26	at Mississippi State (16, 22)	L 84 92
Jan. 30	vs. Missouri	W 92 58
Feb. 2	vs. Alabama	W 84 63
Feb. 5	vs. Florida	W 76 62
Feb. 9	at LSU (NR, 21)	L 78 83
Feb. 13	vs. Ole Miss	L 55 60
Feb. 16	at Vanderbilt	W 64 53
Feb. 20	vs. Arkansas	W 79 56
Feb. 23	at Kentucky (NR, 4)	L 53 80
Feb. 27	at Georgia	W 78 75
Mar. 2	Mississippi State	W 80 75
Mar. 5	at Alabama	W 66 60
Mar. 9	vs. Tennessee (NR, 5)	W 84 80
Mar. 14	vs. Missouri % (22, NR)	W 81 71
Mar. 15	vs. South Carolina % (22, NR)	W 73 64
Mar. 16	vs. Florida % (22, NR)	W 65 62
Mar. 17	vs. Tennessee % (22, 8)	W 84 64
Mar. 21	vs. New Mexico State @ (14, NR)	W 78 77
Mar. 23	vs. Kansas @ (14, 17)	W 89 75
Mar. 29	vs. North Carolina # (14, 3)	W 97 80
Mar. 31	vs. Kentucky # (14, 7) (OT)	W 77 71
Apr. 6	vs. Virginia \$ (14, 2)	L 62 63

! Maui Invitational (Maui, Hawai'i)
^ Mike Slive Invitational (Birmingham, Ala.)
% SEC Tournament (Nashville, Tenn.)
@ NCAA First/Second Rounds (Salt Lake City, Utah)
NCAA Sweet 16/Elite Eight (Kansas City, Mo.)
\$ NCAA Final Four (Minneapolis, Minn.)

**2019 FINAL RANKINGS
ASSOCIATED PRESS & USA TODAY**

1. Duke	1. Virginia
2. Virginia	2. Texas Tech
3. North Carolina	3. Michigan State
4. Gonzaga	4. Duke
5. Michigan State	5. Auburn
6. Tennessee	6. Gonzaga
7. Kentucky	7. Kentucky
8. Michigan	8. Purdue
9. Texas Tech	9. North Carolina
10. Florida State	10. Tennessee
14. Auburn	

**2019-20
Record: 25-6, 12-6 SEC**

COACH: Bruce Pearl
Home: 16-1 | Away: 5-5 | Neutral: 4-0

RESULT		
Nov. 5	vs. Georgia Southern (24, NR)	W 83 74
Nov. 8	vs. Davidson ! (24, NR)	W 76 66
Nov. 12	at South Alabama (22, NR)	W 70 69
Nov. 15	vs. CSUN (22, NR)	W 116 70
Nov. 18	vs. Colgate (18, NR)	W 91 62
Nov. 25	vs. New Mexico ^ (18, NR)	W 84 59
Nov. 26	vs. Richmond ^ (18, NR)	W 79 65
Dec. 5	vs. Furman (14, NR) (OT)	W 81 78
Dec. 14	vs. Saint Louis @ (12, NR)	W 67 61
Dec. 19	vs. NC State (12, NR)	W 79 73
Dec. 21	vs. Lehigh (12, NR)	W 74 51
Dec. 29	vs. Lipscomb (8, NR)	W 86 59
Jan. 4	at Mississippi State (8, NR)	W 80 68
Jan. 8	vs. Vanderbilt (5, NR)	W 83 79
Jan. 11	vs. Georgia (5, NR)	W 82 60
Jan. 15	at Alabama (4, NR)	L 64 83
Jan. 18	at Florida (4, NR)	L 47 69
Jan. 22	vs. South Carolina (16, NR)	W 80 67

Jan. 25	vs. Iowa State \$ (16, NR)	W 80 76
Jan. 28	at Ole Miss (17, NR) (2OT)	W 83 82
Feb. 1	vs. Kentucky (17, 13)	W 75 66
Feb. 4	at Arkansas (11, NR) (OT)	W 79 76
Feb. 8	vs. #18 LSU (11, 18) (OT)	W 91 90
Feb. 12	vs. Alabama (11, NR) (OT)	W 95 91
Feb. 15	at Missouri (11, NR)	L 73 85
Feb. 19	at Georgia (13, NR)	L 55 65
Feb. 22	vs. Tennessee (13, NR)	W 73 66
Feb. 25	vs. Ole Miss (15, NR)	W 67 58
Feb. 29	at #8 Kentucky (15, 8)	L 66 73
Mar. 4	vs. Texas A&M (17, NR)	L 75 78
Mar. 7	vs. Tennessee (17, NR)	W 85 63

! Veterans Classic (Annapolis, Md.)
^ Legends Classic (Brooklyn, N.Y.)
@ Mike Slive Invitational (Birmingham, Ala.)
\$ Big 12/SEC Challenge (Auburn, Ala.)

*** Both the 2020 SEC and NCAA Tournaments were canceled due to COVID-19 pandemic ***

**2020 FINAL RANKINGS
ASSOCIATED PRESS & USA TODAY**

1. Kansas	1. Kansas
2. Gonzaga	2. Gonzaga
3. Dayton	3. Dayton
4. Florida State	4. Baylor
5. Baylor	5. Florida State
6. San Diego State	6. San Diego State
7. Creighton	7. Kentucky
8. Kentucky	8. Duke
9. Michigan State	T-9. Villanova
10. Villanova	T-9. Creighton
20. Auburn	20. Auburn

**2020-21
Record: 13-14, 7-11 SEC**

COACH: Bruce Pearl
Home: 8-5 | Away: 3-8 | Neutral: 2-1

RESULT		
Nov. 26	vs. Saint Joseph's ! (OT)	W 96 91
Nov. 27	vs. Gonzaga ! (NR, 1)	L 67 90
Nov. 30	at UCF	L 55 63
Dec. 4	vs. South Alabama	W 90 81
Dec. 12	vs. Memphis %	W 74 71
Dec. 15	vs. Texas Southern	W 80 63
Dec. 19	vs. Troy	W 77 41
Dec. 22	vs. Appalachian St.	W 67 53
Dec. 30	vs. Arkansas	L 85 97
Jan. 2	at Texas A&M	L 66 68
Jan. 6	at Ole Miss	L 61 72
Jan. 9	vs. Alabama	L 90 94
Jan. 13	at Georgia	W 95 77
Jan. 16	vs. Kentucky	W 66 59
Jan. 20	at Arkansas	L 73 75
Jan. 23	at South Carolina	W 109 86
Jan. 26	vs. Missouri (NR, 12)	W 88 82
Jan. 30	at Baylor \$ (NR, 2)	L 72 84
Feb. 2	vs. Georgia	L 86 91
Feb. 6	vs. Ole Miss (OT)	L 85 86
Feb. 9	at Vanderbilt	W 73 67
Feb. 13	at Kentucky	L 80 82
Feb. 20	at LSU	L 80 104
Feb. 23	vs. Florida	L 57 74
Feb. 27	vs. Tennessee (NR, 25)	W 77 72
Mar. 2	at Alabama (NR, 8)	L 58 70
Mar. 6	vs. Mississippi State	W 78 71

! Fort Myers Tip-Off (Fort Myers, Fla.)
% Holiday Hoopsgiving (Atlanta, Ga.)
\$ Big 12/SEC Challenge (Waco, Texas)

2021-22
Record: 28-6, 15-3 SEC

COACH: Bruce Pearl

Home: 16-0 | Away: 8-3 | Neutral: 4-3

SEC CHAMPIONS

		RESULT	
Nov. 9	vs. Morehead State (22, NR)	W	77 54
Nov. 12	vs. ULM (22, NR)	W	93 65
Nov. 19	at USF (21, NR)	W	58 52
Nov. 24	vs. UConn ! (19, 21) (2OT)	L	109 115
Nov. 25	vs. Loyola Chicago ! (19, NR)	W	62 53
Nov. 26	vs. Syracuse ! (19, NR)	W	89 68
Dec. 1	vs. UCF (20, NR)	W	85 68
Dec. 4	vs. Yale (20, NR)	W	86 64
Dec. 11	vs. Nebraska % (18, NR)	W	99 68
Dec. 14	vs. North Alabama (13, NR)	W	70 44
Dec. 18	at Saint Louis (13, NR)	W	74 70
Dec. 22	Murray State (12, NR)	W	71 58
Dec. 29	LSU (11, 16)	W	70 55
Jan. 4	at South Carolina (9, NR)	W	81 66
Jan. 8	Florida (9, NR)	W	85 73
Jan. 11	at Alabama (4, 24)	W	81 77
Jan. 15	at Ole Miss (4, NR)	W	80 71
Jan. 19	vs. Georgia (2, NR)	W	83 60
Jan. 22	vs. Kentucky (2, 12)	W	80 71
Jan. 25	at Missouri (1, NR)	W	55 54
Jan. 29	vs. Oklahoma \$ (1, NR)	W	86 68
Feb. 1	vs. Alabama (1, NR)	W	100 81
Feb. 5	at Georgia (1, NR)	W	74 72
Feb. 8	at Arkansas (1, NR) (OT)	L	76 80
Feb. 12	vs. Texas A&M (1, NR)	W	75 58
Feb. 16	vs. Vanderbilt (2, NR)	W	94 80
Feb. 19	at Florida (2, NR)	L	62 63
Feb. 23	vs. Ole Miss (3, NR)	W	77 64
Feb. 26	at Tennessee (3, 17)	L	62 67
Mar. 2	at Mississippi St. (5, NR) (OT)	W	81 68
Mar. 5	vs. South Carolina (5, NR)	W	82 71
Mar. 11	vs. Texas A&M ^ (4, NR)	L	62 67
Mar. 18	vs. Jacksonville St. @ (7, NR)	W	80 61
Mar. 20	vs. Miami (Fla.) @ (7, NR)	L	61 79

! Battle 4 Atlantis (Paradise Island, Bahamas)

% Holiday Hoopsgiving (Atlanta, Ga.)

\$ Big 12/SEC Challenge (Auburn, Ala.)

^ SEC Tournament (Tampa, Fla.)

@ NCAA First/Second Rounds (Greenville, S.C.)

2022 FINAL RANKINGS
ASSOCIATED PRESS & USA TODAY

1. Gonzaga	1. Kansas
2. Arizona	2. North Carolina
3. Kansas	3. Duke
4. Baylor	4. Villanova
5. Tennessee	5. Gonzaga
6. Villanova	6. Arizona
7. Kentucky	7. Houston
8. Auburn	8. Arkansas
9. Duke	9. Baylor
10. Purdue	10. Purdue
	14. Auburn

Numbers in parenthesis correspond to Auburn's national ranking first and opponent's national ranking second, heading into the game beginning with the 1950-51 season.



ALL-TIME RECORD VS. OPPONENTS

#WAREAGLE

	Won	Lost	First Game	Last Game
Air Force	1	1	1981	2003
Alabama	65	99	1924	2022
Alabama A&M	3	0	2007	2009
Alabama State	5	0	1990	2009
Alaska Anchorage	0	1	1990	1990
Albany YMCA	0	1	1925	1925
Appalachian State	2	0	1977	2020
Arizona	2	0	1986	2018
Arkansas	20	37	1968	2022
Arkansas-Little Rock	1	0	1996	1996
Arkansas-Pine Bluff	5	0	1996	2013
Arkansas State	0	1	1980	1980
Armstrong State	3	0	1981	1987
Athens College	2	0	1964	1972
Atlanta Athletic Club	1	13	1906	1924
Augusta Ath. Association	1	0	1909	1909
Augusta University	1	0	1987	1987
Austin Peay	4	0	1980	1987
Ball State	1	1	1993	1994
Baylor	2	5	1949	2021
Belmont	2	0	1999	2004
Bessemer Athletic Club	4	4	1908	1914
Bethune-Cookman	3	0	1998	2012
Birmingham Ath. Club*	11	17	1906	1929
Birmingham College	2	0	1918	1918
Birmingham High School	2	2	1910	1913
Birmingham-Southern	22	4	1926	1986
Birmingham YMCA	0	2	1910	1911
Boston College	2	2	1986	2016
Bradley	2	0	1988	1999
BYU	1	0	1998	1998
Buffalo	1	0	1970	1970
Butler	2	0	1975	1976
Cal State Fullerton	1	0	1983	1983
Cal State Northridge	1	0	2019	2019
Campbell	0	1	2010	2010
Camp Benning	6	4	1919	1936
Centenary	1	0	1992	1992
Centre College	0	1	1921	1921
Charleston Southern	3	0	2006	2009
Charlotte YMCA	0	1	1920	1920
Chico State	1	0	1982	1982
The Citadel	1	1	1967	1968
Clemson	15	13	1920	2015
Coastal Carolina	2	1	1995	2016
Colgate	1	0	2019	2019
College of Charleston	4	0	2003	2018
Colorado	0	3	1996	2015
Colorado State	2	2	1949	2005
Columbia	2	0	1966	1981
Columbus College	2	0	1984	1985
Columbus YMCA	3	12	1906	1924
Connecticut	1	2	1990	2021
Coppin State	1	0	1999	1999
Cornell	1	0	2017	2017
Creighton	1	1	1977	2000

	Won	Lost	First Game	Last Game
Cumberland	0	1	1913	1913
Dartmouth	1	0	1970	1970
Davidson	2	0	1952	2019
Dayton	2	4	1966	2018
Delaware	2	0	1985	2004
Denver	1	0	2002	2002
DePaul	0	1	2012	2012
Detroit	1	0	2000	2000
Duke	0	4	1964	2018
Duquesne	2	0	1990	1991
Eastern Illinois	1	0	1973	1973
Eastern Kentucky	4	1	1956	2016
Eckerd College	1	0	1981	1981
ETSU	1	0	2006	2006
Fairleigh Dickinson	1	0	1977	1977
FAU	1	0	1993	1993
Florida	90	82	1927	2022
Florida A&M	8	0	1994	2014
FIU	2	0	1983	2001
Florida Southern	2	0	1927	1929
Florida State	23	8	1959	2013
Fordham	1	0	1993	1993
Furman	5	1	1923	2019
Gardner-Webb	2	0	2005	2017
Georgetown (Ky.)	1	0	1928	1928
George Mason	1	0	2017	2017
George Washington	2	1	1980	2008
Georgia	99	96	1908	2022
Georgia Southern	8	0	1965	2019
Georgia Southwestern	1	0	2010	2010
Georgia State	6	1	1989	2016
Georgia Tech	53	61	1906	1988
Gonzaga	0	1	2020	2020
Grambling	5	0	1988	2012
Gunter Field	1	1	1945	1945
Harvard	0	1	2015	2015
Hawai'i	2	1	1998	2015
Hawai'i Hilo	1	0	1996	1996
High Point	2	0	2001	2009
Hofstra	1	0	2017	2017
Houston	1	6	1962	1983
Huntingdon	1	0	1961	1961
Illinois	0	3	1988	2013
Illinois Wesleyan	1	0	1948	1948
Indiana	0	1	1987	1987
Indiana State	1	0	2017	2017
IPFW	1	0	2012	2012
IUPUI	1	0	2009	2009
Iona	1	1	1978	1979
Iowa State	2	2	1987	2020
Jackson State	1	0	1989	1989
Jacksonville	3	2	1966	2010
Jacksonville Navy	0	2	1945	1945
Jacksonville State	14	0	1955	2022
James Madison	2	1	1992	1995
Kansas	2	0	1985	2019

	Won	Lost	First Game	Last Game
Kansas State	0	1	1994	1994
Kennesaw State	2	0	2007	2011
Kentucky	23	96	1921	2022
Kentucky Wesleyan	1	0	1986	1986
LaGrange YMCA	0	1	1929	1929
Lamar	1	0	1974	1974
Lanett Athletic Club	1	0	1935	1935
Lanett Mill	2	0	1939	1939
La Salle	1	0	1995	1995
Lehigh	1	0	2019	2019
Liberty	1	0	1995	1995
Lincoln Memorial	1	0	1992	1992
Lipscomb	2	0	2005	2019
Long Beach State	1	1	1979	2011
Louisiana College	1	0	1992	1992
Louisiana	6	3	1962	2014
Louisiana-Monroe	4	0	1995	2021
LSU	69	87	1912	2021
Louisiana Tech	5	2	1967	2004
Louisville	1	1	1986	1995
Loyola Chicago	1	0	2021	2021
Loyola New Orleans	1	0	1964	1964
Lynn University	1	0	1994	1994
Marion	3	1	1913	1917
Marquette	0	2	1995	1998
Marshall	1	0	2001	2001
Maryland-Eastern Shore	1	0	2003	2003
Maxwell Field	4	4	1945	1952
McNeese	3	0	2001	2011
Memphis	2	0	1953	2020
Mercer	16	16	1906	2016
Miami (Fla.)	1	2	1967	2022
Michigan	0	1	1993	1993
Michigan State	0	1	1990	1990
Miles College	1	0	2006	2006
Miwaukee	1	0	2014	2014
Ole Miss	79	64	1928	2022
Mississippi College	2	1	1939	2018
Mississippi State	80	70	1915	2022
Missouri	6	6	2013	2022
Missouri State	1	1	2008	2009
Mobile YMCA	1	1	1915	1926
Montana	1	0	2003	2003
Montgomery YMCA	14	3	1906	1928
Morehead State	1	0	2021	2021
Mount St. Mary's	1	0	1989	1989
MTSU	4	0	2004	2017
Murray State	6	1	1996	2021
Nashville Athletic Club	1	0	1911	1911
Navy	5	1	1960	1998
Nebraska	1	0	2021	2021
Nehi Reds	1	0	1939	1939
Newberry	1	0	1922	1922
New Mexico	2	0	2015	2019
New Mexico State	1	0	2019	2019
New Orleans	1	0	2003	2003

2022-23 AUBURN MEN'S BASKETBALL

ALL-TIME RECORD VS. OPPONENTS

	Won	Lost	First Game	Last Game
Niagara	1	0	2009	2009
Nicholls	5	1	1993	2013
Norfolk State	2	0	1995	2017
North Alabama	5	0	1959	2021
North Carolina	1	4	1922	2019
NC State	4	6	1926	2019
North Florida	3	0	2011	2018
North Texas	1	0	2003	2003
Northern Iowa	0	1	2008	2008
Northwestern	First Meeting			
Northwestern State	1	1	2013	2015
Oglethorpe	4	0	1937	1948
Ohio University	1	0	1991	1991
Ohio State	0	1	1999	1999
Oklahoma	2	1	1979	2022
Oklahoma City	0	2	1956	1968
Oklahoma State	2	2	1978	2016
Old Dominion	2	1	1971	1993
Oral Roberts	1	1	1978	1979
Oregon	1	0	2000	2000
Oregon State	1	0	2014	2014
Paratrooper Infantry 507	0	1	1943	1943
Penn	1	0	1999	1999
Pepperdine	1	1	1997	1999
Pittsburgh	0	2	2005	2006
Presbyterian	1	1	2008	2010
Providence	1	0	2000	2000
Puerto Rico-Mayaguez	2	0	1999	2002
Purdue	1	2	1985	2016
Radford	1	0	1985	1985
Rhode Island	0	1	2012	2012
Puerto Rico-Mayaguez	2	0	1999	2002
Purdue	1	2	1985	2016
Radford	1	0	1985	1985
Rhode Island	0	1	2012	2012
Rice	3	1	1956	1966
Richmond	3	1	1977	2019
Robert Morris	1	0	2000	2000
Rutgers	4	2	1968	2010
St. Bonaventure	0	1	1968	1968
St. John's	1	0	1986	1986
Saint Joseph's (Pa.)	3	0	1957	2020
Saint Louis	3	0	1970	2021
Saint Peter's	1	0	2018	2018
Samford	22	2	1926	2010
Sam Houston	0	1	2009	2009
San Diego	1	0	1987	1987
San Jose State	1	0	1988	1988
Selma YMCA	1	0	1913	1913
Seton Hall	0	1	2011	2011
Sewanee	26	1	1927	1941
Slippery Rock	1	0	1992	1992
South Alabama	8	4	1973	2020
South Carolina	29	19	1930	2022
South Carolina State	1	0	2002	2002
USF	6	1	1975	2021

	Won	Lost	First Game	Last Game
Southeastern Louisiana	4	0	1998	2008
Southern	1	0	2007	2007
USC	0	2	1973	1978
Southern College (Fla.)	2	0	1928	1929
Southern Illinois	1	0	1978	1978
SIU Edwardsville	1	0	1992	1992
SMU	0	4	1949	1976
Southern Miss	14	2	1964	2007
Spring Hill	7	1	1921	1963
Stanford	0	1	1999	1999
Stetson	3	1	1982	1986
Stony Brook	1	0	1999	1999
Syracuse	1	1	2003	2021
Talladega Ath. Club	0	1	1916	1916
Temple	2	3	1978	2017
Tennessee	44	79	1927	2022
UT Chattanooga	2	2	1927	1992
UT Martin	2	0	1988	2009
Tennessee State	2	0	2006	2013
Tennessee Tech	4	1	1981	2012
Texas	1	1	1911	1956
Texas A&M	6	13	1962	2022
Texas A&M-Corpus Christi	1	0	2008	2008
TCU	2	1	1958	2017
UTPA	1	0	2009	2009
Texas Southern	4	0	1989	2020
Texas Tech	2	2	1963	2016
Texas Wesleyan	1	0	1980	1980
Toledo	0	2	2000	2004
Towson	2	0	1981	2007
Troy	11	1	1949	2020
Tulane	33	25	1906	2009
Tulsa	2	1	1976	2014
Tuskegee	1	0	2008	2008
UAB	11	10	1983	2018
UCF	5	2	1986	2021
UNC Asheville	3	1	1998	2018
UNC Wilmington	1	1	1992	1993
UNLV	1	4	1986	2004
USC Upstate	2	0	2010	2016
Utah	1	0	1983	1983
UTEP	0	3	1974	2011
Vanderbilt	56	89	1921	2022
VCU	4	1	1975	1989
Villanova	2	2	1984	1991
Virginia	4	4	1920	2019
VMI	0	2	1920	1926
Virginia Tech	6	2	1920	1999
Wake Forest	4	3	1908	2003
Washington	1	0	2018	2018
Washington (St. Louis)	0	1	1948	1948
Washington & Lee	1	1	1920	1955
Weber State	1	0	1997	1997
West Alabama	2	0	1949	1961
West Florida	1	0	1994	1994
West Georgia	1	0	2010	2010

	Won	Lost	First Game	Last Game
West Point Athletic Club	2	0	1920	1923
West Virginia	2	2	1985	2007
Western Carolina	4	0	1974	1996
Western Kentucky	1	3	1973	2003
Western Michigan	0	1	2002	2002
Wetumpka Athletic Club	3	0	1908	1914
White's Business College	1	0	1928	1928
William & Mary	0	1	1982	1982
Winston-Salem State	1	0	2006	2006
Winthrop	5	1	1996	2017
Wisconsin	0	1	2006	2006
Wofford	6	2	1923	2006
Wyoming	1	0	1959	1959
Xavier	5	5	1963	2018
Yale	1	0	2021	2021
Youngstown State	1	0	1984	1984

* Record does not include one tie

ALL-TIME RECORD VS. CONFERENCES

WAREAGLE

2022-23 AUBURN MEN'S BASKETBALL

AMERICA EAST			
	AU	Won	Lost
Albany	0	0	0
Binghamton	0	0	0
Bryant	0	0	0
Maine	0	0	0
UMBC	0	0	0
UMass Lowell	0	0	0
New Hampshire	0	0	0
NJIT	0	0	0
Vermont	0	0	0
TOTALS	0	0	(.000)

AMERICAN ATHLETIC			
	AU	Won	Lost
Cincinnati	0	0	0
East Carolina	0	0	0
Houston	1	6	
Memphis	2	0	
SMU	0	4	
Temple	13	2	
Tulane	33	25	
Tulsa	2	1	
UCF	5	2	
USF	6	1	
Wichita State	0	0	
TOTALS	62	41	(.602)

ATLANTIC 10			
	AU	Won	Lost
Davidson	2	0	
Dayton	2	4	
Duquesne	2	0	
Fordham	1	0	
George Mason	1	0	
George Washington	2	1	
La Salle	1	0	
Loyola Chicago	1	0	
Rhode Island	0	1	
Richmond	3	1	
St. Bonaventure	0	1	
Saint Joseph's (Pa.)	3	0	
Saint Louis	3	0	
UMass	0	0	
VCU	4	1	
TOTALS	25	9	(.735)

ATLANTIC COAST			
	AU	Won	Lost
Boston College	2	2	
Clemson	15	13	
Duke	0	4	
Florida State	23	8	
Georgia Tech	53	61	
Louisville	1	1	
Miami (Fla.)	1	2	
North Carolina	1	4	
NC State	4	6	
Notre Dame	0	0	
Pittsburgh	0	2	
Syracuse	1	1	
Virginia	4	4	
Virginia Tech	6	2	
Wake Forest	4	3	
TOTALS	115	113	(.504)

ATLANTIC SUN			
	AU	Won	Lost
Austin Peay	4	0	
Bellarmine	0	0	
Central Arkansas	0	0	
Eastern Kentucky	4	1	
Florida Gulf Coast	0	0	
Jacksonville	3	2	
Jacksonville State	14	0	
Kennesaw State	2	0	
Liberty	1	0	
Lipscomb	2	0	
North Alabama	5	0	
North Florida	3	0	
Queens University	0	0	
Stetson	3	1	
TOTALS	41	4	(.911)

BIG 12			
	AU	Won	Lost
Baylor	2	5	
Iowa State	2	2	
Kansas	2	0	
Kansas State	0	1	
Oklahoma	2	1	
Oklahoma State	2	2	
Texas	1	1	
Texas Tech	2	2	
TCU	2	1	
West Virginia	2	2	
TOTALS	17	17	(.500)

BIG EAST			
	AU	Won	Lost
Butler	2	0	
Connecticut	1	2	
Creighton	1	1	
DePaul	0	1	
Georgetown	0	0	
Marquette	0	2	
Providence	1	0	
St. John's	1	0	
Seton Hall	0	1	
Villanova	2	2	
Xavier	5	5	
TOTALS	13	14	(.481)

BIG SKY			
	AU	Won	Lost
Eastern Washington	0	0	
Idaho	0	0	
Idaho State	0	0	
Montana	1	0	
Montana State	0	0	
Northern Arizona	0	0	
Northern Colorado	0	0	
Portland State	0	0	
Sacramento State	0	0	
Weber State	1	0	
TOTALS	2	0	(1.000)

BIG SOUTH			
	AU	Won	Lost
Campbell	0	1	
Charleston Southern	3	0	
Gardner-Webb	2	0	
High Point	2	0	
Longwood	0	0	
Presbyterian	0	1	
Radford	1	0	
UNC Asheville	3	1	
USC Upstate	2	0	
Winthrop	5	1	
TOTALS	18	4	(.818)

BIG TEN			
	AU	Won	Lost
Illinois	0	3	
Indiana	0	1	
Iowa	0	0	
Maryland	0	0	
Michigan	0	1	
Michigan State	0	1	
Minnesota	0	0	
Nebraska	1	0	
Northwestern	0	0	
Ohio State	0	1	
Penn State	0	0	
Purdue	1	2	
Rutgers	4	2	
Wisconsin	0	1	
TOTALS	6	12	(.333)

BIG WEST			
	AU	Won	Lost
Cal Poly	0	0	
Cal State Bakersfield	0	0	
Cal State Fullerton	1	0	
Cal State Northridge	1	0	
Hawai'i	2	1	
Long Beach State	1	1	
UC Davis	0	0	
UC Irvine	0	0	
UC Riverside	0	0	
UC San Diego	0	0	
UC Santa Barbara	0	0	
TOTALS	5	2	(.714)

COLONIAL			
	AU	Won	Lost
College of Charleston	4	0	
Delaware	2	0	
Drexel	0	0	
Elon	0	0	
Hampton	0	0	
Hofstra	1	0	
Monmouth	0	0	
North Carolina A&T	0	0	
Northeastern	0	0	
Stony Brook	1	0	
Towson	2	0	
UNC Wilmington	1	1	
William & Mary	0	1	
TOTALS	11	2	(.846)

ALL-TIME RECORD VS. CONFERENCES

CONFERENCE USA			
	AU	Won	Lost
Charlotte	0	0	0
FAU	1	0	0
Florida International	2	0	0
Louisiana Tech	5	2	0
MTSU	4	1	0
North Texas	1	0	0
Rice	3	1	0
UAB	11	10	0
UTEP	0	3	0
UTSA	0	0	0
Western Kentucky	1	3	0
TOTALS	28	20	(.583)

HORIZON			
	AU	Won	Lost
Cleveland State	0	0	0
Detroit Mercy	1	0	0
Green Bay	0	0	0
IUPUI	1	0	0
Milwaukee	1	0	0
Northern Kentucky	0	0	0
Oakland	0	0	0
Purdue Fort Wayne	0	0	0
Robert Morris	1	0	0
Wright State	0	0	0
Youngstown State	1	0	0
TOTALS	5	0	(1.000)

IVY LEAGUE			
	AU	Won	Lost
Brown	0	0	0
Columbia	2	0	0
Cornell	1	0	0
Dartmouth	1	0	0
Harvard	0	1	0
Penn	1	0	0
Princeton	0	0	0
Yale	1	0	0
TOTALS	6	1	(.857)

METRO ATLANTIC			
	AU	Won	Lost
Canisius	0	0	0
Fairfield	0	0	0
Iona	1	1	0
Manhattan	0	0	0
Marist	0	0	0
Mount St. Mary's	1	0	0
Niagara	1	0	0
Quinnipiac	0	0	0
Rider	0	0	0
Saint Peter's	1	0	0
Siena	0	0	0
TOTALS	4	1	(.800)

MID-AMERICAN			
	AU	Won	Lost
Akron	0	0	0
Ball State	1	1	0
Bowling Green	0	0	0
Buffalo	1	0	0
Central Michigan	0	0	0
Eastern Michigan	0	0	0
Kent State	0	0	0
Miami (Ohio)	0	0	0
Northern Illinois	0	0	0
Ohio	1	0	0
Toledo	0	2	0
Western Michigan	0	1	0
TOTALS	3	4	(.429)

MID-EASTERN ATHLETIC			
	AU	Won	Lost
Coppin State	1	0	0
Delaware State	0	0	0
Howard	0	0	0
Maryland-Eastern Shore	1	0	0
Morgan State	0	0	0
Norfolk State	2	0	0
North Carolina Central	0	0	0
South Carolina State	1	0	0
TOTALS	5	0	(1.000)

MISSOURI VALLEY			
	AU	Won	Lost
Belmont	2	0	0
Bradley	2	0	0
Drake	0	0	0
Evansville	0	0	0
Illinois State	0	0	0
Indiana State	1	0	0
Missouri State	1	1	0
Murray State	6	1	0
Northern Iowa	0	1	0
Southern Illinois	1	0	0
UIC	0	0	0
Valparaiso	0	0	0
TOTALS	13	3	(.813)

MOUNTAIN WEST			
	AU	Won	Lost
Air Force	1	1	0
Boise State	0	0	0
Colorado State	2	2	0
Fresno State	0	0	0
Nevada	0	0	0
New Mexico	2	0	0
San Diego State	0	0	0
San Jose State	1	0	0
UNLV	1	4	0
Utah State	0	0	0
Wyoming	1	0	0
TOTALS	8	7	(.533)

NORTHEAST			
	AU	Won	Lost
Central Connecticut State	0	0	0
Fairleigh Dickinson	1	0	0
Long Island	0	0	0
Merrimack	0	0	0
Sacred Heart	0	0	0
St. Francis Brooklyn	0	0	0
St. Francis (Pa.)	0	0	0
Stonehill	0	0	0
Wagner	0	0	0
TOTALS	1	0	(1.000)

OHIO VALLEY			
	AU	Won	Lost
Arkansas-Little Rock	1	0	0
Eastern Illinois	1	0	0
Lindenwood	0	0	0
Morehead State	1	0	0
SIU-Edwardsville	1	0	0
Southeast Missouri	0	0	0
Southern Indiana	0	0	0
Tennessee State	1	0	0
Tennessee Tech	4	1	0
UT Martin	2	0	0
TOTALS	11	1	(.917)

PACIFIC-12			
	AU	Won	Lost
Arizona	2	0	0
Arizona State	0	0	0
Cal	0	0	0
Colorado	0	3	0
Oregon	1	0	0
Oregon State	1	0	0
Stanford	0	1	0
UCLA	0	0	0
USC	0	2	0
Utah	1	0	0
Washington	1	0	0
Washington State	0	0	0
TOTALS	6	6	(.500)

PATRIOT LEAGUE			
	AU	Won	Lost
American	0	0	0
Army	0	0	0
Boston University	0	0	0
Bucknell	0	0	0
Colgate	1	0	0
Holy Cross	0	0	0
Lafayette	0	0	0
Lehigh	1	0	0
Loyola (Md.)	0	0	0
Navy	5	1	0
TOTALS	7	1	(.875)

SOUTHEASTERN

	AU	Won	Lost
Alabama	65	99	
Arkansas	20	37	
Florida	90	82	
Georgia	99	96	
Kentucky	23	96	
LSU	69	87	
Mississippi State	80	70	
Missouri	6	6	
Ole Miss	79	64	
South Carolina	29	19	
Tennessee	44	79	
Texas A&M	6	13	
Vanderbilt	56	89	
TOTALS	666	837	(.443)

SOUTHERN

	AU	Won	Lost
The Citadel	1	1	
Chattanooga	2	2	
ETSU	1	0	
Furman	5	1	
Mercer	16	16	
Samford	22	2	
UNCG	0	0	
VMI	0	2	
Western Carolina	4	0	
Wofford	6	2	
TOTALS	57	26	(.687)

SOUTHLAND

	AU	Won	Lost
Houston Christian	0	0	
Incarnate Word	0	0	
Lamar	1	0	
McNeese	3	0	
New Orleans	1	0	
Nicholls	5	1	
Northwestern State	1	1	
Southeastern Louisiana	4	0	
Texas A&M-Commerce	0	0	
Texas A&M-Corpus Christi	1	0	
TOTALS	16	2	(.889)

SOUTHWESTERN ATHLETIC

	AU	Won	Lost
Alabama A&M	3	0	
Alabama State	5	0	
Alcorn State	0	0	
Arkansas-Pine Bluff	5	0	
Bethune-Cookman	3	0	
Florida A&M	8	0	
Grambling	5	0	
Jackson State	1	0	
Mississippi Valley State	0	0	
Prairie View A&M	0	0	
Southern	1	0	
Texas Southern	4	0	
TOTALS	35	0	(1.000)

SUMMIT LEAGUE

	AU	Won	Lost
Denver	1	0	
Kansas City	0	0	
North Dakota	0	0	
North Dakota State	0	0	
Omaha	0	0	
Oral Roberts	1	1	
South Dakota	0	0	
South Dakota State	0	0	
St. Thomas	0	0	
Western Illinois	0	0	
TOTALS	2	1	(.667)

SUN BELT

	AU	Won	Lost
Appalachian State	2	0	
Arkansas State	0	1	
Coastal Carolina	2	1	
Georgia Southern	8	0	
Georgia State	6	1	
James Madison	2	1	
Louisiana	6	3	
ULM	4	0	
Marshall	1	0	
Old Dominion	2	1	
South Alabama	8	4	
Southern Miss	14	2	
Texas State	0	0	
Troy	11	1	
TOTALS	66	15	(.815)

WEST COAST

	AU	Won	Lost
BYU	1	0	
Gonzaga	0	0	
Loyola Marymount	0	0	
Pacific	0	0	
Pepperdine	1	1	
Portland	0	0	
Saint Mary's	0	0	
San Diego	1	0	
San Francisco	0	0	
Santa Clara	0	0	
TOTALS	3	1	(.750)

WESTERN ATHLETIC

	AU	Won	Lost
Abilene Christian	0	0	
Cal Baptist	0	0	
Grand Canyon	0	0	
New Mexico State	1	0	
Sam Houston	0	1	
Seattle U	0	0	
Southern Utah	0	0	
Stephen F. Austin	0	0	
Tarleton	0	0	
UT Arlington	0	0	
UT Rio Grande Valley	0	0	
Utah Tech	0	0	
Utah Valley	0	0	
TOTALS	1	1	(.500)

INDEPENDENTS

	AU	Won	Lost
Chicago State	0	0	
Hartford	0	0	
TOTALS	0	0	(.000)

NOTE: All conferences based on current alignment and
W-L records based on when schools moved to NCAA
Division I and not previous classification status

SERIES HISTORY

AIR FORCE (1-1)

Dec. 29, 1980	TOL	L (OT)	46	48
Dec. 7, 2003	H	W	68	49

TOL—Toledo, Ohio

ALABAMA (65-99)

Mar. 1, 1924	ATL%	L	19	40
Feb. 28, 1941	LOU*	L	16	38
Dec. 21, 1948	BHAM	L	45	46
Jan. 5, 1949	H	L	38	45
Jan. 27, 1949	A	L	37	39
Dec. 20, 1949	H	W	45	40
Jan. 28, 1950	A	W	66	58
Feb. 18, 1950	H	W	67	58
Dec. 19, 1950	A	L	46	70
Jan. 18, 1951	H	L	64	65
Feb. 10, 1951	A	L	44	63
Feb. 2, 1952	H	L	60	62
Feb. 23, 1952	A	L	50	63
Feb. 28, 1952	LOU*	L	49	63
Jan. 17, 1953	A	L	51	61
Feb. 28, 1953	H	W	78	73
Dec. 19, 1953	BHAM	L	62	70
Jan. 16, 1954	A	L	58	70
Mar. 5, 1954	H	L	55	57
Jan. 15, 1955	MONT	L	78	99
Mar. 5, 1955	MONT	L	80	84
Jan. 14, 1956	MONT	L	77	86
Mar. 2, 1956	MONT	L	82	93
Jan. 19, 1957	MONT	W (OT)	92	88
Mar. 1, 1957	MONT	L (2OT)	79	81
Jan. 18, 1958	MONT	L	65	83
Mar. 1, 1958	MONT	W	67	65
Dec. 20, 1958	BHAM	W	79	60
Jan. 17, 1959	MONT	W	57	55
Feb. 28, 1959	MONT	W	69	50
Dec. 19, 1959	BHAM	W	59	52
Jan. 16, 1960	MONT	W	69	66
Feb. 27, 1960	MONT	W (OT)	63	61
Dec. 17, 1960	BHAM	W	74	62
Jan. 28, 1961	MONT	L (OT)	66	71
Mar. 4, 1961	MONT	W	80	69
Jan. 20, 1962	MONT	W	60	50
Mar. 4, 1962	MONT	W	62	49
Jan. 19, 1963	MONT	W (OT)	81	78
Mar. 2, 1963	MONT	W (OT)	74	67
Jan. 18, 1964	MONT	L	72	86
Feb. 29, 1964	MONT	W	83	76
Jan. 16, 1965	MONT	W	93	68
Mar. 6, 1965	MONT	W	80	60
Jan. 22, 1966	MONT	W	90	71
Mar. 5, 1966	MONT	L	83	88
Feb. 11, 1967	MONT	W	66	63
Mar. 3, 1967	MONT	W (OT)	99	96
Feb. 10, 1968	A	L	63	64
Mar. 2, 1968	H	W	73	69
Jan. 15, 1969	H	W	78	63
Feb. 17, 1969	A	W	60	53
Jan. 12, 1970	A	W	86	77
Feb. 14, 1970	H	W	121	78
Jan. 11, 1971	H	W	83	72
Feb. 13, 1971	A	W	92	76
Jan. 22, 1972	A	L	66	89
Feb. 19, 1972	H	L	78	79
Jan. 20, 1973	H	L	64	76
Feb. 17, 1973	A	L	75	87
Feb. 2, 1974	H	L	64	73
Mar. 4, 1974	A	L	84	97
Feb. 1, 1975	A	L	53	77
Mar. 8, 1975	H	W	76	70
Jan. 10, 1976	H	L	62	63
Feb. 7, 1976	A	L	75	86

Jan. 3, 1977	H	L	71	74
Mar. 5, 1977	A	L	77	81
Jan. 28, 1978	H	L	74	81
Feb. 25, 1978	A	L	86	89
Jan. 20, 1979	H	L	76	83
Feb. 17, 1979	A	L	73	80
Jan. 23, 1980	H	L (OT)	46	50
Feb. 20, 1980	A	L	47	59
Jan. 28, 1981	A	L	73	83
Feb. 25, 1981	H	W	56	54
Jan. 27, 1982	H	L	65	67
Feb. 24, 1982	A	L	72	74
Jan. 5, 1983	H	W	91	80
Mar. 6, 1983	A	L	78	86
Mar. 10, 1983	BHAM*	L	61	62
Jan. 5, 1984	A	W	91	86
Mar. 3, 1984	H	W	83	70
Jan. 16, 1985	H	L	55	60
Feb. 16, 1985	A	L (2OT)	72	74
Mar. 9, 1985	BHAM*	W (OT)	53	49
Jan. 16, 1986	A	L	56	60
Feb. 15, 1986	H	W	71	69
Jan. 22, 1987	A	L	82	88
Feb. 21, 1987	H	L	75	77
Mar. 7, 1987	ATL*	L	68	87
Jan. 27, 1988	H	W	84	74
Feb. 27, 1988	A	L	77	82
Jan. 28, 1989	H	L	64	67
Mar. 2, 1989	A	L	58	74
Jan. 27, 1990	A	L	59	78
Feb. 28, 1990	H	L	65	80
Mar. 10, 1990	ORL*	L	71	87
Jan. 3, 1991	H	L	56	68
Feb. 2, 1991	A	L	80	88
Mar. 9, 1991	NASH*	L	59	77
Jan. 18, 1992	H	W	81	63
Mar. 7, 1992	A	L	80	82
Jan. 27, 1993	A	L	78	81
Mar. 3, 1993	H	W	78	70
Jan. 25, 1994	H	L	69	74
Mar. 5, 1994	A	L	68	83
Mar. 11, 1994	MEM*	L	55	83
Feb. 1, 1995	A	L	63	65
Feb. 18, 1995	H	L	73	86
Jan. 10, 1996	A	L	65	72
Feb. 14, 1996	H	L	72	75
Jan. 28, 1997	H	W	72	62
Feb. 22, 1997	A	L	50	55
Jan. 18, 1998	H	W	94	40
Feb. 4, 1998	A	L	62	76
Jan. 23, 1999	A	W	73	58
Feb. 13, 1999	H	W	102	61
Mar. 5, 1999	ATL*	W	93	61
Feb. 2, 2000	H	W	77	63
Feb. 22, 2000	A	L	64	68
Jan. 27, 2001	A	L	80	81
Feb. 21, 2001	H	W (OT)	72	69
Jan. 12, 2002	H	W	59	56
Feb. 27, 2002	A	L	68	73
Jan. 18, 2003	H	W	77	68
Feb. 15, 2003	A	L	68	84
Jan. 17, 2004	A	L	46	69
Feb. 24, 2004	H	L	71	72
Jan. 26, 2005	H	L	55	60
Mar. 2, 2005	A	L	53	94
Jan. 11, 2006	H	L	52	56
Mar. 1, 2006	A	L	61	71
Jan. 23, 2007	H	W	81	57
Feb. 24, 2007	A	W	86	77
Jan. 26, 2008	A	L	77	97
Feb. 24, 2008	H	W	88	76
Jan. 17, 2009	H	W	85	71
Mar. 3, 2009	A	W	77	73
Jan. 30, 2010	H	W	58	57
Mar. 6, 2010	A	L	61	73
Jan. 22, 2011	H	L	58	68

Feb. 23, 2011	A	L	49	51
Feb. 7, 2012	H	L	50	68
Feb. 29, 2012	A	L	49	55
Feb. 6, 2013	H	W	49	37
Feb. 26, 2013	A	L	43	61
Jan. 30, 2014	H	W	74	55
Mar. 1, 2014	A	L	57	73
Jan. 24, 2015	A	L	55	57
Feb. 17, 2015	H	L	68	79
Jan. 19, 2016	H	W	83	77
Feb. 27, 2016	A	L	57	65
Jan. 21, 2017	H	W	84	64
Feb. 4, 2017	A	W	82	77
Jan. 17, 2018	A	L	71	76
Feb. 21, 2018	H	W	90	71
Mar. 9, 2018	STL*	L	63	81
Feb. 2, 2019	H	W	84	63
Mar. 5, 2019	A	W	66	60
Jan. 15, 2020	A	L	64	83
Feb. 12, 2020	H	W (OT)	95	91
Jan. 9, 2021	H	L	90	94
Mar. 2, 2021	A	L	58	70
Jan. 11, 2022	A	W	81	77
Feb. 1, 2022	H	W	100	81

%Southern Conference Tournament; *SEC Tournament; ATL—Atlanta, Ga.; BHAM—Birmingham, Ala.; LOU—Louisville, Ky.; MONT—Montgomery, Ala.; NASH—Nashville, Tenn.; ORL—Orlando, Fla.; MEM—Memphis, Tenn.; STL—St. Louis, Mo.

SERIES NOTES

All Games at Auburn: Auburn leads 33-29
All Games at Neville Arena: Auburn leads 7-4 ##
All Games at BEMC: Auburn leads 22-21
All Games at Alabama: Alabama leads 51-10 ##
All Games at Coleman Coliseum: UA leads 44-9 ##
Bruce Pearl vs. Alabama: 12-10 ##
Nate Oats vs. Auburn: 3-3
All Games at Neutral Sites: Auburn leads 22-20
All Games at Birmingham: Auburn leads 4-3
All Games at Montgomery: Auburn leads 17-9
SoCon Tournament Games: Alabama leads 1-0
SEC Tournament Games: Alabama leads 8-2
Current Series Streak: 2 by Auburn
Longest Auburn Streak: 8 ('57-'58/'60-'61)
Longest Alabama Streak: 11 ('75-'76/'80-'81)

Bold Italic - wins vacated by NCAA Committee on Infractions (Auburn during the 2016-17 season)

ALABAMA A&M (3-0)

Dec. 22, 2007	H	W	67	56
Dec. 29, 2008	H	W	82	40
Dec. 1, 2009	A	W	87	52

ALABAMA STATE (5-0)

Dec. 11, 1989	H	W	98	79
Dec. 17, 1994	H	W	102	62
Nov. 16, 2007	A	W	63	60
Dec. 22, 2008	H	W	77	72
Dec. 22, 2009	H	W	94	78

ALASKA ANCHORAGE (0-1)

Nov. 26, 1989	A	L	94	109
---------------	---	---	----	-----

ALBANY YMCA (0-1)

Dec. 19, 1924		L	21	28
---------------	--	---	----	----

APPALACHIAN STATE (2-0)

Nov. 29, 1976	H	W	84	61
Dec. 22, 2020	H	W	67	53

ARIZONA (2-0)

Mar. 14, 1986	LB*	W	73	63
Nov. 21, 2018	MAUI	W	73	57

*NCAA Tournament; LB—Long Beach, Calif.; MAUI—Maui, Hawai'i

ARKANSAS (20-37)

Dec. 27, 1967	OKC	W	65	58
Jan. 4, 1992	A	L	92	110
Feb. 26, 1992	H	L	74	82
Jan. 23, 1993	A	W	100	89
Mar. 6, 1993	H	W	81	80
Jan. 15, 1994	H	L	105	117
Feb. 26, 1994	A	L	81	91
Jan. 14, 1995	H	W	104	90
Mar. 4, 1995	A	L	66	68
Jan. 6, 1996	H	W	101	76
Feb. 17, 1996	A	L	77	87
Jan. 8, 1997	H	L	55	56
Feb. 11, 1997	A	L	42	75
Jan. 21, 1998	H	L	65	79
Feb. 21, 1998	A	L	83	107
Jan. 6, 1999	H	W	83	66
Feb. 24, 1999	A	L	88	104
Feb. 5, 2000	H	W	73	55
Mar. 5, 2000	A	L	55	64
Mar. 12, 2000	ATL*	L	67	75
Jan. 17, 2001	A	L	72	82
Feb. 14, 2001	H	W	71	63
Jan. 5, 2002	H	L	77	83
Feb. 2, 2002	A	L	60	62
Jan. 11, 2003	A	W	52	37
Mar. 5, 2003	H	W	69	54
Jan. 21, 2004	H	W	70	63
Feb. 4, 2004	A	L	52	74
Jan. 22, 2005	A	L	59	95
Mar. 5, 2005	H	W	77	64
Jan. 21, 2006	H	L	52	68
Feb. 11, 2006	A	L	64	84
Feb. 7, 2007	A	L	57	65
Feb. 21, 2007	H	W	67	59
Jan. 10, 2008	H	L	70	76
Mar. 8, 2008	A	L	64	77
Jan. 24, 2009	A	W	73	51
Feb. 11, 2009	H	W	75	62
Feb. 6, 2010	A	L (OT)	79	82
Feb. 20, 2010	H	W	92	83
Jan. 25, 2011	A	L	64	73
Feb. 26, 2011	H	L	55	57
Jan. 25, 2012	A	L	53	56
Feb. 25, 2012	H	L	71	77
Jan. 16, 2013	A	L (2OT)	80	88
Feb. 13, 2013	H	L	75	83
Jan. 25, 2014	A	L	67	86
Feb. 10, 2015	H	L	87	101
Feb. 17, 2016	A	W	90	86
Feb. 25, 2017	H	L	68	79
Jan. 6, 2018	H	W	88	77
Feb. 27, 2018	A	L	82	91
Feb. 20, 2019	H	W	79	56
Feb. 4, 2020	A	W (OT)	79	76
Dec. 30, 2020	H	L	85	97
Jan. 20, 2021	A	L	73	75
Feb. 8, 2022	A	L (OT)	76	80

*SEC Tournament; OKC—Oklahoma City, Okla.; ATL—Atlanta, Ga.

SERIES NOTES

- All Games at Auburn: Auburn leads 14-13
- All Games at Neville Arena: Arkansas leads 6-2
- All Games at BEMC: Auburn leads 12-7
- All Games at Arkansas: Arkansas leads 22-5
- All Games at Bud Walton Arena: UA leads 22-4
- Bruce Pearl vs. Arkansas: 9-9

Eric Musselman vs. Auburn: 3-1
All Games at Neutral Sites: Series Tied 1-1
SEC Tournament Games: Arkansas leads 1-0
Current Series Streak: 3 by Arkansas
Longest Auburn Streak: 3 ('02-'03/'03-'04)
Longest Arkansas Streak: 8 ('11-'15)

ARKANSAS-LITTLE ROCK (1-0)

Dec. 5, 1996	H	W	75	63
--------------	---	---	----	----

ARKANSAS-PINE BLUFF (5-0)

Nov. 25, 1996	H	W	89	56
Nov. 21, 1999	H	W	100	44
Dec. 4, 2010	H	W	76	72
Nov. 28, 2011	H	W	72	59
Dec. 30, 2013	H	W	91	59

ARKANSAS STATE (0-1)

Dec. 7, 1979	COL	L (OT)	62	69
--------------	-----	--------	----	----

COL—Columbia, Mo.

ARMSTRONG STATE (3-0)

Dec. 6, 1980	H	W	79	70
Dec. 3, 1984	H	W	80	47
Dec. 1, 1986	H	W	94	54

ATHENS COLLEGE (2-0)

Dec. 27, 1963	H	W	83	51
Dec. 4, 1971	H	W	95	71

ATLANTA ATHLETIC CLUB (1-13)

Feb. 16, 1906	A	W	28	17
1909-10	A	L	23	44
1911-12		L	22	60
Jan. 11, 1913	A	L	30	62
Jan. 10, 1914	A	L	20	70
Jan. 18, 1915	A	L	29	43
1914-15	A	L	18	76
1918-19	A	L	23	40
1918-19		L	26	36
1919-20	A	L	19	57
1919-20	H	L	24	44
Jan. 15, 1921	A	L	17	42
Jan. 14, 1922	A	L	12	42
Jan. 12, 1924		L	22	31

AUGUSTA ATHLETIC ASSOCIATION (1-0)

Jan. 27, 1909	H	W	37	9
---------------	---	---	----	---

AUGUSTA UNIVERSITY (1-0)

Dec. 18, 1986	H	W	89	66
---------------	---	---	----	----

AUSTIN PEAY (4-0)

Dec. 18, 1979	BHAM	W	65	61
Dec. 20, 1980	A	W	52	51
Dec. 5, 1981	H	W	67	56
Dec. 11, 1986	H	W	1155	93

BHAM—Birmingham, Ala.

BALL STATE (1-1)

Dec. 7, 1993	H	W	92	87
Dec. 3, 1994	A	L	74	82

BAYLOR (2-5)

Dec. 27, 1948	OKC	L	44	59
Dec. 20, 1957	A	L	53	62
Dec. 6, 1958	H	W	71	60
Dec. 9, 1995	A	W	83	64

Dec. 14, 1996	H	L	63	68
Mar. 24, 2009	H+	L	72	74
Jan. 30, 2021	A	L	72	84

+National Invitational Tournament; OKC—Oklahoma City, Okla.

BELMONT (2-0)

Dec. 1, 1999	H	W	65	56
Dec. 30, 2004	H	W	73	69

BESSEMER ATHLETIC CLUB (4-4)

Feb. 16, 1908	A	W	34	13
Jan. 16, 1909	H	L	14	17
1909-10	H	W	26	18
1909-10	A	W	23	10
1910-11		W	28	24
1911-12		L	19	20
Feb. 5, 1913	A	L	9	31
Jan. 30, 1914	A	L	27	68

BETHUNE-COOKMAN (3-0)

Dec. 29, 1998	H	W	99	46
Nov. 25, 2008	H	W	61	46
Jan. 2, 2012	H	W	67	41

BIRMINGHAM ATHLETIC CLUB (11-17-1)

Mar. 16, 1906	A	T	14	14
Feb. 16, 1907	A	L	23	29
1906-07		L	20	21
Feb. 8, 1908		W	26	14
Feb. 15, 1908		L	21	25
1909-10	A	L	31	33
1909-10	H	W	31	19
1909-10	A	W	26	19
1910-11		L	19	53
1911-12		L	26	35
1911-12		L	9	27
Feb. 6, 1913	A	L	12	35
Jan. 23, 1914	H	L	19	42
Jan. 20, 1918		L	19	27
Feb. 12, 1919		L	22	38
1919-20	H	W	27	21
1919-20	A	W	25	20
Feb. 12, 1921	A	L	34	39
Feb. 4, 1922	A	W	29	44
Feb. 18, 1922	H	W	34	21
1922-23		W	31	17
1922-23		L	19	42
Jan. 19, 1924		W	44	23
Feb. 16, 1924		L (OT)	32	36
Feb. 14, 1925		L	25	35
Jan. 23, 1926	A	L	27	44
Feb. 13, 1926	H	W	39	32
1928-29	H	W	37	34
1928-29	A	L	20	38

BIRMINGHAM COLLEGE (2-0)

1917-18		W	27	24
1917-18		W	19	11

BIRMINGHAM HIGH SCHOOL (2-2)

1909-10	H	W	29	16
1910-11		L	21	28
1911-12		W	31	8
Feb. 7, 1913	A	L	24	34

BIRMINGHAM-SOUTHERN (22-4)

1925-26	A	W	32	17
Jan. 8, 1932	A	W	41	23
Jan. 20, 1933	A	L	33	50
Jan. 26, 1934	H	L	22	39
Jan. 26, 1935	H	L	20	37
Feb. 2, 1935	A	L	40	46
Jan. 24, 1936	A	W	26	17

Feb. 28, 1936	N	W	41	22
Jan. 30, 1937	A	W	39	22
Jan. 19, 1938	A	W	49	39
Feb. 18, 1938	A			
Jan. 28, 1939	H	W	50	17
Feb. 11, 1939	H	W	52	35
Dec. 4, 1948	A	W	40	32
Dec. 1, 1949	H	W	79	49
Jan. 4, 1950	A	W	70	48
Nov. 30, 1950	A	W	57	56
Dec. 6, 1950	H	W	69	57
Nov. 29, 1951	A	W	65	59
Dec. 15, 1951	H	W	79	46
Dec. 13, 1952	A	W	87	61
Jan. 6, 1953	H	W	84	59
Dec. 1, 1953	H	W	81	50
Dec. 4, 1953	A	W	93	66
Dec. 4, 1954	H	W	90	77
Dec. 3, 1955	H	W	81	64
Nov. 26, 1985	H	W	61	51

BIRMINGHAM YMCA (0-2)

1909-10	A	L	12	23
1910-11		L	27	30

BOSTON COLLEGE (2-2)

Dec. 23, 1985	ORL	W	89	85
Nov. 21, 2012	A	L	49	50
Dec. 22, 2013	H	W	77	67
Dec. 12, 2016	NY	L	71	72

ORL—Orlando, Fla.; NY—New York, N.Y.

BRADLEY (2-0)

Mar. 17, 1988	ATL*	W	90	86
Dec. 16, 1999	MOB	W	78	64

*NCAA Tournament; ATL—Atlanta, Ga.; MOB—Mobile, Ala.

BYU (1-0)

Nov. 23, 1998	H	W	62	43
---------------	---	---	----	----

BUFFALO (1-0)

Dec. 27, 1969	BHAM	W	84	61
---------------	------	---	----	----

BHAM—Birmingham, Ala.

BUTLER (2-0)

Dec. 7, 1974	A	W	74	71
Dec. 1, 1975	H	W	80	69

CAL STATE FULLERTON (1-0)

Dec. 28, 1982	SLC	W	69	60
---------------	-----	---	----	----

SLC—Salt Lake City, Utah

CAL STATE NORTHRIDGE (1-0)

Nov. 15, 2019	H	W	116	70
---------------	---	---	-----	----

CAMPBELL (0-1)

Nov. 20, 2010	H	L	54	61
---------------	---	---	----	----

CAMP BENNING (6-4)

Jan. 25, 1919	H	W	68	9
Jan. 17, 1921	A	L	11	19
Feb. 14, 1922	H	L	17	30
1922-23		W	24	19
Jan. 16, 1924		W	42	18
Jan. 13, 1925	H	L	27	36
Feb. 12, 1925	A	W	38	36

1928-29	H	W	40	38
1928-29	A	L	37	43
1930-31		W	54	13

CENTENARY (1-0)

Dec. 21, 1992	H	W	86	61
---------------	---	---	----	----

CENTRE COLLEGE (0-1)

Jan. 31, 1921	A	L	24	42
---------------	---	---	----	----

CHARLESTON SOUTHERN (3-0)

Dec. 30, 2006	H	W	69	53
Nov. 19, 2007	A1	W	89	59
Dec. 29, 2009	H	W	77	62

A1—North Charleston (S.C.) Coliseum

CHARLOTTE YMCA (0-1)

1919-20	A	L	30	36
---------	---	---	----	----

CHICO STATE (1-0)

Dec. 21, 1981	H	W	104	61
---------------	---	---	-----	----

THE CITADEL (1-1)

Dec. 1, 1966	A	W	105	83
Dec. 1, 1967	H	L	70	73

CLEMSON (15-13)

1919-20	A	W	60	12
Mar. 3, 1921	ATL%	W	45	25
Jan. 21, 1922	H	W	32	19
1922-23		L	19	24
Feb. 3, 1927	H	W	45	26
Feb. 4, 1927	H	W	45	23
Jan. 18, 1928	H	W	56	26
Jan. 19, 1928	H	W	30	23
Feb. 27, 1928	ATL%	W	27	26
Feb. 1, 1929	A	L	20	46
Jan. 10, 1930	H	L	31	39
Jan. 10, 1931	H	W	44	20
Jan. 26, 1931	A	L	33	37
1935-36	H	L	23	33
1935-36	H	L	18	31
Feb. 15, 1937		W	41	33
Feb. 16, 1937		W	33	26
Dec. 17, 1956	CHAR	W	89	64
Dec. 27, 1964	GRE	L	65	77
Dec. 21, 1968	BHAM	W	92	72
Dec. 4, 1969	A	W	61	60
Dec. 30, 1971	GREEN	L	67	77
Nov. 30, 1973	A	L	72	87
Dec. 27, 1974	MIN	L	59	63
Mar. 18, 1993	A+	L	72	84
Dec. 19, 2013	H	W	66	64
Dec. 14, 2014	A	L	61	72
Mar. 18, 2018	SD*	L	53	84

%Southern Conference Tournament; +National Invitation Tournament; *NCAA Tournament; ATL—Atlanta, Ga.; CHAR—Charlotte, N.C.; GREEN—Greenville, S.C.; BHAM—Birmingham, Ala.; MIN—Minneapolis, Minn.; SD—San Diego, Calif.

COASTAL CAROLINA (2-1)

Dec. 17, 1995	H	W	82	66
Dec. 5, 2014	H	L	54	58
Dec. 2, 2015	A	W	81	78
Dec. 15, 2016	H	W	117	72

Bold Italic - wins vacated by NCAA Committee on Infractions (Auburn during the 2016-17 season)

COLGATE (1-0)

Nov. 18, 2019	H	W	91	62
---------------	---	---	----	----

COLLEGE OF CHARLESTON (4-0)

Nov. 17, 2003	H	W	66	62
Dec. 7, 2004	A	W	76	61
Nov. 16, 2012	A	W	55	51
Mar. 16, 2018	SD*	W	62	58

*NCAA Tournament; SD—San Diego, Calif.

COLORADO (0-3)

Nov. 29, 1996	HILO	L (OT)	72	78
Nov. 17, 2014	A	L	59	90
Nov. 17, 2015	H	L	84	91

HILO—Hilo, Hawai'i

COLORADO STATE (2-2)

Dec. 28, 1948	OKC	L	41	46
Dec. 1, 2003	H	W	84	54
Nov. 30, 2004	H	W (OT)	79	76
Nov. 28, 2005	A	L	67	77

OKC—Oklahoma City, Okla.

COLUMBIA (2-0)

Dec. 20, 1965	TAM	W (OT)	76	75
Dec. 30, 1980	TOL	W	63	55

TAM—Tampa, Fla.; TOL—Toledo, Ohio

COLUMBUS COLLEGE (2-0)

Nov. 28, 1983	H	W	58	54
Nov. 26, 1984	H	W	91	56

COLUMBUS YMCA (3-12)

Feb. 7, 1906	H	L	16	18
Feb. 14, 1907	H	W (OT)	29	27
Feb. 26, 1907	A	W	16	11
1907-08		L	32	37
Mar. 2, 1908	H	L	19	33
Jan. 8, 1909	H	L	14	41
1909-10	A	L	8	44
1909-10	H	L	16	42
1910-11		L	33	45
1911-12		L	12	19
1912-13	H	L	13	77
Jan. 9, 1914	A	L	3	74
Feb. 14, 1914	H	L	11	41
Feb. 27, 1915	A	L	29	51
Jan. 8, 1924		W	36	19

CONNECTICUT (1-2)

Nov. 25, 1989	ANCH	L	81	95
Dec. 23, 2016	HART	W (OT)	70	67
Dec. 23, 2017	H	W	89	64
Nov. 24, 2021	BAHA	L (OT)	109	115

ANCH—Anchorage, Alaska; HART—Hartford, Conn.; BAHA—Paradise Island, Bahamas

Bold Italic - wins vacated by NCAA Committee on Infractions (Auburn during the 2016-17 season)

COPPIN STATE (1-0)

Dec. 13, 1999	H	W	63	35
---------------	---	---	----	----

CORNELL (1-0)

Dec. 30, 2017	H	W	98	77
---------------	---	---	----	----

CREIGHTON (1-1)

Dec. 28, 1976	LOU	L	76	81
Mar. 16, 2000	MINN*	W	72	69

*NCAA Tournament; LOU—Louisville, Ky.; MINN—Minneapolis, Minn.

CUMBERLAND (0-1)

Jan. 23, 1913	H	L	19	35
---------------	---	---	----	----

DARTMOUTH (1-0)

Dec. 20, 1969	NASH	W	85	76
---------------	------	---	----	----

NASH—Nashville, Tenn.

DAVIDSON (2-0)

Dec. 28, 1951	CHAR	W	66	59
Nov. 8, 2019	ANN	W	76	66

CHAR—Charlotte, N.C.; ANN—Annapolis, Md.

DAYTON (2-4)

Dec. 29, 1965	NO	L	71	85
Dec. 18, 1972	A	L	63	106
Nov. 28, 2008	HE	L (OT)	59	60
Nov. 18, 2012	CHAR	L	63	73
Nov. 29, 2017	A	W	73	60
Dec. 8, 2018	H	W	82	72

NO—New-Orleans, La.; HE—Hoffman Estates, Ill.; CHAR—Charleston, S.C.

DELAWARE (2-0)

Dec. 22, 1984	CHAT	W	95	63
Dec. 20, 2004	CARO	W	74	46

CHAT—Chattanooga, Tenn.; CARO—Carolina, Puerto Rico

DENVER (1-0)

Dec. 21, 2002	CAG	W	63	58
---------------	-----	---	----	----

CAG—Caguas, Puerto Rico

DEPAUL (0-1)

Nov. 30, 2012	H	L	76	80
---------------	---	---	----	----

DETROIT (1-0)

Dec. 9, 2000	BHAM	W	75	72
--------------	------	---	----	----

BHAM—Birmingham, Ala.

DUKE (0-4)

Dec. 30, 1963	NO	L	67	84
Dec. 26, 1975	A	L	74	85
Dec. 30, 1981	A	L	71	72
Nov. 20, 2018	MAUI	L	72	78

NO—New Orleans, La.; MAUI—Maui, Hawai'i

DUQUESNE (2-0)

Dec. 9, 1989	BHAM	W	79	74
Dec. 13, 1990	A	W	75	71

BHAM—Birmingham, Ala.

EASTERN ILLINOIS (1-0)

Dec. 7, 1972	H	W	82	75
--------------	---	---	----	----

EASTERN KENTUCKY (4-1)

Dec. 17, 1955	MONT	L	71	93
Dec. 19, 1983	H	W	100	60
Dec. 15, 1986	A	W	97	82
Dec. 28, 1991	CHAT	W	104	92
Nov. 17, 2016	H	W	85	64

MONT—Montgomery, Ala.; CHAT—Chattanooga, Tenn.

ECKERD COLLEGE (1-0)

Dec. 13, 1980	H	W	106	66
---------------	---	---	-----	----

ETSU (1-0)

Nov. 17, 2006	H	W	64	58
---------------	---	---	----	----

FAIRLEIGH DICKINSON (1-0)

Dec. 4, 1976	H	W	86	59
--------------	---	---	----	----

FAU (1-0)

Feb. 5, 1994	H	W	91	78
--------------	---	---	----	----

FLORIDA (90-82)

Jan. 15, 1927	H	W	51	34
Feb. 5, 1927	A	W	40	28
Jan. 13, 1928	A	W	39	23
Jan. 14, 1928	A	W	43	33
Feb. 21, 1928	H	W	50	28
Feb. 22, 1928	H	W	38	29
Jan. 25, 1929	A	L	34	44
Jan. 26, 1929	A	W	39	32
Feb. 18, 1929	H	L	29	46
Feb. 19, 1929	H	W	51	26
Jan. 22, 1932	A	W	43	26
Jan. 23, 1932	A	W	28	21
Feb. 17, 1933	H	W	32	30
Feb. 18, 1933	H	W	16	11
Feb. 17, 1934	A	L	21	39
Feb. 18, 1934	A	W	23	21
Feb. 8, 1935	H	L	25	35
Feb. 9, 1935	H	W	39	34
Feb. 21, 1936	A	W	32	16
Feb. 22, 1936	A	L	13	20
Feb. 12, 1937	H	W	35	34
Feb. 13, 1937	H	W	51	40
Feb. 25, 1938	A	L	34	43
Feb. 26, 1938	A	L	35	51
Feb. 24, 1939	H	W	40	38
Feb. 25, 1939	H	L	25	31
Feb. 23, 1940	H	L	37	42
Feb. 20, 1942	H	W	47	23
Feb. 21, 1942	H	W	38	36
Feb. 12, 1945	A	L	33	58
Feb. 13, 1945	A	W	42	40
Feb. 19, 1945	H	W	43	41
Feb. 20, 1945	H	L	48	62
Jan. 29, 1946	H	W	49	36
Jan. 30, 1946	H	W	51	40
Feb. 8, 1946	A	W	60	53
Feb. 9, 1946	A	L	34	53
Jan. 17, 1947	A	L	32	48
Jan. 18, 1947	A	L	28	39
Feb. 7, 1947	H	L	42	48
Feb. 8, 1947	H	W	36	30
Dec. 12, 1947	A	W	43	41
Dec. 13, 1947	A	L	39	47
Feb. 5, 1948	H	W	53	50
Feb. 6, 1948	H	L	37	39
Jan. 8, 1949	A	L	45	61
Feb. 17, 1949	H	W	44	43
Jan. 14, 1950	H	W	72	46
Feb. 20, 1950	A	L	41	43
Feb. 17, 1951	A	L	61	82
Feb. 23, 1951	H	W (OT)	83	77
Jan. 3, 1952	A	L	63	64
Feb. 8, 1952	H	W	61	52
Feb. 4, 1953	H	L	62	66

Feb. 21, 1953	A	L	67	71
Jan. 29, 1954	A	W	83	76
Feb. 13, 1954	H	W	85	65
Jan. 29, 1955	H	W	91	69
Feb. 12, 1955	A	W	70	66
Jan. 2, 1956	H	W	89	77
Feb. 11, 1956	H	W	77	73
Jan. 28, 1957	H	W	76	61
Feb. 9, 1957	A	W	73	70
Jan. 11, 1958	A	L	66	90
Feb. 10, 1958	H	W	76	69
Jan. 10, 1959	A	W	63	54
Feb. 9, 1959	H	W	93	71
Jan. 9, 1960	A	W	73	69
Feb. 8, 1960	H	W	89	51
Jan. 13, 1961	A	L	53	58
Feb. 13, 1961	H	L	60	78
Jan. 13, 1962	A	L	40	43
Feb. 12, 1962	H	W	64	60
Jan. 12, 1963	A	W	81	56
Feb. 11, 1963	H	W	88	59
Jan. 11, 1964	A	L	46	63
Feb. 10, 1964	H	W	79	58
Jan. 9, 1965	H	W	74	63
Feb. 7, 1965	A	W	83	79
Jan. 24, 1966	H	L	64	68
Feb. 9, 1966	A	W	86	66
Jan. 30, 1967	H	W	87	61
Feb. 18, 1967	A	L	59	79
Jan. 29, 1968	A	L	60	65
Feb. 17, 1968	H	W	73	65
Jan. 4, 1969	A	L	59	68
Feb. 8, 1969	H	W (OT)	81	80
Jan. 3, 1970	H	W	91	75
Feb. 7, 1970	A	L	68	70
Jan. 2, 1971	A	L	60	66
Feb. 6, 1971	H	W	85	70
Jan. 8, 1972	H	W	79	74
Feb. 12, 1972	A	W	103	100
Jan. 6, 1973	A	L	55	65
Feb. 10, 1973	H	L (OT)	74	76
Jan. 14, 1974	H	L	81	92
Feb. 16, 1974	A	L	77	85
Jan. 13, 1975	A	W	84	68
Feb. 15, 1975	H	W	76	75
Jan. 31, 1976	A	W	92	86
Feb. 28, 1976	H	W	89	80
Jan. 22, 1977	H	L	73	77
Feb. 19, 1977	A	L	68	79
Jan. 14, 1978	A	W	81	72
Feb. 11, 1978	H	W	92	84
Jan. 6, 1979	H	W	91	86
Feb. 3, 1979	A	W (OT)	93	92
Jan. 5, 1980	H	W	82	62
Feb. 2, 1980	A	L	60	70
Jan. 10, 1981	A	L	59	63
Feb. 7, 1981	H	L	50	55
Mar. 4, 1981	BHAM*	L (OT)	48	50
Jan. 9, 1982	H	W	80	60
Feb. 6, 1982	A	L	66	69
Jan. 8, 1983	A	L	75	92
Feb. 5, 1983	H	W	62	54
Jan. 7, 1984	H	W	82	66
Feb. 5, 1984	A	W	67	65
Jan. 5, 1985	H	W	80	74
Feb. 6, 1985	A	W (OT)	81	78
Mar. 8, 1985	BHAM*	W	43	42
Jan. 4, 1986	A	L	59	62
Feb. 6, 1986	H	W	67	65
Jan. 31, 1987	H	W	81	68
Feb. 9, 1987	A	W	84	70
Jan. 6, 1988	H	W	72	67
Feb. 6, 1988	A	W	58	57
Jan. 14, 1989	H	L	75	79
Feb. 15, 1989	A	L	79	90
Jan. 13, 1990	A	L	62	84
Feb. 14, 1990	H	W	75	55
Jan. 5, 1991	A	L	82	84
Feb. 6, 1991	H	L (OT)	84	87
Feb. 19, 1992	A	L	81	92
Jan. 6, 1993	H	L	73	76
Feb. 2, 1994	A	L	67	68
Jan. 25, 1995	H	W	77	71
Feb. 10, 1996	A	W	73	70
Jan. 11, 1997	H	W	79	65

Feb. 11, 1998	A	L	64	81
Mar. 5, 1998	ATL*	L	64	68
Jan. 16, 1999	H	W	88	69
Feb. 27, 2000	A	L	59	88
Mar. 10, 2000	ATL*	W	78	70
Jan. 24, 2001	H	L	63	65
Feb. 20, 2002	A	L	61	89
Mar. 7, 2002	ATL*	L	63	81
Mar. 1, 2003	H	L	70	73
Jan. 24, 2004	A	L	52	68
Jan. 12, 2005	H	L(OT)	78	84
Jan. 14, 2006	A	L	57	69
Jan. 27, 2007	H	L	66	91
Jan. 12, 2008	A	L	56	72
Jan. 14, 2009	H	L	65	68
Mar. 13, 2009	TAM*	W	61	58
Feb. 18, 2010	A	L	70	78
Mar. 11, 2010	NASH*	L	69	78
Jan. 20, 2011	H	L	40	45
Feb. 21, 2012	A	L	47	63
Feb. 16, 2013	H	L	52	83
Jan. 18, 2014	H	L	61	68
Feb. 19, 2014	A	L	66	71
Jan. 15, 2015	A	L	55	75
Jan. 23, 2016	A	L	63	95
Feb. 14, 2017	H	L	95	114
Feb. 24, 2018	A	L	66	72
Feb. 5, 2019	H	W	76	62
Mar. 16, 2019	NASH*	W	65	62
Jan. 18, 2020	A	L	47	69
Feb. 23, 2021	H	L	57	74
Jan. 8, 2022	H	W	85	73
Feb. 19, 2022	A	L	62	63

*SEC Tournament; BHAM—Birmingham, Ala.; ATL—Atlanta, Ga.; TAM—Tampa, Fla.; NASH—Nashville, Tenn.

SERIES NOTES

- All Games at Auburn:** Auburn leads 57-27
- All Games at Neville Arena:** Florida leads 4-3
- All Games at BEMC:** Auburn leads 20-12
- All Games at Florida:** Florida leads 51-30
- All Games at O'Connell Center:** Florida leads 23-5
- Bruce Pearl vs. Florida:** 11-12
- Todd Golden vs. Auburn:** 0-0
- All Games at Neutral Sites:** Tied 4-4
- SEC Tournament Games:** Tied 4-4
- Current Series Streak:** 1 by Florida
- Longest Auburn Streak:** 8 ('53-'54/'56-'57)
- Longest Florida Streak:** 11 ('10-'18)

FLORIDA A&M (8-0)

Dec. 29, 1994	A	W	83	70
Dec. 30, 1995	A	W	84	54
Dec. 28, 1996	A	W	95	57
Dec. 6, 1997	H	W	79	69
Nov. 16, 1998	H	W	94	47
Nov. 17, 2000	H	W	87	52
Dec. 19, 2011	H	W	76	69
Jan. 4, 2014	H	W	81	50

FIU (2-0)

Dec. 18, 1982	H	W	115	77
Nov. 30, 2001	H	W	67	55

FLORIDA SOUTHERN (2-0)

1927-28	H	W	51	18
1928-29	H	W	33	29

FLORIDA STATE (23-8)

Dec. 17, 1958	H	W	95	74
Dec. 29, 1958	A	W	69	62
Dec. 12, 1959	H	W	62	58
Dec. 28, 1959	A	W	76	63
Dec. 10, 1960	H	W	74	57
Jan. 17, 1961	COL	W	74	67
Dec. 9, 1961	H	L	52	56

Dec. 30, 1961	A	W	62	57
Dec. 8, 1962	H	W	65	47
Dec. 21, 1962	A	W (OT)	77	70
Dec. 7, 1963	A	L	67	69
Jan. 28, 1964	H	W	63	59
Dec. 5, 1964	H	W	92	68
Jan. 25, 1965	A	L	55	58
Dec. 21, 1965	TAM	W	59	58
Dec. 27, 1965	PENS	W	80	64
Dec. 27, 1966	MOB	W	67	59
Dec. 4, 1978	H	L	70	71
Feb. 4, 1980	A	L	69	73
Dec. 17, 1980	BHAM	W	78	74
Dec. 19, 1981	A	W	77	76
Dec. 1, 1982	H	W	78	68
Dec. 5, 1983	A	W	76	69
Dec. 3, 1989	A	L	78	82
Dec. 15, 1990	H	W	99	96
Dec. 6, 1998	A	W	80	68
Dec. 5, 1999	H	W	55	54
Dec. 17, 2009	A	L	72	76
Jan. 3, 2011	H	W	65	60
Jan. 4, 2012	A	L	56	85
Jan. 2, 2013	H	W	78	72

COL—Columbus, Ga.; TAM—Tampa, Fla.; PENS—Pensacola, Fla.; MOB—Mobile, Ala.; BHAM—Birmingham, Ala.; Ala.

FORDHAM (1-0)

Dec. 30, 1993	TUCS	W	81	60
---------------	------	---	----	----

TUCS—Tucson, Ariz.

FURMAN (5-1)

1922-23	L	22	43	
Dec. 29, 1964	A	W	107	86
Dec. 29, 1971	A	W	103	78
Nov. 22, 2004	H	W	85	74
Dec. 15, 2012	H	W	64	50
Dec. 5, 2019	H	W (OT)	81	78

GARDNER-WEBB (2-0)

Nov. 25, 2005	H	W	70	43
Dec. 6, 2017	H	W	80	55

GEORGE MASON (1-0)

Dec. 3, 2017	H	W	79	63
--------------	---	---	----	----

GEORGETOWN (KY.) (1-0)

Feb. 9, 1928	H	W	41	25
--------------	---	---	----	----

GEORGE WASHINGTON (2-1)

Dec. 8, 1979	COL	L	60	71
Dec. 2, 2007	DC	W	74	70
Nov. 22, 2008	H	W	83	71

COL—Columbia, Mo.; DC—Washington, D.C.

GEORGIA (99-96)

1907-08	COL	W	34	20
1908-09	A	L	37	48
1909-10	A	L	35	40
1909-10	H	W	56	21
1910-11	A	L	24	26
1911-12	A	L	19	40
Jan. 10, 1913	A	L	12	92
Mar. 1, 1913	H	L	21	67
Jan. 16, 1914	A	L	16	80
Feb. 28, 1914	H	L	15	46
Feb. 7, 1916	A	L	14	81
Feb. 8, 1916	H	L	18	45
Jan. 19, 1917	A	L	18	90
Jan. 14, 1919	A	W	25	20
Jan. 29, 1919	H	W	35	22

1919-20	A	L	16	31
1919-20	H	W	31	29
Jan. 12, 1921	H	L	22	31
Feb. 5, 1921	A	L	23	29
Mar. 4, 1921	ATL%	L	24	32
1921-22	A	L	15	39
1921-22	H	L	17	31
1922-23	A	L	29	35
1922-23	H	W	45	16
Jan. 30, 1924	H	L	17	32
Feb. 5, 1924	A	L	18	33
Feb. 10, 1925	A	L	17	40
Feb. 17, 1925	H	L	21	37
Feb. 4, 1926	A	L	28	49
Feb. 3, 1928	H	W	28	25
Feb. 2, 1929	A	L	31	39
Mar. 1, 1929	ATL%	L	24	42
Jan. 29, 1930	H	L	35	43
Jan. 23, 1931	A	L	27	30
Feb. 28, 1931	N%	L	27	31
Feb. 15, 1932	H	W	26	24
Feb. 11, 1933	A	L	21	22
Feb. 10, 1934	H	W	30	21
Feb. 5, 1935	A	L	29	33
Feb. 15, 1936	H	W	33	26
Feb. 29, 1936	N*	W	43	26
1936-37	A	L	19	21
Feb. 12, 1938	H	W	34	27
Feb. 4, 1939	A	L	21	43
Feb. 10, 1939	H	W	34	29
Feb. 3, 1940	H	L	28	32
Feb. 9, 1940	H	L	47	48
Feb. 28, 1940	KNOX*	L	41	48
Feb. 8, 1941	H	W	43	39
Feb. 26, 1941	A	L	31	36
Feb. 6, 1942	A	W	32	28
Feb. 13, 1942	H	W	53	41
Feb. 5, 1943	H	W	47	32
Feb. 13, 1943	A	L	31	51
Jan. 18, 1945	A	L	50	59
Feb. 3, 1945	H	L	43	59
1945-46	A	L	37	38
Jan. 21, 1946	H	W	40	37
Jan. 25, 1947	H	L	40	44
1946-47	A	L	45	60
Jan. 16, 1948	H	W	52	41
Feb. 21, 1948	A	L	36	74
Jan. 14, 1949	A	L	52	55
1948-49	H	W	53	47
Feb. 9, 1950	H	W	67	54
Feb. 25, 1950	A	W	55	46
Jan. 13, 1951	H	W (OT)	69	68
Jan. 27, 1951	A	W	61	49
Dec. 8, 1951	A	W	62	48
Jan. 26, 1952	H	W	65	51
Dec. 19, 1952	BHAM	W	71	49
Jan. 9, 1953	A	W	64	59
Jan. 21, 1953	H	W	78	69
Dec. 18, 1953	BHAM	W	75	73
Jan. 23, 1954	A	W	81	66
Feb. 15, 1954	H	W	80	61
Jan. 22, 1955	A	L	83	88
Jan. 31, 1955	H	W	78	76
Jan. 21, 1956	A	W	60	59
Feb. 13, 1956	H	W	96	80
Jan. 12, 1957	A	L	72	75
Jan. 26, 1957	H	W	73	66
Jan. 25, 1958	COL	W	90	62
Feb. 8, 1958	H	W	75	73
Jan. 24, 1959	A	W	81	61
Feb. 7, 1959	H	W	95	69
Jan. 23, 1960	A	L	59	68
Feb. 6, 1960	H	W	72	45
Jan. 21, 1961	COL	W	78	68
Feb. 11, 1961	H	W	73	69
Jan. 27, 1962	COL	W	83	47
Feb. 10, 1962	H	W	74	49
Jan. 26, 1963	A	W	78	62
Feb. 9, 1963	H	W (OT)	70	67
Jan. 25, 1964	A	W	85	77
Feb. 8, 1964	H	L	67	71
Jan. 23, 1965	H	W	95	65
Feb. 6, 1965	A	L	60	62
Feb. 16, 1966	A	L	74	83
Feb. 23, 1966	H	W	74	63

Jan. 28, 1967	H	W	73	64
Feb. 1, 1967	A	W	62	49
Jan. 27, 1968	A	L	74	76
Jan. 31, 1968	H	W	62	56
Jan. 6, 1969	A	L	69	74
Jan. 20, 1969	H	L	84	85
Jan. 5, 1970	H	L	64	68
Jan. 19, 1970	A	L	67	71
Jan. 4, 1971	A	W	79	58
Jan. 18, 1971	H	L	76	77
Jan. 10, 1972	H	W	99	93
Jan. 24, 1972	A	L	72	79
Jan. 8, 1973	A	L (OT)	72	84
Jan. 22, 1973	H	L	64	68
Jan. 28, 1974	A	L	82	85
Mar. 2, 1974	H	W	97	84
Jan. 27, 1975	H	W	65	64
Mar. 1, 1975	A	L (OT)	90	93
Jan. 17, 1976	A	W	94	70
Feb. 14, 1976	H	W	88	79
Jan. 10, 1977	A	W	95	71
Feb. 7, 1977	H	W	83	74
Jan. 2, 1978	A	W	76	69
Mar. 4, 1978	H	W	81	80
Jan. 11, 1979	A	W	84	77
Feb. 22, 1979	H	W	73	68
Mar. 1, 1979	BHAM*	W (4OT)	95	91
Jan. 19, 1980	H	W	58	53
Feb. 16, 1980	A	W (OT)	69	65
Feb. 27, 1980	BHAM*	W	79	71
Jan. 24, 1981	A	L	63	67
Feb. 21, 1981	H	L	65	76
Jan. 23, 1982	H	W	82	74
Feb. 20, 1982	A	L	56	57
Jan. 22, 1983	H	W	66	64
Feb. 19, 1983	A	L	60	67
Jan. 22, 1984	A	L	86	90
Feb. 18, 1984	H	W	81	63
Jan. 19, 1985	A	L	80	97
Feb. 21, 1985	H	L	84	86
Jan. 18, 1986	H	W	84	69
Feb. 19, 1986	A	W (OT)	87	86
Jan. 7, 1987	H	W (OT)	62	58
Feb. 7, 1987	A	L	71	75
Jan. 13, 1988	A	L	68	87
Feb. 13, 1988	H	W	64	57
Mar. 11, 1988	BR*	L	60	65
Feb. 2, 1989	H	L	62	75
Mar. 4, 1989	A	L	76	80
Jan. 31, 1990	A	L	75	88
Mar. 3, 1990	H	L	79	94
Jan. 23, 1991	A	W (2OT)	59	58
Feb. 23, 1991	H	L	77	86
Feb. 1, 1992	H	W	89	84
Feb. 6, 1993	A	L	69	96
Jan. 5, 1994	H	L (OT)	80	83
Jan. 21, 1995	A	L	77	83
Jan. 13, 1996	H	W	89	86
Jan. 25, 1997	A	L	48	53
Jan. 3, 1998	H	W	73	62
Jan. 30, 1999	A	W	85	74
Jan. 8, 2000	H	W	67	52
Jan. 10, 2001	A	L (OT)	80	85
Feb. 9, 2002	H	W	75	72
Jan. 25, 2003	A	L	79	85
Feb. 7, 2004	H	W	57	54
Mar. 11, 2004	ATL*	L	59	73
Feb. 19, 2005	A	L	45	57
Jan. 28, 2006	H	W	66	65
Feb. 17, 2007	A	L	79	86
Mar. 8, 2007	ATL*	L	65	80
Mar. 5, 2008	H	L	54	59
Feb. 18, 2009	A	W	71	59
Feb. 10, 2010	H	W	82	63
Feb. 5, 2011	A	L (OT)	72	81
Mar. 10, 2011	ATL*	L	51	69
Feb. 1, 2012	H	W	59	51
Jan. 30, 2013	A	L	49	57
Feb. 1, 2014	H	W	74	67
Feb. 14, 2015	A	W	69	68
Mar. 7, 2015	H	L	61	64
Feb. 6, 2016	A	L	55	65
Feb. 24, 2016	H	W	84	81
Dec. 29, 2016	H	L	84	96
Mar. 1, 2017	A	L	78	79

Jan. 20, 2018	H	W	79	65
Feb. 10, 2018	A	W	78	61
Jan. 12, 2019	H	W	93	78
Feb. 27, 2019	A	W	78	75
Jan. 11, 2020	H	W	82	60
Feb. 19, 2020	A	L	55	65
Jan. 13, 2021	A	W	95	77
Feb. 2, 2021	H	L	86	91
Jan. 19, 2022	H	W	83	60
Feb. 5, 2022	A	W	74	72

%Southern Conference Tournament; *SEC
Tournament; COL—Columbus, Ga.; ATL—Atlanta, Ga.;
KNOX—Knoxville, Tenn.; BHAM—Birmingham, Ala.;
BR—Baton Rouge, La.

SERIES NOTES

All Games at Auburn: Auburn leads 63-25
All Games at Neville Arena: Auburn leads 7-3
All Games at BEMC: Auburn leads 22-11
All Games at Georgia: Georgia leads 63-27
All Games at Stegeman Coliseum: UGA leads 29-16
Bruce Pearl vs. Georgia: 20-9
Mike White vs. Auburn: 6-3
All Games at Neutral Sites: Auburn leads 9-8
SEC Tournament Games: Georgia leads 5-3
Current Series Streak: 2 by Auburn
Longest Auburn Streak: 13 ('48-'49/'53-'54)
Longest Georgia Streak: 9 ('10-'11/'16-'17)

GEORGIA SOUTHERN (8-0)

Dec. 21, 1964	H	W	80	64
Dec. 2, 1994	MUN	W	77	45
Dec. 19, 2000	H	W	93	79
Jan. 2, 2010	H	W	95	75
Dec. 29, 2010	H	W (OT)	88	84
Dec. 30, 2011	H	W	78	75
Nov. 20, 2015	H	W	92	62
Nov. 5, 2019	H	W	83	74

MUN—Muncie, Ind.

GEORGIA SOUTHWESTERN (1-0)

Nov. 30, 2010	H	W	78	50
---------------	---	---	----	----

GEORGIA STATE (6-1)

Nov. 29, 1988	H	W	74	70
Feb. 5, 1990	A	W	79	66
Nov. 26, 1990	H	W	83	65
Dec. 7, 1996	H	W	66	48
Nov. 26, 2002	H	W	100	71
Dec. 22, 2003	H	L	72	77
Nov. 14, 2016	H	W	83	65

GEORGIA TECH (53-61)

Feb. 17, 1906	A	W	26	6
Feb. 4, 1909	A	W	24	8
Feb. 12, 1913	A	W	36	27
Feb. 22, 1913	H	W	23	19
Feb. 20, 1914	A	L	12	50
Feb. 23, 1914	H	L	6	21
Jan. 22, 1920	A	W	29	24
Mar. 9, 1920	H	W	26	17
Jan. 22, 1921	A	W	30	28
Jan. 28, 1922	A	L	17	35
Feb. 11, 1922	H	W	29	26
Jan. 12, 1923	A	L	17	35
Feb. 23, 1923	H	W	29	26
Jan. 11, 1924	A	L	24	39
Feb. 9, 1924	H	L	18	33
Feb. 29, 1924	ATL*	W	35	29
Jan. 17, 1925	H	L	21	28
Feb. 7, 1925	A	W	15	14
Jan. 9, 1926	H	W	32	28
Feb. 19, 1926	A	L	18	28
Jan. 5, 1927	A	L (OT)	20	22
Feb. 12, 1927	H	W	42	24
Jan. 7, 1928	H	W	56	29

Feb. 28, 1928	A	W	30	29
Feb. 6, 1929	A	L	25	42
Feb. 16, 1929	H	L	41	46
Feb. 18, 1930	H	L	34	47
Feb. 19, 1930	A	L	29	40
Jan. 28, 1931	H	L	33	37
Feb. 24, 1931	A	L	22	47
Jan. 12, 1932	H	W	25	22
Feb. 13, 1932	A	L	28	36
Feb. 15, 1933	H	L	20	29
Feb. 20, 1933	A	L	18	29
Jan. 11, 1934	H	L	26	28
Feb. 14, 1934	A	L	20	24
Feb. 6, 1935	A	L	24	25
Feb. 13, 1935	H	L	19	34
Feb. 4, 1936	H	W	31	28
Feb. 19, 1936	A	L	22	46
Feb. 11, 1937	A	L	28	42
Feb. 27, 1937	H	L	33	35
Jan. 28, 1938	A	L		
Feb. 14, 1938	A	L	42	43
Feb. 28, 1938	A	L	32	54
Feb. 22, 1939	H	W	38	24
Feb. 27, 1939	A	W	49	33
Feb. 6, 1940	A	L	31	53
Feb. 21, 1940	H	W (OT)	39	38
Feb. 1, 1941	A	L	39	48
Feb. 5, 1941	H	W	51	45
Jan. 31, 1942	A	L	42	48
Feb. 3, 1942	H	W	43	38
Jan. 22, 1943	H	L	32	59
Jan. 30, 1943	A	L	21	53
Jan. 20, 1945	H	L	41	74
Feb. 17, 1945	A	L	39	53
Jan. 4, 1946	A	L	22	45
Jan. 16, 1946	H	L	26	53
Jan. 15, 1947	H	L	42	55
Jan. 29, 1947	A	L	49	65
Jan. 30, 1948	H	W	38	31
Feb. 25, 1948	A	L	43	50
Jan. 11, 1949	H	W	41	33
Feb. 23, 1949	A	L	57	66
Jan. 10, 1950	A	L	49	65
Feb. 22, 1950	H	L	53	61
Jan. 31, 1951	A	L	44	64
Feb. 14, 1951	H	W	75	63
Dec. 29, 1951	CHAR	L	62	79
Jan. 9, 1952	A	L	54	56
Feb. 13, 1952	H	L	50	58
Dec. 10, 1952	H	W	71	61
Jan. 14, 1953	A	L	61	79
Dec. 12, 1953	MONT	W	83	56
Jan. 20, 1954	H	W	80	56
Feb. 8, 1954	A	W	59	53
Jan. 26, 1955	H	L	70	73
Feb. 7, 1955	A	L	67	75
Feb. 7, 1956	H	W (OT)	77	74
Jan. 22, 1957	H	L	74	81
Feb. 4, 1957	A	L (OT)	67	76
Jan. 22, 1958	A	W	80	72
Feb. 3, 1958	H	W	99	78
Jan. 21, 1959	H	W	66	55
Feb. 3, 1959	A	W	51	40
Jan. 19, 1960	A	W	66	59
Feb. 2, 1960	H	W	48	45
Jan. 24, 1961	H	L (OT)	43	48
Feb. 7, 1961	A	W	38	36
Jan. 23, 1962	A	W	52	40
Feb. 5, 1962	H	W	48	39
Jan. 22, 1963	A	L	64	69
Feb. 3, 1964	H	L	57	62
Dec. 1, 1964	A	W	60	52
Feb. 26, 1965	H	L	54	59
Dec. 18, 1965	A	W	79	74
Feb. 19, 1966	H	W	90	73
Dec. 21, 1966	A	L (OT)	76	78
Dec. 16, 1967	A	W	63	52
Feb. 24, 1969	H	W	87	85
Jan. 17, 1970	A	L	74	86
Dec. 19, 1970	A	L	76	87
Jan. 14, 1971	A	L	81	90
Dec. 11, 1971	A	W	76	62
Feb. 15, 1972	H	W	91	77
Nov. 25, 1972	A	L	83	90
Feb. 26, 1973	H	W	79	69

Dec. 13, 1973	A	W	88	86
Feb. 27, 1974	H	W	92	70
Jan. 15, 1975	A	W	87	75
Feb. 11, 1976	H	W	72	51
Feb. 1, 1978	A	W	77	72
Dec. 21, 1978	BHAM	W	60	57
Dec. 30, 1987	A	L	72	83

%Southern Conference Tournament; ATL—Atlanta, Ga.; BHAM—Birmingham, Ala.; CHAR—Charlotte, N.C.; MONT—Montgomery, Ala.

GONZAGA (0-1)

Nov. 27, 2020	FTM	L	67	90
---------------	-----	---	----	----

FTM—Fort Myers, Fla.

GRAMBLING (5-0)

Dec. 14, 1987	H	W	98	59
Dec. 5, 2000	H	W	104	60
Nov. 29, 2003	HUNTS	W	105	56
Dec. 31, 2010	H	W	63	45
Dec. 11, 2012	H	W	92	42

HUNTS—Huntsville, Ala.

GUNTER FIELD (1-1)

1944-45		L	40	44
1944-45		W	52	39

HARVARD (0-1)

Dec. 23, 2015	HONO	L	51	69
---------------	------	---	----	----

HONO—Honolulu, Hawai'i

HAWAI'I (2-1)

Nov. 29, 1998	A	W	84	57
Dec. 22, 2011	A	W	65	62
Dec. 25, 2015	A	L	67	79

HAWAI'I-HILO (1-0)

Nov. 30, 1996	A	W (OT)	98	92
---------------	---	--------	----	----

HIGH POINT (2-0)

Nov. 16, 2001	H	W	63	59
Nov. 25, 2009	H	W	75	54

HOFSTRA (1-0)

Nov. 19, 2017	CHAR	W	89	78
---------------	------	---	----	----

CHAR—Charleston, S.C.

HOUSTON (1-6)

Dec. 23, 1961	A	L	49	54
Dec. 29, 1962	NO	W (OT)	71	69
Dec. 15, 1964	A	L	48	50
Dec. 30, 1965	NO	L	76	89
Dec. 21, 1970	A	L	76	79
Dec. 1, 1977	H	L	87	88
Dec. 8, 1982	A	L	65	77

NO—New Orleans, La.

HUNTINGDON (1-0)

Dec. 3, 1960	H	W	66	44
--------------	---	---	----	----

ILLINOIS (0-3)

Dec. 12, 1987	A	L	103	107
Dec. 29, 2012	CHI	L	79	81
Dec. 8, 2013	ATL	L	62	81

CHI—Chicago, Ill.; ATL—Atlanta, Ga.

ILLINOIS WESLEYAN (1-0)

1947-48		W	44	42
---------	--	---	----	----

INDIANA (0-1)

Mar. 14, 1987	INDY^	L	90	107
---------------	-------	---	----	-----

^NCAA Tournament; INDY—Indianapolis, Ind.

INDIANA STATE (1-0)

Nov. 16, 2018	CHAR	W	83	64
---------------	------	---	----	----

CHAR—Charleston, S.C.

IPFW (1-0)

Nov. 9, 2012	H	W	61	50
--------------	---	---	----	----

IUPUI (1-0)

Nov. 21, 2009	DAY	W	80	65
---------------	-----	---	----	----

DAY—Daytona Beach, Fla.

IONA (1-1)

Dec. 17, 1977	A	L	82	105
Dec. 9, 1978	H	W	74	66

IOWA STATE (2-2)

Dec. 28, 1986	ELP	W	89	87
Mar. 18, 2000	MINN^	L	60	79
Dec. 2, 2013	A	L	70	99
Jan. 25, 2020	H	W	80	76

^NCAA Tournament; ELP—El Paso, Texas; MINN—Minneapolis, Minn.

JACKSON STATE (1-0)

Dec. 17, 1988	H	W	74	51
---------------	---	---	----	----

JACKSONVILLE (3-2)

Dec. 11, 1965	H	W	77	69
Dec. 1, 1973	CLEM	L	78	90
Nov. 26, 1976	BHAM	W	92	67
Feb. 21, 1977	A	W	80	66
Nov. 27, 2010	H	L	55	69

CLEM—Clemson, S.C.; BHAM—Birmingham, Ala.

JACKSONVILLE NAVY (0-2)

Feb. 9, 1945	A	L	43	80
Feb. 10, 1945	A	L	23	51

JACKSONVILLE STATE (14-0)

Dec. 11, 1954	H	W	78	67
Jan. 28, 1956	H	W	73	64
Dec. 4, 1956	H	W	72	65
Dec. 3, 1957	H	W	89	50
Dec. 2, 1958	H	W	111	54
Dec. 4, 1961	H	W	73	37
Dec. 11, 1965	H	W	78	50
Nov. 30, 1995	H	W	91	74
Dec. 16, 1997	H	W	89	61
Nov. 19, 2000	H	W	91	51

Nov. 18, 2001	H	W	75	53
Dec. 31, 2005	H	W	87	83
Nov. 19, 2013	H	W	78	54
Mar. 18, 2022	GREEN^	W	80	61

^NCAA Tournament; GREEN—Greenville, S.C.

JAMES MADISON (2-1)

Feb. 12, 1992	H	W	87	71
Dec. 5, 1992	A	L	80	89
Nov. 25, 1995	SANJ	W	82	71

SANJ—San Juan, Puerto Rico

KANSAS (2-0)

Mar. 16, 1985	SB^	W	66	64
Mar. 23, 2019	SLC^	W	89	75

^NCAA Tournament; SB—South Bend, Ind.; SLC—Salt Lake City, Utah

KANSAS STATE (0-1)

Dec. 30, 1994	TAL	L	75	78
---------------	-----	---	----	----

TAL—Tallahassee, Fla.

KENNESAW STATE (2-0)

Nov. 13, 2007	H	W	74	62
Nov. 14, 2011	H	W	68	55

KENTUCKY (23-96)

Jan. 29, 1921	A	L	25	40
Feb. 8, 1926	A	L	26	35
Feb. 28, 1942	LOU^	L	31	40
Feb. 28, 1946	LOU^	L	24	69
Feb. 28, 1947	LOU^	L	18	84
Mar. 4, 1949	LOU^	L	39	70
Jan. 5, 1951	A	L	35	79
Mar. 2, 1951	LOU^	L	54	84
Jan. 30, 1952	H	L	48	88
Feb. 27, 1954	MONT	L	79	109
Feb. 26, 1955	A	L	59	93
Feb. 4, 1956	MONT	L	81	82
Feb. 25, 1957	A	L	85	103
Feb. 24, 1958	BHAM	W	64	63
Feb. 21, 1959	A	L	56	75
Feb. 20, 1960	H	W	61	60
Feb. 27, 1961	A	L	51	77
Feb. 26, 1962	H	L	60	63
Feb. 23, 1963	A	L	59	78
Feb. 22, 1964	MONT	L	79	99
Jan. 18, 1965	A	L	67	73
Feb. 20, 1965	H	W	88	69
Jan. 29, 1966	A	L	78	115
Feb. 12, 1966	H	L	64	77
Jan. 21, 1967	A	L	58	60
Feb. 27, 1967	H	W	60	49
Jan. 20, 1968	H	W	74	73
Feb. 26, 1968	A	L	57	89
Feb. 3, 1969	A	L	93	105
Mar. 3, 1969	H	L	86	90
Feb. 2, 1970	H	L	83	84
Mar. 2, 1970	A	L	81	102
Feb. 1, 1971	A	L	76	114
Mar. 1, 1971	H	L	83	102
Feb. 7, 1972	H	L	72	78
Mar. 6, 1972	A	L	67	102
Feb. 5, 1973	A	L	57	88
Mar. 3, 1973	H	L	79	91
Jan. 12, 1974	A	L	58	79
Feb. 11, 1974	H	W (OT)	99	97
Jan. 11, 1975	H	W	90	85
Feb. 10, 1975	A	L	76	119
Jan. 26, 1976	H	W (OT)	91	84
Feb. 23, 1976	A	L	82	93
Jan. 15, 1977	H	L	68	75
Feb. 12, 1977	A	L	82	89
Jan. 9, 1978	H	L	77	101

Feb. 6, 1978	A	L	81	104
Jan. 25, 1979	H	L (OT)	83	86
Jan. 29, 1979	A	L	59	66
Jan. 2, 1980	A	L	65	67
Jan. 30, 1980	H	L	62	64
Feb. 28, 1980	BHAM*	L	61	69
Jan. 7, 1981	H	L	66	79
Feb. 4, 1981	A	L	74	102
Jan. 6, 1982	A	L	71	83
Feb. 3, 1982	H	W (OT)	83	81
Mar. 4, 1982	A*	L	66	89
Jan. 15, 1983	A	W	75	67
Feb. 12, 1983	H	L	69	71
Jan. 13, 1984	H	W	82	63
Feb. 11, 1984	A	L	64	84
Mar. 10, 1984	NASH*	L	49	51
Jan. 2, 1985	A	L	61	68
Feb. 2, 1985	H	L (OT)	47	49
Jan. 6, 1986	H	W	60	56
Jan. 31, 1986	A	L	71	81
Jan. 3, 1987	H	L	60	63
Feb. 4, 1987	A	L	71	75
Mar. 6, 1987	ATL*	W	79	72
Jan. 9, 1988	A	W	53	52
Feb. 10, 1988	H	L	62	69
Jan. 25, 1989	A	L	76	86
Feb. 20, 1989	H	W	77	75
Jan. 24, 1990	H	W	74	70
Feb. 24, 1990	A	L	95	98
Jan. 29, 1991	H	L	81	89
Mar. 2, 1991	A	L	93	114
Feb. 8, 1992	H	L	67	85
Feb. 27, 1993	A	L	78	80
Jan. 30, 1994	H	L	74	91
Jan. 4, 1995	A	L	64	98
Mar. 10, 1995	ATL*	L	81	93
Feb. 27, 1996	H	L	73	88
Jan. 18, 1997	A	L	53	77
Mar. 7, 1997	MEM*	L	50	92
Feb. 25, 1998	H	L	58	83
Jan. 20, 1999	A	L	62	72
Mar. 6, 1999	ATL*	L	57	69
Jan. 11, 2000	H	W	66	63
Feb. 28, 2001	A	L	78	90
Jan. 22, 2002	H	L	62	69
Jan. 22, 2003	A	L	51	67
Mar. 15, 2003	NO*	L	58	78
Feb. 21, 2004	H	L	59	68
Feb. 23, 2005	A	L	73	81
Jan. 24, 2006	H	L	62	71
Jan. 10, 2007	A	L	57	84
Feb. 6, 2008	H	L	63	66
Jan. 21, 2009	A	L	64	73
Jan. 16, 2010	H	L	67	72
Jan. 11, 2011	A	L	54	78
Jan. 11, 2012	H	L	53	68
Jan. 19, 2013	H	L	53	75
Feb. 9, 2013	A	L	62	72
Feb. 12, 2014	H	L	56	64
Feb. 21, 2015	A	L	75	110
Mar. 14, 2015	NASH	L	67	91
Jan. 16, 2016	H	W	75	70
Jan. 14, 2017	A	L	72	92
Feb. 14, 2018	H	W	76	66
Jan. 19, 2019	H	L	80	82
Feb. 23, 2019	A	L	53	80
Mar. 31, 2019	KC^	W (OT)	77	71
Feb. 1, 2020	H	W	75	66
Feb. 29, 2020	A	L	66	73
Jan. 16, 2021	H	W	66	59
Feb. 13, 2021	A	L	80	82
Feb. 22, 2022	H	W	80	71

*SEC Tournament; *NCAA Tournament; LOU—Louisville, Ky.; MONT—Montgomery, Ala.; BHAM—Birmingham, Ala.; NO—New Orleans, La.; NASH—Nashville, Tenn.; ATL—Atlanta, Ga.; MEM—Memphis, Tenn.; KC—Kansas City, Mo.

SERIES NOTES

All Games at Auburn: Kentucky leads 31-18
All Games at Neville Arena: Kentucky leads 5-4
All Games at BEMC: Kentucky leads 24-9
All Games at Kentucky: Kentucky leads 50-2

All Games at Rupp Arena: Kentucky leads 30-2
Bruce Pearl vs. Kentucky: 10-16
John Calipari vs. Auburn: 12-6
All Games at Neutral Sites: Kentucky leads 15-3
SEC Tournament Games: Kentucky leads 13-1
Current Series Streak: 1 by Auburn
Longest Auburn Streak: 2 ('66-'67/'67-'68, '73-'74/'74-'75, '86-'87/'87-'88 and '19/'20)
Longest Kentucky Streak: 18 ('01-'15)

KENTUCKY WESLEYAN (1-0)

Dec. 6, 1985	BG	W	80	71
--------------	----	---	----	----

BG—Bowling Green, Ky.

LAGRANGE YMCA (0-1)

1928-29	H	L	29	32
---------	---	---	----	----

LAMAR (1-0)

Dec. 22, 1973	ELP	W	88	78
---------------	-----	---	----	----

ELP—El Paso, Texas

LANETT ATHLETIC CLUB (1-0)

Jan. 5, 1935	A	W	44	25
--------------	---	---	----	----

LANETT MILL (2-0)

Dec. 16, 1938	H	W	40	21
Jan. 4, 1939	A	W	38	21

LA SALLE (1-0)

Nov. 24, 1995	SANJ	W	70	60
---------------	------	---	----	----

SANJ—San Juan, Puerto Rico

LEHIGH (1-0)

Dec. 21, 2019	H	W	74	51
---------------	---	---	----	----

LIBERTY (1-0)

Dec. 8, 1995	WACO	W	63	58
--------------	------	---	----	----

WACO—Waco, Texas

LINCOLN MEMORIAL (1-0)

Dec. 15, 1992	H	W	77	51
---------------	---	---	----	----

LIPSCOMB (2-0)

Nov. 20, 2005	H	W	69	54
Dec. 29, 2019	H	W	86	59

LONG BEACH STATE (1-1)

Dec. 21, 1979	LAF	W	74	69
Dec. 23, 2011	HONO	L	43	64

LAF—Lafayette, La.; HONO—Honolulu, Hawai'i

LOUISIANA COLLEGE (1-0)

Dec. 1, 1992	H	W	98	60
--------------	---	---	----	----

LOUISIANA (6-3)

Dec. 6, 1961	H	W	62	46
Dec. 10, 1966	H	W	78	68
Dec. 18, 1968	A	L	76	80
Dec. 1, 1978	BHAM	W	83	82
Dec. 22, 1979	A	L	75	92
Dec. 17, 1985	A	L (OT)	64	66
Dec. 13, 1986	H	W	107	91

Dec. 4, 2000	H	W	93	86
Nov. 21, 2014	H	W	105	80

BHAM—Birmingham, Ala.

LOUISIANA-MONROE (4-0)

Dec. 15, 1995	H	W	80	71
Nov. 30, 2006	H	W	81	60
Dec. 6, 2008	H	W	78	55
Nov. 12, 2021	H	W	93	65

LSU (69-87)

Feb. 10, 1912	H	W	38	15
Feb. 10, 1916	H	W	24	23
Feb. 13, 1917	H	L	13	37
Jan. 18, 1918	A	L	31	43
Jan. 19, 1918	A	L	27	34
Feb. 13, 1920	H	W	33	21
Jan. 28, 1929	H	L	28	45
Jan. 29, 1929	H	L	28	65
Feb. 7, 1930	A	L	27	44
Feb. 8, 1930	A	L	45	49
Feb. 8, 1932	A	W	48	34
Feb. 9, 1932	A	W	34	30
Feb. 27, 1932	ATL%	W	30	22
Jan. 24, 1933	H	L	25	26
Jan. 25, 1933	H	W	25	24
Feb. 24, 1933	ATL*	L	33	57
Feb. 5, 1934	A	L	17	40
Feb. 6, 1934	A	L	16	38
Feb. 1, 1937	H	W	37	24
Feb. 2, 1937	H	L	34	54
Mar. 3, 1938	A*	L	34	60
Jan. 5, 1940	A	L	39	50
Jan. 6, 1940	A	W	42	26
Feb. 11, 1941	H	W	50	49
Feb. 16, 1942	A	L	49	63
Feb. 6, 1943	H	L	37	62
Feb. 25, 1943	LOU*	L	38	67
Feb. 15, 1947	A	L	53	76
Jan. 23, 1948	H	W	51	48
Feb. 4, 1950	H	W	70	66
Feb. 13, 1950	A	L	61	76
Mar. 3, 1950	LOU*	L	45	73
Feb. 5, 1951	H	L	74	75
Feb. 16, 1952	A	L	64	70
Feb. 14, 1953	H	L	57	65
Feb. 20, 1954	A	L	59	77
Feb. 19, 1955	H	W	75	71
Feb. 18, 1956	A	W	80	71
Feb. 16, 1957	H	W	99	62
Feb. 15, 1958	A	W	76	58
Feb. 14, 1959	H	W	115	67
Feb. 13, 1960	A	W	63	61
Feb. 18, 1961	H	W	69	65
Dec. 15, 1962	BHAM	W	67	50
Feb. 17, 1962	A	W	55	50
Feb. 16, 1963	H	W	82	57
Feb. 15, 1964	A	L	66	86
Feb. 13, 1965	H	W	101	60
Jan. 8, 1966	A	W	74	66
Jan. 3, 1967	H	W	70	59
Feb. 8, 1967	A	W	80	63
Jan. 3, 1968	A	L	72	76
Feb. 7, 1968	H	W	74	69
Jan. 11, 1969	H	W	90	71
Feb. 15, 1969	A	L	81	93
Jan. 10, 1970	A	W	79	70
Feb. 16, 1970	H	L	64	70
Jan. 9, 1971	H	L	92	106
Feb. 15, 1971	A	L	94	114
Jan. 15, 1972	A	W	77	73
Feb. 14, 1972	H	W	85	77
Jan. 13, 1973	H	L	60	79
Feb. 12, 1973	A	L	74	76
Jan. 26, 1974	H	L	76	87
Feb. 25, 1974	A	W	96	89
Jan. 25, 1975	A	W	87	78
Feb. 24, 1975	H	W	110	94
Jan. 3, 1976	A	W	102	86
Mar. 6, 1976	H	W	90	80
Jan. 29, 1977	A	L	73	77
Feb. 26, 1977	H	L	76	86

Jan. 23, 1978	A	L	79	90
Feb. 20, 1978	H	L (OT)	95	101
Jan. 15, 1979	A	L	82	94
Feb. 12, 1979	H	L	68	78
Jan. 16, 1980	A	L	82	93
Feb. 13, 1980	H	L	44	50
Jan. 21, 1981	H	L	64	74
Feb. 18, 1981	A	L	47	58
Jan. 20, 1982	A	L	68	69
Feb. 17, 1982	H	W	82	72
Jan. 29, 1983	A	W	64	62
Feb. 26, 1983	H	L	61	87
Jan. 27, 1984	H	W	80	78
Feb. 25, 1984	A	L	80	81
Jan. 26, 1985	A	L	62	80
Feb. 27, 1985	H	L	73	78
Mar. 7, 1985	BHAM*	W	58	55
Feb. 4, 1986	H	L	61	63
Feb. 26, 1986	A	W	92	86
Jan. 28, 1987	A	L	73	75
Mar. 1, 1987	H	W	100	62
Feb. 3, 1988	H	L	69	78
Mar. 5, 1988	A	W	89	80
Jan. 7, 1989	A	L	77	104
Feb. 8, 1989	H	L	91	104
Jan. 6, 1990	H	L	70	77
Feb. 7, 1990	A	L	71	82
Mar. 9, 1990	ORL*	W	78	76
Jan. 12, 1991	H	L	84	96
Feb. 13, 1991	A	L	61	98
Mar. 8, 1991	NASH*	W	92	77
Jan. 8, 1992	H	L	70	87
Feb. 22, 1992	A	L	82	99
Jan. 9, 1993	A	L	81	87
Feb. 13, 1993	H	L	73	75
Jan. 8, 1994	A	L	72	83
Feb. 12, 1994	H	W	111	83
Jan. 11, 1995	H	L	73	76
Feb. 25, 1995	A	L	78	89
Jan. 21, 1996	H	W	95	87
Feb. 24, 1996	A	L	67	93
Jan. 22, 1997	A	L	59	75
Feb. 8, 1997	H	W	76	72
Jan. 14, 1998	A	L	54	59
Feb. 14, 1998	H	W	66	44
Jan. 9, 1999	A	W	73	70
Feb. 6, 1999	H	W	80	54
Feb. 9, 2000	A	L	68	83
Mar. 1, 2000	H	L	53	55
Jan. 13, 2001	H	W	85	69
Feb. 10, 2001	A	W	76	65
Jan. 19, 2002	A	L	58	75
Mar. 2, 2002	H	L	54	59
Feb. 8, 2003	H	W	56	54
Feb. 26, 2003	A	L	63	94
Feb. 18, 2004	A	W	80	68
Mar. 6, 2004	H	W	78	66
Feb. 9, 2005	A	L	69	90
Feb. 26, 2005	H	L	64	77
Mar. 11, 2005	ATL*	L	58	89
Feb. 1, 2006	A	L	69	84
Feb. 18, 2006	H	L	61	65
Jan. 13, 2007	A	L	63	65
Feb. 28, 2007	H	W	80	68
Jan. 16, 2008	A	W	74	67
Jan. 30, 2008	H	L	80	81
Feb. 21, 2009	A	L	72	79
Mar. 7, 2009	H	W	69	53
Jan. 20, 2010	A	W	84	80
Feb. 27, 2010	H	W	74	59
Jan. 8, 2011	H	L	55	62
Mar. 5, 2011	A	W	60	51
Jan. 17, 2012	A	L (OT)	58	65
Mar. 3, 2012	H	W	68	54
Jan. 9, 2013	H	W	68	63
Feb. 8, 2014	A	L	80	87
Feb. 5, 2015	A	W	81	77
Feb. 24, 2015	H	L	61	84
Mar. 13, 2015	NASH*	W (OT)	73	70
Feb. 2, 2016	H	L	68	80
Jan. 18, 2017	H	W	78	74
Feb. 21, 2017	A	W	98	75
Jan. 27, 2018	H	W	95	70
Feb. 9, 2019	A	L	78	83
Feb. 8, 2020	H	W (OT)	91	90

Feb. 20, 2021	A	L	80	104
Dec. 29, 2021	H	W	70	55

%Southern Conference Tournament; *SEC
Tournament; ATL—Atlanta, Ga.; LOU—Louisville,
Ky.; BHAM—Birmingham, Ala.; ORL—Orlando, Fla.;
NASH—Nashville, Tenn.

SERIES NOTES

All Games at Auburn: Auburn leads 39-34 ##
All Games at Neville Arena: Auburn leads 5-3 ##
All Games at BEMC: LSU leads 24-18
All Games at LSU: LSU leads 48-24 ##
All Games at Maravich Assembly Center:
LSU leads 31-14 ##
Bruce Pearl vs. LSU: 10-7 ##
Matt McMahon vs. Auburn: 0-3
All Games at Neutral Sites: Auburn leads 6-4
SEC Tournament Games: LSU leads 5-4
Current Series Streak: 1 by Auburn
Longest Auburn Streak: 10 ('54-'55/'62-'63)
Longest LSU Streak: 11 ('76-'77/'81-'82)

*Bold Italic - wins vacated by NCAA Committee on
Infractions (Auburn during the 2016-17 season)*

LOUISIANA TECH (5-2)

Dec. 6, 1966	H	W	88	77
Dec. 19, 1968	A	W	97	84
Dec. 1, 1970	H	W	93	87
Dec. 16, 1971	A	L	82	107
Dec. 18, 1992	WILM	W	65	45
Dec. 4, 2001	H	L	66	67
Nov. 27, 2004	H	W	79	67

WILM—Wilmington, N.C.

LOUISVILLE (1-1)

Mar. 22, 1986	HOU*	L	76	84
Nov. 26, 1995	SANJ	W	82	78

*NCAA Tournament; HOU—Houston, Texas; SANJ—
San Juan, Puerto Rico

LOYOLA CHICAGO (1-0)

Nov. 25, 2021	BAHA	W	62	53
---------------	------	---	----	----

BAHA—Paradise Island, Bahamas

LOYOLA NEW ORLEANS (1-0)

Dec. 31, 1963	A	W	62	52
---------------	---	---	----	----

LYNN UNIVERSITY (1-0)

Nov. 26, 1994	H	W	78	70
---------------	---	---	----	----

MARION (3-1)

Jan. 23, 1913	A	W	26	15
Jan. 21, 1916	H	L	24	27
Feb. 5, 1916	A	W	18	6
Jan. 26, 1917		W	38	18

MARQUETTE (0-2)

Mar. 15, 1995	H+	L	61	68
Mar. 16, 1998	A+	L (OT)	60	75

+National Invitation Tournament

MARSHALL (1-0)

Dec. 15, 2001	MOB	W	78	60
---------------	-----	---	----	----

MOB—Mobile, Ala.

MARYLAND-EASTERN SHORE (1-0)

Nov. 23, 2003	H	W	85	61
---------------	---	---	----	----

MAXWELL FIELD (4-4)

1944-45		L	41	48
1944-45		L	31	72
1945-46		L	41	48
1945-46		L	35	36
1946-47		W	65	38
1946-47		W	57	34
Dec. 4, 1951	H	W	75	41
Dec. 19, 1951	A	W	63	54

MCNEESE (3-0)

Nov. 27, 2001	H	W	78	74
Dec. 1, 2005	H	W	91	76
Nov. 11, 2011	H	W	84	62

MEMPHIS (2-0)

Jan. 2, 1953	A	W	78	64
Dec. 12, 2020	ATL	W	74	71

ATL—Atlanta, Ga.

MERCER (16-16)

Feb. 15, 1906		W	64	8
1906-07		W	48	9
1908-09		W	26	23
1909-10	A	W	38	20
1909-10	H	W	56	19
Jan. 18, 1913	H	W	33	31
Mar. 1, 1913	A	L	19	36
Jan. 31, 1914	H	W	25	23
Feb. 21, 1914	A	L	13	60
Jan. 11, 1921	H	W (OT)	36	31
Jan. 13, 1922	A	L	7	31
Feb. 2, 1922	H	L	26	28
Feb. 27, 1923	ATL%	L	24	45
Dec. 18, 1924		L	21	28
Jan. 31, 1925		L	27	38
1928-29	A	L	41	46
1928-29	A	L	29	31
Jan. 13, 1945		L	36	41
Feb. 2, 1945		L	34	40
1946-47		L	54	55
1946-47		L	47	71
Jan. 19, 1948		W	72	53
1947-48		L	46	63
Nov. 29, 1982	H	W	85	76
Dec. 14, 1983	A	W	65	63
Dec. 8, 1984	H	W	70	69
Dec. 16, 1987	H	W	80	48
Dec. 3, 1988	H	W	87	66
Nov. 20, 2000	H	L	88	92
Dec. 19, 2007	H	W	68	59
Nov. 19, 2008	H	L	74	78
Dec. 15, 2015	H	W	78	71
Dec. 18, 2016	H	W	76	74

%Southern Conference Tournament; ATL—Atlanta, Ga.

*Bold Italic - wins vacated by NCAA Committee on
Infractions (Auburn during the 2016-17 season)*

MIAMI (FLA.) (1-2)

Dec. 17, 1966	KNOX	L	73	87
Mar. 14, 2001	H+	W	60	58
Mar. 20, 2022	GREEN*	L	61	79

*NCAA Tournament; +National Invitation
Tournament; KNOX—Knoxville, Tenn.; GREEN—
Greenville, S.C.

MICHIGAN (0-1)

Dec. 28, 1993	TUCS	L	81	102
---------------	------	---	----	-----

TUCS—Tucson, Ariz.

MICHIGAN STATE (0-1)

Nov. 24, 1989 ANCH L 79 92
ANCH—Anchorage, Alaska

MILES COLLEGE (1-0)

Nov. 21, 2006 H W 79 58

MILWAUKEE (1-0)

Nov. 14, 2014 H W 83 73

OLE MISS (79-64)

Feb. 10, 1928 H L 42 43
Feb. 11, 1928 H W 58 38
Mar. 2, 1928 ATL% L 30 31
Jan. 13, 1941 H W 43 30
Dec. 19, 1941 A W 34 31
Dec. 13, 1946 A L 38 58
Jan. 12, 1948 A W 59 50
Jan. 17, 1949 A L 43 47
Feb. 28, 1949 H W 65 61
Dec. 9, 1949 H W 64 60
Jan. 30, 1950 A W 77 63
Dec. 9, 1950 H L 61 65
Jan. 19, 1952 A L 58 76
Jan. 3, 1953 MEM L 55 65
Feb. 11, 1953 H W 72 65
Jan. 11, 1954 A W 66 61
Jan. 10, 1955 H W 85 81
Jan. 9, 1956 A L 69 76
Jan. 7, 1957 H W 88 66
Jan. 6, 1958 A W 71 51
Jan. 5, 1959 H W 60 47
Jan. 4, 1960 A L 56 64
Jan. 9, 1961 H W 51 40
Jan. 8, 1962 A W 64 58
Jan. 7, 1963 H W 79 44
Jan. 6, 1964 A L(OT) 58 59
Jan. 4, 1965 A W 77 53
Jan. 11, 1965 H W 67 52
Feb. 5, 1966 A W 70 55
Feb. 26, 1966 H W 86 74
Jan. 7, 1967 A W 67 56
Feb. 20, 1967 H W 86 67
Jan. 6, 1968 H W 90 71
Feb. 19, 1968 A L 56 57
Dec. 14, 1968 A W 75 64
Mar. 8, 1969 H W 80 70
Dec. 13, 1969 H W 91 77
Mar. 7, 1970 A W 67 66
Dec. 12, 1970 A L 96 108
Mar. 6, 1971 H W 86 85
Jan. 3, 1972 H L 65 69
Mar. 9, 1972 A L 83 89
Jan. 2, 1973 A W 66 58
Mar. 8, 1973 H W 77 73
Jan. 7, 1974 A L 65 93
Feb. 9, 1974 H W 85 75
Jan. 6, 1975 H W 104 86
Feb. 8, 1975 A L 70 72
Jan. 5, 1976 A W 72 66
Mar. 8, 1976 H W 103 88
Jan. 31, 1977 A W 72 65
Feb. 28, 1977 H W 97 84
Jan. 21, 1978 A L 75 84
Feb. 18, 1978 H W 92 67
Jan. 13, 1979 A L 62 77
Feb. 10, 1979 H W(2OT) 56 54
Dec. 5, 1979 H W 76 73
Jan. 26, 1980 A L 54 71
Jan. 3, 1981 A L 45 46
Jan. 31, 1981 H L 58 61
Jan. 2, 1982 H W 75 71
Jan. 30, 1982 A L 57 64
Jan. 31, 1983 A L 48 61
Mar. 1, 1983 H W 82 59
Jan. 31, 1984 H W 60 50
Feb. 27, 1984 A L 71 72
Jan. 24, 1985 H W 93 73
Feb. 23, 1985 A W 69 57

Mar. 6, 1985 BHAM* W 68 60
Jan. 22, 1986 A W 73 61
Feb. 22, 1986 H W 75 73
Jan. 24, 1987 H W 85 61
Feb. 25, 1987 A L 67 73
Jan. 30, 1988 A L 66 69
Mar. 2, 1988 H W 92 76
Jan. 18, 1989 H L 64 65
Feb. 18, 1989 A L 77 80
Mar. 9, 1989 KNOX* L 68 80
Jan. 17, 1990 A L 72 80
Feb. 17, 1990 H W 95 84
Jan. 9, 1991 A W 62 60
Feb. 9, 1991 H W 72 69
Jan. 13, 1992 A W 96 83
Feb. 29, 1992 H W 110 84
Feb. 3, 1993 A W 85 74
Feb. 24, 1993 H W 83 73
Jan. 19, 1994 A L(2OT) 85 88
Mar. 2, 1994 H L 62 68
Jan. 8, 1995 H W 88 74
Feb. 4, 1995 A L 75 77
Jan. 24, 1996 A L 69 82
Feb. 21, 1996 H W 69 62
Feb. 1, 1997 A L 46 57
Mar. 1, 1997 H L 63 71
Jan. 31, 1998 H W 68 67
Feb. 28, 1998 A L 67 74
Jan. 13, 1999 A W 74 59
Feb. 9, 1999 H W 95 66
Jan. 22, 2000 A L(OT) 77 79
Feb. 19, 2000 H W 75 72
Feb. 3, 2001 H L 70 74
Feb. 24, 2001 A L 62 64
Jan. 9, 2002 A L 65 69
Feb. 13, 2002 H W 65 62
Feb. 5, 2003 H W 77 71
Feb. 22, 2003 A W 80 75
Jan. 10, 2004 H W 80 53
Feb. 14, 2004 A L 68 72
Jan. 15, 2005 H L 72 79
Feb. 2, 2005 A L 55 70
Feb. 8, 2006 H W 58 50
Feb. 25, 2006 A W 58 54
Feb. 3, 2007 H L 59 82
Mar. 3, 2007 A L 79 83
Jan. 19, 2008 H W 80 77
Feb. 16, 2008 A W 90 78
Feb. 4, 2009 A L 59 78
Feb. 25, 2009 H W 77 64
Jan. 28, 2010 H L 74 84
Feb. 24, 2010 A L 75 85
Feb. 16, 2011 A L 59 90
Mar. 2, 2011 H W 76 73
Jan. 14, 2012 H W(2OT) 69 68
Feb. 11, 2012 A L 54 61
Mar. 8, 2012 NO* L 54 68
Jan. 26, 2013 H L 61 63
Feb. 23, 2013 A L 55 88
Jan. 9, 2014 A L 62 65
Feb. 7, 2015 H L 79 86
Jan. 27, 2016 A L 63 80
Feb. 20, 2016 H L 59 69
Jan. 7, 2017 H L 85 88
Feb. 11, 2017 A L 84 90
Jan. 9, 2018 H W 85 70
Jan. 30, 2018 A W 79 70
Jan. 9, 2019 A L 67 82
Feb. 13, 2019 H L 55 60
Jan. 28, 2020 A W(2OT) 83 82
Feb. 25, 2020 H W 67 58
Jan. 6, 2021 A L 61 72
Feb. 6, 2021 H L(OT) 84 86
Jan. 15, 2022 A W 80 71
Feb. 23, 2022 H W 77 64

%Southern Conference Tournament; *SEC Tournament; ATL—Atlanta, Ga.; MEM—Memphis, Tenn.; BHAM—Birmingham, Ala.; KNOX—Knoxville, Tenn.; NO—New Orleans, La.

SERIES NOTES

All Games at Auburn: Auburn leads 52-17
All Games at Neville Arena: Ole Miss leads 6-5

All Games at BEMC: Auburn leads 33-9
All Games at Ole Miss: Ole Miss leads 43-26
All Games at The Pavilion: Ole Miss leads 4-3
All Games at Tad Smith Coliseum: OM leads 33-15
Bruce Pearl vs. Ole Miss: 11-11
Kermit Davis vs. Auburn: 4-8
All Games at Neutral Sites: Ole Miss leads 4-1
SEC Tournament Games: Ole Miss leads 2-1
Current Series Streak: 2 by Auburn
Longest Auburn Streak: 7 ('64-'65/'67-'68, '89-'90/'92-'93)
Longest Ole Miss Streak: 10 ('12-'17)

MISSISSIPPI COLLEGE (2-1)

Feb. 2, 1939 H L 44 59
Nov. 30, 1981 H W 88 54
Nov. 14, 2018 H W 103 52

MISSISSIPPI STATE (80-70)

Jan. 22, 1915 A L 16 44
Jan. 23, 1915 A L 11 32
Feb. 22, 1915 H W 19 18
Feb. 23, 1915 H W 21 17
Jan. 10, 1927 H L 31 34
Jan. 11, 1927 H W 27 24
Mar. 1, 1928 ATL% W 42 34
Feb. 3, 1941 H L 44 48
Dec. 18, 1941 A W 39 29
Feb. 14, 1942 H L 40 41
Dec. 11, 1942 A L 35 41
Dec. 12, 1942 A L 26 36
Dec. 17, 1942 H L 37 38
Dec. 18, 1942 H L 40 44
Dec. 10, 1945 H W 55 47
Dec. 11, 1945 H W 37 26
Feb. 15, 1946 A W 40 30
Feb. 16, 1946 A L 31 39
Dec. 14, 1946 A L 35 61
Dec. 6, 1947 H L 35 49
Dec. 11, 1948 H L 53 54
Jan. 18, 1949 A L 43 47
Jan. 12, 1950 A W 65 64
Feb. 1, 1950 H W 65 60
Feb. 24, 1951 H W 92 85
Jan. 18, 1952 A W 68 61
Jan. 31, 1953 H W 82 60
Jan. 2, 1954 BHAM W 76 75
Jan. 9, 1954 A L 74 79
Jan. 8, 1955 H W 79 58
Jan. 7, 1956 A W 81 68
Jan. 5, 1957 H W 86 66
Dec. 14, 1958 BHAM L 37 52
Jan. 4, 1958 A L 42 70
Jan. 3, 1959 H W 97 66
Jan. 2, 1960 A W 64 48
Jan. 7, 1961 H L 48 56
Jan. 6, 1962 A L 48 51
Jan. 5, 1963 H L 53 62
Jan. 4, 1964 A W(OT) 64 63
Jan. 2, 1965 A W 71 70
Jan. 3, 1966 H L 72 83
Jan. 9, 1967 A L(OT) 54 59
Feb. 13, 1967 H W 68 57
Jan. 8, 1968 H L 62 66
Feb. 12, 1968 A W 74 72
Dec. 16, 1968 A L 59 65
Feb. 12, 1969 H W 87 68
Dec. 15, 1969 H W 94 66
Feb. 11, 1970 A W(OT) 71 69
Dec. 14, 1970 A W 73 70
Feb. 10, 1971 H W 92 68
Dec. 13, 1971 H W 85 75
Feb. 21, 1972 A L 60 62
Jan. 15, 1973 H W 82 77
Feb. 19, 1973 A L 87 94
Jan. 21, 1974 A W 87 81
Feb. 23, 1974 H L 60 67
Jan. 20, 1975 H W 98 89
Feb. 22, 1975 A W 78 74
Jan. 12, 1976 H W 75 70
Feb. 9, 1976 A L 74 75
Jan. 5, 1977 H L 79 81
Mar. 7, 1977 A L 75 89

Jan. 30, 1978	H	W	85	74
Feb. 27, 1978	A	L (OT)	82	83
Jan. 22, 1979	H	L	72	74
Feb. 19, 1979	A	L	66	73
Jan. 12, 1980	H	W	77	67
Feb. 9, 1980	A	L	72	76
Jan. 17, 1981	A	L	61	69
Feb. 14, 1981	H	W	66	55
Jan. 16, 1982	H	W	62	49
Feb. 13, 1982	A	L	45	59
Mar. 3, 1982	LEX*	W (OT)	38	36
Jan. 3, 1983	H	W	77	66
Mar. 3, 1983	A	L	53	69
Dec. 22, 1983	A	W	73	55
Mar. 1, 1984	H	W	68	53
Jan. 12, 1985	H	W	62	53
Feb. 13, 1985	A	L	65	82
Jan. 11, 1986	A	W	72	56
Feb. 12, 1986	H	W	69	64
Mar. 6, 1986	LEX*	L	63	65
Jan. 10, 1987	A	W	66	52
Feb. 12, 1987	H	W	59	45
Jan. 16, 1988	H	W	65	57
Feb. 17, 1988	A	W	77	61
Jan. 11, 1989	A	L	56	69
Feb. 11, 1989	H	W	70	68
Jan. 10, 1990	H	W	93	71
Feb. 10, 1990	A	W	77	74
Jan. 26, 1991	H	L	64	84
Feb. 27, 1991	A	L	76	94
Jan. 29, 1992	H	L	72	75
Mar. 4, 1992	A	L	70	77
Jan. 3, 1993	A	L	71	77
Feb. 17, 1993	H	W	83	77
Jan. 12, 1994	H	L (OT)	86	91
Feb. 19, 1994	A	W	76	65
Feb. 11, 1995	A	W	70	69
Mar. 1, 1995	H	W	76	69
Feb. 4, 1996	H	L (OT)	75	78
Mar. 2, 1996	A	L	51	67
Mar. 8, 1996	NO*	L	58	69
Feb. 5, 1997	H	W	81	68
Feb. 26, 1997	A	W	68	64
Jan. 28, 1998	A	W	69	66
Feb. 7, 1998	H	W (OT)	68	66
Jan. 27, 1999	H	W	64	54
Feb. 27, 1999	A	W	76	73
Jan. 16, 2000	A	W	51	45
Jan. 29, 2000	H	W	73	57
Jan. 31, 2001	H	W	60	56
Feb. 17, 2001	A	L	74	85
Jan. 30, 2002	H	L	64	72
Feb. 16, 2002	A	L	53	89
Feb. 19, 2003	H	L	46	63
Mar. 8, 2003	A	L	45	67
Jan. 31, 2004	H	L	68	73
Mar. 2, 2004	A	L	91	105
Jan. 5, 2005	A	L	53	90
Feb. 5, 2005	H	W	90	76
Feb. 4, 2006	A	L	53	71
Feb. 22, 2006	H	W	75	71
Jan. 20, 2007	A	L	76	87
Feb. 10, 2007	H	L	83	91
Feb. 9, 2008	H	L	64	83
Feb. 27, 2008	A	L	78	89
Feb. 14, 2009	H	W	91	76
Feb. 28, 2009	A	W	76	58
Feb. 13, 2010	A	L (OT)	75	85
Mar. 3, 2010	H	W	89	80
Jan. 16, 2011	A	L	66	85
Feb. 12, 2011	H	W	65	62
Feb. 4, 2012	A	L	88	91
Feb. 18, 2012	H	W	65	55
Mar. 9, 2013	A	L (OT)	71	74
Jan. 22, 2014	A	L	74	82
Feb. 15, 2014	H	W	92	82
Jan. 21, 2015	H	L	71	78
Mar. 11, 2015	NASH*	W	74	68
Mar. 5, 2016	A	L	66	79
Feb. 7, 2017	H	W	98	92
Jan. 13, 2018	A	W	76	68
Jan. 26, 2019	A	L	84	92
Mar. 2, 2019	H	W	80	75
Jan. 4, 2020	A	W	80	68
Mar. 6, 2021	H	W	78	71

Mar. 2, 2022 A W (OT) 81 68

%Southern Conference Tournament; *SEC Tournament; ATL—Atlanta, Ga.; BHAM—Birmingham, Ala.; LEX—Lexington, Ky.; NO—New Orleans, La.; NASH—Nashville, Tenn.

SERIES NOTES

All Games at Auburn: Auburn leads 48-24 ##
All Games at Neville Arena: Auburn leads 5-1 ##
All Games at BEMC: Auburn leads 30-12
All Games at Mississippi State: MSU leads 43-28 ##
All Games at Humphrey Coliseum: MSU leads 28-15 ##
Bruce Pearl vs. Mississippi State: 11-5 ##
Chris Jans vs. Auburn: 0-1
All Games at Neutral Sites: Auburn leads 4-3
SEC Tournament Games: Series Tied 2-2
Current Series Streak: 4 by Auburn
Longest Auburn Streak: 9 ('96-'97/'00-'01)
Longest Mississippi State Streak: 8 ('00-'01/'04-'05)

Bold italic - wins vacated by NCAA Committee on Infractions (Auburn during the 2016-17 season and Mississippi State during the 2018-19 season)

MISSOURI (6-6)

Feb. 2, 2013	A	L	77	91
Jan. 11, 2014	H	L	68	70
Jan. 10, 2015	H	W	85	79
Mar. 3, 2015	A	L	61	63
Jan. 9, 2016	A	L	61	76
Jan. 10, 2017	A	W	77	72
Mar. 4, 2017	H	W	89	78
Mar. 8, 2017	NASH*	L (OT)	83	86
Jan. 24, 2018	A	W	91	73
Jan. 30, 2019	H	W	92	58
Mar. 14, 2019	NASH*	W	81	71
Feb. 15, 2020	A	L	73	85
Jan. 23, 2021	A	W	109	86
Jan. 25, 2022	A	W	55	54

*SEC Tournament; NASH—Nashville, Tenn.

SERIES NOTES

All Games at Auburn: Auburn leads 2-1 ##
All Games at Neville Arena: Auburn leads 2-1 ##
All Games at Missouri: Missouri leads 3-4 ##
All Games at Mizzou Arena: Missouri leads 3-4 ##
Bruce Pearl vs. Missouri: 6-5 ##
Dennis Gates vs. Auburn: 0-0
All Games at Neutral Sites: 1-1
SEC Tournament Games: 1-1
Current Series Streak: 2 by Auburn
Longest Auburn Streak: 3 ('18-'19)
Longest Missouri Streak: 2 ('13-'14, '15-'16)

Bold italic - wins vacated by NCAA Committee on Infractions (Auburn during the 2016-17 season)

MISSOURI STATE (1-1)

Nov. 14, 2008	H	W	75	60
Nov. 16, 2009	A	L	62	73

MOBILE YMCA (1-1)

Feb. 26, 1915	H	W	29	22
Jan. 28, 1926	A	L	17	19

MONTANA (1-0)

Dec. 10, 2003	H	W	73	51
---------------	---	---	----	----

MONTGOMERY YMCA (14-3)

Feb. 7, 1906	H	W	29	12
Feb. 5, 1908	A	W	25	18
1907-08	A	L	21	27
Feb. 22, 1908	H	L	27	31

1909-10	H	W	24	16
1909-10	A	W	26	17
Feb. 8, 1913	H	W	39	23
Jan. 24, 1914	H	W	24	20
Jan. 21, 1916	H	L	16	29
Feb. 10, 1916	H	W	58	18
Jan. 31, 1917		W	43	25
Jan. 11, 1919	H	W	59	10
1919-20	H	W	55	19
1919-20	A	W	38	19
1922-23		W	37	22
Jan. 28, 1925	H	W	34	12
1927-28	H	W	38	12

MOREHEAD STATE (1-0)

Nov. 9, 2021	H	W	77	54
--------------	---	---	----	----

MOUNT ST. MARY'S (1-0)

Nov. 26, 1988	H	W	89	83
---------------	---	---	----	----

MTSU (4-0)

Dec. 21, 2004	CARO	W	79	74
Nov. 21, 2010	H	W	68	66
Dec. 29, 2014	H	W	64	48
Dec. 12, 2015	A1	L (OT)	81	88
Dec. 16, 2017	BIRM	W	76-70	

CARO—Carolina, Puerto Rico; A1—Nashville, Tenn.; BIRM—Birmingham, Ala.

MURRAY STATE (6-1)

Dec. 21, 1996	BHAM	W	86	72
Dec. 14, 2002	H	W	72	53
Nov. 15, 2012	CHAR	L	59	79
Nov. 23, 2013	H	W	75	67
Dec. 19, 2017	A	W	81	77
Dec. 22, 2018	H	W	93	88
Dec. 22, 2021	H	W	71	58

BHAM—Birmingham, Ala.; CHAR—Charleston, S.C.

NASHVILLE ATHLETIC CLUB (1-0)

1910-11		W	36	34
---------	--	---	----	----

NAVY (5-1)

Dec. 18, 1959	BHAM	L	61	68
Dec. 28, 1974	MINN	W	73	69
Dec. 16, 1978	STP	W	63	57
Dec. 28, 1989	PEN	W	75	61
Dec. 30, 1997	H	W	70	54
Dec. 19, 1998	A	W	88	70

BHAM—Birmingham, Ala.; MINN—Minneapolis, Minn.; STP—St. Petersburg, Fla.; PEN—Pensacola, Fla.

NEBRASKA (1-0)

Dec. 11, 2021	ATL	W	99	68
---------------	-----	---	----	----

ATL—Atlanta, Ga.

NEHI REDS (1-0)

Dec. 17, 1938	H	W	41	36
---------------	---	---	----	----

NEWBERRY (1-0)

Feb. 24, 1922	ATL%	W	32	21
---------------	------	---	----	----

%Southern Conference Tournament; ATL—Atlanta, Ga.

NEW MEXICO (2-0)

Dec. 22, 2015	HONO	W	83	78
Nov. 25, 2019	BKLYN	W	84	59

HONO—Honolulu, Hawai'i; BKLYN—Brooklyn, N.Y.

NEW MEXICO STATE (1-0)

Mar. 21, 2019	SLC^	W	78	77
---------------	------	---	----	----

^NCAA Tournament; SLC—Salt Lake City, Utah

NEW ORLEANS (1-0)

Jan. 2, 2004	H	W	70	55
--------------	---	---	----	----

NIAGARA (1-0)

Nov. 13, 2009	H	W	69	65
---------------	---	---	----	----

NICHOLLS (5-1)

Nov. 30, 1993	H	L	76	79
Nov. 17, 1997	H	W	96	75
Nov. 24, 2004	H	W	92	78
Nov. 28, 2006	H	W	92	87
Nov. 25, 2011	H	W	78	57
Nov. 8, 2013	H	W	76	54

NORFOLK STATE (2-0)

Dec. 29, 1995	TALL	W	92	56
Nov. 10, 2017	H	W	102	74

TALL—Tallahassee, Fla.

NORTH ALABAMA (5-0)

Dec. 27, 1958	H	W	104	78
Dec. 1, 1959	H	W	95	69
Jan. 2, 1961	H	W	76	50
Jan. 3, 2015	H	W	82	61
Dec. 14, 2021	H	W	70	44

NORTH CAROLINA (1-4)

Feb. 27, 1922	ATL%	L	27	32
Feb. 26, 1927	ATL%	L	15	28
Feb. 28, 1932	ATL%	L	31	52
Mar. 22, 1985	BHAM^	L	56	62
Mar. 29, 2019	KC^	W	97	80

%Southern Conference Tournament; ^NCAA Tournament; ATL—Atlanta, Ga.; BHAM—Birmingham, Ala.; KC—Kansas City, Mo.

NC STATE (4-6)

Feb. 5, 1926	A	L	36	43
Feb. 26, 1926	ATL%	L	26	32
Jan. 12, 1931	H	W	30	28
Feb. 26, 1932	ATL%	W	34	33
Dec. 17, 1969	A	L	69	76
Dec. 5, 1970	H	W	91	85
Dec. 27, 1975	A	L	74	79
Nov. 22, 2009	DAY	L	58	60
Dec. 19, 2018	A	L	71	78
Dec. 19, 2019	H	W	79	73

%Southern Conference Tournament; ATL—Atlanta, Ga.; DAY—Daytona Beach, Fla.

NORTH FLORIDA (3-0)

Dec. 17, 2011	H	W	84	71
Nov. 11, 2016	H	W	83	66
Dec. 29, 2018	H	W	95	49

NORTH TEXAS (1-0)

Jan. 2, 2003	H	W	90	65
--------------	---	---	----	----

NORTHERN IOWA (0-1)

Nov. 29, 2008	HE	L	61	67
---------------	----	---	----	----

HE—Hoffman Estates, Ill.

NORTHWESTERN STATE (1-1)

Nov. 15, 2013	H	L	92	111
Nov. 27, 2015	H	W	119	81

OGLETHORPE (4-0)

Jan. 28, 1938	H	W	46	43
Jan. 29, 1938	H	W	49	14
Feb. 12, 1948	H	W	55	23
Feb. 13, 1948	H	W	65	31

OHIO (1-0)

Dec. 8, 1990	H	W	75	65
--------------	---	---	----	----

OHIO STATE (0-1)

Mar. 18, 1999	KNOX^	L	64	72
---------------	-------	---	----	----

^NCAA Tournament; KNOX—Knoxville, Tenn.

OKLAHOMA (2-1)

Dec. 15, 1978	STP	W	78	70
Mar. 19, 1988	ATL^	L	87	1077
Dec. 21, 2016	UNCA	W	74	70
Jan. 29, 2022	H	W	86	68

^NCAA Tournament; STP—St. Petersburg, Fla.; ATL—Atlanta, Ga.; UNCA—Uncasville, Conn.

Bold Italic - wins vacated by NCAA Committee on Infractions (Auburn during the 2016-17 season)

OKLAHOMA CITY (0-2)

Dec. 20, 1955	A	L	58	76
Dec. 28, 1967	A	L	68	78

OKLAHOMA STATE (2-2)

Dec. 10, 1977	HUNT	W	112	94
Mar. 13, 1999	INDY^	W	81	74
Nov. 24, 2006	SOPA	L	65	66
Jan. 30, 2016	H	L	63	74

^NCAA Tournament; HUNT—Huntington, W. Va.; INDY—Indianapolis, Ind.; SOPA—So. Padre Island, Texas

OLD DOMINION (2-1)

Dec. 30, 1970	A	L	76	89
Dec. 28, 1992	H	W	96	85
Dec. 18, 1993	A	W	101	87

ORAL ROBERTS (1-1)

Feb. 13, 1978	H	W	82	78
Jan. 8, 1979	A	L	62	63

OREGON (1-0)

Dec. 16, 2000	LV	W (OT)	101	97
---------------	----	--------	-----	----

LV—Las Vegas, Nev.

OREGON STATE (1-0)

Nov. 26, 2014	LV	W	71	69
---------------	----	---	----	----

LV—Las Vegas, Nev.

PARATROOPER INFANTRY 507 (0-1)

Jan. 15, 1943	H	L	30	40
---------------	---	---	----	----

PENN (1-0)

Dec. 11, 1999	BHAM	W	77	70
---------------	------	---	----	----

BHAM—Birmingham, Ala.

PEPPERDINE (1-1)

Dec. 12, 1997	PROVO	L	55	62
Dec. 22, 1999	SANJ	W	87	76

PROVO—Provo, Utah; SANJ—San Juan, P.R.

PITTSBURGH (0-2)

Dec. 4, 2005	A	L	41	78
Dec. 3, 2006	H	L	66	74

PRESBYTERIAN (1-1)

Jan. 22, 2008	H	W	78	65
Dec. 18, 2010	H	L	59	62

PROVIDENCE (1-0)

Nov. 26, 2000	KC	W	80	69
---------------	----	---	----	----

KC—Kansas City, Mo.

PUERTO RICO-MAYAGUEZ (2-0)

Dec. 20, 1999	A	W	109	52
Dec. 20, 2002	A	W	94	64

PURDUE (1-2)

Mar. 14, 1985	SB^	W	59	58
Mar. 20, 2001	A+	L	61	79
Nov. 23, 2016	CAN	L	71	96

^NCAA Tournament; +National Invitation Tournament; SB—South Bend, Ind.; CAN—Cancun, Mexico

RADFORD (1-0)

Dec. 12, 1984	H	W	79	57
---------------	---	---	----	----

RHODE ISLAND (0-1)

Nov. 25, 2012	H	L (2OT)	72	78
---------------	---	---------	----	----

RICE (3-1)

Dec. 21, 1955	A	L (2OT)	80	82
Dec. 8, 1956	BHAM	W	88	68
Dec. 17, 1964	A	W	94	71
Dec. 2, 1965	H	W	91	74

BHAM—Birmingham, Ala.

RICHMOND (3-1)

Dec. 1, 1976	H	W	86	63
Dec. 12, 1978	A	W	84	72
Mar. 15, 1984	CHAR^	L	71	72
Nov. 26, 2019	BKLYN	W	79	65

^NCAA Tournament; CHAR—Charlotte, N.C.; BKLYN—Brooklyn, N.Y.

ROBERT MORRIS (1-0)

Nov. 24, 2000 KC W 89 71

KC—Kansas City, Mo.

RUTGERS (4-2)

Dec. 19, 1967 TAM W 70 62
 Dec. 29, 1976 LOU W 78 75
 Nov. 27, 1998 HON W 70 55
 Nov. 24, 2001 A L 56 57
 Dec. 8, 2002 H W 82 70
 Dec. 11, 2010 PIT L 54 63

TAM—Tampa, Fla.; LOU—Louisville, Ky.; HON—Honolulu, Hawai'i; PIT—Pittsburgh, Pa.

ST. BONAVENTURE (0-1)

Dec. 18, 1967 TAM L 73 77

TAM—Tampa, Fla.

ST. JOHN'S (1-0)

Mar. 16, 1986 LB^{*} W 81 65

^{*}NCAA Tournament; LB—Long Beach, Calif.

SAINT JOSEPH'S (3-0)

Dec. 18, 1956 CHAR W 66 64
 Mar. 21, 2003 TAM^{*} W (OT) 65 63
 Nov. 26, 2020 FTM W (OT) 96 91

^{*}NCAA Tournament; CHAR—Charlotte, N.C.; TAM—Tampa, Fla.; FTM—Fort Myers, Fla.

SAINT LOUIS (3-0)

Dec. 19, 1969 NASH W 70 66
 Dec. 14, 2019 BIRM W 67 61
 Dec. 18, 2021 A W 74 70

NASH—Nashville, Tenn.; BIRM—Birmingham, Ala.

SAINT PETER'S (1-0)

Nov. 28, 2018 H W 99 49

SAMFORD (22-2)

Dec. 6, 1925 A W 32 16
 Jan. 11, 1926 H W 35 21
 Jan. 27, 1940 H L 33 37
 Feb. 10, 1941 H W 35 21
 Feb. 28, 1948 H W 33 32
 Dec. 3, 1948 A W 57 30
 Dec. 2, 1949 A W 59 36
 Dec. 10, 1949 H W 73 49
 Dec. 1, 1950 A W 70 57
 Dec. 13, 1950 H W 70 53
 Nov. 30, 1951 A W 69 39
 Dec. 5, 1951 H W 88 51
 Dec. 2, 1952 H W 80 52
 Dec. 6, 1952 A W 80 74
 Dec. 5, 1953 A W (OT) 70 63
 Jan. 5, 1954 H W 84 56
 Jan. 5, 1955 H W 98 77
 Dec. 10, 1955 H W 97 54
 Jan. 2, 1957 H W 101 70
 Dec. 30, 1957 H W 106 47
 Dec. 7, 1959 H W 104 57
 Dec. 4, 1962 H W 69 50
 Dec. 3, 1963 H W 102 44
 Nov. 19, 2010 H L 68 79

SAM HOUSTON STATE (0-1)

Dec. 20, 2009 H L 89 107

SAN DIEGO (1-0)

Mar. 12, 1987 INDY^{*} W 62 61

^{*}NCAA Tournament; INDY—Indianapolis, Ind.

SAN JOSE STATE (1-0)

Dec. 11, 1987 CHAM W 70 65

CHAM—Champaign, Ill.

SELMA YMCA (1-0)

Jan. 24, 1913 A W 29 15

SETON HALL (0-1)

Dec. 2, 2011 A^{*} L 59 81

^{*}Big East-SEC Challenge (Newark, N.J., Prudential Center)

SEWANEE (26-1)

Feb. 11, 1927 H W 46 15
 Feb. 18, 1927 A W 35 28
 Jan. 10, 1935 A L 18 19
 Feb. 14, 1935 H W 28 13
 Feb. 15, 1935 H W 33 24
 Jan. 10, 1936 A W 25 23
 Jan. 11, 1936 A W 34 25
 Feb. 10, 1936 H W 41 31
 Feb. 11, 1936 H W 42 18
 Jan. 15, 1937 A W 41 34
 Jan. 16, 1937 A W 34 29
 Feb. 8, 1937 H W 39 32
 Feb. 9, 1937 H W 36 16
 Jan. 14, 1938 A W 36 31
 Jan. 15, 1938 A W 38 19
 Jan. 13, 1939 H W 41 31
 Jan. 14, 1939 H W 38 27
 Feb. 17, 1939 A W 34 27
 Feb. 18, 1939 A W 39 28
 Jan. 12, 1940 A W 51 32
 Jan. 13, 1940 A W 64 32
 Feb. 16, 1940 H W 46 30
 Feb. 17, 1940 H W 63 34
 Jan. 10, 1941 H W 36 24
 Jan. 11, 1941 H W 39 25
 Feb. 14, 1941 A W 39 28
 Feb. 15, 1941 A W 46 31

SLIPPERY ROCK (1-0)

Dec. 20, 1991 PEN W 93 66

PEN—Pensacola, Fla.

SMU (0-4)

Dec. 29, 1948 OKC L 41 59
 Dec. 19, 1957 A L 65 75
 Dec. 20, 1963 A L 70 84
 Dec. 19, 1975 ELP L 85 87

ELP—El Paso, Texas; OKC—Oklahoma City, Okla.

SOUTH ALABAMA (8-4)

Dec. 1, 1972 H L 64 68
 Dec. 9, 1983 A L 73 95
 Nov. 27, 1987 BHAM W 120 67
 Dec. 21, 1991 PEN L 87 107
 Dec. 12, 1995 A W 59 50
 Dec. 18, 1996 H W 60 51
 Dec. 1, 2000 H L 66 68
 Dec. 18, 2001 H W 73 58
 Dec. 6, 2006 H W 82 71
 Nov. 6, 2018 H W 101 58
 Nov. 12, 2019 A W 70 69
 Dec. 4, 2020 H W 90 81

BHAM—Birmingham, Ala.; PEN—Pensacola, Fla.

SOUTH CAROLINA (29-19)

Feb. 11, 1930 H W 30 22
 Jan. 6, 1931 H W 39 21
 Jan. 24, 1931 A W 36 16
 Jan. 8, 1935 A L 34 35
 Jan. 9, 1935 A L 26 42
 Dec. 29, 1951 CHAR L 67 70
 Nov. 30, 1968 A L 49 51
 Dec. 1, 1969 H L 64 86
 Dec. 3, 1970 A L 69 86
 Dec. 1, 1971 H L 63 84
 Jan. 22, 1992 H W 85 68
 Jan. 16, 1993 A W 83 81
 Feb. 16, 1994 H W 88 70
 Feb. 15, 1995 A W 80 78
 Mar. 9, 1995 ATL^{*} W 81 66
 Feb. 7, 1996 H W 84 73
 Jan. 4, 1997 A L 56 66
 Jan. 24, 1998 H L 56 61
 Feb. 3, 1999 A W 76 48
 Jan. 19, 2000 H W 65 61
 Mar. 11, 2000 ATL^{*} W (OT) 77 72
 Jan. 20, 2001 A W 60 57
 Feb. 23, 2002 H W 50 46
 Jan. 15, 2003 A W 67 60
 Jan. 14, 2004 H L (OT) 51 53
 Feb. 12, 2005 A W 74 71
 Mar. 4, 2006 H L 63 67
 Jan. 31, 2007 A W 80 75
 Mar. 1, 2008 H L 63 69
 Jan. 10, 2009 A L 56 68
 Jan. 9, 2010 H L 71 80
 Jan. 29, 2011 A W 79 64
 Jan. 21, 2012 H W 63 52
 Jan. 12, 2013 A W 74 71
 Feb. 5, 2014 A W 79 74
 Feb. 26, 2014 H W 83 67
 Mar. 12, 2014 ATL^{*} L 56 74
 Jan. 17, 2015 H W 71 68
 Jan. 5, 2016 H L 69 81
 Jan. 24, 2017 A L 69 98
 Feb. 17, 2018 A L 75 84
 Mar. 3, 2018 H W 79 70
 Jan. 22, 2019 A L 77 80
 Mar. 15, 2019 NASH^{*} W 73 64
 Jan. 22, 2020 H W 80 67
 Jan. 23, 2021 A W 109 86
 Jan. 4, 2022 A W 81 66
 Mar. 5, 2022 H W 82 71

^{*}SEC Tournament; CHAR—Charlotte, N.C.; ATL—Atlanta, Ga.; NASH—Nashville, Tenn.

SERIES NOTES

All Games at Auburn: Auburn leads 13-8
All Games at Neville Arena: Auburn leads 6-1
All Games at BEMC: South Carolina leads 7-5
All Games at South Carolina: Auburn leads 13-9
All Games at Colonial Life Arena: Auburn leads 8-4
Bruce Pearl vs. South Carolina: 19-6
Lamont Paris vs. Auburn: 0-0
All Games at Neutral Sites: Auburn leads 3-2
SEC Tournament Games: Auburn leads 3-1
Current Series Streak: 5 by Auburn
Longest Auburn Streak: 6 ('91-'92/'95-'96; '98-'99/'02-'03)
Longest South Carolina Streak: 7 ('34-'35/'71-'72)

SOUTH CAROLINA STATE (1-0)

Dec. 4, 2002 H W 85 65

USF (6-1)

Dec. 2, 1974 H W 77 52
 Dec. 13, 1975 A W 79 78
 Dec. 3, 1977 H W 71 54
 Dec. 15, 1979 A W 74 56
 Dec. 15, 2010 A L 49 61
 Dec. 14, 2011 H W 52 40
 Nov. 19, 2021 A W 58 52

SOUTHEASTERN LOUISIANA (4-0)

Nov. 13, 1998	H	W	114	60
Dec. 2, 2002	H	W	77	47
Dec. 14, 2005	H	W	66	51
Dec. 31, 2008	H	W	77	65

SOUTHERN (1-0)

Dec. 15, 2007	MOB	W	71	63
---------------	-----	---	----	----

MOB—Mobile, Ala.

USC (0-2)

Dec. 15, 1972	A	L	66	73
Dec. 29, 1977	NO	L	74	85

NO—New Orleans, La.

SOUTHERN ILLINOIS (1-0)

Dec. 9, 1977	HUNT	W	66	65
--------------	------	---	----	----

HUNT—Huntington, W. Va.

SIUE (1-0)

Nov. 25, 1991	H	W	109	86
---------------	---	---	-----	----

SOUTHERN MISS (14-2)

Dec. 14, 1963	H	W	80	74
Dec. 27, 1968	MOB	W	73	70
Dec. 29, 1989	PEN	L	73	84
Dec. 14, 1991	H	W	93	78
Feb. 22, 1993	A	W	81	75
Feb. 22, 1994	H	W	89	73
Feb. 22, 1995	A	W	81	79
Nov. 21, 1997	H	W	83	70
Mar. 11, 1998	H+	W	77	62
Dec. 30, 1999	H	W	56	50
Dec. 30, 2000	H	W	73	69
Dec. 29, 2001	H	W	64	55
Dec. 30, 2002	H	W	92	46
Dec. 30, 2003	H	W	78	60
Jan. 4, 2006	H	W	80	57
Jan. 2, 2007	A	L	54	56

+National Invitation Tournament; MOB—Mobile, Ala.; PEN—Pensacola, Fla.

SPRING HILL (7-1)

Feb. 22, 1921	H	W	41	32
Jan. 6, 1939	H	W	30	22
Jan. 7, 1939	H	W	44	23
Dec. 14, 1939	H	W	37	34
Dec. 15, 1939	H	L	33	34
Jan. 3, 1941	H	W	35	30
Jan. 4, 1941	H	W	46	34
Dec. 19, 1962	H	W	71	51

STANFORD (0-1)

Nov. 27, 1999	ANA	L	58	67
---------------	-----	---	----	----

ANA—Anaheim, Calif.

STETSON (3-1)

Dec. 2, 1981	H	W	60	59
Dec. 6, 1982	A	L	58	59
Nov. 24, 1984	H	W	92	50
Dec. 14, 1985	DB	W	77	54

DB—Daytona Beach, Fla.

STONY BROOK (1-0)

Jan. 2, 2000	H	W	100	45
--------------	---	---	-----	----

SYRACUSE (1-1)

Mar. 28, 2003	ALB*	L	78	79
Nov. 26, 2021	BAHA	W	89	68

BAHA—Paradise Island, Bahamas

TALLADEGA ATHLETIC CLUB (0-1)

Feb. 3, 1916		L	4	31
--------------	--	---	---	----

TEMPLE (2-3)

Dec. 30, 1977	NO	L	73	74
Nov. 11, 1997	ALB	L	42	68
Nov. 19, 2004	A	W	80	78
Dec. 18, 2005	H	W	73	42
Nov. 17, 2017	CHAR	L	74	88

NO—New Orleans, La.; ALB—Albuquerque, N.M.; CHAR—Charleston, S.C.

TENNESSEE (44-79)

Feb. 15, 1927	A	L	23	24
Jan. 29, 1928	H	W	63	14
Jan. 25, 1930	H	L	18	33
Mar. 1, 1934	ATL*	L	26	43
Feb. 1, 1935	A	L	27	48
Mar. 1, 1936	A*	L	25	43
Mar. 3, 1939	A*	L	35	49
Jan. 31, 1941	H	L	33	51
Jan. 23, 1942	A	L	23	43
Jan. 29, 1943	A	L	23	57
Feb. 29, 1945	LOU*	L	26	56
Jan. 11, 1947	H	L	30	66
Feb. 3, 1947	H	L	27	63
Jan. 8, 1951	A	W	63	59
Feb. 9, 1952	H	W	60	55
Jan. 26, 1953	A	L	70	72
Mar. 1, 1954	H	L	86	92
Dec. 18, 1954	MONT	W	73	64
Feb. 28, 1955	A	L	77	86
Feb. 25, 1956	H	L	87	91
Feb. 23, 1957	A	L	75	85
Feb. 22, 1958	H	W	72	66
Feb. 23, 1959	A	L	55	56
Feb. 22, 1960	H	W	72	63
Feb. 25, 1961	A	W	41	38
Feb. 24, 1962	H	W	60	51
Feb. 25, 1963	A	L	47	55
Feb. 24, 1964	H	L	62	68
Feb. 22, 1965	A	L	38	69
Jan. 17, 1966	H	W	51	47
Dec. 16, 1966	A	L	49	73
Feb. 25, 1967	H	L	45	54
Feb. 24, 1968	A	W	53	52
Mar. 3, 1968	H	L(OT)	54	63
Feb. 1, 1969	A	L	59	64
Mar. 1, 1969	H	W	71	60
Jan. 31, 1970	H	W	61	55
Feb. 28, 1970	A	W	77	64
Jan. 30, 1971	A	L	68	90
Feb. 27, 1971	H	L	71	76
Feb. 5, 1972	H	L	67	76
Mar. 4, 1972	A	L	70	80
Feb. 3, 1973	A	L	74	82
Mar. 5, 1973	H	L	72	80
Jan. 5, 1974	H	L	77	89
Feb. 4, 1974	A	L	80	88
Jan. 4, 1975	A	L	81	96
Feb. 3, 1975	H	W	62	59
Jan. 19, 1976	A	L	78	83
Feb. 16, 1976	H	W	73	72
Jan. 8, 1977	A	L	79	87
Feb. 5, 1977	H	L	83	93
Jan. 4, 1978	A	L	76	80
Mar. 6, 1978	H	W	107	94
Feb. 7, 1979	A	L	62	73
Feb. 24, 1979	H	L	55	60
Mar. 2, 1979	BHAM*	L	64	75
Dec. 12, 1979	A	L	58	61
Feb. 23, 1980	H	L	63	72
Dec. 3, 1980	H	W	75	65

Feb. 28, 1981	A	L	63	75
Dec. 12, 1981	A	L	79	86
Feb. 27, 1982	H	W	56	54
Jan. 24, 1983	H	L	77	80
Feb. 22, 1983	A	L	74	82
Jan. 24, 1984	A	W	79	72
Feb. 20, 1984	H	L	54	57
Mar. 9, 1984	NASH*	W	60	58
Jan. 9, 1985	A	L	74	86
Feb. 9, 1985	H	W	75	60
Jan. 8, 1986	H	W	59	45
Feb. 8, 1986	A	L	79	80
Jan. 14, 1987	H	W	66	56
Feb. 14, 1987	A	L	84	103
Jan. 20, 1988	A	L	64	75
Feb. 20, 1988	H	W	73	68
Jan. 4, 1989	H	L	73	84
Feb. 4, 1989	A	L	72	89
Jan. 3, 1990	A	L	70	72
Feb. 3, 1990	H	W	89	83
Jan. 19, 1991	A	W	67	63
Feb. 19, 1991	H	W	74	65
Jan. 25, 1992	A	L	74	82
Jan. 20, 1993	H	W	88	75
Mar. 11, 1993	LEX*	L	76	78
Jan. 22, 1994	A	L	85	92
Jan. 18, 1995	H	W	61	57
Jan. 3, 1996	A	L	62	66
Jan. 15, 1997	H	W	43	35
Mar. 6, 1997	MEM*	W	67	54
Jan. 7, 1998	A	W	74	69
Jan. 2, 1999	H	W	90	62
Jan. 25, 2000	A	L	76	105
Jan. 6, 2001	H	L(2OT)	88	96
Mar. 8, 2001	NASH*	L	66	73
Jan. 27, 2002	A	L	59	82
Feb. 1, 2003	H	L	57	60
Mar. 14, 2003	NO*	W	66	53
Feb. 28, 2004	A	L	69	75
Jan. 29, 2005	H	W	62	59
Feb. 15, 2006	A	L	89	105
Jan. 17, 2007	H	W	83	80
Feb. 20, 2008	A	L	70	89
Feb. 7, 2009	H	W	78	77
Mar. 14, 2009	TAM*	L	85	94
Jan. 14, 2010	A	L	55	81
Feb. 3, 2011	H	L	56	69
Jan. 28, 2012	A	L	49	64
Mar. 6, 2013	H	L	75	82
Jan. 15, 2014	A	L	67	78
Mar. 5, 2014	H	L	54	82
Jan. 31, 2015	A	L	63	71
Jan. 2, 2016	H	W	83	77
Feb. 9, 2016	A	L	45	71
Mar. 9, 2016	NASH*	L	59	97
Jan. 31, 2017	H	L	77	87
Jan. 2, 2018	A	W	94	84
Mar. 9, 2019	H	W	84	80
Mar. 17, 2019	NASH*	W	84	64
Feb. 22, 2020	H	W	73	66
Mar. 7, 2020	A	W	85	63
Feb. 27, 2021	H	W	77	72
Feb. 26, 2022	A	L	62	67

*SEC Tournament; ATL—Atlanta, Ga.; LOU—Louisville, Ky.; MONT—Montgomery, Ala.; BHAM—Birmingham, Ala.; NASH—Nashville, Tenn.; LEX—Lexington, Ky.; MEM—Memphis, Tenn.; NO—New Orleans, La.; TAM—Tampa, Fla.

SERIES NOTES

- All Games at Auburn: Auburn leads 30-24
- All Games at Neville Arena: Series Tied 4-4
- All Games at BEMC: Auburn leads 19-12
- All Games at Tennessee: Tennessee leads 48-9
- All Games at Thompson-Boling Arena: Tennessee leads 18-4
- Bruce Pearl vs. Tennessee: 7-5
- Rick Barnes vs. Auburn: 4-7
- All Games at Neutral Sites: Tennessee leads 6-5
- SEC Tournament Games: Tennessee leads 8-4
- Current Series Streak: 1 by Tennessee
- Longest Auburn Streak: 6 (*18-Present)
- Longest Tennessee Streak: 11 (*29-'30/46-47)

UT CHATTANOOGA (2-2)

Feb. 16, 1927	A	L	34	39
Jan. 2, 1962	H	W	67	47
Dec. 17, 1962	H	W	79	37
Dec. 29, 1991	A	L	75	87

UT MARTIN (2-0)

Dec. 7, 1987	H	W	99	77
Mar. 18, 2009	H+	W	87	82

+National Invitation Tournament

TENNESSEE STATE (2-0)

Dec. 19, 2006	H	W	86	59
Nov. 26, 2014	H	W	78	73

TENNESSEE TECH (4-1)

Dec. 8, 1980	H	W	77	62
Dec. 7, 1981	A	W	88	61
Dec. 4, 1982	H	W	74	65
Dec. 21, 1989	HUNTS	L	70	72
Dec. 18, 2012	H	W	81	62

HUNTS—Huntsville, Ala.

TEXAS (1-1)

1910-11		W	45	27
Dec. 16, 1955	MONT	L	76	83

MONT—Montgomery, Ala.

TEXAS A&M (6-13)

Dec. 22, 1961	HOU	L	50	62
Dec. 17, 1990	H	W	95	71
Dec. 4, 1991	A	W	86	83
Dec. 22, 2005	A	L	67	72
Dec. 22, 2006	H	L	58	87
Feb. 20, 2013	H	L	56	65
Mar. 13, 2013	NASH*	L	62	71
Mar. 8, 2014	A	W	69	64
Jan. 27, 2015	H	L	61	71
Feb. 28, 2015	A	L	55	80
Mar. 12, 2015	NASH*	W	66	59
Mar. 1, 2016	H	L	63	81
Feb. 18, 2017	A	L	62	81
Feb. 7, 2018	H	L	80	81
Jan. 16, 2019	A	W	85	66
Mar. 4, 2020	H	L	75	78
Jan. 2, 2021	A	L	66	68
Feb. 12, 2022	H	W	75	58
Mar. 11, 2022	TAM*	L	62	67

*SEC Tournament; HOU—Houston, Texas; NASH—Nashville, Tenn.; TAM—Tampa, Fla.

SERIES NOTES

- All Games at Auburn: Texas A&M leads 6-2
- All Games at Auburn Arena: Texas A&M leads 5-1
- All Games at BEHC: Tied 1-1
- All Games at Texas A&M: Texas A&M leads 4-3
- All Games at Reed Arena: Texas A&M leads 4-2
- Bruce Pearl vs. Texas A&M: 3-8
- Buzz Williams vs. Auburn: 3-1
- All Games at Neutral Sites: Texas A&M leads 3-1
- SEC Tournament Games: Texas A&M leads 2-1
- Current Series Streak: 1 by Texas A&M
- Longest Auburn Streak: 2 ('90-'91)
- Longest Texas A&M Streak: 4 ('05-'13)

TEXAS A&M-CORPUS CHRISTI (1-0)

Jan. 2, 2008	H	W	76	58
--------------	---	---	----	----

TCU (2-1)

Dec. 13, 1957	BHAM	W	75	63
Dec. 28, 1966	MOB	W	80	79
Dec. 1, 1996	HILO	L	66	86
Jan. 28, 2017	A	W	88	80

BHAM—Birmingham, Ala.; MOB—Mobile, Ala.; HILO—Hilo, Hawaii

Bold Italic - wins vacated by NCAA Committee on Infractions (Auburn during the 2016-17 season)

UTPA (1-0)

Jan. 27, 2009	H	W	66	63
---------------	---	---	----	----

TEXAS SOUTHERN (4-0)

Dec. 10, 1988	H	W	109	81
Nov. 24, 1990	H	W	85	77
Dec. 23, 2014	H	W	61	60
Dec. 15, 2021	H	W	80	63

TEXAS TECH (2-2)

Dec. 14, 1962	H	W	86	57
Dec. 19, 1963	A	L	71	83
Dec. 3, 2014	A	L	44	46
Nov. 22, 2016	CAN	W	67	65

CAN—Cancun, Mexico

TEXAS WESLEYAN (1-0)

Dec. 3, 1979	H	W	90	51
--------------	---	---	----	----

TOLEDO (0-2)

Nov. 25, 2000	KC	L (2OT)	90	95
Dec. 22, 2004	CARO	L	65	68

KC—Kansas City, Mo.; CARO—Carolina, Puerto Rico

TOWSON (2-0)

Dec. 1, 1980	H	W	87	63
Dec. 29, 2007	H	W	79	59

TROY (11-1)

1948-49	H	W	69	44
Dec. 13, 1949	H	W	77	40
Nov. 27, 1950	H	W	96	57
Nov. 27, 1951	H	W	83	58
Dec. 5, 1959	H	W	72	46
Dec. 11, 1991	H	W	141	116
Dec. 9, 1993	H	W	113	86
Dec. 14, 1994	H	W	95	71
Dec. 22, 2002	CAG	W	94	66
Nov. 10, 2006	H	W	71	68
Dec. 4, 2009	H	L	77	81
Dec. 19, 2021	H	W	77	41

CAG—Caguas, Puerto Rico

TULANE (33-25)

Jan. 19, 1906	H	W	27	7
1906-07		W	35	15
Jan. 18, 1909	H	W	29	15
Jan. 25, 1924		L	19	32
Jan. 26, 1924		L	22	27
Jan. 5, 1925	A	L	18	33
Jan. 6, 1925	A	L	31	45
Jan. 29, 1926	A	L	30	33
Jan. 30, 1926	A	L	31	52
Jan. 28, 1927	A	W	42	33
Jan. 29, 1927	A	W	35	12
Jan. 30, 1927	H	W	50	11
Feb. 1, 1927	H	W	33	30
Jan. 27, 1928	A	W	32	17

Jan. 28, 1928	A	W	49	31
Feb. 8, 1929	H	L	35	48
Feb. 9, 1929	H	W	40	25
Feb. 11, 1930	A	L	40	45
Feb. 12, 1930	A	L	37	41
Feb. 6, 1931	H	W	44	22
Feb. 7, 1931	H	W	51	35
Feb. 5, 1932	A	L	21	26
Feb. 6, 1932	A	W	42	37
Feb. 3, 1933	H	W	22	19
Feb. 4, 1933	H	L	18	35
Feb. 3, 1934	A	L	18	34
Feb. 4, 1934	A	L	20	30
Mar. 2, 1939	KNOX*	W	43	30
Jan. 24, 1941	H	W	45	41
Feb. 17, 1942	A	L	41	50
Feb. 27, 1942	LOU*	W	45	36
Feb. 8, 1943	H	L	30	50
1945-46	H	L	48	56
1946-47		L	35	66
1947-48	A	L	37	70
Mar. 4, 1948	LOU*	L	40	47
Jan. 31, 1949	H	L	51	56
Feb. 11, 1950	A	W	64	60
Feb. 3, 1951	H	W	92	71
Feb. 18, 1952	A	W	63	61
Feb. 16, 1953	H	L	65	70
Feb. 22, 1954	A	W	65	62
Feb. 21, 1955	H	L	79	90
Feb. 20, 1956	A	L	75	86
Feb. 18, 1957	H	W	78	54
Feb. 17, 1958	A	W	63	49
Feb. 16, 1959	H	W	79	56
Feb. 15, 1960	A	W (OT)	53	51
Feb. 20, 1961	H	W	63	44
Feb. 19, 1962	A	W	81	64
Feb. 18, 1963	H	W	63	61
Feb. 17, 1964	A	W	78	72
Feb. 15, 1965	H	W	87	73
Jan. 11, 1966	A	W	92	58
Dec. 28, 1990	A1	W	84	71
Mar. 13, 1996	H+	L (OT)	73	87
Nov. 9, 2007	A	L	62	77
Jan. 3, 2009	H	W	78	53

*SEC Tournament; +National Invitation Tournament; KNOX—Knoxville, Tenn.; LOU—Louisville, Ky.; A1—New Orleans, La.

TULSA (2-1)

Dec. 20, 1975	ELP	W	92	74
Mar. 20, 2009	H+	W	74	55
Nov. 24, 2014	LV	L	35	53

+National Invitation Tournament; ELP—El Paso, Texas; LV—Las Vegas, Nev.

TUSKEGEE (1-0)

Dec. 17, 2008	H	W	75	32
---------------	---	---	----	----

UAB (11-10)

Nov. 26, 1982	BJCC	W	63	61
Dec. 2, 1983	BJCC	L (OT)	62	69
Nov. 30, 1984	BJCC	W	61	59
Dec. 10, 1985	BJCC	L	56	62
Nov. 28, 1986	BJCC	W	68	58
Feb. 25, 1989	BJCC	L	76	105
Dec. 1, 1989	H	L	65	75
Nov. 30, 1990	A	L	65	71
Nov. 29, 1991	BJCC	L	74	88
Feb. 9, 1993	A	W	86	74
Dec. 16, 1993	H	L	65	69
Nov. 30, 1994	A	W	60	54
Dec. 3, 1995	H	L	54	66
Nov. 22, 1996	A	L	57	64
Dec. 20, 1997	BJCC	L	65	71
Dec. 12, 1998	BJCC	W	77	64
Nov. 19, 1999	H	W	65	59
Nov. 13, 2015	H	W	75	74
Dec. 3, 2016	A	W	74	70
Dec. 9, 2017	H	W	85	80
Dec. 15, 2018	BJCC	W (OT)	75	71

UCF (5-2)

Dec. 22, 1985	A	W	78	49
Dec. 29, 1988	A	W	95	68
Nov. 14, 1997	A	W	70	63
Nov. 19, 1998	H	W	77	42
Nov. 20, 2009	DAY	L	74	84
Nov. 30, 2020	A	L	55	63
Dec. 1, 2021	H	W	85	68

DAY—Daytona Beach, Fla.

UNC ASHEVILLE (3-1)

Dec. 3, 1998	H	W	91	60
Dec. 20, 2001	H	W	83	38
Nov. 12, 2010	H	L (OT)	69	70
Dec. 4, 2018	H	W	67	41

UNLV (1-4)

Mar. 20, 1986	HOU*	W	70	63
Feb. 1, 1987	H	L	85	104
Dec. 17, 1991	A	L	82	85
Dec. 20, 2003	A	L	69	82
Dec. 12, 2004	H	L (OT)	87	91

*NCAA Tournament; HOU—Houston, Texas

USC UPSTATE (2-0)

Dec. 21, 2010	H	W	68	54
Nov. 29, 2016	H	W	90	83

UNC WILMINGTON (1-1)

Dec. 19, 1992	A	L	80	91
Nov. 28, 1993	H	W	94	75

UTAH (1-0)

Dec. 29, 1982	A	W	71	62
---------------	---	---	----	----

UTEP (0-3)

Dec. 21, 1973	A	L	56	68
Dec. 29, 1986	A	L	82	87
Dec. 25, 2011	HAW	L	76	83

HAW—Honolulu, Hawai'i

VANDERBILT (56-89)

Jan. 28, 1921	A	W	27	7
Feb. 17, 1927	A	L	35	39
Feb. 1, 1928	H	W	62	28
Jan. 26, 1930	H	L	27	29
Jan. 31, 1931	H	L	26	36
Feb. 14, 1931	H	W	42	25
Jan. 9, 1932	A	W	36	23
Jan. 30, 1932	H	W	38	23
Jan. 22, 1933	A	L	24	25
Feb. 9, 1933	H	L	20	21
Jan. 9, 1934	A	L	22	31
Jan. 27, 1934	H	L	33	48
Jan. 11, 1935	A	L	27	37
Jan. 12, 1935	A	L	24	41
Feb. 15, 1935	H	L	25	37
Jan. 9, 1936	A	L	27	47
Jan. 25, 1936	H	L	32	37
Jan. 16, 1939	H	L	39	41
Feb. 16, 1939	A	L	42	49
Jan. 11, 1940	A	L	45	51
Jan. 20, 1940	H	L	46	50
Jan. 25, 1941	H	W	45	44
Feb. 13, 1941	A	L	39	47
Jan. 16, 1942	H	W	35	33
Jan. 26, 1942	A	W	50	45
Feb. 26, 1942	LOU*	W	36	34
Jan. 11, 1943	A	L	39	54
Jan. 23, 1943	H	L	43	48
Jan. 24, 1947	H	L	37	38

Feb. 1, 1947	A	L	58	59
Jan. 21, 1948	H	W	46	41
Feb. 2, 1948	A	L	47	55
Jan. 22, 1949	H	W	48	46
Feb. 5, 1949	A	L	42	52
Jan. 21, 1950	H	L	47	58
Feb. 6, 1950	A	L	51	63
Jan. 6, 1951	A	L	51	61
Jan. 12, 1952	H	L	61	73
Feb. 7, 1953	A	W	71	66
Dec. 30, 1953	A	L	48	96
Feb. 6, 1954	H	W	76	73
Feb. 5, 1955	A	L	74	79
Feb. 27, 1956	H	W	74	65
Feb. 2, 1957	A	L	78	83
Feb. 1, 1958	H	W	77	69
Jan. 31, 1959	A	W	64	61
Jan. 30, 1960	H	W	55	54
Feb. 4, 1961	A	L	53	58
Feb. 3, 1962	H	W	89	68
Feb. 2, 1963	A	W	62	59
Feb. 1, 1964	H	W	81	63
Jan. 30, 1965	A	L	77	105
Mar. 1, 1965	H	L	64	79
Jan. 31, 1966	A	L	63	68
Feb. 14, 1966	H	L	76	91
Dec. 31, 1966	H	W	64	51
Jan. 16, 1967	A	L	65	71
Dec. 4, 1967	A	L	65	78
Jan. 15, 1968	H	L	65	74
Jan. 25, 1969	A	W	92	79
Feb. 22, 1969	H	W	85	75
Jan. 24, 1970	A	W	84	75
Feb. 21, 1970	H	L	74	92
Jan. 23, 1971	A	L	86	107
Feb. 20, 1971	H	W	96	94
Jan. 29, 1972	A	L	77	85
Feb. 26, 1972	H	L	87	93
Jan. 27, 1973	H	W	81	77
Feb. 24, 1973	A	L	70	98
Jan. 19, 1974	A	L	51	96
Feb. 18, 1974	H	L	79	89
Jan. 18, 1975	H	W	93	89
Feb. 17, 1975	A	L	78	85
Jan. 24, 1976	H	L	59	71
Feb. 21, 1976	A	L	72	80
Jan. 17, 1977	H	W	74	69
Feb. 14, 1977	A	W (OT)	76	71
Jan. 7, 1978	H	W	74	61
Feb. 4, 1978	A	L	78	91
Jan. 3, 1979	H	L	55	57
Jan. 27, 1979	A	L	59	66
Feb. 28, 1979	BHAM*	W	59	53
Jan. 9, 1980	A	L	57	66
Feb. 6, 1980	H	L	73	77
Jan. 14, 1981	H	L	81	97
Feb. 11, 1981	A	W	69	55
Jan. 13, 1982	A	L	68	78
Feb. 10, 1982	H	L	60	71
Jan. 17, 1983	A	L	62	64
Feb. 14, 1983	H	W	72	71
Jan. 17, 1984	H	L	71	73
Feb. 13, 1984	A	W	73	67
Mar. 8, 1984	A*	W	59	58
Jan. 30, 1985	A	W	86	80
Mar. 2, 1985	H	W	84	58
Jan. 29, 1986	H	W	97	70
Mar. 1, 1986	A	W	79	65
Jan. 17, 1987	A	L	75	91
Feb. 23, 1987	H	W	91	83
Jan. 23, 1988	H	L	71	75
Feb. 24, 1988	A	W	81	68
Dec. 14, 1988	A	L	77	93
Feb. 22, 1989	H	L	62	77
Jan. 20, 1990	H	W	82	79
Feb. 20, 1990	A	W	87	74
Jan. 16, 1991	H	L	59	80
Feb. 16, 1991	A	L	70	90
Feb. 4, 1992	A	L	83	89
Jan. 30, 1993	H	L	70	73
Feb. 9, 1994	A	L	60	84
Mar. 10, 1994	MEM*	W	81	56
Feb. 8, 1995	H	L	59	77
Jan. 31, 1996	A	L	62	76
Mar. 7, 1996	NO*	W	68	65

Feb. 15, 1997	H	L	61	75
Feb. 18, 1998	A	L	66	82
Feb. 17, 1999	H	W	81	63
Feb. 16, 2000	A	W	86	80
Mar. 3, 2001	H	W	69	66
Jan. 16, 2002	A	L	67	73
Jan. 8, 2003	H	W	62	59
Jan. 7, 2004	A	L	53	59
Feb. 16, 2005	H	L	43	67
Mar. 10, 2005	ATL*	W	77	73
Jan. 7, 2006	A	L	50	74
Mar. 9, 2006	NASH*	L	71	76
Jan. 6, 2007	H	W	68	65
Feb. 2, 2008	A	L	71	78
Mar. 13, 2008	ATL*	L	82	93
Jan. 31, 2009	H	L	75	82
Jan. 23, 2010	A	L	74	82
Feb. 19, 2011	H	L	60	77
Jan. 7, 2012	A	L	35	65
Jan. 23, 2013	A	L	61	73
Mar. 2, 2013	H	L	55	62
Feb. 22, 2014	H	L	59	67
Jan. 6, 2015	A	L	52	64
Jan. 12, 2016	A	L	57	75
Feb. 13, 2016	H	L	57	86
Jan. 4, 2017	A	L	61	80
Feb. 3, 2018	H	W	93	81
Feb. 16, 2019	A	W	64	53
Jan. 8, 2020	H	W	83	79
Feb. 9, 2021	A	W	73	67
Feb. 16, 2022	H	W	94	80

*SEC Tournament; LOU—Louisville, Ky.; BHAM—Birmingham, Ala.; MEM—Memphis, Tenn.; NO—New Orleans, La.; ATL—Atlanta, Ga.; NASH—Nashville, Tenn.

SERIES NOTES

- All Games at Auburn: Vanderbilt leads 36-32
- All Games at Auburn Arena: Vanderbilt leads 4-3
- All Games at BEMC: Vanderbilt leads 18-15
- All Games at Vanderbilt: Vanderbilt leads 50-18
- All Games at Memorial Gym: Vanderbilt leads 38-15
- Bruce Pearl vs. Vanderbilt: 13-8
- Jerry Stackhouse vs. Auburn: 0-3
- All Games at Neutral Sites: Auburn leads 5-2
- SEC Tournament Games: Auburn leads 6-2
- Current Series Streak: 5 by Auburn
- Longest Auburn Streak: 6 ('83-'84/'85-'86)
- Longest Vanderbilt Streak: 13 ('32-'33/'39-'40/'08-'17)

VCU (4-1)

Mar. 3, 1975	H	W	117	72
Dec. 16, 1976	A	W	109	59
Dec. 21, 1984	CHAT	L	59	78
Dec. 5, 1987	H	W	93	80
Dec. 20, 1988	A	W	85	79

CHAT—Chattanooga, Tenn.

VILLANOVA (2-2)

Dec. 28, 1983	JACK	W	95	83
Dec. 29, 1987	ATL	W	65	64
Dec. 28, 1988	ORL	L	83	84
Dec. 27, 1990	NO	L	71	88

JACK—Jacksonville, Fla.; ATL—Atlanta, Ga.; ORL—Orlando, Fla.; NO—New Orleans, La.

VIRGINIA (4-4)

1919-20	A	W	27	21
Feb. 18, 1925	ATL&	L	27	29
Feb. 27, 1931	ATL&	W	33	26
Dec. 8, 2001	BHAM	L	72	77
Dec. 3, 2004	RICH	L	87	89
Dec. 20, 2008	A	W	58	56
Dec. 7, 2009	H	W	68	67
Apr. 6, 2019	MINN*	L	62	63

&Southern Conference Tournament; *NCAA Tournament; ATL—Atlanta, Ga.; BHAM—Birmingham, Ala.; RICH—Richmond, Va.; MINN—Minneapolis, Minn.

VMI (0-2)

1919-20	A	L	19	45
Feb. 6, 1926	A	L	25	41

VIRGINIA TECH (6-2)

1919-20	A	L	20	26
Feb. 25, 1927	ATL&	W	38	33
Dec. 16, 1960	BHAM	W	76	73
Dec. 16, 1961	BHAM	W	77	63
Dec. 29, 1967	OKC	W	76	61
Dec. 8, 1973	H	W	76	74
Dec. 14, 1974	A	L	82	83
Dec. 21, 1999	SANJ	W	73	63

&Southern Conference Tournament; ATL—Atlanta, Ga.; BHAM—Birmingham, Ala.; OKC—Oklahoma City, Okla.; SANJ—San Juan, Puerto Rico

WAKE FOREST (4-3)

1907-08		W	38	13
Dec. 19, 1956	CHAR	L	48	58
Dec. 7, 1957	COL	W	78	66
Dec. 9, 1967	A	W	66	63
Dec. 6, 1969	H	L	81	95
Dec. 27, 1983	JACK	L	67	76
Mar. 23, 2003	TAM*	W	68	62

* NCAA Tournament; CHAR—Charlotte, N.C.; COL—Columbus, Ga.; JACK—Jacksonville, Fla.; TAM—Tampa, Fla.

WASHINGTON (1-0)

Nov. 9, 2018	H	W	88	66
--------------	---	---	----	----

WASHINGTON (ST. LOUIS) (0-1)

1947-48		L	29	59
---------	--	---	----	----

WASHINGTON & LEE (1-1)

1919-20	A	L	10	34
Dec. 17, 1954	MONT	W	91	81

MONT—Montgomery, Ala.

WEBER STATE (1-0)

Dec. 13, 1997	PROVO	W	63	58
---------------	-------	---	----	----

PROVO—Provo, Utah

WEST ALABAMA (2-0)

1948-49		W	49	44
Dec. 1, 1960	H	W	90	50

WEST FLORIDA (1-0)

Dec. 12, 1994	H	W	96	59
---------------	---	---	----	----

WEST GEORGIA (1-0)

Jan. 5, 2010	H	W	96	72
--------------	---	---	----	----

WEST POINT ATHLETIC CLUB (2-0)

1919-20	A	W	38	8
1922-23		W	25	18

WEST VIRGINIA (2-2)

Dec. 29, 1984	A	W	59	58
Nov. 22, 1985	HART	L	58	75
Dec. 3, 1985	H	W	84	59
Dec. 5, 2007	BHAM	L	59	88

HART—Hartford, Conn.; BHAM—Birmingham, Ala.

WESTERN CAROLINA (4-0)

Dec. 4, 1973	H	W	95	85
Dec. 9, 1974	H	W	85	77
Dec. 3, 1975	A	W	88	76
Dec. 15, 1996	H	W	80	55

WESTERN KENTUCKY (1-3)

Dec. 16, 1972	LA	L	72	87
Dec. 7, 1985	A	L	58	71
Dec. 1, 2002	NASH	L	70	89
Nov. 21, 2003	H	W	86	64

LA—Los Angeles, Calif.; NASH—Nashville, Tenn.

WESTERN MICHIGAN (0-1)

Dec. 17, 2002	H	L	54	72
---------------	---	---	----	----

WETUMPKA ATHLETIC CLUB (3-0)

1907-08	H	W	47	11
1909-10	H	W	56	12
Jan. 17, 1914	H	W	82	17

WHITE'S BUSINESS COLLEGE (1-0)

1927-28	H	W	92	13
---------	---	---	----	----

WILLIAM & MARY (0-1)

Dec. 29, 1981	DUR	L	48	58
---------------	-----	---	----	----

DUR—Durham, N.C.

WINSTON-SALEM STATE (1-0)

Nov. 17, 2006	H	W	95	62
---------------	---	---	----	----

WINTHROP (5-1)

Dec. 30, 1996	H	W	80	55
Mar. 11, 1999	INDY*	W	80	41
Dec. 29, 2005	H	W	64	62
DEC. 22, 2012	H	L	67	74
Dec. 17, 2014	H	W	80	62
Nov. 24, 2017	H	W	119	85

* NCAA Tournament; INDY—Indianapolis, Ind.

WISCONSIN (0-1)

Nov. 25, 2006	SOPA	L	63	77
---------------	------	---	----	----

SOPAD—South Padre Island, Texas

WOFFORD (6-2)

1922-23		W	42	19
1922-23		L	19	20
Dec. 19, 1995	H	W	73	56
Nov. 25, 1997	H	W	68	51
Dec. 15, 1998	H	W	79	51
Nov. 22, 2002	H	W	81	63
Dec. 5, 2004	H	L	78	85
Dec. 16, 2006	H	W	86	76

WYOMING (1-0)

Dec. 19, 1958	BHAM	W	70	47
---------------	------	---	----	----

BHAM—Birmingham, Ala.

XAVIER (5-5)

Dec. 28, 1962	NO	W	64	57
Dec. 28, 1968	MOB	W	75	73
Dec. 29, 1970	NOR	W	86	73
Dec. 18, 1971	BHAM	L	60	71
Dec. 19, 1972	A	L	60	67
Jan. 6, 2008	H	L	57	80
Dec. 3, 2008	A	L	74	81
Dec. 20, 2014	H	W (2OT)	89	88
Dec. 19, 2015	A	L	61	85
Nov. 19, 2018	MAUI	W (OT)	88	79

NO—New Orleans, La.; MOB—Mobile, Ala.; NOR—Norfolk, Va.; BHAM—Birmingham, Ala.; MAUI—Maui, Hawai'i

YALE (1-0)

Dec. 4, 2021	H	W	86	64
--------------	---	---	----	----

YOUNGSTOWN STATE (1-0)

Dec. 8, 1983	MOB	W	78	52
--------------	-----	---	----	----

MOB—Mobile, Ala.

YEAR-BY-YEAR COACHING RECORDS

W A R E A G L E

Year	Coach	OVERALL				SEC			Finish
		Won	Lost	Tied	Pct.	Won	Lost	Pct.	
1905-06	Mike Donahue	5	1	1	.786				
1906-07	Mike Donahue	4	2		.667				
1907-08	Mike Donahue	6	5		.545				
1908-09	Mike Donahue	4	3		.571				
1909-10	Mike Donahue	11	6		.647				
1910-11	Mike Donahue	3	5		.375				
1911-12	Mike Donahue	2	6		.250				
1912-13	Mike Donahue	6	9		.400				
1913-14	Mike Donahue	3	10		.231				
1914-15	Mike Donahue	3	5		.375				
1915-16	Mike Donahue	3	5		.375				
1916-17	Mike Donahue	2	2		.500				
1917-18	Mike Donahue	2	3		.400				
1918-19	Mike Donahue	4	3		.571				
1919-20	Mike Donahue	11	7		.611				
1920-21	Mike Donahue	5	8		.385				
1921-22	Wilbur Hutsell	5	8		.385				
1922-23	Wilbur Hutsell	7	7		.500				
1923-24	Wilbur Hutsell	4	9		.308				
1924-25	Herb Bunker	3	11		.214				
1925-26	Mike Papke	5	10		.333				
1926-27	Mike Papke	13	6		.684				
1927-28	Mike Papke	20	2		.909				
1928-29	George Bohler	6	15		.286				
1929-30	Hal Lee	1	10		.091				
1930-31	Sam McAllister	9	6		.600				
1931-32	Sam McAllister	12	3		.800				
1932-33	Sam McAllister	4	9		.308	4	7	.364	9th
1933-34	Ralph Jordan	2	11		.154	2	9	.182	12th
1934-35	Ralph Jordan	4	13		.235	3	9	.250	11th
1935-36	Ralph Jordan	10	7		.588	7	4	.636	5th
1936-37	Ralph Jordan	11	4		.733	7	4	.636	4th
1937-38	Ralph Jordan	14	5		.737	6	3	.667	4th
1938-39	Ralph Jordan	16	6		.727	8	4	.667	5th
1939-40	Ralph Jordan	7	10		.412	6	7	.462	8th
1940-41	Ralph Jordan	13	6		.684	6	5	.545	7th
1941-42	Ralph Jordan	11	6		.647	9	5	.643	5th
1942-43	Bob Evans	1	14		.067	1	12	.083	11th
1943-44	No Team								
1944-45	Bob Evans	3	14		.176	2	6	.250	9th
1945-46	Ralph Jordan	7	9		.438	7	6	.538	5th
1946-47	V.J. Edney	3	18		.143	1	15	.063	12th
1947-48	Danny Doyle	12	10		.545	7	7	.500	4th
1948-49	Danny Doyle	9	15		.375	5	11	.313	10th
1949-50	Joel Eaves	17	7		.708	12	6	.667	3rd
1950-51	Joel Eaves	12	10		.545	6	8	.429	5th
1951-52	Joel Eaves	14	12		.538	6	8	.429	9th
1952-53	Joel Eaves	13	8		.619	6	7	.462	5th
1953-54	Joel Eaves	16	8		.667	8	6	.571	5th
1954-55	Joel Eaves	11	9		.550	6	8	.429	8th
1955-56	Joel Eaves	11	10		.523	8	6	.571	4th
1956-57	Joel Eaves	13	8		.619	8	6	.571	6th
1957-58	Joel Eaves	16	6		.727	11	3	.786	2nd
1958-59	Joel Eaves	20	2		.909	12	2	.857	2nd
1959-60	Joel Eaves	19	3		.864	12	2	.857	SEC Champs
1960-61	Joel Eaves	15	7		.682	8	6	.571	5th
1961-62	Joel Eaves	18	6		.750	11	3	.786	3rd
1962-63	Joel Eaves	18	4		.818	10	4	.714	2nd
1963-64	Bill Lynn	11	12		.478	6	8	.429	10th
1964-65	Bill Lynn	16	9		.640	11	5	.688	3rd
1965-66	Bill Lynn	16	10		.615	8	8	.500	7th

2022-23 AUBURN MEN'S BASKETBALL

YEAR-BY-YEAR COACHING RECORDS

Year	Coach	OVERALL				SEC			Finish
		Won	Lost	Tied	Pct.	Won	Lost	Pct.	
1966-67	Bill Lynn	17	8		.680	12	6	.667	4th
1967-68	Bill Lynn	13	13		.500	8	10	.444	6th
1968-69	Bill Lynn	15	10		.600	10	8	.556	4th
1969-70	Bill Lynn	15	11		.577	11	7	.611	3rd
1970-71	Bill Lynn	11	15		.423	8	10	.445	6th
1971-72	Bill Lynn	10	16		.385	6	12	.333	7th
1972-73	Bill Lynn	6	20		.222	4	14	.222	9th
1973-74	Bob Davis	10	16		.385	5	13	.278	9th
1974-75	Bob Davis	18	8		.692	12	6	.667	3rd
1975-76	Bob Davis	16	10		.615	11	7	.611	4th
1976-77	Bob Davis	13	13		.500	6	12	.333	7th
1977-78	Bob Davis	13	14		.481	8	10	.444	5th
1978-79	Sonny Smith	13	16		.448	5	13	.278	9th
1979-80	Sonny Smith	10	18		.357	5	13	.278	9th
1980-81	Sonny Smith	11	16		.407	4	14	.222	9th
1981-82	Sonny Smith	14	14		.500	7	11	.389	7th
1982-83	Sonny Smith	15	13		.536	8	10	.444	8th
1983-84	Sonny Smith	20	11		.645	12	6	.667	2nd
1984-85	Sonny Smith	22	12		.647	8	10	.444	7th
1985-86	Sonny Smith	22	11		.667	13	5	.722	2nd
1986-87	Sonny Smith	18	13		.581	9	9	.500	5th
1987-88	Sonny Smith	19	11		.633	11	7	.611	2nd
1988-89	Sonny Smith	9	19		.321	2	16	.111	10th
1989-90	Tommy Joe Eagles	13	18		.419	8	10	.444	6th
1990-91	Tommy Joe Eagles	13	16		.448	5	13	.278	7th
1991-92	Tommy Joe Eagles	12	15		.444	5	11	.313	5th-Western
1992-93	Tommy Joe Eagles	15	12		.556	8	8	.500	3rd-Western
1993-94	Tommy Joe Eagles	11	17		.393	3	13	.188	6th-Western
1994-95	Cliff Ellis	16	13		.552	7	9	.438	4th-Western
1995-96	Cliff Ellis	19	13		.594	6	10	.375	T4th-Western
1996-97	Cliff Ellis	16	15		.516	6	10	.375	T3rd-Western
1997-98	Cliff Ellis	16	14		.533	7	9	.438	3rd-Western
1998-99	Cliff Ellis	29	4		.879	14	2	.875	SEC Champs
1999-2000	Cliff Ellis	24	10		.706	9	7	.563	2nd-Western
2000-01	Cliff Ellis	18	14		.563	7	9	.438	T4th-Western
2001-02	Cliff Ellis	12	16		.429	4	12	.250	6th-Western
2002-03	Cliff Ellis	22	12		.647	8	8	.500	T2nd-Western
2003-04	Cliff Ellis	14	14		.500	5	11	.313	T4th-Western
2004-05	Jeff Lebo	14	17		.452	4	12	.250	T5th-Western
2005-06	Jeff Lebo	12	16		.429	4	12	.250	T5th-Western
2006-07	Jeff Lebo	17	15		.531	7	9	.438	T3rd-Western
2007-08	Jeff Lebo	14	16		.467	4	12	.250	6th-Western
2008-09	Jeff Lebo	24	12		.667	10	6	.625	2nd-Western
2009-10	Jeff Lebo	15	17		.469	6	10	.375	T4th-Western
2010-11	Tony Barbee	11	20		.355	4	12	.250	5th-Western
2011-12	Tony Barbee	15	16		.484	5	11	.313	T10th
2012-13	Tony Barbee	9	23		.281	3	15	.167	14th
2013-14	Tony Barbee	14	16		.467	6	12	.333	12th
2014-15	Bruce Pearl	15	20		.429	4	14	.222	13th
2015-16	Bruce Pearl	11	20		.355	5	13	.278	13th
2016-17	Bruce Pearl ##	6	14		.300	0	11	.000	11th
2017-18	Bruce Pearl	26	8		.765	13	5	.722	SEC Champs
2018-19	Bruce Pearl	30	10		.750	11	7	.611	T4th
2019-20	Bruce Pearl	25	6		.806	12	6	.667	T2nd
2020-21	Bruce Pearl	13	14		.481	7	11	.389	T10th
2021-22	Bruce Pearl	26	6		.813	15	3	.833	SEC Champs
	Wes Flanigan ^	1	0		1.000	0	0	.000	
	Steven Pearl ^	1	0		1.000	0	0	.000	

WAREAGLE

2022-23 AUBURN MEN'S BASKETBALL

Does not include 12 wins, including 7 SEC wins, vacated by the NCAA Committee on Infractions.

^ Served as acting head coach during the 2021-22 season and credited with a coaching win in the NCAA record books.

ALL-TIME COACHING RECORDS

WAREAGLE

Years	Coach	Seasons	OVERALL				SEC		
			Won	Lost	Tied	Pct.	Won	Lost	Pct.
1905-06 to 1920-21	Mike Donahue	16	74	80	1	.481			
1921-22 to 1923-24	Wilbur Hutsell	3	16	24		.421			
1924-25	Herb Bunker	1	3	11		.214			
1925-26 to 1927-28	Mike Papke	3	38	18		.679			
1928-29	George Bohler	1	6	15		.286			
1929-30	Hal Lee	1	1	10		.091			
1930-31 to 1932-33	Sam McAllister	3	25	18		.581	4	7	.364
1933-34 to 1941-42, 1945-46	Ralph Jordan	10	95	77		.552	61	56	.521
1942-43, 1944-45	Bob Evans	2	4	28		.125	3	18	.143
1946-47	V.J. Edney	1	3	18		.143	1	15	.063
1947-48 to 1948-49	Danny Doyle	2	21	25		.457	12	18	.400
1949-50 to 1962-63	Joel Eaves	14	213	100		.681	124	75	.623
1963-64 to 1972-73	Bill Lynn	10	130	124		.512	84	88	.488
1973-74 to 1977-78	Bob Davis	5	70	61		.534	42	48	.467
1978	Paul Lambert	2 months							
1978-79 to 1988-89	Sonny Smith	11	173	154		.529	84	114	.424
1989-90 to 1993-94	Tommy Joe Eagles	5	64	78		.451	29	55	.345
1994-95 to 2003-04	Cliff Ellis	10	186	125		.598	73	87	.456
2004-05 to 2009-10	Jeff Lebo	6	96	93		.508	35	61	.365
2010-11 to 2013-14	Tony Barbee	4	49	75		.395	18	50	.264
2014-15 to Present	Bruce Pearl ##	8	152	98		.608	67	70	.489
2021-22	Wes Flanigan ^		1	0		1.000	0	0	.000
2021-22	Steven Pearl ^		1	0		1.000	0	0	.000
TOTALS		116 (89 SEC)	1421	1232	1	.536	637	762	.455

Does not include 12 wins, including 7 SEC wins, vacated by the NCAA Committee on Infractions.

^ Served as acting head coach during the 2021-22 season and credited with a coaching win in the NCAA record books.

2022-23 AUBURN MEN'S BASKETBALL



2022 SEC Coach of the Year Bruce Pearl

100-POINT GAMES

AUBURN 100-POINT GAMES (BY DATE)

1/2/57	Howard	W	101-70
12/30/57	Howard	W	106-47
12/2/58	Jacksonville State	W	111-54
12/27/58	Florence State	W	104-78
2/14/59	LSU	W	115-67
12/7/59	Howard	W	104-57
12/3/63	Howard	W	102-44
12/29/64	vs. Furman	W	107-86
2/13/65	LSU	W	101-60
12/1/66	The Citadel	W	105-83
2/14/70	Alabama	W	121-78
12/29/71	at Furman	W	103-78
2/12/72	at Florida	W	103-100
1/6/75	Ole Miss	W	104-86
2/24/75	LSU	W	110-94
3/3/75	VCU	W	117-72
1/3/76	at LSU	W	102-86
3/8/76	Ole Miss	W	103-88
12/16/77	at VCU	W	109-59
12/10/77	vs. Oklahoma State	W	112-94
3/6/78	Tennessee	W	107-94
12/13/80	Eckerd College	W	106-66
12/21/81	Cal State-Chico	W	104-61
12/18/82	Florida International	W	115-77
12/19/83	Eastern Kentucky	W	100-60
12/11/86	Austin Peay	W	115-93
12/13/86	Southwestern Louisiana	W	107-91
3/1/87	LSU	W	100-62
11/27/87	vs. South Alabama	W	120-67
12/12/87	at Illinois	L (OT)	103-107
12/10/88	Texas Southern	W	109-81
11/25/91	SIU Edwardsville	W	109-86
12/11/91	Troy State	W	141-116
12/28/91	vs. Eastern Kentucky	W	104-92
2/29/92	Ole Miss	W	110-84
1/23/93	at #8 Arkansas	W	100-89
12/9/93	Troy State	W	113-86
12/18/93	at Old Dominion	W	101-87
1/15/94	#3 Arkansas	L	105-117
2/12/94	LSU	W	111-83
12/17/94	Alabama State	W	102-62
1/14/95	#4 Arkansas	W	104-90
1/6/96	Arkansas	W	101-76
11/13/98	Southeastern Louisiana	W	114-60
2/13/99	Alabama	W	102-61
11/21/99	Arkansas-Pine Bluff	W	100-44
12/20/99	at Puerto Rico-Mayaguez	W	109-52
1/2/00	Stony Brook	W	100-45
12/5/00	Grambling	W	104-60
12/16/00	vs. Oregon	W	101-97
11/26/02	Georgia State	W	100-71
11/29/03	vs. Grambling State	W	105-56
11/21/14	Louisiana	W	105-80
11/27/15	Northwestern State	W	119-81
12/15/16	Coastal Carolina	W	117-72
11/10/17	Norfolk State	W	102-74
11/24/17	Winthrop	W	119-85
11/6/18	South Alabama	W	101-58
11/14/18	Mississippi College	W	103-52
11/15/19	CSUN	W	116-70
1/23/21	at South Carolina	W	109-86
11/24/21	vs. #21 UConn	L (2OT)	109-115
2/1/22	Alabama	W	100-81

AUBURN 100-POINT GAMES (BY POINTS)

12/11/91	Troy State	W	141-116
2/14/70	Alabama	W	121-78
11/27/87	vs. South Alabama	W	120-67
11/24/17	Winthrop	W	119-85
11/27/15	Northwestern State	W	119-81
12/15/16	Coastal Carolina	W	117-72
3/3/75	VCU	W	117-72
11/15/19	CSUN	W	116-70
12/11/86	Austin Peay	W	115-93
12/18/82	Florida International	W	115-77
2/14/59	LSU	W	115-67
11/13/98	Southeastern Louisiana	W	114-60
12/9/93	Troy State	W	113-86
12/10/77	vs. Oklahoma State	W	112-94
2/12/94	LSU	W	111-83
12/2/58	Jacksonville State	W	111-54
2/29/92	Ole Miss	W	110-84
2/24/75	LSU	W	110-94
11/24/21	vs. #21 UConn	L (2OT)	109-115
1/23/21	at South Carolina	W	109-86
12/20/99	at Puerto Rico-Mayaguez	W	109-52
11/25/91	SIU Edwardsville	W	109-86
12/10/88	Texas Southern	W	109-81
12/16/77	at VCU	W	109-59
12/13/86	Southwestern Louisiana	W	107-91
3/6/78	Tennessee	W	107-94
12/29/64	vs. Furman	W	107-86
12/13/80	Eckerd College	W	106-66
12/30/57	Howard	W	106-47
11/21/14	Louisiana	W	105-80
11/29/03	vs. Grambling State	W	105-56
1/15/94	#3 Arkansas	L	105-117
12/1/66	The Citadel	W	105-83
12/5/00	Grambling	W	104-60
1/14/95	#4 Arkansas	W	104-90
12/28/91	vs. Eastern Kentucky	W	104-92
1/6/75	Ole Miss	W	104-86
12/21/81	Cal State-Chico	W	104-61
12/7/59	Howard	W	104-57
12/27/58	Florence State	W	104-78
11/14/18	Mississippi College	W	103-52
12/12/87	at Illinois	L (OT)	103-107
3/8/76	Ole Miss	W	103-88
2/12/72	at Florida	W	103-100
12/29/71	at Furman	W	103-78
11/10/17	Norfolk State	W	102-74
2/13/99	Alabama	W	102-61
12/17/94	Alabama State	W	102-62
1/3/76	at LSU	W	102-86
12/3/63	Howard	W	102-44
11/6/18	South Alabama	W	101-58
12/16/00	vs. Oregon	W	101-97
1/6/96	Arkansas	W	101-76
12/18/93	at Old Dominion	W	101-87
2/13/65	LSU	W	101-60
1/2/57	Howard	W	101-70
2/1/22	Alabama	W	100-81
11/26/02	Georgia State	W	100-71
1/2/00	Stony Brook	W	100-45
11/21/99	Arkansas-Pine Bluff	W	100-44
1/23/93	at #8 Arkansas	W	100-89
3/1/87	LSU	W	100-62
12/19/83	Eastern Kentucky	W	100-60

OPPONENT 100-POINT GAMES (BY DATE)

2/27/54	vs. Kentucky	L	79-109
2/25/57	at Kentucky	L	85-103
1/30/65	at Vanderbilt	L	77-105
1/29/66	at Kentucky	L	78-115
2/3/69	at Kentucky	L	93-105
3/2/70	at #1 Kentucky	L	81-102
12/12/70	at Ole Miss	L	96-108
1/9/71	LSU	L	92-106
1/23/71	at Vanderbilt	L	86-107
2/1/71	at #11 Kentucky	L	76-114
2/15/71	at LSU	L	94-114
3/1/71	#10 Kentucky	L	83-102
12/16/71	at Louisiana Tech	L	82-107
2/12/72	at Florida	W	103-100
3/6/72	at Kentucky	L	67-102
12/18/72	at Dayton	L	63-106
2/10/75	at #5 Kentucky	L	76-119
12/17/77	at Iona College	L	82-105
1/9/78	#1 Kentucky	L	77-101
2/6/78	at #1 Kentucky	L	81-104
2/20/78	LSU	L (OT)	95-101
2/4/81	at #6 Kentucky	L	74-102
2/1/87	#3 UNLV	L	85-104
2/14/87	at Tennessee	L	84-103
3/14/87	vs. #3 Indiana	L	90-107
12/12/88	at Illinois	L (OT)	103-107
3/19/88	vs. #8 Oklahoma	L	87-107
1/7/89	at LSU	L	77-104
2/8/89	#19 LSU	L	91-104
2/25/89	at UAB	L	76-105
11/26/89	at Alaska-Anchorage	L	94-109
3/2/91	at #13 Kentucky	L	93-114
12/11/91	Troy State	W	141-116
12/21/91	vs. South Alabama	L	87-107
1/4/92	at #16 Arkansas	L	92-110
12/28/93	vs. #7 Michigan	L	81-102
1/15/94	#3 Arkansas	L	105-117
2/21/98	at Arkansas	L	83-107
2/24/99	at Arkansas	L	88-104
1/25/00	at #11 Tennessee	L	76-105
3/2/04	at #5 Mississippi State	L	91-105
2/15/06	at #8 Tennessee	L	89-105
12/20/10	Sam Houston State	L	89-107
11/15/13	Northwestern State	L	92-111
2/10/15	#23 Arkansas	L	87-101
2/21/15	at #1 Kentucky	L	75-110
2/14/17	#13 Florida	L	95-114
2/20/21	at LSU	L	80-104
11/24/21	vs. #21 UConn	L (2OT)	109-115

100-POINT AND OVERTIME GAMES

WAREAGLE

2022-23 AUBURN MEN'S BASKETBALL

OPPONENT 100-POINT GAMES (BY POINTS)

2/10/75	at #5 Kentucky	L	76-119
1/15/94	#3 Arkansas	L	105-117
12/11/91	Troy State	W	141-116
1/29/66	at #2 Kentucky	L	78-115
2/14/17	#13 Florida	L	95-114
3/2/91	at #13 Kentucky	L	93-114
2/15/71	at LSU	L	94-114
2/1/71	at #11 Kentucky	L	76-114
11/15/13	Northwestern State	L	92-111
2/21/15	at #1 Kentucky	L	75-110
1/4/92	at #16 Arkansas	L	92-110
11/26/89	at Alaska-Anchorage	L	94-109
2/27/54	vs. #2 Kentucky	L	79-109
12/12/70	at Ole Miss	L	96-108
12/20/10	Sam Houston State	L	89-107
2/21/98	at Arkansas	L	83-107
12/21/91	vs. South Alabama	L	87-107
3/19/88	vs. #8 Oklahoma	L	87-107
12/12/88	at Illinois	L (OT)	103-107
3/14/87	vs. #3 Indiana	L	90-107
12/16/71	at Louisiana Tech	L	82-107
1/23/71	at Vanderbilt	L	86-107
12/18/72	at Dayton	L	63-106
1/9/71	LSU	L	92-106
2/15/06	at #8 Tennessee	L	89-105
3/2/04	at #5 Mississippi State	L	91-105
1/25/00	at #11 Tennessee	L	76-105
2/25/89	at UAB	L	76-105
12/17/77	at Iona College	L	82-105
2/3/69	at #5 Kentucky	L	93-105
1/30/65	at Vanderbilt	L	77-105
2/20/21	at LSU	L	80-104
2/24/99	at Arkansas	L	88-104
2/8/89	#19 LSU	L	91-104
1/7/89	at LSU	L	77-104
2/1/87	#3 UNLV	L	85-104
2/6/78	at #1 Kentucky	L	81-104
2/14/87	at Tennessee	L	84-103
2/25/57	at #3 Kentucky	L	85-103
12/28/93	vs. #7 Michigan	L	81-102
2/4/81	at #6 Kentucky	L	74-102
3/6/72	at Kentucky	L	67-102
3/1/71	#10 Kentucky	L	83-102
3/2/70	at #1 Kentucky	L	81-102
2/10/15	#23 Arkansas	L	87-101
2/20/78	LSU	L (OT)	95-101
1/9/78	#1 Kentucky	L	77-101
2/12/72	at Florida	W	103-100

OVERTIME GAMES (BY SEASON)

1906-07	Columbus YMCA	W	29-27
1920-21	Mercer	W	36-31
1923-24	Birmingham Ath. Club	W	32-36
1926-27	at Georgia Tech	L	20-22
1930-31	NC State	W	30-28
1939-40	Georgia Tech	W	39-38
1950-51	Georgia	W	69-68
	Florida	W	83-77
1953-54	at Howard	W	70-63
1955-56	at Rice (2OT)	L	80-82
	Georgia Tech	W	77-74
1956-57	vs. Alabama	W	92-88
	at Georgia Tech	L	67-76
	vs. Alabama (2OT)	L	79-81
1959-60	at Tulane	W	53-51
	at Alabama	W	63-61
1960-61	Georgia Tech	L	43-48
	at Alabama	L	66-71
1962-63	at Florida State (2OT)	W	77-70
	at Houston	W	71-69
	vs. Alabama	W	81-78
	Georgia	W	70-67
	vs. Alabama	W	74-67
1963-64	at Mississippi State	W	64-63
	at Ole Miss	L	58-59
1965-66	at Columbia	W	76-75
1966-67	at Georgia Tech	L	76-78
	at Mississippi State	L	55-59
	at Alabama	W	99-96
1967-68	Tennessee	L	54-63
1968-69	Florida	W	81-80
1969-70	at Mississippi State	W	71-69
1972-73	at Georgia	L	72-84
	Florida	L	74-76
1973-74	Kentucky	W	99-97
1974-75	at Georgia	L	90-93
1975-76	at SMU	L	85-87
	Kentucky	W	91-84
	Tennessee	W	73-72
1976-77	at Vanderbilt	W	76-71
1977-78	LSU	L	95-101
	at Mississippi State	L	82-83
1978-79	Kentucky	L	83-86
	at Florida	W	93-92
	Ole Miss (2OT)	W	56-54
	vs. Georgia (4OT)	W	95-91
1979-80	vs. Arkansas State	L	62-69
	Alabama	L	46-50
	at Georgia	W	69-65
1980-81	vs. Air Force	L	46-48
	vs. Florida	L	48-50
1981-82	Kentucky	W	83-81
	vs. Mississippi State	W	38-36
1983-84	at UAB	L	62-69
1984-85	Kentucky	L	47-49
	at Florida	W	81-78
	at Alabama (2OT)	L	72-74
	vs. Alabama	W	53-49
1985-86	at SW Louisiana	L	64-66
	at Georgia	W	87-86
1986-87	Georgia	W	62-58
1987-88	at Illinois	L	103-107
1990-91	at Georgia (2OT)	W	59-58
	Florida	L	84-87
1993-94	Georgia	L	80-83
	Mississippi State	L	86-91
	at Ole Miss (2OT)	L	85-88
1995-96	Mississippi State	L	75-78
	Tulane (NIT)	L	73-87
1996-97	vs. Colorado	L	72-78
	at Hawaii-Hilo	W	98-92
1997-98	Mississippi State	W	68-66
	at Marquette (NIT)	L	60-75
1999-00	at Ole Miss	L	77-79
	vs. South Carolina	W	77-72
2000-01	vs. Toledo (2OT)	L	90-95
	vs. Oregon	W	101-97
	Tennessee (2OT)	L	88-96
	at Georgia	L	80-85
	Alabama	W	72-69
2002-03	vs. Saint Joseph's (NCAA)	W	65-63
2003-04	South Carolina	L	51-53
2004-05	Colorado State	W	79-76
	UNLV	L	87-91
	Florida	L	78-84
2006-07	Nicholls State	W	92-87
2008-09	vs. Dayton	L	59-60
2009-10	at Arkansas	L	79-82
	at Mississippi State	L	75-85
2010-11	UNC Asheville	L	69-70
	Georgia Southern	W	88-84
	at Georgia	L	72-81
2011-12	Ole Miss (2OT)	W	69-68
	at LSU	L	58-65
2012-13	Rhode Island (2OT)	L	72-78
	at Arkansas (2OT)	L	80-88
	at Mississippi State	L	71-74
2014-15	Xavier (2OT)	W	89-88
	vs. LSU (SEC)	W	73-70
2015-16	vs. Middle Tennessee	L	81-88
2016-17	vs. UConn	W	70-67
	vs. Missouri (SEC)	L	83-86
2018-19	vs. Xavier	W	88-79
	at UAB	W	75-71
	vs. Kentucky (NCAA)	W	77-71
2019-20	Furman	W	81-78
	at Ole Miss (2OT)	W	83-82
	at Arkansas	W	79-76
	LSU	W	91-90
	Alabama	W	95-91
2020-21	vs. Saint Joseph's	W	96-91
	Ole Miss	L	84-86
2021-22	vs. #21 UConn (2OT)	L	109-115
	at Arkansas	L	76-80
	at Mississippi State	W	81-68

All-Time Overtime Record: 60-55 (.522)

AUBURN IN THE AP TOP 25 POLL

WAREAGLE

2022-23 AUBURN MEN'S BASKETBALL

1954-55

Jan. 11 20th

1957-58

Feb. 25 20th
March 4 16th
March 11 (Final) 16th

1958-59

Dec. 9 12th
Dec. 16 13th
Dec. 23 8th
Dec. 30 9th
Jan. 6 6th
Jan. 13 5th
Jan. 20 5th
Jan. 27 4th
Feb. 3 4th
Feb. 10 4th
Feb. 17 2nd
Feb. 24 6th
March 2 7th
March 9 (Final) 8th

1959-60

Feb. 9 17th
Feb. 16 17th
Feb. 23 13th
March 1 11th
March 8 (Final) 11th

1960-61

Dec. 13 11th
Dec. 20 9th
Dec. 27 9th
Jan. 3 10th

1962-63

Jan. 1 10th
Feb. 19 9th

1974-75

Jan. 21 20th
Jan. 28 14th

1975-76

Dec. 2 17th
Dec. 9 17th
Dec. 16 17th

1976-77

Dec. 28 20th

1982-83

Jan. 25 20th

1983-84

Jan. 31 19th
Feb. 7 16th
Feb. 21 19th

1985-86

Preseason 10th
Nov. 26 19th
Dec. 3 19th

1986-87

Preseason 12th
Dec. 2 7th
Dec. 9 7th
Dec. 16 6th
Dec. 23 5th
Dec. 30 5th
Jan. 6 13th
Jan. 13 10th
Jan. 20 17th
Jan. 27 18th
Feb. 3 20th

1987-88

Jan. 12 19th

1995-96

Jan. 15 23rd
Jan. 22 21st
Jan. 29 22nd

1998-99

Dec. 15 19th
Dec. 22 18th
Dec. 29 17th
Jan. 5 14th
Jan. 12 8th
Jan. 19 6th
Jan. 26 7th
Feb. 2 6th
Feb. 9 3rd
Feb. 16 3rd
Feb. 23 2nd
March 2 4th
March 9 (Final) 4th

1999-2000

Preseason 4th
Nov. 16 3rd
Nov. 23 2nd
Nov. 30 7th
Dec. 7 8th
Dec. 14 6th
Dec. 21 7th
Dec. 28 4th
Jan. 4 4th
Jan. 11 4th
Jan. 18 4th
Jan. 25 7th
Feb. 1 10th
Feb. 8 9th
Feb. 15 12th
Feb. 22 11th
Feb. 29 19th
March 14 (Final) 24th

2002-03

Jan. 21 24th

2017-18

Jan. 8 22th
Jan. 15 17th
Jan. 22 19th
Jan. 29 11th
Feb. 5 8th
Feb. 12 10th
Feb. 19 12th
Feb. 26 14th
March 5 16th
March 12 (Final) 19th

2018-19

Preseason 11th
Nov. 12 9th
Nov. 19 8th
Nov. 26 8th
Dec. 3 8th
Dec. 10 8th
Dec. 17 7th
Dec. 24 12th
Dec. 31 12th
Jan. 7 11th
Jan. 14 14th
Jan. 21 16th
March 11 22nd
March 18 (Final) 14th

2019-20

Preseason 23rd
Nov. 18 18th
Nov. 25 17th
Dec. 2 13th
Dec. 9 10th
Dec. 16 9th
Dec. 23 8th
Dec. 30 7th
Jan. 6 5th
Jan. 13 4th
Jan. 20 16th
Jan. 27 16th
Feb. 3 10th
Feb. 10 11th
Feb. 17 12th
Feb. 24 15th
March 2 16th
March 9 17th
March 16 (Final) 20th

2021-22

Preseason 22nd
Nov. 15 21st
Nov. 22 19th
Nov. 29 21st
Dec. 6 18th
Dec. 13 13th
Dec. 20 12th
Dec. 27 11th
Jan. 3 9th
Jan. 10 4th
Jan. 17 2nd
Jan. 24 1st
Jan. 31 1st
Feb. 7 1st
Feb. 14 2nd

Feb. 21 3rd
Feb. 28 5th
March 7 4th
March 14 (Final) 8th

RANKING NOTES

HIGHEST RANKING ACHIEVED

1st Jan. 24, 2022
1st Jan. 31, 2022
1st Feb. 7, 2022

CONSECUTIVE WEEKS RANKED

30 Dec. 15, 1998-Feb. 29, 2000
22 Jan. 8, 2018-Jan. 21, 2019
21 March 11, 2019-March 16, 2020
17 Feb. 25, 1957-March 9, 1959

CONSECUTIVE WEEKS RANKED NO. 1

3 Weeks Jan. 24-Feb. 13, 2022

ENTIRE SEASONS RANKED

19 Weeks 2019-20 Season
19 Weeks 2021-22 Season

RECORD VS. RANKED TEAMS

vs. Top 25 75-217
vs. Top 20 56-177
vs. Top 15 44-157
vs. Top 10 29-115
vs. Top 5 9-59

RECORD WHEN RANKED

In Top 25 188-67
In Top 20 166-60
In Top 15 131-41
In Top 10 88-30
In Top 5 42-15

PRESEASON RANKINGS

Season	Rank
1985-86	10th
1986-87	12th
1999-00	4th
2018-19	11th
2019-20	23rd
2021-22	22nd

FINAL RANKINGS

Season	Rank
1957-58	16th
1958-59	8th
1959-60	11th
1998-99	4th
1999-00	24th
2017-18	19th
2018-19	14th
2019-20	20th
2021-22	8th

**BOLD indicates highest
preseason and final national
ranking in the AP Poll**

AUBURN IN THE COACHES TOP 25 POLL

WAREAGLE

2022-23 AUBURN MEN'S BASKETBALL

1957-58

Feb. 25 25th

1958-59

Dec. 23 9th
 Dec. 30 10th
 Jan. 6 9th
 Jan. 13 7th
 Jan. 20 6th
 Jan. 27 6th
 Feb. 3 7th
 Feb. 10 6th
 Feb. 17 6th
 Feb. 24 8th
 March 2 10th
 Final 10th

1959-60

Feb. 23 16th
 March 1 16th
 Final 17th

1960-61

Dec. 5 14th
 Dec. 13 14th
 Dec. 20 16th
 Dec. 27 13th
 Jan. 3 19th

1962-63

Jan. 1 12th
 Jan. 8 16th
 Jan. 22 16th
 Feb. 5 19th
 Feb. 19 15th
 Feb. 26 17th

1982-83

Feb. 1 20th

1983-84

Jan. 31 17th
 Feb. 7 14th
 Feb. 14 16th
 Feb. 21 18th
 March 13 19th

1985-86

Preseason 11th
 Dec. 3 18th

1986-87

Dec. 2 8th
 Dec. 9 8th
 Dec. 16 7th
 Dec. 23 5th
 Dec. 30 6th
 Jan. 6 11th
 Jan. 13 9th
 Jan. 20 15th
 Jan. 27 17th
 Feb. 3 19th

1987-88

Dec. 8 20th

1995-96

Jan. 15 23rd
 Jan. 22 22nd
 Jan. 29 22nd
 Feb. 5 22nd

1998-99

Dec. 8 24th
 Dec. 15 18th
 Dec. 22 17th
 Dec. 29 15th
 Jan. 5 14th
 Jan. 12 9th
 Jan. 19 6th
 Jan. 26 7th
 Feb. 2 7th
 Feb. 9 3rd
 Feb. 16 3rd
 Feb. 23 2nd
 March 2 4th
 March 9 4th
 Final 7th

1999-2000

Preseason 4th
 Nov. 23 3rd
 Nov. 30 5th
 Dec. 7 8th
 Dec. 14 7th
 Dec. 21 6th
 Dec. 28 5th
 Jan. 4 5th
 Jan. 11 5th
 Jan. 18 4th
 Jan. 25 7th
 Feb. 1 10th
 Feb. 8 8th
 Feb. 15 11th
 Feb. 22 8th
 Feb. 29 13th
 March 7 23rd
 March 14 22nd

2017-18

Jan. 8 24th
 Jan. 15 20th
 Jan. 22 20th
 Jan. 29 13th
 Feb. 5 9th
 Feb. 12 11th
 Feb. 19 13th
 Feb. 26 15th
 March 5 15th
 March 11 21st
 Final 23rd

2018-19

Preseason 12th
 Nov. 19 9th
 Nov. 26 10th
 Dec. 3 9th
 Dec. 10 8th
 Dec. 17 7th
 Dec. 24 12th
 Dec. 31 13th
 Jan. 7 10th
 Jan. 14 12th
 Jan. 21 15th
 March 11 24th
 March 18 18th
 Final 5th

2019-20

Preseason 23rd
 Nov. 18 18th
 Nov. 25 17th
 Dec. 2 13th
 Dec. 9 10th
 Dec. 16 9th
 Dec. 23 8th
 Dec. 30 7th
 Jan. 6 5th
 Jan. 13 4th
 Jan. 20 16th
 Jan. 27 16th
 Feb. 3 10th
 Feb. 10 11th
 Feb. 24 15th
 March 2 16th
 March 9 17th
 March 16 (Final) 20th

2021-22

Preseason 22nd
 Nov. 22 22nd
 Nov. 29 20th
 Dec. 6 21st
 Dec. 13 14th
 Dec. 20 12th
 Jan. 3 9th
 Jan. 10 4th
 Jan. 17 2nd
 Jan. 24 2nd
 Jan. 31 1st
 Feb. 7 2nd
 Feb. 14 2nd
 Feb. 21 4th
 Feb. 28 5th
 March 7 4th
 March 13 7th
 Final 14th

RANKING NOTES

HIGHEST RANKING ACHIEVED

1st Jan. 31, 2022

CONSECUTIVE WEEKS RANKED

33 Dec. 8, 1998-March 14, 2000
 22 March 11, 2019-March 16, 2020
 22 Jan. 8, 2017-Jan. 21, 2019

CONSECUTIVE WEEKS RANKED NO. 1

1 Week Jan. 31-Feb. 6, 2022

ENTIRE SEASONS RANKED

19 Weeks 2019-20 Season
 18 Weeks 2021-22 Season

PRESEASON RANKINGS

Season	Rank
1985-86	11th
1999-00	4th
2018-19	12th
2019-20	23rd
2021-22	22nd

FINAL RANKINGS

Season	Rank
1958-59	10th
1959-60	17th
1998-99	7th
2017-18	23rd
2018-19	5th
2019-20	20th
2021-22	14th

BOLD indicates highest
 preseason and final national
 ranking in the Coaches Poll

WHEN AUBURN IS RANKED (AP POLL)

Rank	Record	Last Game
1st	5-1	W, 75-58 vs. Texas A&M (2/12/22)
2nd	4-5	L, 62-63 at Florida (2/19/22)
3rd	6-1	L, 62-67 at #17 Tennessee (2/26/22)
4th	17-6	L, 62-67 vs. Texas A&M (3/11/22)
5th	10-2	W, 82-71 vs. South Carolina (3/5/22)
6th	11-1	W, 87-67 vs. Pepperdine (12/22/99)
7th	7-2	W, 93-88 vs. Murray State (12/22/18)
8th	14-6	L, 61-79 vs. Miami (Fla.) (3/20/22)
9th	8-1	W, 85-73 vs. Florida (1/8/22)
10th	6-5	L, 75-84 at South Carolina (2/17/18)
11th	13-2	W, 70-55 vs. #16 LSU (12/29/21)
12th	8-1	W, 71-58 vs. Murray State (12/22/21)
13th	9-3	W, 74-70 vs. Saint Louis (12/18/21)
14th	10-4	W, 81-78 (OT) vs. Furman (12/5/19)
15th	3-1	L, 66-73 at #8 Kentucky (2/29/20)
16th	3-4	W, 80-76 vs. Iowa State (1/25/20)
17th	14-4	W, 85-63 at Tennessee (3/7/20)
18th	6-2	W, 99-68 vs. Nebraska (12/11/21)
19th	9-4	W, 89-68 vs. Syracuse (11/26/21)
20th	3-5	L, 71-75 at Georgia (2/7/87)
21st	3-1	W, 86-64 vs. Yale (12/4/21)
22nd	13-3	W, 93-65 vs. Louisiana-Monroe (11/12/21)
23rd	3-1	L, 67-75 vs. Arkansas (3/12/00)
24th	3-2	W, 76-66 vs. Davidson (11/8/19)
25th	0-0	None

All-Time Record: 188-67 (.737)

AUBURN VS. RANKED OPPONENTS (AP POLL)

Rank	Record	Last Game
1st	1-13	L, 67-90 vs. Gonzaga (11/27/21)
2nd	1-16	L, 72-84 at Baylor (1/30/21)
3rd	1-15	W, 97-80 vs. North Carolina (3/29/19)
4th	3-6	L, 53-80 at Kentucky (2/23/19)
5th	3-9	W, 84-80 vs. Tennessee (3/9/19)
6th	3-7	L, 72-92 at Kentucky (1/14/17)
7th	4-13	W, 77-71 (OT) vs. Kentucky (3/31/19)
8th	5-14	L, 58-70 at Alabama (3/2/21)
9th	5-15	L, 55-81 at Tennessee (1/14/10)
10th	3-7	L, 61-85 at Xavier (12/19/15)
11th	3-10	L, 47-63 at Florida (2/21/12)
12th	5-8	W, 80-71 vs. Kentucky (1/22/22)
13th	7-11	W, 75-66 vs. Kentucky (2/1/20)
14th	3-7	L, 56-64 vs. Kentucky (2/14/14)
15th	1-5	W, 80-77 vs. Ole Miss (1/19/08)
16th	3-3	W, 70-55 vs. LSU (12/29/21)
17th	4-13	L, 62-67 at Tennessee (2/26/22)
18th	3-7	W, 91-90 (OT) vs. LSU (2/8/20)
19th	3-10	L, 88-91 at Mississippi State (2/4/12)
20th	2-9	L, 53-84 vs. Clemson (3/18/18)
21st	1-3	L, 78-83 at LSU (2/9/19)
22nd	2-3	L, 109-115 (2OT) (11/24/21)
23rd	3-4	W, 94-84 at Tennessee (1/2/18)
24th	3-7	W, 81-77 at Alabama (1/11/22)
25th	3-3	W, 77-72 vs. Tennessee (2/27/21)

All-Time Record: 75-217 (.256)

RANKED AUBURN VS. OPPONENTS BY DATE (AP POLL)

1954-55 SEASON (0-1)

1/15/55	#20 Auburn vs. #14 Alabama	L	78-99
---------	----------------------------	---	-------

1957-58 SEASON (1-0)

3/1/58	#16 Auburn vs. Alabama	W	67-65
--------	------------------------	---	-------

1958-59 SEASON (18-2)

12/17/58	Florida State at #13 Auburn	W	95-74
12/19/58	#13 Auburn vs. Wyoming	W	70-47
12/20/58	#13 Auburn vs. Alabama	W	79-60
12/27/58	Florence State at #8 Auburn	W	104-78
12/29/58	#8 Auburn at Florida State	W	69-62
1/3/59	Mississippi State at #9 Auburn	W	97-66
1/5/59	Ole Miss at #9 Auburn	W	60-47
1/10/59	#6 Auburn at Florida	W	63-54
1/17/59	#5 Auburn vs. Alabama	W	57-55
1/21/59	Georgia Tech at #5 Auburn	W	66-55
1/24/59	#5 Auburn at Georgia	W	81-61
1/31/59	#4 Auburn at Vanderbilt	W	64-61
2/3/59	#4 Auburn at Georgia Tech	W	51-40
2/7/59	Georgia at #4 Auburn	W	95-69
2/9/59	Florida at #4 Auburn	W	93-71
2/14/59	LSU at #4 Auburn	W	115-67
2/16/59	Tulane at #4 Auburn	W	79-56
2/21/59	#2 Auburn at #3 Kentucky	L	56-75
2/23/59	#2 Auburn at Tennessee	L	55-56
2/28/59	#6 Auburn vs. Alabama	W	69-50

1959-60 SEASON (5-0)

2/13/60	#17 Auburn at LSU	W	63-61
2/15/60	#17 Auburn at Tulane	W	53-51 (OT)
2/20/60	Kentucky at #17 Auburn	W	61-60
2/22/60	Tennessee at #17 Auburn	W	72-63
2/27/60	#13 Auburn vs. Alabama	W	63-61 (OT)

1960-61 SEASON (3-1)

12/16/60	#11 Auburn vs. Virginia Tech	W	76-73
12/17/60	#11 Auburn vs. Alabama	W	74-62
1/2/61	Florence State at #9 Auburn	W	76-50
1/7/61	Mississippi State at #10 Auburn	L	48-56

1962-63 SEASON (2-2)

1/5/63	Mississippi State at #10 Auburn	L	53-62
1/7/63	Ole Miss at #10 Auburn	W	79-44
2/18/63	Tulane at #9 Auburn	W	63-61
2/23/63	#9 Auburn at Kentucky	L	59-78

1974-75 SEASON (2-1)

1/25/75	#20 Auburn at LSU	W	87-78
1/27/75	Georgia at #14 Auburn	W	65-64
2/1/75	#14 Auburn at #9 Alabama	L	53-77

1975-76 SEASON (3-1)

12/3/75	#17 Auburn at Western Carolina	W	88-76
12/13/75	#17 Auburn at South Florida	W	79-78
12/19/75	#17 Auburn vs. SMU	L	85-87 (OT)
12/20/75	#17 Auburn vs. Tulsa	W	92-74

1976-77 SEASON (1-2)

12/28/76	#20 Auburn vs. Creighton	L	76-81
12/29/76	#20 Auburn vs. Rutgers	W	78-75
1/3/77	#4 Alabama at #20 Auburn	L	71-74

1982-83 SEASON (1-0)

1/22/83	Georgia at #20 Auburn	W	66-64
---------	-----------------------	---	-------

RANKED AUBURN VS. OPPONENTS BY DATE (AP POLL)

1983-84 SEASON (2-1)

1/31/84	Ole Miss at #19 Auburn	W	60-50
2/5/84	#19 Auburn at Florida	W	67-65
2/11/84	#16 Auburn at #6 Kentucky	L	64-84

1985-86 SEASON (3-2)

11/22/85	#10 Auburn vs. West Virginia	L	58-75
11/26/85	B'ham Southern at #10 Auburn	W	61-51
12/3/85	West Virginia at #19 Auburn	W	84-59
12/6/85	#19 Auburn vs. Kentucky Wesleyan	W	80-71
12/7/85	#19 Auburn vs. Western Kentucky	L	58-71

1986-87 SEASON (12-8)

11/28/86	#12 Auburn at UAB	W	68-58
12/1/86	Armstrong State at #12 Auburn	W	94-54
12/11/86	Austin Peay at #7 Auburn	W	115-93
12/13/86	SW Louisiana at #7 Auburn	W	107-91
12/15/86	#7 Auburn at Eastern Kentucky	W	97-82
12/18/86	Augusta College at #6 Auburn	W	89-66
12/28/86	#5 Auburn vs. Iowa State	W	89-87
12/29/86	#5 Auburn vs. UTEP	L	82-87
1/3/87	#11 Kentucky at #5 Auburn	L	60-63
1/7/87	Georgia at #13 Auburn	W	62-58 (OT)
1/10/87	#13 Auburn at Mississippi State	W	66-52
1/14/87	Tennessee at #10 Auburn	W	66-56
1/17/87	#10 Auburn at Vanderbilt	L	75-91
1/22/87	#17 Auburn at #13 Alabama	L	82-88
1/24/87	Ole Miss at #17 Auburn	W	85-61
1/28/87	#18 Auburn at LSU	L	73-75
1/31/87	#19 Florida at #18 Auburn	W	81-68
1/1/87	#3 UNLV at #18 Auburn	L	85-104
2/4/87	#20 Auburn at Kentucky	L	71-75
2/7/87	#20 Auburn at Georgia	L	71-75

1987-88 SEASON (1-1)

1/13/88	#19 Auburn at Georgia	L	68-87
1/16/88	Mississippi State at #19 Auburn	W	65-57

1995-96 SEASON (3-3)

1/21/96	LSU at #23 Auburn	W	95-87
1/24/96	#21 Auburn at Ole Miss	L	69-82
1/31/96	#22 Auburn at Vanderbilt	L	62-76
2/4/96	Mississippi State at #22 Auburn	L	75-78 (OT)
2/7/96	South Carolina at #22 Auburn	W	84-73
2/10/96	#22 Auburn at Florida	W	73-70

1998-99 SEASON (21-4)

12/12/98	#24 Auburn at UAB	W	77-64
12/15/98	Wofford at #18 Auburn	W	79-51
12/19/98	#18 Auburn at Navy	W	88-70
12/29/98	Bethune Cookman at #15 Auburn	W	99-46
1/2/99	Tennessee at #15 Auburn	W	90-62
1/6/99	#18 Arkansas at #14 Auburn	W	83-66
1/9/99	#14 Auburn at LSU	W	73-70
1/13/99	#8 Auburn at Ole Miss	W	74-59
1/16/99	Florida at #8 Auburn	W	88-69
1/20/99	#6 Auburn at #7 Kentucky	L	62-72
1/23/99	#6 Auburn at Alabama	W	73-58
1/27/99	Mississippi State at #7 Auburn	W	64-54
1/30/99	#7 Auburn at Georgia	W	85-74
2/3/99	#6 Auburn at South Carolina	W	76-48
2/6/99	LSU at #6 Auburn	W	80-54
2/9/99	Ole Miss at #3 Auburn	W	95-66
2/13/99	Alabama at #3 Auburn	W	102-61

2/17/99	Vanderbilt at #3 Auburn	W	81-63
2/24/99	#2 Auburn at Arkansas	L	84-104
2/27/99	#2 Auburn at Mississippi State	W	76-73
3/5/99	#4 Auburn vs. Alabama	W	93-61
3/6/99	#4 Auburn vs. #14 Kentucky	L	57-69
3/11/99	#4 Auburn vs. Winthrop	W	80-41
3/13/99	#4 Auburn vs. Oklahoma State	W	81-74
3/18/99	#4 Auburn vs. Ohio State	L	64-72

1999-00 SEASON (24-10)

11/19/99	UAB at #3 Auburn	W	65-59
11/21/99	Arkansas-Pine Bluff at #3 Auburn	W	100-44
11/27/99	#2 Auburn vs. #7 Stanford	L	58-67
12/1/99	Belmont at #5 Auburn	W	65-56
12/5/99	Florida State at #5 Auburn	W	55-54
12/11/99	#8 Auburn vs. Pennsylvania	W	77-70
12/13/99	Coppin State at #6 Auburn	W	63-35
12/16/99	#6 Auburn vs. Bradley	W	78-64
12/20/99	#6 Auburn v. Puerto Rico-Mayaguez	W	109-52
12/21/99	#6 Auburn vs. Virginia Tech	W	73-63
12/22/99	#6 Auburn vs. Pepperdine	W	87-67
12/30/99	Southern Miss at #4 Auburn	W	56-50
1/2/00	Stony Brook at #4 Auburn	W	100-45
1/8/00	Georgia at #4 Auburn	W	67-52
1/11/00	#20 Kentucky at #4 Auburn	W	66-63
1/16/00	#4 Auburn at Mississippi State	W	51-45
1/19/00	South Carolina at #4 Auburn	W	65-61
1/22/00	#4 Auburn at Ole Miss	L	77-79 (OT)
1/25/00	#7 Auburn at #11 Tennessee	L	76-105
1/29/00	Mississippi State at #7 Auburn	W	73-57
2/2/00	Alabama at #10 Auburn	W	77-63
2/5/00	Arkansas at #10 Auburn	W	73-55
2/9/00	#8 Auburn at #25 LSU	L	68-83
2/16/00	#11 Auburn at #24 Vanderbilt	W	86-80
2/19/00	Ole Miss at #11 Auburn	W	75-72
2/22/00	#8 Auburn at Alabama	L	64-68
2/27/00	#8 Auburn at #9 Florida	L	59-88
3/1/00	#12 LSU at #13 Auburn	L	53-55
3/5/00	#13 Auburn at Arkansas	L	55-64
3/10/00	#23 Auburn vs. #10 Florida	W	78-70
3/11/00	#23 Auburn vs. South Carolina	W	77-72 (OT)
3/12/00	#23 Auburn vs. Arkansas	L	67-75
3/16/00	#22 Auburn vs. Creighton	W	72-69
3/18/00	#22 Auburn vs. #6 Iowa State	L	60-79

2002-03 SEASON (0-2)

1/22/03	#24 Auburn at #8 Kentucky	L	51-67
1/25/03	#24 Auburn at #19 Georgia	L	79-85

2017-18 SEASON (12-7)

1/9/18	Ole Miss at #22 Auburn	W	85-70
1/13/18	#22 Auburn at Mississippi State	W	76-68
1/17/18	#17 Auburn at Alabama	L	71-76
1/20/18	Georgia at #17 Auburn	W	79-65
1/24/18	#17 Auburn at Missouri	W	91-73
1/27/18	LSU at #17 Auburn	W	95-70
1/30/18	#11 Auburn at Ole Miss	W	79-70
2/3/18	Vanderbilt at #11 Auburn	W	93-81
2/7/18	Texas A&M #8 Auburn	L	80-81
2/10/18	#8 Auburn at Georgia	W	78-61
2/14/18	Kentucky at #10 Auburn	W	76-66
2/17/18	#10 Auburn at South Carolina	L	75-84
2/21/18	Alabama at #12 Auburn	W	90-71
2/24/18	#12 Auburn at Florida	L	66-72

RANKED AUBURN VS. OPPONENTS BY DATE (AP POLL)

2/27/18	#14 Auburn at Arkansas	L	82-91
3/3/18	South Carolina at #14 Auburn	W	79-70
3/9/18	#16 Auburn vs. Alabama	L	63-81
3/16/18	#19 Auburn vs. Col. of Charleston	W	62-58
3/18/18	#19 Auburn vs. #20 Clemson	L	53-84

2/25/20	Ole Miss at #15 Auburn	W	67-58
2/29/20	#15 Auburn at #8 Kentucky	L	66-73
3/4/20	Texas A&M at #17 Auburn	L	75-78
3/7/20	#17 Auburn at Tennessee	W	85-63

2018-19 SEASON (21-7)

11/6/18	South Alabama at #11 Auburn	W	101-58
11/9/18	#25 Washington at #11 Auburn	W	88-66
11/14/18	Mississippi College at #9 Auburn	W	103-52
11/19/18	#9 Auburn vs. Xavier	W	88-79 (OT)
11/20/18	#8 Auburn vs. #1 Duke	L	72-78
11/21/18	#8 Auburn vs. Arizona	W	73-57
11/28/18	Saint Peter's at #8 Auburn	W	99-49
12/4/18	UNC Asheville #8 Auburn	W	67-41
12/8/18	Dayton #8 Auburn	W	82-72
12/15/18	#8 Auburn vs. UAB	W	75-71 (OT)
12/19/18	#7 Auburn at NC State	L	71-78
12/22/18	Murray State #7 Auburn	W	93-88
12/29/18	North Florida at #12 Auburn	W	95-49
1/9/19	#11 Auburn at Ole Miss	L	67-82
1/12/19	Georgia at #11 Auburn	W	93-78
1/16/19	#14 Auburn at Texas A&M	W	85-66
1/19/19	#12 Kentucky at #14 Auburn	L	80-82
1/22/19	#16 Auburn at South Carolina	L	77-80
1/26/19	#16 Auburn at #22 Mississippi State	L	84-92
3/14/19	#22 Auburn vs. Missouri	W	81-71
3/15/19	#22 Auburn vs. South Carolina	W	73-64
3/16/19	#22 Auburn vs. Florida	W	65-62
3/17/19	#22 Auburn vs. #8 Tennessee	W	84-64
3/21/19	#14 Auburn vs. NMSU	W	78-77
3/23/19	#14 Auburn vs. #17 Kansas	W	89-75
3/29/19	#14 Auburn vs. #3 North Carolina	W	97-80
3/31/19	#14 Auburn vs. #7 Kentucky	W	77-71 (OT)
4/6/19	#14 Auburn vs. #2 Virginia	L	62-63

2019-20 SEASON (25-6)

11/5/19	Georgia Southern at #24 Auburn	W	83-74
11/8/19	#24 Auburn vs. Davidson	W	76-66
11/12/19	#22 Auburn at South Alabama	W	70-69
11/15/19	CSUN at #22 Auburn	W	116-70
11/18/19	Colgate at #19 Auburn	W	91-62
11/25/19	#18 Auburn vs. New Mexico	W	84-59
11/26/19	#18 Auburn vs. Richmond	W	79-65
12/5/19	Furman at #14 Auburn	W	81-78 (OT)
12/14/19	#12 Auburn vs. Saint Louis	W	67-61
12/19/19	NC State at #12 Auburn	W	79-73
12/21/19	Lehigh at #12 Auburn	W	74-51
12/29/19	Lipscomb at #8 Auburn	W	86-59
1/4/20	#8 Auburn at Mississippi State	W	80-68
1/8/20	Vanderbilt at #5 Auburn	W	83-79
1/11/20	Georgia at #5 Auburn	W	82-60
1/15/20	#4 Auburn at Alabama	L	64-83
1/18/20	#4 Auburn at Florida	L	47-69
1/22/20	South Carolina at #16 Auburn	W	80-67
1/25/20	Iowa State at #16 Auburn	W	80-76
1/28/20	#17 Auburn at Ole Miss	W	83-82 (2OT)
2/1/20	#13 Kentucky at #17 Auburn	W	75-66
2/4/20	#11 Auburn at Arkansas	W	79-76 (OT)
2/8/20	#18 LSU at #11 Auburn	W	91-90 (OT)
2/12/20	Alabama at #11 Auburn	W	95-91 (OT)
2/15/20	#11 Auburn at Missouri	L	73-85
2/19/20	#13 Auburn at Georgia	L	55-65
2/22/20	Tennessee at #13 Auburn	W	73-66

2021-22 SEASON (28-6)

11/9/21	Morehead State at #22 Auburn	W	77-54
11/12/21	Louisiana-Monroe at #22 Auburn	W	93-65
11/19/21	#21 Auburn at South Florida	W	58-52
11/24/21	#19 Auburn vs. #22 UConn	L	109-115 (2OT)
11/25/21	#19 Auburn vs. Loyola Chicago	W	62-53
11/26/21	#19 Auburn vs. Syracuse	W	89-68
12/1/21	UCF at #21 Auburn	W	85-68
12/4/21	Yale at #21 Auburn	W	86-64
12/11/21	#18 Auburn vs. Nebraska	W	99-68
12/14/21	North Alabama at #13 Auburn	W	70-44
12/18/21	Saint Louis at #13 Auburn	W	74-70
12/22/21	Murray State at #12 Auburn	W	71-58
12/29/21	#16 LSU at #11 Auburn	W	70-55
1/4/22	#9 Auburn at South Carolina	W	81-66
1/8/22	Florida at #9 Auburn	W	85-73
1/11/22	#4 Auburn at #24 Alabama	W	81-77
1/15/22	#4 Auburn at Ole Miss	W	80-71
1/19/22	Georgia at #2 Auburn	W	83-60
1/22/22	#12 Kentucky at #2 Auburn	W	80-71
1/25/22	#1 Auburn at Missouri	W	55-54
1/29/22	Oklahoma at #1 Auburn	W	86-68
2/1/22	Alabama at #1 Auburn	W	100-81
2/5/22	#1 Auburn at Georgia	W	74-72
2/8/22	#1 Auburn at Arkansas	L	76-80 (OT)
2/12/22	Texas A&M at #1 Auburn	W	75-58
2/16/22	Vanderbilt at #2 Auburn	W	94-80
2/19/22	#2 Auburn at Florida	L	62-63
2/23/22	Ole Miss at #3 Auburn	W	77-64
2/26/22	#3 Auburn at #17 Tennessee	L	62-67
3/2/22	#5 Auburn at Mississippi State	W	81-68 (OT)
3/5/22	South Carolina at #5 Auburn	W	82-71
3/11/22	#4 Auburn vs. Texas A&M	L	62-67
3/18/22	#8 Auburn vs. Jacksonville State	W	80-61
3/20/22	#8 Auburn vs. Miami (Fla.)	L	61-79



RANKED AUBURN VS. OPPONENTS BY AUBURN RANKING (AP POLL)

NO. 1 AUBURN VS. OPPONENTS (5-1)

1/25/22	#1 Auburn at Missouri	W	55-54
1/29/22	Oklahoma at #1 Auburn	W	86-68
2/1/22	Alabama at #1 Auburn	W	100-81
2/5/22	#1 Auburn at Georgia	W	74-72
2/8/22	#1 Auburn at Arkansas	L	76-80 (OT)
2/12/22	Texas A&M at #1 Auburn	W	75-58

NO. 2 AUBURN VS. OPPONENTS (4-5)

2/21/59	#2 Auburn at #3 Kentucky	L	56-75
2/23/59	Tennessee at #2 Auburn	L	55-56
2/24/99	#2 Auburn at Arkansas	L	84-104
2/27/99	#2 Auburn at Mississippi State	W	76-73
11/27/99	#2 Auburn vs. #7 Stanford	L	58-67
1/19/22	Georgia at #2 Auburn	W	83-60
1/22/22	#12 Kentucky at #2 Auburn	W	80-71
2/16/22	Vanderbilt at #2 Auburn	W	94-80
2/19/22	#2 Auburn at Florida	L	62-63

NO. 3 AUBURN VS. OPPONENTS (6-1)

2/9/99	Ole Miss at #3 Auburn	W	95-66
2/13/99	Alabama at #3 Auburn	W	102-61
2/17/99	Vanderbilt at #3 Auburn	W	81-63
11/19/99	UAB at #3 Auburn	W	65-59
11/21/99	Arkansas-Pine Bluff at #3 Auburn	W	100-44
2/23/22	Ole Miss at #3 Auburn	W	77-64
2/26/22	#3 Auburn at #17 Tennessee	L	62-67

NO. 4 AUBURN VS. OPPONENTS (17-6)

1/31/59	#4 Auburn at Vanderbilt	W	64-61
2/3/59	#4 Auburn at Georgia Tech	W	51-40
2/7/59	Georgia at #4 Auburn	W	95-69
2/9/59	Florida at #4 Auburn	W	93-71
2/14/59	LSU at #4 Auburn	W	115-67
2/16/59	Tulane at #4 Auburn	W	79-56
3/5/99	#4 Auburn vs. Alabama	W	93-61
3/6/99	#4 Auburn vs. #14 Kentucky	L	57-69
3/11/99	#4 Auburn vs. Winthrop	W	80-41
3/13/99	#4 Auburn vs. Oklahoma State	W	81-74
3/18/99	#4 Auburn vs. Ohio State	L	64-72
12/30/99	Southern Miss at #4 Auburn	W	56-50
1/2/00	Stony Brook at #4 Auburn	W	100-45
1/8/00	Georgia at #4 Auburn	W	67-52
1/11/00	#20 Kentucky at #4 Auburn	W	66-63
1/16/00	#4 Auburn at Mississippi State	W	51-45
1/19/00	South Carolina at #4 Auburn	W	65-61
1/22/00	#4 Auburn at Ole Miss	L	77-79 (OT)
1/15/20	#4 Auburn at Alabama	L	64-83
1/18/20	#4 Auburn at Florida	L	47-69
1/11/22	#4 Auburn at #24 Alabama	W	81-77
1/15/22	#4 Auburn at Ole Miss	W	80-71
3/11/22	#4 Auburn vs. Texas A&M	L	62-67

NO. 5 AUBURN VS. OPPONENTS (10-2)

1/17/59	#5 Auburn vs. Alabama	W	57-55
1/21/59	Georgia Tech at #5 Auburn	W	66-55
1/24/59	#5 Auburn at Georgia	W	81-61
12/28/86	#5 Auburn vs. Iowa State	W	89-87
12/29/86	#5 Auburn vs. UTEP	L	82-87
1/3/87	#11 Kentucky at #5 Auburn	L	60-63
12/1/99	Belmont at #5 Auburn	W	65-56
12/5/99	Florida State at #5 Auburn	W	55-54
1/8/20	Vanderbilt at #5 Auburn	W	83-79
1/11/20	Georgia at #5 Auburn	W	82-60

3/2/22	#5 Auburn at Mississippi State	W	81-68 (OT)
3/5/22	South Carolina at #5 Auburn	W	82-71

NO. 6 AUBURN VS. OPPONENTS (11-1)

1/10/59	#6 Auburn at Florida	W	63-54
2/28/59	#6 Auburn vs. Alabama	W	69-50
12/18/86	Augusta College at #6 Auburn	W	89-66
1/20/99	#6 Auburn at #7 Kentucky	L	62-72
1/23/99	#6 Auburn at Alabama	W	73-58
2/3/99	#6 Auburn at South Carolina	W	76-48
2/6/99	LSU at #6 Auburn	W	80-54
12/13/99	Coppin State at #6 Auburn	W	63-35
12/16/99	#6 Auburn vs. Bradley	W	78-64
12/20/99	#6 Auburn vs. Puerto Rico-Mayaguez	W	109-52
12/21/99	#6 Auburn vs. Virginia Tech	W	73-63
12/22/99	#6 Auburn vs. Pepperdine	W	87-67

NO. 7 AUBURN VS. OPPONENTS (7-2)

12/11/86	Austin Peay at #7 Auburn	W	115-93
12/13/86	SW Louisiana at #7 Auburn	W	107-91
12/15/86	#7 Auburn at Eastern Kentucky	W	97-82
12/27/99	Mississippi State at #7 Auburn	W	64-54
1/30/99	#7 Auburn at Georgia	W	85-74
1/25/00	#7 Auburn at #11 Tennessee	L	76-105
1/29/00	Mississippi State at #7 Auburn	W	73-57
12/8/18	#7 Auburn at NC State	L	71-78
12/22/18	Murray State at #7 Auburn	W	93-88

NO. 8 AUBURN VS. OPPONENTS (14-6)

12/27/58	Florence State at #8 Auburn	W	104-78
12/29/58	#8 Auburn at Florida State	W	69-62
1/13/99	#8 Auburn at Ole Miss	W	74-59
1/16/99	Florida at #8 Auburn	W	88-69
12/11/99	#8 Auburn vs. Pennsylvania	W	77-70
2/9/00	#8 Auburn at #25 LSU	L	68-83
2/22/00	#8 Auburn at Alabama	L	64-68
2/27/00	#8 Auburn at #9 Florida	L	59-88
2/7/18	Texas A&M #8 Auburn	L	80-81
2/10/18	#8 Auburn at Georgia	W	78-61
11/20/18	#8 Auburn vs. #1 Duke	L	72-78
11/21/18	#8 Auburn vs. Arizona	W	73-57
11/28/18	Saint Peter's at #8 Auburn	W	99-49
12/4/18	UNC Asheville at #8 Auburn	W	67-41
12/8/18	Dayton at #8 Auburn	W	82-72
12/15/18	#8 Auburn vs. UAB	W	75-71 (OT)
12/29/19	Lipscomb at #8 Auburn	W	86-59
1/4/20	#8 Auburn at Mississippi State	W	80-68
3/18/22	#8 Auburn vs. Jacksonville State	W	80-61
3/20/22	#8 Auburn vs. Miami (Fla.)	L	61-79

NO. 9 AUBURN VS. OPPONENTS (8-1)

1/3/59	#8 Mississippi State at #9 Auburn	W	97-66
1/5/59	Ole Miss at #9 Auburn	W	60-47
1/2/61	Florence State at #9 Auburn	W	76-50
2/18/63	Tulane at #9 Auburn	W	63-61
2/23/63	#9 Auburn at Kentucky	L	59-78
11/14/18	Mississippi College at #9 Auburn	W	103-52
11/19/18	#9 Auburn vs. Xavier	W	88-79 (OT)
1/4/22	#9 Auburn at South Carolina	W	81-66
1/8/22	Florida at #9 Auburn	W	85-73

RANKED AUBURN VS. OPPONENTS BY AUBURN RANKING (AP POLL)

NO. 10 AUBURN VS. OPPONENTS (6-5)

1/7/61	Mississippi State at #10 Auburn	L	48-56
1/5/63	Mississippi State at #10 Auburn	L	53-62
1/7/63	Ole Miss at #10 Auburn	W	79-44
11/22/85	#10 Auburn vs. West Virginia	L	58-75
11/26/85	B'ham Southern at #10 Auburn	W	61-51
1/14/87	Tennessee at #10 Auburn	W	66-56
1/17/87	#10 Auburn at Vanderbilt	L	75-91
2/2/00	Alabama at #10 Auburn	W	77-63
2/5/00	Arkansas at #10 Auburn	W	73-55
2/14/18	Kentucky at #10 Auburn	W	76-66
2/17/18	#10 Auburn at South Carolina	L	75-84

NO. 11 AUBURN VS. OPPONENTS (13-2)

12/16/60	#11 Auburn vs. Virginia Tech	W	76-73
12/17/60	#11 Auburn vs. Alabama	W	74-62
2/16/00	#11 Auburn at #24 Vanderbilt	W	86-80
2/19/00	Ole Miss at #11 Auburn	W	75-72
1/30/18	#11 Auburn at Ole Miss	W	79-70
2/3/18	Vanderbilt at #11 Auburn	W	93-81
11/6/18	South Alabama at #11 Auburn	W	101-58
11/9/18	#25 Washington at #11 Auburn	W	88-66
1/9/19	#11 Auburn at Ole Miss	L	67-82
1/12/19	Georgia at #11 Auburn	W	93-78
2/4/20	#11 Auburn at Arkansas	W	79-76 (OT)
2/8/20	#18 LSU at #11 Auburn	W	91-90 (OT)
2/12/20	Alabama at #11 Auburn	W	95-91 (OT)
2/15/20	#11 Auburn at Missouri	L	73-85
12/29/21	#16 LSU at #11 Auburn	W	70-55

NO. 12 AUBURN VS. OPPONENTS (8-1)

11/28/86	#12 Auburn at UAB	W	68-58
12/1/86	Armstrong State at #12 Auburn	W	94-54
2/21/18	Alabama at #12 Auburn	W	90-71
2/24/18	#12 Auburn at Florida	L	66-72
12/29/18	North Florida at #12 Auburn	W	95-49
12/14/19	#12 Auburn vs. Saint Louis	W	67-61
12/19/19	NC State at #12 Auburn	W	79-73
12/21/19	Lehigh at #12 Auburn	W	74-51
12/22/21	Murray State at #12 Auburn	W	71-58

NO. 13 AUBURN VS. OPPONENTS (9-3)

12/17/58	Florida State at #13 Auburn	W	95-74
12/19/58	#13 Auburn vs. Wyoming	W	70-47
12/20/58	#13 Auburn vs. Alabama	W	79-60
2/27/60	#13 Auburn vs. Alabama	W	63-61 (OT)
1/7/87	Georgia at #13 Auburn	W	62-58 (OT)
1/10/87	#13 Auburn at Mississippi State	W	66-52
3/1/00	#12 LSU at #13 Auburn	L	53-55
3/5/00	#13 Auburn at Arkansas	L	55-64
2/19/20	#13 Auburn at Georgia	L	55-65
2/22/20	Tennessee at #13 Auburn	W	73-66
12/14/21	North Alabama at #13 Auburn	W	70-44
12/18/21	Saint Louis at #13 Auburn	W	74-70

NO. 14 AUBURN VS. OPPONENTS (10-4)

1/27/75	Georgia at #14 Auburn	W	65-64
2/1/75	#14 Auburn at #9 Alabama	L	53-77
1/6/99	#18 Arkansas at #14 Auburn	W	83-66
1/9/99	#14 Auburn at LSU	W	73-70
2/27/18	#14 Auburn at Arkansas	L	82-91
3/3/18	South Carolina at #14 Auburn	W	79-70
1/16/19	#14 Auburn at Texas A&M	W	85-66
1/19/19	#12 Kentucky at #14 Auburn	L	80-82

3/21/19	#14 Auburn vs. New Mexico State	W	78-77
3/23/19	#14 Auburn vs. #17 Kansas	W	89-75
3/29/19	#14 Auburn vs. #3 North Carolina	W	97-80
3/31/19	#14 Auburn vs. #7 Kentucky	W	77-71 (OT)
4/6/19	#14 Auburn vs. #2 Virginia	L	62-63
12/5/19	Furman at #14 Auburn	W	81-78 (OT)

NO. 15 AUBURN VS. OPPONENTS (3-1)

12/29/98	Bethune-Cookman at #15 Auburn	W	99-46
1/2/99	Tennessee at #15 Auburn	W	90-62
2/25/20	Ole Miss at #15 Auburn	W	67-58
2/29/20	#15 Auburn at #8 Kentucky	L	66-73

NO. 16 AUBURN VS. OPPONENTS (3-4)

3/1/58	#16 Auburn vs. Alabama	W	67-65
2/11/84	#16 Auburn at #6 Kentucky	L	64-84
3/9/18	#16 Auburn vs. Alabama	L	63-81
1/22/19	#16 Auburn at South Carolina	L	77-80
1/26/19	#16 Auburn at #22 Mississippi State	L	84-92
1/22/20	South Carolina at #16 Auburn	W	80-67
1/25/20	Iowa State at #16 Auburn	W	80-76

NO. 17 AUBURN VS. OPPONENTS (14-4)

2/13/60	#17 Auburn at LSU	W	63-61
2/15/60	#17 Auburn at Tulane	W	53-51 (OT)
2/20/60	Kentucky at #17 Auburn	W	61-60
2/22/60	Tennessee at #17 Auburn	W	72-63
12/3/75	#17 Auburn at Western Carolina	W	88-76
12/13/75	#17 Auburn at South Florida	W	79-78
12/19/75	#17 Auburn vs. SMU	L	85-87 (OT)
12/20/75	#17 Auburn vs. Tulsa	W	92-74
1/22/87	#17 Auburn at #13 Alabama	L	82-88
1/24/87	Ole Miss at #17 Auburn	W	85-61
1/17/18	#17 Auburn at Alabama	L	71-76
1/20/18	Georgia at #17 Auburn	W	79-65
1/24/18	#17 Auburn at Missouri	W	91-73
1/27/18	LSU at #17 Auburn	W	95-70
1/28/20	#17 Auburn at Ole Miss	W	83-82 (2OT)
2/1/20	#13 Kentucky at #17 Auburn	W	75-66
3/4/20	Texas A&M at #17 Auburn	L	75-78
3/7/20	#17 Auburn at Tennessee	W	85-63

NO. 18 AUBURN VS. OPPONENTS (6-2)

1/28/87	#18 Auburn at LSU	L	73-75
1/31/87	#19 Florida at #18 Auburn	W	81-68
2/1/87	#3 UNLV at #18 Auburn	L	85-104
12/15/98	Wofford at #18 Auburn	W	79-51
12/19/98	#18 Auburn at Navy	W	88-70
11/25/19	#18 Auburn vs. New Mexico	W	84-59
11/26/19	#18 Auburn vs. Richmond	W	79-65
12/11/21	#18 Auburn vs. Nebraska	W	99-68

RANKED AUBURN VS. OPPONENTS BY AUBURN RANKING (AP POLL)

NO. 19 AUBURN VS. OPPONENTS (9-4)

1/31/84	Ole Miss at #19 Auburn	W	60-50
2/5/84	#19 Auburn at Florida	W	67-65
12/3/85	West Virginia at #19 Auburn	W	84-59
12/6/85	#19 Auburn vs. Kentucky Wesleyan	W	80-71
12/7/85	#19 Auburn vs. Western Kentucky	L	58-71
1/13/88	#19 Auburn at Georgia	L	68-87
1/16/88	Mississippi State at #19 Auburn	W	65-57
3/16/18	#19 Auburn vs. Charleston	W	62-58
3/18/18	#19 Auburn vs. #20 Clemson	L	84-53
11/18/19	Colgate at #19 Auburn	W	91-62
11/24/21	#19 Auburn vs. #22 UConn	L	109-115 (2OT)
11/25/21	#19 Auburn vs. Loyola Chicago	W	62-53
11/26/21	#19 Auburn vs. Syracuse	W	89-68

NO. 20 AUBURN VS. OPPONENTS (3-5)

1/15/55	#20 Auburn vs. #14 Alabama	L	78-99
1/25/75	#20 Auburn at LSU	W	87-78
12/28/76	#20 Auburn vs. Creighton	L	76-81
12/29/76	#20 Auburn vs. Rutgers	W	78-75
1/3/77	#4 Alabama at #20 Auburn	L	71-74
1/22/83	Georgia at #20 Auburn	W	66-64
2/4/87	#20 Auburn at Kentucky	L	71-75
2/7/87	#20 Auburn at Georgia	L	71-75

NO. 21 AUBURN VS. OPPONENTS (3-1)

1/24/96	#21 Auburn at Ole Miss	L	69-82
11/19/21	#21 Auburn at South Florida	W	58-52
12/1/21	UCF at #21 Auburn	W	85-68
12/4/21	Yale at #21 Auburn	W	86-64

NO. 22 AUBURN VS. OPPONENTS (13-3)

1/31/96	#22 Auburn at Vanderbilt	L	62-76
2/4/96	Mississippi State at #22 Auburn	L	75-78 (OT)
2/7/96	South Carolina at #22 Auburn	W	84-73
2/10/96	#22 Auburn at Florida	W	73-70
3/16/00	#22 Auburn vs. Creighton	W	72-69
3/18/00	#22 Auburn vs. #6 Iowa State	L	60-79
1/9/18	Ole Miss at #22 Auburn	W	85-70
1/13/18	#22 Auburn at Mississippi State	W	76-68
3/14/19	#22 Auburn vs. Missouri	W	81-71
3/15/19	#22 Auburn vs. South Carolina	W	73-64
3/16/19	#22 Auburn vs. Florida	W	65-62
3/17/19	#22 Auburn vs. #8 Tennessee	W	84-64
11/12/19	#22 Auburn at South Alabama	W	70-69
11/15/19	CSUN at #22 Auburn	W	116-70
11/9/21	Morehead State at #22 Auburn	W	77-54
11/12/21	Louisiana-Monroe at #22 Auburn	W	93-65

NO. 23 AUBURN VS. OPPONENTS (3-1)

1/21/96	LSU at #23 Auburn	W	95-87
3/10/00	#23 Auburn vs. #10 Florida	W	78-70
3/11/00	#23 Auburn vs. South Carolina	W	77-72 (OT)
3/12/00	#23 Auburn vs. Arkansas	L	67-75

NO. 24 AUBURN VS. OPPONENTS (3-2)

12/12/98	#24 Auburn at UAB	W	77-64
1/22/03	#24 Auburn at #8 Kentucky	L	51-67
1/25/03	#24 Auburn at #19 Georgia	L	79-85
11/5/19	Georgia Southern at #24 Auburn	W	83-74
11/8/19	#24 Auburn vs. Davidson	W	76-66

NO. 25 AUBURN VS. OPPONENTS (0-0)

AUBURN VS. RANKED OPPONENTS BY OPPONENT RANKING (AP POLL)

1950-51 SEASON (0-2)

1/5/51	Auburn at #3 Kentucky	L	35-79
3/2/51	Auburn vs. #1 Kentucky	L	54-84

1952-53 SEASON (0-1)

2/14/53	#8 LSU at Auburn	L	57-65
---------	------------------	---	-------

1953-54 SEASON (0-3)

12/30/53	#19 Vanderbilt at Auburn	L	48-96
2/20/54	Auburn at #13 LSU	L	59-77
2/27/54	Auburn vs. #2 Kentucky	L	79-109

1954-55 SEASON (0-4)

1/15/55	#20 Auburn vs. #16 Alabama	L	78-99
2/5/55	Auburn at #20 Vanderbilt	L	74-79
2/26/55	Auburn at #2 Kentucky	L	59-93
3/5/55	Auburn vs. #11 Alabama	L	80-84

1955-56 SEASON (1-4)

12/20/55	Auburn at #15 Oklahoma City	L	58-76
1/14/56	Auburn vs. #19 Alabama	L	77-86
2/4/56	Auburn vs. #7 Kentucky	L	81-82
2/27/56	#7 Vanderbilt at Auburn	W	74-65
3/2/56	Auburn vs. #3 Alabama	L	82-93

1956-57 SEASON (0-1)

2/25/57	Auburn at #3 Kentucky	L	85-103
---------	-----------------------	---	--------

1957-58 SEASON (2-1)

1/4/58	Auburn at #9 Mississippi State	L	42-70
2/22/58	#20 Tennessee at Auburn	W	72-66
2/24/58	Auburn vs. #13 Kentucky	W	64-63

1958-59 SEASON (1-1)

1/3/59	#8 Mississippi State at #9 Auburn	W	97-66
2/21/59	#2 Auburn at #3 Kentucky	L	56-75

1959-60 SEASON (2-0)

1/19/60	Auburn at #6 Georgia Tech	W	66-59
2/2/60	#6 Georgia Tech at Auburn	W	48-45

1961-62 SEASON (0-2)

1/6/62	Auburn at #9 Mississippi State	L	48-51
2/26/62	#3 Kentucky at Auburn	L	60-63

1962-63 SEASON (0-1)

1/22/63	Auburn at #9 Georgia Tech	L	64-69
---------	---------------------------	---	-------

1963-64 SEASON (1-1)

2/1/64	#5 Vanderbilt at Auburn	W	81-63
2/22/64	Auburn vs. #3 Kentucky	L	79-99

1964-65 SEASON (0-2)

2/22/65	Auburn at #8 Tennessee	L	38-69
3/1/65	#9 Vanderbilt at Auburn	L	64-79

1965-66 SEASON (0-4)

1/29/66	Auburn at #2 Kentucky	L	78-115
1/31/66	Auburn at #4 Vanderbilt	L	63-68
2/12/66	#1 Kentucky at Auburn	L	64-77
2/14/66	#5 Vanderbilt at Auburn	L	76-91

1966-67 SEASON (1-2)

12/31/66	#9 Vanderbilt at Auburn	W	64-51
1/9/67	Auburn at #10 Mississippi State	L	54-59
2/25/67	#9 Tennessee at Auburn	L	45-54

1967-68 SEASON (0-2)

1/15/68	#8 Vanderbilt at Auburn	L	65-74
2/26/68	Auburn at #5 Kentucky	L	57-89

1968-69 SEASON (1-3)

12/4/68	Auburn at #9 Vanderbilt	L	70-73
12/20/68	#9 Kentucky at Auburn	W	74-73
2/3/69	Auburn at #5 Kentucky	L	93-105
3/3/69	#17 Kentucky at Auburn	L	86-90

1969-70 SEASON (0-3)

12/1/69	#1 South Carolina at Auburn	L	64-86
2/2/70	#2 Kentucky at Auburn	L	83-84
3/2/70	Auburn at #1 Kentucky	L	81-102

1970-71 SEASON (1-5)

12/3/70	Auburn at #3 South Carolina	L	69-86
12/5/70	#19 N.C. State at Auburn	W	91-85
1/30/71	Auburn at #8 Tennessee	L	68-90
2/1/71	Auburn at #11 Kentucky	L	76-114
2/27/71	#17 Tennessee at Auburn	L	71-76
3/1/71	#10 Kentucky at Auburn	L	83-102

1971-72 SEASON (0-1)

12/1/71	#12 South Carolina at Auburn	L	63-84
---------	------------------------------	---	-------

1972-73 SEASON (0-2)

1/20/73	#11 Alabama at Auburn	L	64-76
2/17/73	Auburn at #17 Alabama	L	75-87

1973-74 SEASON (0-4)

12/1/73	Auburn vs. #17 Jacksonville	L	78-90
2/2/74	#8 Alabama at Auburn	L	64-73
2/18/74	#5 Vanderbilt at Auburn	L	79-89
3/4/74	Auburn at #7 Alabama	L	84-97

1974-75 SEASON (2-1)

1/11/75	#7 Kentucky at Auburn	W	90-85
2/1/75	#14 Auburn at #9 Alabama	L	53-77
3/8/75	#7 Alabama at Auburn	W	76-70

1975-76 SEASON (1-4)

12/27/75	Auburn at #9 NC State	L	74-79
1/10/76	#10 Alabama at Auburn	L	62-63
1/19/76	Auburn at #9 Tennessee	L	78-83
2/7/76	Auburn at #17 Alabama	L	75-86
2/16/76	#8 Tennessee at Auburn	W	73-72 (OT)

1976-77 SEASON (1-4)

1/3/77	#4 Alabama at #20 Auburn	W	74-71
1/15/77	#2 Kentucky at Auburn	L	68-75
2/5/77	#11 Tennessee at Auburn	L	83-93
2/12/77	Auburn at #3 Kentucky	L	82-89
3/5/77	Auburn at #12 Alabama	L	77-81

AUBURN VS. RANKED OPPONENTS BY OPPONENT RANKING (AP POLL)

1977-78 SEASON (0-2)

1/9/78	#1 Kentucky at Auburn	L	77-101
2/6/78	Auburn at #1 Kentucky	L	81-104

1978-79 SEASON (0-5)

1/15/79	Auburn at #13 LSU	L	82-94
1/20/79	#18 Alabama at Auburn	L	76-83
1/27/79	Auburn at #19 Vanderbilt	L	59-66
2/17/79	Auburn at #20 Alabama	L	73-80
3/2/79	Auburn vs. #20 Tennessee	L	64-75

1979-80 SEASON (0-5)

1/2/80	Auburn at #2 Kentucky	L	65-67
1/16/80	Auburn at #14 LSU	L	82-93
1/30/80	#3 Kentucky at Auburn	L	62-64
2/13/80	#5 LSU at Auburn	L	44-50
2/28/80	Auburn vs. #2 Kentucky	L	61-69

1980-81 SEASON (0-5)

1/7/81	#4 Kentucky at Auburn	L	66-79
1/21/81	#5 LSU at Auburn	L	64-74
2/4/81	Auburn at #6 Kentucky	L	74-102
2/18/81	Auburn at #4 LSU	L	47-58
2/28/81	Auburn at #10 Tennessee	L	63-75

1981-82 SEASON (2-4)

1/6/82	Auburn at #3 Kentucky	L	71-83
1/27/82	#13 Alabama at Auburn	L	65-67
2/3/82	#9 Kentucky at Auburn	W	83-81 (OT)
2/24/82	Auburn at #17 Alabama	L	72-74
2/27/82	#19 Tennessee at Auburn	W	56-54
3/4/82	Auburn vs. #15 Kentucky	L	66-89

1982-83 SEASON (2-2)

12/8/82	Auburn at #9 Houston	L	65-77
1/5/83	#5 Alabama at Auburn	W	91-80
1/15/83	Auburn at #6 Kentucky	W	75-67
2/12/83	#13 Kentucky at Auburn	L	69-71

1983-84 SEASON (2-3)

12/27/83	Auburn vs. #10 Wake Forest	L	67-76
1/13/84	#2 Kentucky at Auburn	W	82-63
1/27/84	#10 LSU at Auburn	W	80-78
2/11/84	#16 Auburn at #6 Kentucky	L	84-64
3/10/84	Auburn vs. #3 Kentucky	L	49-51

1984-85 SEASON (2-1)

11/30/84	Auburn at #13 UAB	W	61-59
3/16/85	Auburn vs. #13 Kansas	W	66-64
3/22/85	Auburn vs. #7 North Carolina	L	56-62

1985-86 SEASON (4-3)

12/10/85	Auburn at #16 UAB	L	56-62
1/6/86	#12 Kentucky at Auburn	W	60-56
1/31/86	Auburn at #8 Kentucky	L	71-81
2/15/86	#18 Alabama at Auburn	W	71-69
3/16/86	Auburn vs. #4 St. John's	W	81-65
3/20/86	Auburn vs. #11 UNLV	W	70-63
3/22/86	Auburn vs. #22 Louisville	L	76-84

1986-87 SEASON (1-6)

1/3/87	#11 Kentucky at #5 Auburn	L	60-63
1/22/87	#17 Auburn at #13 Alabama	L	82-88
1/31/87	#19 Florida at #18 Auburn	W	81-68
2/1/87	#3 UNLV at #18 Auburn	L	85-104
2/21/87	#12 Alabama at Auburn	L	75-77
3/7/87	Auburn vs. #9 Alabama	L	68-87
3/14/87	Auburn vs. #3 Indiana	L	90-107

1987-88 SEASON (4-1)

1/9/88	Auburn at #1 Kentucky	W	53-52
2/6/88	Auburn at #10 Florida	W	58-57
2/24/88	Auburn at #17 Vanderbilt	W	81-68
3/17/88	Auburn vs. #11 Bradley	W	90-86
3/19/88	Auburn vs. #8 Oklahoma	L	87-107

1988-89 SEASON (0-2)

1/4/89	#19 Tennessee at Auburn	L	73-84
2/8/89	#19 LSU at Auburn	L	91-104

1989-90 SEASON (1-3)

1/6/90	#17 LSU at Auburn	L	70-77
1/27/90	Auburn at #24 Alabama	L	59-78
2/7/90	Auburn at #11 LSU	L	71-82
3/9/90	Auburn vs. #16 LSU	W	78-76

1990-91 SEASON (1-3)

1/29/91	#10 Kentucky at Auburn	L	81-89
2/13/91	Auburn at #20 LSU	L	61-98
3/2/91	Auburn at #13 Kentucky	L	93-114
3/8/91	Auburn vs. #16 LSU	W	92-77

1991-92 SEASON (1-4)

1/4/92	Auburn at #16 Arkansas	L	92-110
1/18/92	#9 Alabama at Auburn	W	81-63
2/8/92	#19 Kentucky at Auburn	L	67-85
2/26/92	#9 Arkansas at Auburn	L	74-82
3/7/92	Auburn at #20 Alabama	L	80-82

1992-93 SEASON (2-2)

1/23/93	Auburn at #8 Arkansas	W	100-89
1/30/93	#15 Vanderbilt at Auburn	L	70-73
2/27/93	Auburn at #2 Kentucky	L	78-80
3/6/93	#13 Arkansas at Auburn	W	81-80

1993-94 SEASON (0-5)

12/28/93	Auburn vs. #7 Michigan	L	81-102
1/14/94	#3 Arkansas at Auburn	L	105-117
1/30/94	#7 Kentucky at Auburn	L	74-91
2/2/94	Auburn at #24 Florida	L	67-68
2/26/94	Auburn at #1 Arkansas	L	81-91

1994-95 SEASON (4-5)

1/4/95	Auburn at #6 Kentucky	L	64-98
1/14/95	#4 Arkansas at Auburn	W	104-90
1/25/95	#23 Florida at Auburn	W	77-71
2/1/95	Auburn at #20 Alabama	L	63-65
2/11/95	Auburn at #21 Mississippi State	W	70-69
2/18/95	#18 Alabama at Auburn	L	73-86
3/1/95	#14 Mississippi State at Auburn	W	76-69
3/4/95	Auburn at #7 Arkansas	L	66-68
3/10/95	Auburn vs. #3 Kentucky	L	81-93

AUBURN VS. RANKED OPPONENTS BY OPPONENT RANKING (AP POLL)

1995-96 SEASON (2-2)

1/26/95	Auburn vs. #13 Louisville	W	82-71
1/13/96	#17 Georgia at Auburn	W	89-86
2/27/96	#1 Kentucky at Auburn	L	73-88
3/8/96	Auburn vs. #25 Mississippi State	L	58-69

1996-97 SEASON (0-2)

1/18/97	Auburn at 4 Kentucky	L	53-77
3/7/97	Auburn vs. #6 Kentucky	L	50-92

1997-98 SEASON (1-5)

11/11/97	Auburn vs. #24 Temple	L	42-68
1/21/98	#18 Arkansas at Auburn	L	65-79
1/24/98	#14 South Carolina at Auburn	L	56-61
1/31/98	#12 Ole Miss at Auburn	W	68-67
2/25/98	#7 Kentucky at Auburn	L	58-83
2/28/98	Auburn at #13 Ole Miss	L	67-74

1998-99 SEASON (1-3)

1/6/99	#18 Arkansas at #14 Auburn	W	83-66
1/20/99	#6 Auburn at #7 Kentucky	L	62-72
3/6/99	#4 Auburn vs. #14 Kentucky	L	57-69
3/14/99	Auburn vs. #14 Ohio State	L	64-72

1999-00 SEASON (3-6)

11/27/99	#2 Auburn vs. #7 Stanford	L	58-67
1/11/00	#20 Kentucky at #4 Auburn	W	66-63
1/25/00	#7 Auburn at #11 Tennessee	L	76-105
2/9/00	#8 Auburn at #25 LSU	L	68-83
2/16/00	#11 Auburn at #24 Vanderbilt	W	86-80
2/27/00	#8 Auburn at #9 Florida	L	59-88
3/1/00	#12 LSU at #13 Auburn	L	53-55
3/10/00	#23 Auburn vs. #10 Florida	W	78-70
3/18/00	#22 Auburn vs. #6 Iowa State	L	60-79

2000-01 SEASON (1-6)

1/6/01	#5 Tennessee at Auburn	L	88-96
1/25/01	#14 Florida at Auburn	L	63-65
1/27/01	Auburn at #15 Alabama	L	80-81
2/21/01	#14 Alabama at Auburn	W	72-69 (OT)
2/24/01	Auburn at #12 Ole Miss	L	62-64
2/28/01	Auburn at #15 Kentucky	L	78-90
3/8/01	Auburn vs. #24 Tennessee	L	66-73

2001-02 SEASON (2-5)

12/8/01	Auburn vs. #7 Virginia	L	72-77
1/12/02	#14 Alabama at Auburn	W	59-56
1/22/02	#8 Kentucky at Auburn	L	62-69
2/9/02	#17 Georgia at Auburn	W	75-72
2/20/02	Auburn at #8 Florida	L	61-89
2/27/02	Auburn at #6 Alabama	L	68-73
3/7/02	Auburn vs. #11 Florida	L	63-81

2002-03 SEASON (2-7)

1/18/03	#9 Alabama at Auburn	W	77-68
1/22/03	#24 Auburn at #8 Kentucky	L	51-67
1/25/03	#24 Auburn at #19 Georgia	L	79-85
2/19/03	#19 Mississippi State at Auburn	L	46-63
3/1/03	#4 Florida at Auburn	L	70-73
3/8/03	Auburn at #21 Mississippi State	L	45-67
3/15/03	Auburn vs. #2 Kentucky	L	58-78
3/23/03	Auburn vs. #8 Wake Forest	W	68-62
3/28/03	Auburn vs. #12 Syracuse	L	78-79

2003-04 SEASON (1-5)

1/7/04	Auburn at #20 Vanderbilt	L	53-59
1/24/04	Auburn at #17 Florida	L	52-68
1/31/04	#11 Mississippi State at Auburn	L	68-73
2/18/04	Auburn at #24 LSU	W	80-68
2/21/04	#9 Kentucky at Auburn	L	59-68
3/2/04	Auburn at #5 Mississippi State	L	91-105

2004-05 SEASON (0-5)

12/3/04	Auburn vs. #24 Virginia	L	87-89
1/5/05	Auburn at #18 Mississippi State	L	53-90
1/26/05	#14 Alabama at Auburn	L	55-60
2/23/05	Auburn at #5 Kentucky	L	73-81
3/2/05	Auburn at #19 Alabama	L	53-94

2005-06 SEASON (0-4)

1/14/06	Auburn at #2 Florida	L	57-69
2/1/06	Auburn at #24 LSU	L	69-84
2/15/06	Auburn at #8 Tennessee	L	89-105
2/18/06	#25 LSU at Auburn	L	61-65

2006-07 SEASON (3-5)

11/25/06	Auburn vs. #7 Wisconsin	L	63-77
12/3/06	#2 Pittsburgh at Auburn	L	66-74
12/22/06	#13 Texas A&M at Auburn	L	58-87
1/13/07	Auburn at #13 LSU	L	63-65
1/17/07	#22 Tennessee at Auburn	W	83-80
1/23/07	#12 Alabama at Auburn	W	81-57
1/27/07	#1 Florida at Auburn	L	66-91
2/24/07	Auburn at #25 Alabama	W	86-77

2007-08 SEASON (1-3)

1/19/08	#15 Ole Miss at Auburn	W	80-77
2/2/08	Auburn at #18 Vanderbilt	L	71-78
2/20/08	Auburn at #2 Tennessee	L	70-89
3/13/08	Auburn vs. #17 Vanderbilt	L	82-93

2008-09 SEASON (1-1)

2/21/09	Auburn at #23 LSU	L	72-79
3/7/09	#11 LSU at Auburn	W	69-53

2009-10 SEASON (0-2)

1/14/10	Auburn at #9 Tennessee	L	55-81
1/28/10	Auburn at #18 Ole Miss	L	74-84

2010-11 SEASON (0-2)

1/11/11	Auburn at #13 Kentucky	L	54-78
2/19/11	#18 Vanderbilt at Auburn	L	60-77

2011-12 SEASON (1-3)

1/11/12	#2 Kentucky at Auburn	L	53-68
2/4/12	Auburn at #19 Mississippi State	L	88-91
2/18/12	#23 Mississippi State at Auburn	W	65-55
2/21/12	Auburn at #11 Florida	L	47-63

2012-13 SEASON (0-4)

12/29/12	Auburn vs. #12 Illinois	L	79-81
1/26/13	#23 Ole Miss at Auburn	L	61-63
2/2/13	Auburn at #17 Missouri	L	77-91
2/16/13	#7 Florida at Auburn	L	52-83

AUBURN VS. RANKED OPPONENTS BY OPPONENT RANKING (AP POLL)

2013-14 SEASON (0-5)

12/2/13	Auburn at #17 Iowa State	L	70-99
1/11/14	#21 Missouri at Auburn	L	68-70
1/18/14	#7 Florida at Auburn	L	61-68
2/14/14	#14 Kentucky at Auburn	L	56-64
2/19/14	Auburn at #2 Florida	L	66-71

2014-15 SEASON (0-3)

2/10/15	#23 Arkansas at Auburn	L	87-101
2/21/15	Auburn at #1 Kentucky	L	75-110
3/14/15	Auburn vs. #1 Kentucky	L	67-91

2015-16 SEASON (1-3)

12/19/15	Auburn at #10 Xavier	L	61-85
1/5/16	#20 South Carolina at Auburn	L	69-81
1/16/16	#13 Kentucky at Auburn	W	75-70
3/1/16	#18 Texas A&M at Auburn	L	63-81

2016-17 SEASON (0-4)

11/23/16	Auburn vs. #17 Purdue	L	71-96
1/14/17	Auburn at #6 Kentucky	L	72-92
1/24/17	Auburn at #23 South Carolina	L	69-98
2/14/17	#13 Florida at Auburn	L	95-114

2017-18 SEASON (2-1)

1/2/18	Auburn at #23 Tennessee	W	94-84
1/6/18	#22 Arkansas at Auburn	W	88-77
3/18/18	#19 Auburn vs. #20 Clemson	L	53-84

2018-19 SEASON (6-6)

11/9/18	#25 Washington at #11 Auburn	W	88-66
11/20/18	#8 Auburn vs. #1 Duke	L	72-78
1/19/19	#12 Kentucky at #14 Auburn	L	80-82
1/26/19	#16 Auburn at #22 Mississippi State	L	84-92
2/9/19	Auburn at #21 LSU	L	78-83
2/23/19	Auburn at #4 Kentucky	L	53-80
3/9/19	#5 Tennessee vs. Auburn	W	84-80
3/17/19	#22 Auburn vs. #8 Tennessee	W	84-64
3/23/19	#14 Auburn vs. #17 Kansas	W	89-75
3/29/19	#14 Auburn vs. #3 North Carolina	W	97-80
3/31/19	#14 Auburn vs. #7 Kentucky	W	77-71 (OT)
4/6/19	#14 Auburn vs. #2 Virginia	L	62-63

2019-20 SEASON (2-1)

2/1/20	#13 Kentucky at #17 Auburn	W	75-66
2/8/20	#18 LSU at #11 Auburn	W	91-90 (OT)
2/29/20	#15 Auburn at #8 Kentucky	L	66-73

2020-21 SEASON (2-3)

11/27/20	Auburn vs. #1 Gonzaga	L	67-90
1/26/21	#12 Missouri at Auburn	W	88-82
1/30/21	Auburn at #2 Baylor	L	72-84
2/27/21	#25 Tennessee at Auburn	W	77-72
3/2/21	Auburn at #8 Alabama	L	58-70

2021-22 SEASON (3-2)

11/24/21	#19 Auburn vs. #22 UConn	L	109-115 (2OT)
12/29/21	#16 LSU at #11 Auburn	W	70-55
1/11/22	#4 Auburn at #24 Alabama	W	81-77
1/22/22	#12 Kentucky at #2 Auburn	W	80-71
2/26/22	#3 Auburn at #17 Tennessee	L	62-67

AUBURN VS. RANKED OPPONENTS BY OPPONENT RANKING (AP POLL)

AUBURN VS. NO. 1 TEAMS (1-13)

3/2/51	Auburn vs. #1 Kentucky	L	54-84
2/12/66	#1 Kentucky at Auburn	L	64-77
12/1/69	#1 South Carolina at Auburn	L	64-86
3/2/70	Auburn at #1 Kentucky	L	81-102
1/9/78	#1 Kentucky at Auburn	L	77-101
2/6/78	Auburn at #1 Kentucky	L	81-104
1/9/88	Auburn at #1 Kentucky	W	53-52
2/26/94	Auburn at #1 Arkansas	L	81-91
2/27/96	#1 Kentucky at Auburn	L	73-88
1/27/07	#1 Florida at Auburn	L	66-91
2/21/15	Auburn at #1 Kentucky	L	75-110
3/14/15	Auburn vs. #1 Kentucky	L	67-91
11/20/18	#8 Auburn vs. #1 Duke	L	72-78
11/27/20	Auburn vs. #1 Gonzaga	L	67-80

AUBURN VS. NO. 2 TEAMS (1-16)

2/27/54	Auburn vs. #2 Kentucky	L	79-109
2/26/55	Auburn at #2 Kentucky	L	59-93
1/29/66	Auburn at #2 Kentucky	L	78-115
2/2/70	#2 Kentucky at Auburn	L	83-84
1/15/77	#2 Kentucky at Auburn	L	68-75
1/2/80	Auburn at #2 Kentucky	L	65-67
2/28/80	Auburn vs. #2 Kentucky	L	61-69
1/13/84	#2 Kentucky at Auburn	W	82-63
2/27/93	Auburn at #2 Kentucky	L	78-80
3/15/03	Auburn vs. #2 Kentucky	L	58-78
1/14/06	Auburn at #2 Florida	L	57-69
12/3/06	#2 Pittsburgh at Auburn	L	66-74
2/20/08	Auburn at #2 Tennessee	L	70-89
1/11/12	#2 Kentucky at Auburn	L	53-68
2/19/14	Auburn at #2 Florida	L	66-71
4/6/19	#14 Auburn vs. #2 Virginia	L	62-63
1/30/21	Auburn at #2 Baylor	L	72-84

AUBURN VS. NO. 3 TEAMS (1-15)

1/5/51	Auburn at #3 Kentucky	L	35-79
3/2/56	Auburn vs. #3 Alabama	L	82-93
2/25/57	Auburn at #3 Kentucky	L	85-103
2/21/59	#2 Auburn at #3 Kentucky	L	56-75
2/26/62	#3 Kentucky at Auburn	L	60-63
2/22/64	Auburn vs. #3 Kentucky	L	79-99
12/3/70	Auburn at #3 South Carolina	L	69-86
2/12/77	Auburn at #3 Kentucky	L	82-89
1/30/80	#3 Kentucky at Auburn	L	62-64
1/6/82	Auburn at #3 Kentucky	L	71-83
3/10/84	Auburn vs. #3 Kentucky	L	49-51
2/1/87	#3 UNLV at #18 Auburn	L	85-104
3/14/87	Auburn vs. #3 Indiana	L	90-107
1/14/94	#3 Arkansas at Auburn	L	105-117
3/10/95	Auburn vs. #3 Kentucky	L	81-93
3/29/19	#14 Auburn vs. #3 North Carolina	W	97-80

AUBURN VS. NO. 4 TEAMS (3-6)

1/31/66	Auburn at #4 Vanderbilt	L	63-68
1/3/77	#4 Alabama at #20 Auburn	W	74-71
1/7/81	#4 Kentucky at Auburn	L	66-79
2/18/81	Auburn at #4 LSU	L	47-58
3/16/86	Auburn vs. #4 St. John's	W	81-65
1/14/95	#4 Arkansas at Auburn	W	104-90
1/18/97	Auburn at #4 Kentucky	L	53-77
3/1/03	#4 Florida at Auburn	L	70-73
2/23/19	Auburn at #4 Kentucky	L	53-80

AUBURN VS. NO. 5 TEAMS (3-9)

2/1/64	#5 Vanderbilt at Auburn	W	81-63
2/14/66	#5 Vanderbilt at Auburn	L	76-91
2/26/68	Auburn at #5 Kentucky	L	57-89
2/3/69	Auburn at #5 Kentucky	L	93-105
2/18/74	#5 Vanderbilt at Auburn	L	79-89
2/13/80	#5 LSU at Auburn	L	44-50
1/21/81	#5 LSU at Auburn	L	64-74
1/5/83	#5 Alabama at Auburn	W	91-80
1/6/01	#5 Tennessee at Auburn	L	88-96
3/2/04	Auburn at #5 Mississippi St.	L	91-105
2/23/05	Auburn at #5 Kentucky	L	73-81
3/9/19	#5 Tennessee at Auburn	W	84-80

AUBURN VS. NO. 6 TEAMS (3-7)

1/19/60	Auburn at #6 Georgia Tech	W	66-59
2/2/60	#6 Georgia Tech at Auburn	W	48-45
2/4/81	Auburn at #6 Kentucky	L	74-102
1/15/83	Auburn at #6 Kentucky	W	75-67
2/11/84	#16 Auburn at #6 Kentucky	L	64-84
1/4/95	Auburn at #6 Kentucky	L	64-98
3/7/97	Auburn vs. #6 Kentucky	L	50-92
3/18/00	#22 Auburn vs. #6 Iowa State	L	60-79
2/27/02	Auburn at #6 Alabama	L	68-73
1/14/17	Auburn at #6 Kentucky	L	72-92

AUBURN VS. NO. 7 TEAMS (4-13)

2/4/56	Auburn vs. #7 Kentucky	L	81-82
2/27/56	#7 Vanderbilt at Auburn	W	74-65
3/4/74	Auburn at #7 Alabama	L	84-97
1/11/75	#7 Kentucky at Auburn	W	90-85
3/8/75	#7 Alabama at Auburn	W	76-70
3/22/85	Auburn vs. #7 North Carolina	L	56-62
12/28/93	Auburn vs. #7 Michigan	L	81-102
1/30/94	#7 Kentucky at Auburn	L	74-91
3/4/95	Auburn at #7 Arkansas	L	66-68
2/25/98	#7 Kentucky at Auburn	L	58-83
1/20/99	#6 Auburn at #7 Kentucky	L	62-72
11/27/99	#2 Auburn vs. #7 Stanford	L	58-67
12/8/01	Auburn vs. #7 Virginia	L	72-77
11/25/06	Auburn vs. #7 Wisconsin	L	63-77
2/16/13	#7 Florida at Auburn	L	52-83
1/18/14	#7 Florida at Auburn	L	61-68
3/31/19	#14 Auburn vs. #7 Kentucky	W	77-71 (OT)

AUBURN VS. NO. 8 TEAMS (5-14)

2/14/53	#8 LSU at Auburn	L	57-65
1/3/59	#8 Mississippi State at #9 Auburn	W	97-66
2/22/65	Auburn at #8 Tennessee	L	38-69
1/15/68	#8 Vanderbilt at Auburn	L	65-74
1/30/71	Auburn at #8 Tennessee	L	68-90
2/2/74	#8 Alabama at Auburn	L	64-73
2/16/76	#8 Tennessee at Auburn	W	73-72 (OT)
2/12/79	#8 LSU at Auburn	L	58-68
1/31/86	Auburn at #8 Kentucky	L	71-81
3/19/88	Auburn vs. #8 Oklahoma	L	87-107
1/23/93	Auburn at #8 Arkansas	W	100-89
1/22/02	#8 Kentucky at Auburn	L	62-69
2/20/02	Auburn at #8 Florida	L	61-89
1/22/03	#24 Auburn at #8 Kentucky	L	51-67
3/23/03	Auburn vs. #8 Wake Forest	W	68-62
2/15/06	Auburn at #8 Tennessee	L	89-105
3/17/19	#22 Auburn vs. #8 Tennessee	W	84-64
2/29/20	#15 Auburn at #8 Kentucky	L	66-73
3/2/21	Auburn at #8 Alabama	L	58-70

AUBURN VS. RANKED OPPONENTS BY OPPONENT RANKING (AP POLL)

WAREAGLE

AUBURN VS. NO. 9 TEAMS (5-15)

1/4/58	Auburn at #9 Mississippi State	L	42-70
1/6/62	Auburn at #9 Mississippi State	L	48-51
1/22/63	Auburn at #9 Georgia Tech	L	64-69
3/1/65	#9 Vanderbilt at Auburn	L	64-79
12/31/66	#9 Vanderbilt at Auburn	W	64-51
2/25/67	#9 Tennessee at Auburn	L	45-54
12/4/68	Auburn at #9 Vanderbilt	L	70-73
12/20/68	#9 Kentucky at Auburn	W	74-73
2/1/75	#14 Auburn at #9 Alabama	L	53-77
12/27/75	Auburn at #9 NC State	L	74-79
1/19/76	Auburn at #9 Tennessee	L	78-83
2/3/82	#9 Kentucky at Auburn	W	83-81 (OT)
12/8/82	Auburn at #9 Houston	L	65-77
3/7/87	Auburn vs. #9 Alabama	L	68-87
1/18/92	#9 Alabama at Auburn	W	81-63
2/26/92	#9 Arkansas at Auburn	L	74-82
2/27/00	#8 Auburn at #9 Florida	L	59-88
1/18/03	#9 Alabama at Auburn	W	77-68
2/21/04	#9 Kentucky at Auburn	L	59-68
1/14/10	Auburn at #9 Tennessee	L	55-81

AUBURN VS. NO. 10 TEAMS (3-7)

1/9/67	Auburn at #10 Mississippi State	L	54-59
3/1/71	#10 Kentucky at Auburn	L	83-102
1/10/76	#10 Alabama at Auburn	L	62-63
2/28/81	Auburn at #10 Tennessee	L	63-75
12/27/83	Auburn vs. #10 Wake Forest	L	67-76
1/27/84	#10 LSU at Auburn	W	80-78
2/6/88	Auburn at #10 Florida	W	58-57
1/29/91	#10 Kentucky at Auburn	L	81-89
3/10/00	#23 Auburn vs. #10 Florida	W	78-70
12/19/15	Auburn at #10 Xavier	L	61-85

AUBURN VS. NO. 11 TEAMS (3-10)

3/5/55	Auburn vs. #11 Alabama	L	80-84
2/1/71	Auburn at #11 Kentucky	L	76-114
1/20/73	#11 Alabama at Auburn	L	64-76
2/5/77	#11 Tennessee at Auburn	L	83-93
3/20/86	Auburn vs. #11 UNLV	W	70-63
1/3/87	#11 Kentucky at #5 Auburn	L	60-63
3/17/88	Auburn vs. #11 Bradley	W	90-86
2/7/90	Auburn at #11 LSU	L	71-82
1/25/00	#7 Auburn at #11 Tennessee	L	76-105
3/7/02	Auburn vs. #11 Florida	L	63-81
1/31/04	#11 Mississippi State at Auburn	L	68-73
3/7/09	#11 LSU at Auburn	W	69-53
2/21/12	Auburn at #11 Florida	L	47-63

AUBURN VS. NO. 12 TEAMS (5-8)

12/1/71	#12 South Carolina at Auburn	L	63-84
3/5/77	Auburn at #12 Alabama	L	77-81
1/6/86	#12 Kentucky at Auburn	W	60-56
2/21/87	#12 Alabama at Auburn	L	75-77
1/31/98	#12 Ole Miss at Auburn	W	68-67
3/1/00	#12 LSU at #13 Auburn	L	53-55
2/24/01	Auburn at #12 Ole Miss	L	62-64
3/28/03	Auburn vs. #12 Syracuse	L	78-79
1/23/07	#12 Alabama at Auburn	W	81-57
12/29/12	Auburn vs. #12 Illinois	L	79-81
1/19/19	#12 Kentucky at #14 Auburn	L	80-82
1/26/21	#12 Missouri at Auburn	W	88-82
1/22/22	#12 Kentucky at #2 Auburn	W	80-71

AUBURN VS. NO. 13 TEAMS (7-11)

2/20/54	Auburn at #13 LSU	L	59-77
2/24/58	Auburn vs. #13 Kentucky	W	64-63
1/15/79	Auburn at #13 LSU	L	82-94
1/27/82	#13 Alabama at Auburn	L	65-67
2/12/83	#13 Kentucky at Auburn	L	69-71
11/30/84	Auburn at #13 UAB	W	61-59
3/16/85	Auburn vs. #13 Kansas	W	66-64
1/22/87	#17 Auburn at #13 Alabama	L	82-88
3/2/91	Auburn at #13 Kentucky	L	93-114
3/6/93	#13 Arkansas at Auburn	W	81-80
11/26/95	Auburn vs. #13 Louisville	W	82-71
2/28/98	Auburn at #13 Ole Miss	L	67-74
12/22/06	#13 Texas A&M at Auburn	L	58-87
1/13/07	Auburn at #13 LSU	L	63-65
1/11/11	Auburn at #13 Kentucky	L	54-78
1/16/16	#13 Kentucky at Auburn	W	75-70
2/14/17	#13 Florida at Auburn	L	95-114
2/1/20	#13 Kentucky at #17 Auburn	W	75-66

AUBURN VS. NO. 14 TEAMS (3-7)

1/16/80	Auburn at #14 LSU	L	82-93
3/1/95	#14 Mississippi State at Auburn	W	76-69
1/24/98	#14 South Carolina at Auburn	L	56-61
3/6/99	#4 Auburn vs. #14 Kentucky	L	57-69
3/14/99	Auburn vs. #14 Ohio State	L	64-72
1/25/01	#14 Florida at Auburn	L	63-65
2/21/01	#14 Alabama at Auburn	W	72-69 (OT)
1/12/02	#14 Alabama at Auburn	W	59-56
1/26/05	#14 Alabama at Auburn	L	55-60
2/14/14	#14 Kentucky at Auburn	L	56-64

AUBURN VS. NO. 15 TEAMS (1-5)

12/20/55	Auburn at #15 Oklahoma City	L	58-76
3/4/82	Auburn vs. #15 Kentucky	L	66-89
1/30/93	#15 Vanderbilt at Auburn	L	70-73
1/27/01	Auburn at #15 Alabama	L	80-81
2/28/01	Auburn at #15 Kentucky	L	78-90
1/19/08	#15 Ole Miss at Auburn	W	80-77

AUBURN VS. NO. 16 TEAMS (3-3)

1/15/55	Auburn vs. #16 Alabama	L	78-99
12/10/85	Auburn at #16 UAB	L	56-62
3/9/90	Auburn vs. #16 LSU	W	78-76
3/8/91	Auburn vs. #16 LSU	W	92-77
1/4/92	Auburn at #16 Arkansas	L	92-110
12/29/21	#16 LSU at #11 Auburn	W	70-55

2022-23 AUBURN MEN'S BASKETBALL

AUBURN VS. RANKED OPPONENTS BY OPPONENT RANKING (AP POLL)

AUBURN VS. NO. 17 TEAMS (4-13)

3/3/69	#17 Kentucky at Auburn	L	86-90
2/27/71	#17 Tennessee at Auburn	L	71-76
2/17/73	Auburn at #17 Alabama	L	75-87
12/1/73	Auburn vs. #17 Jacksonville	L	78-90
2/7/76	Auburn at #17 Alabama	L	75-86
2/24/82	Auburn at #17 Alabama	L	72-74
2/24/88	Auburn at #17 Vanderbilt	W	81-68
1/6/90	#17 LSU at Auburn	L	70-77
1/13/96	#17 Georgia at Auburn	W	89-86
2/9/02	#17 Georgia at Auburn	W	75-72
1/24/04	Auburn at #17 Florida	L	52-68
3/13/08	Auburn vs. #17 Vanderbilt	L	82-93
2/2/13	Auburn at #17 Missouri	L	77-91
12/2/13	Auburn at #17 Iowa State	L	70-99
11/23/16	Auburn vs. #17 Purdue	L	71-96
3/23/19	#14 Auburn vs. #17 Kansas	W	89-75
2/26/22	#3 Auburn at #17 Tennessee	L	62-67

AUBURN VS. NO. 18 TEAMS (3-8)

1/20/79	#18 Alabama at Auburn	L	76-83
2/15/86	#18 Alabama at Auburn	W	71-69
2/18/95	#18 Alabama at Auburn	L	73-86
1/21/98	#18 Arkansas at Auburn	L	65-79
1/6/99	#18 Arkansas at Auburn	W	83-66
1/5/05	Auburn at #18 Mississippi State	L	53-90
2/2/08	Auburn at #18 Vanderbilt	L	71-78
1/28/10	#18 Ole Miss at Auburn	L	74-84
2/19/11	#18 Vanderbilt at Auburn	L	60-77
3/1/16	#18 Texas A&M at Auburn	L	63-81
2/8/20	#18 LSU at #11 Auburn	W	91-90 (OT)

AUBURN VS. NO. 19 TEAMS (3-10)

12/30/53	Auburn at #19 Vanderbilt	L	48-96
1/14/56	Auburn vs. #19 Alabama	L	77-86
12/5/70	#19 North Carolina State at Auburn	W	91-85
1/27/79	Auburn at #19 Vanderbilt	L	59-66
2/27/82	#19 Tennessee at Auburn	W	56-54
1/31/87	#19 Florida at Auburn	W	81-68
1/4/89	#19 Tennessee at Auburn	L	73-84
2/8/89	#19 LSU at Auburn	L	91-104
2/8/92	#19 Kentucky at Auburn	L	67-85
1/25/03	Auburn at #19 Georgia	L	79-85
2/19/03	#19 Mississippi State at Auburn	L	46-63
3/2/05	Auburn at #19 Alabama	L	53-94
2/4/12	Auburn at #19 Mississippi State	L	88-91

AUBURN VS. NO. 20 TEAMS (2-9)

2/5/55	Auburn at #20 Vanderbilt	L	74-79
2/22/58	#20 Tennessee at Auburn	W	72-66
2/17/79	Auburn at #20 Alabama	L	73-80
3/2/79	Auburn vs. #20 Tennessee	L	64-75
2/13/91	Auburn at #20 LSU	L	61-98
3/7/92	Auburn at #20 Alabama	L	80-82
2/1/95	Auburn at #20 Alabama	L	63-65
1/11/00	#20 Kentucky at Auburn	W	66-63
1/7/04	Auburn at #20 Vanderbilt	L	53-59
1/5/16	#20 South Carolina at Auburn	L	69-81
3/18/18	#19 Auburn vs. #20 Clemson	L	53-84

AUBURN VS. NO. 21 TEAMS (1-3)

2/11/95	Auburn at #21 Mississippi State	W	70-69
3/8/03	Auburn at #21 Mississippi State	L	45-67
1/11/14	#21 Missouri at Auburn	L	68-70
2/9/19	Auburn at #21 LSU	L	78-83

AUBURN VS. NO. 22 TEAMS (2-3)

3/22/86	Auburn vs. #22 Louisville	L	76-84
1/17/07	#22 Tennessee at Auburn	W	83-80
1/6/18	#22 Arkansas at Auburn	W	88-77
1/26/19	#16 Auburn at #22 Mississippi State	L	84-92
11/24/21	#19 Auburn vs. #22 UConn	L	109-115 (2OT)

AUBURN VS. NO. 23 TEAMS (3-4)

1/25/95	#23 Florida at Auburn	W	77-71
2/21/09	Auburn at #23 LSU	L	72-79
2/18/12	#23 Mississippi State at Auburn	W	65-55
1/26/13	#23 Ole Miss at Auburn	L	61-63
2/10/15	#23 Arkansas at Auburn	L	87-101
1/24/17	Auburn at #23 South Carolina	L	69-98
1/2/18	Auburn at #23 Tennessee	W	94-86

AUBURN VS. NO. 24 TEAMS (3-7)

1/27/90	Auburn at #24 Alabama	L	59-78
3/9/91	Auburn vs. #24 Alabama	L	59-77
2/2/94	Auburn at #24 Florida	L	67-68
11/11/97	Auburn vs. #24 Temple	L	42-68
2/16/00	Auburn at #24 Vanderbilt	W	86-80
3/8/01	Auburn vs. #24 Tennessee	L	66-73
2/18/04	Auburn at #24 LSU	W	80-68
12/3/04	Auburn vs. #24 Virginia	L	87-89
2/1/06	Auburn at #24 LSU	L	69-84
1/11/22	#4 Auburn at #24 Alabama	W	81-77

AUBURN VS. NO. 25 TEAMS (3-3)

3/8/96	Auburn vs. #25 Mississippi State	L	58-69
2/9/00	Auburn at #25 LSU	L	68-83
2/18/06	#25 LSU at Auburn	L	61-65
2/24/07	Auburn at #25 Alabama	W	86-77
11/9/18	#25 Washington at #11 Auburn	W	88-66
2/27/21	#25 Tennessee at Auburn	W	77-72



TOURNAMENT PARTICIPATION

TOURNAMENT PARTICIPATION BY TOURNAMENT

W A R E A G L E

ALL COLLEGE CLASSIC (2-4)

- 1948 Baylor 59, Auburn 44
Colorado State 46, Auburn 41
SMU 59, Auburn 41
- 1967 Auburn 65, Arkansas 58
Oklahoma City 78, Auburn 68
Auburn 76, Virginia Tech 61

BANK ONE FIESTA BOWL BASKETBALL CLASSIC (1-1)

- 1993 Michigan 102, Auburn 81
Auburn 81, Fordham 60

BATTLE 4 ATLANTIS (2-1)

- 2021 #21 UConn 115, #19 Auburn 109 (2OT)
Auburn 62, Loyola Chicago 53
Auburn 89, Syracuse 68

BAYOU CLASSIC (1-1)

- 1979 Auburn 74, Long Beach State 69
SW Louisiana 92, Auburn 75

BIG APPLE NIT (0-1)

- 1985 West Virginia 75, Auburn 58

BIG ISLAND INVITATIONAL (1-2)

- 1996 Colorado 78, Auburn 72 (OT)
Auburn 98, Hawaii-Hilo 92 (OT)
TCU 86, Auburn 66

BIG SUN TOURNAMENT (2-0)

- 1978 Auburn 78, Oklahoma 70
Auburn 63, Navy 57

BIRMINGHAM CLASSIC (8-2)

- 1957 Auburn 75, TCU 63
Mississippi State 52, Auburn 37
- 1958 Auburn 70, Wyoming 47
Auburn 79, Alabama 60
- 1959 Navy 68, Auburn 61
Auburn 59, Alabama 52
- 1960 Auburn 76, Virginia Tech 73
Auburn 74, Alabama 62
- 1961 Auburn 67, LSU 50
Auburn 77, Virginia Tech 63

BLADE GRASS CLASSIC (1-1)

- 1980 Air Force 48, Auburn 46 (OT)
Auburn 63, Columbia 55

BLUE ANGELS CLASSIC (2-2)

- 1989 Auburn 75, Navy 61
Southern Miss 84, Auburn 73
- 1991 Auburn 93, Slippery Rock 66
South Alabama 107, Auburn 87

BLUEBONNET BOWL TOURNAMENT (1-1)

- 1964 Houston 50, Auburn 48
Auburn 94, Rice 71

BLUE GRAY TOURNAMENT (2-2)

- 1954 Auburn 91, Washington & Lee 81
Auburn 73, Tennessee 64
- 1955 Texas 83, Auburn 76
Eastern Kentucky 93, Auburn 71

CANCUN CHALLENGE (3-1)

- 2016 Auburn 83, Georgia State 65
Auburn 85, Eastern Kentucky 64
Auburn 67, Texas Tech 65
#17 Purdue 96, Auburn 71

CAPITAL CITY CLASSIC (3-1)

- 1994 Auburn 83, Florida A&M 70
Kansas State 78, Auburn 75
- 1995 Auburn 92, Norfolk State 56
Auburn 84, Florida A&M 54

CARDINAL VARSITY CLUB CLASSIC (1-1)

- 1994 Auburn 77, Georgia Southern 45
Ball State 82, Auburn 74

CAROLINA INVITATIONAL (1-2)

- 1951 Auburn 66, Davidson 59
Georgia Tech 79, Auburn 62
South Carolina 70, Auburn 67

CAROUSEL TOURNAMENT (2-1)

- 1956 Auburn 89, Clemson 64
Auburn 66, Saint Joseph's 64
Wake Forest 58, Auburn 48

CHARLESTON CLASSIC (3-4)

- 2012 Murray State 79, Auburn 59
Auburn 55, Col. of Charleston 51
Dayton 73, Auburn 63
Boston College 50, Auburn 49
- 2017 Auburn 83, Indiana State 64
Temple 88, Auburn 74
Auburn 89, Hofstra 78

COLONIAL CLASSIC (1-1)

- 1983 Auburn 78, Youngstown State 52
South Alabama 95, Auburn 73

COTTON STATE CLASSIC (1-1)

- 1987 Auburn 65, Villanova 64
Georgia Tech 83, Auburn 72

COUGAR CLASSIC (1-1)

- 1997 Pepperdine 62, Auburn 55
Auburn 63, Weber State 58

DR. PEPPER CLASSIC (1-1)

- 1991 Auburn 104, Eastern Kentucky 92
Chattanooga 87, Auburn 75

DR. PEPPER INVITATIONAL (2-0)

- 1995 Auburn 63, Liberty 58
Auburn 83, Baylor 64

ENERGIA SYSTEMS THANKSGIVING TOURNAMENT (2-1)

- 2000 Auburn 89, Robert Morris 71
Toledo 95, Auburn 90 (2OT)
Auburn 80, Providence 69

ESPN COLLEGE HOOPS TIP-OFF MARATHON (0-2)

- 2014 Colorado 90, Auburn 59
2015 Colorado 91, Auburn 84

FORT MYERS TIP-OFF (1-1)

- 2020 Auburn 96, Saint Joseph's 91 (OT)
Gonzaga 90, Auburn 67

GATOR BOWL TOURNAMENT (1-1)

- 1983 Wake Forest 76, Auburn 67
Auburn 95, Villanova 83

GREAT ALASKA SHOOTOUT (0-3)

- 1989 Michigan State 92, Auburn 79
Connecticut 95, Auburn 81
Alaska-Anchorage 109, Auburn 94

HAWAIIAN AIRLINES DIAMOND HEAD CLASSIC (2-4)

- 2011 Auburn 65, Hawai'i 62
Long Beach State 64, Auburn 48
UTEP 83, Auburn 76
- 2015 Auburn 83, New Mexico 78
Harvard 69, Auburn 51
Hawai'i 79, Auburn 67

HOLIDAY HOOPSGIVING (2-0)

- 2020 Auburn 74, Memphis 71
2021 #18 Auburn 99, Nebraska 68

HOUSTON CLASSIC (0-2)

- 1961 Texas A&M 62, Auburn 50
Houston 54, Auburn 49

ILLINI CLASSIC (1-1)

- 1987 Auburn 70, San Jose State 65
Illinois 107, Auburn 103 (OT)

2022-23 AUBURN MEN'S BASKETBALL

IPTAY TOURNAMENT (0-2)

1973 Clemson 87, Auburn 72
Jacksonville 90, Auburn 78

IRON DUKE CLASSIC (0-2)

1981 William & Mary 58, Auburn 48
Duke 72, Auburn 71

KRYSTAL CLASSIC (1-1)

1984 VCU 78, Auburn 59
Auburn 95, Delaware 63

LEGENDS CLASSIC (2-0)

2019 #18 Auburn 84, New Mexico 59
#18 Auburn 79, Richmond 65

LOUISVILLE CLASSIC (1-1)

1976 Creighton 81, Auburn 76
Auburn 78, Rutgers 75

MARSHALL MEMORIAL INVITATIONAL (2-0)

1977 Auburn 66, Southern Illinois 65
Auburn 112, Oklahoma State 94

MAUI INVITATIONAL (2-1)

2018 #9 Auburn 88, Xavier 79 (OT)
#1 Duke 78, #8 Auburn 72
#8 Auburn 73, Arizona 57

MEMPHIS INVITATIONAL (1-1)

1953 Auburn 78, Memphis 64
Ole Miss 65, Auburn 55

MGM GRAND MAIN EVENT (1-1)

2014 Tulsa 53, Auburn 35
Auburn 71, Oregon State 69

MIKE SLIVE INVITATIONAL (2-0)

2018 #8 Auburn 75, UAB 71 (OT)
2019 #12 Auburn 67, Saint Louis 61

MOBILE CLASSIC (4-0)

1966 Auburn 67, Florida State 59
Auburn 80, TCU 79
1968 Auburn 73, Southern Miss 70
Auburn 75, Xavier 73

OLD DOMINION TOURNAMENT (1-1)

1970 Auburn 86, Xavier 73
Old Dominion 89, Auburn 76

PILLSBURY CLASSIC (1-1)

1974 Clemson 63, Auburn 59
Auburn 73, Navy 69

POINSETTIA TOURNAMENT (2-2)

1964 Clemson 77, Auburn 65
Auburn 107, Furman 86
1971 Auburn 103, Furman 78
Clemson 77, Auburn 67

PUERTO RICO SHOOTOUT (3-0)

1995 Auburn 70, La Salle 60
Auburn 82, James Madison 71
Auburn 82, #13 Louisville 78

RED LOBSTER CLASSIC (3-1)

1985 Auburn 78, UCF 49
Auburn 89, Boston College 85
1988 Villanova 84, Auburn 83
Auburn 95, UCF 68

SAN JUAN SHOOTOUT (8-1)

1999 #6 Auburn 109, P.R.-Mayaguez 52
#6 Auburn 73, Virginia Tech 63
#6 Auburn 87, Pepperdine 76
2002 Auburn 94, P. R.-Mayaguez 64
Auburn 63, Denver 58
Auburn 94, Troy State 66
2004 Auburn 74, Delaware 46
Auburn 79, MTSU 74
Toledo 68, Auburn 65

SEC-BIG EAST CHALLENGE (0-4)

2007 West Virginia 88, Auburn 59
2010 Rutgers 63, Auburn 54
2011 Seton Hall 81, Auburn 59
2012 DePaul 80, Auburn 76

SEC-BIG 12 CHALLENGE (3-4)

2013 #17 Iowa State 99, Auburn 70
2014 Texas Tech 46, Auburn 44
2016 Oklahoma State 74, Auburn 63
2017 Auburn 88, TCU 80
2020 #16 Auburn 80, Iowa State 76
2021 #2 Baylor 84, Auburn 72
2022 #1 Auburn 86, Oklahoma 68

SHOW ME CLASSIC (0-2)

1979 Arkansas State 69, Auburn 62
George Washington 71, Auburn 60

SOUTH PADRE ISLAND INVITATIONAL (2-2)

2006 Auburn 95, Winston-Salem St. 62
Auburn 64, ETSU 58
Oklahoma State 66, Auburn 65
#7 Wisconsin 77, Auburn 63

SUGAR BOWL TOURNAMENT (4-6)

1962 Auburn 64, Xavier 57
Auburn 71, Houston 69
1963 Duke 84, Auburn 67
Auburn 62, Loyola (New Orleans) 52
1965 Dayton 85, Auburn 71
Houston 89, Auburn 76
1977 USC 85, Auburn 74
Temple 74, Auburn 73
1990 Villanova 88, Auburn 71
Auburn 84, Tulane 71

SUN BOWL CLASSIC (3-3)

1973 UTEP 68, Auburn 56
Auburn 88, Lamar 78
1975 SMU 87, Auburn 85 (OT)
Auburn 92, Tulsa 74
1986 Auburn 89, Iowa State 87
UTEP 87, Auburn 82

TAMPA INVITATIONAL (3-1)

1965 Auburn 76, Columbia 75 (OT)
Auburn 59, Florida State 58
1967 St. Bonaventure 77, Auburn 73
Auburn 70, Rutgers 62

TROJAN CLASSIC (0-2)

1972 USC 73, Auburn 66
Western Kentucky 87, Auburn 72

UNITED AIRLINES TIP-OFF CLASSIC (2-0)

1998 Auburn 70, Rutgers 55
Auburn 84, Hawai'i 57

USAIR EAST COAST CLASSIC (1-1)

1992 Auburn 65, Louisiana Tech 45
UNCW 91, Auburn 80

UTAH HILTON CLASSIC (2-0)

1982 Auburn 69, Cal State Fullerton 60
Auburn 71, Utah 62

VANDERBILT CLASSIC (2-0)

1969 Auburn 70, Saint Louis 66
Auburn 85, Dartmouth 76

VETERANS CLASSIC (1-0)

2019 #24 Auburn 76, Davidson 66

VOLUNTEER INVITATIONAL (0-2)

1966 Tennessee 73, Auburn 49
Miami (Fla.) 87, Auburn 73

WENDY'S CLASSIC (1-1)

1985 Auburn 80, Kentucky Wesleyan 71
Western Kentucky 71, Auburn 58

TOURNAMENT PARTICIPATION BY YEAR

1948

All College Classic in Oklahoma City, Okla.
Dec. 27—Baylor 59, Auburn 44
Dec. 28—Colorado State 46, Auburn 41
Dec. 29—SMU 59, Auburn 41

1951

Carolina Invitational in Charlotte, N.C.
Dec. 28—Auburn 66, Davidson 59
Dec. 29—Georgia Tech 79, Auburn 62
Dec. 29—South Carolina 70, Auburn 67

1953

Memphis Invitational in Memphis, Tenn.
Jan. 2—Auburn 78, Memphis 64
Jan. 3—Ole Miss 65, Auburn 55

1954

Blue-Gray Tournament in Montgomery, Ala.
Dec. 17—Auburn 91, Washington & Lee 81
Dec. 18—Auburn 73, Tennessee 64

TOURNAMENT CHAMPIONS

1955

Blue-Gray Tournament in Montgomery, Ala.
Dec. 16—Texas 83, Auburn 76
Dec. 17—Eastern Kentucky 93, Auburn 71

1956

Carousel Tournament in Charlotte, N.C.
Dec. 17—Auburn 89, Clemson 64
Dec. 18—Auburn 66, Saint Joseph's 64
Dec. 19—Wake Forest 58, Auburn 48

1957

Birmingham Classic in Birmingham, Ala.
Dec. 13—Auburn 75, TCU 63
Dec. 14—Mississippi State 52, Auburn 37

1958

Birmingham Classic in Birmingham, Ala.
Dec. 19—#13 Auburn 70, Wyoming 47
Dec. 20—#13 Auburn 79, Alabama 60

TOURNAMENT CHAMPIONS

1959

Birmingham Classic in Birmingham, Ala.
Dec. 18—Navy 68, Auburn 61
Dec. 19—Auburn 59, Alabama 52

1960

Birmingham Classic in Birmingham, Ala.
Dec. 16—#11 Auburn 76, Virginia Tech 73
Dec. 17—#11 Auburn 74, Alabama 62

TOURNAMENT CHAMPIONS

1961

Birmingham Classic in Birmingham, Ala.
Dec. 15—Auburn 67, LSU 50
Dec. 16—Auburn 77, Virginia Tech 63

TOURNAMENT CHAMPIONS

Houston Classic in Houston, Texas
Dec. 22—Texas A&M 62, Auburn 50
Dec. 23—Houston 54, Auburn 49

1962

Sugar Bowl Tournament in New Orleans, La.
Dec. 28—Auburn 64, Xavier 57
Dec. 29—Auburn 71, Houston 69 (OT)

TOURNAMENT CHAMPIONS

1963

Sugar Bowl Tournament in New Orleans, La.
Dec. 30—Duke 84, Auburn 67
Dec. 31—Auburn 62, Loyola (New Orleans) 52

1964

Bluebonnet Bowl in Houston, Texas
Dec. 15—Houston 50, Auburn 48
Dec. 17—Auburn 94, Rice 71

Poinsettia Classic in Greenville, S.C.
Dec. 27—Clemson 77, Auburn 65
Dec. 29—Auburn 107, Furman 86

1965

Tampa Invitational in Tampa, Fla.
Dec. 20—Auburn 76, Columbia 75 (OT)
Dec. 21—Auburn 59, Florida State 58

TOURNAMENT CHAMPIONS

Sugar Bowl Tournament in New Orleans, La.
Dec. 29—Dayton 85, Auburn 71
Dec. 30—Houston 89, Auburn 76

1966

Volunteer Invitational in Knoxville, Tenn.
Dec. 16—Tennessee 73, Auburn 49
Dec. 17—Miami (Fla.) 87, Auburn 73

Mobile Classic in Mobile, Ala.
Dec. 27—Auburn 67, Florida State 59
Dec. 28—Auburn 80, TCU 79

TOURNAMENT CHAMPIONS

1967

Tampa Invitational in Tampa, Fla.
Dec. 18—St. Bonaventure 77, Auburn 73
Dec. 19—Auburn 70, Rutgers 62

All-College Classic in Oklahoma City, Okla.
Dec. 27—Auburn 65, Arkansas 58
Dec. 28—Oklahoma City 78, Auburn 68
Dec. 29—Auburn 76, Virginia Tech 61

1968

Mobile Classic in Mobile, Ala.
Dec. 27—Auburn 73, Southern Miss 70
Dec. 28—Auburn 75, Xavier 73

TOURNAMENT CHAMPIONS

1969

Vanderbilt Classic in Nashville, Tenn.
Dec. 19—Auburn 70, Saint Louis 66
Dec. 20—Auburn 85, Dartmouth 76

TOURNAMENT CHAMPIONS

1970

Old Dominion Tournament in Norfolk, Va.
Dec. 29—Auburn 86, Xavier 73
Dec. 30—Old Dominion 89, Auburn 76

1971

Poinsettia Tournament in Greenville, S.C.
Dec. 29—Auburn 103, Furman 78
Dec. 30—Clemson 77, Auburn 67

1972

Trojan Classic in Los Angeles, Calif.
Dec. 15—USC 73, Auburn 66
Dec. 16—Western Kentucky 87, Auburn 72

1973

IPTAY Tournament in Clemson, S.C.
Nov. 30—Clemson 87, Auburn 72
Dec. 1—#17 Jacksonville 90, Auburn 78

Sun Carnival in El Paso, Texas
Dec. 21—Texas—El Paso 68, Auburn 56
Dec. 22—Auburn 88, Lamar 78

1974

Pillsbury Classic in Minneapolis, Minn.
Dec. 27—Clemson 63, Auburn 59
Dec. 28—Auburn 73, Navy 69

1975

Sun Carnival in El Paso, Texas
Dec. 19—SMU 87, #17 Auburn 85 (OT)
Dec. 20—#17 Auburn 92, Tulsa 74

1976

Louisville Classic in Louisville, Ky.
Dec. 28—Creighton 81, #20 Auburn 76
Dec. 29—#20 Auburn 78, Rutgers 75

1977

Marshall Memorial Inv. in Huntington, W. Va.
Dec. 10—Auburn 66, Southern Illinois 65
Dec. 11—Auburn 112, Oklahoma State 94

TOURNAMENT CHAMPIONS

Sugar Bowl Tournament in New Orleans, La.
Dec. 29—USC 85, Auburn 74
Dec. 30—Temple 74, Auburn 73

1978

Big Sun Tournament in St. Petersburg, Fla.
Dec. 15—Auburn 78, Oklahoma 70
Dec. 16—Auburn 63, Navy 57

TOURNAMENT CHAMPIONS

1979

Show Me Classic in Columbia, Mo.
Dec. 7—Arkansas State 69, Auburn 62
Dec. 8—George Washington 71, Auburn 60

Bayou Classic in Lafayette, La.

Dec. 21—Auburn 74, Cal St.—Long Beach 69
Dec. 22—Southwestern La. 92, Auburn 75

1980

Blade-Glass Classic in Toledo, Ohio
Dec. 29—Air Force 48, Auburn 46 (OT)
Dec. 30—Auburn 63, Columbia 55

1981

Iron Duke Classic in Durham, N.C.
Dec. 29—William & Mary 58, Auburn 48
Dec. 30—Duke 72, Auburn 71

1982

Utah-Hilton Classic in Salt Lake City, Utah
Dec. 28—Auburn 69, Cal State Fullerton 60
Dec. 29—Auburn 71, Utah 62

TOURNAMENT CHAMPIONS

TOURNAMENT PARTICIPATION BY YEAR

1983

Colonial Classic in Mobile, Ala.
Dec. 8—Auburn 78, Youngstown State 52
Dec. 9—South Alabama 95, Auburn 73

Gator Bowl Tournament in Jacksonville, Fla.
Dec. 27—#10 Wake Forest 76, Auburn 67
Dec. 28—Auburn 95, Villanova 83

1984

Krystal Classic in Chattanooga, Tenn.
Dec. 21—VCU 78, Auburn 59
Dec. 22—Auburn 95, Delaware 63

1985

Big Apple NIT in Hartford, Conn.
Nov. 22—West Virginia 75, #10 Auburn 58

Wendy's Classic in Bowling Green, Ky.
Dec. 6—Auburn 80, Kentucky Wesleyan 71
Dec. 7—Western Kentucky 71, Auburn 58

Red Lobster Classic in Orlando, Fla.
Dec. 22—Auburn 78, Central Florida 49
Dec. 23—Auburn 89, Boston College 85

TOURNAMENT CHAMPIONS

1986

Sun Bowl Classic in El Paso, Texas
Dec. 28—#5 Auburn 89, Iowa State 87
Dec. 29—UTEP 87, Auburn 82

1987

Illini Classic in Champaign, Ill.
Dec. 11—Auburn 70, San Jose State 65
Dec. 12—Illinois 107, Auburn 103 (OT)

Cotton States Classic in Atlanta, Ga.
Dec. 29—Auburn 65, Villanova 64
Dec. 30—Georgia Tech 83, Auburn 72

1988

Red Lobster Classic in Orlando, Fla.
Dec. 28—Villanova 84, Auburn 83
Dec. 29—Auburn 95, Central Florida 68

1989

Great Alaska Shootout in Anchorage, Alaska
Nov. 24—Michigan State 92, Auburn 79
Nov. 25—Connecticut 95, Auburn 81
Nov. 26—Alaska-Anchorage 109, Auburn 94

Blue Angels Classic in Pensacola, Fla.
Dec. 28—Auburn 75, Navy 61
Dec. 29—Southern Miss 84, Auburn 73

1990

USF&G Sugar Bowl Tourney in New Orleans, La.
Dec. 27—Villanova 88, Auburn 71
Dec. 28—Auburn 84, Tulane 71

1991

Blue Angels Classic in Pensacola, Fla.
Dec. 20—Auburn 93, Slippery Rock 66
Dec. 21—South Alabama 107, Auburn 87

Dr. Pepper Classic in Chattanooga, Tenn.
Dec. 28—Auburn 104, Eastern Kentucky 92
Dec. 29—UT Chattanooga 87, Auburn 75

1992

USAir East Coast Classic in Wilmington, N.C.
Dec. 18—Auburn 65, Louisiana Tech 45
Dec. 19—UNC Wilmington 91, Auburn 80

1993

Bank One Fiesta Bowl Basketball Classic in Tucson, Ariz.
Dec. 28—#7 Michigan 102, Auburn 81
Dec. 30—Auburn 81, Fordham 60

1994

Cardinal Varsity Club Classic in Muncie, Ind.
Dec. 2—Auburn 77, Georgia Southern 45
Dec. 3—Ball State 82, Auburn 74

Capital City Classic in Tallahassee, Fla.
Dec. 29—Auburn 83, Florida A&M 70
Dec. 30—Kansas State 78, Auburn 75

1995

Puerto Rico Shootout in Bayamon, Puerto Rico
Nov. 24—Auburn 70, La Salle 60
Nov. 25—Auburn 82, James Madison 71
Nov. 26—Auburn 82, #13 Louisville 78

TOURNAMENT CHAMPIONS

Dr. Pepper Invitational in Waco, Texas
Dec. 8—Auburn 63, Liberty 58
Dec. 9—Auburn 83, Baylor 64

TOURNAMENT CHAMPIONS

Capital City Classic in Tallahassee, Fla.
Dec. 29—Auburn 92, Norfolk State 56
Dec. 30—Auburn 84, Florida A&M 54

TOURNAMENT CHAMPIONS

1996

Big Island Invitational in Hilo, Hawaii
Nov. 29—Colorado 78, Auburn 72 (OT)
Nov. 30—Auburn 98, Hawaii-Hilo 92 (OT)
Dec. 1—TCU 86, Auburn 66

1997

Cougar Classic in Provo, Utah
Dec. 12—Pepperdine 62, Auburn 55
Dec. 13—Auburn 63, Weber State 58

1998

United Airlines Tip-Off Classic in Honolulu, Hawaii
Nov. 27—Auburn 70, Rutgers 55
Nov. 28—Auburn 84, Hawai'i 57

TOURNAMENT CHAMPIONS

1999

San Juan Shootout in San Juan, Puerto Rico
Dec. 20—#6 Auburn 109, P.R.-Mayaguez 52
Dec. 21—#6 Auburn 73, Virginia Tech 63
Dec. 22—#6 Auburn 87, Pepperdine 76

TOURNAMENT CHAMPIONS

2000

Energia Systems Thanksgiving
Tournament in Kansas City, Mo.
Nov. 24—Auburn 89, Robert Morris 71
Nov. 25—Toledo 95, Auburn 90 (2OT)
Nov. 26—Auburn 80, Providence 69

2002

San Juan Shootout in Caguas, Puerto Rico
Dec. 20—Auburn 94, P.R.-Mayaguez 64
Dec. 21—Auburn 63, Denver 58
Dec. 22—Auburn 94, Troy 66

TOURNAMENT CHAMPIONS

2004

San Juan Shootout in Carolina, Puerto Rico
Dec. 20—Auburn 74, Delaware 46
Dec. 21—Auburn 79, MTSU
Dec. 22—Toledo 68, Auburn 65

TOURNAMENT CHAMPIONS

(Auburn crowned as champions via tiebreaker)

2006

South Padre Island Invitational in South Padre
Island, Texas and Auburn, Ala.
Nov. 17—Auburn 95, Winston-Salem 62
Nov. 19—Auburn 64, ETSU 58
Nov. 24—Oklahoma State 66, Auburn 65
Nov. 25—Wisconsin 77, Auburn 63

2011

Hawaiian Airlines Diamond Head Classic in
Honolulu, Hawai'i
Dec. 22—Auburn 65, Hawai'i 62
Dec. 23—Long Beach State 64, Auburn 43
Dec. 25—UTEP 83, Auburn 76

2012

Charleston Classic in Charleston, S.C.
Nov. 15—Murray State 79, Auburn 59
Nov. 16—Auburn 55, Col. of Charleston 51
Nov. 18—Dayton 73, Auburn 63
Nov. 21—Boston College 50, Auburn 49*
(*Finale was in Chestnut Hill, Mass.)

2013

SEC-Big 12 Challenge
Dec. 2—#17 Iowa State 99, Auburn 70

2014

MGM Grand Main Event in Las Vegas, Nev.
Nov. 24—Tulsa 53, Auburn 35
Nov. 26—Auburn 71, Oregon State 69

SEC-Big 12 Challenge
Dec. 3—Texas Tech 46, Auburn 44

2015

Hawaiian Airlines Diamond Head Classic in
Honolulu, Hawai'i
Dec. 22—Auburn 83, New Mexico 78
Dec. 23—Harvard 69, Auburn 51
Dec. 25—Hawai'i 79, Auburn 67

SEC-Big 12 Challenge
Jan. 30—Oklahoma State 74, Auburn 63

2016

Cancun Classic in Cancun, Mexico
Nov. 14—Auburn 83, Georgia State 65
Nov. 17—Auburn 85, Eastern Kentucky 64
Nov. 22—Auburn 67, Texas Tech 65
Nov. 23—#17 Purdue 96, Auburn 71

SEC-Big 12 Challenge
Jan. 28—Auburn 88, TCU 80 ##

TOURNAMENT PARTICIPATION BY YEAR

2017

Charleston Classic in Charleston, S.C.
Nov. 16—Auburn 83, Indiana State 64
Nov. 17—Temple 88, Auburn 74
Nov. 19—Auburn 89, Hofstra 78

2018

Maui Invitational in Maui, Hawai'i
Nov. 19—#9 Auburn 88, Xavier 79 (OT)
Nov. 20—#1 Duke 78, #8 Auburn 72
Nov. 21—#9 Auburn 73, Arizona 57

Mike Slive Invitational in Birmingham, Ala.
Dec. 15—#8 Auburn 75, UAB 71 (OT)

2019

Veterans Classic in Annapolis, Md.
Nov. 8—#24 Auburn 76, Davidson 66

Legends Classic in Brooklyn, N.Y.
Nov. 25—#18 Auburn 84, New Mexico 59
Nov. 26—#18 Auburn 79, Richmond 65

Mike Slive Invitational in Birmingham, Ala.
Dec. 14—#12 Auburn 67, Saint Louis 61

SEC-Big 12 Challenge in Auburn, Ala.
Jan. 25—#16 Auburn 80, Iowa State 76

2020

Fort Myers Tip-Off in Fort Myers, Fla.
Nov. 26—Auburn 96, Saint Joseph's 91 (OT)
Nov. 27—#1 Gonzaga 90, Auburn 67

Holiday Hoopsgiving in Atlanta, Ga.
Dec. 12—Auburn 74, Memphis 71

SEC-Big 12 Challenge in Waco, Texas
Jan. 30—#2 Baylor 84, Auburn 72

2021

Battle 4 Atlantis in Paradise Island, Bahamas
Nov. 24—#21 UConn 115, #19 Auburn 109 (2OT)
Nov. 25—Auburn 62, Loyola Chicago 53
Nov. 26—Auburn 89, Syracuse 68

Holiday Hoopsgiving in Atlanta, Ga.
Dec. 11—#18 Auburn 99, Nebraska 68

SEC-Big 12 Challenge in Auburn, Ala.
Jan. 29—#1 Auburn 86, Oklahoma 68

NCAA TOURNAMENT

ALL-TIME NCAA APPEARANCES (11) ALL-TIME RECORD: 18-11 (.621)

1984

NCAA East First Round at the Charlotte Coliseum in Charlotte, N.C.
March 15—Richmond 72, Auburn 71

1985

NCAA Southeast First and Second Rounds at the Athletic and Convocation Center in South Bend, Ind.
March 14—Auburn 59, Purdue 58
March 16—Auburn 66, #13 Kansas 64

NCAA Southeast Regional at the Birmingham Coliseum in Birmingham, Ala.
March 22—#7 North Carolina 62, Auburn 56

1986

NCAA West First and Second Rounds at the Long Beach Arena in Long Beach, Calif.
March 14—Auburn 73, Arizona 63
March 16—Auburn 81, #4 St. John's 65

NCAA West Regional Semifinals and Finals at The Summit in Houston, Texas
March 20—Auburn 70, UNLV 63
March 22—Louisville 84, Auburn 76

1987

NCAA Midwest First and Second Rounds at the Indiana Hoosier Dome in Indianapolis, Ind.
March 12—Auburn 62, San Diego 61
March 14—Indiana 107, Auburn 90

1988

NCAA Southeast First and Second Rounds at The Omni in Atlanta, Ga.
March 17—Auburn 90, Bradley 86
March 19—Oklahoma 107, Auburn 87

1999

NCAA South First and Second Rounds at the RCA Dome in Indianapolis, Ind.
March 11—Auburn 80, Winthrop 41
March 13—Auburn 81, Oklahoma State 74

NCAA South Regional Semifinals at Thompson-Boling Arena in Knoxville, Tenn.
March 18—Ohio State 72, Auburn 64

2000

NCAA Midwest First and Second Rounds at the Hubert H. Humphrey Metrodome in Minneapolis, Minn.
March 16—#22 Auburn 72, Creighton 69
March 17—#6 Iowa State 79, #22 Auburn 60

2003

NCAA East First and Second Rounds at the St. Pete Times Forum in Tampa, Fla.
March 21—Auburn 65, Saint Joseph's 63 (OT)
March 23—Auburn 68, #8 Wake Forest 62

NCAA East Regional Semifinals at the Pepsi Arena in Albany, N.Y.
March 28—#12 Syracuse 79, Auburn 78

2018

NCAA Midwest First and Second Rounds at Viejas Arena in San Diego, Calif.
March 16—#19 Auburn 62, College of Charleston 58
March 18—#20 Clemson 84, #19 Auburn 53

2019

NCAA Midwest First and Second Rounds at the Vivint Arena in Salt Lake City, Utah
March 21—#14 Auburn 78, New Mexico State 77
March 23—#14 Auburn 89, #17 Kansas 75

NCAA Midwest Regional Semifinals and Finals at the Sprint Center in Kansas City, Mo.
March 29—#14 Auburn 97, #3 North Carolina 80
March 31—#14 Auburn 77, #7 Kentucky 71 (OT)

NCAA Final Four at U.S. Bank Stadium in Minneapolis, Minn.
April 6—#2 Virginia 63, #14 Auburn 62

2020

NCAA Tournament canceled due to COVID-19 pandemic

2022

NCAA Midwest First and Second Rounds at Bon Secours Wellness Arena in Greenville, S.C.
March 18—#2 Auburn 80, #15 Jacksonville State 61
March 20—#10 Miami (Fla.) 79, #2 Auburn 61

NCAA TOURNAMENT

WAREAGLE

2022-23 AUBURN MEN'S BASKETBALL

SINGLE-GAME RECORDS

Points: 36, Chris Morris vs. Bradley, 3/17/88

Field Goals:

12, Marquis Daniels vs. Syracuse, 3/28/03

12, Chuck Person vs. St. Johns, 3/16/86

12, Chuck Person vs. UNLV, 3/20/86

Field Goal Attempts:

25, Chuck Person vs. North Carolina, 3/22/85

Field Goal Pct. (Min. 10):

.727 (8-11), Chuma Okeke vs. North Carolina, 3/29/19

3-Point Field Goals: 7, Bryce Brown vs. Kansas, 3/23/19

3-Point Field Goal Att.: 11, Bryce Brown vs. Kansas, 3/23/19

3-Point Field Goal Pct. (Min. 5):

.800 (4-5), Daymeon Fishback vs. Creighton, 3/16/00

Free Throws Made:

12, Jeff Moore vs. Oklahoma, 3/19/88

12, Chris Morris vs. Bradley, 3/17/88

Free Throws Attempted:

13, Jeff Moore vs. Oklahoma, 3/19/88

13, Chris Morris vs. Bradley, 3/17/88

Free Throw Pct. (Min. 10):

1.000 (11-11), Jared Harper vs. Kentucky, 3/31/19 (OT)

Rebounds: 17, Charles Barkley vs. Richmond, 3/15/84

Assists: 11, Jared Harper vs. North Carolina, 3/29/19

Blocked Shots: 9, Walker Kessler vs. Jacksonville State, 3/22/22

Steals: 5, Frank Ford vs. UNLV, 3/20/86

Minutes: 42, Marquis Daniels vs. Saint Joseph's, 3/21/03 (OT)

Minutes (Regulation):

40, Frank Ford vs. San Diego, 3/12/87

40, Chris Morris vs. Kansas, 3/16/85

TOURNAMENT RECORDS

Points: 95, Chuck Person, 1986 (4 games)

Field Goals: 44, Chuck Person, 1986 (4 games)

Field Goal Attempts: 90, Chuck Person, 1986 (4 games)

Field Goal Percentage (Min. 15):

.700 (21-30), Frank Ford, 1985 (3 games)

3-Point Field Goals: 19, Bryce Brown, 2019 (5 games)

3-Point Field Goals Attempts: 42, Bryce Brown, 2019 (5 games)

3-Point Field Goal Pct. (Min. 6):

.571 (4-7), Johnny Lynn, 1988 (2 games)

Free Throws Made: 19, Jared Harper, 2019 (5 games)

Free Throws Attempts: 22, Jared Harper, 2019 (5 games)

Free Throw Pct. (Min. 15): .941 (16-17), Chris Morris, 1988 (2 games)

Rebounds: 38, Chuck Person, 1986 (4 games)

Assists: 34, Gerald White, 1986 (4 games)

Blocked Shots: 12, Kyle Davis, 2003 (3 games)

Steals: 9, Chuma Okeke, 2019 (3 games)

Minutes: 165, Bryce Brown, 2019 (5 games)

CAREER RECORDS

Points: 162, Chuck Person, 1984-86 (8 games)

Field Goals: 76, Chuck Person, 1984-86 (8 games)

Field Goal Attempts: 167, Chuck Person, 1984-86 (8 games)

Field Goal Pct. (Min. 25 FGA):

.564 (31-55), Mike Jones, 1986-87 (6 games)

3-Point Field Goals: 25, Bryce Brown, 2018-19 (7 games)

3-Point Field Goals Attempts:

61, Bryce Brown, 2018-19 (7 games)

3-Point Field Goal Pct. (Min. 10):

.538 (7-13), Nathan Watson, 2003 (3 games)

Free Throws Made: 30, Jeff Moore, 1985-88 (11 games)

Free Throws Attempted: 35, Jeff Moore, 1985-88 (11 games)

Free Throw Pct. (Min. 20):

.857 (30-35), Jeff Moore, 1985-88 (11 games)

Rebounds: 94, Jeff Moore, 1985-88 (11 games)

Assists: 63, Gerald White, 1984-87 (10 games)

Blocked Shots: 14, Chris Morris, 1985-88 (11 games)

Steals: 13, Frank Ford, 1984-87 (10 games)

Minutes: 375, Chris Morris, 1985-88 (11 games)

Games Played: 11, Jeff Moore, 1985-88; Chris Morris, 1985-88

Games Started: 11, Jeff Moore, 1985-88; Chris Morris, 1985-88

TEAM SINGLE-GAME RECORDS

Points: 97 vs. North Carolina, 3/29/19

Fewest Points: 53 vs. Clemson, 3/18/18

Winning Margin: 39 (80-41) vs. Winthrop, 3/11/99

Smallest Winning Margin:

1 (78-77) vs. New Mexico State, 3/21/19

1 (62-61) vs. San Diego, 3/12/87

1 (59-58) vs. Purdue, 3/14/85

Field Goals: 36 vs. North Carolina, 3/29/19

Fewest Field Goals: 21 vs. Miami (Fla.), 3/20/23

Field Goal Attempts: 86 vs. Indiana, 3/14/87

Fewest Field Goal Attempts: 49 vs. Kansas, 3/16/85

Field Goal Percentage: .545 (36-66) vs. North Carolina, 3/29/19

Lowest Field Goal Percentage: .258 (17-66) vs. Clemson, 3/18/18

3-Point Field Goals: 17 vs. North Carolina, 3/29/19

Fewest 3-Point Field Goals: 1 vs. San Diego, 3/12/87

3-Point Field Goal Attempts: 37 vs. North Carolina, 3/29/19

Fewest 3-Point Field Goal Attempts: 9 vs. San Diego, 3/12/87

3-Point Field Goal Percentage (Min. 7):

.524 (11-21) vs. Creighton, 3/16/00

Lowest 3-Point Field Goal Pct. (Min. 5): .111 (1-9) vs. San Diego, 3/12/87

Free Throws Made: 23 vs. Bradley, 3/17/88

Fewest Free Throws Made: 5 vs. Purdue, 3/14/85

Free Throws Attempts: 32 vs. College of Charleston, 3/16/18

Fewest Free Throws Attempts: 9 vs. Purdue, 3/14/85

Free Throw Percentage (Min. 15): .913 (21-23) vs. Oklahoma, 3/19/88

Lowest Free Throw Percentage:

.469 (15-32) vs. College of Charleston, 3/16/18

Rebounds: 57 vs. Oklahoma, 3/19/88

Fewest Rebounds: 24 vs. New Mexico State, 3/21/19

Rebound Margin:

+18 (50-32) vs. Jacksonville State, 3/18/22

+18 (57-39) vs. Oklahoma, 3/19/88

Assists: 23 vs. Bradley, 3/17/88

Fewest Assists:

8 vs. Kentucky, 3/31/19

8 vs. Purdue, 3/14/85

Turnovers: 25 vs. Oklahoma, 3/19/88

Fewest Turnovers:

5 vs. Virginia, 4/6/19

5 vs. North Carolina, 3/22/85

Blocked Shots: 10 vs. Jacksonville State, 3/22/22

Fewest Blocked Shots: 1, 3x most recent vs. Oklahoma State, 3/13/99

Steals: 16 vs. Winthrop, 3/11/99

Fewest Steals: 1 vs. Miami (Fla.), 3/20/23

1 vs. Creighton, 3/16/00

1 vs. Kansas, 3/16/85

Personal Fouls: 25 vs. Indiana, 3/14/87

Fewest Personal Fouls: 9 vs. Creighton, 3/16/00

NCAA TOURNAMENT BOX SCORES

#12 Richmond 72, #5 Auburn 71
March 15, 1984
NCAA First Round East Regional
Charlotte Coliseum • Charlotte, N.C.

Richmond	FG-FGA	FT-FTA	REB	PF	TP	MIN	A	TO	BLK	S
John Newman	11-22	4-5	1	3	26	39	0	3	2	1
John Davis	3-5	0-1	12	4	6	36	4	2	0	2
Bill Flye	8-14	3-4	5	5	19	38	0	4	0	2
Greg Beckwith	1-3	3-4	7	1	5	40	9	1	0	4
Kelvin Johnson	6-10	4-5	2	3	16	40	2	3	0	0
Tim Hardin	0-1	0-0	1	2	0	5	0	0	0	0
Lee Goss	0-0	0-1	0	0	0	2	0	0	0	0
Totals	29-55	14-20	31	18	72	200	15	13	2	9

FG%: 1st Half 18-28 .643, 2nd Half 11-27 .407, Game 29-55 .527; FT%: 1st Half 3-3 1.000, 2nd Half 11-17 .647, Game 14-20 .700; Team Rebounds: 3; Deadball Rebounds: 2.

Auburn	FG-FGA	FT-FTA	REB	PF	TP	MIN	A	TO	BLK	S
Greg Turner, F	4-9	4-6	3	2	12	32	1	3	1	0
Chuck Person, F	5-16	0-1	9	5	10	34	1	2	0	1
Charles Barkley, C	8-10	7-9	17	4	23	32	4	4	2	2
Gerald White, G	4-10	1-1	0	4	9	33	3	3	0	0
Frank Ford, G	0-1	0-0	2	0	0	22	2	1	0	0
Paul Daniels	2-3	0-0	1	3	4	25	2	1	1	0
Vern Strickland	5-10	1-2	1	3	11	21	1	1	0	2
Carey Holland	1-1	0-0	0	0	2	1	0	0	0	0
Totals	29-60	13-19	34	21	71	200	14	15	4	5

FG%: 1st Half 10-24 .417, 2nd Half 19-36 .528, Game 29-60 .483; FT%: 1st Half 2-5 .400, 2nd Half 11-14 .786, Game 13-19 .684; Team Rebounds: 1; Deadball Rebounds: 2.

SCORE BY PERIODS	1	2	F
Richmond	39	33	—
Auburn	22	49	—

OFFICIALS—Jim Howell, Phil Robinson, Jim Burr

TECHNICAL FOULS—None.

ATTENDANCE—11,666



#11 Auburn 59, #6 Purdue 58
March 14, 1985
NCAA First Round Southeast Regional
Athletic & Convocation Center • South Bend, Ind.

Auburn	FG-FGA	FT-FTA	REB	PF	TP	MIN	A	TO	BLK	S
Chuck Person, F	9-17	2-2	8	3	20	39	0	2	1	2
Chris Morris, F	9-14	1-2	3	1	19	37	0	2	2	0
Jeff Moore, C	1-5	0-0	7	3	2	28	1	1	1	0
Frank Ford, G	4-7	1-1	6	2	9	39	3	3	0	3
Gerald White, G	3-5	1-4	5	1	7	37	4	3	0	0
Carey Holland	1-1	0-0	0	1	2	10	0	0	0	0
Johnny Lynn	0-2	0-0	1	0	0	7	0	0	0	0
Darren Guest	0-1	0-0	0	0	0	3	0	0	0	0
Totals	27-52	5-9	35	11	59	200	8	11	4	5

FG%: 1st Half 14-28 .500, 2nd Half 13-24 .541, Game 27-52 .519; FT%: 1st Half 3-5 .600, 2nd Half 2-4 .500, Game 5-9 .555; Team Rebounds: 5; Deadball Rebounds: 1.

Purdue	FG-FGA	FT-FTA	REB	PF	TP	MIN	A	TO	BLK	S
Mark Atkinson	0-2	0-0	3	4	0	36	2	0	1	1
Todd Mitchell	0-2	0-0	2	2	0	11	0	0	0	2
James Bullock	6-15	1-3	10	4	13	40	0	3	0	0
Troy Lewis	9-17	1-2	2	1	19	30	1	0	0	1
Steve Reid	9-17	0-2	3	4	18	39	6	1	1	2
Mack Gadis	0-1	0-0	0	0	0	10	0	1	0	0
Herb Robinson	0-0	0-0	0	0	0	5	0	0	0	0
Robert Littlejohn	3-5	2-2	9	0	8	29	0	2	0	1
Totals	27-59	4-9	29	15	58	200	9	7	2	7


FG%: 1st Half 12-29 .413, 2nd Half 15-30 .500, Game 27-59 .457; FT%: 1st Half 1-3 .333, 2nd Half 3-6 .500, Game 4-9 .444; Team Rebounds: 0; Deadball Rebounds: 1.

SCORE BY PERIODS	1	2	F
Auburn	31	28	—
Purdue	25	33	—

OFFICIALS—Tom Fraim, Rich Eichorst, Ron Labetich

TECHNICAL FOULS—None.

ATTENDANCE—10,480



NCAA TOURNAMENT BOX SCORES

#11 Auburn 66, #3 Kansas 64 March 16, 1985 NCAA Second Round Southeast Regional Athletic & Convocation Center • South Bend, Ind.

Auburn	FG-FGA	FT-FTA	REB	PF	TP	MIN	A	TO	BLK	S
Chuck Person, F	10-19	1-2	5	4	21	31	2	0	0	0
Chris Morris, F	4-9	0-1	4	1	8	40	1	0	1	0
Jeff Moore, C	2-7	1-1	5	1	5	25	0	1	1	0
Frank Ford, G	9-9	5-6	7	3	23	37	1	4	0	0
Gerald White, G	1-2	7-8	2	3	9	38	5	4	0	0
Carey Holland	0-0	0-0	3	2	0	20	0	1	0	0
Johnny Lynn	0-0	0-0	0	0	0	5	0	0	0	0
Darren Guest	0-3	0-0	5	0	0	4	0	1	1	1
Totals	26-49	14-18	33	14	66	200	9	11	3	1


FG%: 1st Half 13-26 .500, 2nd Half 13-23 .565, Game 26-49 .531; FT%: 1st Half 4-5 .800, 2nd Half 10-13 .769, Game 14-18 .778; Team Rebounds: 2; Deadball Rebounds: 1.

Kansas	FG-FGA	FT-FTA	REB	PF	TP	MIN	A	TO	BLK	S
Danny Manning	3-12	1-2	8	4	7	22	1	0	0	1
Ron Kellogg	8-16	1-1	5	2	17	38	1	0	0	1
Greg Dreiling	1-4	0-0	6	4	2	29	0	3	0	0
Cedric Hunter	4-9	1-2	3	2	9	33	4	0	0	2
Calvin Thompson	10-16	1-2	1	3	21	37	2	1	0	0
Mark Turgeon	1-2	0-0	1	0	2	7	0	1	0	0
Milton Newton	0-1	0-0	1	0	0	4	0	0	0	0
Chris Piper	3-4	0-0	1	3	6	20	1	0	0	2
Tad Boyle	0-0	0-0	0	0	0	2	0	0	0	0
Mark Pellock	0-0	0-0	1	0	0	8	0	0	0	1
Totals	30-64	4-7	30	18	64	200	9	5	0	7

FG%: 1st Half 14-28 .500, 2nd Half 16-36 .444, Game 30-64 .469; FT%: 1st Half 0-0 .000, 2nd Half 4-7 .571, Game 4-7 .571; Team Rebounds: 3; Deadball Rebounds: 0.

SCORE BY PERIODS	1	2	F
Auburn	30	36	66
Kansas	28	36	64

OFFICIALS—Tom Fraim, Jim Bain, Larry Lembo
TECHNICAL FOULS—None.
ATTENDANCE—10,751 (c)



#2 North Carolina 62, #11 Auburn 56 March 22, 1985 NCAA Southeast Regional Semifinal Birmingham Coliseum • Birmingham, Ala.

Auburn	FG-FGA	FT-FTA	REB	PF	TP	MIN	A	TO	BLK	S
Chuck Person, F	8-25	0-0	12	4	16	39	3	3	1	2
Chris Morris, F	3-10	1-2	9	2	7	38	0	0	0	2
Jeff Moore, C	2-3	0-0	2	3	4	17	1	0	0	0
Frank Ford, G	8-14	1-2	4	2	17	37	3	2	0	0
Gerald White, G	2-5	0-0	1	4	4	37	2	0	0	0
Carey Holland	2-2	4-8	1	2	8	22	0	0	1	0
Johnny Lynn	0-0	0-0	0	1	0	5	0	0	0	0
Darren Guest	0-0	0-0	1	0	0	5	0	0	0	0
Totals	25-59	6-12	33	18	56	200	9	5	2	4


FG%: 1st Half 9-27 .333, 2nd Half 16-32 .500, Game 25-59 .424; FT%: 1st Half 5-9 .556, 2nd Half 1-3 .333, Game 6-12 .500; Team Rebounds: 3; Deadball Rebounds: 3.

North Carolina	FG-FGA	FT-FTA	REB	PF	TP	MIN	A	TO	BLK	S
Dave Popson	2-4	0-0	4	1	4	14	0	0	0	0
Brad Daugherty	5-8	0-2	8	2	10	39	3	2	2	0
Joe Wolf	4-6	2-2	7	3	10	35	3	1	0	0
Buzz Peterson	0-5	0-0	2	2	0	29	2	4	0	0
Kenny Smith	9-12	4-5	3	1	22	38	6	0	0	2
Ranzino Smith	1-5	2-2	2	0	4	14	1	0	0	0
Curtis Hunter	0-1	0-2	1	0	0	5	0	0	0	0
Warren Martin	4-8	4-5	5	3	12	26	1	1	1	0
Totals	25-49	12-18	32	12	62	200	16	8	3	2

FG%: 1st Half 14-27 .519, 2nd Half 11-22 .500, Game 25-49 .510; FT%: 1st Half 5-10 .500, 2nd Half 7-8 .875, Game 12-18 .667; Team Rebounds: 0; Deadball Rebounds: 2.

SCORE BY PERIODS	1	2	F
Auburn	23	33	56
North Carolina	33	29	62

OFFICIALS—Tim Higgins, Jim Burr, J.C. Leinbech
TECHNICAL FOULS—None.
ATTENDANCE—16,843 (c)



NCAA TOURNAMENT BOX SCORES

#8 Auburn 73, #9 Arizona 63 March 14, 1986 NCAA First Round West Regional Long Beach Arena • Long Beach, Calif.

Arizona	FG-FGA	FT-FTA	REB	PF	TP	MIN	A	TO	BLK	S
Anthony Cook	4-6	0-0	6	2	8	35	0	2	1	0
Sean Elliott	10-17	0-0	6	2	20	38	6	1	0	0
John Edgar	7-11	1-3	2	0	15	35	3	3	1	0
Craig McMillan	3-12	2-4	0	4	8	40	6	3	0	3
Steve Kerr	5-12	0-0	3	4	10	37	3	0	0	2
Joe Turner	1-2	0-0	3	0	2	8	1	0	0	0
Ken Lofton	0-0	0-0	0	3	0	2	1	0	0	0
Rolf Jacobs	0-0	0-0	0	1	0	1	0	0	0	0
Eric Cooper	0-0	0-0	0	1	0	1	0	1	0	0
Bruce Fraser	0-0	0-0	0	0	0	1	0	0	0	0
David Haskin	0-0	0-0	1	0	0	1	0	0	0	0
Bruce Wheatley	0-0	0-0	0	0	0	1	0	0	0	0
Totals	30-60	3-7	23	17	63	200	20	10	2	5

FG%: 1st Half 17-32 .531, 2nd Half 13-28 .464, Game 30-60 .500; FT%: 1st Half 0-1 .000, 2nd Half 3-6 .500, Game 3-7 .429; Team Rebounds: 2; Deadball Rebounds: 2.

Auburn	FG-FGA	FT-FTA	REB	PF	TP	MIN	A	TO	BLK	S
Chris Morris, F	5-7	0-1	4	1	10	31	2	0	1	0
Chuck Person, F	9-22	2-2	8	3	20	37	0	4	0	0
Jeff Moore, C	4-8	3-3	12	3	11	28	3	4	0	1
Gerald White, G	4-5	4-5	6	1	12	32	6	1	0	1
Frank Ford, G	3-6	2-3	2	1	8	39	2	0	1	1
Mike Jones	5-6	2-2	3	3	12	21	0	3	1	0
Terrance Howard	0-2	0-0	0	0	0	8	2	0	0	0
Melvin Haralson	0-0	0-0	0	0	0	1	0	0	0	0
Johnny Lynn	0-1	0-1	0	0	0	1	0	0	0	0
Rob Jones	0-0	0-0	1	0	0	1	0	0	0	1
Gary Godfrey	0-0	0-0	0	0	0	1	0	0	0	0
Totals	30-57	13-17	37	12	73	200	15	12	3	4

FG%: 1st Half 15-28 .536, 2nd Half 15-29 .517, Game 30-57 .526; FT%: 1st Half 2-2 1.000, 2nd Half 11-15 .733, Game 13-17 .765; Team Rebounds: 1; Deadball Rebounds: 1.

SCORE BY PERIODS	1	2	F	
Arizona	34	29	—	63
Auburn	32	41	—	73

OFFICIALS—Joe Forte, Rick Wulkow, Tony Stigliano

TECHNICAL FOULS—None.

ATTENDANCE—11,690 (c)



#8 Auburn 81, #1 St. John's 65 March 16, 1986 NCAA Second Round West Regional Long Beach Arena • Long Beach, Calif.

Auburn	FG-FGA	FT-FTA	REB	PF	TP	MIN	A	TO	BLK	S
Chris Morris, F	4-8	1-1	5	0	9	36	2	4	0	1
Chuck Person, F	12-22	3-3	15	1	27	37	1	1	0	2
Jeff Moore, F	7-14	1-1	5	3	15	26	0	1	0	0
Gerald White, G	3-5	4-5	3	2	10	30	9	5	0	4
Frank Ford, G	4-9	0-0	5	1	8	37	2	2	0	0
Terrance Howard	3-4	0-0	2	2	6	14	2	0	0	0
Mike Jones	2-4	2-3	2	2	6	20	0	2	1	0
Totals	35-66	11-13	38	11	81	200	16	15	1	7

FG%: 1st Half 21-40 .525, 2nd Half 14-26 .538, Game 35-66 .530; FT%: 1st Half 2-3 .667, 2nd Half 9-10 .900, Game 11-13 .846; Team Rebounds: 1; Deadball Rebounds: 3.

St. John's	FG-FGA	FT-FTA	REB	PF	TP	MIN	A	TO	BLK	S
Willie Glass	5-9	2-2	1	0	12	32	1	3	0	3
Shelton Jones	3-4	0-0	4	1	6	29	0	2	0	1
Walter Berry	9-14	2-2	7	3	20	39	0	3	1	1
Ron Rowan	6-16	2-2	2	4	14	36	2	3	0	2
Mark Jackson	1-8	1-2	4	4	3	38	12	3	0	1
John Hempel	4-6	0-0	1	2	8	16	0	1	0	1
Terry Bross	1-2	0-0	1	1	2	8	0	1	0	0
Steve Shurina	0-0	0-0	0	1	0	2	0	0	0	0
Totals	29-59	7-8	22	16	65	200	15	16	1	9

FG%: 1st Half 15-30 .500, 2nd Half 14-29 .483, Game 29-59 .492; FT%: 1st Half 2-2 1.000, 2nd Half 5-6 .833, Game 7-8 .875; Team Rebounds: 2; Deadball Rebounds: 3.

SCORE BY PERIODS	1	2	F	
Auburn	44	37	—	81
St. John's	32	33	—	65

OFFICIALS—Paul Hausman, Gene Monje, Mac Chauvin

TECHNICAL FOULS—None.

ATTENDANCE—11,690 (c)



NCAA TOURNAMENT BOX SCORES

#8 Auburn 70, #4 UNLV 63 March 20, 1986 NCAA West Regional Semifinal The Summit • Houston, Texas

Auburn	FG-FGA	FT-FTA	REB	PF	TP	MIN	A	TO	BLK	S
Chris Morris, F	3-8	3-3	8	4	9	39	0	2	1	1
Chuck Person, F	12-22	1-2	11	1	25	37	0	1	0	2
Jeff Moore, C	5-10	1-2	9	2	11	32	4	5	0	1
Gerald White, G	3-4	6-7	1	2	12	33	10	3	0	1
Frank Ford, G	3-8	3-4	6	0	9	39	1	5	0	5
Terrance Howard	0-1	0-0	0	1	0	8	0	1	0	0
Mike Jones	2-5	0-0	1	2	4	12	2	3	1	0
Totals	28-58	14-18	41	12	70	200	17	20	2	10

FG%: 1st Half 11-26 .423, 2nd Half 17-32 .531, Game 28-58 .483; FT%: 1st Half 3-4 .750, 2nd Half 11-14 .786, Game 14-18 .778; Team Rebounds: 5; Deadball Rebounds: 1.

UNLV	FG-FGA	FT-FTA	REB	PF	TP	MIN	A	TO	BLK	S
Anthony Jones	8-19	0-3	4	1	16	39	4	1	0	1
Armon Gilliam	9-13	3-4	3	1	21	37	0	1	0	0
John Flowers	1-1	0-0	0	2	2	20	0	1	0	0
Mark Wade	0-0	0-1	3	5	0	36	12	6	0	2
Freddie Banks	9-21	2-2	1	2	20	35	6	1	0	1
Gary Graham	0-2	0-0	2	4	0	9	1	1	0	0
Eldridge Hudson	2-5	0-0	9	4	4	24	2	1	0	2
Totals	29-61	5-10	28	19	63	200	25	12	0	6

FG%: 1st Half 17-29 .586, 2nd Half 12-32 .375, Game 29-61 .475; FT%: 1st Half 0-0 .000, 2nd Half 5-10 .500, Game 5-10 .500; Team Rebounds: 6; Deadball Rebounds: 1.

SCORE BY PERIODS	1	2	F
Auburn	25	45	70
UNLV	34	29	63

OFFICIALS—Lenny Wirtz, Tim Higgins, Charlie Vacca

TECHNICAL FOULS—None.

ATTENDANCE—10,936

#2 Louisville 84, #8 Auburn 76 March 22, 1986 NCAA West Regional Final The Summit • Houston, Texas

Auburn	FG-FGA	FT-FTA	REB	PF	TP	MIN	A	TO	BLK	S
Chris Morris, F	7-10	3-3	9	4	17	34	1	4	1	4
Chuck Person, F	11-24	1-2	4	3	23	38	1	2	0	0
Jeff Moore, C	4-8	3-5	6	2	11	31	2	0	0	0
Gerald White, G	3-6	2-2	2	2	8	34	9	4	0	1
Frank Ford, G	6-10	1-2	3	4	13	34	5	0	0	1
Terrance Howard	1-1	0-0	0	3	2	12	2	0	0	0
Mike Jones	1-3	0-0	1	3	2	17	0	0	1	0
Totals	33-62	10-14	27	21	76	200	20	10	2	6

FG%: 1st Half 20-32 .625, 2nd Half 13-30 .433, Game 33-62 .532; FT%: 1st Half 3-5 .600, 2nd Half 7-9 .778, Game 10-14 .714; Team Rebounds: 2; Deadball Rebounds: 2.

Louisville	FG-FGA	FT-FTA	REB	PF	TP	MIN	A	TO	BLK	S
Herbert Crook	8-12	4-5	11	3	20	39	3	1	0	1
Billy Thompson	5-10	3-4	7	4	13	26	4	4	0	1
Pervis Ellison	7-14	1-3	10	2	15	35	0	2	2	3
Milt Wagner	4-9	8-8	2	2	16	40	9	2	0	0
Jeff Hall	7-12	0-0	0	1	14	36	2	1	0	0
Mark McSwain	2-3	0-0	4	2	4	15	2	1	0	0
Kevin Walls	1-2	0-0	0	1	2	4	0	0	0	0
Tony Kimbro	0-1	0-0	1	0	0	5	0	1	0	0
Totals	34-63	16-20	37	15	84	200	20	12	2	5

FG%: 1st Half 22-39 .564, 2nd Half 12-24 .500, Game 34-63 .540; FT%: 1st Half 0-0 .000, 2nd Half 16-20 .800, Game 16-20 .800; Team Rebounds: 2; Deadball Rebounds: 0.

SCORE BY PERIODS	1	2	F
Auburn	43	33	76
Louisville	44	40	84


OFFICIALS—Don Rutledge, Lenny Wirtz, Charlie Vacca

TECHNICAL FOULS—None.

ATTENDANCE—9,650

WAREAGLE

2022-23 AUBURN MEN'S BASKETBALL



NCAA TOURNAMENT BOX SCORES

#8 Auburn 62, #9 San Diego 61
March 12, 1987

NCAA First Round Midwest Regional
Indiana Hoosier Dome • Indianapolis, Ind.

San Diego	FG-A	3FG-A	FT-A	REB	PF	TP	MIN	A	TO	BLK	S
Mark Manor	5-10	1-2	0-0	5	2	11	31	3	1	0	0
Mike Madden	3-8	0-0	1-3	11	1	7	34	3	2	2	1
Scott Thompson	5-11	0-1	4-4	4	4	14	25	1	2	1	0
Paul Leonard	3-7	0-2	0-0	2	1	6	38	5	3	0	1
Danny Means	7-12	2-5	2-3	4	1	18	30	2	0	0	3
Steve Krallman	1-2	0-0	0-2	2	2	2	20	0	1	0	1
Marty Munn	0-2	0-2	0-0	0	2	0	11	0	0	0	0
Eric Musselman	1-2	1-2	0-0	0	1	3	2	0	0	0	0
Mike Haupt	0-0	0-0	0-0	1	1	0	9	1	1	0	1
Totals	25-54	4-14	7-12	30	15	61	200	15	10	3	7


FG%: 1st Half 14-28 .500, 2nd Half 11-26 .423, Game 25-54 .463; 3FG%: 1st Half 4-9 .444, 2nd Half 0-5 .000, Game 4-14 .286; FT%: 1st Half 1-4 .250, 2nd Half 6-8 .750, Game 7-12 .583; Team Rebounds: 1; Deadball Rebounds: 1.

Auburn	FG-A	3FG-A	FT-A	REB	PF	TP	MIN	A	TO	BLK	S
Mike Jones, F	11-16	0-0	2-4	7	3	24	32	2	1	2	0
Chris Morris, F	6-12	1-2	1-1	11	3	14	38	2	2	2	0
Jeff Moore, C	4-13	0-0	6-7	14	3	14	33	0	0	0	0
Gerald White, G	2-6	0-4	0-0	3	2	4	34	5	1	0	2
Frank Ford, G	2-9	0-2	2-4	5	2	6	40	3	4	0	3
Terrance Howard	0-1	0-1	0-0	0	1	0	17	0	1	0	0
Johnny Lynn	0-2	0-0	0-0	0	0	0	5	0	0	0	0
John Caylor	0-0	0-0	0-0	0	0	0	1	0	0	0	0
Totals	25-59	1-9	11-16	42	14	62	200	12	9	4	5

FG%: 1st Half 11-26 .423, 2nd Half 14-33 .424, Game 25-59 .424; 3FG%: 1st Half 0-5 .000, 2nd Half 1-4 .250, Game 1-9 .111; FT%: 1st Half 6-7 .857, 2nd Half 5-9 .556, Game 11-16 .688; Team Rebounds: 2; Deadball Rebounds: 0.

SCORE BY PERIODS	1	2	F
San Diego	33	28	61
Auburn	28	34	62

OFFICIALS—Mickey Crowley, Chuck Weinkauf, Rusty Herring
TECHNICAL FOULS—None.
ATTENDANCE—29,610



#1 Indiana 107, #8 Auburn 90
March 14, 1987

NCAA Second Round Midwest Regional
Indiana Hoosier Dome • Indianapolis, Ind.

Auburn	FG-A	3FG-A	FT-A	REB	PF	TP	MIN	A	TO	BLK	S
Mike Jones, F	10-22	1-2	9-9	9	1	30	36	1	2	0	1
Chris Morris, F	5-11	0-0	0-1	4	5	10	22	2	0	0	0
Jeff Moore, C	11-20	0-0	2-2	10	4	24	33	1	0	0	1
Gerald White, G	6-13	4-9	1-1	1	2	17	37	10	4	1	1
Frank Ford, G	4-11	1-2	0-0	3	5	9	28	0	0	0	0
Terrance Howard	0-4	0-0	0-0	4	4	0	19	1	2	0	0
Johnny Lynn	0-4	0-1	0-0	2	2	0	13	0	2	0	1
John Caylor	0-0	0-0	0-0	0	2	0	10	0	1	0	2
Derrick Dennison	0-1	0-0	0-0	0	0	0	2	0	0	0	0
Totals	36-86	6-14	12-13	34	25	90	200	15	11	1	6


FG%: 1st Half 19-44 .432, 2nd Half 17-42 .405, Game 36-86 .419; 3FG%: 1st Half 3-5 .600, 2nd Half 3-9 .333, Game 6-14 .429; FT%: 1st Half 7-7 1.000, 2nd Half 5-6 .833, Game 12-13 .923; Team Rebounds: 1; Deadball Rebounds: 0.

Indiana	FG-A	3FG-A	FT-A	REB	PF	TP	MIN	A	TO	BLK	S
Daryl Thomas	9-14	0-0	9-10	8	1	27	36	0	4	0	3
Dean Garrett	4-6	0-0	1-2	3	4	9	16	0	1	2	0
Steve Alford	10-17	7-11	4-5	3	2	31	38	5	2	0	0
Keith Smart	7-12	0-2	6-7	9	3	20	39	15	5	0	1
Steve Eyl	0-0	0-0	0-0	5	3	0	16	2	1	0	0
Todd Meier	0-0	0-0	0-0	2	1	0	9	0	0	0	0
Kreigh Smith	0-0	0-0	0-0	0	0	0	2	0	0	0	0
Joe Hillman	1-2	0-0	0-0	0	0	0	2	0	0	0	0
Brian Sloan	0-0	0-0	0-0	0	0	0	1	1	0	0	0
Tony Freeman	0-0	0-0	0-0	0	0	0	1	0	0	0	0
Dave Minor	0-0	0-0	0-0	1	0	0	1	0	0	0	0
Totals	38-63	7-13	24-28	45	14	107	200	24	18	2	5

FG%: 1st Half 18-27 .667, 2nd Half 20-36 .556, Game 38-63 .603; 3FG%: 1st Half 2-3 .667, 2nd Half 5-10 .500, Game 7-13 .538; FT%: 1st Half 15-18 .833, 2nd Half 9-10 .900, Game 24-28 .857; Team Rebounds: 1; Deadball Rebounds: 1. Half 3-5 .600, 2nd Half 3-9 .333, Game 6-14 .429; FT%: 1st Half 7-7 1.000, 2nd Half 5-6 .833, Game 12-13 .923; Team Rebounds: 1; Deadball Rebounds: 0.

SCORE BY PERIODS	1	2	F
Auburn	48	42	90
Indiana	53	54	107

OFFICIALS—Rick Wulkow, Chuck Weinkauf, Rusty Herring
TECHNICAL FOULS—None.
ATTENDANCE—34,076



NCAA TOURNAMENT BOX SCORES

#8 Auburn 90, #9 Bradley 86 March 17, 1988 NCAA First Round Southeast Regional The Omni • Atlanta, Ga.

Bradley	FG-A	3FG-A	FT-A	REB	PF	TP	MIN	A	TO	BLKS
Donald Powell	4-9	0-0	2-5	7	5	10	37	1	0	0
Trevor Trimpe	1-4	1-4	0-0	1	1	3	11	2	0	0
Luke Jackson	7-10	0-1	0-3	5	2	14	34	2	3	0
Anthony Manuel	0-3	0-0	0-0	4	4	0	40	10	6	0
Hersey Hawkins	15-25	6-8	8-11	10	3	44	40	6	4	2
Jerry Thomas	4-9	0-1	0-0	1	5	8	25	3	0	0
Paul Wilson	3-6	1-3	0-2	5	3	7	13	1	2	0
Totals	34-66	8-17	10-21	39	23	86	200	25	15	2

FG%: 1st Half 21-35 .600, 2nd Half 13-31 .419, Game 34-66 .515; 3FG%: 1st Half 5-6 .833, 2nd Half 3-11 .273, Game 8-17 .471; FT%: 1st Half 6-9 .667, 2nd Half 4-12 .333, Game 10-21 .476; Team Rebounds: 5; Deadball Rebounds: 4.

Auburn	FG-A	3FG-A	FT-A	REB	PF	TP	MIN	A	TO	BLKS
John Caylor, F	5-8	3-6	5-6	5	2	18	38	2	3	0
Chris Morris, F	11-23	2-5	12-13	12	3	36	37	4	3	3
Jeff Moore, C	6-16	0-0	1-1	13	2	13	36	1	2	1
Terrance Howard, G	2-4	0-1	0-0	5	1	4	24	5	1	0
Derrick Dennison, G	1-6	1-2	2-2	1	3	5	17	3	0	0
Johnny Lynn	1-4	1-3	0-0	0	0	3	21	7	1	0
Matt Geiger	1-3	0-0	1-3	3	3	3	7	1	2	0
Keenan Carpenter	3-8	0-1	2-2	2	3	8	20	0	0	0
Totals	30-72	7-18	23-27	44	17	90	200	23	12	4

FG%: 1st Half 17-41 .415, 2nd Half 13-31 .419, Game 30-72 .417; 3FG%: 1st Half 4-10 .400, 2nd Half 3-8 .375, Game 7-18 .389; FT%: 1st Half 7-8 .875, 2nd Half 16-19 .842, Game 23-27 .852; Team Rebounds: 3; Deadball Rebounds: 1.

SCORE BY PERIODS	1	2	F
Bradley	53	33	86
Auburn	45	45	90

OFFICIALS—Jack Hannon, Dick Lynch, Dave Hall

TECHNICAL FOULS—Auburn—Chris Morris.

ATTENDANCE—10,566



#1 Oklahoma 107, #8 Auburn 87 March 19, 1988 NCAA Second Round Southeast Regional The Omni • Atlanta, Ga.

Auburn	FG-A	3FG-A	FT-A	REB	PF	TP	MIN	A	TO	BLKS
John Caylor, F	6-12	2-5	0-0	9	5	14	25	2	4	0
Chris Morris, F	6-13	1-4	4-4	5	5	17	23	2	3	3
Jeff Moore, C	5-18	0-0	12-13	11	4	22	34	2	1	1
Terrance Howard, G	3-13	1-6	0-0	4	2	7	34	8	8	0
Derrick Dennison, G	3-9	1-1	0-1	7	2	7	23	0	5	0
Johnny Lynn	4-5	3-4	3-3	3	2	14	23	3	4	0
Matt Geiger	0-1	0-0	2-2	3	3	2	15	1	0	0
Keenan Carpenter	2-10	0-4	0-0	2	1	4	20	0	0	0
Dustin Hester	0-0	0-0	0-0	0	0	0	1	0	0	0
Pete McBee	0-0	0-0	0-0	0	0	0	1	0	0	0
John Walker	0-3	0-0	0-0	1	0	0	1	0	0	0
Totals	29-84	8-24	21-23	57	24	87	200	18	25	4

FG%: 1st Half 11-35 .314, 2nd Half 18-49 .367, Game 29-84 .345; 3FG%: 1st Half 4-7 .571, 2nd Half 4-17 .235, Game 8-24 .333; FT%: 1st Half 11-11 1.000, 2nd Half 10-12 .833, Game 21-23 .913; Team Rebounds: 12; Deadball Rebounds: 0.

Oklahoma	FG-A	3FG-A	FT-A	REB	PF	TP	MIN	A	TO	BLKS
Harvey Grant	4-10	0-0	0-1	2	4	8	19	1	2	1
Dave Sieger	5-9	5-9	0-0	1	4	15	28	6	0	0
Stacey King	14-22	0-0	9-12	9	2	37	40	3	3	2
Mookie Blaylock	8-14	2-4	3-3	4	1	21	39	9	1	0
Ricky Grace	5-9	1-3	4-4	6	3	15	37	8	2	0
Art Pollard	0-0	0-0	0-0	0	0	0	1	0	1	0
Mike Bell	0-0	0-0	0-0	1	0	0	2	0	1	1
Terrence Mullins	4-6	1-1	0-1	4	2	9	12	2	0	0
Andre Wiley	0-0	0-0	0-2	1	5	0	9	1	2	0
Anthony Martin	1-6	0-0	0-0	3	2	2	13	1	1	0
Totals	41-76	9-17	16-23	39	23	107	200	31	13	4


FG%: 1st Half 20-37 .541, 2nd Half 21-39 .538, Game 41-76 .539; 3FG%: 1st Half 7-12 .583, 2nd Half 2-5 .400, Game 9-17 .529; FT%: 1st Half 4-7 .571, 2nd Half 12-16 .750, Game 16-23 .696; Team Rebounds: 8; Deadball Rebounds: 3.

SCORE BY PERIODS	1	2	F
Auburn	37	50	87
Oklahoma	51	56	107

OFFICIALS—Joe Silvester, Jack Hannon, Eric Harmon

TECHNICAL FOULS—None.

ATTENDANCE—14,528



NCAA TOURNAMENT BOX SCORES

#1 Auburn 80, #16 Winthrop 41 March 11, 1999 NCAA South Regional First Round RCA Dome • Indianapolis, Ind.

Winthrop	FG-A	3FG-A	FT-A	REB	PF	TP	MIN	A	TO	BLKS	
Heson Groves, F	1-6	0-0	1-2	5	2	3	37	2	5	1	0
Jacques Vandescure, F	2-5	0-0	2-5	7	1	6	26	1	4	0	1
Eric Fisher, C	1-2	0-0	0-0	2	3	2	10	0	0	3	1
Roger Toxey, G	0-6	0-2	0-0	1	1	0	20	0	3	0	1
Tyson Waterman, G	2-8	2-6	0-0	3	2	6	27	2	1	0	1
Pierre Wooten	1-5	0-0	2-4	2	2	4	7	0	0	0	0
Robbie Waldrop	2-5	2-5	0-0	1	0	6	13	1	2	0	0
Adrian Stockman	0-2	0-0	0-0	2	0	0	10	1	3	0	1
Rob Wallace	1-3	1-3	0-0	2	1	3	7	0	0	0	1
Dan Tollens	1-3	0-1	0-0	2	0	2	8	0	3	0	0
Reggie Coles	1-4	1-2	0-0	0	1	3	3	0	0	0	0
Juon. Pinckney	1-2	0-0	0-0	3	3	2	12	0	1	0	0
Eyo Effiong	1-4	0-0	2-5	1	3	4	18	0	2	1	0
Owen Barnes	0-0	0-0	0-0	0	0	0	2	0	0	0	0
Team				10							
Totals	14-55	6-19	7-16	41	19	41	200	7	25	5	6

FG%: 1st Half 7-25 .280, 2nd Half 7-30 .233, Game 14-55 .255; 3FG%: 1st Half 3-10 .300, 2nd Half 3-9 .333, Game 6-19 .316; FT%: 1st Half 1-2 .500, 2nd Half 6-14 .429, Game 7-16 .438; Deadball Rebounds: 4.

Auburn	FG-A	3FG-A	FT-A	REB	PF	TP	MIN	A	TO	BLKS	
Chris Porter, F	4-9	0-0	1-1	5	3	9	24	0	1	0	4
Bryant Smith, F	3-11	1-1	2-4	9	2	9	26	1	3	0	2
Mamadou N'diaye, C	2-8	0-0	2-2	10	2	6	24	0	2	2	1
Scott Pohlman, G	4-8	3-5	3-5	0	1	14	23	1	2	0	2
Doc Robinson, G	6-9	2-4	0-0	3	0	14	23	4	2	0	2
Reggie Sharp	1-5	0-0	1-2	1	2	3	16	3	1	0	0
Jay Heard	3-6	2-5	1-2	9	0	9	16	4	1	0	4
Charlton Barker	0-0	0-0	2-4	2	0	2	2	0	0	0	0
Corey Watkins	0-0	0-0	0-0	0	0	0	1	1	0	0	0
Daymeon Fishback	1-6	1-4	2-2	4	1	5	19	0	1	0	1
Mack McGadney	2-7	0-2	0-0	4	0	4	8	0	0	0	0
Abe Smith	0-0	0-0	0-0	1	0	0	2	0	1	0	0
Adrian Chilliest	1-2	0-0	0-0	2	0	2	10	0	0	0	0
Adrian Person	1-3	1-2	0-0	2	2	3	6	0	0	0	0
Team				3							
Totals	28-74	10-23	14-22	55	13	80	200	14	14	2	16

FG%: 1st Half 13-33 .394, 2nd Half 15-41 .366, Game 28-74 .378; 3FG%: 1st Half 5-11 .455, 2nd Half 5-12 .417, Game 10-23 .435; FT%: 1st Half 6-8 .750, 2nd Half 8-14 .571, Game 14-22 .636; Deadball Rebounds: 4.

SCORE BY PERIODS	1	2	F	
Winthrop	18	23	—	41
Auburn	37	43	—	80

OFFICIALS—Donnee Gray, Tom Clark, Tim Gabutero
TECHNICAL FOULS—None
ATTENDANCE—27,184



#1 Auburn 81, #9 Oklahoma State 74 March 13, 1999 NCAA South Regional Second Round RCA Dome • Indianapolis, Ind.

Oklahoma State	FG-A	3FG-A	FT-A	REB	PF	TP	MIN	A	TO	BLKS	
Glendon Alexander, F	1-7	0-3	3-4	1	0	5	26	1	1	0	0
Desmond Mason, F	8-11	2-4	8-9	9	1	26	37	2	1	0	2
Alex Webber, C	2-2	0-0	0-0	0	4	4	11	0	0	0	0
Adrian Peterson, G	11-16	4-8	1-2	4	2	27	39	0	2	0	1
Doug Gottlieb, G	1-4	0-0	1-2	2	3	3	36	12	6	0	0
Fredrik Jonzen	1-3	0-0	0-0	2	0	2	9	0	1	0	1
Brian Montonati	0-4	0-0	1-2	4	5	1	25	1	3	2	0
Joe Adkins	2-5	2-5	0-1	4	2	6	17	2	2	0	1
Team				2							
Totals	26-52	8-20	14-20	28	17	74	200	18	16	2	5


FG%: 1st Half 11-28 .393, 2nd Half 15-24 .625, Game 26-52 .500; 3FG%: 1st Half 3-9 .333, 2nd Half 5-11 .455, Game 8-20 .400; FT%: 1st Half 8-13 .615, 2nd Half 6-7 .857, Game 14-20 .700; Deadball Rebounds: 1.

Auburn	FG-A	3FG-A	FT-A	REB	PF	TP	MIN	A	TO	BLKS	
Chris Porter, F	4-8	0-0	1-2	10	1	9	33	1	3	0	2
Bryant Smith, F	6-11	1-4	4-4	4	1	17	36	2	0	0	0
Mamadou N'diaye, C	3-6	0-0	1-2	7	3	7	29	0	1	1	0
Scott Pohlman, G	11-17	2-3	4-4	3	2	28	32	1	0	0	0
Doc Robinson, G	6-9	1-3	0-0	1	4	13	24	3	1	0	0
Reggie Sharp	1-4	0-3	0-0	1	1	2	9	2	1	0	1
Jay Heard	2-4	1-2	0-0	2	2	5	18	2	1	0	3
Charlton Barker	0-0	0-0	2-4	2	0	2	2	0	0	0	0
Daymeon Fishback	0-4	0-1	0-0	2	0	0	8	0	0	0	0
Mack McGadney	0-1	0-1	0-0	2	2	0	9	1	0	0	0
Adrian Chilliest	0-0	0-0	0-0	0	1	0	2	0	2	0	0
Team				3							
Totals	33-64	5-17	10-12	35	17	81	200	12	9	1	6

FG%: 1st Half 15-36 .417, 2nd Half 18-28 .643, Game 33-64 .516; 3FG%: 1st Half 3-11 .273, 2nd Half 2-6 .333, Game 5-17 .294; FT%: 1st Half 4-4 1.000, 2nd Half 6-8 .750, Game 10-12 .833; Deadball Rebounds: 1.

SCORE BY PERIODS	1	2	F	
Oklahoma State	33	41	—	74
Auburn	37	44	—	81

OFFICIALS—Ted Hillary, Donnee Gray, Lonnie Dixon
TECHNICAL FOULS—None
ATTENDANCE—30,318



NCAA TOURNAMENT BOX SCORES

#4 Ohio State 72, #1 Auburn 64 March 18, 1999 NCAA South Regional Semifinal Thompson-Boling Arena • Knoxville, Tenn.

Ohio State	FG-A	3FG-A	FT-A	REB	PF	TP	MIN	A	TO	BLKS
Brian Brown, F	2-9	1-4	4-6	6	0	9	33	4	1	1
Jason Singleton, F	3-4	0-0	1-3	2	4	7	21	1	1	0
Ken Johnson, C	2-4	0-0	0-2	2	4	4	25	0	1	1
Scoonie Penn, G	9-16	4-7	4-4	3	4	26	36	4	0	1
Michael Redd, G	9-19	1-3	3-4	10	2	22	36	2	2	0
Neshaun Coleman	0-1	0-1	0-0	3	0	0	4	0	0	0
Boban Savovic	1-3	0-2	0-0	0	1	2	12	0	1	0
Jon Sanderson	0-2	0-0	0-1	2	1	0	6	0	1	0
George Reese	1-4	0-0	0-3	3	0	2	27	0	2	0
Team				6						
Totals	27-62	6-17	12-23	37	16	72	200	11	9	3

FG%: 1st Half 14-35 .400, 2nd Half 13-27 .481, Game 27-62 .435; 3FG%: 1st Half 3-10 .300, 2nd Half 3-7 .429, Game 6-17 .353; FT%: 1st Half 0-0 .000, 2nd Half 12-23 .522, Game 12-23 .522; Deadball Rebounds: 5.

Auburn	FG-A	3FG-A	FT-A	REB	PF	TP	MIN	A	TO	BLKS
Chris Porter, F	6-10	2-3	1-2	11	5	15	32	2	5	0
Bryant Smith, F	4-9	0-3	2-2	2	1	10	33	1	2	0
Mamadou N'diaye, C	1-3	0-0	1-2	11	3	3	34	1	4	3
Scott Pohlman, G	2-8	1-5	2-2	2	2	7	24	3	2	0
Doc Robinson, G	5-13	2-3	2-3	0	3	14	33	6	3	0
Reggie Sharp	0-0	0-0	0-0	0	0	0	3	0	0	0
Jay Heard	0-3	0-2	1-2	1	1	1	9	0	0	0
Daymeon Fishback	4-10	3-6	1-2	9	1	12	23	1	1	0
Mack McGadney	1-3	0-0	0-0	1	1	2	6	0	0	0
Abe Smith	0-0	0-0	0-0	0	0	0	1	0	0	0
Adrian Chilliest	0-0	0-0	0-0	0	0	0	2	0	1	0
Team				4						
Totals	23-59	8-22	10-15	41	17	64	200	14	18	3

FG%: 1st Half 8-29 .276, 2nd Half 15-30 .500, Game 23-59 .390; 3FG%: 1st Half 4-11 .364, 2nd Half 4-11 .364, Game 8-22 .364; FT%: 1st Half 6-11 .545, 2nd Half 4-4 1.000, Game 10-15 .667; Deadball Rebounds: 4.

SCORE BY PERIODS	1	2	F
Ohio State	31	41	—
Auburn	26	38	—

OFFICIALS—Tim Higgins, Lonnie Dixon, Dick Cartmell
TECHNICAL FOULS—None.
ATTENDANCE—23,898



#7 Auburn 72, #10 Creighton 69 March 16, 2000 NCAA Midwest Regional First Round Hubert H. Humphrey Metrodome • Minneapolis, Minn.

Creighton	FG-A	3FG-A	FT-A	REB	PF	TP	MIN	A	TO	BLKS
Matt West, F	1-3	1-2	0-0	1	0	3	22	0	0	0
Donnie Johnson, F	2-6	0-0	0-0	0	4	4	18	2	2	0
Alan Huss, C	1-6	0-1	0-0	5	2	2	21	2	0	0
Ben Walker, G	6-13	1-3	0-0	5	1	13	32	0	1	0
Ryan Sears, G	6-12	4-10	2-5	4	2	18	38	8	0	0
Kyle Korver	4-13	2-10	0-0	2	1	10	28	3	0	1
Livan Pyfrom	1-2	0-0	1-2	1	1	3	9	0	1	0
Justin Haynes	2-4	1-1	0-0	4	3	5	17	0	1	1
Terrell Taylor	4-6	3-5	0-0	1	4	11	14	1	1	1
Dan Kolder	0-0	0-0	0-0	0	0	0	1	0	0	0
Team				6						
Totals	27-65	12-32	3-7	29	18	69	200	16	6	3

FG%: 1st Half 10-29 .345, 2nd Half 17-36 .472, Game 27-65 .415; 3FG%: 1st Half 4-15 .267, 2nd Half 8-17 .471, Game 12-32 .375; FT%: 1st Half 1-2 .500, 2nd Half 2-5 .400, Game 3-7 .429; Deadball Rebounds: 2.

Auburn	FG-A	3FG-A	FT-A	REB	PF	TP	MIN	A	TO	BLKS
Mack McGadney, F	6-11	2-4	1-3	3	1	15	33	2	0	1
Mamadou N'diaye, C	4-5	0-0	7-9	11	1	15	32	2	1	3
Jay Heard, G	2-4	2-3	0-0	1	1	6	14	0	1	1
Daymeon Fishback, G	6-9	4-5	0-0	6	1	16	32	1	3	1
Doc Robinson, G	3-10	1-3	2-2	6	2	9	33	6	1	0
Marquis Daniels	2-4	1-2	0-1	0	0	5	14	0	3	0
Scott Pohlman	2-7	1-4	1-1	2	2	6	26	1	3	0
Reggie Sharp	0-0	0-0	0-0	4	1	0	16	0	1	0
Jimbo Tolbert	0-0	0-0	0-0	0	0	0	0+	0	1	0
Team				5						1
Totals	25-50	11-21	11-16	38	9	72	200	12	15	6

FG%: 1st Half 16-26 .615, 2nd Half 9-24 .375, Game 25-50 .500; 3FG%: 1st Half 6-12 .500, 2nd Half 5-9 .556, Game 11-21 .524; FT%: 1st Half 2-3 .667, 2nd Half 9-13 .692, Game 11-16 .688; Deadball Rebounds: 3.

SCORE BY PERIODS	1	2	F
Creighton	25	44	—
Auburn	40	32	—

OFFICIALS—Donnee Gray, Reggie Greenwood, Andy Rios
TECHNICAL FOULS—None.
ATTENDANCE—20,013



NCAA TOURNAMENT BOX SCORES

#2 Iowa State 79, #7 Auburn 60
March 18, 2000

NCAA Midwest Regional Second Round

Hubert H. Humphrey Metrodome • Minneapolis, Minn.

Auburn	FG-A	3FG-A	FT-A	REB	PF	TP	MIN	A	TO	BLKS
Mack McGadney, F	4-10	0-2	0-0	6	5	8	24	0	1	0
Mamadou N'diaye, C	4-7	0-0	1-3	3	4	9	34	0	1	2
Jay Heard, G	2-6	0-2	0-1	1	2	4	16	1	0	0
Daymeon Fishback, G	3-9	2-8	0-0	6	3	8	31	3	2	0
Doc Robinson, G	5-18	2-8	0-0	3	1	12	33	2	2	0
Marquis Daniels	5-7	1-1	1-1	7	4	12	30	0	1	0
Scott Pohlman	1-5	1-3	0-0	1	2	3	23	3	1	0
Reggie Sharp	0-0	0-0	0-0	0	0	0	6	2	1	0
Jamison Brewer	0-1	0-0	4-5	0	0	4	3	0	1	0
Team				4					1	
Totals	24-63	6-24	6-10	31	21	60	200	11	11	2

FG%: 1st Half 14-27 .519, 2nd Half 10-36 .278, Game 24-63 .381; 3FG%: 1st Half 3-9 .333, 2nd Half 3-15 .200, Game 6-24 .250; FT%: 1st Half 2-4 .500, 2nd Half 4-6 .667, Game 6-10 .600; Deadball Rebounds: 0.

Iowa State	FG-A	3FG-A	FT-A	REB	PF	TP	MIN	A	TO	BLKS
Stevie Johnson, F	6-8	1-1	8-11	8	4	21	34	1	0	1
Marcus Fizer, F	7-17	0-3	8-9	12	3	22	38	1	2	0
Kantrail Horton, G	1-3	0-2	0-0	2	1	2	37	4	1	0
Jamaal Tinsley, G	3-10	2-4	4-6	4	3	12	38	7	4	2
Michael Nurse, G	4-5	1-2	5-5	5	3	14	37	2	2	0
Martin Rancik	1-1	0-0	0-0	2	1	2	4	0	0	0
Brandon Hawkins	1-2	0-1	0-0	2	0	2	8	1	1	0
Richard Evans	2-2	0-0	0-0	2	0	4	4	0	0	0
Team				1					1	
Totals	25-48	4-13	25-31	38	15	79	200	16	11	3

FG%: 1st Half 11-24 .458, 2nd Half 14-24 .583, Game 25-48 .521; 3FG%: 1st Half 1-5 .200, 2nd Half 3-8 .375, Game 4-13 .308; FT%: 1st Half 9-10 .900, 2nd Half 16-21 .762, Game 25-31 .806; Deadball Rebounds: 3.

SCORE BY PERIODS	1	2	F
Auburn	33	27	—
Iowa State	32	47	—

OFFICIALS—Mike Sanzere, Bob Donato, Donnee Gray

TECHNICAL FOULS—None.

ATTENDANCE—26,328



#10 Auburn 65, #7 Saint Joseph's 63 (OT)
March 21, 2003

NCAA East Regional First Round

St. Pete Times Forum • Tampa, Fla.

Auburn	FG-A	3FG-A	FT-A	REB	PF	TP	MIN	A	TO	BLKS
Marquis Daniels, F	10-19	3-4	2-4	8	1	25	42	4	1	0
Marco Killingsworth, F	7-15	0-2	1-1	7	1	15	36	1	4	0
Kyle Davis, C	3-5	0-0	1-2	9	3	7	33	1	4	4
Derrick Bird, G	3-8	2-6	3-4	1	4	11	37	0	4	1
Lewis Monroe, G	0-4	0-2	0-0	4	2	0	41	4	1	0
Brandon Robinson	0-1	0-0	1-2	4	3	1	0	1	0	0
Nathan Watson	2-5	2-4	0-0	2	1	6	13	0	0	0
Donny Calton	0-0	0-0	0-0	0	1	0	0+	0	0	0
Chris Lollar	0-0	0-0	0-0	0	0	0	2	1	0	0
Team				3						
Totals	25-57	7-18	8-13	38	16	65	225	11	15	5

FG%: 1st Half 13-30 .433, 2nd Half 9-21 .429, OT 3-6 .500, Game 25-57 .439; 3FG%: 1st Half 4-11 .364, 2nd Half 3-7 .429, OT 0-0 .000, Game 7-18 .389; FT%: 1st Half 2-4 .500, 2nd Half 4-6 .667, OT 2-3 .667, Game 8-13 .615; Deadball Rebounds: 2.

Saint Joseph's	FG-A	3FG-A	FT-A	REB	PF	TP	MIN	A	TO	BLKS
Pat Carroll, F	0-5	0-5	0-0	1	1	0	22	1	1	0
Dave Mallon, F	1-3	1-2	0-0	1	0	3	9	1	0	0
Alexandre Sazanov, C	2-4	0-0	3-4	4	3	7	13	0	3	0
Tyrone Barley, G	0-4	0-2	0-0	3	4	0	34	6	2	0
Jameer Nelson, G	11-22	3-7	7-8	9	2	32	45	1	0	0
Chris Cologer	0-0	0-0	0-0	3	0	0	9	0	0	0
Dwayne Lee	0-0	0-0	0-0	0	0	0	0+	0	0	0
Chet Stachitas	0-1	0-1	0-0	0	0	0	2	0	0	0
Delonte West	3-13	2-7	2-2	3	3	10	33	2	2	0
Dwayne Jones	4-5	0-0	1-2	6	1	9	32	0	0	4
John Bryant	1-2	0-0	0-0	2	5	2	26	0	3	0
Team				4					1	
Totals	22-59	6-24	13-16	36	19	63	225	11	12	4

FG%: 1st Half 7-24 .292, 2nd Half 13-30 .433, OT 2-5 .400, Game 22-59 .373; 3FG%: 1st Half 2-10 .200, 2nd Half 2-10 .200, OT 2-4 .500, Game 6-24 .250; FT%: 1st Half 3-4 .750, 2nd Half 10-12 .833, OT 0-0 .000, Game 13-16 .813; Deadball Rebounds: 1.

SCORE BY PERIODS	1	2	OT	F
Auburn	32	25	8	—
Saint Joseph's	19	38	6	—

OFFICIALS—Steve Welmer, Curtis Shaw, Rick Hartzell

TECHNICAL FOULS—None.

ATTENDANCE—17,024



NCAA TOURNAMENT BOX SCORES

#10 Auburn 68, #2 Wake Forest 62 March 23, 2003 NCAA East Regional Second Round St. Pete Times Forum • Tampa, Fla.

Auburn	FG-A	3FG-A	FT-A	REB	PF	TP	MIN	A	TO	BLKS
Marquis Daniels, F	7-15	0-4	4-7	4	4	18	26	1	4	0
Marco Killingsworth, F	4-10	0-1	3-4	8	2	11	32	3	4	0
Kyle Davis, C	1-3	0-0	0-0	4	2	2	26	1	2	4
Derrick Bird, G	3-10	1-6	2-2	2	3	9	33	1	0	0
Lewis Monroe, G	2-6	2-5	6-6	1	2	12	37	3	3	0
Brandon Robinson	5-9	0-1	1-1	3	4	11	22	0	1	2
Nathan Watson	2-3	1-2	0-0	6	1	5	21	2	0	0
Chris Lollar	0-0	0-0	0-0	0	0	0	3	0	0	0
Team				5						
Totals	24-56	4-19	16-20	33	18	68	200	11	14	6


FG%: 1st Half 14-31 .452, 2nd Half 10-25 .400, Game 24-56 .429; 3FG%: 1st Half 3-10 .300, 2nd Half 1-9 .111, Game 4-19 .211; FT%: 1st Half 3-4 .750, 2nd Half 13-16 .813, Game 16-20 .800; Deadball Rebounds: 1.

Wake Forest	FG-A	3FG-A	FT-A	REB	PF	TP	MIN	A	TO	BLKS
Jamaal Levy, F	1-4	0-1	1-2	7	5	3	34	1	2	3
Vytas Danelius, F	1-6	0-4	2-3	7	3	4	36	1	2	1
Eric Williams, C	1-4	0-0	2-2	0	4	4	10	0	1	0
Taron Downey, G	3-6	3-5	0-0	4	2	9	36	1	4	0
Josh Howard, G	4-10	0-3	6-6	8	4	14	34	1	7	3
Chris Ellis	0-0	0-0	0-0	0	1	0	8	0	0	0
Justin Gray	8-15	5-9	5-6	4	2	26	30	1	0	0
Richard Joyce	0-0	0-0	0-0	0	0	0	0+	0	0	0
Steve Lepore	0-1	0-1	0-0	0	1	0	1	0	0	0
Trent Strickland	0-3	0-0	2-2	1	1	2	11	0	1	0
Team				4						1
Totals	18-49	8-23	18-21	35	23	62	200	5	18	7

FG%: 1st Half 11-23 .478, 2nd Half 7-26 .269, Game 18-49 .367; 3FG%: 1st Half 5-11 .455, 2nd Half 3-12 .250, Game 8-23 .348; FT%: 1st Half 11-12 .917, 2nd Half 7-9 .778, Game 18-21 .857; Deadball Rebounds: 1.

SCORE BY PERIODS	1	2	F
Auburn	34	34	—
Wake Forest	38	24	—

OFFICIALS—Tony Greene, Steve Welmer, Ted Hillary
TECHNICAL FOULS—None.
ATTENDANCE—21,304 (c)



#3 Syracuse 79, #10 Auburn 78 March 28, 2003 NCAA East Regional Sweet 16 Pepsi Arena • Albany, N.Y.

Auburn	FG-A	3FG-A	FT-A	REB	PF	TP	MIN	A	TO	BLKS
Marquis Daniels, F	12-21	0-1	3-4	9	3	27	38	4	4	0
Marco Killingsworth, F	0-3	0-0	2-2	5	3	2	18	0	3	0
Kyle Davis, C	1-6	0-0	0-0	6	4	2	20	0	2	4
Derrick Bird, G	3-10	3-9	2-2	4	2	11	38	5	1	0
Lewis Monroe, G	4-7	3-5	1-2	2	4	12	35	1	0	0
Troy Gaines	0-0	0-0	0-0	0	0	0	0+	1	0	0
Brandon Robinson	2-8	0-0	4-4	9	0	8	20	2	4	0
Nathan Watson	5-8	4-7	2-2	1	3	16	29	2	1	0
Rodney Tucker	0-0	0-0	0-0	0	0	0	2	0	1	1
Team				4						
Totals	27-63	10-22	14-17	40	19	78	200	15	17	5

FG%: 1st Half 9-30 .300, 2nd Half 18-33 .545, Game 27-63 .429; 3FG%: 1st Half 3-7 .429, 2nd Half 7-15 .467, Game 10-22 .455; FT%: 1st Half 6-7 .857, 2nd Half 8-10 .800, Game 14-17 .824; Deadball Rebounds: 2.

Syracuse	FG-A	3FG-A	FT-A	REB	PF	TP	MIN	A	TO	BLKS
Hakim Warrick, F	6-12	0-0	3-4	4	5	15	25	1	2	0
Carmelo Anthony, F	7-17	2-4	2-3	8	2	18	34	3	2	1
Craig Forth, C	0-1	0-0	0-0	1	2	0	12	1	0	2
Kueth Duany, G	3-9	2-6	4-4	5	0	12	26	0	1	0
Gerry McNamara, G	2-6	1-4	4-5	2	2	9	37	3	0	0
Billy Edelin	1-2	0-0	3-4	6	2	5	17	4	3	0
Jeremy McNeil	3-6	0-0	0-0	7	3	6	27	0	2	4
Josh Pace	7-13	0-0	0-1	2	1	14	12	2	0	0
Team				1						
Totals	29-66	5-14	16-21	36	17	79	200	14	10	7

FG%: 1st Half 14-34 .412, 2nd Half 15-32 .469, Game 29-66 .439; 3FG%: 1st Half 3-9 .333, 2nd Half 2-5 .400, Game 5-14 .357; FT%: 1st Half 6-6 1.000, 2nd Half 10-15 .667, Game 16-21 .762; Deadball Rebounds: 3.

SCORE BY PERIODS	1	2	F
Auburn	27	51	—
Syracuse	37	42	—

OFFICIALS—John Clougherty, John Higgins, Rick Hartzell
TECHNICAL FOULS—None.
ATTENDANCE—15,093 (c)



NCAA TOURNAMENT BOX SCORES

#4 Auburn 62, #13 College of Charleston 58
March 16, 2018
NCAA Midwest Regional First Round
Viejas Arena • San Diego, Calif.

Charleston	FG-A	3FG-A	FT-A	REB	PF	TP	MIN	A	TO	BLKS
Jarrell Brantley, F	9-16	2-5	4-7	7	3	24	38	2	4	0 0
Grant Riller, G	6-15	2-8	2-4	6	3	16	40	1	7	0 1
Cameron Johnson, G	2-4	0-2	0-0	3	4	4	24	1	2	0 2
Nick Harris, F	1-3	0-0	1-2	7	4	3	24	1	1	0 0
Joe Chealey, G	1-3	0-1	0-1	3	5	2	20	2	3	0 1
Marquise Pointer	4-8	1-4	0-1	3	5	9	34	3	3	0 2
Jaylen McManus	0-2	0-2	0-0	4	2	0	17	0	1	0 0
Evan Bailey	0-0	0-0	0-0	1	0	0	3	0	0	0 0
Team				4						
Totals	23-51	5-22	7-14	40	23	58	200	10	21	0 6

FG%: 1st Half 11-27 .407, 2nd Half 12-24 .500, Game 23-51 .451; 3FG%: 1st Half 2-10 .200, 2nd Half 3-12 .250, Game 5-22 .227; FT%: 1st Half 1-2 .500, 2nd Half 6-12 .500, Game 7-14 .500; Deadball Rebounds: 5.

Auburn	FG-A	3FG-A	FT-A	REB	PF	TP	MIN	A	TO	BLKS
Mustapha Heron, G	6-15	0-5	5-6	5	1	16	36	2	3	0 2
Desean Murray, F	4-9	1-3	2-4	7	5	11	28	0	2	0 2
Bryce Brown, G	3-11	3-10	1-4	3	0	10	34	1	0	0 1
Horace Spencer, F	2-8	0-0	3-6	4	0	7	24	2	4	2 1
Jared Harper, G	1-7	1-4	3-6	2	4	6	18	2	2	0 2
Malik Dunbar	2-2	0-0	2-4	3	1	6	13	0	0	0 1
Davion Mitchell	2-3	0-1	0-2	0	3	4	20	2	0	0 1
Chuma Okeke	1-4	0-1	0-0	9	4	2	27	1	0	2 0
Team				3						1
Totals	21-59	5-24	15-32	36	18	62	200	10	12	4 10

FG%: 1st Half 9-32 .281, 2nd Half 12-27 .444, Game 21-59 .356; 3FG%: 1st Half 0-13 .000, 2nd Half 5-11 .454, Game 5-24 .208; FT%: 1st Half 7-13 .539, 2nd Half 8-19 .421, Game 15-32 .469; Deadball Rebounds: 9.

SCORE BY PERIODS	1	2	F
College of Charleston	25	33	—
Auburn	25	37	—

OFFICIALS—Doug Shows, Dwayne Gladden, Kelly Self
TECHNICAL FOULS—None.
ATTENDANCE—10,092



#5 Clemson 84, #4 Auburn 53
March 18, 2018
NCAA Midwest Regional Second Round
Viejas Arena • San Diego, Calif.

Clemson	FG-A	3FG-A	FT-A	REB	PF	TP	MIN	A	TO	BLKS
Elijah Thomas, F	7-10	0-0	4-7	11	2	18	27	2	0	3 1
Aamir Simms, F	1-2	1-1	0-0	2	0	3	23	1	0	3 1
Marquise Reed, G	6-17	0-4	4-5	7	2	16	34	3	1	0 1
Shelton Mitchell, G	2-6	1-3	5-7	6	1	10	31	6	2	0 1
Gabe Devoe, G	8-13	6-9	0-0	5	2	22	24	5	2	0 0
Clyde Trapp	0-1	0-1	0-0	0	0	0	8	0	0	0 0
Lyles Davis	0-0	0-0	0-0	1	0	0	0	2	1	0 0
Mark Donnal	0-3	0-2	0-0	1	3	0	13	2	1	0 0
Isaac Fields	0-0	0-0	0-0	0	0	0	2	0	0	0 0
Malik William	1-1	0-0	1-2	1	0	3	2	0	0	0 0
Anthony Oliver II	2-5	2-5	0-0	6	0	6	9	0	0	0 0
Scott Spencer	0-1	0-1	0-0	2	2	0	10	0	0	0 0
David Skara	2-2	0-0	2-2	4	4	6	15	0	0	0 0
Team				4						
Totals	29-61	10-26	16-23	50	16	84	200	19	7	6 4

FG%: 1st Half 16-30 .533, 2nd Half 13-31 .419, Game 29-61 .475; 3FG%: 1st Half 4-11 .364, 2nd Half 6-15 .400, Game 10-26 .385; FT%: 1st Half 7-10 .700, 2nd Half 9-13 .692, Game 16-23 .696; Deadball Rebounds: 5.

Auburn	FG-A	3FG-A	FT-A	REB	PF	TP	MIN	A	TO	BLKS
Horace Spencer, F	3-6	0-0	4-4	9	4	10	26	2	0	1 1
Desean Murray, F	0-6	0-3	0-0	3	2	0	27	2	1	0 0
Jared Harper, G	2-12	1-6	0-0	3	2	5	31	1	1	0 0
Bryce Brown, G	4-13	3-9	1-1	0	1	12	30	0	1	0 0
Mustapha Heron, G	3-10	1-2	5-6	1	5	12	25	1	2	0 1
Chuma Okeke	2-9	1-6	2-4	8	3	7	25	3	1	2 0
Davion Mitchell	1-5	0-2	0-0	1	2	2	17	0	0	0 1
Malik Dunbar	2-5	1-4	0-0	2	0	5	13	0	0	0 1
Patrick Keim	0-0	0-0	0-0	0	0	0	2	0	0	0 0
Will Macey	0-0	0-0	0-0	0	0	0	2	0	0	0 0
Cole Blackstock	0-0	0-0	0-0	0	0	0	2	0	0	0 0
Team				5						1
Totals	21-59	5-24	15-32	36	18	62	200	10	12	4 10

FG%: 1st Half 6-33 .182, 2nd Half 11-33 .333, Game 17-66 .258; 3FG%: 1st Half 3-15 .200, 2nd Half 4-17 .235, Game 7-32 .219; FT%: 1st Half 4-6 .667, 2nd Half 8-9 .889, Game 12-15 .800; Deadball Rebounds: 4.

SCORE BY PERIODS	1	2	F
Clemson	43	41	—
Auburn	19	34	—

OFFICIALS—John Higgins, Earl Walton, James Breeding
TECHNICAL FOULS—None.
ATTENDANCE—11,628



NCAA TOURNAMENT BOX SCORES

#5 Auburn 78, #12 New Mexico State 77 March 21, 2019 NCAA Midwest Regional First Round Vivint Arena • Salt Lake City, Utah

NMSU	FG-A	3FG-A	FT-A	REB	PF	TP	MIN	A	TO	BLKS
C.J. Bobbitt, F	1-3	0-2	0-0	2	0	2	10	1	0	0
Eli Chuha, F	3-4	0-1	0-0	5	3	6	16	0	0	0
Terrell Brown, G	2-6	0-4	8-11	5	1	12	32	2	5	0
Clayton Henry, G	0-0	0-0	0-0	0	2	0	8	0	1	1
AJ Harris, G	2-6	0-3	2-4	2	2	6	28	2	4	0
Shunn Buchanan	1-1	0-0	0-0	0	2	2	12	2	0	0
JoJo Zamora	2-5	2-5	0-0	0	1	6	10	1	1	0
Ivan Aurrecochea	4-6	0-0	5-5	9	2	13	23	0	2	0
Trevelin Queen	4-13	4-8	2-2	5	2	14	30	6	0	2
Johnny McCants	6-7	1-2	3-5	7	4	16	31	0	2	1
Team				4					1	
Totals	25-51	7-25	20-27	39	19	77	200	14	16	2

FG%: 1st Half 11-27 .407, 2nd Half 14-24 .583, Game 25-51 .490; 3FG%: 1st Half 2-13 .154, 2nd Half 5-12 .417, Game 7-25 .280; FT%: 1st Half 5-7 .714, 2nd Half 15-20 .750, Game 20-27 .741; Deadball Rebounds: 4.

Auburn	FG-A	3FG-A	FT-A	REB	PF	TP	MIN	A	TO	BLKS
Chuma Okeke, F	3-9	2-5	5-5	5	2	13	31	1	1	1
Anfernee McLemore, F	1-1	1-1	0-0	2	3	3	13	1	0	0
Jared Harper, G	6-11	4-8	1-3	1	5	17	31	4	3	0
Bryce Brown, G	4-12	2-8	2-3	3	2	12	30	5	2	0
Malik Dunbar, G	1-5	1-4	2-2	1	1	5	20	0	1	0
Horace Spencer	0-1	0-0	0-1	2	5	0	17	0	2	1
Danjel Purifoy	2-4	0-2	0-0	0	2	4	10	0	0	0
Samir Doughty	1-3	1-2	1-4	1	1	4	20	1	0	0
J'Von McCormick	6-8	1-1	3-3	2	1	16	17	1	1	0
Austin Wiley	2-3	0-0	0-0	2	2	4	11	0	0	0
Team				5					0	
Totals	26-57	12-31	14-21	24	24	78	200	13	10	2

FG%: 1st Half 11-28 .393, 2nd Half 15-29 .517, Game 26-57 .456; 3FG%: 1st Half 3-12 .250, 2nd Half 9-19 .474, Game 12-31 .387; FT%: 1st Half 7-11 .636, 2nd Half 7-14 .500, Game 14-21 .667; Deadball Rebounds: 4.

SCORE BY PERIODS	1	2	F
New Mexico State	29	48	77
Auburn	32	46	78

OFFICIALS—Mike Nance, Brent Hampton, Randy McCall
TECHNICAL FOULS—New Mexico State—Eli Chuha.
ATTENDANCE—16,576



#5 Auburn 89, #4 Kansas 75 March 23, 2019

NCAA Midwest Regional Second Round Vivint Arena • Salt Lake City, Utah

Auburn	FG-A	3FG-A	FT-A	REB	PF	TP	MIN	A	TO	BLKS
Chuma Okeke, F	4-10	2-5	2-2	5	1	12	34	4	2	1
Anfernee McLemore, F	4-7	2-4	1-2	5	1	11	19	0	0	0
Jared Harper, G	6-13	2-7	4-4	0	2	18	35	6	2	0
Bryce Brown, G	9-13	7-11	0-0	3	1	25	31	2	0	0
Malik Dunbar, G	3-4	0-1	0-1	0	1	6	17	2	0	0
Horace Spencer	0-1	0-0	1-2	2	4	1	7	0	1	0
Danjel Purifoy	0-1	0-0	0-0	2	4	0	6	0	0	0
Samir Doughty	1-2	0-1	2-2	5	2	4	22	1	1	0
J'Von McCormick	2-6	0-1	2-2	2	2	6	14	2	0	0
Myles Parker	0-0	0-0	0-0	0	1	0	1	0	0	0
Cole Blackstock	0-0	0-0	0-0	0	0	0	1	0	0	0
Austin Wiley	3-4	0-0	0-0	1	2	6	13	0	1	2
Team				2					0	
Totals	32-61	13-30	12-15	27	21	89	200	17	7	3

FG%: 1st Half 20-36 .556, 2nd Half 12-25 .480, Game 32-61 .525; 3FG%: 1st Half 9-17 .529, 2nd Half 4-13 .308, Game 13-30 .433; FT%: 1st Half 2-11 .182, 2nd Half 10-13 .769, Game 12-15 .800; Deadball Rebounds: 1.

Kansas	FG-A	3FG-A	FT-A	REB	PF	TP	MIN	A	TO	BLKS
Dedric Lawson, F	8-17	2-3	7-7	10	3	25	37	3	3	1
David McCormack, F	5-6	0-0	1-1	6	1	11	21	2	2	0
Quentin Grimes, G	5-11	2-6	3-4	2	3	15	34	2	4	0
Devon Dotson, G	5-9	2-5	1-2	4	5	13	34	3	2	0
Ochai Agbaji, G	1-5	0-2	0-0	1	0	2	24	0	0	0
Marcus Garrett	3-6	0-0	1-1	3	4	7	20	0	3	0
Charlie Moore	0-3	0-1	0-0	3	1	0	7	3	1	0
K.J. Lawson	0-2	0-2	2-2	4	0	2	14	0	1	0
Mitch Lightfoot	0-0	0-0	0-1	2	0	0	9	0	0	0
Team				3					0	
Totals	27-59	6-19	15-18	38	17	75	200	13	16	1

FG%: 1st Half 8-27 .296, 2nd Half 19-32 .594, Game 27-59 .458; 3FG%: 1st Half 1-10 .100, 2nd Half 5-9 .556, Game 6-19 .316; FT%: 1st Half 8-10 .800, 2nd Half 7-8 .875, Game 15-18 .833; Deadball Rebounds: 1.

SCORE BY PERIODS	1	2	F
Auburn	51	38	89
Kansas	25	50	75

OFFICIALS—Kipp Kissinger, DJ Carstensen, Lamar Simpson
TECHNICAL FOULS—None.
ATTENDANCE—17,792



NCAA TOURNAMENT BOX SCORES

#5 Auburn 97, #1 North Carolina 80
 March 29, 2019
 NCAA Midwest Regional Sweet 16
 Sprint Center • Kansas City, Mo.

Auburn	FG-A	3FG-A	FT-A	REB	PF	TP	MIN	A	TO	BLKS
Chuma Okeke, F	8-11	3-5	1-3	11	0	20	25	2	2	1 2
Anfernee McLemore, F	1-3	1-3	0-0	4	2	3	19	0	0	1 0
Jared Harper, G	3-8	1-5	2-2	1	4	9	25	11	2	0 0
Bryce Brown, G	3-7	2-6	4-5	4	0	12	32	2	1	0 2
Malik Dunbar, G	5-10	3-7	0-0	4	1	13	23	1	1	3 0
Horace Spencer	2-3	0-0	0-2	2	3	4	14	0	0	0 1
Danjel Purifoy	4-6	4-6	0-0	2	1	12	12	1	0	0 0
Samir Doughty	4-6	2-3	0-0	1	1	10	10	2	2	0 1
J'Von McCormick	5-11	0-1	0-1	2	2	10	10	2	1	0 2
Myles Parker	1-1	1-1	0-0	0	0	3	3	0	0	0 0
Will Macoy	0-0	0-0	0-0	0	0	0	0	0	0	0 0
Cole Blackstock	0-0	0-0	0-0	0	2	0	0	0	0	0 0
Austin Wiley	0-0	0-0	1-4	5	1	1	1	0	0	1 0
Team				0						2
Totals	36-66	17-37	8-17	36	17	97	200	21	11	6 8

FG%: 1st Half 18-38 .474, 2nd Half 18-28 .643, Game 36-66 .545; 3FG%: 1st Half 5-19 .263, 2nd Half 12-18 .667, Game 17-37 .459; FT%: 1st Half 0-3 .000, 2nd Half 8-14 .571, Game 8-17 .471; Deadball Rebounds: 3.1.

North Carolina	FG-A	3FG-A	FT-A	REB	PF	TP	MIN	A	TO	BLKS
Garrison Brooks, F	2-2	0-0	2-2	4	3	6	28	1	0	1 0
Luke Maye, F	6-14	1-4	0-1	7	2	13	28	3	3	0 1
Coby White, G	4-15	0-7	7-8	3	2	15	31	4	2	0 2
Cameron Johnson, G	4-11	2-7	5-5	5	2	15	29	0	1	1 3
Kenny Williams, G	4-6	2-3	0-0	5	1	10	34	3	4	0 1
Seventh Woods	1-1	0-0	0-0	2	1	2	8	1	2	0 0
Leaky Black	0-1	0-1	0-0	3	2	0	8	1	0	0 0
Andrew Platek	0-0	0-0	1-2	1	1	1	3	0	0	0 0
Brandon Robinson	3-6	2-4	1-2	4	1	9	16	3	0	0 0
Nassir Little	2-7	0-2	0-1	3	1	4	13	0	2	0 0
Sterling Manley	2-2	0-0	1-1	0	0	5	1	0	0	0 0
K.J. Smith	0-0	0-0	0-0	1	0	0	1	0	0	0 0
Team				2						0
Totals	28-65	7-28	17-22	40	16	80	200	16	14	2 7

FG%: 1st Half 14-32 .438, 2nd Half 14-33 .414, Game 28-65 .431; 3FG%: 1st Half 5-15 .333, 2nd Half 2-13 .154, Game 7-28 .250; FT%: 1st Half 6-10 .600, 2nd Half 11-12 .917, Game 17-22 .773; Deadball Rebounds: 1.

SCORE BY PERIODS	1	2	F
Auburn	41	56	— 97
North Carolina	39	41	— 80

OFFICIALS—Gerry Pollard, Mike Reed, Michael Stephens
 TECHNICAL FOULS—None.
 ATTENDANCE—17,385



#5 Auburn 77, #2 Kentucky 71 (OT)
 March 31, 2019
 NCAA Midwest Regional Elite Eight
 Sprint Center • Kansas City, Mo.

Auburn	FG-A	3FG-A	FT-A	REB	PF	TP	MIN	A	TO	BLK S
Horace Spencer, F	0-3	0-2	0-0	3	5	0	13	0	1	1 1
Anfernee McLemore, F	4-10	0-2	0-1	5	4	8	30	0	0	2 2
Jared Harper, G	7-18	1-6	11-11	4	0	26	39	5	4	2 3
Bryce Brown, G	8-12	4-7	4-5	2	1	24	39	0	2	0 3
Malik Dunbar, G	0-0	0-0	1-2	2	4	1	13	0	0	1 0
Danjel Purifoy	2-8	2-6	0-0	7	3	6	32	2	0	0 1
Samir Doughty	1-4	0-0	1-3	7	0	3	33	1	0	0 0
J'Von McCormick	1-4	0-0	0-0	1	1	2	12	0	0	1 0
Austin Wiley	3-6	0-0	1-2	2	3	7	14	0	2	0 0
Team				4						
Totals	26-65	7-23	18-24	37	21	77	225	8	9	7 10

FG%: 1st Half 11-30 .367, 2nd Half 10-28 .357, OT 5-7 .714; Game 26-65 .400; 3FG%: 1st Half 3-11 .273, 2nd Half 4-11 .364, OT 0-1 .000; Game 7-23 .304; FT%: 1st Half 5-8 .625, 2nd Half 6-7 .857, OT 7-9 .778; Game 18-24 .750; Deadball Rebounds: 2.3.

Kentucky	FG-A	3FG-A	FT-A	REB	PF	TP	MIN	A	TO	BLK S
Reid Travis, F	4-5	0-0	1-3	6	3	9	44	1	0	0 0
EJ Montgomery, F	0-0	0-0	0-0	1	0	0	8	0	0	1 0
Ashton Hagans, G	4-8	1-4	1-1	5	2	10	38	3	7	0 1
Keldon Johnson, G	5-13	0-2	4-6	10	3	14	38	3	0	1 1
Tyler Herro, G	3-11	1-5	0-0	3	3	7	36	6	2	1 1
Nick Richards	0-0	0-0	0-0	0	1	0	1	0	0	0 0
Immanuel Quickley	1-6	1-6	0-0	0	2	3	19	1	0	0 0
Jemarl Baker	0-0	0-0	0-0	0	2	0	4	0	0	0 0
PJ Washington	10-18	2-4	6-11	13	3	28	37	0	5	2 2
Team				3						
Totals	27-61	5-21	12-21	41	19	71	225	14	14	5 5

FG%: 1st Half 11-24 .458, 2nd Half 12-29 .414, OT 4-8 .500; Game 27-61 .443; 3FG%: 1st Half 4-13 .308, 2nd Half 0-5 .000, OT 1-3 .333; Game 5-21 .238; FT%: 1st Half 9-13 .692, 2nd Half 1-4 .250, OT 2-4 .500; Game 12-21 .571; Deadball Rebounds: 4.1.

SCORE BY PERIODS	1	2	OT	F
Auburn	30	30	17	— 77
Kentucky	35	35	11	— 71

OFFICIALS—Brian Dorsey, Mike Roberts, Terry Wymer
 TECHNICAL FOULS—None.
 ATTENDANCE—17,174



NCAA TOURNAMENT BOX SCORES

#1 Virginia 63, #5 Auburn 62
April 6, 2019
NCAA Final Four
U.S. Bank Stadium • Minneapolis, Minn.

Auburn	FG-A	3FG-A	FT-A	REB	PF	TP	MIN	A	TO	BLKS
Danjel Purifoy, F	2-7	0-4	3-4	5	1	7	29	0	0	0
Anfernee McLemore, F	3-4	1-2	2-2	12	3	9	29	0	0	1
Jared Harper, G	4-10	2-6	1-2	1	1	11	33	3	3	0
Bryce Brown, G	4-12	4-10	0-0	3	1	12	33	3	0	0
Malik Dunbar, G	0-4	0-3	0-0	2	2	0	10	0	0	0
Horace Spencer	1-1	0-0	0-0	1	1	2	11	2	0	0
Samir Doughty	4-10	2-5	3-4	5	2	13	28	0	0	0
J'Von McCormick	2-5	0-1	2-2	0	1	6	16	1	1	0
Austin Wiley	1-2	0-0	0-0	1	0	2	11	0	0	2
Team				3						1
Totals	21-55	9-31	11-14	33	12	62	200	9	5	3

FG%: 1st Half 14-27 .519, 2nd Half 10-36 .278, Game 24-63 .381; 3FG%: 1st Half 3-9 .333, 2nd Half 3-15 .200, Game 6-24 .250; FT%: 1st Half 2-4 .500, 2nd Half 4-6 .667, Game 6-10 .600; Deadball Rebounds: 0.

Virginia	FG-A	3FG-A	FT-A	REB	PF	TP	MIN	A	TO	BLKS
Mamadi Diakite, F	1-4	0-2	0-2	6	1	2	36	0	1	5
Kiheii Clark, G	3-7	1-1	2-2	2	2	9	46	3	0	0
Kyle Guy, G	5-11	2-6	3-3	3	1	15	39	4	1	0
Ty Jerome, G	8-16	4-9	1-3	9	4	21	33	6	2	1
De'Andre Hunter, F	7-11	0-1	0-2	5	1	14	37	2	2	2
Braxton Key	1-1	0-0	0-0	2	1	2	10	0	0	1
Jack Salt	0-1	0-0	0-0	2	2	0	9	0	0	0
Team				2						2
Totals	25-51	7-19	6-12	31	12	63	200	15	8	9

FG%: 1st Half 12-28 .429, 2nd Half 13-23 .565, Game 25-51 .490; 3FG%: 1st Half 3-9 .333, 2nd Half 4-10 .400, Game 7-19 .368; FT%: 1st Half 1-3 .333, 2nd Half 5-9 .556, Game 6-12 .500; Deadball Rebounds: 3.

SCORE BY PERIODS	1	2	F
Auburn	31	31	—
Virginia	28	35	—

OFFICIALS—Doug Sirmons, Keith Kimble, James Breeding
TECHNICAL FOULS—None.
ATTENDANCE—72,711



#2 Auburn 80, #15 Jacksonville State 61
March 18, 2022
NCAA Midwest First Round
Bon Secours Wellness Arena • Greenville, S.C.

Auburn	FG-A	3FG-A	FT-A	REB	PF	TP	MIN	A	TO	BLKS
Jabari Smith	6-13	4-7	4-6	14	3	20	33	4	4	0
Walker Kessler	6-11	0-1	1-4	10	2	13	31	1	1	9
K.D. Johnson	3-8	2-6	2-2	5	1	10	30	7	1	0
Allen Flanigan	3-9	0-1	4-6	5	2	10	24	1	2	0
Zep Jasper	2-4	0-1	2-2	0	0	6	25	4	1	0
Wendell Green Jr.	3-5	1-2	2-2	1	3	9	24	6	1	0
Jaylin Williams	3-3	2-2	0-0	1	1	8	6	0	0	0
Devan Cambridge	1-5	0-3	0-0	5	4	2	15	0	0	1
Dylan Cardwell	1-2	0-0	0-0	4	1	2	8	0	0	0
Chris Moore	0-1	0-0	0-0	1	0	0	1	0	0	0
Preston Cook	0-1	0-1	0-0	0	0	0	1	0	0	0
Babatunde Akingbola	0-0	0-0	0-0	0	0	0	1	0	0	0
Lior Berman	0-1	0-0	0-0	0	0	0	1	0	0	0
Team				4						1
Totals	28-63	9-24	15-22	50	17	80	200	23	11	10

FG%: 1st Half 15-28 .536, 2nd Half 13-35 .371, Game 28-63 .444; 3FG%: 1st Half 6-12 .500, 2nd Half 3-12 .250, Game 9-24 .375; FT%: 1st Half 3-6 .500, 2nd Half 12-16 .750, Game 15-22 .682; Deadball Rebounds: 4.

Jacksonville St.	FG-A	3FG-A	FT-A	REB	PF	TP	MIN	A	TO	BLKS
Kayne Henry	0-9	0-3	0-0	4	2	0	21	0	2	0
Brandon Huffman	3-7	0-0	3-5	7	4	9	25	0	0	1
Jalen Finch	6-10	2-3	3-3	1	4	17	32	0	1	0
Jalen Gibbs	5-14	4-9	6-6	6	2	20	35	0	0	0
Darian Adams	3-14	1-5	1-2	5	3	8	36	4	2	0
Maros Zeliznak	0-0	0-0	0-0	2	4	0	8	0	1	0
Demaree King	1-6	0-4	2-2	3	0	4	22	5	0	0
Juwan Perdue	0-0	0-0	0-0	2	1	0	7	0	1	0
Jay Pal	0-0	0-0	0-0	0	1	0	7	0	0	0
Marcellus Brigham Jr.	0-0	0-0	0-0	0	0	0	1	0	1	0
Semaj Henderson	1-1	1-1	0-0	0	0	0	1	0	0	0
Caleb Byrd	0-0	0-0	0-0	1	0	0	1	0	0	0
Totals	19-61	8-25	15-18	32	21	61	200	9	8	1

FG%: 1st Half 9-28 .321, 2nd Half 10-33 .303, Game 19-61 .311; 3FG%: 1st Half 5-15 .333, 2nd Half 3-10 .300, Game 8-25 .320; FT%: 1st Half 4-4 1.000, 2nd Half 11-14 .786, Game 15-18 .833; Deadball Rebounds: 1.

SCORE BY PERIODS	1	2	F
Auburn	39	41	—
Jacksonville State	27	34	—

OFFICIALS—Brooks Wells, Deldre Carr, Lee Cassell
TECHNICAL FOULS—None.
ATTENDANCE—14,255



NCAA TOURNAMENT BOX SCORES

#10 Miami 79, #2 Auburn 61
March 20, 2022
NCAA Midwest Second Round
Bon Secours Wellness Arena • Greenville, S.C.

Auburn	FG-A	3FG-A	FT-A	REB	PF	TP	MIN	A	TO	BLKS
Jabari Smith	3-16	1-8	3-6	15	4	10	34	4	2	3
Walker Kessler	0-6	0-0	2-2	2	2	2	13	0	1	2
K.D. Johnson	4-10	1-6	3-4	3	2	12	33	1	4	1
Zep Jasper	1-4	0-2	2-2	1	0	4	17	0	1	0
Allen Flanigan	2-7	0-0	1-1	8	2	5	27	1	2	0
Wendell Green Jr.	4-14	1-6	2-2	5	3	11	28	5	3	0
Devan Cambridge	2-3	0-1	1-2	4	1	5	13	0	0	0
Dylan Cardwell	0-0	0-0	0-0	1	0	0	11	0	0	2
Jaylin Williams	5-8	2-3	0-0	4	5	12	18	0	0	0
Chris Moore	0-0	0-0	0-0	0	0	0	1	0	0	0
Preston Cook	0-1	0-0	0-0	0	0	0	1	0	0	0
Lior Berman	0-0	0-0	0-0	0	0	0	1	0	0	0
Totals	21-69	5-26	14-19	47	19	61	200	11	13	8

FG%: 1st Half 12-31 .387, 2nd Half 9-38 .237, Game 21-69 .304; 3FG%: 1st Half 2-10 .200, 2nd Half 3-16 .188, Game 5-26 .192; FT%: 1st Half 6-7 .857, 2nd Half 8-12 .667, Game 14-19 .737; Deadball Rebounds: 2.

Miami (Fla.)	FG-A	3FG-A	FT-A	REB	PF	TP	MIN	A	TO	BLKS
Sam Waardenburg	3-4	1-2	0-0	5	1	7	35	1	0	2
Isaiah Wong	8-18	0-1	5-5	6	0	21	36	2	0	0
Charlie Moore	4-8	2-3	5-7	9	2	15	36	8	2	0
Jordan Miller	5-13	0-3	2-2	3	2	12	34	2	1	2
Kameron McGusty	10-18	0-5	0-1	6	1	20	37	4	1	1
Wooga Poplar	0-1	0-0	0-0	2	3	0	7	2	0	0
Anthony Walker	2-4	0-1	0-0	1	2	4	10	0	0	0
Bensley Joseph	0-0	0-0	0-0	2	0	0	4	0	0	0
Filippos Gkogkos	0-0	0-0	0-0	0	0	0	1	0	0	0
Rodney Miller Jr.	0-0	0-0	0-0	0	0	0	1	0	0	0
Deng Gak	0-0	0-0	0-0	0	0	0	1	0	0	0
Totals	32-66	3-15	12-15	39	11	79	200	19	4	6

FG%: 1st Half 14-34 .412, 2nd Half 18-32 .563, Game 32-66 .485; 3FG%: 1st Half 1-7 .143, 2nd Half 2-8 .250, Game 3-15 .200; FT%: 1st Half 4-4 1.000, 2nd Half 8-11 .727, Game 12-15 .800; Deadball Rebounds: 2.

SCORE BY PERIODS	1	2	F
Auburn	32	29	61
Miami (Fla.)	33	46	79

OFFICIALS— John Gaffney, Pat Driscoll, Byron Jarrett

TECHNICAL FOULS—None.

ATTENDANCE—14,316



NATIONAL INVITATION TOURNAMENT

ALL-TIME NIT APPEARANCES (6) ALL-TIME RECORD: 4-6 (.400)

1993

NIT First Round at the Littlejohn Coliseum in Clemson, S.C.

March 18—Clemson 84, Auburn 72

1995

NIT First Round at Beard-Eaves-Memorial Coliseum in Auburn, Ala.

March 15—Marquette 68, Auburn 61

1996

NIT First Round at Beard-Eaves-Memorial Coliseum in Auburn, Ala.

March 13—Tulane 87, Auburn 73 (OT)

1998

NIT First Round at Beard-Eaves-Memorial Coliseum in Auburn, Ala.

March 11—Auburn 77, Southern Miss 62

NIT Second Round at the Bradley Center in Milwaukee, Wis.

March 16—Marquette 75, Auburn 60 (OT)

2001

NIT First Round at Beard-Eaves-Memorial Coliseum in Auburn, Ala.

March 14—Auburn 60, Miami (Fla.) 58

NIT Second Round at Mackey Arena in West Lafayette, Ind.

March 20—Purdue 79, Auburn 61

2009

NIT First Round at Beard-Eaves-Memorial Coliseum in Auburn, Ala.

March 18—Auburn 87, UT Martin 82

NIT Second Round at Beard-Eaves-Memorial Coliseum in Auburn, Ala.

March 20—Auburn 74, Tulsa 55

NIT Third Round at Beard-Eaves-Memorial Coliseum in Auburn, Ala.

March 24—Baylor 74, Auburn 72

SINGLE-GAME RECORDS

Points: 28, Wesley Person (1993 at Clemson)

Field Goals: 11, Wesley Person (1993 at Clemson)

Field Goals Attempted: 22, Wesley Person (1993 at Clemson)

3-Pointers Made: 6, Wesley Person (1993 at Clemson)

3-Pointers Attempted: 13, Wesley Person (1993 at Clemson)

3-Point Pct.:

.600, Scott Pohlman (3-5, 1998 vs. Southern Miss)

.600, Rasheem Barrett (3-5, 2009 vs. Baylor)

Free Throws:

6, DeWayne Reed (2009 vs. UT Martin)

6, Quantez Robertson (2009 vs. Tulsa)

Free Throws Att.: 10, DeWayne Reed (2009 vs. UT Martin)

Rebounds: 13, Korvotney Barber (2009 vs. Baylor)

Assists: 7, Jamison Brewer (2001 vs. Miami (Fla.))

Blocks: 13, Kyle Davis (2001 vs. Miami (Fla.))

TEAM SINGLE-GAME RECORDS

Field Goals: 32 (1993 at Clemson)

Field Goals Attempted: 80 (1993 at Clemson)

Field Goal Percentage: .456 (26-57, 2009 vs. Southern Miss)

3-Pointers Made: 14 (2009 vs. UT Martin)

3-Pointers Attempted: 37 (1993 at Clemson)

3-Point Percentage: .483 (14-29, 2009 vs. UT Martin)

Free Throws: 17 (1996 vs. Tulane)

Free Throws Attempted: 35 (2009 vs. UT Martin)

Free Throw Percentage: .714 (1998 vs. Southern Miss)

Rebounds: 43 (2009 vs. Tulsa)

Fouls: 19 (three times)

1995 vs. Marquette, 1998 at Marquette and 2001 at Purdue

SEC TOURNAMENT

1933

Atlanta Athletic Club, Atlanta, Ga.
February 24—LSU 57, Auburn 33

1934

Atlanta Athletic Club, Atlanta, Ga.
February 23—Tennessee 43, Auburn 26

1935

No SEC Tournament held

1936

Alumni Memorial Gymnasium, Knoxville, Tenn.
February 28—Auburn 43, Georgia 26
February 29—Tennessee 43, Auburn 25

1937

Alumni Memorial Gymnasium, Knoxville, Tenn.
Feb. 26-March 1-Auburn did not participate.

1938

John Parker Agricultural Center, Baton Rouge, La.
March 3—LSU 60, Auburn 34

1939

Alumni Memorial Gymnasium, Knoxville, Tenn.
March 1—Auburn 43, Tulane 30
March 2—Tennessee 49, Auburn 35

1940

Alumni Memorial Gymnasium, Knoxville, Tenn.
February 28—Georgia 48, Auburn 41

1941

Jefferson County Armory, Louisville, Ky.
February 28—Alabama 38, Auburn 16

1942

Jefferson County Armory, Louisville, Ky.
February 26—Auburn 36, Vanderbilt 34
February 27—Auburn 45, Tulane 36
February 28—Kentucky 40, Auburn 31

1943

Jefferson County Armory, Louisville, Ky.
February 25—LSU 67, Auburn 38

1944

Jefferson County Armory, Louisville, Ky.
February 24-25—Auburn did not participate due to World War II.

1945

Jefferson County Armory, Louisville, Ky.
February 29—Tennessee 56, Auburn 24

1946

Jefferson County Armory, Louisville, Ky.
February 28—Kentucky 69, Auburn 24

1947

Jefferson County Armory, Louisville, Ky.
February 28—Kentucky 84, Auburn 18

1948

Jefferson County Armory, Louisville, Ky.
March 4—Tulane 47, Auburn 40

1949

Jefferson County Armory, Louisville, Ky.
March 4—Kentucky 70, Auburn 39

1950

Jefferson County Armory, Louisville, Ky.
March 3—LSU 73, Auburn 45

1951

Jefferson County Armory, Louisville, Ky.
March 2—Kentucky 84, Auburn 54

1952

Jefferson County Armory, Louisville, Ky.
February 28—Alabama 63, Auburn 49

1979

Birmingham-Jefferson Civic Center, Birmingham, Ala.
February 28—Auburn 59, Vanderbilt 53
March 1—Auburn 95, Georgia 91 (4OT)
March 2—#20 Tennessee 74, Auburn 65

1980

Birmingham-Jefferson Civic Center, Birmingham, Ala.
February 27—Auburn 79, Georgia 71
February 28—#2 Kentucky 69, Auburn 61

1981

Birmingham-Jefferson Civic Center, Birmingham, Ala.
March 4—Florida 50, Auburn 48 (OT)

1982

Rupp Arena, Lexington, Ky.
March 3—Auburn 38, Miss. State 36 (OT)
March 4—#15 Kentucky 89, Auburn 66

1983

Birmingham-Jefferson Civic Center, Birmingham, Ala.
March 10—Alabama 62, Auburn 61

1984

Memorial Gymnasium, Nashville, Tenn.
March 8—Auburn 59, Vanderbilt 58
March 9—Auburn 60, Tennessee 58
March 10—#3 Kentucky 51, Auburn 49

1985 (Champions)

Birmingham-Jefferson Civic Center, Birmingham, Ala.
March 6—Auburn 68, Ole Miss 60
March 7—Auburn 58, LSU 55

March 8—Auburn 43, Florida 42
March 9—Auburn 53, Alabama 49 (OT)

1986

Rupp Arena, Lexington, Ky.
March 6—Mississippi State 65, Auburn 63

1987

The Omni, Atlanta, Ga.
March 6—Auburn 79, Kentucky 72
March 7—#9 Alabama 87, Auburn 68

1988

Assembly Center, Baton Rouge, La.
March 11—Georgia 65, Auburn 60

1989

Thompson-Boling Arena, Knoxville, Tenn.
March 9—Ole Miss 80, Auburn 68

1990

Orlando Arena, Orlando, Fla.
March 9—Auburn 78, #11 LSU 76
March 10—Alabama 87, Auburn 71

1991

Memorial Gymnasium, Nashville, Tenn.
March 8—Auburn 92, #16 LSU 77
March 9—#24 Alabama 77, Auburn 59

1992

Birmingham-Jefferson Civic Center, Birmingham, Ala.
Ineligible to compete

1993

Rupp Arena, Lexington, Ky.
March 11—Tennessee 78, Auburn 76

1994

The Pyramid, Memphis, Tenn.
March 10—Auburn 81, Vanderbilt 56
March 11—Alabama 83, Auburn 55

1995

The Georgia Dome, Atlanta, Ga.
March 9—Auburn 81, South Carolina 66
March 10—#3 Kentucky 93, Auburn 81

1996

The Louisiana Superdome, New Orleans, La.
March 7—Auburn 68, Vanderbilt 65
March 8—#25 Miss. State 69, Auburn 58

1997

The Pyramid, Memphis, Tenn.
March 6—Auburn 67, Tennessee 54
March 7—#6 Kentucky 92, Auburn 50

1998

The Georgia Dome, Atlanta, Ga.
March 5—Florida 68, Auburn 64

1999

The Georgia Dome, Atlanta, Ga.
 March 5—#4 Auburn 93, Alabama 61
 March 6—#14 Kentucky 69, #4 Auburn 57

2000

The Georgia Dome, Atlanta, Ga.
 March 10—#23 Auburn 78, #10 Florida 70
 March 11—#23 Auburn 77, So. Carolina 72 (OT)
 March 12—Arkansas 75, #23 Auburn 67

2001

Gaylord Entertainment Center, Nashville, Tenn.
 March 8—#24 Tennessee 73, Auburn 66

2002

The Georgia Dome, Atlanta, Ga.
 March 7—#11 Florida 81, Auburn 63

2003

The Louisiana Superdome, New Orleans, La.
 March 13—Auburn 66, Tennessee 53
 March 14—#2 Kentucky 78, Auburn 58

2004

The Georgia Dome, Atlanta, Ga.
 March 11—Georgia 73, Auburn 59

2005

The Georgia Dome, Atlanta, Ga.
 March 10—Auburn 77, Vanderbilt 73
 March 11—LSU 89, Auburn 58

2006

Gaylord Entertainment Center, Nashville, Tenn.
 March 9—Vanderbilt 76, Auburn 71

2007

The Georgia Dome, Atlanta, Ga.
 March 8—Georgia 80, Auburn 65

2008

The Georgia Dome, Atlanta, Ga.
 March 13—#17 Vanderbilt 93, Auburn 82

2009

St. Pete Times Forum, Tampa, Fla.
 March 13—Auburn 61, Florida 58
 March 14—Tennessee 94, Auburn 85

2010

Bridgestone Arena, Nashville, Tenn.
 March 11—Florida 78, Auburn 69

2011

Georgia Dome, Atlanta, Ga.
 March 10—Georgia 69, Auburn 51

2012

New Orleans Arena, New Orleans, La.
 March 8—Ole Miss 68, Auburn 54

2013

Bridgestone Arena, Nashville, Tenn.
 March 13—Texas A&M 71, Auburn 62

2014

Georgia Dome, Atlanta, Ga.
 March 12—South Carolina 74, Auburn 56

2015

Bridgestone Arena, Nashville, Tenn.
 March 11—Auburn 74, Mississippi State 68

March 12—Auburn 66, Texas A&M 59
 March 13—Auburn 73, LSU 70 (OT)
 March 14—#1 Kentucky 91, Auburn 67

2016

Bridgestone Arena, Nashville, Tenn.
 March 9—Tennessee 97, Auburn 59

2017

Bridgestone Arena, Nashville, Tenn.
 March 8—Missouri 86, Auburn 83 (OT)

2018

Scottrade Center, St. Louis, Mo.
 March 7—Alabama 81, #16 Auburn 63

2019 (Champions)

Bridgestone Arena, Nashville, Tenn.
 March 14—#22 Auburn 81, Missouri 71
 March 15—#22 Auburn 73, South Carolina 64
 March 16—#22 Auburn 65, Florida 62
 March 17—#22 Auburn 84, #8 Tennessee 64

2020


Bridgestone Arena, Nashville, Tenn.
 Canceled due to COVID-19 pandemic

2021

Bridgestone Arena, Nashville, Tenn.
 **Did not participate, self-imposed one-year
 postseason ban**

2022

Amalie Arena, Tampa, Fla.
 March 11—#8 Texas A&M 67, #1 Auburn 62



Head Coach Bruce Pearl cuts down the nets after Auburn won the 2019 SEC Tournament

SOUTHERN INTERCOLLEGIATE AND SOUTHERN CONFERENCE TOURNAMENT

1921

Southern Intercollegiate Tournament,
 Atlanta, Ga.
 March 3—Auburn 45, Clemson 25
 March 4—Georgia 32, Auburn 24

1922

Southern Intercollegiate Tournament,
 Atlanta, Ga.
 February 24—Auburn 32, Newberry 21
 February 27—North Carolina 32, Auburn 27

1923

Southern Conference Tournament,
 Atlanta, Ga.
 February 27—Mercer 45, Auburn 24

1924

Southern Conference Tournament,
 Atlanta, Ga.
 February 29—Auburn 35, Georgia Tech 29
 March 1—Alabama 40, Auburn 19

1925

Southern Conference Tournament,
 Atlanta, Ga.
 February 18—Virginia 29, Auburn 27

1926

Southern Conference Tournament,
 Atlanta, Ga.
 February 26—NC State 32, Auburn 26

1927

Southern Conference Tournament,
 Atlanta, Ga.
 February 25—Auburn 38, VPI 33
 February 26—North Carolina 28, Auburn 15

1928

Southern Conference Tournament,
 Atlanta, Ga.
 February 27—Auburn 27, Clemson 26
 February 28—Auburn 30, Georgia Tech 29
 March 1—Auburn 42, Mississippi State 34
 March 2—Ole Miss 32, Auburn 31

1929

Southern Conference Tournament,
 Atlanta, Ga.
 March 1—Georgia 42, Auburn 24

1930

Did not participate

1931

Southern Conference Tournament,
 Atlanta, Ga.
 February 27—Auburn 33, Virginia 26
 February 28—Georgia 31, Auburn 27

1932

Southern Conference Tournament,
 Atlanta, Ga.
 February 26—Auburn 34, N.C. State 33
 February 27—Auburn 30, LSU 22
 February 28—North Carolina 52, Auburn 31

SEC CHAMPIONS

Year	Regular Season Champion (SEC Record, Overall)	Tournament Champion
1933	Kentucky (8-0, 20-3)	Kentucky
1934	Alabama (13-2, 16-2)	Alabama
1935	LSU (12-0, 14-1), Kentucky (11-0, 19-2)	
1936	Tennessee (8-4, 15-6)	Tennessee
1937	Kentucky (5-3, 17-5)	Kentucky
1938	Georgia Tech (9-2, 18-2)	Georgia Tech
1939	Kentucky (5-2, 16-4)	Kentucky
1940	Kentucky (4-4, 15-6)	Kentucky
1941	Tennessee (8-3, 17-5)	Tennessee
1942	Kentucky (6-2, 19-6)	Kentucky
1943	Tennessee (6-3, 14-4)	Tennessee
1944	Kentucky (0-0, 19-2)	Kentucky
1945	Kentucky (4-1, 22-4)	Kentucky
1946	Kentucky (6-0, 28-2)	Kentucky
1947	Kentucky (11-0, 34-3)	Kentucky
1948	Kentucky (9-0, 36-3)	Kentucky
1949	Kentucky (13-0, 32-2)	Kentucky
1950	Kentucky (11-2, 25-5)	Kentucky
1951	Kentucky (14-0, 32-2)	Vanderbilt
1952	Kentucky (14-0, 29-3)	Kentucky
1953	LSU (13-0, 25-2)	
1954	Kentucky (14-0, 25-0), LSU (14-0, 21-5)	
1955	Kentucky (12-2, 23-3)	
1956	Alabama (14-0, 21-3)	
1957	Kentucky (12-2, 23-5)	
1958	Kentucky (12-2, 23-6)	
1959	Mississippi State (13-1, 24-1)	
1960	Auburn (12-2, 19-3)	
1961	Mississippi State (11-3, 19-6)	
1962	Mississippi State (13-1, 24-1), Kentucky (13-1, 23-3)	
1963	Mississippi State (12-2, 22-6)	
1964	Kentucky (11-3, 21-6)	
1965	Vanderbilt (15-1, 24-4)	
1966	Kentucky (15-1, 32-2)	
1967	Tennessee (15-3, 21-7)	
1968	Kentucky (15-3, 22-5)	
1969	Kentucky (16-2, 23-5)	
1970	Kentucky (17-1, 26-2)	
1971	Kentucky (16-2, 22-4)	
1972	Kentucky (14-4, 21-7), Tennessee (14-4, 19-6)	
1973	Kentucky (14-4, 20-8)	
1974	Vanderbilt (15-3, 23-3), Alabama (15-3, 22-4)	
1975	Kentucky (15-3, 26-5), Alabama (15-3, 22-5)	
1976	Alabama (15-3, 23-5)	
1977	Tennessee (16-2, 22-6), Kentucky (16-2, 26-4)	
1978	Kentucky (16-2, 30-2)	

Year	Regular Season Champion (SEC Record, Overall)	Tournament Champion
1979	LSU (14-4, 23-6)	Tennessee
1980	Kentucky (15-3, 29-6)	LSU
1981	LSU (17-1, 31-5)	Ole Miss
1982	Kentucky (13-5, 22-8)	Alabama
1983	Kentucky (13-5, 23-8)	Georgia
1984	Kentucky (14-4, 29-5)	Kentucky
1985	LSU (13-5, 19-10)	Auburn
1986	Kentucky (17-1, 32-4)	Kentucky
1987	Alabama (16-2, 28-5)	Alabama
1988	Kentucky (13-5, 27-6)	Vacated
1989	Florida (13-5, 21-13)	Alabama
1990	Georgia (13-5, 20-9)	Alabama
1991	LSU (13-5, 20-10), Miss. State (13-5, 20-9)	Alabama
1992	Arkansas (13-3, 26-8)	Kentucky
1993	Vanderbilt (14-2, 28-6)	Kentucky
1994	Arkansas (14-2, 31-3)	Kentucky
1995	Kentucky (14-2, 28-5)	Kentucky
1996	Kentucky (16-0, 34-2)	Mississippi State
1997	South Carolina (15-1, 24-8)	Kentucky
1998	Kentucky (14-2, 35-4)	Kentucky
1999	Auburn (14-2, 29-4)	Kentucky
2000	Florida (12-4, 29-8), Kentucky (12-4, 23-10) LSU (12-4, 28-6), Tennessee (12-4, 26-7)	Arkansas
2001	Kentucky (24-10, 12-4), Florida (24-7, 12-4)	Kentucky
2002	Alabama (12-4, 27-8)	Mississippi State
2003	Kentucky (16-0, 32-4)	Kentucky
2004	Mississippi State (14-2, 26-4)	Kentucky
2005	Kentucky (14-2, 28-6)	Florida
2006	LSU (14-2, 27-9)	Florida
2007	Florida (13-3, 35-5)	Florida
2008	Tennessee (14-2, 31-5)	Georgia
2009	LSU (13-3, 27-8)	Mississippi State
2010	Kentucky (14-2, 35-3)	Kentucky
2011	Florida (13-3, 29-8)	Kentucky
2012	Kentucky (16-0, 38-2)	Vanderbilt
2013	Florida (14-4, 29-8)	Ole Miss
2014	Florida (18-0, 36-2)	Florida
2015	Kentucky (18-0, 38-1)	Kentucky
2016	Texas A&M (13-5, 28-9), Kentucky (13-5, 27-9)	Kentucky
2017	Kentucky (16-2, 32-6)	Kentucky
2018	Auburn (13-5, 26-8) , Tennessee (13-5, 26-9)	Kentucky
2019	LSU (16-2, 28-7)	Auburn
2020	Kentucky (15-3, 25-6)	**Canceled due to COVID-19**
2021	Alabama (16-2, 26-7)	Alabama
2022	Auburn (15-3, 28-6)	Tennessee

#WAREAGLE

2022-23 AUBURN MEN'S BASKETBALL



2022 SEC Regular Season Champions

ALL-TIME SEC STANDINGS

W A R E A G L E

ALL-TIME OVERALL RECORDS

Team	Years	Won	Lost	Tied	Pct.
Kentucky	118	2353	736	1	.762
Arkansas	99	1781	997	0	.641
Alabama	109	1736	1082	1	.616
Tennessee	113	1719	1083	2	.614
Missouri	116	1661	1213	0	.578
Vanderbilt	119	1645	1221	0	.574
LSU	114	1622	1219	0	.571
Florida	103	1489	1149	0	.564
Mississippi State	110	1481	1240	0	.544
Auburn	116	1421	1232	1	.536
South Carolina	114	1458	1295	1	.530
Texas A&M	110	1475	1312	0	.529
Georgia	117	1428	1363	0	.512
Ole Miss	112	1356	1362	0	.499

On-the-court records: Alabama, 1738-1083-1; Auburn, 1433-1232-1; Florida, 1492-1151; Georgia, 1459-1365; Kentucky, 2353-737-1; Missouri, 1684-1213, before NCAA participation was vacated.

SEC TOURNAMENT RECORDS

Team	Years	Titles	Won	Lost	Pct.
Kentucky	60	31	135	28	.828
Tennessee	61	5	73	56	.566
Alabama	62	7	70	54	.565
Arkansas	31	1	29	29	.500
Florida	56	4	46	52	.469
LSU	62	1	50	61	.451
Georgia	62	2	48	59	.449
Texas A&M	9	0	7	9	.438
Missouri	8	0	6	8	.429
Vanderbilt	61	2	42	59	.416
South Carolina	30	0	21	30	.412
Auburn	58	2	34	56	.378
Mississippi State	61	3	34	58	.370
Ole Miss	60	2	32	58	.356

The 2020 SEC Tournament was canceled after two games due to the COVID-19 pandemic.

Former Members

Georgia Tech	1	14	18	.438
Tulane	0	12	16	.429
Sewanee	0	0	2	.000

CONFERENCE GAMES ONLY (1933-PRESENT)

Team	Years	Won	Lost	Pct.	Championships
Kentucky	89	1034	297	.777	49
Tennessee	89	777	592	.568	10
Alabama	89	824	637	.564	8
Arkansas	31	276	239	.536	2
LSU	90	720	693	.510	11
Vanderbilt	90	704	690	.505	3
Florida	89	670	675	.498	7
Texas A&M	10	83	89	.483	1
Auburn	89	644	762	.458	4
Mississippi State	89	623	805	.436	6
South Carolina	31	208	306	.405	1
Georgia	90	562	830	.404	1
Ole Miss	89	542	865	.385	0
Missouri	10	54	115	.320	0

Former Members

Georgia Tech	32	201	207	.493	1
Tulane	34	195	252	.436	0
Sewanee	8	3	76	.030	0

On-the-court records: Auburn, 651-762; Missouri, 58-102, before NCAA participation was vacated.

2022-23 AUBURN MEN'S BASKETBALL

ALL-TIME LINEUPS

1949-50 (17-7, 12-6 SEC)

F—Jack Glasgow, 5.6 ppg
F—George Hill, 8.0 ppg
C—Bill Lynn, 14.7 ppg
G—Don Lanford, 10.5 ppg
G—Roy Brawner, 6.2 ppg
Top Sub—Dan Pridgen, 4.3 ppg

1950-51 (12-10, 6-8-SEC)

F—George Hill, 9.3 ppg, 7.8 rpg
F—Bubber Farish, 7.1 ppg, 3.6 rpg
C—Dan Pridgen, 13.9 ppg, 9.1 rpg
G—Don Lanford, 11.2 ppg, 5.8 rpg
G—Roy Brawner, 8.7 ppg, 4.2 rpg
Top Sub—Roger Weldon, 5.8 ppg, 4.8 rpg

1951-52 (14-12, 6-8 SEC)

F—Bill Fickling, 7.1 ppg, 6.8 rpg
F—Roger Weldon, 8.3 ppg, 5.5 rpg
C—Jim Martin, 8.3 ppg, 8.0 rpg
G—Inman Veal, 10.9 ppg, 4.3 rpg
G—Vince Dooley, 6.0 ppg, 4.9 rpg
Top Subs—Jack Turner, 7.5 ppg, 3.1 rpg;
Bubber Farish, 4.3 ppg, 2.5 rpg;
Robert Fenn, 6.7 ppg, 7.8 rpg

1952-53 (13-8, 6-7 SEC)

F—Bill Fickling, 5.3 ppg, 5.7 rpg
F—Jim O'Donnell, 9.6 ppg, 5.7 rpg
C—Bob Miller, 15.8 ppg, 12.3 rpg
G—Jack Turner, 10.7 ppg, 4.0 rpg
G—Bill Kirkpatrick, 5.3 ppg, 1.3 rpg
Top Subs—John Cochran, 6.4 ppg,
7.4 rpg; Bubber Farish, 6.0 ppg, 2.6 rpg

1953-54 (17-7, 8-6 SEC)

F—Bill Fickling, 5.9 ppg, 4.7 rpg
F—John Cochran, 8.2 ppg, 5.9 rpg
C—Bob Miller, 17.8 ppg, 11.5 rpg
G—Bill Kirkpatrick, 9.7 ppg, 1.8 rpg
G—Jack Turner, 9.3 ppg, 4.4 rpg
Top Subs—Jim O'Donnell, 8.0 ppg,
5.4 rpg; Jim Martin, 6.8 ppg, 5.9 rpg

1954-55 (11-9, 6-8 SEC)

F—Jim O'Donnell, 15.9 ppg, 8.6 rpg
F—Herb Slayden, 8.0 ppg, 5.0 rpg
C—Gordon Mummert, 11.2 ppg, 8.5 rpg
G—Bill Kirkpatrick, 18.7 ppg, 3.0 rpg
G—Brownie Nelson, 10.6 ppg, 6.2 rpg
Top Subs—Henry Sturkie, 5.2 ppg,
4.2 rpg; Jim Diamond, 8.6 ppg, 9.9 rpg

1955-56 (11-10, 8-6 SEC)

F—Jim O'Donnell, 14.9 ppg, 8.6 rpg
F—Kay Slayden, 14.1 ppg, 6.5 rpg
C—Bill McGriff, 15.9 ppg, 10.2 rpg
G—Henry Sturkie, 9.1 ppg, 4.1 rpg
G—Brownie Nelson, 9.9 ppg, 5.5 rpg
Top Subs—Jim Diamond, 4.2 ppg, 4.3 rpg;
Terry Chandler, 4.3 ppg, 2.7 rpg

1956-57 (13-8, 8-6 SEC)

F—Henry Sturkie, 7.9 ppg, 5.0 rpg
F—Rex Frederick, 15.6 ppg, 15.3 rpg
C—Bill McGriff, 11.3 ppg, 8.0 rpg
G—Henry Hart, 14.2 ppg, 6.7 rpg
G—Jimmy Lee, 15.9 ppg, 4.6 rpg
Top Subs—Terry Chandler, 4.5 ppg, 2.3 rpg;
Bob Tucker, 3.4 ppg, 1.4 rpg

1957-58 (16-6, 11-3 SEC)

F—Rex Frederick, 16.1 ppg, 14.8 rpg
F—Terry Chandler, 6.4 ppg, 5.2 rpg
C—Bill McGriff, 6.7 ppg, 5.2 rpg
G—Jimmy Lee, 13.8 ppg, 3.4 rpg
G—Bob Tucker, 10.5 ppg, 3.6 rpg
Top Subs—Bill Gregory, 5.4 ppg, 6.0 rpg;
Shot Johnston, 7.8 ppg, 7.4 rpg

1958-59 (20-2, 12-2 SEC)

F—David Vaughn, 9.6 ppg, 5.0 rpg
F—Jimmy Fibbe, 11.1 ppg, 7.5 rpg
C—Rex Frederick, 12.7 ppg, 12.9 rpg
G—Jimmy Lee, 13.1 ppg, 4.6 rpg
G—Henry Hart, 13.0 ppg, 5.3 rpg
Top Sub—Porter Gilbert, 8.5 ppg, 3.5 rpg

1959-60 (19-3, 12-2 SEC • Champions)

F—Ray Groover, 11.6 ppg, 3.0 rpg
F—David Vaughn, 11.7 ppg, 7.0 rpg
C—Jimmy Fibbe, 12.3 ppg, 6.9 rpg
G—Henry Hart, 15.5 ppg, 5.9 rpg
G—Porter Gilbert, 11.4 ppg, 5.5 rpg
Top Subs—Bayward McManus, 3.3 ppg, 1.7 rpg
Bill Ross, 3.7 ppg, 1.9 rpg

1960-61 (15-7, 8-6 SEC)

F—David Vaughn, 10.6 ppg, 6.1 rpg
F—Jimmy Fibbe, 14.7 ppg, 6.5 rpg
C—Layton Johns, 5.5 ppg, 6.1 rpg
G—Ray Groover, 14.1 ppg, 3.0 rpg
G—Porter Gilbert, 11.2 ppg, 3.6 rpg
Top Sub—Bill Tinker, 4.9 ppg, 2.8 rpg

1961-62 (18-6, 11-3 SEC)

F—Bill Tinker, 11.8 ppg, 5.3 rpg
F—Mack Kirkland, 7.3 ppg, 6.3 rpg
C—Layton Johns, 15.7 ppg, 11.3 rpg
G—Larry Chapman, 10.6 ppg, 4.0 rpg
G—Bill Ross, 6.7 ppg, 3.7 rpg
Top Sub—John Blackwell, 4.3 ppg, 1.8 rpg

1962-63 (18-4, 10-4 SEC)

F—Bill Tinker, 7.9 ppg, 4.7 rpg
F—John Blackwell, 13.9 ppg, 4.1 rpg
C—Layton Johns, 15.0 ppg, 12.5 rpg
G—Larry Chapman, 10.0 ppg, 3.0 rpg
G—Larry Cart, 13.4 ppg, 3.0 rpg
Top Subs—Freddie Guy, 2.8 ppg, 3.2 rpg;
Joe Newton, 3.6 ppg, 3.7 rpg;
Mack Kirkland, 3.0 ppg, 2.7 rpg

1963-64 (11-12, 6-8 SEC)

F—Freddie Guy, 13.3 ppg, 11.7 rpg
F—Lee DeFore, 17.7 ppg, 7.7 rpg
C—Joe Newton, 10.5 ppg, 7.5 rpg
G—Larry Chapman, 9.1 ppg, 4.0 rpg
G—John Blackwell, 13.1 ppg, 3.9 rpg
Top Sub—Tom Fibbe, 5.2 ppg, 2.6 rpg

1964-65 (16-9, 11-5 SEC)

F—Freddie Guy, 12.4 ppg, 12.2 rpg
F—Lee DeFore, 15.8 ppg, 6.3 rpg
C—Joe Newton, 14.8 ppg, 9.5 rpg
G—Larry Cart, 9.2 ppg, 2.0 rpg
G—Tom Fibbe, 4.9 ppg, 1.8 rpg
Top Sub—Jimmy Montgomery, 4.8 ppg

1965-66 (16-10, 8-8 SEC)

F—Lee DeFore, 23.7 ppg, 9.6 rpg
F—Monk Montgomery, 11.7 ppg, 3.9 rpg
C—Ronnie Quick, 6.6 ppg, 5.5 rpg
G—Bob Buisson, 11.9 ppg, 3.8 rpg
G—Alex Howell, 4.4 ppg, 2.5 rpg
Top Subs—Tee Faircloth, 3.8 ppg, 2.3 rpg;
Joe Millsap, 8.7 ppg, 5.1 rpg

1966-67 (17-8, 12-6 SEC)

F—Wally Tinker, 9.6 ppg, 8.4 rpg
F—Tom Perry, 7.7 ppg, 3.3 rpg
C—Ronnie Quick, 12.2 ppg, 7.6 rpg
G—Bob Buisson, 11.5 ppg, 3.1 rpg
G—Alex Howell, 14.0 ppg, 3.2 rpg
Top Subs—Joe Millsap, 6.8 ppg, 3.3 rpg;
Tee Faircloth, 4.1 ppg, 1.4 rpg

1967-68 (13-13, 8-10 SEC)

F—Wally Tinker, 14.5 ppg, 5.0 rpg
 F—Tom Perry, 9.1 ppg, 3.4 rpg
 C—Bill Alexander, 13.4 ppg, 7.4 rpg
 G—Alex Howell, 12.0 ppg, 3.5 rpg
 G—Carl Shetler, 5.4 ppg, 2.1 rpg
 Top Sub—Ron Jackson, 9.8 ppg, 5.0 rpg

1968-69 (15-10, 10-8 SEC)

F—Tom Perry, 6.4 ppg, 4.1 rpg
 F—Wally Tinker, 13.8 ppg, 7.8 rpg
 C—Bill Alexander, 13.4 ppg, 7.4 rpg
 G—Carl Shetler, 12.9 ppg, 2.5 rpg
 G—John Mengelt, 19.4 ppg, 4.2 rpg
 Top Subs—Ronnie Jackson, 6.5 ppg, 3.2 rpg;
 Randall Walker, 4.6 ppg, 3.2 rpg

1969-70 (15-11, 11-7 SEC)

F—Ronnie Jackson, 4.1 ppg, 5.4 rpg
 F—Henry Harris, 12.5 ppg, 7.5 rpg
 C—Bill Alexander, 13.6 ppg, 12.1 rpg
 G—Carl Shetler, 10.7 ppg, 1.6 rpg
 G—John Mengelt, 26.8 ppg, 6.0 rpg
 Top Sub—Jimmy Walker, 3.7 ppg, 2.0 rpg

1970-71 (11-15, 8-10 SEC)

F—Henry Harris, 11.6 ppg, 6.4 rpg
 F—Jim Retseck, 14.8 ppg, 11.3 rpg
 C—Al Leapheart, 11.2 ppg, 8.3 rpg
 G—John Mengelt, 28.4 ppg, 4.1 rpg
 G—Jimmy Walker, 4.0 ppg, 2.2 rpg
 Top Sub—Gary England, 4.5 ppg, 1.5 rpg

1971-72 (10-16, 6-12 SEC)

F—Jim Retseck, 16.5 ppg, 9.2 rpg
 F—Dan Kirkland, 13.4 ppg, 4.7 rpg
 C—Al Leapheart, 8.2 ppg, 4.2 rpg
 G—Gary England, 9.2 ppg, 2.3 rpg
 G—Henry Harris, 11.3 ppg, 6.2 rpg
 Top Sub—Mike Christian, 8.3 ppg, 1.3 rpg

1972-73 (6-20, 4-14 SEC)

F—Albert Johnson, 7.3 ppg, 6.0 rpg
 F—Gary Redding, 11.5 ppg, 8.2 rpg
 C—Ralph Smith, 7.3 ppg, 5.1 rpg
 G—Gary England, 12.8 ppg, 2.3 rpg
 G—Mike Christian, 12.2 ppg, 3.0 rpg
 Top Sub—Bob Bond, 5.8 ppg, 4.6 rpg

1973-74 (10-16, 5-13 SEC)

F—Gary Redding, 12.0 ppg, 9.4 rpg
 F—Bob Bond, 5.3 ppg, 5.9 rpg
 C—Pepto Bolden, 10.5 ppg, 11.6 rpg
 G—Mike Christian, 14.1 ppg, 2.3 rpg
 G—Eddie Johnson, 21.8 ppg, 4.0 rpg
 Top Sub—Bob Osberry, 9.7 ppg, 5.5 rpg

1974-75 (18-8, 12-6 SEC)

F—Gary Redding, 14.7 ppg, 10.1 rpg
 F—Mike Mitchell, 18.4 ppg, 11.4 rpg
 C—Myles Patrick, 5.8 ppg, 6.2 rpg
 G—Eddie Johnson, 20.9 ppg, 3.8 rpg
 G—Stan Pietkiewicz, 9.6 ppg, 2.8 rpg
 Top Subs—Glenn Moon, 2.6 ppg, 2.7 rpg;
 Wayne Bracy, 3.8 ppg, 1.2 rpg

1975-76 (16-10, 11-7 SEC)

F—Mike Mitchell, 18.7 ppg, 9.6 rpg
 F—Gary Redding, 13.2 ppg, 8.2 rpg
 C—Myles Patrick, 7.5 ppg, 6.9 rpg
 G—Stan Pietkiewicz, 10.1 ppg, 2.7 rpg
 G—Eddie Johnson, 19.7 ppg, 3.9 rpg
 Top Sub—Cedrick Hordges, 4.9 ppg, 3.2 rpg

1976-77 (13-13, 6-12 SEC)

F—Mike Mitchell, 19.4 ppg, 8.5 rpg
 F—Pepto Bolden, 10.0 ppg, 9.0 rpg
 C—Myles Patrick, 9.7 ppg, 6.9 rpg
 G—Eddie Johnson, 15.6 ppg, 2.6 rpg
 G—Stan Pietkiewicz, 11.1 ppg, 2.7 rpg
 Top Sub—Cedrick Hordges, 5.9 ppg, 4.7 rpg

1977-78 (13-14, 8-10 SEC)

F—Mike Mitchell, 24.9 ppg, 8.9 rpg
 F—Myles Patrick, 10.0 ppg, 6.1 rpg
 C—Bobby Cattage, 8.6 ppg, 6.3 rpg
 G—Stan Pietkiewicz, 19.1 ppg, 3.6 rpg
 G—Bubba Price, 7.3 ppg, 2.2 rpg
 Top Sub—Earl Banks, 6.1 ppg, 6.4 rpg

1978-79 (13-16, 5-13 SEC)

F—Rick Valavicius, 14.4 ppg, 4.5 rpg
 F—Earl Banks, 10.9 ppg, 7.1 rpg
 C—Bobby Cattage, 15.9 ppg, 9.3 rpg
 G—Bubba Price, 15.8 ppg, 3.4 rpg
 G—Lewis Card, 2.6 ppg, 1.8 rpg
 Top Subs—Eric Stringer, 4.0 ppg, 1.2 rpg;
 Benny Anthony, 5.6 ppg, 3.7 rpg

1979-80 (10-18, 5-13 SEC)

F—Rick Valavicius, 11.1 ppg, 2.8 rpg
 F—Darrell Lockhart, 8.8 ppg, 5.4 rpg
 C—Earl Banks, 7.3 ppg, 5.9 rpg
 G—Bubba Price, 10.9 ppg, 2.6 rpg
 G—Eric Stringer, 5.2 ppg, 1.6 rpg
 Top Subs—Benny Anthony, 6.1 ppg, 4.1 rpg;
 Frank Poindexter, 8.6 ppg, 2.5 rpg;
 Bobby Cattage, 7.7 ppg, 5.3 rpg

1980-81 (11-16, 4-14 SEC)

F—Darrell Lockhart, 11.2 ppg, 6.4 rpg
 F—Frank Poindexter, 11.5 ppg, 4.1 rpg
 C—Earl Banks, 11.9 ppg, 7.0 rpg
 G—Alvin Mumphord, 7.1 ppg, 2.5 rpg
 G—Byron Henson, 6.2 ppg, 1.8 rpg
 Top Subs—Eric Stringer, 4.6 ppg, 1.2 rpg;
 Bobby Cattage, 4.7 ppg, 3.4 rpg

1981-82 (14-14, 7-11 SEC)

F—Darrell Lockhart, 11.6 ppg, 5.7 rpg
 F—Alvin Mumphord, 8.3 ppg, 2.6 rpg
 C—Charles Barkley, 12.7 ppg, 9.8 rpg
 G—Odell Mosteller, 15.9 ppg, 3.1 rpg
 G—Byron Henson, 3.6 ppg, 1.0 rpg
 Top Subs—Paul Daniels, 1.9 ppg, 1.4 rpg;
 Greg Turner, 6.1 ppg, 3.1 rpg

1982-83 (15-13, 8-10 SEC)

F—Darrell Lockhart, 13.0 ppg, 5.5 rpg
 F—Chuck Person, 9.3 ppg, 4.6 rpg
 C—Charles Barkley, 14.4 ppg, 9.5 rpg
 G—Odell Mosteller, 14.2 ppg, 2.7 rpg
 G—Paul Daniels, 3.7 ppg, 2.4 rpg
 Top Subs—Alvin Mumphord, 5.9 ppg, 2.3 rpg;
 Greg Turner, 4.1 ppg, 2.8 rpg;
 Byron Henson, 2.7 ppg, 0.6 rpg

1983-84 (20-11, 12-6 SEC)

F—Greg Turner, 10.6 ppg, 5.1 rpg
 F—Chuck Person, 19.1 ppg, 8.0 rpg
 C—Charles Barkley, 15.1 ppg, 9.5 rpg
 G—Frank Ford, 7.5 ppg, 3.5 rpg
 G—Gerald White, 8.0 ppg, 1.6 rpg
 Top Subs—Vern Strickland, 6.7 ppg, 3.2 rpg;
 Paul Daniels, 2.5 ppg, 1.3 rpg;
 Carey Holland, 2.2 ppg, 2.3 rpg;
 Mark Cahill, 2.3 ppg, 0.6 rpg

1984-85 (22-12, 8-10 SEC)

F—Chuck Person, 22.0 ppg, 8.9 rpg
 F—Chris Morris, 10.4 ppg, 5.0 rpg
 C—Jeff Moore, 8.2 ppg, 7.1 rpg
 G—Frank Ford, 11.5 ppg, 4.8 rpg
 G—Gerald White, 7.9 ppg, 2.5 rpg
 Top Subs—Carey Holland, 4.8 ppg, 3.6 rpg;
 Johnny Lynn, 1.2 ppg;
 Darren Guest, 1.8 ppg, 2.2 rpg;
 Terrance Howard, 3.1 ppg

1985-86 (22-11, 13-5 SEC)

F—Chuck Person, 21.5 ppg, 7.9 rpg
 F—Chris Morris, 9.8 ppg, 5.2 rpg
 C—Jeff Moore, 10.9 ppg, 7.1 rpg
 G—Frank Ford, 11.1 ppg, 4.4 rpg
 G—Gerald White, 5.3 ppg, 2.6 rpg
 Top Subs—Mike Jones, 8.7 ppg, 3.4 rpg;
 Terrance Howard, 2.5 ppg, 0.9 rpg;
 Johnny Lynn, 2.1 ppg, 0.3 rpg

1986-87 (18-13, 9-9 SEC)

F—Mike Jones, 15.8 ppg, 7.2 rpg
 F—Chris Morris, 13.5 ppg, 7.3 rpg
 C—Jeff Moore, 17.4 ppg, 9.5 rpg
 G—Gerald White, 7.6 ppg, 2.4 rpg
 G—Frank Ford, 12.9 ppg, 6.0 rpg
 Top Subs—Terrance Howard, 3.7 ppg, 1.3 rpg;
 Johnny Lynn, 3.2 ppg, 0.9 rpg;
 Aundrae Davis, 6.8 ppg, 1.5 rpg

1987-88 (19-11, 11-7 SEC)

F—John Caylor, 8.9 ppg, 5.0 rpg
 F—Chris Morris, 20.7 ppg, 9.8 rpg
 C—Jeff Moore, 18.6 ppg, 9.2 rpg
 G—Terrance Howard, 8.1 ppg, 2.7 rpg
 G—Derrick Dennison, 6.6 ppg, 2.6 rpg
 Top Subs—Johnny Lynn, 3.9 ppg, 1.8 rpg;
 Matt Geiger, 6.4 ppg, 4.1 rpg;
 Keenan Carpenter, 4.7 ppg, 1.2 rpg

1988-89 (9-19, 2-16 SEC)

F—Kirt Hankton, 8.1 ppg, 5.4 rpg
 F—Zane Arnold, 3.7 ppg, 4.2 rpg
 C—Matt Geiger, 15.9 ppg, 6.6 rpg
 G—Keenan Carpenter, 19.0 ppg, 3.5 rpg
 G—Derrick Dennison, 12.5 ppg, 4.2 rpg
 Top Subs—Robert McKie, 6.5 ppg, 5.8 rpg;
 Dustin Hester, 0.3 ppg, 1.3 rpg;
 Champ Wrencher, 0.7 ppg, 0.6 rpg;
 Chris Brandt, 1.8 ppg, 1.5 rpg

1989-90 (13-18, 8-10 SEC)

F—Derrick Dennison, 16.0 ppg, 4.4 rpg
 F—Chris Brandt, 11.7 ppg, 6.5 rpg
 C—Zane Arnold, 8.2 ppg, 6.5 rpg
 G—Reggie Gallon, 9.8 ppg, 3.6 rpg
 G—Ronnie Battle, 17.0 ppg, 3.4 rpg
 Top Subs—John Caylor, 8.7 ppg, 6.8 rpg;
 Larry Patrick, 3.5 ppg, 1.4 rpg;
 Champ Wrencher, 1.2 ppg, 0.3 rpg;
 Richard Smith, 0.6 ppg, 1.2 rpg

1990-91 (13-16, 5-13 SEC)

F—Wesley Person, 15.4 ppg, 5.7 rpg
 F—Chris Brandt, 5.0 ppg, 3.9 rpg
 C—Robert McKie, 11.1 ppg, 5.9 rpg
 G—Reggie Gallon, 9.1 ppg, 3.6 rpg
 G—Ronnie Battle, 17.0 ppg, 2.6 rpg
 Top Subs—John Caylor, 7.7 ppg, 5.7 rpg;
 Zane Arnold, 5.1 ppg, 3.7 rpg;
 Larry Patrick, 4.5 ppg;
 Champ Wrencher, 1.7 ppg, 1.2 rpg

1991-92 (12-15, 5-11 SEC)

F—Wesley Person, 19.9 ppg, 6.8 rpg
 F—Aaron Swinson, 14.3 ppg, 7.5 rpg
 C—Chris Brandt, 10.9 ppg, 4.8 rpg
 G—Reggie Gallon, 6.4 ppg, 2.0 rpg
 G—Ronnie Battle, 16.6 ppg, 1.9 rpg
 Top Subs—Champ Wrencher, 3.9 ppg, 1.4 rpg;
 Willie Jones, 6.7 ppg, 4.5 rpg;
 Rod Joyce, 2.8 ppg, 1.5 rpg;
 Cameron Boozer, 3.1 ppg, 1.5 rpg

1992-93 (15-12, 8-8 SEC)

F—Wesley Person, 18.8 ppg, 7.1 rpg
 F—Aubrey Wiley, 9.4 ppg, 5.1 rpg
 C—Aaron Swinson, 15.6 ppg, 7.7 rpg
 G—Reggie Gallon, 8.4 ppg, 2.4 rpg
 G—Ronnie Battle, 16.5 ppg, 1.4 rpg
 Top Subs—Mark Hutton, 6.0 ppg, 5.0 rpg;
 Lance Weems, 1.7 ppg, 1.0 rpg

1993-94 (11-17, 3-13 SEC)

F—Wesley Person, 22.2 ppg, 6.4 rpg
 F—Aubrey Wiley, 11.8 ppg, 9.3 rpg
 C—Aaron Swinson, 20.7 ppg, 8.1 rpg
 G—Shawn Stuart, 2.5 ppg, 2.4 rpg
 G—Wes Flanigan, 6.5 ppg, 4.9 rpg
 Top Subs—Lance Weems, 10.4 ppg, 2.5 rpg;
 Leonard Smith, 4.1 ppg, 1.3 rpg;
 Pat Burke, 4.0 ppg, 2.9 rpg

1994-95 (16-13, 7-9 SEC)

F—Chris Davis, 11.6 ppg, 6.1 rpg
 C—Pat Burke, 9.0 ppg, 4.8 rpg
 G—Wes Flanigan, 8.9 ppg, 2.9 rpg
 G—Lance Weems, 13.2 ppg, 3.3 rpg
 G—Moochie Norris, 12.5 ppg, 4.9 rpg
 Top Subs—Ray Donald, 9.5 ppg, 4.6 rpg;
 Franklin Williams, 7.8 ppg, 4.4 rpg;
 Jim Costner, 3.0 ppg, 2.2 rpg

1995-96 (19-13, 6-10 SEC)

F—Franklin Williams, 10.4 ppg, 4.8 rpg
 C—Pat Burke, 11.0 ppg, 8.7 rpg
 G—Wes Flanigan, 13.4 ppg, 6.7 rpg
 G—Lance Weems, 13.4 ppg, 3.6 rpg
 G—Ray Donald, 8.7 ppg, 3.3 rpg
 Top Subs—Derek Caldwell, 6.2 ppg, 1.8 rpg;
 Bryant Smith, 3.6 ppg, 2.0 rpg;
 Alvin Jefferson, 3.3 ppg, 3.1 rpg

1996-97 (16-15, 6-10 SEC)

F—Franklin Williams, 7.9 ppg, 4.2 rpg
 C—Pat Burke, 11.0 ppg, 7.0 rpg
 G—Wes Flanigan, 11.0 ppg, 4.5 rpg
 G—Daymeon Fishback, 7.8 ppg, 2.5 rpg
 G—Doc Robinson, 6.2 ppg, 3.1 rpg
 Top Subs—Bryant Smith 8.1 ppg, 4.2 rpg;
 Derek Caldwell 5.8 ppg, 1.9 rpg;
 Alvin Jefferson 4.3 ppg, 4.1 rpg;
 Mamadou N'diaye 3.0 ppg, 2.5 rpg

1997-98 (16-14, 7-9 SEC)

F—Bryant Smith, 13.3 ppg, 6.6 rpg
 F—Franklin Williams, 7.4 ppg, 3.8 rpg
 C—Mamadou N'diaye, 8.0 ppg, 6.9 rpg
 G—Doc Robinson, 12.4 ppg, 4.4 rpg
 G—Scott Pohlman, 10.6 ppg, 2.6 rpg
 Top Subs—Daymeon Fishback 6.9 ppg, 3.2 rpg;
 Adrian Chilliest, 2.4 ppg, 3.5 rpg;
 Randy Hughes 7.1 ppg, 5.8 rpg;
 Derek Caldwell 3.4 ppg, 1.2 rpg

1998-99

(29-4, 14-2 SEC • Champions)

F—Chris Porter, 16.0 ppg, 8.6 rpg
 F—Bryant Smith, 11.0 ppg, 6.2 rpg
 C—Mamadou N'diaye, 7.2 ppg, 7.5 rpg
 G—Doc Robinson, 11.5 ppg, 5.0 rpg
 G—Scott Pohlman, 11.8 ppg, 2.2 rpg
 Top Subs—Jay Heard, 6.2 ppg, 2.2 rpg;
 Mack McGadney, 5.1 ppg, 3.1 rpg;
 Daymeon Fishback, 4.5 ppg, 2.2 rpg;
 Reggie Sharp, 3.5 ppg, 1.2 rpg;
 Adrian Chilliest, 1.7 ppg, 2.5 rpg

1999-00 (24-10, 9-7 SEC)

F—Chris Porter, 14.6 ppg, 7.3 rpg
 C—Mamadou N'diaye, 8.9 ppg, 7.9 rpg
 G—Daymeon Fishback, 9.6 ppg, 4.1 rpg
 G—Doc Robinson, 11.5 ppg, 5.1 rpg
 G—Scott Pohlman, 9.9 ppg, 2.3 rpg
 Top Subs—Mack McGadney, 7.2 ppg, 4.8 rpg;
 Marquis Daniels, 4.5 ppg, 2.6 rpg;
 Jay Heard, 3.6 ppg, 3.2 rpg;
 Reggie Sharp, 3.2 ppg;
 Jamison Brewer, 2.3 ppg, 1.9 rpg

2000-01 (18-14, 7-9 SEC)

F—Marquis Daniels, 15.7 ppg, 7.0 rpg
 C—Kyle Davis, 4.8 ppg, 5.9 rpg, 2.8 bpg
 G—Adam Harrington, 15.5 ppg, 4.3 rpg
 G—Scott Pohlman, 12.5 ppg, 2.2 rpg
 G—Jamison Brewer, 8.4 ppg, 7.2 rpg, 5.8 rpg
 Top Subs—Mack McGadney, 15.0 ppg,
 8.3 rpg (only played 8 games, tore ACL);
 Lincoln Glass, 7.2 ppg;
 Abdou Diame, 7.0 ppg, 3.3 rpg;
 Reggie Sharp, 2.1 ppg

2001-02 (12-16, 4-12 SEC)

F—Marquis Daniels, 11.6 ppg, 5.3 rpg
 C—Kyle Davis, 5.6 ppg, 5.1 rpg, 3.3 bpg
 G—Adam Harrington, 10.1 ppg, 3.5 rpg
 G—Derrick Bird, 10.6 ppg, 3.2 rpg
 G—Lewis Monroe, 2.7 ppg, 2.2 rpg, 2.5 rpg
 Top Subs—Brandon Robinson, 8.5 ppg, 5.2 rpg;
 Marco Killingsworth, 7.8 ppg, 4.2 rpg

2002-03 (22-12, 8-8 SEC)

F—Marquis Daniels, 18.4 ppg, 6.2 rpg
 F—Marco Killingsworth, 13.3 ppg, 6.4 rpg
 C—Kyle Davis, 6.3 ppg, 5.9 rpg, 3.7 bpg
 G—Derrick Bird, 9.8 ppg, 2.9 rpg
 G—Lewis Monroe, 6.2 ppg, 2.4 rpg, 3.3 rpg
 Top Subs—Brandon Robinson, 8.2 ppg, 4.5 rpg;
 Nathan Watson, 5.9 ppg, 3.2 rpg

2003-04 (14-14, 5-11 SEC)

F—Brandon Robinson, 12.0 ppg, 6.7 rpg
 F—Marco Killingsworth, 13.7 ppg, 6.9 rpg
 C—Kyle Davis, 6.5 ppg, 6.8 rpg, 2.6 bpg
 G—Ian Young, 10.0 ppg, 2.3 rpg, 2.4 apg
 G—Lewis Monroe, 6.1 ppg, 3.6 apg, 1.5 rpg
 Top Subs—Nathan Watson, 7.5 ppg, 2.7 rpg;
 Quinnel Brown 7.1 ppg, 3.0 rpg;
 Ronny LeMelle 6.0 ppg, 2.1 rpg;
 Troy Gaines 3.8 ppg;
 Dwayne Curtis 2.9 ppg, 2.3 rpg

2004-05 (14-17, 4-12 SEC)

F—Quinnel Brown, 12.8 ppg, 6.0 rpg
 G—Toney Douglas, 16.9 ppg, 5.3 rpg
 G—Ian Young, 13.3 ppg, 4.1 rpg, 4.0 apg
 G—Nathan Watson, 11.3 ppg, 5.7 rpg
 G—Daniel Hayles, 6.0 ppg, 3.1 rpg
 Top Subs—Frank Tolbert, 6.9 ppg, 3.0 rpg;

2005-06 (12-16, 4-12 SEC)

F—Korvotney Barber, 6.8 ppg, 4.8 rpg
 G—Ronny LeMelle, 12.8 ppg, 3.8 rpg
 G—Rasheem Barrett, 11.1 ppg, 3.0 rpg
 G—Frank Tolbert, 9.1 ppg, 3.5 rpg
 G—Quantez Robertson, 8.0 ppg, 4.6 apg, 4.1 rpg
 Top Subs—Josh Dollard, 9.1 ppg, 4.4 rpg;
 Daniel Hayles, 5.8 ppg, 3.1 rpg

2006-07 (17-15, 7-9 SEC)

F—Josh Dollard, 12.5 ppg, 7.0 rpg
 F—Korvotney Barber, 11.3 ppg, 6.6 rpg
 F—Quan Prowell, 12.0 ppg, 5.3 rpg
 G—Frank Tolbert, 11.8 ppg, 4.8 rpg
 G—Quantez Robertson, 8.2 ppg, 5.1 apg
 G—Rasheem Barrett, 11.0 ppg, 3.9 rpg
 G—DeWayne Reed, 5.4 ppg, 3.0 apg

2007-08 (14-16, 4-12 SEC)

F—Quan Prowell, 15.0 ppg, 6.3 rpg
 F—Korvotney Barber, 13.8 ppg, 6.9 rpg
 G—Frank Tolbert, 13.4 ppg, 5.2 rpg
 G—Quantez Robertson, 7.8 ppg, 4.1 apg
 G—Rasheem Barrett, 13.6 ppg, 4.0 rpg
 G—DeWayne Reed, 8.9 ppg, 3.7 apg
 F—Lucas Hargrove, 7.8 ppg, 4.4 rpg

2008-09 (24-12, 10-6 SEC)

F—Korvotney Barber, 12.8 ppg, 9.6 rpg
 G—DeWayne Reed, 13.2 ppg, 2.6 rpg
 G—Tay Waller, 12.1 ppg, 2.8 rpg
 G—Rasheem Barrett, 9.9 ppg, 3.5 rpg
 G—Quantez Robertson, 6.0 ppg, 3.9 rpg, 3.2 apg
 Top Subs—Lucas Hargrove, 8.1 ppg, 5.3 rpg;
 Frankie Sullivan, 7.6 ppg, 1.9 rpg;
 Brendon Knox, 2.5 ppg, 1.7 rpg;
 Johnnie Lett, 2.8 ppg, 3.4 rpg

2009-10 (15-17, 6-10 SEC)

F—Lucas Hargrove, 12.8 ppg, 7.0 rpg
 F—Johnnie Lett, 1.9 ppg, 3.2 rpg
 G—DeWayne Reed, 16.2 ppg, 4.3 apg
 G—Tay Waller, 15.3 ppg, 3.8 rpg
 G—Frankie Sullivan, 12.7 ppg, 3.7 rpg
 Top Subs—Brendon Knox, 8.7 ppg, 3.9 rpg;
 Earnest Ross, 2.8 ppg, 3.0 rpg;
 Kenny Gabriel, 2.8 ppg, 1.4 rpg;
 Andre Malone, 2.7 ppg, 1.9 rpg;
 Ty Armstrong, 2.0 ppg, 1.6 rpg

2010-11 (11-20, 4-12 SEC)

F—Rob Chubb, 7.6 ppg, 3.8 rpg
 F—Kenny Gabriel, 10.3 ppg, 5.8 rpg
 G—Earnest Ross, 13.1 ppg, 6.6 rpg
 G—Josh Wallace, 5.7 ppg, 3.9 apg, 1.7 spg
 G—Allen Payne, 5.6 ppg, 2.9 rpg
 Top Subs—Frankie Sullivan, 8.2 ppg, 3.0 apg, 2.5 spg;
 Chris Denson, 5.9 ppg, 1.6 rpg;
 Josh Langford, 4.6 ppg, 2.6 rpg;
 Adrian Forbes, 3.6 ppg, 2.7 rpg;
 Tony Neysmith, 2.4 ppg, 1.4 apg, 1.3 rpg

2011-12 (15-16, 5-11 SEC)

F—Kenny Gabriel, 12.2 ppg, 7.3 rpg, 2.3 bpg
 F—Allen Payne, 4.3 ppg, 4.0 rpg
 C—Rob Chubb, 8.1 ppg, 5.1 rpg
 G—Josh Wallace, 3.4 ppg, 2.2 apg, 1.3 rpg
 G—Frankie Sullivan, 12.6 ppg, 3.9 rpg, 2.3 apg
 Top Subs—Varez Ward, 9.0 ppg, 3.8 apg, 3.1 rpg;
 Chris Denson, 8.7 ppg, 1.8 rpg, 1.1 apg;
 Josh Langford, 5.2 ppg, 2.1 rpg;
 Adrian Forbes, 2.4 ppg, 3.0 rpg;
 Noel Johnson, 2.1 ppg, 1.5 rpg;
 Willy Kouassi, 1.6 ppg, 2.6 rpg

2012-13 (9-23, 3-15 SEC)

F—Allen Payne, 7.7 ppg, 4.6 rpg
 C—Rob Chubb, 8.8 ppg, 6.6 rpg
 G—Shaquille Johnson, 5.3 ppg, 3.0 rpg
 G—Frankie Sullivan, 14.5 ppg, 2.8 apg
 G—Josh Wallace, 4.1 ppg, 2.8 apg
 Top Subs—Chris Denson, 11.9 ppg, 3.0 rpg;
 Jordan Price, 5.4 ppg, 1.8 rpg;
 Asaunh Dixon-Tatum, 3.7 ppg, 4.4 blks

2013-14 (14-16, 6-12 SEC)

F—Allen Payne, 7.6 ppg, 5.4 rpg
 C—Asaunh Dixon-Tatum, 6.0 ppg, 6.0 rpg
 G—KT Harrell, 18.3 ppg, 4.0 rpg
 G—Chris Denson, 19.1 ppg, 4.3 rpg
 G—Tahj Shamsid-Deen, 9.5 ppg, 2.9 apg
 Top Subs—Dion Wade, 3.0 ppg;
 Malcolm Canada, 2.8 ppg;
 Matthew Atewe, 1.5 ppg, 3.4 rpg

2014-15 (15-20, 4-14 SEC)

G—KT Harrell, 18.5 ppg, 3.0 rpg
 G—Antoine Mason, 14.4 ppg, 2.4 rpg
 G—K.C. Ross-Miller, 7.1 ppg, 2.4 apg, 1.5 spg
 F—Jordon Granger, 4.9 ppg, 3.4 rpg
 F—Cinmeon Bowers, 12.1 ppg, 9.6 rpg
 Top Subs—Tahj Shamsid-Deen, 6.1 ppg, 1.5 apg;
 Malcolm Canada, 5.7 ppg, 2.0 apg

2015-16 (11-20, 5-13 SEC)

G—Kareem Canty, 18.3 ppg, 3.0 rpg
 G—T.J. Dunans, 11.6 ppg, 3.4 apg, 2.5 rpg
 G—TJ Lang, 7.1 ppg, 2.1 rpg, 0.7 apg
 F—Tyler Harris, 13.9 ppg, 7.7 rpg, 1.3 apg
 F—Cinmeon Bowers, 10.5 ppg, 9.6 rpg
 Top Subs—Bryce Brown, 10.1 ppg, 1.8 apg;
 Horace Spencer, 5.1 ppg, 4.9 rpg, 2.1 bpg;
 Jordon Granger, 4.7 ppg, 2.3 rpg

2016-17 (18-14, 7-11 SEC)

F—Danjel Purifoy, 11.5 ppg, 4.7 rpg
 C—Austin Wiley, 8.8 ppg, 4.7 rpg
 G—Jared Harper, 11.4 ppg, 3.0 apg, 1.9 rpg
 G—Bryce Brown, 7.5 ppg, 2.0 rpg, 1.3 apg
 G—Mustapha Heron, 15.2 ppg, 6.1 rpg
 Top Subs—T.J. Dunans, 8.2 ppg, 3.5 rpg, 2.5 apg;
 Ronnie Johnson, 7.8 ppg, 1.8 rpg, 2.3 apg;
 Anfernee McLemore, 5.4 ppg, 4.5 rpg, 1.2 bpg;
 TJ Lang, 4.3 ppg, 1.8 rpg;
 Horace Spencer, 4.8 ppg, 3.4 rpg, 1.5 bpg

2017-18**(26-8, 13-5 SEC • SEC Champions)**

F—Anfernee McLemore, 7.4 ppg, 5.3 rpg, 2.7 bpg
 F—Desean Murray, 10.1 ppg, 6.7 rpg
 G—Mustapha Heron, 16.4 ppg, 5.3 rpg
 G—Bryce Brown, 15.9 ppg, 2.0 rpg
 G—Jared Harper, 13.2 ppg, 5.4 apg
 Top Subs—Chuma Okeke, 7.5 ppg, 5.8 rpg;
 Malik Dunbar, 5.4 ppg, 2.4 rpg;
 Horace Spencer, 4.7 ppg, 4.9 rpg;
 Davion Mitchell, 3.7 ppg, 1.9 apg

2018-19**(30-10, 11-7 SEC • Final Four)**

F—Anfernee McLemore, 6.7 ppg, 4.0 rpg
 F—Chuma Okeke, 12.0 ppg, 6.8 rpg
 G—Bryce Brown, 15.9 ppg, 2.1 rpg
 G—Jared Harper, 15.3 ppg, 5.8 apg
 G—Samir Doughty, 7.3 ppg, 3.5 rpg
 Top Subs—Austin Wiley 6.9 ppg, 4.0 rpg;
 Malik Dunbar, 6.6 ppg, 3.2 rpg;
 Horace Spencer, 4.2 ppg, 4.0 rpg;
 J'Von McCormick, 4.1 ppg, 1.4 apg

2019-20 (25-6, 12-6 SEC)

F-Isaac Okoro, 12.9 ppg, 4.4 rpg
F-Danjel Purifoy, 8.5 ppg, 4.4 rpg
C-Austin Wiley, 10.6 ppg, 9.3 rpg
G-Samir Doughty, 16.7 ppg, 3.9 rpg
G-J'Von McCormick, 11.6 ppg, 4.5 apg
Top Subs-Anfernee McLemore, 6.8 ppg, 4.4 rpg;
Devan Cambridge, 4.2 ppg, 2.3 rpg;
Jamal Johnson, 3.5 ppg, 1.3 rpg;
Allen Flanigan, 3.2 ppg, 2.7 rpg

2020-21 (13-14, 7-11 SEC)

F-JT Thor, 9.4 ppg, 5.0 rpg
F-Jaylin Williams, 10.9 ppg, 4.7 rpg
G-Jamal Johnson, 9.4 ppg, 2.5 rpg
G-Allen Flanigan, 14.3 ppg, 5.5 rpg, 2.9 apg
G-Devan Cambridge, 8.9 ppg, 3.6 rpg
G-Sharife Cooper, 20.2 ppg, 8.1 apg
Top Subs-Dylan Cardwell, 3.8 ppg, 3.6 rpg;
Chris Moore, 2.8 ppg, 2.0 rpg
Babatunde Akingbola, 1.9 ppg, 2.6 rpg
Javon Franlin, 1.3 ppg, 1.6 ppg

2021-22 (28-6, 15-3 SEC • SEC Champions)

F-Jabari Smith, 16.9 ppg, 7.4 rpg
F/C-Walker Kessler, 11.4 ppg, 8.1 rpg, 4.6 bpg
G-K.D. Johnson, 12.3 ppg, 2.9 rpg, 1.6 apg
G-Zep Jasper, 5.1 ppg, 1.3 rpg, 2.1 apg
G-Allen Flanigan, 6.3 ppg, 3.5 rpg
Top Subs-Wendell Green Jr., 12.0 ppg, 5.1 apg;
Jaylin Williams, 5.6 ppg, 2.7 rpg;
Devan Cambridge, 5.3 ppg, 3.6 rpg;
Dylan Cardwell, 3.0 ppg, 3.0 rpg, 1.2 bpg



ALL-TIME LETTERWINNERS

A

Adams, Jeff 1977-78-79
 Akin, J.C. 1926-27-28
 Akingbola, Babatunde 2020-Present
 Aihe, Francis 2009
 Alexander, Bill 1968-69-70 (C)
 Allison, Zach 2016
 Anthony, Benny 1977-78-79-80
 Ariail, D.W. 1932-33-34 (C)
 Armstrong, Ty 2010-11
 Arnold, Jamaal 2003
 Arnold, William 1914
 Arnold, Zane 1989-90-91(C)
 Arthur, R.A. 1933
 Ash, Tim 1970-71
 Atewe, Matthew 2014-15
 Austin, Greg 1970

B

Baggett, Matt 2002
 Banks, Earl 1978-79-80-81 (C)
 Banks, Michael (mgr.) 2014
 Barber, Korvotney 2006-07-08-09(C)
 Barker, Charlton 1999-2000-01-02
 Barkley, Charles 1982-83-84
 Barks, Earl 1924-25
 Barks, Hub 1918-19-20-21
 Barlow, Keydrick (mgr.) 2008-11
 Barnes, Woodrow 1934-35-36
 Barnhizer, Mark 1977-79
 Barrett, Rasheem 2006-07-08-09
 Bass, Stephen 2015
 Battle, Ronnie 1990-91-92-93
 Baugh, Stephen (mgr.) 2008-09-10-11
 Bearden, J.B. 1958
 Beasley, Bob 1920
 Beasley, Jeremy 1997
 Beatty, Travis 1953
 Beavers, Tim 1972-73-74
 Bedgood, Lance (mgr.) 2000
 Berman, Lior 2020-Present
 Bickerstaff, Donald 1945
 Bird, Derrick 2002-03 (C)
 Blackwell, John 1962-63-64 (C)
 Blackstock, Cole 2016-17-18-19
 Bolden, Pepto 1974-75-76 (C)
 Bolling, Rick 1982-83
 Bond, Bobby 1973-74-75-76
 Boozer, Cameron 1992
 Bota, Marin 2001
 Bowen, Sam 1958
 Bowers, Cinmeon 2015-16
 Bracy, Wayne 1975-76-77-78

Brandt, Chris 1989-90-91-92 (C)
 Brawner, Roy 1948-49-50-51 (C)
 Brewer, Jamison 2000-01
 Bridges, O.W. 1917-18
 Brooks, Ryan 2007-08
 Brown, Bryce 2016-17-18-19
 Brown, Earnest 1996
 Brown, L.C. 1934-35
 Brown, Nick (mgr.) 1988-89-90-91-92
 Brown, Quinnet 2004-05 (C)
 Buisson, Bobby 1965-66-67 (C)
 Burbage, Jesse 1915-16
 Burgess, Quinton 1945-46
 Burgess, Thad 1979
 Burke, Pat 1994-95-96-97 (C)
 Burke, T.G. 1911-12
 Burlison, R.A. 1909
 Burnett, John 1962-63
 Burton, Herbert 1943
 Butcher, Donnie 1983

C

Cahill, Mark 1981-82-83-84
 Caldwell, Derek 1996-97-98
 Calton, Donny 2000-01-02-03
 Cambridge, Devan 2020-21-22
 Cameron, Joey 2006
 Campbell, Scott 2005
 Canada, Malcolm 2014-15
 Canty, Kareem 2016
 Canzoneri, A.G. 1941-42-43 (C)
 Card, Lewis 1979
 Cardwell, Dylan 2021-Present
 Cardwell, Kim (mgr.) 1982
 Carley, Ryan (mgr.) 2012
 Carpenter, Keenan 1988-89
 Cart, Larry 1963
 Carter, Kenny 1980
 Carter, Wilmer 1915-16
 Cattage, Bobby 1978-79-80-81
 Caylor, John 1987-88-90-91 (C)
 Chandler, Terry 1956-57-58
 Chapman, Larry 1962-63-64 (C)
 Childers, Edron 1937-38
 Chilliest, Adrian 1996-97-98-99
 Christian, Mike 1972-73-74 (C)
 Christian, Tim 1967
 Chubb, Rob 2010-11-12-13
 Clark, Reid 1995-96
 Clements, E.E. 1913-14-15
 Cochran, John 1952-53-54
 Cohen, Mike 2017
 Collier, Thomas 2018-19-20

Coleman, Thomas 1957
 Cook, D. 1914
 Cook, F. 1913
 Cook, Preston 2019-20-21-22
 Cooper, Scott (mgr.) 2000-01
 Cooper, Sharife 2021
 Corley, Chris (mgr.) 1992-93-94-95
 Costner, Jim 1994-95
 Cowart, Pat 1970-71
 Cox, Dan 1974-75
 Craft, Collier (mgr.) 2002
 Creel, Eugene M. 1923-24
 Cressman, Ty 2022
 Crew, W.R. 1936
 Croker, D.C. 1907
 Culverhouse, H.G. 1909
 Cunningham, Cole (mgr.) 2007-08
 Cunningham, David 1975
 Curlee, A.D. 1936-37-39
 Curtis, Dwayne 2004

D

Daniel, Ryan 2005
 Daniels, Marquis 2000-01-02-03(C)
 Daniels, Paul 1981-82-83-84
 Davis, Aundrae 1987
 Davis, Chris 1995
 Davis, J.E. 1911
 Davis, Kyle 2001-02-03-04 (C)
 Davis, Leroy 1995
 Dawson, Bill 1951
 Dawson, William 1947
 Dean, Myers (mgr.) 2008-09-10-11
 DeFore, Lee 1964-65-66 (C)
 Dennison, Derrick 1987-88-89-90 (C)
 Denson, Chris 2011-12-13-14
 Derozan, Kyle 2005
 Devaney, Jim 1980
 Deschamps, Dale 1975-76
 Diame, Abdou 2001
 Diamond, Jim 1954-55-56
 Dickinson, R.A. 1940
 Dixon-Tatum, Asaahn 2013-14
 Dollard, Josh 2006-07
 Donald, Ray 1995-96 (C)
 Dooley, Vince 1952
 Doughty, Samir 2019-20
 Douglas, Toney 2005
 Dowell, William 1922
 Dreyfus, S.C. 1908
 Drum, Jake 2009-10-11-12
 Dryer, T.B. 1907-08
 Dubose, Frank 1927-28-29

Dudley, Charles 1922-23 (C)
Ducote, R.J. 1916-18
Duke, Jesse 1922-23-24
Dunans, T.J. 2016-17
Dunbar, Malik 2018-19
Dunbar, Robert 1941
Duncan, Benton 1948-49
Duncan, J.R. 1912-14
Dundley, Charley 1920

E

Eaddy, Bill 1989
Eaves, Joel 1935-36-37 (C)
Edun, Moses 2004-05-06
Edwards, Thomas H., Jr. 1937-38-39
Ellis, Frank H. 1934
Ellis, G.J. 1926-27-28
England, Gary 1971-72-73 (C)
Evans, G.D. 1925
Evans, G.P. 1926
Evola, Harrison (mgr.) 2014

F

Faircloth, Tee 1966-67
Farish, J.P., Jr. 1951-52-53 (C)
Fells, Orenn 2001
Fenn, Robert 1952-53
Fenton, W.V. 1934
Fibbe, Jimmy 1959-60-61 (C)
Fibbe, Tommy 1964-65-66
Fickling, William A. 1952-53-54
Finney, C.E. 1943
Fishback, Daymeon 1997-98-99-00
Fitten, Sam 1982
Flanigan, Allen 2020-Present
Flanigan, Wes 1994-95(C)-96(C)-97(C)
Floyd, John (mgr.) 75-76-77-78
Floyd, M.H. 1916-17-18-19
Forbes, Adrian 2011-12
Forbes, C.M. 1914-15
Ford, Frank 1984-85-86-87
Franklin, Javon 2020-21
Franklin, Jim (mgr.) 1986
Frederick, Rex 1957-58-59 (C)
Fucci, Dom 1976
Fuller, Herbert 1945

G

Gabriel, Kenny 2010-11-12
Gaines, Troy 2003-04-05
Gallina, Ted (mgr.) 1992-93-94
Gallon, Reggie 1990-91-92-93 (C)
Gardner, David (mgr.) 1998-99-00
Geiger, Matt 1988-89
Gibson, D. 1907-08
Gibson, Ray 1938-39-40
Gilbert, Porter 1959-60-61 (C)
Givan, Alex (mgr.) 2005-06
Glasgow, Jack 1948-49-50-51
Glass, Lincoln 2001

Godfrey, Gary 1982-85-86
Godfrey, Julian (mgr.) 2006-07
Gomillion, John 1998
Gordy, J. 1910
Gordy, S. 1909
Gray, W.R. 1925-26
Granger, Jordon 2013-14-15-16
Gregory, Bill 1956-57-59
Green Jr., Wendell 2022-Present
Greene, Jr., Brian 2013
Greene, Herbert 1964-65-66
Griciunas, Benas 2014
Groover, Ray 1959-60-61
Guest, Darren 1985
Guy, Freddie 1963-64-65 (C)

H

Hahn, Fred 1922-23-24 (C)
Hahn, Hub 1918-19-20-21
Hall, S. 1909
Hall, S.S. 1926-27
Hall, W.H. 1917-18
Hall, W.R. 1917
Hamilton, David 1999
Hankton, Kirt 1989
Haralson, Melvin 1986-87
Hargrove, Lucas 2007-08-09-10 (C)
Harper, Jared 2017-18-19
Harrell, KT 2014-15
Harrington, Adam 2001-02 (C)
Harris, Henry 1970-71-72 (C)
Harris, Tyler 2016
Harrison, Joe 1922-23-24 (C)
Hart, Henry 1957-59-60 (C)
Hart, Jerry (mgr.) 1960
Hart, Taylor 1979
Hatfield, L.L. 1930-31-32 (C)
Hawkins, E.A. 1940-41-42
Hayes, Earl 1982-83
Hayles, Daniel 2005-06
Haynes, Doyle 1954
Head, Alan (mgr.) 2002
Heard, Jay 1999-2000
Helmlinger, John 1960-61-62
Henderson, Ted 1977
Henry, Lamar 1964
Henson, Byron 1980-81-82-83
Heramb, Matt 2007-08
Heron, Mustapha 2017-18
Hester, Dustin 1989
Hill, Edward 1947
Hill, George 1948-49-50-51
Hill, Howard 1922
Hitt, Dwight 1950
Hoehle, Gene 1950
Holland, Carey 1984-85
Holmes, C.J. 2013-14-15
Holmes, J.C. 1937-38-39
Hood, Jeffrey (mgr.) 2003
Hopkins, Sam (mgr.) 2012-13

Hordges, Cedrick 1976-77
Howard, Terrance 1985-86-87-88
Howell, Alex 1967-68 (C)
Howell, Brett 2005-06
Howell, Rex 1966
Hudson, J.T. 1917
Hughes, Randy 1998
Huff, John 1939-40
Hurt, David 1967-68-69
Hutton, Mark 1993

I

Ingram, Billy Bob 1962-63

J

Jackson, Ron 1968-69-70
Jacobs, Dan (mgr.) 1968-69
James, Ebb 1927-28
James, Fob 1926-27-28 (C)
James, Louie 1928-29-30
James, Tim 1982
Jasper, Zep 2022-Present
Jasquith, Andre 1995
Jefferson, Alvin 1996
Jenkins, George 1932-33
Johns, Layton 1960-61-62-63 (C)
Johnson, Albert 1972-73
Johnson, Bob 1969
Johnson, Chris (mgr.) 2013
Johnson, Eddie 1974-75-76 (C)
Johnson, J.L. 1943
Johnson, Jamal 2020-21
Johnson, K.D. 2022-Present
Johnson, Noel 2012-13
Johnson, Ronnie 2017
Johnson, Shaquille 2013
Johnston, Manley 1958
Jones, Bruce 1923-24
Jones, C.A. 1916-17
Jones, Frank 1906
Jones, Matt (mgr.) 2011
Jones, Mike 1986-87
Jones, Mike (mgr.) 1986
Jones, Rob 1985-86-87
Jones, Tyrell 2020-21
Jones, Willie 1992
Jordan, J.R. 1930-31-32 (C)
Joyce, Rod 1992-93

K

Kaley, C.P. 1931-32-33 (C)
Kaley, W.E. 1925-27
Keel, Tim (mgr.) 2005-06-07
Keim, Patrick 2015-16-17-18
Kemp, John (mgr.) 1986
Kessler, Walker 2022
Kidd, Adam (mgr.) 2001
Killingsworth, Marco 2002-03-04
Kinlaw, D.C. 1948
Kirkland, Dan 1971-72

Kirkland, K. Mack 1962-63
 Kirkpatrick, Bill 1953-54-55 (C)
 Kitchens, Brad (mgr.) 1982
 Knox, Brendon 2009-10
 Kosmala, Daniel (mgr.) 2012
 Kouassi, Willy 2012
 Krezminski, Ted 1946
 Krivacs, Jim 1975

L

Lacey, J.E. 1912-13
 Lacey, W.M. 1906-07
 Lacy, John 1920
 Lancaster, Rod 1945-46
 Lang, TJ 2015-16-17
 Lanford, Dan 1948-49-50-51 (C)
 Langford, Josh 2011-12
 Lassiter, Jack 1921
 Lawson, H.B. 1930-31-32
 Lawson, Scott (mgr.) 1991-92
 Leapheart, Al 1970-71-72
 Lee, Jason (mgr.) 2003-04-05
 Lee, Jimmy 1957-58-59 (C)
 LeMelle, Ronny 2004-05-06 (C)
 Leonard, Jimmy 1960-61
 Leopard, Chandler 2021-Present
 Lett, Johnnie 2009-10
 Lewis, Johnathan 2001-03-04
 Lewis, Kelvin 2007
 Locke, T.C. 1909-10
 Lockhart, Darrell 1980-81-82-83 (C)
 Lollar, Chris 2003-04
 Louisell, William 1915
 Loyless, Jimmy Ray (mgr.) 1973-74-75-76
 Lumpkin, T.W. 1930-31-32
 Luquire, Adam 2007-08
 Lynn, Bill 1949-50 (C)
 Lynn, Johnny 1985-86-87-88

M

Maasdorp, Chase 2019-21-22
 Mack, Kendell 1998
 Macoy, Will 2017-18-19-20
 Magri, Ernie 1972-73
 Major, E.A. 1909-10-11-12-13
 Malone, Andre 2010
 Mancini, Frank 1940-41-42
 Mandula, Bob 1973-74
 Martello, Vince 1981
 Martin, James 1952-53-54
 Martin, Terry 1984
 Mason, Antoine 2015
 Mason, Sam 1933
 Mastin, Alex (mgr.) 2012-13
 Mays, Bob (mgr.) 1960
 McAfee, Emmett 1949
 McCormick, J'Von 2019-20
 McCullough, John (mgr.) 1972-73-74
 McFadden, Jeffrey 1987
 McFadden, Frank 1918-19-20-21

McGadney, Mack 1999-2000-01-02
 McGrew, Roy 1979
 McGriff, Bill 1956-57-58
 McKelvy, Cornelius 1947
 McKie, Robert 1989-91
 McKinney, W.R. 1925-26
 McKinney, Wallace 1922-23-24
 McKinney, William 1924-25
 McKissick, Rex 1936-37-38 (C)
 McLemore, Anfernee 2017-18-19-20
 McLeod, Michael (mgr.) 2000-01-02
 McMahan, Warren 1933-34
 McManus, Bayward 1958-59
 Meagher, John 1945
 Mengelt, John 1969-70-71
 Merrell, Doug 2011
 Miaway, Archie 2007
 Miller, Jeff (mgr.) 1979
 Miller, Bob 1966-68
 Miller, Robert 1953-54 (C)
 Miles, David (mgr.) 1979
 Millsap, Joe 1966-67
 Mitchell, Davion 2018
 Mitchell, Dwayne 2002
 Mitchell, Joe Bob 1935-36
 Mitchell, Mike 1975-76-77-78 (C)
 Mobberly, W.C. 1948-49-50-51
 Monroe, Lewis 2002-03-04
 Montgomery, Jimmy 1965-66
 Moon, Glen 1974-75-76
 Moore, Chris 2021-Present
 Moore, Jeff 1985-86-87-88
 Morgan, Malvern 1937-38-39
 Morris, Chris 1985-86-87-88
 Mosteller, Odell 1982-83
 Motley, Marvin 1941-42
 Mullendore, Gary 1971-72
 Mullins, H.L. 1928-29
 Mummert, Gordon 1952-53-54-55
 Mumphord, Alvin 1980-81-82-83 (C)
 Murdock, D.N. 1912
 Murray, Desean 2018

N

Naftel, James 1957
 N'diaye, Mamadou 1997-98-99-00
 Neal, Heath (mgr.) 1997-98-99-00
 Nelson, Rolland 1955-56
 Newell, Olin 1914
 Newton, Joe 1963-64-65
 Neysmith, Tony 2010-11-12
 Nixon, Glenn 1948-49
 Noble, A.J. 1913
 Norman, Mandy 1921
 Norris, Moochie 1995 (C)

O

O'Cain, Richard 1946-47
 O'Connor, Michael 2005
 O'Daniel, Curtis 1964

O'Donnell, James 1953-54-55-56 (C)
 Ohman, Brooks (mgr.) 2013-14
 Okeke, Chuma 2018-19
 Okoro, Isaac 2020
 Oliver, David (mgr.) 1995-96-97
 Ondr, Rob (mgr.) 2000-01
 Osberry, Robert 1973-74
 Owens, Brandon (mgr.) 1998

P

Page, Josey (mgr.) 1956-67
 Pappas, Ernest 1937
 Parker, T.F. 1909-10
 Parker, Myles 2019-20
 Parks, Ben E. 1942
 Pate, Roy 1930
 Patrick, Larry 1990-91
 Patrick, Myles 1975-76-77-78
 Payne, Allen 2011-12-13-14
 Payne, William 1914-15-16
 Pearson, Chris (mgr.) 2000
 Pearson, J. Tim 1964-65
 Pederson, Alex (mgr.) 2008
 Pellar, Nick 2013
 Pendleton, Jason (mgr.) 1995-96-97
 Perry, Tom 1967-68-69 (C)
 Person, Adrian 1999
 Person, Chuck 1983-84-85-86
 Person, Wesley 1991-92-93-94 (C)
 Petrone, Chas (mgr.) 2010-11-12-13
 Pietkiewicz, Stan 1975-76-77-78 (C)
 Pohlman, Scott 1998-99-2000-01(C)
 Poindexter, Frank 1980-81-82
 Poole, James (mgr.) 1982-83
 Porter, Chris 1999-2000 (C)
 Porter, Will (mgr.) 2005-06-07
 Posey, Leon 1960-61-62
 Powell, Jack 1946-47 (C)
 Powell, Justin 2021
 Powers, Kirk 1978-79
 Price, Bubba 1977-78-79-80 (C)
 Price, Jordan 2013
 Price, Randy 1982
 Pridgen, Dan 1949-50-51
 Prowell, Quan 2007-08
 Purcell, William (mgr.) 1974
 Purchase, Jack 2015
 Purifoy, Danjel 2017-19-20

Q

Quick, Ronnie 1966-67
 Quinney, George 1934

R

Redd, Albert 1920
 Redding, Gary 1973-74-75-76 (C)
 Reed, DeWayne 2007-08-09-10
 Reed, Trayvon 2015
 Remillard, Jason (mgr.) 1997-98-99-00
 Retseck, Jim 1971-72

Rice, T.J. 2011-12
Ridenhour, Jacob (mgr.) 1993-94-95
Robertson, Quantez 2006-07-08-09(C)
Robinson, Ardith 1949
Robinson, Brandon 2002-03-04
Robinson, Clifton 1998
Robinson, Doc 1997-98(C)-99(C)-00 (C)
Rodgers, Hugh 1936
Rogers, Chris 2005
Ross, Bill 1960-61-62 (C)
Ross, Earnest 2010-11
Ross-Miller, K.C. 2015
Russell, Erskine 1947-48

S

Salter, John 1963
Samples, Tyrone 1957-58-59
Sanderson, Jack 1946
Savage, Zack 1923
Sawyer, Bill 1981-82
Scarborough, L.A. 1909-10-11-12
Siebert, Robert 1946
Shamsid-Deen, Tahj 2013-14-15-16
Sharp, Reggie 1999-2000-01(C)
Shelby, Matt (mgr.) 2002-03-04-05
Shepperd, Brian 1983
Shetler, Carl 1968-69-70 (C)
Simmons, Eric "Butch" 1975-76
Sindler, Frank J. 1933
Slaughter, T.R. 1927
Slayden, Herb 1955
Slayden, Kay 1954-55-56
Smith, A.L. 1928
Smith, Abe 1999-2000
Smith, Bryant 1996-97-98-99 (C)
Smith, Drew 2006-07-08
Smith, Dudley 1998
Smith, Jabari 2022
Smith, LaRon 2017
Smith, Leonard 1994
Smith, Ralph 1971-72-73
Smith, Richard 1990
Smith, William 1972
Snyder, E. 1926
Sobera, Carter 2022-Present
Spencer, Dylan 2010-11-12-13
Spencer, Horace 2016-17-18-19
Spencer, Howard 1984-85
Springfield, Mike 1995-96
Stapler, Scott (mgr.) 1995-96
Stapleton, Bobby 1945
Steed, George 1914-15-16
Sterling, Joseph 1947-48-49
Stewart, Jack 1930-31-32
Stockelberg, Frank K. 1924
Stockton, Cole 2015-16
Stone, Noah (mgr.) 1993-94
Strange, George 1935
Streetman, J.P. 1939-40
Streit, J.B. 1911

Strickland, Auby 1917
Strickland, Trey (mgr.) 2006-07
Strickland, Vern 1984-86
Stringer, Eric 1978-79-80-81
Stuart, Shawn 1993-94
Sturkie, Henry 1954-55-56-57 (C)
Sullivan, Frankie 2009-10(C)-11-12(C)-13(C)
Sutton, Brent 1972-73
Swinson, Aaron 1992-93-94 (C)

T

Tanner, Jack 1942
Tate, Trey 2016-17
Taylor, George 1914
Taylor, Mitch 1992
Thigpen, James 1916
Thomas, Darrell 1985
Thomas, Emmett 1975
Thomas, Phillip 1996
Thomas, Randy 1965
Thompson, Alex 2014-15
Thor, JT 2021
Thorington, Garrett (mgr.) 2006-07
Tinker, Billy 1961-62-63-64
Tinker, Wally 1967-68-69 (C)
Tolbert, Frank 2005-06(C)-07-08
Tolbert, Jimbo (mgr.) 2000-01
Trapp, J.H. 1919
Trawick, Garreth(mgr.)2008-09-10-11
Tucker, Bobby 1956-57-58
Tucker, Rodney 2003-04
Turner, Greg 1981-82-83-84
Turner, Herman (mgr.) 2001-02-03-04
Turner, Jack 1952-53-54
Turner, Rodney 1985
Tyler, David (mgr.) 1988-89-90-91

V

Vaughn, David 1959-60-61
Veal, Inman 1952
Vines, J.A. 1929
Valavicius, Rich 1979 (C)-80 (C)

W

Waddell, Devin 2014-15-16-17
Wade, Dion 2014
Wade, Jimmy 1918-19-20-21
Wade, Jonathan (mgr.) 2014
Wadsworth, F.A. 1943
Waites, Harold 1945
Walker, Jimmy 1969-70-71 (C)
Walker, Jonathan 2016
Walker, Randall 1966-69
Wallace, Josh 2010-11-12-13
Waller, Tay 2009-10
Walter, Bill 1950-51
Walther, Paul 1946
Walton, Jamarrus 2013
Ware, R.Y. 1906-07-08
Ware, W.J. 1925

Watkins, Corey 1999
Watkins, Walter 1914
Watson, Nathan 2002-03-04-05 (C)
Webb, Bianca (mgr.) 2014
Weems, Lance 1993-94-95(C)-96(C)
Weldon, Roger 1950-51-52 (C)
Welsh, Richie 1984
West, Harold 1945
Westbrook, Stephen (mgr.) 2012
Whigham, Byrd 1954-55
Whitaker, H. 1906-07
White, Gerald 1984-85-86-87
Wicke, Danny 2003-04
Wiley, Aubrey 1993-94
Wiley, Austin 2017-19-20
Williams, Devontae 2019
Williams, Frank 1942-43
Williams, Frank 1947 (C)
Williams, Franklin 1995-96-97-98 (C)
Williams, Jaylin 2020-Present
Williams Jr., Larry 2008-09-10
Williams, New 2016
Williams, Ray 1946-47-48 (C)
Wills, Bob 1968-69
Wilson, W.P. 1917
Wood, Jim 1948
Woodruff, C.W. 1906-07-08
Worrill, Jamie 1913
Wrencher, Champ 1989-90-91-92 (C)
Wright, T.P. 1911

Y

York, Bobby 1970
Young, B.E. 1943
Young, Ian 2004-05 (C)

Denotes (C) Captain

ALABAMA (234)

ABBEVILLE (1)

Porter, Chris 1999-2000 (C)

ADGER (1)

Snider, Euil 1926

ALBANY (1)

Caldwell, Derek 1996-97-98

ALEXANDER CITY (1)

Barnes, Woodrow 1934-35-36

ANDALUSIA (1)

Powell, Jack 1946-47 (C)

ANNISTON (1)

Stewart, Jack 1930-31-32

ASHLAND (1)

Weems, Lance 1993-94-95(C)-96(C)

ATHENS (1)

Leopard, Chandler 2021-Present

AUBURN (18)

Beasley, Bob 1920

Brandt, Chris 1989-90-91-92 (C)

Burgess, Thad 1979

Card, Lewis 1979

Clements, Edwin Erwin 1913-14-15

Cook, Preston 2019-20-21-22

Dowell, William 1922

Gregory, Bill 1956-57-59

Howell, Brett 2005-06

Huff, Heath 2017

James, Ebb 1927-28

James, Fob 1926-27-28 (C)

James, Louie 1928-29-30

Meagher, John 1945

Naftel, James 1957

Powers, Kirk 1978-79

Smith, Dudley 1998

Stockton, Cole 2015

AUTAUGAVILLE (1)

Motley, Marvin 1941-42

BESSEMER (3)

Canzoneri, Albert 1941-42-43 (C)

Lacey, Joseph Edwin 1912-13

Lacey, William Morris 1906-07

BIRMINGHAM (55)

Ariail, David William 1932-33-34 (C)

Arnold, Zane 1989-90-91(C)

Arthur, Robert 1933

Banks, Earl 1978-79-80-81 (C)

Barks, Earl 1924-25

Barks, Hub 1918-19-20-21

Berman, Lior 2020-Present

Bracy, Wayne 1975-76-77-78

Burbage, Jesse 1915-16

Cameron, Joey 2006

Collier, Thomas 2018-19-20

Cunningham, David 1975

Dryer, Thomas Bailey 1907-08

Duke, Jesse 1922-23-24

Dunbar, Robert 1941

Ellis, Frank H. 1934

Frederick, Rex 1957-58-59 (C)

Gibson, De Witt 1907-08

Hahn, Fred 1922-23-24 (C)

Hahn, Hub 1918-19-20-21

Hall, W.R. 1917

Johnson, Albert 1972-73

Johnson, Jamal 2020-21

Johnston, Manley 1958

Keim, Patrick 2016-17-18

Lewis, Johnathan 2001-03-04

Lollar, Chris 2003-04

Macy, Will 2017-18-19-20

Major, Earl Alexander 1909-10-11-12-13

Merrell, Doug 2011

Miller, Robert 1953-54 (C)

Moore, Jeff 1985-86-87-88

Mumphord, Alvin 1980-81-82-83 (C)

Murdock, D.N. 1912

Osberry, Robert 1973-74

Pappas, Ernest 1937

Parker, Thomas Frances 1909-10

Pate, Roy 1930

Price, Bubba 1977-78-79-80 (C)

Rogers, Chris 2005

Russell, Erskine 1947-48

Sobera, Carter 2021-Present

Smith, Ralph 1971-72-73

Spencer, Dylan 2010-11-12-13

Springfield, Mike 1995-96

Strange, George 1935

Streit, John Bradley 1911

Taylor, George 1914

Turner, Jack 1952-53-54

Ware, Robert Young 1906-07-08

Ware, William Judson 1925

Watkins, Corey 1999

Williams Jr., Larry 2008-09-10

Woodruff, Charles Williamson 1906-07-08

Wrencher, Champ 1989-90-91-92 (C)

BOLIGEE (1)

Harris, Henry 1970-71-72 (C)

BRANTLEY (3)

Person, Chuck 1983-84-85-86

Person, Wesley 1991-92-93-94 (C)

Wiley, Aubrey 1993-94

CAMDEN (1)

Cook, Daniel 1914

CAMP HILL (1)

Slaughter, T.R. 1927

CENTREVILLE (1)

Purifoy, Danjel 2017-19-20

CHEROKEE (1)

Alexander, Bill 1968-69-70 (C)

CULLMAN (2)

Chandler, Terry 1956-57-58

Lynn, Bill 1949-50 (C)

DADEVILLE (2)

Fitten, Sam 1982

Newell, Olin 1914

DAPHNE (1)

Manci, Frank 1940-41-42

DAWSON (1)

Smith, A. Luther 1928

DOUBLE SPRINGS (1)

Martin, James 1952-53-54

DORA (2)

Hawkins, E.A. 1940-41-42

Tanner, Jack 1942

DOTHAN (3)

Brooks, Ryan 2007-08

Tate, Trey - 2017

Thompson, Alex 2014-15

DUTTON (1)

McGriff, Bill 1956-57-58

ENSLEY (1)

Mandy, Norman 1921

EQUALITY (1)

McKissick, Rex 1936-37-38 (C)

ENTERPRISE (1)

Clark, Reid 1995-96

EUFAULA (1)

Greene, Herbert 1964-65-66

EVA (2)

Childers, Edron 1937-38

Nelson, Rolland 1955-56

FAIRFIELD (1)

McGrew, Roy 1979

FAIRVIEW (1)

Baggett, Matt 2002

FAYETTE (2)

Bolling, Rick 1982-83

Newton, Joe 1963-64-65

FORT PAYNE (1)

Watson, Nathan 2002-03-04-05 (C)

ALL-TIME LETTERWINNERS BY HOMETOWN

GADSDEN (3)

Cochran, John 1952-53-54
Strickland, Vern 1984-86
Sturkie, Henry 1954-55-56-57 (C)

GERALDINE (2)

Gilbert, Porter 1959-60-61 (C)
Vines, J.A. 1929

GOODWATER (1)

Crew, Buddy 1936

GORDO (1)

Savage, Zach 1923

HALEYVILLE (1)

Duncan, Benton 1948-49

HARTFORD (1)

Ross, Bill 1960-61-62 (C)

HEADLAND (1)

Williams, Franklin 1995-96-97-98 (C)

HOBSON CITY (1)

Stringer, Eric 1978-79-80-81

HOOVER (2)

Drum, Jake 2009-10-11-12
Wiley, Austin 2017-19-20

HUNTSVILLE (7)

Cattage, Bobby 1978-79-80-81
Coward, Pat 1970-71
Cox, Dan 1974-75
Langford, Josh 2011-12
Quick, Ronnie 1966-67
Samples, Tyrone 1957-58-59
Smith, Bryant 1996-97-98-99 (C)

IDER (1)

Smith, William 1972

INDIAN SPRINGS (1)

Luquire, Adam 2007-08

JASPER (3)

Beasley, Jeremy 1997
Burton, Herbert 1943
Gray, W.R. 1925-26

JOPPA (1)

Holmes, J. Crawford 1937-38-39

KILLEN (1)

Blackstock, Cole 2016-17-18-19

LAFAYETTE (1)

Haynes, Doyle 1954

LANETT (2)

Coleman, Thomas 1957
Morgan, Malvern 1937-38-39

LANGDALE (1)

Rodgers, Hugh 1936

LEEDS (1)

Barkley, Charles 1982-83-84

LINEVILLE (1)

Ingram, Billy Bob 1962-63

LOUISVILLE (1)

Whigham, Byrd 1954-55

LUDOWICI (1)

Chapman, Larry 1962-63-64 (C)

MARVEL (1)

Ellis, G.J. 1926-27-28

MADISON (2)

Parker, Myles 2019-20
Walker, Jonathan 2015-16

MILLBROOK (1)

Fenn, Robert 1952-53

MILLERVILLE (1)

Lumpkin, Tom 1930-31-32

MOBILE (13)

Dooley, Vince 1952
Ducote, R.J. 1916-18
Evans, G.D. 1925
Hayles, Daniel 2005-06
Lacy, John 1920
Lang, TJ 2016-17
Lett, Johnnie 2009-10
Louisell, William 1915
McGadney, Mack 1999-2000-01-02
McKinney, W.R. 1925-26
McKinney, Wallace 1922-23-24
McKinney, William 1924-25
Reed, Trayvon 2015

MONTEVALLO (1)

Hayes, Earl 1982-83

MONTGOMERY (17)

Brown, L.C. 1934-35
Burke, Taylor George 1911-12
Dickinson, Robert 1940
Dreyfus, Samuel Cellner. 1908
Edwards, Thomas H., Jr. 1937-38-39
Harrell, KT 2014-15
Harrison, Joe 1922-23-24 (C)
Hatfield, L.L. 1930-31-32 (C)
Hordges, Cedrick 1976-77
Killingsworth, Marco 2002-03-04
Locke, Thomas Courtaney 1909-10
McFadden, Frank 1918-19-20-21
Simmons, Eric "Butch" 1975-76
Thomas, Emmett 1975
Thomas, Randy 1965
Wade, Jimmy 1918-19-20-21
Walter, Bill 1950-51

MONROEVILLE (1)

Farish, Julius P., Jr. 1951-52-53 (C)

MORRIS (1)

Kaley, William 1925-27

MOULTON (1)

Posey, Leon 1960-61-62

MOUNT HOPE (1)

Young, Bluit Edward 1943

NEW DECATUR (1)

Burleson, Richard Alva 1909

NEW MARKET (2)

Robinson, Brandon 2002-03-04
Tucker, Bobby 1956-57-58

NEWTON (1)

Mullins, H.L. 1928-29

NOTASULGA (2)

Akin, James C. 1926-27-28
Bridges, Oma Wesley 1917-18

OAK GROVE (1)

Davis, John Eayres 1911

OPP (1)

Williams, Devontae 2019

OXFORD (1)

Heard, Jay 1999-2000

PELHAM (1)

Allison, Zach 2015-16

PIEDMONT (1)

West, Harold 1945

PISGAH (2)

Tinker, Billy 1961-62-63-64
Tinker, Wally 1967-68-69 (C)

PITTSVIEW (1)

Battle, Ronnie 1990-91-92-93

PRATT CITY (1)

Culverhouse, Harry George 1909

RIVER FALLS (1)

Tolbert, Frank 2005-06(C)-07-08

SCOTTSBORO (2)

Blackwell, John 1962-63-64 (C)
Hurt, David 1967-68-69

SELMA (3)

Beatty, Travis 1953
Jordan, James Ralph 1930-31-32 (C)
Robinson, Doc 1997-98(C)-99(C)-00 (C)

ALL-TIME LETTERWINNERS BY HOMETOWN

SPRUCE PINE (1)

Glasgow, Jack 1948-49-50-51

SYLACAUGA (1)

Jones, Willie 1992

SLYVANIA (1)

Jones, Rob 1985-86-87

TALLADEGA (2)

Bolden, Pepto 1974-75-76 (C)

Burgess, Quinton 1945-46

TALLASSEE (3)

Mason, Sam 1933

Noble, A.J. 1913

O'Daniel, Curtis 1964

TARRANT CITY (1)

Hall, S.S. 1926-27

TRUSSVILLE (1)

Smith, Drew 2006-07-08

TUSCALOOSA (1)

Pearson, J. Tim 1964-65

TUSCUMBIA (2)

Alexander, Haston 2023-Present

Burnett, John 1962-63

TUSKEGEE (2)

Smith, Leonard 1994

Turner, Greg 1981-82-83-84

UNIONTOWN (1)

Sullivan, Frankie 2009-10(C)-11-12(C)-13(C)

WARRIOR (3)

Creel, Eugene M. 1923-24

Kaley, Charles 1931-32-33 (C)

Wadsworth, Frank 1943

WEBB (1)

Kirkland, K. Mack 1962-63

WETUMPKA (1)

Curlee, Andrew 1936-37-39

ALASKA (1)

ANCHORAGE (1)

Thor, JT 2021

ARIZONA

TUCSON (1)

Gaines, Troy 2003-04-05

ARKANSAS (5)

LITTLE ROCK (4)

Chilliest, Adrian 1996-97-98-99

Flanigan, Allen 2020-Present

Flanigan, Wes 1994-95(C)-96(C)-97(C)

Franklin, Javon 2020-21

WEST MEMPHIS (1)

Moore, Chris 2021-Present

CALIFORNIA (1)

INGLEWOOD (1)

Williams, New 2016-17

CONNECTICUT (1)

WATERBURY (1)

Heron, Mustapha 2017-18

FLORIDA (40)

BAKER (1)

Martello, Vince 1981

BALDWIN (1)

Holland, Carey 1984-85

BRANDON (1)

Gomillion, John 1998

BRADENTON (1)

Helmlinger, John 1960-61-62

CAPE CORAL (1)

Burke, Pat 1994-95-96-97 (C)

CLEARWATER (1)

Geiger, Matt 1988-89

CORAL GABLES (1)

Sawyer, Bill 1981-82

CRESTVIEW (1)

Hester, Dustin 1989

DAYTONA BEACH (1)

Daniels, Paul 1981-82-83-84

FORT LAUDERDALE (1)

Miller, Bob 1966-68

FORT WALTON (1)

Gibson, Ray 1938-39-40

JACKSONVILLE (2)

Arnold, William 1914

Joyce, Rod 1992-93

JAY (1)

Diamond, Jim 1954-55-56

KISSIMMEE (1)

Ford, Frank 1984-85-86-87

LAKELAND (2)

Davis, Chris 1995

Fenton, Benny 1934

LAKESWOOD RANCH (1)

Maasdorp, Chase 2019-21-22

MARIANNA (1)

Streetman, Jay Patrick 1939-40

MELBOURNE (1)

Armstrong, Ty 2010-11

MIAMI (2)

Gallon, Reggie 1990-91-92-93 (C)

McKie, Robert 1989-91

NAPLES (1)

Robinson, Clifton 1998

ORLANDO (3)

Daniels, Marquis 2000-01-02-03(C)

Poindexter, Frank 1980-81-82

Young, Ian 2004-05 (C)

PALM BAY (1)

Smith, LaRon 2017

PENSACOLA (4)

Carter, Wilmer 1915-16

Donald, Ray 1995-96 (C)

Duncan, J.R. 1912-14

Wallace, Josh 2010-11-12-13

PLANT CITY (1)

Broome, Johni 2023-Present

TALLAHASSEE (1)

Donaldson, Tre 2023-Present

TAMPA (1)

Jackson, Ron 1968-69-70

WEIRSDALE (2)

Adams, Jeff 1977-78-79

Johnson, Eddie 1974-75-76 (C)

WEST PALM BEACH (2)

Godfrey, Gary 1982-85-86

Patrick, Larry 1990-91

WINTER PARK (2)

Aihe, Francis 2009

Pietkiewicz, Stan 1975-76-77-78 (C)

ALL-TIME LETTERWINNERS BY HOMETOWN

GEORGIA (102)

ALBANY (3)

Brown, Earnest 1996
Davis, Leroy 1995
James, Tim 1982

ALPHARETTA (1)

Rice, T.J. 2011-12

AMERICUS (1)

Stapleton, Bobby 1945

ATLANTA (16)

Barrett, Rasheem 2006-07-08-09
DeFore, Lee 1964-65-66 (C)
Dennison, Derrick 1987-88-89-90 (C)
Dunnans, T.J. - 2016-17
Eaves, Joel 1935-36-37 (C)
Guy, Freddie 1963-64-65 (C)
Johnson, K.D. - 2022-Present
Johnson, Shaquille 2013
Malone, Andre 2010
McFadden, Jeffrey 1987
Martin, Terry 1984
Mitchell, Mike 1975-76-77-78 (C)
Morris, Chris 1985-86-87-88
Mummert, Gordon 1952-53-54-55
Okeke, Chuma 2018-19
Redding, Gary 1973-74-75-76 (C)

AUGUSTA (3)

Cardwell, Dylan 2021-Present
Jasper, Zep 2022-Present
White, Gerald 1984-85-86-87

BAINBRIDGE (1)

Anthony, Benny 1977-78-79-80

BARNESVILLE (1)

York, Bobby 1970

BLAKELY (2)

Davis, Kyle 2001-02-03-04 (C)
Howell, Alex 1967-68 (C)

BRUNSWICK (1)

Swinson, Aaron 1992-93-94 (C)

CARROLLTON (1)

Walker, Randall 1966-69

CALHOUN (1)

Leonard, Jimmy 1960-61

COLLEGE PARK (2)

Davis, Aundrae 1987
Weldon, Roger 1950-51-52 (C)

COLUMBUS (12)

Denson, Chris 2011-12-13-14
Dudley, Charles 1922-23 (C)
Fuller, Herbert 1945

Gordy, S. 1909
Jenkins, George 1932-33
Jones, Mike 1986-87
Kirkland, Dan 1971-72
Prowell, Quan 2007-08
Scarborough, L.A. 1909-10-11-12
Slayden, Kay 1954-55-56
Whitaker, H. 1906-07
Worrill, Jamie 1913

COMPTON (1)

Hamilton, David 1999

COVINGTON (1)

Christian, Tim 1967

CRANDALL (1)

Henry, Lamarr 1964

DANVILLE (1)

Millsap, Joe 1966-67

DOUGLASVILLE (1)

Heramb, Matt 2007-08

DECATUR (2)

Price, Jordan 2013
Shamsid-Deen, Tahj 2013-14-15-16

DUBLIN (1)

Perry, Tom 1967-68-69 (C)

EAST POINT (2)

Brewer, Jamison 2000-01
Walker, Jimmy 1969-70-71 (C)

ELLENWOOD (1)

Edun, Moses 2004-05-06

FAYETTEVILLE (2)

Johnson, Noel 2012-13
Smith, Jabari 2022

FORSYTHE (1)

Jefferson, Alvin 1996

FORT BENNING (2)

Lee, Jimmy 1957-58-59 (C)
Quinney, George 1934

FORT VALLEY (1)

Faircloth, Tee 1966-67

HAMILTON (1)

McManus, Bayward 1958-59

HINESVILLE (1)

Mitchell, Davion 2018

JONESBORO (1)

Douglas, Toney 2005

LAGRANGE (1)

Huff, John 1939-40

LITHONIA (3)

Barker, Charlton 1999-2000-01-02
Leapheart, Al 1970-71-72
Thomas, Phillip 1996

MABLETON (2)

Harper, Jalen 2023-Present
Harper, Jared 2017-18-19

MACON (5)

Dubose, Frank 1927-28-29
Fickling, William A. 1952-53-54
Howard, Terrance 1985-86-87-88
Patrick, Myles 1975-76-77-78
Veal, Inman 1952

MANCHESTER (2)

Barber, Korvotney 2006-07-08-09(C)
Waller, Tay 2009-10

NAHUNTA (2)

Johns, Layton 1960-61-62-63 (C)
Williams, Jaylin 2020-Present

NELSON (1)

Lawson, Harbin B. 1930-31-32

NEWMAN (1)

Kessler, Walker 2022

NORCROSS (2)

Miaway, Archie 2007
Neysmith, Tony 2010-11-12

PEACHTREE CITY (1)

Chubb, Rob 2010-11-12-13

POWDER SPRINGS (2)

Cooper, Sharife 2021
Okoro, Isaac 2020

QUITMAN (1)

Groover, Ray 1959-60-61

ROSSVILLE (1)

Costner, Jim 1994-95

ROSWELL (2)

Pohlman, Scott 1998-99-2000-01(C)
Smith, Abe 1999-2000

SANDY SPRINGS (1)

Wills, Bob 1968-69

SAVANNAH (1)

Salter, John 1963

STATESBORO (1)

Taylor, Mitch 1992

ALL-TIME LETTERWINNERS BY HOMETOWN

STILLMORE (1)

Hughes, Randy 1998

STONE MOUNTAIN (3)

Brown, Bryce 2016-17-18-19

Cahill, Mark 1981-82-83-84

Tucker, Rodney 2003-04

SUMMERVILLE (1)

Mosteller, Odell 1982-83

THOMASTON (1)

Lockhart, Darrell 1980-81-82-83 (C)

WARWICK (1)

McLemore, Anfernee 2017-18-19-20

WEST GREEN (1)

Park, Ben E. 1942

INDIANA (15)

ANDERSON (1)

Dixon-Tatum, Asauhn 2013-14

BEAN BLOSSOM (1)

Bond, Bobby 1973-74-75-76

DANVILLE (1)

Christian, Mike 1972-73-74 (C)

ELWOOD (1)

Mengelt, John 1969-70-71

GARY (1)

Mandula, Bob 1973-74

HAMMOND (1)

Valavicius, Rich 1978-80

INDIANAPOLIS (1)

Johnson, Ronnie 2017

LAPEL (1)

Barnhizer, Mark 1977-79

LOGANSPOUT (1)

Cart, Larry 1963

MICHIGAN CITY (1)

Retseck, Jim 1971-72

MITCHELL (1)

Beavers, Tim 1972-73-74

MUNSTER (1)

Pellar, Nick 2013

SHELBYVILLE (1)

Ash, Tim 1970-71

SOUTH BEND (1)

Glass, Lincoln 2001

SOUTHPORT (1)

Krivacs, Jim 1975

ILLINOIS (8)

CHICAGO (5)

Brown, Quinzel 2004-05 (C)

Curtis, Dwayne 2004

Greene, Jr., Brian 2013

Jones, Tyrell 2020

Smith, Richard 1990

DES PLAINES (1)

Deschamps, Dale 1975-76

HARVEY (1)

Guest, Darren 1985

PARK RIDGE (1)

Henderson, Ted 1977

KANSAS (1)

WICHITA (1)

Hutton, Mark 1993

KENTUCKY (13)

ASHLAND (1)

Dawson, Bill 1951

BOWLING GREEN (1)

Fishback, Daymeon 1997-98-99-00

CENTRAL CITY (1)

Mobberly, William C. 1948-49-50-51

COVINGTON (2)

Sterling, Joseph 1947-48-49

Walther, Paul 1946

FRANKFORT (2)

Fibbe, Jimmy 1959-60-61 (C)

Fibbe, Tommy 1964-65-66

LEXINGTON (2)

Austin, Greg 1970

Fucci, Dom 1976

NANCY (1)

Shepherd, Brian 1983

OLIVE HILL (1)

Brawner, Roy 1948-49-50-51 (C)

PIKEVILLE (1)

Butcher, Donnie 1983

PROSPECT (1)

Powell, Justin 2021

LOUISIANA (6)

CROWLEY (1)

Shetler, Carl 1968-69-70 (C)

MORGANZA (1)

Derozan, Kyle 2005

NEW ORLEANS (4)

Buisson, Bobby 1965-66-67 (C)

Hankton, Kirt 1989

McCormick, J'Von 2019-20

Mitchell, Dwayne 2002

MASSACHUSETTS (1)

BERNARDSTON (1)

Harrington, Adam 2001-02 (C)

MICHIGAN (5)

DETROIT (3)

Campbell, Scott 2005

Green Jr., Wendell 2022-Present

Krezminski, Ted 1946

YPSILANTI (2)

Bird, Derrick 2002-03 (C)

Eaddy, Bill 1989

MISSISSIPPI (6)

DURANT (1)

O'Cain, Richard 1946-47

JACKSON (2)

Haralson, Melvin 1986-87

Hitt, Dwight 1950

NETTLETON (1)

Arnold, Jamaal 2003

SHANNON (1)

Sharp, Reggie 1999-2000-01(C)

TUPELO (1)

Trapp, John Herman 1919

MISSOURI (2)

KANSAS CITY (1)

Sanderson, Jack 1946

ST. LOUIS (1)

Granger, Jordon 2013-14-15

ALL-TIME LETTERWINNERS BY HOMETOWN

NEW JERSEY (3)

HACKENSACK (1)

O'Donnell, James 1953-54-55-56)

VOORHEES (1)

Cohen, Mike 2017

WESTWOOD (1)

Magri, Ernie 1972-73

NEW YORK (4)

DIX HILLS (1)

Harris, Tyler 2016

EAST HAMPTON (1)

Carter, Kenny 1980

ISLIP (1)

Sindler, Frank J. 1933

QUEENS (1)

Mason, Antoine 2015

NORTH CAROLINA (10)

CARY (1)

Ross, Earnest 2010-11

CHARLOTTE (1)

Gabriel, Kenny 2010-11-12

GOLDSBORO (1)

Spencer, Howard 1984-85

GREENSBORO (1)

Cressman, Ty 2022

RALEIGH (1)

Lanford, Don 1948-49-50-51 (C)

RUTHERFORDTOWN (1)

Carpenter, Keenan 1988-89

STANLEY (1)

Murray, Desean 2018

SUMMERFIELD (1)

Waddell, Devin 2014-15-16-17

VANCEBORO (1)

Lancaster, Rod 1945-46

WINSTON-SALEM (1)

Fells, Orenn 2001

OHIO (3)

CINCINNATI (2)

Payne, Allen 2011-12-13-14
Robertson, Quantez 2006-07-08-09(C)

SPRINGFIELD (1)

Sutton, Brent 1972-73

OKLAHOMA (2)

TULSA (2)

McAfee, Emmett 1949
Nixon, Glenn 1948-49

PENNSYLVANIA (4)

HARRISBURG (2)

LeMelle, Ronny 2004-05-06 (C)
Chance Westry 2023-Present

PHILADELPHIA (2)

Doughty, Samir 2019
Spencer, Horace 2016-17-18-19

SOUTH CAROLINA (5)

GEORGETOWN (1)

Knox, Brendon 2009-10

HEMINGWAY (1)

Dollard, Josh 2006-07

NORTH AUGUSTA (1)

Dunbar, Malik 2018-19

PONTIAC (1)

Hargrove, Lucas 2007-08-09-10 (C)

ST. STEPHEN (1)

Mack, Kendell 1998

TENNESSEE (16)

CHATTANOOGA (2)

Johnson, Bob 1969
Vaughn, David 1959-60-61

CRIPPLE CREEK (1)

Montgomery, Jimmy 1965-66

GOODLETTSVILLE (1)

Moon, Glen 1974-75-76

HENDERSONVILLE (2)

Lynn, Johnny 1985-86-87-88
Wicke, Danny 2003-04

KNOXVILLE (2)

England, Gary 1971-72-73 (C)
Patterson, Presley 2023-Present

MADISON (1)

Daniel, Ryan 2005

MEMPHIS (3)

Hoehle, Gene 1950
Hudson, J.T. 1917
Payne, William 1914-15-16

MURFREESBORO (1)

Bass, Stephen 2015

NASHVILLE (1)

Cambridge, Devan 2020-21-22

SURGOINSVILLE (1)

Kirkpatrick, Bill 1953-54-55 (C)

TALBOTT (1)

Caylor, John 1987-88-90-91 (C)

TEXAS (5)

AUSTIN (1)

Canada, Malcolm 2014-15

FORT WORTH (2)

Calton, Donny 2000-01-02-03
Lewis, Kelvin 2007

GRAND PRAIRE (1)

Ross-Miller, K.C. 2015

HOUSTON (1)

Reed, DeWayne 2007-08-09-10

VIRGINIA

RICHMOND (1)

Henson, Byron 1980-81-82-83

WASHINGTON, D.C. (3)

Devaney, Jim 1980

Holmes, C.J. 2013-14-15

Norris, Moochie 1995 (C)

WISCONSIN (1)

RACINE (1)

Bowers, Cinmeon 2015-2016

ALL-TIME LETTERWINNERS BY HOMETOWN

INTERNATIONAL (11)

AUSTRALIA (1)

MELBOURNE (1)

Purchase, Jack 2015

BAHAMAS (1)

EIGHT MILE ROCK (1)

Stuart, Shawn 1993-94

BELGIUM (1)

ANTWERP (1)

Wade, Dion 2014

CANADA (1)

BRAMPTON, ONTARIO (1)

Atewe, Matthew 2014-15

CROATIA (1)

TIJARICA (1)

Bota, Marin 2001

FRANCE (1)

TOURS (1)

Traore, Yohan 2023-Present

IVORY COAST (1)

ABIDJAN (1)

Kouassi, Willy 2012

JAMAICA (1)

SPANISH TOWN (1)

Forbes, Adrian 2011-12

NIGERIA (1)

OGUN (1)

Akingbola, Babatunde 2020-Present

PANAMA CANAL ZONE (1)

Stockelberg, Frank K. 1924

SENEGAL (2)

DAKAR (1)

N'diaye, Mamadou 1997-98-99-00

THEIS (1)

Diame, Abdou 2001

VIRGIN ISLANDS (1)

ST. THOMAS (1)

Welsh, Richie 1984

ALL-TIME ROSTER (SINCE 1936)

0

Josh Langford (2011-12)
Asaiah Dixon-Tatum (2013-14)
Horace Spencer (2016-19)
Tyrell Jones (2020)
K.D. Johnson (2022-Present)

00

Paul Daniels (1981-84)
Byron Bell (1993)
Kerry Harvis (2006)
Malcolm Canada (2015)
Chandler Leopard (2020)

1

Frank Tolbert (2005-08)
Korvotney Barber (2009)
Andre Malone (2010)
Varez Ward (2012)
KT Harrell (2013-15)
Kareem Cauty (2016)
Jared Harper (2017-19)
Jamal Johnson (2020-21)
Wendell Green Jr. (2022-Present)

2

Abdou Diame (2001-02)
Daniel Hayles (2005-06)
Archie Miaway (2007)
Allen Payne (2011-14)
Bryce Brown (2016-19)
Jaylin Williams (2020-Present)

3

Taylor Hart (1948-50)
Byron Henson (1980-83)
Kirt Hankton (1989)
Champ Wrencher (1990-92)
Jim Costner (1994-95)
Earnest Brown (1996-97)
Reggie Sharp (1999)
Marquis Daniels (2000-03)
Ian Young (2004-05)
Josh Dollard (2006-07)
Chris Denson (2011-14)
Patrick Keim (2015)
Danjel Purifoy (2017-20)
Sharife Cooper (2021)
Tre Donaldson (2023-Present)

4

Glenn Nixon (1948-1949)
Lewis Card (1979-80)

Aaron Swinson (1992-94)
Chris Davis (1995-96)
Derek Caldwell (1998)
Chris Porter (1999-2000)
Marco Killingsworth (2002-04)
Emanuel Willis (2006)
Lucas Hargrove (2007-10)
Dylan Spencer (2013)
Devin Waddell (2014)
Trayvon Reed (2015)
T.J. Dunans (2016-17)
Chuma Okeke (2018)
Malik Dunbar (2019)
Javon Franklin (2020-21)
Johni Broome (2023-Present)

5

Jim Duce (1980)
Derek Caldwell (1995-97)
Clifton Robinson (1998)
Jamison Brewer (2000-01)
Kelvin Lewis (2007)
Ty Armstrong (2010-11)
Shaquille Johnson (2013)
Cinmeon Bowers (2015-16)
Mustapha Heron (2017-18)
Chuma Okeke (2019)
J'Von McCormick (2020)
Chris Moore (2021-Present)

10

Bob Seibert (1946)
Dick O'Cain (1947)
Dwight Hitt (1950)
Jimmy Willet (1951)
Frank Davis (1952)
Bill Kirkpatrick (1953-55)
Bill Wallace (1974, 1976)
Jim Krivacs (1975)
Jim Devaney (1980-81)
Rick Bolling (1982-83)
Robert Holler (1984)
Terrance Howard (1985-88)
Scott Pohlman (1998-2001)
Troy Gaines (2003-05)
Larry Williams Jr. (2008-10)
Jordan Price (2013)
Heath Huff (2017)
Davion Mitchell (2018)
Samir Doughty (2019-20)
JT Thor (2021)
Jabari Smith (2022)
Chance Westry (2023-Present)

11

Jack Sanderson (1946)
Bill Mobberly (1951)
Vince Dooley (1952)
Kay Slayden (1953)
Brownie Nelson (1955-56)
Sam Bowen (1958)
Joe Woods (1959)
George Cochran (1960)
John Burnett (1961-63)
Herbert Greene (1964-65)
Bill Turner (1974-75)
Mark Barnhizer (1977-79)
Greg Turner (1981-84)
Rodney Turner (1985)
Melvin Haralson (1986-87)
David Williams (1988)
Wesley Person (1991-94)
Phillip Thomas (1996)
Reggie Sharp (2000-01)
Derrick Bird (2002-03)
Josh Wallace (2010-13)
Dion Wade (2014)

12

Connie McKelvey (1947)
Erskine Russell (1947-48)
Don Lanford (1949-51)
Travis Beatty (1953)
Bobby Tucker (1956-58)
Porter Gilbert (1959-61)
Larry Cart (1963-65)
Bob Miller (1966-68)
Mike Newell (1969)
Pat Cowart (1970-71)
Mike Christian (1972-74)
Odell Mosteller (1982-83)
Gerald White (1984-87)
Johnny Benjamin (1989)
Mitch Taylor (1992)
Leonard Smith (1993-94)
Alex Franco (1995)
Jay Heard (1999-2000)
Moses Edun (2004-06)
DeWayne Reed (2007-10)
Nick Pellar (2013)
K.C. Ross-Miller (2015)
Tyler Harris (2016)
LaRon Smith (2017)
Devontae Williams (2018)
J'Von McCormick (2019)
Lior Berman (2020-21)
Zep Jasper (2022-Present)

13

Jack Glasgow (1948-50)
 Sam Fitten (1982)
 Chuck Johnson (1983)
 Ritchie Welsh (1984)
 Mike Jones (1986-88)
 Bryant Smith (1996-99)
 Brandon Robinson (2002-04)
 Matt Heramb (2007-08)
 Tahj Shamsid-Deen (2014-15)
 Desean Murray (2017-18)
 Babatunde Akingbola (2020-21)
 Walker Kessler (2022)

14

Ted Krezmewski (1946)
 Roy Brawner (1949-51)
 Inman Veal (1952)
 Walt Stoudemire (1953)
 Jim Naftel (1955-56)
 Jerry Hart (1958)
 Jimmy DeVenney (1960)
 Myles Patrick (1975-78)
 Roy McGrew (1979-80)
 Tim James (1982-83)
 Johnny Lynn (1985-88)
 Reggie Gallon (1989-93)
 Charlton Barker (2000-02)
 Michael O'Connor (2005)
 Drew Smith (2006-09)
 Antoine Mason (2015)
 Malik Dunbar (2018)
 Preston Cook (2019-22)
 Presley Patterson (2023-Present)

15

Jack Powell (1946)
 George Hill (1949-51)
 Bill Fickling (1952-54)
 Robert Burgess (1955)
 Terry Chandler (1956-58)
 Tommy Henderson (1959)
 Tim Pearson (1963-65)
 Alex Howell (1966-68)
John Mengelt (1969-71)
 Rex Howell (1973)
 Paul Seymour (1975)
 Ted Henderson (1976-77)
 Thad Burgess (1979)
 Kyle Anderson (1983)
 Frank Ford (1984-87)
 Kelvin Ardister (1989)
 Larry Patrick (1990-91)
 Leonard Smith (1992)
 Lance Weems (1993-96)
 Jimbo Tolbert (mgr.), (2000)
 Danny Wicke (2003)
 Brett Howell (2005-06)
 Tony Neysmith (2010-12)

16

Miller (1947)

17

Jack Colbert (1946)
 Diffley (1947)

18

Herbert Burton (1942)
 Ray Williams (1946)

20

Ernest Pappas (1937-39)
 Frank Mancini (1940-42)
 Dick O'Cain (1946)
 John Logue (1953)
 Byrd Whigham (1954-55)
 Bayward McManus (1958-60)
 Larry Chapman (1961-64)
 Tee Faircloth (1965-67)
 Barry Timmerman (1968)
 Jimmy Walker (1969-71)
 Tim Beavers (1972-74)
 Wayne Bracy (1975-78)
 Aundrae Davis (1987)
 Dustin Hester (1988-90)
 Shawn Stuart (1993-94)
 Mike Springfield (1995-96)
 Danny Wicke (2004)
 Frankie Sullivan (2009-10)
 Alex Thompson (2014-15)
 Jonathan Walker (2016)
 Samir Doughty (2018)
 Myles Parker (2019-20)
 Carter Sobera (2021-Present)

21

Crawford Holmes (1937-39)
 Quentin Burgess (1945-46)
 Andy Robinson (1949)
 Bill Walters (1950-51)
 Jack Turner (1953-54)
 Henry Sturkie (1954-57)
 Jimmy Lee (1957-59)
 Bill Ross (1960-62)
 Billy Biles (1963)
 Mike Keeble (1964)
 Tom Perry (1967-69)
 Greg Austin (1970)
 Jimmy Elliot (1972)
 Bob Mandula (1974-76)
 Bubba Price (1977-80)
 Mark Reed (1982)
 Mark Cahill (1983-84)
 Rob Jones (1986-87)
 Ronnie Battle (1989-93)
 Adam Harrington (2001-02)
 Quinzel Brown (2004-05)
 Rasheem Barrett (2006-09)
 Shareif Adamu (2013)

Malcolm Canada (2014)
 Patrick Keim (2016-18)
 Will Macoy (2020)
 Ty Cressman (2022)
 Yohan Traore (2023-Present)

22

Tommie Edwards (1937-39)
 Fagan Canzoneri (1941)
 Shag Hawkins (1942)
 Joe Womack (1946)
 Jack Glasgow (1948-51)
 Dan Pridgen (1949-50)
 Doyle Haynes (1954)
 R.T. Lee (1956)
 Henry Sturkie (1956-57)
 Ray Groover (1958-61)
 John Blackwell (1962-64)
 Bobby Buisson (1965-67)
 Carl Shetler (1968-70)
 Gary England (1971-73)
 Eddie Johnson (1974-77)
 Eric Stringer (1978-81)
 Randall Ridley (1982)
 Robert Leak (1983)
 John Caylor (1987-90)
 Wes Flanigan (1994-97)
 Marin Bota (2001)
 Lewis Monroe (2002-04)
 Scott Campbell (2005)
 Kenny Gabriel (2010-12)
 C.J. Holmes (2013-15)
 Zach Allison (2016)
 Will Macoy (2017-19)
 Allen Flanigan (2020-Present)

23

Andrew Curlee (1936-37)
 J.P. Streetman (1939-40)
 Bob Dunbar (1941)
 Marvin Roberts (1946)
 Frank Williams (1947)
 Dick Webb (1949)
 Bob Smith (1951)
 Kay Slayden (1954-56)
 Jimmy Fibbe (1959-61)
 Harvey Johnston (1962)
 Tommy Fibbe (1964-66)
 Dan Cox (1974-75)
 Dom Fucci (1976-77)
 Alvin Mumphord (1980-83)
 Pete McBee (1988)
 Rod Joyce (1990-93)
 Leroy Davis (1994-95)
 Daymeon Fishback (1997-2000)
 Dwayne Mitchell (2002)
 Toney Douglas (2005)
 Quantez Robertson (2006-09)
 Frankie Sullivan (2011-13)
 T.J. Lang (2015-17)

Isaac Okoro (2020)
Jaylin Williams (2021)
Babatunde Akingbola (2022-Present)

24

Theron Karge (1937)
Earl Tanner (1940-42)
Rod Lancaster (1946)
Joe Sterling (1947-49)
Roger Weldon (1951-52)
Jim O'Donnell (1953-56)
Ty Samples (1958-59)
John Gibrant (1960)
Gusty Nordgren (1961)
Stan Pietkiewicz (1975-78)
Kenny Carter (1980)
Mark Cahill (1981-82)
Donnie Butcher (1983-84)
Derrick Dennison (1988-90)
Moochie Norris (1995)
Dudley Smith (1998)
Nathan Watson (2002-05)
Quan Prowell (2007-08)
Tay Waller (2009-10)
T.J. Rice (2011-12)
Brian Greene, Jr. (2013)
Jack Purchase (2015)
Anfernee McLemore (2017-20)
Justin Powell (2021)
Lior Berman (2022-Present)

25

Buddy Crew (1936)
Red Childers (1937-38)
Marvin Motley (1941-42)
Johnny Adcock (1946)
Emmett McAfee (1949)
Gene Hoele (1950)
J.P. Farish Jr. (1951-53)
Jim Diamond (1954-56)
Henry Hart (1957-60)
Bill Tinker (1961-64)
Gary Lambert (1966)
Tim Christian (1967-68)
Henry Harris (1970-72)
Bob Osberry (1973-74)
Kirk Powers (1978-79)
Taylor Hart (1980)
Bill Sawyer (1981-82)
Terry Martin (1984)
Gary Godfrey (1985-86)
Matt Geiger (1988-89)
Marcus Ford (1990)
Mark Hutton (1993)
Tommy Dyer (1994)
Reid Clark (1995-96)
Kendell Mack (1998)
Adam Luquire (2007-08)
Jake Drum (2009-12)
Jordon Granger (2013-16)

Mike Cohen (2017)
Brett Easterling (2018)
Chandler Leopard (2021-Present)

26

Bill Dudley (1938)

27

Frank Hamm (1937)
Billy Ray (1946)
Ray Williams (1946-48)

28

Joel Eaves (1935-37)

29

Cecil Wallace (1937-39)
Tom Martin (1940-41)

30

Rogers (1937)
Ray Gibson (1938-40)
John Lockard (1951)
Mack Lee (1953-54)
David Vaughn (1959-61)
Lamar Henry (1962-64)
Joe Millsap (1965-67)
Bob Wills (1968-69)
Brent Sutton (1972-74)
Mike Mitchell (1975-78)
Randy Price (1982)
Keenan Carpenter (1988-89)
Johnathan Lewis (2001)
Jamaal Arnold (2003)
Brendon Knox (2009-10)

31

Malvern Morgan (1937-39)
Leroy Sudduth (1951)
Johnny Cochran (1952-54)
Mack Kirkland (1961)
Curt O'Daniel (1962-65)
Harold Carden (1966)
Tim Ash (1970-71)
David Cunningham (1974-75)
Vern Strickland (1984-86)
Richard Smith (1990-91)
Pat Burke (1993-97)
Mack McGadney (1999-2002)
Benas Gričionas (2014)
Devin Waddell (2015-17)

32

Rex McKissick (1936-38)
Shag Hawkins (1941)
Dan Pridgen (1951)
Jim Martin (1952-54)
Mack Lee (1955)
Rex Frederick (1957-59)
Jorge Haeussler (1960)

Jim Leonard (1961)
Lee DeFore (1963-66)
Ron Jackson (1968-70)
Jim Retseck (1971-72)
Gary Redding (1973-76)
Darrell Lockhart (1980-83)
Darren Guest (1985-86)
Corey Walker (1989)
Ray Donald (1995-96)
John Gomillion (1998)
Rodney Tucker (2003-04)
Korvotney Barber (2006-08)
Noel Johnson (2012-13)

33

John Rouche (1937)
Bob Dickinson (1938-39)
Bill Dawson (1951)
Gordon Mummert (1952-53)
J.B. Bearden (1958)
Terry Hinote (1960)
Harvey Johnston (1961)
John Salter (1962-63)
Jimmy Montgomery (1965-66)
Wallace Tinker (1967-69)
Dan Kirkland (1971-72)
Glen Moon (1974-76)
Frank Poindexter (1980-82)
Tim Tipton (1983)
Carey Holland (1984-85)
John Walker (1988)
Michael Hardin (1992)
Donny Calton (2000-03)
Ronny LeMelle (2003-06)
Earnest Ross (2010-11)
Chase Maasdorp (2019-22)

34

Orville Ginter (1938)
Ben Park (1942-42)
Bob Miller (1953-54)
Manley Johnson (1958)
John Salter (1961)
Mack Kirkland (1962-63)
Randy Thomas (1965-66)
David Hurt (1967-69)
Bobby York (1970)
Mike Pugh (1971)
Billy Smith (1972)
Bob Bond (1974-76)
Charles Barkley (1982-84)
Chris Morris (1985-88)
Robert McKie (1989-91)
Cameron Boozer (1992-93)
Mamadou N'diaye (1997-2000)
Kyle Davis (2001-04)
Johnnie Lett (2009-10)
Devan Cambridge (2020)

35

Bob Fenn (1952-53)
 Bill McGriff (1956-58)
 Leon Posey (1960-62)
 Joe Newton (1963-65)
 Rex Etheridge (1967-68)
 Randall Walker (1967-69)
 Al Leaphart (1970-72)
 Sylvester Davenport (1973)
 Pepto Bolden (1974-77)
 Brian Sheppard (1983)
 Jeff Switzer (1992-93)
 Johnathan Lewis (2003-04)
 Ryan Daniel (2005)
 Ryan Brooks (2007-08)
 Ronnie Johnson (2017)
 Devan Cambridge (2021-22)

40

Dan Fausett (1953)
 Bill Gregory (1956-59)
 John Helmlinger (1960-62)
 Freddie Guy (1963-65)
 Bill Anderson (1967)
 Joe Sigur (1969)
 Tom Bardin (1971)
 Jerry Lamberson (1973)
 Rich Gortney (1974)
 Dale Deschamps (1975-76)
 Michael Rutledge (1984)
 Jeff Moore (1985-88)
 Zane Arnold (1989-91)
 Abe Smith (1999-2000)
 Lincoln Glass (2001-02)
 Doug Merrell (2011)

41

Billy Ingram (1962-63)
 Ronnie Quick (1966-67)
 Mike Scott (1969)
 Mike Poole (1971)
 Albert Johnson (1972-73)
 Emmett Thomas (1974-76)
 Benny Anthony (1977-80)
 Aubrey Wiley (1992-94)
 Alvin Jefferson (1996-97)
 Rob Chubb (2010-13)
 Matthew Atewe (2014)
 Cole Blackstock (2016-19)

42

Bob Wright (1953)
 Thomas Coleman (1956)
 Layton Johns (1961-63)
 Bill Alexander (1968-70)
 Ralph Smith (1971-73)
 Roger Jorgensen (1974-75)
 Cedrick Hordges (1976-77)
 Rich Valavicius (1979-80)
 Adrian Chilliest (1996-99)
 Joey Cameron (2006)
 Francis Aihe (2009)
 Cole Stockton (2015-16)
 Haston Alexander (2023-Present)

43

Cameron Boozer (1991)

44

Earl Banks (1978-81)
 Earl Hayes (1982-83)
 Ricky Short (1986)
 Jeffrey McFadden (1987)
 Chris Brandt (1988-92)
 Franklin Williams (1995-98)
 David Hamilton (1999-2000)
 Dwayne Curtis (2004)
 Chris Rogers (2005)
 Dylan Spencer (2010-12)
 New Williams (2016)
 Dylan Cardwell (2021-Present)

45

Bobby Cattage (1978-81)
Chuck Person (1983-86)
 Chuck Simms (1990-91)
 Jeremy Beasley (1997-98)
 Adrian Person (1999)
 Kyle Derozan (2005)
 Adrian Forbes (2011-12)

50

Ray Woodward (1974-75)
 Dennis Tindle (1976-77)
 Doc Robinson (1997-2000)
 Willy Kouassi (2012)
 Austin Wiley (2017-20)

51

Scott Bell (1980)
 Gary Godfrey (1982-83)

52

Joe Baldrian (1975)
 Trey Tate (2016-17)

53

Orenn Fells (2001)
 Matt Baggett (2002)

54

Ernie Magri (1972-73)
 Mike Roach (1974-75)
 Jeff Adams (1976-79)
 Howard Spencer (1984-85)
 Brian Baumgartner (1990)
 Willie Jones (1992)
 Thomas Collier (2018-20)

55

Randy Hughes (1998)
 Chris Lollar (2003-04)
 Jalen Harper (2023-Present)

Players Retired Jerseys in BOLD

ALL-TIME RETIRED JERSEYS

11

Wesley Person (1991-94)



15

John Mengelt (1969-71)



30

Mike Mitchell (1991-94)



32

Rex Frederick (1957-59)



34

Charles Barkley (1982-84)



45

Chuck Person (1983-86)



#WAREAGLE

2022-23 AUBURN MEN'S BASKETBALL

AUBURN ON TV

WAREAGLE

2022-23 AUBURN MEN'S BASKETBALL

1949-50
at Georgia Tech (WSB) L, 49-65

1959-60
Kentucky W, 61-60

1963-64
Vanderbilt (#5) W, 81-63

1964-65
at Vanderbilt L, 77-105

1965-66
at LSU W, 74-66
Kentucky (#1) L, 64-77

1966-67
Vanderbilt (#9) W, 64-51
at Kentucky L, 58-60

1967-68
Kentucky (#9) W, 74-73

1968-69
Tennessee W, 71-60

1969-70
Tennessee W, 77-64

1970-71
Florida W, 85-70
at Alabama W, 92-76

1971-72
Alabama L, 78-79
at Tennessee L, 70-80

1972-73
LSU L, 60-79

1973-74
LSU L, 76-87

1974-75
at LSU W, 87-78
Florida W, 76-75
Alabama (#7) W, 76-70

1975-76
at LSU W, 102-86
at Florida W, 92-86
Georgia W, 88-79

1976-77
at LSU L, 73-77
Tennessee L, 83-93

1977-78

at Tennessee L, 76-80
Alabama L, 74-81
Mississippi State W, 85-74

1978-79
Alabama (#18) L, 76-83
Mississippi State L, 72-74
vs. Vanderbilt* W, 59-53
vs. Georgia* W, 95-91 (4OT)
vs. Tennessee* (#20) L, 65-74

1979-80
at Kentucky L, 65-67
at Ole Miss (NBC) L, 54-71
Vanderbilt L, 73-77
vs. Georgia* W, 79-71
vs. Kentucky* L, 61-69

1980-81
LSU (#5) L, 64-74
Florida (NBC) L, 50-55
vs. Florida* L, 48-50 (OT)

1981-82
Florida W, 80-60
Mississippi State (NBC) W, 62-49
Kentucky (#9) W, 83-81 (OT)
vs. Mississippi State* W, 38-36 (OT)
vs. Kentucky* (#15) L, 66-89

1982-83
at UAB (Ind.) W, 63-61
at Florida L, 75-92
at Vanderbilt L, 62-64
Georgia W, 66-64
at Tennessee (ESPN) L, 74-82
LSU (NBC) L, 61-87
Ole Miss (ESPN) W, 82-59
vs. Alabama* L, 61-62

1983-84
at UAB (ESPN) L, 62-69 (OT)
vs. Wake Forest (#10) (ESPN) L, 67-76
Florida W, 82-66
Kentucky (#2) (WTBS) W, 82-63
at Georgia L, 86-90
at Tennessee (ESPN) L, 74-82
LSU (NBC) L, 61-87
Ole Miss (ESPN) W, 82-59
vs. Alabama* L, 61-62

1984-85
vs. UAB (ESPN) W, 61-59
vs. VCU (Ind.) L, 59-78
at Kentucky (WTBS) L, 61-68
Ole Miss (USA) W, 93-73
Kentucky (NBC) L, 47-49 (OT)
Georgia (USA) L, 84-86
vs. Ole Miss* W, 68-60
vs. LSU* W, 58-55
vs. Florida* W, 43-42
vs. Alabama* (NBC) W, 53-49 (OT)
vs. Purdue+ (ESPN) W, 59-58
vs. Kansas+ (#13) (CBS) W, 66-64
vs. North Carolina+ (#7) (CBS) L, 56-62

1985-86
vs. West Virginia (Ind.) L, 58-75
at UAB (#16) (ESPN) L, 56-62
at Mississippi State W, 72-56
at Alabama (USA) L, 56-60
Florida (USA) W, 67-65
at Tennessee L, 79-80
Alabama (#18) (ESPN) W, 71-69
at Georgia (ESPN) W, 87-86 (OT)
vs. Mississippi State* L, 63-65
vs. Arizona+ (CBS) W, 73-63
vs. St. John's+ (#4) (CBS) W, 81-65
vs. UNLV+ (#11) (CBS) W, 70-63
vs. Louisville+ (#7) (CBS) L, 76-84

1986-87
at Mississippi State W, 66-52
at Alabama (#13) (USA) L, 82-88
Ole Miss W, 85-61
at LSU L, 73-75
UNLV (#3) (ABC) L, 85-104
at Kentucky L, 71-75
Mississippi State (USA) W, 59-45
Alabama (#12) L, 75-77
LSU W, 100-62
vs. Kentucky* W, 79-72
vs. Alabama* (#9) L, 68-87
vs. San Diego+ (CBS) W, 62-61
vs. Indiana+ (#3) (CBS) L, 90-107

1987-88
vs. Villanova (USA) W, 65-64
Florida W, 72-67
at Kentucky (#1) (ESPN) W, 53-52
Mississippi State W, 65-57
LSU L, 69-78
at Florida (#10) (ESPN) W, 58-57
Georgia W, 64-57
at Alabama L, 77-82
vs. Georgia* L, 60-65
vs. Bradley+ (#11) (ESPN) W, 90-86
vs. Oklahoma+ (#8) (CBS) L, 87-107

1988-89

at Vanderbilt (ESPN)	L, 77-93
at Mississippi State	L, 56-69
Georgia (ESPN)	L, 62-75
at Tennessee	L, 72-89
at Alabama (ESPN)	L, 58-74
at Georgia	L, 76-80
vs. Ole Miss*	L, 68-80

1989-90

at Ole Miss	L, 72-80
Tennessee	W, 89-83
at LSU (#11)	L, 71-82
at Vanderbilt (ESPN)	W, 87-74
vs. LSU* (#11)	W, 78-76
vs. Alabama*	L, 71-87

1990-91

Alabama (ESPN)	L, 56-68
at Ole Miss	W, 62-60
Vanderbilt	L, 59-80
Kentucky (#10) (ESPN)	L, 81-89
Tennessee (ESPN)	W, 74-65
Georgia	L, 77-86
vs. LSU* (#16)	W, 92-77
vs. Alabama* (#24)	L, 59-77

1991-92

at UNLV (SportsChannel)	L, 82-85
at Ole Miss	W, 96-83
at Vanderbilt (ESPN)	L, 83-89
Kentucky (#19)	L, 67-85
Arkansas (#9)	L, 74-82

1992-93

Florida	L, 73-76
at South Carolina (ESPN)	L, 83-81
Tennessee	W, 88-75
Vanderbilt (#15)	L, 70-73
at Kentucky (#2) (SportSouth)	L, 78-80
Arkansas (#13)	W, 81-80
vs. Tennessee*	L, 76-78

1993-94

at LSU	L, 72-83
Mississippi State	L, 86-91 (OT)
at Ole Miss	L, 85-88 (2OT)
Alabama (ESPN)	L, 69-74
Kentucky (#7) (ABC)	L, 74-91
at Mississippi State (SportSouth)	W, 76-65
vs. Vanderbilt*	W, 81-56
vs. Alabama*	L, 55-83

1994-95

at UAB (WBMG-TV)	W, 60-54
at Kentucky (#6)	L, 64-98
Ole Miss (ESPN)	W, 88-74
LSU	L, 73-76
Arkansas (#4) (ABC)	W, 104-90
Florida (#23) (SportsCh.)	W, 77-71
at Alabama (#20)	L, 63-65
at Miss. State (#21)(SS)	W, 70-69
vs. South Carolina*	W, 81-66
vs. Kentucky (#3)*	L, 81-93

1995-96

vs. Louisville(#13) (WDRB-TV)	W, 82-78
Arkansas	W, 101-76
LSU	W, 95-87
at Vanderbilt	L, 62-76
at Florida (SportsSouth)	W, 73-70
at Arkansas	L, 77-87
Kentucky (#1) (ESPN)	L, 73-88
at Mississippi State	L, 51-67
vs. Vanderbilt*	W, 68-65
vs. Mississippi State* (#25)	L, 58-69

1996-97

at UAB (WBMG-TV)	L, 57-64
vs. Murray State (FSS)	W, 86-72
Arkansas	L, 55-56
Florida	W, 79-65
Kentucky (#4)	L, 53-77
at Georgia (CBS)	L, 48-53
Alabama (ESPN)	W, 72-62
at Arkansas (ESPN)	L, 42-75
Vanderbilt (FSS)	L, 61-75
at Alabama (FSS)	L, 50-55
Ole Miss	L, 63-71
vs. Tennessee*	W, 67-54
vs. Kentucky* (#6)	L, 50-92

1997-98

vs. Temple (#24) (FSS)	L, 42-68
Alabama	W, 94-40
South Carolina (#14)	L, 56-61
Ole Miss (#12) (FSS)	W, 68-67
Mississippi State	W, 68-66 (OT)
at Florida (Sunshine)	L, 64-81
at Arkansas (#18)	L, 83-107
Kentucky (#7)	L, 58-83
vs. Florida*	L, 64-68

1998-99

at Hawai'i (KFVE-TV)	W, 84-57
at Florida State (FSS)	W, 80-68
Wofford (CSS)	W, 79-51
at Navy (FoxNet)	W, 88-70
Bethune-Cookman (CSS)	W, 99-46
Tennessee (CSS)	W, 90-62
Arkansas (#18)	W, 83-66
Florida (CBS)	W, 88-69
at Kentucky (#7)	L, 62-72
at Alabama (CSS)	W, 73-58
Mississippi State (CSS)	W, 64-54
at Georgia	W, 85-74
LSU (FSS)	W, 80-54
Ole Miss (ESPN)	W, 95-66
Alabama (CSS)	W, 102-61
at Arkansas	L, 88-104
vs. Alabama*	W, 93-61
vs. Kentucky* (#14)	L, 57-69
vs. Winthrop+ (CBS)	W, 80-41
vs. Oklahoma State+ (CBS)	W, 81-74
vs. Ohio State+ (#14) (CBS)	L, 64-72

1999-00

UAB (FSS)	W, 65-59
Arkansas-Pine Bluff (CSS)	W, 100-44
vs. Stanford (#7) (KCal9)	L, 58-67

Florida State (FSS)	W, 55-54
vs. Pennsylvania (ESPN)	W, 77-70
Coppin State (CSS)	W, 63-35
vs. Bradley (Comcast)	W, 78-64
Southern Miss (CSS)	W, 56-50
Georgia	W, 67-52
Kentucky (#20) (ESPN)	W, 66-63
at Mississippi State	W, 51-45
South Carolina (CSS)	W, 65-61
at Ole Miss	L, 77-79 (OT)
at Tennessee (#11) (ESPN)	L, 76-105
Mississippi State	W, 73-57
Alabama (CSS)	W, 77-63
Arkansas	W, 73-55
Ole Miss (FSS)	W, 75-72
at Alabama (ESPN)	L, 64-68
at Florida (#9) (CBS)	L, 59-88
LSU (#12)	L, 53-55
at Arkansas (CBS)	L, 55-64
vs. Florida* (#10)	W, 77-70
vs. South Carolina*	W, 77-72 (OT)
vs. Arkansas* (CBS)	L, 67-75
vs. Creighton+ (CBS)	W, 72-69
vs. Iowa State+ (#6) (CBS)	L, 60-79

2000-01

Jacksonville State (CSS)	W, 91-51
Mercer (CSS)	L, 88-92
South Alabama (CSS)	L, 66-68
UL-Lafayette (CSS)	W, 93-86
Grambling (CSS)	W, 104-60
vs. Detroit (Comcast)	W, 75-72
vs. Oregon (ESPN2)	W, 101-97 (OT)
Georgia Southern (FSS)	W, 93-79
Southern Miss (FSS)	W, 73-69
LSU	W, 85-69
Florida (#14) (CSS)	L, 63-65
Arkansas	W, 71-63
at Mississippi State (FSS)	L, 74-85
Alabama (#14) (CSS)	W, 72-69 (OT)
at Kentucky (#15)	L, 78-90
vs. Tennessee* (#24)	L, 66-73
at Purdue@ (ESPN)	L, 61-79

2001-02

vs. Virginia (#7) (Comcast)	L, 72-77
vs. Marshall (Comcast)	W, 78-60
South Alabama (FSS)	W, 73-58
Arkansas (FSS)	L, 77-83
Alabama (#14) (FSS)	W, 59-56
Kentucky (#8) (ESPN)	L, 62-69
at Tennessee	L, 59-82
Mississippi State (JP)	L, 64-72
at Arkansas (JP)	L, 60-62
at Florida (#8) (JP)	L, 61-89
vs. Florida* (#11)	L, 63-81

2002-03

Georgia State (Comcast)	W, 100-71
SC State (Comcast)	W, 85-65
Rutgers (FSS)	W, 82-70
Alabama (#9) (JP)	W, 77-68
at Kentucky (#8) (FSS)	L, 51-67
at Georgia (#19) (JP)	L, 79-85
at Alabama (PPV)	L, 68-84

at Ole Miss (FSS)	W, 80-75
Florida (#4) (JP)	L, 70-73
at Mississippi State (#21)	L, 45-67
vs. Tennessee* (JP)	W, 66-53
vs. Kentucky* (#2) (JP)	L, 58-78
vs. Saint Joseph's+ (CBS)	W, 65-63
vs. Wake Forest+ (#8) (CBS)	W, 68-62
vs. Syracuse+ (#12) (CBS)	L, 78-79

2003-04

Western Kentucky (FSS)	W, 86-64
Colorado State (FSS)	WA, 84-54
Air Force (Comcast)	W, 68-49
at UNLV (ESPN)	L, 69-82
at Vanderbilt	L, 53-59
South Carolina	L, 51-53 (OT)
at Alabama (FSS)	L, 46-69
at Florida (#17) (CBS)	L, 52-68
at Arkansas	L, 52-74
at Ole Miss (FSS)	L, 68-72
Kentucky (#9)	L, 59-68
Alabama (ESPN)	L, 71-72
at Tennessee (FSS)	L, 69-75
at LSU (Comcast)	W, 78-66
vs. Georgia*	L, 59-73

2004-05

vs. Virginia (#24) (FSN)	L, 87-89
Wofford (CSS)	L, 78-85
at College of Charleston (FSN)	W, 76-61
UNLV (OT) (FSN)	L, 87-91
Belmont (CSS)	W, 73-69
Florida (OT) (Sunshine)	L, 78-84
Ole Miss (FSN)	L, 72-79
at Arkansas	L, 59-95
Tennessee (FSN)	W, 62-59
at Kentucky (#5)	L, 73-81
LSU	L, 64-77
Arkansas	W, 77-64
vs. Vanderbilt*	W, 77-73
vs. LSU*	L, 58-89

2005-06

Gardner-Webb (CSS)	W, 70-43
SE Louisiana (CSS)	W, 66-51
Temple (CSS)	W, 73-42
Winthrop (FSN)	W, 64-62
at Vanderbilt (JP)	L, 50-74
Alabama (JP)	L, 52-56
at Florida (#2) (FSN)	L, 57-69
Kentucky (ESPN)	L, 62-71
Georgia (JP)	W, 66-65
at Mississippi State (FSN)	L, 53-71
at Arkansas (FSN)	L, 64-84
LSU (#25) (FSN)	L, 61-65
at Ole Miss (FSN)	W, 58-54
vs. Vanderbilt*	L, 71-76

2006-07

vs. Oklahoma State (CSTV)	L, 65-66
Pittsburgh (#2) (CSS)	L, 66-74
South Alabama (CSS)	W, 82-71
Texas A&M (#13) (CSS)	L, 58-87
at Southern Miss (CSS)	L, 54-56
Vanderbilt (FSN)	W, 68-65

at Kentucky (LFS)	L, 57-84
at LSU (#13) (LFS)	L, 63-65
Tennessee (#22)	W, 83-80
Alabama (#12) (ESPN)	W, 81-57
Florida (#1) (FSN)	L, 66-91
at Arkansas (LFS)	L, 57-65
at Alabama (#25) (FSN)	W, 86-77
at Ole Miss	L, 79-83
vs. Georgia*	L, 65-80

2007-08

vs. George Washington (SS)	W, 74-70
vs. West Virginia (ESPN2)	L, 59-88
vs. Southern (CSS)	W, 71-63
Alabama A&M (CSS)	W, 67-56
Towson (CSS)	W, 79-59
Texas A&M-Corpus Christi (CSS)	W, 76-58
Xavier (FSN)	L, 57-80
Arkansas (ESPN2)	L, 70-76
at Florida (Raycom)	L, 56-72
Ole Miss (#15) (FSN)	W, 80-77
at Alabama (Raycom)	L, 77-97
at Vanderbilt (#18) (FSN)	L, 71-78
Kentucky (Raycom)	L, 63-66
Mississippi State (FSN)	L, 64-83
at Ole Miss (FSN)	W, 90-78
Alabama (CBS)	W, 88-76
South Carolina (FSN)	L, 63-69
at Arkansas (ESPN Classic)	L, 64-77
vs. Vanderbilt* (#17) (Raycom)	L, 82-93

2008-09

at Xavier (CBSCS)	L, 74-81
at Virginia (FSN)	W, 58-56
Alabama A&M (CSS)	W, 82-40
Southeastern La. (CSS)	W, 77-65
Tulane (CSS)	W, 78-53
Florida (Raycom)	L, 65-68
at Kentucky (Raycom)	L, 64-73
at Arkansas (Raycom)	W, 73-51
Tennessee (Raycom)	W, 78-77
Mississippi State (FSN)	W, 91-76
at Mississippi State (FSN)	W, 76-58
at Alabama (ESPN)	W, 77-73
LSU (#11) (Raycom)	W, 69-53
vs. Florida* (Raycom)	W, 61-58
vs. Tennessee* (Raycom/ESPN)	L, 85-94
Baylor@ (ESPN)	L, 72-74

2009-10

Virginia (CSS)	W, 68-67
at Florida State (FSN)	L, 72-76
Sam Houston State (CSS)	L, 89-107
South Carolina (SECN)	L, 71-80
at Tennessee (ESPN2)	L, 55-81
Kentucky (SECN)	L, 67-72
at LSU (SECN)	W, 84-80
at Vanderbilt (SECN)	L, 74-82
Ole Miss (ESPNU)	L, 74-84
Alabama (SECN)	W, 58-57
at Arkansas (SECN)	L, 79-82 (OT)
Georgia (CSS)	W, 82-63
at Mississippi State (FSN)	L, 75-85 (OT)
at Florida (ESPN)	L, 70-78
Arkansas (FSN)	W, 92-83

at Ole Miss (SECN)	L, 75-85
LSU (FSN)	W, 74-59
Mississippi State (SECN)	W, 89-80
at Alabama (SECN)	L, 61-73
vs. Florida* (SECN)	L, 69-78

2010-11

MTSU (CSS)	W, 68-66
vs. Rutgers (ESPN2)	L, 54-63
at South Florida (ESPNU)	L, 49-61
Florida State (FSN)	W, 65-60
LSU (FSN)	L, 55-62
at Kentucky (#13) (ESPNU)	L, 54-78
at Mississippi State (FSN)	L, 66-85
Florida (ESPN)	L, 40-45
Alabama (CSS)	L, 58-68
at Arkansas (ESPNU)	L, 64-73
at South Carolina (SECN)	W, 79-64
Tennessee (ESPN2)	L, 56-69
at Georgia (SECN)	L, 72-81 (OT)
Mississippi State (FSN)	W, 65-62
at Ole Miss (SECN)	L, 59-90
Vanderbilt (#18) (SECN)	L, 60-77
at Alabama (SECN)	L, 49-51
Arkansas (SECN)	L, 55-57
Ole Miss (SECN)	W, 76-73
at LSU (FSN)	W, 60-51
Georgia* (SECN)	L, 51-69

2011-12

at Seton Hall (ESPNU)	L, 59-81
South Florida (CSS)	W, 52-40
at Hawaii (ESPNU)	W, 65-62
vs. Long Beach State (ESPN2)	L, 43-64
vs. UTEP (ESPN2)	L, 76-83
Georgia Southern (CSS)	W, 78-75
at Vanderbilt (SECN)	L, 35-65
Kentucky (#2) (SECN)	L, 53-68
Ole Miss (SECN)	W, 69-68 (2OT)
at LSU (ESPNU)	L, 58-65 (OT)
South Carolina (SECN)	W, 63-52
at Arkansas (CSS)	L, 53-56
at Tennessee (ESPN2)	L, 49-64
Georgia (SECN)	W, 59-51
at Mississippi State (#19) (SECN)	L, 88-91
Alabama (ESPNU)	L, 50-68
at Ole Miss (FSN)	L, 54-61
Mississippi State (#23) (FSN)	W, 65-55
at Florida (#11) (ESPNU)	L, 47-63
Arkansas (SECN)	L, 71-77
at Alabama (SECN)	L, 49-55
LSU (CBS)	W, 67-52
Ole Miss* (SECN)	L, 54-68

2012-13

vs. Murray State (ESPN3)	L, 59-79
at College of Charleston (ESPN3)	W, 55-51
vs. Dayton (ESPN3)	L, 63-73
at Boston College (ESPN3)	L, 49-50
DePaul (ESPNU)	L, 76-80
Winthrop (CSS)	L, 67-74
vs. Illinois (#12) (BTN)	L, 79-81
Florida State (FSN)	W, 78-72
LSU (CSS)	W, 68-63
at South Carolina (SECN)	W, 74-71

at Arkansas (SECN) L, 80-88 (2OT)
 Kentucky (ESPNU) L, 53-75
 at Vanderbilt (ESPN3) L, 61-73
 Ole Miss (#23) (FSN) L, 61-63
 at Georgia (CSS) L, 49-57
 at Missouri (#17) (SECN) L, 77-91
 Alabama (SECN) W, 49-37
 at Kentucky (SECN) L, 62-72
 Arkansas (CSS) L, 75-83
 Florida (#7)(SECN) L, 52-83
 Texas A&M (ESPN3) L, 56-65
 at Ole Miss (FSN) L, 55-88
 at Alabama (ESPNU) L, 43-61
 Vanderbilt (ESPN2) L, 55-62
 Tennessee (CSS) L, 75-82
 at Mississippi State (FSN) L, 71-74 (OT)
 vs. Texas A&M* (SECN) L, 62-71

2013-14

at Iowa State (ESPNU) L, 70-99
 vs. Iowa (FSN) L, 62-81
 Clemson (FSN) W, 66-64
 Boston College (CSS) W, 77-67
 Arkansas-Pine Bluff (CSS) W, 91-59
 at Ole Miss (ESPN2) L, 62-65
 Missouri (ESPNU) L, 68-70
 at Tennessee (CSS) L, 67-78
 Florida (SEC-TV) L, 61-68
 at Mississippi State (ESPN3) L, 74-82
 at Arkansas (FSN) L, 67-86
 Alabama (ESPN3) W, 74-55
 Georgia (SEC-TV) W, 74-67
 at South Carolina (ESPN3) W, 79-74
 at LSU (SEC-TV) L, 80-87
 Kentucky (SEC-TV) L, 56-64
 Mississippi State (SEC-TV) W, 92-82
 Florida (FSN) L, 66-71
 Vanderbilt (FSN) L, 59-67
 South Carolina (FSN) W, 83-67
 at Alabama (ESPNU) L, 57-73
 Tennessee (SEC-TV) L, 54-82
 at Texas A&M (SEC-TV) W, 69-64
 vs. South Carolina* (SEC-TV) L, 56-74

2014-15

Milwaukee (ESPNU) W, 83-73
 at Colorado (ESPN2) L, 59-90
 Louisiana (FSN) W, 105-80
 vs. Tulsa (ESPNU) L, 35-53
 vs. Oregon State (ESPN3) W, 71-69
 at Texas Tech (SECN) L, 44-46
 Coastal Carolina (FSN) L, 54-58
 at Clemson (ESPN3) L, 61-72
 Winthrop (SECN) W, 80-62
 Xavier (SECN) W, 89-82 (2OT)
 Texas Southern (SECN+) W, 61-60
 MTSU (SECN) W, 64-48
 North Alabama (SECN) W, 82-61
 at Vanderbilt (ESPNU) L, 52-64
 Missouri (SECN) W, 85-79
 at Florida (ESPN2) L, 55-75
 South Carolina (SECN) W, 71-68
 Mississippi State (SECN) L, 71-78
 at Alabama (SECN) L, 55-57
 Texas A&M (SECN) L, 61-71

at Tennessee (ESPN2) L, 63-71
 at LSU (ESPN2) W, 81-77
 Ole Miss (SECN) L, 79-86
 Arkansas (#23) (ESPNU) L, 87-101
 at Georgia (FSS) W, 69-68
 Alabama (ESPNU) L, 68-79
 at Kentucky (#1) (ESPN) L, 75-110
 LSU (ESPNU) L, 61-84
 at Texas A&M (SECN) L, 55-80
 at Missouri (SECN) L, 61-63
 Georgia (SECN) L, 61-64
 vs. Mississippi State* (SECN) W, 74-68
 vs. Texas A&M* (SECN) W, 66-59
 vs. LSU* (SECN) W, 73-70 (OT)
 vs. Kentucky* (#1) (ESPN) L, 67-91

2015-16

UAB (SECN+) W, 75-74
 Colorado (ESPN) L, 84-91
 Georgia Southern (SECN+) W, 92-62
 Northwestern State (SECN) W, 119-81
 at Coastal Carolina (BigSouthNet) W, 81-78
 at MTSU (MTSU) L, 81-88 (OT)
 Mercer (SECN) W, 78-71
 at Xavier (#10) (FS1) L, 61-85
 vs. New Mexico (ESPNU) W, 83-78
 vs. Harvard (ESPNU) L, 51-69
 at Hawai'i (ESPN2) L, 67-79
 Tennessee (CBS) W, 83-77
 South Carolina (SECN) L, 69-81
 at Missouri (ESPN2) L, 61-76
 at Vanderbilt (ESPNU) L, 57-75
 Kentucky (#13) (ESPN) W, 75-70
 Alabama (SECN) W, 83-77
 at Florida (SECN) L, 63-95
 at Ole Miss (SECN) L, 63-80
 Oklahoma State (ESPN2) L, 63-74
 LSU (SECN) L, 68-80
 at Georgia (SECN) L, 55-65
 at Tennessee (SECN) L, 45-71
 Vanderbilt (ESPN2) L, 57-86
 at Arkansas (SECN) W, 90-86
 Ole Miss (SECN) L, 59-69
 Georgia (SECN) W, 84-81
 at Alabama (SECN) L, 57-65
 Texas A&M (#18) (ESPNU) L, 63-81
 at Mississippi State (SECN) L, 66-79
 vs. Tennessee* (SECN) L, 59-97

2016-17

North Florida (SECN+) W, 83-66
 Georgia State (SECN) W, 83-65
 Eastern Kentucky (SECN) W, 85-64
 vs. Texas Tech (CBSSN) W, 67-65
 vs. Purdue (#17) (CBSSN) L, 71-96
 USC Upstate (SECN+) W, 90-83
 at UAB (beIN) W, 74-70
 vs. Boston College (FS1) L, 71-72
 Coastal Carolina (SECN) W, 117-72
 Mercer (SECN) W, 76-74
 vs. Oklahoma (CBSSN) W, 74-70
 at UConn (ESPN2) W, 70-67 (OT)
 Georgia (ESPNU) L, 84-96
 at Vanderbilt (SECN) L, 61-80
 Ole Miss (SECN) L, 85-88

at Missouri (SECN) W, 77-72
 at Kentucky (#6) (ESPN) L, 72-92
 LSU (SECN) W, 78-74
 Alabama (ESPN2) W, 84-64
 at South Carolina (#23) (SECN) L, 69-98
 at TCU (ESPNU) W, 88-80
 Tennessee (SECN) L, 77-87
 at Alabama (SECN) W, 82-77
 Mississippi State (ESPNU) W, 98-92
 at Ole Miss (SECN) L, 84-90
 Florida (#13) (SECN) L, 95-114
 at Texas A&M (ESPNU) L, 62-81
 at LSU (SECN) W, 98-75
 Arkansas (SECN) L, 68-79
 at Georgia (SECN) L, 78-79
 Missouri (SECN) W, 89-78
 vs. Missouri* (SECN) L, 83-86 (OT)

2017-18

vs. Indiana State (ESPNU) W, 83-64
 vs. Temple (ESPN2) L, 74-88
 vs. Hofstra (ESPNU) W, 89-78
 Winthrop (SECN) W, 119-85
 at Dayton (CBS Sports) W, 73-60
 UAB (SECN) W, 85-80
 vs. MTSU (SECN) W, 76-70
 UConn (ESPN2) W, 89-64
 Cornell (SECN) W, 98-77
 at Tennessee (#23) (ESPNU) W, 94-84
 Arkansas (#22) (ESPNU) W, 88-77
 Ole Miss (ESPNU) W, 85-70
 at Mississippi State (SECN) W, 76-68
 at Alabama (SECN) L, 71-76
 Georgia (SECN) W, 79-65
 at Missouri (SECN) W, 91-73
 LSU (SECN) W, 95-70
 at Ole Miss (SECN) W, 79-70
 Vanderbilt (SECN) W, 93-81
 Texas A&M (ESPN2) L, 80-81
 at Georgia (SECN) W, 78-61
 Kentucky (ESPN2) W, 76-66
 at South Carolina (SECN) L, 75-84
 Alabama (SECN) W, 90-71
 at Florida (SECN) L, 66-72
 at Arkansas (SECN) L, 82-91
 South Carolina (SECN) W, 79-70
 vs. Alabama* (ESPN) L, 63-81
 vs. College of Charleston+ (truTV) W, 62-58
 vs. Clemson (#20)+ (TBS) L, 53-84

2018-19

South Alabama (SECN) W, 101-58
 Washington (#25) (SECN) W, 88-66
 vs. Xavier (ESPN2) W, 88-79 (OT)
 vs. Duke (#1) (ESPN) L, 72-78
 vs. Arizona (ESPN2) W, 73-57
 UNC Asheville (SECN) W, 67-41
 Dayton (SECN) W, 82-72
 vs. UAB (CBSSN) W, 75-71 (OT)
 at NC State (ESPN2) L, 71-78
 Murray State (SECN) W, 93-88
 at Ole Miss (ESPN2) L, 67-82
 Georgia (ESPN2) W, 93-78
 at Texas A&M (ESPNU) W, 85-66
 Kentucky (#12) (ESPN) L, 80-82

at South Carolina (SECN)	L, 77-80
at Mississippi State (#22) (SECN)	L, 84-92
Missouri (SECN)	W, 92-58
Alabama (ESPN2)	W, 84-63
Florida (ESPNU)	W, 76-62
at LSU (#21) (ESPN2)	L, 78-83
Ole Miss (SECN)	L, 55-60
at Vanderbilt (ESPNU)	W, 64-53
Arkansas (SECN)	W, 79-56
at Kentucky (#4) (CBS)	L, 53-80
at Georgia (ESPNU)	W, 78-75
Mississippi State (ESPNU)	W, 80-75
at Alabama (ESPNU)	W, 66-60
Tennessee (#5) (ESPN)	W, 84-80
vs. Missouri* (SECN)	W, 81-71
vs. South Carolina* (ESPN)	W, 73-64
vs. Florida* (ESPN)	W, 65-62
vs. Tennessee* (#8) (ESPN)	W, 84-64
vs. New Mexico State+ (TNT)	W, 78-77
vs. Kansas+ (#17) (TBS)	W, 89-75
vs. North Carolina+ (#3) (TBS)	W, 97-80
vs. Kentucky+ (#7) (CBS)	W, 77-71 (OT)
vs. Virginia+ (#2) (CBS)	L, 62-63

2019-20

Georgia Southern (SECN)	W, 83-74
vs. Davidson (CBSSN)	W, 76-66
at South Alabama (ESPN+)	W, 70-69
CSUN (SECN)	W, 116-70
Colgate (SECN)	W, 91-62
vs. New Mexico (ESPNEWS)	W, 84-59
vs. Richmond (ESPN2)	W, 79-65
Furman (SECN)	W, 81-78 (OT)
vs. Saint Louis (ESPN2)	W, 67-61
NC State (ESPN2)	W, 79-73
Lehigh (SECN)	W, 74-51
Lipscomb (SECN)	W, 86-59
at Mississippi State (SECN)	W, 80-68
Vanderbilt (SECN)	W, 83-79
Georgia (ESPNEWS)	W, 82-60
at Alabama (ESPN2)	L, 64-83
at Florida (CBS)	L, 47-69
South Carolina (ESPNU)	W, 80-67
Iowa State (ESPNU)	W, 80-76
at Ole Miss (ESPNU)	W, 83-82 (2OT)
Kentucky (ESPN) (#13)	W, 75-66
at Arkansas (SECN)	W, 79-76 (OT)
LSU (ESPN) (#18)	W, 91-90 (OT)
Alabama (ESPN2)	W, 95-91 (OT)
at Missouri (ESPN2)	L, 73-85
at Georgia (ESPN2)	L, 55-65
Tennessee (CBS)	W, 73-66
Ole Miss (SECN)	W, 67-58
at Kentucky (CBS) (#8)	L, 66-73
Texas A&M (ESPN2)	L, 75-78
at Tennessee (ESPN2)	W, 85-63

2020-21

vs. Saint Joseph's (FS1)	W, 96-91 (OT)
vs. Gonzaga (#1) (FOX)	L, 67-90
at UCF (ESPN+)	L, 55-63
South Alabama (SECN)	W, 90-81
vs. Memphis (ESPNU)	W, 74-71
Texas Southern (SECN+)	W, 80-63
Troy (SECN)	W, 77-41
Appalachian State (SECN)	W, 67-53
Arkansas (ESPN2)	L, 85-97
at Texas A&M (SECN)	L, 66-68
at Ole Miss (SECN)	L, 61-72
Alabama (ESPN2)	L, 90-94
at Georgia (SECN)	W, 95-77
Kentucky (ESPN)	W, 66-59
at Arkansas (SECN)	L, 73-75
at South Carolina (ESPN2)	W, 109-85
Missouri (#12) (ESPN2)	W, 88-82
at Baylor (#2) (ESPN)	L, 72-84
Georgia (SECN)	L, 86-91
Ole Miss (ESPN2)	L, 84-86 (OT)
at Vanderbilt (SECN)	W, 73-67
Kentucky (CBS)	L, 80-82
at LSU (ESPN)	L, 80-104
Florida (ESPN)	L, 57-74
Tennessee (#25) (ESPN)	W, 77-72
Alabama (#8) (ESPN2)	L, 58-70
Mississippi State (SECN)	W, 78-71

2021-22

Morehead State (SEC Network+)	W, 77-54
ULM (SEC Network+)	W, 93-65
at USF (ESPN+)	W, 58-52
vs. UConn (ESPN) (#22)	L, 109-115 (2OT)
vs. Loyola Chicago (ESPN2)	W, 62-53
vs. Syracuse (ESPN2)	W, 89-68
UCF (SEC Network+)	W, 85-68
Yale (ESPNU)	W, 86-64
vs. Nebraska (ESPN2)	W, 99-68
North Alabama (SEC Network)	W, 70-44
at Saint Louis (CBSSN)	W, 74-70
Murray State (SEC Network)	W, 71-58
LSU (ESPN2) (#16)	W, 70-55
at South Carolina (SEC Network)	W, 81-66
Florida (ESPN2)	W, 85-73
at Alabama (ESPN) (#24)	W, 81-77
at Ole Miss (SEC Network)	W, 80-71
Georgia (ESPNU)	W, 83-60
Kentucky (CBS) (#12)	W, 80-71
at Missouri (SEC Network)	W, 55-54
Oklahoma (ESPN)	W, 86-68
Alabama (ESPN)	W, 100-81
at Georgia (SEC Network)	W, 74-72
at Arkansas (ESPN2)	L, 76-80
Texas A&M (ESPN)	W, 75-58
Vanderbilt (SEC Network)	W, 94-80
at Florida (ESPN)	L, 62-63
Ole Miss (SEC Network)	W, 77-64
at Tennessee (ESPN) (#17)	L, 62-67
at Miss. State (SEC Network)	W, 81-68 (OT)
South Carolina (SEC Network)	W, 82-71
vs. Texas A&M* (ESPN)	L, 62-67
vs. Jacksonville State+ (truTV)	W, 80-61
vs. Miami (Fla.)+ (truTV)	L, 61-79

TELEVISION SUMMARY

Total TV Games: 742 (382-360, .515)
Home Games: 337 (219-118, .650)
Away Games: 256 (79-177, .309)
Neutral Games: 149 (76-73, .510)

ABC: 3 (1-2, .333)
BeIN: 1 (1-0, 1.000)
Big Ten Network: 1 (0-1, .000)
CBS: 35 (17-18, .486)
CBSCS/CSTV/CBSSN: 9 (6-3, .667)
College Sports SE: 18 (18-0, 1.000)
Comcast (CSS): 39 (26-13, .667)
NBC: 6 (2-4, .333)
ESPN: 71 (31-40, .437)
ESPN2: 53 (22-31, .415)
ESPN3/+: 16 (9-7, .563)
ESPNEWS: 2 (2-0, 1.000)
ESPNU: 46 (22-24, .478)
ESPN Classic: 1 (0-1, .000)
FOX: 1 (0-1, .000)
FS1: 3 (1-2, .333)
FSN South: 74 (41-33, .554)
Independent: 14 (8-6, .571)
SEC Network: 117 (74-43, .632)
SEC Network+: 4 (4-0, 1.000)
SportsChannel: 2 (1-1, .500)
SportsSouth: 1 (1-0, 1.000)
Sunshine Network: 2 (0-2, .000)
TBS: 3 (2-1, .667)
TNT: 1 (1-0, 1.000)
truTV: 3 (2-1, .667)
USA: 8 (5-3, .625)
WTBS: 4 (3-1, .750)

* SEC Tournament
+ NCAA Tournament
@ National Invitation Tournament
(National Rankings in parenthesis)

ALL-AMERICANS

1931-32

Jack Stewart College Humor Magazine (Second Team)

1958-59

Rex Frederick Helms Athletic Foundation (Second Team)

1959-60

Henry Hart Helms Athletic Foundation (Second Team)

1965-66

Lee DeFore Helms Athletic Foundation (36-man roster)

1969-70

John Mengelt Helms Athletic Foundation (36-man roster)

1970-71

John Mengelt Helms Athletic Foundation (36-man roster)

1977-78

Mike Mitchell Converse Yearbook (Second Team)

1983-84

Charles Barkley Basketball Times (Second Team)
National Association of Basketball Coaches (Third Team)

1984-85

Chuck Person The Sporting News (Second team)
McGregor (Third Team)

1985-86

Chuck Person Basketball Weekly (Second Team)
National Association of Basketball Coaches (Third Team)

1993-94

Wesley Person Associated Press (Honorable Mention)
United States Basketball Writers Association (Honorable Mention)

1998-99

Chris Porter John Wooden Award (First Team)
Basketball Times (First Team)
College Hoops Insider (First Team)
Associated Press (Second Team)
United States Basketball Writers Association (Second Team)

Doc Robinson College Hoops Insider (First Team)
Associated Press (Honorable Mention)

2021-22

Jabari Smith Associated Press (Second Team)
NABC Division I (Second Team)
USBWA Division I (Second Team)
The Sporting News (Second Team)
Sports Illustrated (First Team)
Walker Kessler Associated Press (Third Team)
USBWA Division I (Third Team)
Sports Illustrated (Third Team)

#WAREAGLE



Charles Barkley



Lee DeFore



Rex Frederick




Henry Hart




Walker Kessler



John Mengelt



Mike Mitchell



Chuck Person



Wesley Person




Chris Porter



Doc Robinson



Jabari Smith



Jack Stewart

2022-23 AUBURN MEN'S BASKETBALL

ALL-SEC


WAREAGLE

Year	Player	AP	+UPI	*Coaches
1950	Don Lanford, G	2	—	—
	Bill Lynn, F	3	—	—
1951	Don Lanford, G	3	—	—
1954	Bob Miller, F	3	—	—
1955	Bill Kirkpatrick, G	2	1	—
1956	Jim O'Donnell, G	3	—	—
1957	Rex Frederick, C	3	—	—
1958	Rex Frederick, F	1	—	1
	Jimmy Lee, G	3	—	—
1959	Rex Frederick, F	1	—	1
	Jimmy Lee, F	2	—	—
	Henry Hart, G	2	—	—
1960	Henry Hart, F	1	—	1
	David Vaughn, C	3	—	—
1961	Jim Fibbe, F	2	—	1
1926	Layton Johns, C	2	—	1
	Billy Tinker, F	3	—	—
1963	Layton Johns, F	1	—	1
	John Blackwell, G	3	—	—
1964	Lee DeFore, C	3	—	—
1965	Joe Newton, G	1	2	1
	Freddie Guy, F	3	—	—
	Lee DeFore, F	—	3	—
1966	Lee DeFore, C	3	—	—
1967	Alex Howell, G	—	3	—
	Bobby Buisson, G	—	—	1
1968	Wally Tinker, F	—	3	—
1969	John Mengelt, G	2	2	1
	Wally Tinker, F	3	—	1
1970	John Mengelt, G	1	1	1
	Bill Alexander, F	3	—	—
1971	John Mengelt, G	1	1	1
1972	Henry Harris, G	3	—	—
1973	Gary England, G	3	—	—
1974	Eddie Johnson, G	2	2	1
1975	Eddie Johnson, G	2	2	1
	Mike Mitchell, F	3	3	—
1976	Eddie Johnson, G	1	1	1
	Mike Mitchell, F	2	2	1
1977	Mike Mitchell, F	2	2	1
	Eddie Johnson, G	3	3	—
1978	Mike Mitchell, F	1	1	1
	Stan Pietkiewicz, F	2	2	—
1979	Bobby Cattage, C	—	3	—
1982	Charles Barkley, C	2	2	—
	Odell Mosteller, G	—	2	—
1983	Charles Barkley, C	2	2	1
	Darrell Lockhart, F	3	—	—
1984	Charles Barkley, C	1	1	1
	Chuck Person, F	1	1	1
1985	Chuck Person, F	1	1	1
1986	Chuck Person, F	1	1	1
1987	Jeff Moore, C	2	1	1
	Chris Morris, F	2	3	—
	Frank Ford, G	3	—	—
1988	Chris Morris, F	1	1	1
	Jeff Moore, C	—	3	—
1989	Keenan Carpenter, G	2	3	—
1990	Ronnie Battle, G	3	—	1
	Derrick Dennison, F	—	3	—
1991	Ronnie Battle, G	2	3	—
1992	Wesley Person, F	3	—	—
1993	Wesley Person, F/G	2	—	1
	Ronnie Battle, G	—	—	1
	Aaron Swinson, C	3	—	2

2022-23 AUBURN MEN'S BASKETBALL

Year	Player	AP	+UPI	*Coaches
1994	Wesley Person, G/F	1	—	1
	Aaron Swinson, F/C	2	—	1
1995	Moochie Norris, G	3	—	3
1996	Wes Flanigan, G	3	—	3
	Lance Weems, G	—	—	3
1997	Pat Burke, C	Hon. Mention	—	—
1998	Bryant Smith, F	Hon. Mention	—	—
1999	Chris Porter, F	1	—	1
	Doc Robinson, G	1	—	1
	Bryant Smith, F	2	—	2
	Mamadou N'diaye, C	3	—	—
2000	Doc Robinson, G	1	—	2
	Chris Peorter, F	2	—	2
2001	Jamison Brewer, G	3	—	—
	Marquis Daniels, F	3	—	3
	Adam Harrington, G	—	—	3
2003	Marquis Daniels, F	2	—	2
2004	Marco Killingsworth, F	3	—	2
2005	Toney Douglas, G	3	—	3
2009	Korvotney Barber, F	2	—	2
2013	Chris Denson, G	Hon. Mention	—	2
2015	KT Harrell, G	2	—	2
2018	Bryce Brown, G	1	—	2
2018	Jared Harper, G	2	—	2
2018	Mustapha Heron, G	2	—	—
2019	Bryce Brown, G	—	—	2
2019	Jared Harper, G	2	—	2
2020	Samir Doughty, G	2	—	1
2020	Isaac Okoro, F	—	—	2
2022	Jabari Smith, F	1	—	1
2022	Walker Kessler, F/C	1	—	1

* 10-player squad until a 5-member squad in 1993-94
+ Discontinued after the 1990-91 season



Rex Frederick became the first Auburn player to earn All-SEC First Team honors in 1957-58, after averaging 16.1 points and 14.8 rebounds per game.

HONORS AND AWARDS

NATIONAL COACH OF THE YEAR

Head coach Cliff Ellis is the only Auburn Basketball coach to be named National Coach of the Year. Ellis won six different National Coach of the Year awards following the 1998-99 season, when the Tigers went 29-4, won the SEC Championship and finished the season ranked No. 4 in the nation by the Associated Press.

1999 Cliff Ellis (Associated Press)
(John & Nellie Wooden Award)
(United States Basketball Writers Association)
(Sports Illustrated)
(The Sporting News)
(Basketball News)

SEC COACH OF THE YEAR

Southeastern Conference Coach of the Year awards have been presented since 1960 by the Associated Press, since 1999 by the SEC Coaches, from 1964-98 by the Knoxville News-Sentinel, from 1965-91 by United Press International and from 1974-90 by the Birmingham Tip-Off Club (Rupp Cup).

Since those awards have been presented, six Auburn coaches have been the recipients:

1960 Joel Eaves (AP)
1975 Bob Davis (UPI)
1984 Sonny Smith (AP, UPI, Knoxville News-Sentinel/
Birmingham Tip-Off Club)
1988 Sonny Smith (Knoxville News-Sentinel/
Birmingham Tip-Off Club)
1990 Tommy Joe Eagles (Knoxville News-Sentinel/
Birmingham Tip-Off Club)
1995 Cliff Ellis (Anniston Star)
1999 Cliff Ellis (Associated Press/SEC Coaches/
The Birmingham News)
2022 Bruce Pearl (Associated Press/SEC Coaches)

SEC PLAYER OF THE YEAR

Southeastern Conference Player of the Year awards have been presented since 1965 by both the Associated Press and United Press International (until 1991) and then by the SEC Coaches.

Two Auburn players have received that honor:

1984 C, Charles Barkley (AP and UPI)
1999 F, Chris Porter (AP and SEC Coaches)

NATIONAL DEFENSIVE PLAYER OF THE YEAR

The Naismith College Defensive Player of the Year Award is an annual basketball award given to the most outstanding defensive player in men's college basketball. It has been awarded by the Atlanta Tipoff Club since 2018. It is named in honor of James Naismith, who invented the game of basketball. In addition, The NABC Defensive Player of the Year is an award given annually by the National Association of Basketball Coaches to recognize the top defensive player in college basketball. The award has been given since 1987 and was previously known as the Henry Iba Corinthian Award, named after Hall of Fame coach Henry Iba, who coached at Oklahoma State University from 1934 to 1970.

2022 F/C, Walker Kessler (Naismith and NABC)

NATIONAL FRESHMAN OF THE YEAR

The USBWA National Freshman of the Year, renamed the Wayman Tisdale Award in 2010, is an annual basketball award given to college basketball's most outstanding freshman male player by the United States Basketball Writers Association, an association of college basketball journalists. The award was first given following the 1988-89 season and renamed after the late Wayman Tisdale, who in 1983 was named a first-team All-American as a freshman at the University of Oklahoma. In addition, NABC Freshman of the Year is an annual college basketball award presented by adidas to the most outstanding freshman player through the National Association of Basketball Coaches. The award was first given following the 2016-17 season.

2022 F, Jabari Smith (USBWA and NABC)

SEC FRESHMAN OF THE YEAR

Southeastern Conference Freshman of the Year awards have been presented since 1965 by both the Associated Press and United Press International (until 1991) and then by the SEC Coaches. One Auburn player has won the award:

2022 F, Jabari Smith (SEC Coaches)

ALL-TIME SEC TEAM

In 1974, the Orlando Sentinel published an All-Time SEC Team as selected by a special panel of sportswriters.

One Auburn player was named to that all-time squad:

G, John Mengelt (Third Team)

TEAM OF THE DECADE

In 1989, the Birmingham Post-Herald and Jackson Clarion-Ledger published a Southeastern Conference Team of the Decade. The Birmingham Post-Herald lineup was selected by a special panel of sportswriters, sportscasters and officials while the Jackson Clarion-Ledger polled the current league coaches.

Two Auburn players were named to the SEC team of the 1980s (first-team selections) by both newspapers:

F, Chuck Person, C, Charles Barkley

Charles Barkley was also honored as the SEC Player of the Decade by the Birmingham Post-Herald.

SEC ALL-TOURNAMENT TEAMS

From 1933 through 1952, players named to the all-tournament team at the Southeastern Conference Tournament served as the All-SEC squad (a first and second team). The Associated Press began selecting a regular-season All-SEC squad in 1949. In 1956, the league coaches began selecting a 10-man All-SEC roster and United Press International started its all-conference picks in 1965. When the conference tournament resumed in 1979, members of the working press once again began selecting an all-tournament squad in addition to a tourney MVP.

Auburn has received 12 all-tournament honors and three of them have been named MVP:

1942 G, Shag Hawkins (First Team)

1984	C, Charles Barkley (MVP), F, Chuck Person
1985	F, Chuck Person (MVP)
2000	G, Doc Robinson, C, Mamadou N'diaye, F, Mack McGadney
2009	F, Korvotney Barber
2015	G, KT Harrell
2019	G, Bryce Brown (MVP), G, Jared Harper, F, Chuma Okeke

NAISMITH MEMORIAL BASKETBALL HALL OF FAME

Auburn All-American Charles Barkley became the first player from the state of Alabama to be inducted into the Naismith Memorial Basketball Hall of Fame during Enshrinement ceremonies Sept. 8, 2006, in Springfield, Mass.

Joining Barkley in the Class of 2006 were Dominique Wilkins, Joe Dumars, Geno Auriemma, David Gavitt and Sandro Gambo.

One Auburn player has been named to the Basketball Hall of Fame:

2006	Charles Barkley
------	-----------------

ALABAMA SPORTS HALL OF FAME

Each fall, the Alabama Sports Hall of Fame, consisting of voters across the state of Alabama, chooses inductees. Eight Auburn basketball Tigers have been inducted into the Hall of Fame, most recently former coach Sonny Smith in 2007. Former Athletic Director Jeff Beard and legendary Coach Joel Eaves were the first Tigers inducted in 1974 and 1978, respectively. Located in the Birmingham-Jefferson County Civic Center complex, the Hall houses many of the state's past and present heroes.

Here is a list of Auburn's Alabama Sports Hall of Fame members:

1974	Athletic Director Jeff Beard
1978	Coach Joel Eaves
1995	John Mengelt
2001	Charles Barkley
2003	Rex Frederick
2005	Chuck Person
2005	Jim Fyffe, announcer
2007	Sonny Smith
2011	Henry Hart
2017	Lee DeFore

HALL OF HONOR

Nine former Tiger players and a friend of the University have been inducted into the Auburn Hall of Honor:

C, Bill Alexander, 1968-70
C, Frank DuBose, 1927-29
G, Joel Eaves, 1935-37, (Head Coach from 1949-63)
F/C, Jimmy Fibbe, 1964-66
C/F, Rex Frederick, 1957-59
G, Henry Hart, 1957-59
G, Shag Hawkins, 1940-42
G, John Mengelt, 1969-71
C, Jack Stewart, 1930-32
Roy B. Sewell, lifetime supporter

ESPN SILVER ANNIVERSARY ALL-SEC TEAM

Auburn All-American Chuck Person was named to ESPN's "Silver Anniversary All-SEC team," featuring the top five players from the Southeastern Conference over 25 seasons from 1979-80 to 2003-04. It was done as part of ESPN's 25th-anniversary celebration. The team was compiled through a vote of a seven-member panel of media and conference representatives. The five man team consists of F, Chuck Person (Auburn), F, Jamal Mashburn (Kentucky), C, Shaquille O'Neal (LSU), G, Chris Jackson (LSU) and G, Allan Houston (Tennessee).

USBWA MOST COURAGEOUS AWARD

Wes Flanigan was presented the United States Basketball Writers' "Most Courageous Award" at the 1997 NCAA Final Four in Indianapolis. Flanigan, an All-SEC point guard as a junior at Auburn in 1995-96 season, was diagnosed with bone cancer and underwent successful four-hour surgery in May 1996 before his senior season. He returned to the court five months later and ended up leading the 1996-97 Tigers in scoring (11.0) and assists (4.5). Flanigan's story was featured on CBS, ESPN, CNN, FOX SportsSouth, Intersport Television, Atlanta Journal-Constitution, Memphis Commercial Appeal, Louisville Courier-Journal, Arkansas-Democrat Gazette, The State (Columbia, S.C.), every major newspaper in the state of Alabama among others. In fact, Tommy Hicks, a columnist for The Mobile Press-Register, won the Alabama Sports Writers Association's "Herby Kirby Award" in 1997 for the top sports article among Alabama newspapers.

ACADEMIC ALL-AMERICA TEAM

The Academic All-America Team has been selected by the College Sports Information Directors of America (CoSIDA now renamed College Sports Communicators), honoring outstanding academic and athletic achievement by student-athletes throughout the landscape of college sports since 1952.

1976	F, Gary Redding (Third Team)
1984	F, Mark Cahill (Honorable Mention)

ACADEMIC ALL-SEC

Academic All-SEC awards have been presented since 1962. The following qualifications were established in 1978: (1) maintain a "B" average for college career; (2) be in residence a full academic year; (3) be either a starter or top substitute. In 1984, the SEC Academic Honor Roll was established with the following guidelines: (1) have at least a 3.0 grade-point average (on 4.0 scale) for either the past year or for academic career; (2) be at least a sophomore in class standing (freshman redshirts are eligible and transfers must have attended current institution for at least one year); (3) have 24 semester or 36 quarter hours toward a degree; (4) receive a letter for that season.

Auburn players have earned 69 Academic All-SEC honors:

1962	F, Bill Ross (First Team)
1965	F, Freddie Guy (First Team)
1966	C, Randall Walker (Second Team)
1969	F, Tom Perry (First Team)
1970	G, John Mengelt (First Team), F, Bill Alexander (Second Team)
1971	G, John Mengelt (First Team)
1974	F, Gary Redding (Second Team)
1975	F, Gary Redding (First Team)
1976	F, Gary Redding (First Team)
1983	F, Mark Cahill
1984	F, Mark Cahill
1995	F, Franklin Williams
1999	G, Daymeon Fishback, G, Scott Pohlman
2000	F, Abe Smith
2002	F, Mack McGadney
2003	G, Derrick Bird
2004	G, Lewis Monroe, G Danny Wicke
2005	G, Brett Howell
2006	G, Brett Howell
2007	G, Drew Smith
2008	G, Drew Smith, G Ryan Brooks
2009	G, Drew Smith
2010	G, Josh Wallace, G, Dylan Spencer
2012	G, Josh Wallace, G, Dylan Spencer, F, Bernard Morena
2017	F, Cole Blackstock, G, Ronnie Johnson, G, Patrick Keim, G, Tahj Shamsid-Deen, F, LaRon Smith, G, Cole Stockton, F, Trey Tate
2018	F, Thomas Collier, G, Brett Easterling, G, Patrick Keim, G, Will Macoy, F, Anfernee McLemore, G, Davion Mitchell, G, Devontae Williams
2019	F, Cole Blackstock, F, Thomas Collier, G, Brett Easterling, G, Will Macoy, G, Devontae Williams

2020	F, Thomas Collier, G, Will Macoy, F, Anfernee McLemore
2021	C, Babatunde Akingbola, G, Liore Berman, G, Devan Cambridge G, Jamal Johnson, G, Chandler Leopard, G, Chase Maasdorp, F, Jaylin Williams
2022	G, Lior Berman, C, Dylan Cardwell, G, Preston Cook, F, Ty Cressman, G, Chandler Leopard, G, Chase Maasdorp, G, Carter Sobera, F, Jaylin Williams

SEC ALL-DEFENSIVE TEAM

The Southeastern Conference All-Defensive Team has been selected by a vote of the league's head coaches since the 1990-91 season.

2009	G, Quantez Robertson
2018	F, Anfernee McLemore
2020	F, Isaac Okoro
2022	F/C, Walker Kessler

SEC COMMUNITY SERVICE TEAM

Each year, the Southeastern Conference chooses a Community Service Teams of players of various sports from among its member universities. The honor goes to players in recognition of their off-the-court volunteering and community service activities. A men's basketball community service team has been selected since 1999.

1999	F, Adrian Chilliest
2000	G, Daymeon Fishback
2001	G, Scott Pohlman
2002	G, Charlton Barker
2003	F, Marquis Daniels
2004	G, Johnathan Lewis
2005	G, Nathan Watson
2006	G, Ronny LeMelle
2007	G, Quantez Robertson
2008	G, Drew Smith
2009	G, Quantez Robertson
2010	F, Lucas Hargrove
2011	G, Frankie Sullivan
2012	F, Kenny Gabriel
2013	G, Josh Wallace
2014	C, Asaahn Dixon-Tatum
2015	G, KT Harrell
2016	F, Jordon Granger
2017	G, Mustapha Heron
2018	G, Jared Harper
2019	F, Horace Spencer
2020	C, Austin Wiley
2021	C, Babatunde Akingbola
2022	C, Dylan Cardwell

SEC ALL-FRESHMAN TEAM

Since 1984, the Knoxville News-Sentinel has published the Southeastern Conference All-Freshman Team as selected by league coaches, except for the 2004-05 season when the SEC athletic directors voted it down.

Fourteen Auburn players have received all-freshman honors:

1985	F, Chris Morris, C, Jeff Moore
1990	G, Ronnie Battle, G, Reggie Gallon
1991	F, Wesley Person
1994	G, Wes Flanigan
1995	F, Franklin Williams
1997	G, Daymeon Fishback, C, Mamadou N'diaye
1998	G, Scott Pohlman
2002	F, Brandon Robinson
2006	G, Rasheem Barrett, G, Quantez Robertson
2007	G, DeWayne Reed
2017	G, Mustapha Heron
2020	F, Isaac Okoro
2021	G, Sharife Cooper
2022	F, Jabari Smith

SEC PLAYER OF THE WEEK

Southeastern Conference Player of the Week awards have been presented since 1985 as selected by the league media relations staff. The league office began the SEC Freshman of the Week honor in 2005-06.

Since the inception of the weekly award, Auburn players have received the honor 44 times:

2/11/85	F, Chuck Person
2/3/85	F, Chuck Person
2/24/85	F, Chuck Person
12/87	C, Jeff Moore
1/11/88	F, Chris Morris
2/29/88	F, Chris Morris
2/13/89	G, Keenan Carpenter
1/13/91	G, Ronnie Battle
2/3/92	G, Ronnie Battle
1/18/93	G, Ronnie Battle
3/1/93	F/G, Wesley Person
12/93	G/F, Wesley Person
2/20/94	F/C, Aaron Swinson
1/11/98	F, Bryant Smith
2/2/98	G, Doc Robinson
11/23/98	F, Chris Porter
1/11/99	F, Chris Porter
2/15/99	G, Doc Robinson
11/15/99	C, Mamadou N'diaye
1/10/00	G, Doc Robinson
1/31/00	F, Chris Porter
12/11/00	G, Jamison Brewer
12/10/01	F, Marquis Daniels
1/19/03	F, Marquis Daniels
11/21/04	G, Ian Young
2/6/05	G, Frank Tolbert
11/13/06	F, Korvotney Barber
3/5/07	F, Korvotney Barber
11/26/07	G, Rasheem Barrett
3/9/09	F, Korvotney Barber
3/7/11	F, Kenny Gabriel
12/23/13	G, KT Harrell
11/17/14	F, Cinmeon Bowers
12/22/14	G, KT Harrell
1/8/18	G, Mustapha Heron
1/29/18	G, Mustapha Heron
11/12/18	F, Chuma Okeke
11/26/18	G, Bryce Brown
12/2/19	C, Austin Wiley
1/6/20	G, J'Von McCormick
1/3/22	F/C, Walker Kessler
1/24/22	F/C, Walker Kessler
2/7/22	G, Wendell Green Jr.
2/14/22	F/C, Walker Kessler

SEC ROOKIE/FRESHMAN OF THE WEEK

Southeastern Conference Rookie of the Week awards were presented from 1988-1992 and were reinstated in the 2005-06 season as selected by the league media relations staff.

Fourteen Auburn players received the honor 24 times:

1/21/90	G, Reggie Gallon
2/11/90	G, Ronnie Battle
12/91	F, Wesley Person
2/3/91	F, Wesley Person
12/91	F, Aaron Swinson
1/20/92	F, Aaron Swinson
1/27/92	F, Aaron Swinson
1/1/06	G, Rasheem Barrett
2/16/09	G, Frankie Sullivan
12/17/12	G, Jordan Price
12/26/16	G, Jared Harper
1/23/17	C, Austin Wiley

2/6/17	G, Jared Harper
12/4/17	F, Chuma Okeke
11/18/19	F, Isaac Okoro
12/9/19	F, Isaac Okoro
12/4/20	G, Justin Powell
1/11/21	G, Sharife Cooper
11/29/21	F, Jabari Smith
1/3/22	F, Jabari Smith
1/17/22	F, Jabari Smith
1/24/22	F, Jabari Smith
2/21/22	F, Jabari Smith
3/7/22	F, Jabari Smith

BANQUET AWARDS

In 1990, the late Tommy Joe Eagles initiated a year-end Auburn Basketball Awards Banquet. Eight individual awards are presented, including outstanding rebounder, outstanding defensive player, outstanding offensive player, playmaker award, sixth-man award, academic achievement award and most valuable player. The Paul Lambert and Tommy Joe Eagles Memorial Trophy for leadership is given in memory of Auburn's 15th head basketball coach, Paul Lambert, who died in a hotel fire June 6, 1978, in Columbus, Ga., and Tommy Joe Eagles, who died unexpectedly of a heart attack July 30, 1994, two months after becoming the head coach at New Orleans. Recipients are selected by the coaching staff.

The 2020 and 2021 banquets were canceled due to the COVID-19 pandemic.

Here is a complete list of awards presented at previous banquets:

PAUL LAMBERT/TOMMY JOE EAGLES MEMORIAL TROPHY (MVP AWARD)

1990	G, Reggie Gallon
1991	F, Chris Brandt
1992	C, Chris Brandt
1993	F, Rod Joyce
1994	G, Leonard Smith
1995	G/F, Ray Donald
1996	G, Wes Flanigan
1997	G, Wes Flanigan
1998	F, Franklin Williams
1999	F, Bryant Smith
2000	G, Daymeon Fishback
2001	G, Scott Pohlman
2002	G, Charlton Barker
2003	F, Marquis Daniels
2004	G, Lewis Monroe
2005	G, Nathan Watson
2006	G, Ronny LeMelle
2007	G, Frank Tolbert
2008	G, Frank Tolbert
2009	G, Quantez Robertson
2010	G, Frankie Sullivan
2011	F, Kenny Gabriel
2012	G, Frankie Sullivan
2014	G, KT Harrell
2015	G, KT Harrell
2016	F, Tyler Harris
2017	G, Mustapha Heron
2018	G, Bryce Brown, G, Jared Harper, G, Mustapha Heron
2019	G, Bryce Brown, G, Jared Harper, F, Chuma Okeke
2022	F, Jabari Smith

MOST VALUABLE PLAYER

1990	F, Derrick Dennison
1991	G, Ronnie Battle
1992	F, Wesley Person
1993	F/G, Wesley Person
1994	G/F, Wesley Person
1995	G, Moochie Norris

1996	G, Wes Flanigan
1997	C, Pat Burke
1998	G, Doc Robinson
1999	G, Doc Robinson, G, Scott Pohlman, C, Mamadou N'diaye, F, Chris Porter, F, Bryant Smith
2000	G, Doc Robinson
2001	F, Marquis Daniels
2002	F, Marquis Daniels
2003	F, Marquis Daniels
2004	F, Marco Killingsworth
2005	G, Nathan Watson
2006	G, Ronny LeMelle
2007	G, Quantez Robertson
2008	G, Quantez Robertson, F, Quan Prowell
2009	F, Korvotney Barber
2010	G, Tay Waller
2011	F, Kenny Gabriel
2012	F, Kenny Gabriel
2014	G, Chris Denson

JOHN MENGELT FREE THROW AWARD

2015	G, KT Harrell
2016	G, Bryce Brown
2017	F, Danjel Purifoy
2018	F, Desean Murray
2019	G, Jared Harper
2022	G, Wendell Green Jr.

COACHES' AWARD

2015	G, Tahj Shamsid-Deen
2016	C, Trayvon Reed
2017	G/F, Devin Waddell
2018	F, Chuma Okeke
2019	G, Bryce Brown

OUTSTANDING OFFENSIVE PLAYER

1990	G, Ronnie Battle
1991	F, Wesley Person
1992	G, Ronnie Battle
1993	G, Ronnie Battle
1994	F/C, Aaron Swinson
1995	G, Lance Weems
1996	G, Lance Weems
1997	F, Franklin Williams
1998	G, Scott Pohlman
1999	F, Chris Porter, G, Doc Robinson
2000	F, Chris Porter
2001	G, Adam Harrington
2002	G, Adam Harrington
2003	F, Marco Killingsworth
2004	G, Ian Young
2005	G, Toney Douglas
2006	G, Ronny LeMelle
2007	F, Korvotney Barber, F, Quan Prowell
2008	F, Quan Prowell
2009	F, Korvotney Barber, G, Rasheem Barrett, G, Tay Waller, G, DeWayne Reed
2010	G, Tay Waller

OUTSTANDING DEFENSIVE PLAYER

1990	F, Chris Brandt
1991	C, Zane Arnold
1992	C, Chris Brandt
1993	F, Mark Hutton
1994	G, Shawn Stuart
1995	G, Wes Flanigan
1996	G, Wes Flanigan
1997	G, Wes Flanigan
1998	F, Bryant Smith
1999	F, Bryant Smith

2000	C, Mamadou N'diaye
2001	C, Kyle Davis
2002	G, Derrick Bird
2003	G, Derrick Bird
2004	F, Quinnel Brown
2005	G, Nathan Watson
2006	G, Rasheem Barrett
2007	G, Quantez Robertson
2008	G, Quantez Robertson
2009	G, Quantez Robertson
2010	G, Frankie Sullivan
2011	G, Josh Wallace
2012	F, Kenny Gabriel
2014	C, Asaahn Dixon-Tatum
2015	G, Devin Waddell
2016	F, Horace Spencer
2022	G, Zep Jasper

MOST OUTSTANDING REBOUNDER

1990	C, Zane Arnold
1991	C, Robert McKie
1992	F, Aaron Swinson
1993	F/C, Aaron Swinson
1994	F/C, Aubrey Wiley
1995	F, Chris Davis
1996	C, Pat Burke
1997	C, Pat Burke
1998	C, Mamadou N'diaye
1999	F, Chris Porter
2000	C, Mamadou N'diaye
2001	G, Jamison Brewer
2002	F, Kyle Davis
2003	C, Kyle Davis
2004	F, Brandon Robinson
2005	F, Quinnel Brown
2006	F, Korvotney Barber
2007	F, Korvotney Barber, F Josh Dollard
2008	F, Quan Prowell
2009	F, Korvotney Barber
2010	F, Lucas Hargrove
2011	G, Earnest Ross
2012	F, Kenny Gabriel

PLAYMAKER AWARD

1990	G, Reggie Gallon
1991	G, Reggie Gallon
1992	G, Reggie Gallon, G Champ Wrencher
1993	G, Reggie Gallon
1994	G, Wes Flanigan
1995	G, Moochie Norris
1996	G, Wes Flanigan
1997	G, Doc Robinson
1998	F, Kendall Mack, G Clifton Robinson, G John Gomillion, G, Dudley Smith
1999	G, Scott Pohlman
2000	F, Mack McGadney
2001	G, Reggie Sharp
2002	F, Marco Killingsworth, G, Lewis Monroe
2003	G, Lewis Monroe
2004	G, Ronny LeMelle
2005	G, Ian Young
2006	G, Quantez Robertson
2007	G, Quantez Robertson
2008	G, Quantez Robertson
2009	G, DeWayne Reed
2010	G, DeWayne Reed
2011	G, Josh Wallace
2012	G, Josh Wallace
2014	G, Tahj Shamsid-Deen
2015	G, Cinmeon Bowers

SIXTH MAN AWARD

1990	F, John Caylor, G Champ Wrencher
1991	G, Larry Patrick
1992	F, Jeff Switzer
1993	F, Aubrey Wiley
1994	G, Lance Weems
1995	C, Pat Burke
1996	F, Alvin Jefferson
1997	F, Alvin Jefferson
1998	G, Daymeon Fishback
1999	F, Adrian Chilliest
2000	G, Reggie Sharp
2001	G, Lincoln Glass, F, Abdou Diame
2002	G, Dwayne Mitchell
2003	F, Brandon Robinson, G, Nathan Watson
2004	C, Dwayne Curtis
2005	G, Frank Tolbert
2006	G, Frank Tolbert
2009	F, Lucas Hargrove, G, Frankie Sullivan
2010	C, Brendon Knox
2011	G, Tony Neysmith
2012	Auburn Student Body
2014	C, Matthew Atewe
2015	G, Malcolm Canada
2016	G, Bryce Brown
2017	G, Ronnie Johnson
2018	F, Chuma Okeke
2019	G, J'Von McCormick
2022	G, Wendell Green Jr.

MOST IMPROVED PLAYER AWARD

2015	F, Jordon Granger, G, TJ Lang
2016	F, Horace Spencer
2017	F, Anfernee McLemore
2018	G, Bryce Brown
2019	F, Chuma Okeke
2022	F/C, Walker Kessler

IRON TIGER AWARD

2007	G, Quantez Robertson
2008	F, Quan Prowell
2009	F, Lucas Hargrove, G, Josh Wallace, G, Quantez Robertson, G, Jake Drum
2012	F, Rob Chubb
2014	F, Devin Waddell, G, C.J. Holmes
2015	G, KT Harrell
2016	F, Cinmeon Bowers
2017	F, Anfernee McLemore
2018	G, Jared Harper
2019	F, Horace Spencer
2022	F/C, Walker Kessler

BILL LYNN ACADEMIC AWARD

1990	F, John Caylor
1991	F, John Caylor
1992	F, Jeff Switzer
1993	G, Reggie Gallon
1994	F, Franklin Williams
1995	F, Franklin Williams
1996	F, Franklin Williams
1997	G, Daymeon Fishback
1998	F, Franklin Williams
1999	G, Daymeon Fishback
2000	F, Abe Smith
2001	G, Charlton Barker
2002	F, Mack McGadney
2003	F, Marquis Daniels
2004	G, Lewis Monroe
2005	G, Brett Howell

2006	G, Brett Howell
2007	G, Drew Smith
2008	G, Drew Smith
2009	G, Drew Smith
2010	G, Josh Wallace
2011	G, Josh Wallace, G, Dylan Spencer, G, T.J. Rice
2012	G, Josh Wallace
2014	G, Tahj Shamsid-Deen
2015	G, Patrick Keim
2016	G, Cole Stockton
2017	F, Anfernee McLemore
2018	F, Anfernee McLemore
2019	F, Cole Blacktock
2022	C, Dylan Cardwell

RISING WATERS ACADEMIC AWARD

2017	F, Horace Spencer
2018	G, Patrick Keim
2019	F, Horace Spencer
2022	G, Lior Berman

SPIRIT OF AUBURN AWARD

2022	G, K.D. Johnson
------	-----------------

MIKE MITCHELL COURAGE AWARD

2015	G, Antoine Mason
2016	G, T.J. Dunans
2017	C, Austin Wiley
2018	F, Anfernee McLemore
2019	F, Danjel Purifoy, C, Austin Wiley
2022	F, Jaylin Williams, G, Allen Flanigan

SONNY SMITH MOST OUTSTANDING TEAMMATE AWARD

2012	F, Allen Payne
2014	F, Allen Payne
2015	G, Patrick Keim
2016	F, Jordon Granger
2017	F, Danjel Purifoy
2018	G, Malik Dunbar, F, Horace Spencer
2019	G, Malik Dunbar
2022	F, Chris Moore, C, Babatunde Akingbola

STUDENT MANAGER OF THE YEAR AWARD

2019	Michael Wilmot
------	----------------

AUBURN IN THE NBA

AUBURN IN THE NBA DRAFT


Year	Rnd	Pick	Name, Position	Team
1960	12	82	Henry Hart, G	New York Knicks
1963	4	34	Layton Johns, C	Los Angeles Lakers
1965	4	21	Joe Newton, C	Baltimore Bullets
1966	4	31	Lee DeFore, F	New York Knicks
1971	2	21	John Mengelt, SG	Cincinnati Royals
1972	8	120	Henry Harris, G	Houston Rockets
1973	3	46	Jim Retseck, F	Golden State Warriors
1976	5	73	Gary Redding, F	Portland Trailblazers
1977	3	49	Eddie Johnson, SG	Atlanta Hawks
1978	1	15	Mike Mitchell, SF	Cleveland Cavaliers
	7	133	Stan Pietkiewicz, SG/Pg	San Diego Clippers
1979	7	143	Rich Valavicius, F	Houston Rockets
1980	8	170	Rich Valavicius, F	Washington Bullets
1981	6	122	Earl Banks, F	Seattle SuperSonics
	8	165	Bobby Cattage, PF	Utah Jazz
1983	2	35	Darrell Lockhart, C	San Antonio Spurs
	10	211	Odell Mosteller, G	Utah Jazz
1984	1	5	Charles Barkley, PF	Philadelphia 76ers
	9	193	Greg Turner, F/C	Kansas City Kings
1986	1	4	Chuck Person, SF/PF	Indiana Pacers
1987	6	138	Frank Ford, G	Los Angeles Lakers
	7	158	Gerald White, G	Dallas Mavericks
1988	1	4	Chris Morris, SF/SG	New Jersey Nets
	3	58	Jeff Moore, C/F	Charlotte Hornets
	3	63	Mike Jones, F	Milwaukee Bucks
1994	1	23	Wesley Person, SG/SF	Phoenix Suns
2000	1	26	Mamadou N'Diaye, C	Denver Nuggets
	2	55	Chris Porter, SF	Golden State Warriors
2001	2	40	Jamison Brewer, PG/SG	Indiana Pacers
2019	1	16	Chuma Okeke, PF	Orlando Magic
2020	1	5	Isaac Okoro, SF	Cleveland Cavaliers
2021	2	37	JT Thor, F	Detroit Pistons
	2	48	Sharife Cooper, G	Atlanta Hawks
2022	1	3	Jabari Smith Jr., F	Houston Rockets
	1	22	Walker Kessler, F/C (Traded to Minnesota Timberwolves)	Memphis Grizzlies

UNDRAFTED FREE AGENTS TO PLAY IN THE NBA

Pat Burke, C
 Marquis Daniels, SG/SF
 Jared Harper, PG
 Adam Harrington, SG
 Myles Patrick, SF
 Aaron Swinson, SF

PLAYED AT AUBURN AND TRANSFERRED

Year	Rnd	Pick	Name, Position	Team
1979	3	49	Cedrick Hordges, PF	Chicago Bulls
1992	2	42	Matt Geiger, C	Miami Heat
1996	2	33	Moochie Norris, PG	Milwaukee Bucks
2009	1	29	Toney Douglas, PG/SG	Los Angeles Lakers
2021	1	9	Davion Mitchell, G	Sacramento Kings



Jabari Smith Jr. - No. 3 Overall in 2022 NBA Draft



Walker Kessler - No. 22 Overall in 2022 NBA Draft

#WAREAGLE

2022-23 AUBURN MEN'S BASKETBALL

AUBURN IN THE NBA

#WAREAGLE

2022-23 AUBURN MEN'S BASKETBALL

AUBURN ROSTER IN THE NBA ALL-TIME

BARKLEY, Charles, F - Philadelphia 76ers (1984-1992), Phoenix Suns (1992-1996), Houston Rockets (1996-2000)

BREWER, Jamison, G - Indiana Pacers (2001-2004), New York Knicks (2004-05)

BURKE, Pat, C - Orlando Magic (2002-03), Phoenix Suns (2006-07)

CATTAGE, Bobby, F - Utah Jazz (1981-82), New Jersey Nets (1985-86)

COOPER, Sharife, G - Atlanta Hawks (2021-22), Cleveland Charge NBA G League (2022-Present)

DANIELS, Marquis, G/F - Dallas Mavericks (2003-06), Indiana Pacers (2006-2009), Boston Celtics (2009-2012), Milwaukee Bucks (2012-13)

DOUGLAS, Toney, G - New York Knicks (2009-12), Houston Rockets (2012-13), Sacramento Kings (2012-13), Golden State Warriors (2013-14), Miami Heat (2013-14)

GEIGER, Matt, C - Miami Heat (1992-95), Charlotte Hornets (1995-98), Philadelphia 76ers (1998-2002)

HARPER, Jared G - Phoenix Suns (2019-20), New York Knicks (2020-21) and New Orleans Pelicans (2021-22)

HARRINGTON, Adam, G - Dallas Mavericks (2002-03), Denver Nuggets (2002-03)

HORDGES, Cedrick, PF - Denver Nuggets (1980-82)

JOHNSON, Eddie, G - Atlanta Hawks (1977-86), Cleveland Cavaliers (1985-86), Seattle Sonics (1986-87)

KESSLER, Walker, F/C - Utah Jazz (2022-Present)

LOCKHART, Darrell, C - San Antonio Spurs (1983-84)

MENGELT, John, G - Cincinnati Royals (1971-72), Kansas City-Omaha Kings (1972-73), Detroit Pistons (1972-1976), Chicago Bulls (1976-1980), Golden State Warriors (1980-81)

MITCHELL, Davion, G - Sacramento Kings (2021-Present)

MITCHELL, Mike, F - Cleveland Cavaliers (1978-1982), San Antonio Spurs (1982-88)

MORRIS, Chris, F/G - New Jersey Nets (1988-1995), Utah Jazz (1995-1998), Phoenix Suns (1998-99)

N'DIAYE, Mamadou, C - Toronto Raptors (2000-03), Dallas Mavericks (2003-04), Atlanta Hawks (2003-04), Los Angeles Clippers (2004-05)

NORRIS, Moochie, G - Vancouver Grizzlies (1996-97), Seattle Sonics (1998-99), Houston Rockets (1999-04, 2005-06), New York Knicks (2003-05), New Orleans/Oklahoma City Hornets (2005-06)

OKEKE, Chuma, F - Orlando Magic (2019-Present)

OKORO, Isaac, F - Cleveland Cavaliers (2020-Present)

PATRICK, Myles, F - Los Angeles Lakers (1980-81)

PERSON, Chuck, F - Indiana Pacers (1986-92), Minnesota Timberwolves (1992-94), San Antonio Spurs (1994-98), Charlotte Hornets (1998-99), Seattle Sonics (1999-00)

PERSON, Wesley, G - Phoenix Suns (1994-97), Cleveland Cavaliers (1997-02), Memphis Grizzlies (2002-04), Portland Trailblazers (2003-04), Atlanta Hawks (2003-04), Miami Heat (2004-05), Denver Nuggets (2004-05)

PIETKIEWICZ, Stan, G - San Diego Clippers (1978-81), Dallas Mavericks (1980-81)

PORTER, Chris, F - Golden State Warriors (2000-01)

SMITH JR., JABARI, F - Houston Rockets (2022-Present)

SWINSON, Aaron, F - Phoenix Suns (1994-95)

THOR, JT, F - Charlotte Hornets (2021-Present)

ALL-TIME NBA HONORS AND AWARDS

NAISMITH MEMORIAL BASKETBALL HALL OF FAME

Charles Barkley (2006)

NBA 50 GREATEST PLAYERS

Charles Barkley

NBA LEAGUE MVP

Charles Barkley (1993)

NBA ROOKIE OF THE YEAR

Chuck Person (1987)

ALL-NBA TEAM

Charles Barkley (1986 - 2nd Team, 1987 - 2nd Team, 1988, 1989, 1990, 1991, 1992 - 2nd Team, 1993, 1994 - 2nd Team, 1995 - 2nd Team, 1996 - 3rd Team)

NBA ALL-DEFENSIVE TEAM

Eddie Johnson (1979 - 2nd Team, 1980 - 2nd Team)

NBA ALL-ROOKIE TEAM

Charles Barkley (1985)
Marquis Daniels (2004 - 2nd Team)
Chris Morris (1989 - 2nd Team)
Isaac Okoro (2021 - 2nd Team)
Chuck Person (1987)
Wesley Person (1995 - 2nd Team)

NBA FINALS PARTICIPANTS

Charles Barkley (1993 - Chicago Bulls def. Phoenix Suns, 4-2)
Chris Morris (1997 - Chicago Bulls def. Utah Jazz, 4-2)
Marquis Daniels (2006 - Miami Heat def. Dallas Mavericks, 4-2)

NBA ALL-STAR GAME PARTICIPANTS

Charles Barkley (1987, 1988, 1989, 1990, 1991, 1992, 1993, 1994, 1995, 1996, 1997)

EDDIE JOHNSON (1980, 1981)

Mike Mitchell (1981)

NBA ALL-STAR GAME MVP

Charles Barkley (1991)

AUBURN IN THE NBA - BY TEAM

ATLANTA HAWKS

DRAFT CHOICES

Year	Round	Pick	Name
1977	3	49	Eddie Johnson, G
2021	2	48	Sharife Cooper, G

ALL-TIME ROSTER

Name, Position	Years
Sharife Cooper, G	2021-22
Eddie Johnson, SG	1977-86
Mamadou N'Diaye, C	2003-04
Wesley Person, SG/SF	2003-04

BOSTON CELTICS

ALL-TIME ROSTER

Name, Position	Years
Marquis Daniels, SG/SF	2009-12

BROOKLYN NETS

DRAFT CHOICES

Year	Round	Pick	Name
1988	1	4	Chris Morris, F/G

ALL-TIME ROSTER

Name, Position	Years
Bobby Cattage, F	1985-86
Chris Morris, F/G	1988-95

CHARLOTTE HORNETS

DRAFT CHOICES

Year	Round	Pick	Name
1988	3	58	Jeff Moore, C/F

ALL-TIME ROSTER

Name, Position	Years
Chuck Person, SF/PF	1998-99
JT Thor, F	2021-Present

CHICAGO BULLS

ALL-TIME ROSTER

Name, Position	Years
John Mengelt, SG	1976-80

CLEVELAND CAVALIERS

DRAFT CHOICES

Year	Round	Pick	Name
1978	1	15	Mike Mitchell, F
2020	1	5	Isaac Okoro, F

ALL-TIME ROSTER

Name, Position	Years
Eddie Johnson, SG	1985-86
Mike Mitchell, SF	1978-82
Isaac Okoro, SF	2020-Present
Wesley Person, SG/SF	1997-02

DALLAS MAVERICKS

DRAFT CHOICES

Year	Round	Pick	Name
1987	7	158	Gerald White, G

ALL-TIME ROSTER

Name, Position	Years
Marquis Daniels, G/F	2003-06
Adam Harrington, G	2002-03
Mamadou N'Diaye, C	2003-04
Stan Pietkiewicz, G	1980-81

DENVER NUGGETS

DRAFT CHOICES

Year	Round	Pick	Name
2000	1	26	Mamadou N'Diaye, C

ALL-TIME ROSTER

Name, Position	Years
Adam Harrington, G	2002-03
Wesley Person, G/F	2004-05

DETROIT PISTONS

DRAFT CHOICES

Year	Round	Pick	Name
1977	3	49	Eddie Johnson, G
2021	2	37	JT Thor, F

ALL-TIME ROSTER

Name, Position	Years
John Mengelt, G	1972-76

GOLDEN STATE WARRIORS

DRAFT CHOICES

Year	Round	Pick	Name
1973	3	46	Jim Retseck, F
2000	2	55	Chris Porter, F

ALL-TIME ROSTER

Name, Position	Years
Toney Douglas, G	2013-14
John Mengelt, G	1980-81
Chris Porter, F	2000-01

HOUSTON ROCKETS

DRAFT CHOICES

Year	Round	Pick	Name
1972	8	12	Henry Harris, G
1979	7	143	Rich Valavicius, F
2022	1	3	Jabari Smith Jr., F

ALL-TIME ROSTER

Name, Position	Years
Charles Barkley, F	1996-00
Toney Douglas, G	2012-13
Moochie Norris, G	1999-04, 2005-06
Jabari Smith Jr., F	2022-Present

AUBURN IN THE NBA - BY TEAM

INDIANA PACERS

DRAFT CHOICES

Year	Round	Pick	Name
1986	1	4	Chuck Person, F
2001	2	40	Jamison Brewer, G

ALL-TIME ROSTER

Name, Position	Years
Jamison Brewer, G	2001-04
Marquis Daniels, F	2006-09
Chuck Person, F	1986-92

LOS ANGELES CLIPPERS

DRAFT CHOICES

Year	Round	Pick	Name
1978	7	133	Stan Pietkiewicz, G

ALL-TIME ROSTER

Name, Position	Years
Mamadou N'Diaye, C	2004-05
Stan Pietkiewicz, G	1978-81

LOS ANGELES LAKERS

DRAFT CHOICES

Year	Round	Pick	Name
1963	4	34	Layton Johns, C
1987	6	138	Frank Ford, G

ALL-TIME ROSTER

Name, Position	Years
Myles Patrick, F	1980-81

MEMPHIS GRIZZLIES

DRAFT CHOICES

Year	Round	Pick	Name
2022	1	22	Walker Kessler, F/C

ALL-TIME ROSTER

Name, Position	Years
Moochie Nooris, G	1996-97*
Wesley Person, G/F	2002-04

*-played for the Vancouver Grizzlies

MIAMI HEAT

ALL-TIME ROSTER

Name, Position	Years
Toney Douglas, G	2013-14
Wesley Person, G/F	2004-05

MILWAUKEE BUCKS

DRAFT CHOICES

Year	Round	Pick	Name
1988	3	63	Mike Jones, F

ALL-TIME ROSTER

Name, Position	Years
Marquis Daniels, G/F	2012-13

MINNESOTA TIMBERWOLVES

ALL-TIME ROSTER

Name, Position	Years
Chuck Person, F	1992-94

NEW ORLEANS PELICANS

ALL-TIME ROSTER

Name, Position	Years
Jared Harper, G	2021-22
Moochie Norris, G	2005-06

NEW YORK KNICKS

DRAFT CHOICES

Year	Round	Pick	Name
1960	12	82	Henry Hart, G
1966	4	31	Lee DeFore, F

ALL-TIME ROSTER

Name, Position	Years
Jamison Brewer, G	2004-05
Toney Douglas, G	2009-12
Jared Harper, G	2020-21
Moochie Norris, G	2003-05

OKLAHOMA CITY THUNDER

DRAFT CHOICES

Year	Round	Pick	Name
1981*	6	122	Earl Banks, F

*Seattle SuperSonics

ALL-TIME ROSTER

Name, Position	Years
Eddie Johnson, G	1986-87*
Moochie Norris, G	1998-99*
Chuck Person, F	1999-00*

*-played with the Seattle SuperSonics

ORLANDO MAGIC

DRAFT CHOICES

Year	Round	Pick	Name
2019	1	16	Chuma Okeke, F

ALL-TIME ROSTER

Name, Position	Years
Pat Burke, C	2002-03
Chuma Okeke, F	2019-Present

PHILADELPHIA 76ERS

DRAFT CHOICES

Year	Round	Pick	Name
1984	1	5	Charles Barkley, F

ALL-TIME ROSTER

Name, Position	Years
Charles Barkley, F	1984-92

AUBURN IN THE NBA - BY TEAM

PHOENIX SUNS

DRAFT CHOICES

Year	Round	Pick	Name
1994	1	23	Wesley Person, G/F

ALL-TIME ROSTER

Name, Position	Years
Charles Barkley, F	1992-96
Pat Burke, C	2006-07
Jared Harper, G	2019-20
Chris Morris, F/G	1998-99
Wesley Person, G/F	1994-97
Aaron Swinson, F	1994-95

PORTLAND TRAIL BLAZERS

DRAFT CHOICES

Year	Round	Pick	Name
1976	5	73	Gary Redding, F

ALL-TIME ROSTER

Name, Position	Years
Wesley Person, G/F	2003-04

SACRAMENTO KINGS

DRAFT CHOICES

Year	Round	Pick	Name
1971*	2	21	John Mengelt, SG
1984*	9	193	Greg Turner, F/C
2021	1	9	Davion Mitchell, G

*Kansas City Kings

ALL-TIME ROSTER

Name, Position	Years
Toney Douglas, G	2012-13
John Mengelt, G	1971-73*
Davion Mitchell, G	2021-Present

*-played for the Cincinnati Royals and Kansas City-Omaha Kings

SAN ANTONIO SPURS

DRAFT CHOICES

Year	Round	Pick	Name
1983	2	35	Darrell Lockhart, C

ALL-TIME ROSTER

Name, Position	Years
Darrell Lockhart, C	1983-84
Mike Mitchell, F	1982-88
Chuck Person, F	1994-98

TORONTO RAPTORS

ALL-TIME ROSTER

Name, Position	Years
Mamadou N'Diaye, C	2000-03

UTAH JAZZ

DRAFT CHOICES

Year	Round	Pick	Name
1981	8	165	Bobby Cattage, F
1983	10	211	Odell Mosteller, G

ALL-TIME ROSTER

Name, Position	Years
Bobby Cattage, F	1981-82
Walker Kessler, F/C	2022-Present
Chris Morris, F/G	1995-98

WASHINGTON WIZARDS

DRAFT CHOICES

Year	Round	Pick	Name
1965*	4	21	Joe Newton, C
1980**	8	170	Rich Valavicius

*Baltimore Bullets

**Washington Bullets

AUBURN IN THE NBA - CAREER STATISTICS

WAREAGLE

CHARLES BARKLEY

Year	Team	GP	GS	MIN	FGM	FGA	FG%	3FG	3FGA	3FG%	FTM	FTA	FT%	OREB	DREB	REB	AST	TO	STL	BLK	PF	PTS
1984-85	PHL	82	60	2347	427	783	54.5%	1	6	16.7%	293	400	73.3%	266	437	703	155	209	95	80	301	1148
1985-86	PHL	80	80	2952	595	1041	57.2%	17	75	22.7%	396	578	68.5%	354	672	1026	312	350	173	125	333	1603
1986-87	PHL	68	62	2740	557	937	59.4%	21	104	20.2%	429	564	76.1%	390	604	994	331	322	119	104	252	1564
1987-88	PHL	80	80	3170	753	1283	58.7%	44	157	28.0%	714	951	75.1%	385	566	951	254	304	100	103	278	2264
1988-89	PHL	79	79	3088	700	1208	57.9%	35	162	21.6%	602	799	75.3%	403	583	986	325	254	126	67	262	2037
1989-90	PHL	79	79	3085	706	1177	60.0%	20	92	21.7%	557	744	74.9%	361	548	909	307	243	148	50	250	1989
1990-91	PHL	67	67	2498	665	1167	57.0%	44	155	28.4%	475	658	72.2%	258	422	680	284	210	110	33	173	1849
1991-92	PHL	75	75	2881	622	1126	55.2%	32	137	23.4%	454	653	69.5%	271	559	830	308	235	136	44	196	1730
1992-93	PHX	76	76	2859	716	1376	52.0%	67	220	30.5%	445	582	76.5%	237	691	928	385	233	119	74	196	1944
1993-94	PHX	65	65	2298	518	1046	49.5%	48	178	27.0%	318	452	70.4%	198	529	727	296	206	101	37	160	1402
1994-95	PHX	68	66	2382	554	1141	48.6%	74	219	33.8%	379	507	74.8%	203	553	756	276	150	110	45	201	1561
1995-96	PHX	71	71	2632	580	1160	50.0%	49	175	28.0%	440	566	77.7%	243	578	821	262	218	114	56	208	1649
1996-97	HOU	53	53	2009	335	692	48.4%	58	205	28.3%	288	415	69.4%	212	504	716	248	151	69	25	153	1016
1997-98	HOU	68	41	2243	361	744	48.5%	18	84	21.4%	296	397	74.6%	241	553	794	217	147	71	28	187	1036
1998-99	HOU	42	40	1526	240	502	47.8%	4	25	16.0%	192	267	71.9%	167	349	516	192	100	43	13	89	676
1999-00	HOU	20	18	620	106	222	47.7%	6	26	23.1%	71	110	64.5%	71	138	209	63	44	14	4	48	289
Career		1073	1012	39330	8435	15605	54.1%	538	2020	26.6%	6349	8643	73.5%	4260	8286	12546	4215	3376	1648	888	3287	23757

JAMISON BREWER

Year	Team	GP	GS	MIN	FGM	FGA	FG%	3FG	3FGA	3FG%	FTM	FTA	FT%	OREB	DREB	REB	AST	TO	STL	BLK	PF	PTS
2001-02	IND	13	0	43	2	5	40.0%	0	1	0.0%	0	0	0.0%	2	6	8	9	3	2	0	3	4
2002-03	IND	10	0	80	9	17	52.9%	0	2	0.0%	4	9	44.4%	5	4	9	18	6	2	1	11	22
2003-04	IND	13	1	160	13	35	37.1%	5	14	35.7%	1	6	16.7%	2	9	11	17	10	7	0	9	32
2004-05	NYK	18	0	185	11	37	29.7%	3	15	20.0%	6	13	46.2%	6	16	22	12	13	8	1	11	31
Career		54	1	465	35	94	37.2%	8	32	25.0%	11	28	39.3%	15	35	50	56	32	19	2	34	89

PAT BURKE

Year	Team	GP	GS	MIN	FGM	FGA	FG%	3FG	3FGA	3FG%	FTM	FTA	FT%	OREB	DREB	REB	AST	TO	STL	BLK	PF	PTS
2002-03	ORL	62	8	783	113	296	38.2%	1	7	14.3%	40	58	69.0%	57	89	146	23	47	19	25	99	267
2005-06	PHX	42	0	346	63	127	49.6%	2	7	28.6%	13	21	61.9%	21	52	73	16	33	6	13	62	141
2006-07	PHX	23	0	164	23	65	35.4%	6	22	27.3%	8	13	61.5%	12	35	47	5	7	3	2	19	60
Career		127	8	1296	199	488	40.8%	9	36	25.0%	61	92	66.3%	90	176	266	44	87	28	40	180	468

BOBBY CATTAGE

Year	Team	GP	GS	MIN	FGM	FGA	FG%	3FG	3FGA	3FG%	FTM	FTA	FT%	OREB	DREB	REB	AST	TO	STL	BLK	PF	PTS
1981-82	UTH	49	0	337	60	135	44.4%	0	2	0.0%	30	41	73.2%	22	51	73	7	18	7	0	58	150
1985-86	NJN	29	1	185	28	83	33.7%	1	5	20.0%	35	44	79.5%	15	19	34	4	13	6	0	23	92
Career		78	1	522	88	218	40.4%	1	7	14.3%	65	85	76.5%	37	70	107	11	31	13	0	81	242

SHARIFE COOPER

Year	Team	GP	GS	MIN	FGM	FGA	FG%	3FG	3FGA	3FG%	FTM	FTA	FT%	OREB	DREB	REB	AST	TO	STL	BLK	PF	PTS
2021-22	ATL	13	0	39	3	14	21.4%	1	6	16.7%	0	0	0.0%	0	5	5	5	5	0	0	1	7
Career		13	0	39	3	14	21.4%	1	6	16.7%	0	0	0.0%	0	5	5	5	5	0	0	1	7

MARQUIS DANIELS

Year	Team	GP	GS	MIN	FGM	FGA	FG%	3FG	3FGA	3FG%	FTM	FTA	FT%	OREB	DREB	REB	AST	TO	STL	BLK	PF	PTS
2003-04	DAL	56	15	1039	203	411	49.4%	11	36	30.6%	60	78	76.9%	66	80	146	116	44	53	12	51	477
2004-05	DAL	60	17	1412	220	504	43.7%	7	35	20.0%	98	133	73.7%	87	129	216	128	86	83	14	124	545
2005-06	DAL	62	29	1766	246	512	48.0%	4	19	21.1%	138	183	75.4%	81	143	224	172	100	67	13	143	634
2006-07	IND	45	4	800	129	281	45.9%	6	26	23.1%	56	80	70.0%	26	56	82	57	55	27	7	56	320
2007-08	IND	74	1	1546	241	561	43.0%	27	102	26.5%	97	139	69.8%	66	146	212	137	112	79	18	121	606
2008-09	IND	54	43	1700	311	689	45.1%	18	90	20.0%	93	129	72.1%	80	168	248	114	94	62	26	120	733
2009-10	BOS	51	4	937	124	249	49.8%	6	28	21.4%	34	56	60.7%	27	68	95	66	42	27	6	91	288
2010-11	BOS	49	0	938	114	232	49.1%	4	21	19.0%	39	57	68.4%	24	89	113	64	38	39	22	63	271
2011-12	BOS	38	0	484	52	143	36.4%	0	10	0.0%	17	23	73.9%	16	50	66	47	28	21	9	36	121
2012-13	MIL	59	33	1085	132	351	37.6%	20	72	27.8%	40	54	74.1%	48	102	150	65	45	51	10	77	324
Career		548	146	11704	1772	3933	45.1%	103	439	23.5%	672	932	72.1%	521	1031	1552	966	644	509	137	882	4319

JARED HARPER

Year	Team	GP	GS	MIN	FGM	FGA	FG%	3FG	3FGA	3FG%	FTM	FTA	FT%	OREB	DREB	REB	AST	TO	STL	BLK	PF	PTS
2019-20	PHX	3	0	8	1	4	25.0%	0	2	0.0%	0	0	0.0%	0	0	0	0	0	0	0	0	2
2020-21	NYK	8	0	16	0	4	0.0%	0	1	0.0%	3	4	75.0%	0	2	2	1	3	0	0	1	3
2021-22	NOP	5	0	43	14	26	53.8%	5	12	41.7%	4	4	100.0%	2	0	2	14	2	4	1	5	37
Career		16	0	67	15	34	44.1%	5	15	33.3%	7	8	87.5%	2	2	4	15	5	4	1	6	42

2022-23 AUBURN MEN'S BASKETBALL

AUBURN IN THE NBA - CAREER STATISTICS

ADAM HARRINGTON

Year	Team	GP	GS	MIN	FGM	FGA	FG%	3FG	3FGA	3FG%	FTM	FTA	FT%	OREB	DREB	REB	AST	TO	STL	BLK	PF	PTS
2002-03	DAL	13	0	37	4	17	23.5%	1	3	33.3%	2	2	100%	0	2	2	2	2	1	1	2	11
2002-03	DEN	6	0	74	7	20	35.0%	4	11	36.4%	1	2	50.0%	1	5	6	10	0	1	0	6	19
Career		19	0	110	11	37	29.7%	5	14	35.7%	3	4	75.0%	1	7	8	12	2	2	1	8	30

EDDIE JOHNSON

Year	Team	GP	GS	MIN	FGM	FGA	FG%	3FG	3FGA	3FG%	FTM	FTA	FT%	OREB	DREB	REB	AST	TO	STL	BLK	PF	PTS
1977-78	ATL	79	0	1875	332	686	48.4%	0	0	0.0%	164	201	81.6%	51	102	153	235	168	100	4	232	828
1978-79	ATL	78	0	2413	501	982	51.0%	0	0	0.0%	243	292	83.2%	65	105	170	360	213	121	11	241	1245
1979-80	ATL	79	0	2622	590	1212	48.7%	5	13	38.5%	280	338	82.8%	95	105	200	370	189	120	24	216	1465
1980-81	ATL	75	0	2693	573	1136	50.4%	6	20	30.0%	279	356	78.4%	60	119	179	407	197	126	11	188	1431
1981-82	ATL	68	57	2314	455	1011	45.0%	7	30	23.3%	294	385	76.4%	63	128	191	358	186	102	16	188	1211
1982-83	ATL	61	57	1813	389	858	45.3%	14	41	34.1%	186	237	78.5%	26	98	124	318	156	61	6	138	978
1983-84	ATL	67	43	1893	353	798	44.2%	16	43	37.2%	164	213	77.0%	31	115	146	374	173	58	7	155	886
1984-85	ATL	73	66	2367	453	946	47.9%	22	72	30.6%	265	332	79.8%	38	154	192	566	244	43	7	184	1193
1985-86	ATL/CLE	71	9	1477	284	621	45.7%	29	85	34.1%	112	155	72.3%	30	91	121	333	150	18	2	128	709
1986-87	SEA	24	0	508	85	186	45.7%	5	15	33.3%	42	55	76.4%	11	35	46	115	41	12	1	36	217
Career		675	223	19975	4015	8436	47.6%	104	319	32.6%	2029	2564	79.1%	470	1052	1522	3436	1717	761	89	1706	10163

DARRELL LOCKHART

Year	Team	GP	GS	MIN	FGM	FGA	FG%	3FG	3FGA	3FG%	FTM	FTA	FT%	OREB	DREB	REB	AST	TO	STL	BLK	PF	PTS
1983-84	SAN	2	0	14	2	2	100%	0	0	0.0%	0	0	0.0%	0	3	3	0	2	0	0	5	4
Career		2	0	14	2	2	100%	0	0	0.0%	0	0	0.0%	0	3	3	0	2	0	0	5	4

JOHN MENGELT

Year	Team	GP	GS	MIN	FGM	FGA	FG%	3FG	3FGA	3FG%	FTM	FTA	FT%	OREB	DREB	REB	AST	TO	STL	BLK	PF	PTS
1971-72	CIN	78	0	1438	287	605	47.4%	0	0	0.0%	208	252	82.5%	0	0	148	146	0	0	0	163	782
1972-73	KC/DET	79	0	1647	320	651	49.2%	0	0	0.0%	127	160	79.4%	0	0	181	153	0	0	0	148	767
1973-74	DET	77	0	1555	249	558	44.6%	0	0	0.0%	182	229	79.5%	40	166	206	148	0	68	7	164	680
1974-75	DET	80	0	1995	336	701	47.9%	0	0	0.0%	211	248	85.1%	38	153	191	201	0	72	4	198	883
1975-76	DET	67	0	1105	264	540	48.9%	0	0	0.0%	192	237	81.0%	27	88	115	108	0	40	5	138	720
1976-77	CHI	61	0	1178	209	458	45.6%	0	0	0.0%	89	113	78.8%	29	81	110	114	0	37	4	102	507
1977-78	CHI	81	0	1767	325	675	48.1%	0	0	0.0%	184	238	77.3%	41	88	129	232	124	51	4	169	834
1978-79	CHI	75	0	1705	338	689	49.1%	0	0	0.0%	150	182	82.4%	25	93	118	187	120	46	4	148	826
1979-80	CHI	36	0	387	90	166	54.2%	0	6	0.0%	39	49	79.6%	3	20	23	38	36	10	0	54	219
1980-81	GOS	2	0	11	0	4	0.0%	0	0	0.0%	0	0	0.0%	0	0	0	2	0	0	0	0	0
Career		636	0	12788	2418	5047	47.9%	0	6	0.0%	1382	1708	80.9%	203	689	1221	1329	280	324	28	1284	6218

MIKE MITCHELL

Year	Team	GP	GS	MIN	FGM	FGA	FG%	3FG	3FGA	3FG%	FTM	FTA	FT%	OREB	DREB	REB	AST	TO	STL	BLK	PF	PTS
1978-79	CLE	80	0	1576	362	706	51.3%	0	0	0.0%	131	178	73.6%	127	202	329	60	102	51	29	215	855
1979-80	CLE	82	0	2802	775	1482	52.3%	0	6	0.0%	270	343	78.7%	206	385	591	93	172	70	77	259	1820
1980-81	CLE	82	0	3194	853	1791	47.6%	4	9	44.4%	302	385	78.4%	215	287	502	139	175	63	52	199	2012
1981-82	CLE/SAN	84	83	3063	753	1477	51.0%	0	7	0.0%	220	302	72.8%	244	346	590	82	153	60	43	277	1726
1982-83	SAN	80	79	2803	686	1342	51.1%	0	3	0.0%	219	289	75.8%	188	349	537	98	126	57	52	248	1591
1983-84	SAN	79	79	2853	779	1597	48.8%	6	14	42.9%	275	353	77.9%	188	382	570	93	141	62	73	251	1839
1984-85	SAN	82	82	2853	775	1558	49.7%	5	23	21.7%	269	346	77.7%	145	272	417	151	144	61	27	219	1824
1985-86	SAN	82	82	2970	802	1697	47.3%	0	12	0.0%	317	392	80.9%	134	275	409	188	184	56	25	175	1921
1986-87	SAN	40	18	922	208	478	43.5%	1	2	50.0%	92	112	82.1%	38	65	103	38	51	19	9	68	509
1987-88	SAN	68	20	1501	378	784	48.2%	3	12	25.0%	160	194	82.5%	54	144	198	68	52	31	13	101	919
Career		759	360	24537	6371	12912	49.3%	19	88	21.6%	2255	2894	77.9%	1538	2708	4246	1010	1300	530	400	2012	15016

CHRIS MORRIS

Year	Team	GP	GS	MIN	FGM	FGA	FG%	3FG	3FGA	3FG%	FTM	FTA	FT%	OREB	DREB	REB	AST	TO	STL	BLK	PF	PTS
1988-89	NJN	76	48	2096	414	905	45.7%	64	175	36.6%	182	254	71.7%	188	209	397	119	190	102	60	250	1074
1989-90	NJN	80	76	2449	449	1065	42.2%	61	193	31.6%	228	316	72.2%	194	228	422	143	185	130	79	219	1187
1990-91	NJN	79	68	2553	409	962	42.5%	45	179	25.1%	179	244	73.4%	210	311	521	220	167	138	96	248	1042
1991-92	NJN	77	74	2394	346	726	47.7%	22	110	20.0%	165	231	71.4%	199	295	494	197	171	129	81	211	879
1992-93	NJN	77	57	2302	436	907	48.1%	17	76	22.4%	197	248	79.4%	227	227	454	106	119	144	52	171	1086
1993-94	NJN	50	27	1349	203	454	44.7%	53	147	36.1%	85	118	72.0%	91	137	228	83	52	55	49	120	544
1994-95	NJN	71	49	2131	351	856	41.0%	106	317	33.4%	142	195	72.8%	181	221	402	147	117	86	51	155	950
1995-96	UTH	66	33	1424	265	606	43.7%	63	197	32.0%	98	127	77.2%	100	129	229	77	71	63	20	140	691
1996-97	UTA	73	1	977	122	299	40.8%	31	113	27.4%	39	54	72.2%	37	125	162	43	45	29	24	121	314
1997-98	UTA	54	1	538	85	207	41.1%	19	62	30.6%	44	61	72.1%	35	79	114	24	33	25	17	61	233
1998-99	PHX	44	2	535	64	149	43.0%	16	56	28.6%	40	46	87.0%	54	67	121	23	21	16	11	54	184
Career		747	43																			

AUBURN IN THE NBA - CAREER STATISTICS

WAREAGLE

MAMADOU N'DIAYE

Year	Team	GP	GS	MIN	FGM	FGA	FG%	3FG	3FGA	3FG%	FTM	FTA	FT%	OREB	DREB	REB	AST	TO	STL	BLK	PF	PTS
2000-01	TOR	3	0	10	1	4	25.0%	0	0	0.0%	2	2	100%	1	1	2	0	0	0	0	3	4
2001-02	TOR	5	0	46	6	10	60.0%	0	0	0.0%	8	10	80.0%	6	5	11	0	1	0	2	6	20
2002-03	TOR	22	8	364	43	96	44.8%	0	0	0.0%	34	47	72.3%	29	53	82	7	21	8	32	58	120
2003-04	DAL/ATL	28	1	366	27	69	39.1%	0	0	0.0%	44	59	74.6%	43	69	112	0	18	8	25	59	98
2004-05	LAC	11	0	72	8	20	40.0%	0	1	0.0%	4	7	57.1%	9	9	18	1	0	1	5	20	20
Career		69	9	860	85	199	42.7%	0	1	0.0%	92	125	73.6%	88	137	225	8	40	17	64	146	262

MOOCHIE NORRIS

Year	Team	GP	GS	MIN	FGM	FGA	FG%	3FG	3FGA	3FG%	FTM	FTA	FT%	OREB	DREB	REB	AST	TO	STL	BLK	PF	PTS
1996-97	VAN	8	0	89	4	22	18.2%	2	10	20.0%	2	5	40.0%	3	9	12	23	5	4	0	5	12
1998-99	SEA	12	0	140	13	40	32.5%	6	15	40.0%	6	16	37.5%	4	16	20	24	16	7	0	17	38
1999-00	HOU	30	0	502	69	159	43.4%	12	29	41.4%	57	73	78.1%	16	52	68	94	30	23	1	32	207
2000-01	HOU	82	6	1654	184	413	44.6%	25	89	28.1%	151	194	77.8%	44	154	198	283	107	69	2	84	544
2001-02	HOU	82	26	2249	251	631	39.8%	36	134	26.9%	127	169	75.1%	73	173	246	403	156	81	4	130	665
2002-03	HOU	82	3	1375	134	330	40.6%	11	45	24.4%	78	114	68.4%	37	122	159	196	86	55	4	72	357
2003-04	HOU/NYK	66	0	847	80	217	36.9%	20	58	34.5%	54	71	76.1%	10	55	65	121	64	44	5	51	234
2004-05	NYK/HOU	38	0	360	35	109	32.1%	0	12	0.0%	20	24	83.3%	10	36	46	39	27	18	2	44	90
2005-06	HOU/NOK	45	0	424	46	112	41.1%	4	14	28.6%	29	42	69.0%	12	42	54	50	33	20	1	49	125
Career		445	35	7637	816	2033	40.1%	116	406	28.6%	524	708	74.0%	209	659	868	1233	524	321	19	484	2272

CHUMA OKEKE

Year	Team	GP	GS	MIN	FGM	FGA	FG%	3FG	3FGA	3FG%	FTM	FTA	FT%	OREB	DREB	REB	AST	TO	STL	BLK	PF	PTS
2020-21	ORL	45	19	1133	135	324	41.7%	49	141	34.8%	30	40	75.0%	42	139	181	101	38	48	22	48	349
2021-22	ORL	70	20	1749	216	575	37.6%	118	371	31.8%	55	65	84.6%	47	300	347	118	57	97	42	95	605
Career		115	39	2882	351	899	39.0%	167	512	32.6%	85	105	80.9%	89	439	528	219	95	145	64	143	954

ISAAC OKORO

Year	Team	GP	GS	MIN	FGM	FGA	FG%	3FG	3FGA	3FG%	FTM	FTA	FT%	OREB	DREB	REB	AST	TO	STL	BLK	PF	PTS
2020-21	CLE	67	67	2173	235	559	42.0%	62	214	29.0%	114	157	72.6%	68	138	206	128	86	62	24	185	646
2021-22	CLE	67	61	1981	207	431	48.0%	55	157	35.0%	119	155	76.8%	72	129	201	121	58	56	22	164	588
Career		134	128	4154	442	990	44.6%	117	371	31.5%	233	312	74.6%	140	267	407	149	144	118	46	349	1234

MYLES PATRICK

Year	Team	GP	GS	MIN	FGM	FGA	FG%	3FG	3FGA	3FG%	FTM	FTA	FT%	OREB	DREB	REB	AST	TO	STL	BLK	PF	PTS
1980-81	LAL	3	0	9	2	5	40.0%	0	0	0.0%	1	2	50.0%	1	1	2	1	1	0	0	3	5
Career		3	0	9	2	5	40.0%	0	0	0.0%	1	2	50.0%	1	1	2	1	1	0	0	3	5

CHUCK PERSON

Year	Team	GP	GS	MIN	FGM	FGA	FG%	3FG	3FGA	3FG%	FTM	FTA	FT%	OREB	DREB	REB	AST	TO	STL	BLK	PF	PTS
1986-87	IND	82	78	2956	635	1358	46.8%	49	138	35.5%	222	297	74.7%	168	509	677	295	211	90	16	310	1541
1987-88	IND	79	71	2807	575	1252	45.9%	59	177	33.3%	132	197	67.0%	171	365	536	309	210	73	8	266	1341
1988-89	IND	80	79	3012	711	1453	48.9%	63	205	30.7%	243	307	79.2%	144	372	516	289	308	83	18	280	1728
1989-90	IND	77	73	2714	605	1242	48.7%	94	253	37.2%	211	270	78.1%	126	319	445	230	170	53	20	217	1515
1990-91	IND	80	79	2566	620	1231	50.4%	69	203	34.0%	165	229	72.1%	121	296	417	238	184	56	17	221	1474
1991-92	IND	81	81	2923	616	1284	48.0%	132	354	37.3%	133	197	67.5%	114	312	426	382	216	68	18	247	1497
1992-93	MIN	78	75	2985	541	1248	43.3%	118	332	35.5%	109	168	64.9%	98	335	433	343	219	67	30	198	1309
1993-94	MIN	77	37	2029	356	843	42.2%	100	272	36.8%	82	108	75.9%	55	198	253	185	121	45	12	164	894
1994-95	SAN	81	1	2033	317	750	42.3%	172	445	38.7%	66	102	64.7%	49	209	258	106	102	45	12	198	872
1995-96	SAN	80	16	2131	308	705	43.7%	190	463	41.0%	67	104	64.4%	76	337	413	100	91	49	26	197	873
1997-98	SAS	61	11	1455	143	398	35.9%	95	276	34.4%	28	37	75.7%	17	187	204	86	67	29	10	121	409
1998-99	CHH	50	21	990	112	289	38.8%	55	157	35.0%	24	32	75.0%	17	115	132	60	41	20	8	90	303
1999-00	SEA	37	0	340	37	123	30.1%	24	95	25.3%	4	8	50.0%	6	47	53	22	12	5	2	56	102
Career		943	622	28941	5576	12176	45.8%	1220	3370	36.2%	1486	2056	72.3%	1162	3601	4763	2645	1952	683	197	2565	13858

2022-23 AUBURN MEN'S BASKETBALL

AUBURN IN THE NBA - CAREER STATISTICS

WESLEY PERSON

Year	Team	GP	GS	MIN	FGM	FGA	FG%	3FG	3FGA	3FG%	FTM	FTA	FT%	OREB	DREB	REB	AST	TO	STL	BLK	PF	PTS
1994-95	PHX	78	56	1800	309	638	48.4%	116	266	43.6%	80	101	79.2%	67	134	201	105	79	48	24	149	814
1995-96	PHX	82	47	2609	390	877	44.5%	117	313	37.4%	148	192	77.1%	56	265	321	138	89	55	22	148	1045
1996-97	PHX	80	42	2326	409	903	45.3%	171	414	41.3%	91	114	79.8%	68	224	292	123	76	86	20	102	1080
1997-98	CLE	82	82	3198	440	957	46.0%	192	447	43.0%	132	170	77.6%	65	298	363	188	110	129	49	108	1204
1998-99	CLE	45	42	1342	198	437	45.3%	75	200	37.5%	32	53	60.4%	19	123	142	80	41	37	16	52	503
1999-00	CLE	79	38	2056	280	654	42.8%	106	250	42.4%	61	77	79.2%	44	223	267	146	60	40	19	119	727
2000-01	CLE	44	22	958	128	292	43.8%	34	84	40.5%	24	30	80.0%	11	119	130	64	40	27	11	62	314
2001-02	CLE	78	78	2793	467	944	49.5%	143	322	44.4%	99	124	79.8%	50	244	294	173	74	77	37	93	1176
2002-03	MEM	66	44	1941	274	601	45.6%	100	231	43.3%	79	97	81.4%	24	168	192	112	56	42	19	64	727
2003-04	MEM	16	0	284	33	107	30.8%	11	43	25.6%	6	8	75.0%	2	16	18	23	16	5	2	11	83
2003-04	POR/ATL	58	0	1037	126	314	40.1%	55	138	39.9%	31	39	79.5%	16	101	117	66	38	19	9	38	338
2004-05	MIA/DEN	41	3	667	107	226	47.3%	41	89	46.1%	9	13	69.2%	3	80	83	39	17	19	4	30	264
Career		733	454	20731	3128	6843	45.7%	1150	2754	41.8%	786	1010	77.8%	423	1979	2402	1234	680	579	230	965	8192

STAN PIETKIEWICZ

Year	Team	GP	GS	MIN	FGM	FGA	FG%	3FG	3FGA	3FG%	FTM	FTA	FT%	OREB	DREB	REB	AST	TO	STL	BLK	PF	PTS
1978-79	SDC	4	0	32	1	8	12.5%	0	0	0.0%	2	2	100%	0	6	6	3	1	1	0	5	4
1979-80	SDC	50	0	577	91	179	50.8%	9	36	25.0%	37	46	80.4%	26	19	45	94	51	25	4	52	228
1980-81	SDC/DAL	42	0	461	57	138	41.3%	19	48	39.6%	11	14	78.6%	13	29	42	77	22	15	2	28	144
Career		96	0	1070	149	325	45.8%	28	84	33.3%	50	62	80.6%	39	54	93	174	74	41	6	85	376

CHRIS PORTER

Year	Team	GP	GS	MIN	FGM	FGA	FG%	3FG	3FGA	3FG%	FTM	FTA	FT%	OREB	DREB	REB	AST	TO	STL	BLK	PF	PTS
2000-01	GSW	51	35	1147	173	445	38.9%	0	5	0.0%	94	141	66.7%	89	100	189	61	59	45	6	111	440
Career		51	35	1145	173	445	38.9%	0	5	0.0%	94	141	66.7%	89	100	189	61	59	45	6	111	440

AARON SWINSON

Year	Team	GP	GS	MIN	FGM	FGA	FG%	3FG	3FGA	3FG%	FTM	FTA	FT%	OREB	DREB	REB	AST	TO	STL	BLK	PF	PTS
1994-95	PHX	9	0	51	10	18	55.6%	0	0	0.0%	4	5	80.0%	3	5	8	3	5	1	0	8	24
Career		9	0	51	10	18	55.6%	0	0	0.0%	4	5	80.0%	3	5	8	3	5	1	0	8	24

JT THOR

Year	Team	GP	GS	MIN	FGM	FGA	FG%	3FG	3FGA	3FG%	FTM	FTA	FT%	OREB	DREB	REB	AST	TO	STL	BLK	PF	PTS
2021-22	CHA	33	0	262	24	55	43.6%	7	27	25.9%	12	20	60.0%	11	32	43	19	10	8	11	26	67
Career		33	0	262	24	55	43.6%	7	27	25.9%	12	20	60.0%	11	32	43	19	10	8	11	26	67

AUBURN MEDIA INFORMATION

#WAR EAGLE

2022-23 AUBURN MEN'S BASKETBALL

CREDENTIALS

The Auburn Athletics Communications Office has moved to an online credential application system via Sportsystems. Credentials must be requested at least 5 days in advance of a game. E-mails will no longer be accepted. Due to limited media seating and room on the photo base lines at Neville Arena, not all credential applications will be approved including freelance photographers and print/digital media not affiliated with an accredited news organization/station.

INTERVIEW POLICY

Auburn Head Coach Bruce Pearl, assistant coaches and selected student-athletes are available for phone and in-person interviews by contacting Marlene Navor in the communications office. Postgame interviews with Coach Pearl and requested players will be conducted in the postgame press conference room (Super Suites 2) of Neville Arena following a brief cooling-off period. Practices are open, however, media wishing to attend are asked to notify Marlene Navor at least one day in advance.

GAME DAY SERVICES

Notes for both teams and gameday programs will be provided prior to the game. Stats will be handed out after the game. Wireless internet is available in Neville Arena. Please ask Marlene Navor and the communications staff for the log-in/password.

WEEKLY PRESS CONFERENCE

Coach Pearl will conduct weekly press conferences throughout the season. Media members should contact the communications office for accurate dates and times. Video of all press conferences are uploaded to Auburn Imagen (auburn.imagencloud.com).

VIDEO SERVICES

FTP feeds of selected Auburn basketball highlights are available for the media. A number of studio and satellite services may be arranged for electronic media by contacting David Pedersen (djp0043@auburn.edu) in Auburn Video Services/War Eagle Productions.

PHOTO SERVICES

For photos of Auburn Basketball or anything pertaining to Auburn Athletics, please contact Marlene Navor (mnavor@auburn.edu) in the communications office.

COMMUNICATIONS

SID Contact _____ Marlene Navor
 _____ Director of Communications, Men's Basketball
 Phone _____ 334-750-2381
 Email _____ mnavor@auburn.edu
 Mailing Address _____ Auburn Athletics Communications
 _____ Auburn Athletics Complex
 _____ 392 South Donahue Drive
 _____ Auburn, AL 36849
 Main Office Phone _____ 334-844-9800
 Twitter/Instagram _____ @AuburnMBB
 Facebook _____ /AuburnMBB
 Hashtag _____ #WarEagle

2022-23 AUBURN BASKETBALL RADIO AFFILIATES

City	Affiliate	Frequency
Abbeville	WESZ	98.7 FM
Alexander City	WKGA	97.5 FM
Andalusia	WAAO	93.7 FM
Auburn	WTGZ	93.9 FM
Birmingham	WZRR	99.5 FM
Centre	WEIS	100.5 FM / 990 AM
Columbus, GA	WHAL	94.7 FM / 1460 AM
Conway, AR	KASR	92.7 FM
Cullman	WKUL	92.1 FM
Demopolis	WXAL	1400 AM
Dothan	WESP	102.5 FM
Evergreen	WPPG	101.1 FM
Florence	WMSR	94.9 FM
Foley	WHEP	92.5 FM / 1310 AM
Fort Payne	WZOB	1250 AM
Gadsden	WTDR	99.3 FM / 1350 AM
Greenville	WQZX	94.3 FM
Guntersville	WTWX	95.9 FM
Hackleburg	WFMH	95.5 FM
Huntsville	WHOS	800 AM
Huntsville	WBHP	102.5 FM / 1230 AM
Mobile	WAVH	106.5 FM
Montgomery	WLWI	92.3 FM
Moulton	WALW	98.3 FM
Nashville, TN	WBUZ	94.9 FM
Oxford	WTDR	92.7 FM
Roanoke	WELR	102.3 FM
Scottsboro	WWIC	1050 AM
Selma	WHBB	1490 AM
Thomasville	WJDB	95.5 FM
Troy	WTBF	970 AM
Tupelo, MS	WBHP	99.9 FM
Tuscaloosa	WZZR	99.5 FM
Vernon	WJEC	106.5 FM
Vernon	WVSA	1380 AM



2022-23 OPPONENT INFORMATION

George Mason – Nov. 7 Auburn, Ala. Series: Auburn Leads 1-0

Location _____ Fairfax, Va.
 Nickname _____ Patriots
 Conference _____ Atlantic 10
 Enrollment _____ 37,316
 Arena _____ EagleBank Arena
 2021-22 Record _____ 14-16
 2021-22 Conf. Record _____ 7-9
 Postseason _____ None
 Head Coach _____ Kim English
 Media Contact _____ Mark LaFrance
 Phone _____ 508-577-7282
 E-Mail _____ mlafran@gmu.edu
 Website _____ www.GoMason.com

Texas Southern – Nov. 18 Auburn, Ala. Series: Auburn Leads 4-0

Location _____ Houston, Texas
 Nickname _____ Tigers
 Conference _____ Southwestern Athletic
 Enrollment _____ 10,500
 Arena _____ H&PE Arena
 2021-22 Record _____ 19-13
 2021-22 Conf. Record _____ 13-5
 Postseason _ NCAA 1st Round (lost to Kansas)
 Head Coach _____ Johnny Jones
 Media Contact _____ Ryan McGinty
 Phone _____ 713-313-6829
 E-Mail _____ ryan.mcginity@tsu.edu
 Website _____ www.tsusports.com

Liberty – Nov. 23 Cancun, Mexico (Possible Opponent) Series: Auburn Leads 1-0

Location _____ Lynchburg, Va.
 Nickname _____ Flames
 Conference _____ ASUN
 Enrollment _____ 45,935
 Arena _____ Liberty Arena
 2021-22 Record _____ 22-11
 2021-22 Conf. Record _____ 12-4
 Postseason _____ None
 Head Coach _____ Ritchie McKay
 Media Contact _____ Bill Smith
 Phone _____ 434-582-2292
 E-Mail _____ wsmith51@liberty.edu
 Website _____ www.liberty.edu

Memphis – Dec. 10 Atlanta, Ga. Series: Auburn Leads 2-0

Location _____ Memphis, Tenn.
 Nickname _____ Tigers
 Conference _____ American Athletic
 Enrollment _____ 17,378
 Arena _____ FedExForum
 2021-22 Record _____ 22-11
 2021-22 Conf. Record _____ 13-5
 Postseason _ NCAA 2nd Round (lost to Gonzaga)
 Head Coach _____ Penny Hardaway
 Media Contact _____ Michael Schroeder
 Phone _____ 901-678-2335
 E-Mail _____ michael.schroeder@memphis.edu
 Website _____ www.gotigersgo.com

USF – Nov. 11 Auburn, Ala. Series: Auburn Leads 6-1

Location _____ Tampa, Fla.
 Nickname _____ Bulls
 Conference _____ American Athletic
 Enrollment _____ 50,830
 Arena _____ Yuengling Center
 2021-22 Record _____ 8-23
 2021-22 Conf. Record _____ 3-15
 Postseason _____ None
 Head Coach _____ Brian Gregory
 Media Contact _____ Dave Albrecht
 Phone _____ 813-974-7099
 E-Mail _____ albrecht25@usf.edu
 Website _____ www.gousfbulls.com

Bradley – Nov. 22 Cancun, Mexico Series: Auburn Leads 2-0

Location _____ Peoria, Ill.
 Nickname _____ Braves
 Conference _____ Missouri Valley
 Enrollment _____ 4,636
 Arena _____ Carver Arena
 2021-22 Record _____ 17-14
 2021-22 Conf. Record _____ 11-7
 Postseason _____ None
 Head Coach _____ Brian Wardle
 Media Contact _____ Jason Veniskey
 Phone _____ 309-677-3636
 E-Mail _____ jveniskey@bradley.edu
 Website _____ www.bradleybraves.com

Saint Louis – Nov. 27 Auburn, Ala. Series: Auburn Leads 3-0

Location _____ St. Louis, Mo.
 Nickname _____ Billikens
 Conference _____ Atlantic 10
 Enrollment _____ 12,649
 Arena _____ Chaifetz Arena
 2021-22 Record _____ 23-12
 2021-22 Conf. Record _____ 12-6
 Postseason _ NIT 1st Round (lost to Northern Iowa)
 Head Coach _____ Travis Ford
 Media Contact _____ Brian Kunderman
 Phone _____ 314-977-3346
 E-Mail _____ brian.kunderman@slu.edu
 Website _____ www.slubillikens.com

Georgia State – Dec. 14 Auburn, Ala. Series: Auburn Leads 6-1

Location _____ Atlanta, Ga.
 Nickname _____ Panthers
 Conference _____ Sun Belt
 Enrollment _____ 52,000
 Arena _____ GSU Convocation Center
 2020-21 Record _____ 18-11
 2020-21 Conf. Record _____ 9-5
 Postseason _ NCAA 1st Round (lost to Gonzaga)
 Head Coach _____ Jonas Hayes
 Media Contact _____ Allison George
 Phone _____ 678-595-7728
 E-Mail _____ ageorge@gsu.edu
 Website _____ www.GeorgiaStateSports.com

Winthrop – Nov. 15 Auburn, Ala. Series: Auburn Leads 5-1

Location _____ Rock Hill, S.C.
 Nickname _____ Eagles
 Conference _____ Big South
 Enrollment _____ 5,865
 Arena _____ Winthrop Coliseum
 2021-22 Record _____ 23-9
 2021-22 Conf. Record _____ 14-2
 Postseason _____ None
 Head Coach _____ Mark Prosser
 Media Contact _____ Brett Redden
 Phone _____ 803-323-6246
 E-Mail _____ reddeb@winthrop.edu
 Website _____ www.winthropeagles.com

Northwestern – Nov. 23 Cancun, Mexico (Possible Opponent) Series: First Meeting

Location _____ Evanston, Ill.
 Nickname _____ Wildcats
 Conference _____ Big Ten
 Enrollment _____ 8,327
 Arena _____ Welsh-Ryan Arena
 2021-22 Record _____ 15-16
 2021-22 Conf. Record _____ 7-13
 Postseason _____ None
 Head Coach _____ Chris Collins
 Media Contact _____ Jacob Pavilack
 Phone _____ 847-491-7503
 E-Mail _____ jacob.pavilack@northwestern.edu
 Website _____ www.nusports.com

Colgate – Dec. 2 Auburn, Ala. Series: Auburn Leads 1-0

Location _____ Hamilton, N.Y.
 Nickname _____ Raiders
 Conference _____ Patriot League
 Enrollment _____ 3,228
 Arena _____ Cotterell Court
 2021-22 Record _____ 23-12
 2021-22 Conf. Record _____ 16-2
 Postseason _ NCAA 1st Round (lost to Wisconsin)
 Head Coach _____ Matt Langel
 Media Contact _____ Jordan Doroshenko
 Phone _____ 315-228-7860
 E-Mail _____ jdoroshenko@colgate.edu
 Website _____ www.colgateathletics.com

USC – Dec. 18 Los Angeles, Calif. Series: USC Leads 2-0

Location _____ Los Angeles, Calif.
 Nickname _____ Trojans
 Conference _____ Pacific-12
 Enrollment _____ 46,000
 Arena _____ Galen Center
 2021-22 Record _____ 26-8
 2021-22 Conf. Record _____ 14-6
 Postseason _ NCAA 1st Round (lost to Miami)
 Head Coach _____ Andy Enfield
 Media Contact _____ David Tuttle
 Phone _____ 213-725-3102
 E-Mail _____ davidtut@usc.edu
 Website _____ www.usctrojans.com

2022-23 OPPONENT INFORMATION

WAREAGLE

2022-23 AUBURN MEN'S BASKETBALL

Washington – Dec. 21 Seattle, Wash. Series: Auburn Leads 1-0

Location _____ Seattle, Wash.
 Nickname _____ Huskies
 Conference _____ Pacific-12
 Enrollment _____ 46,284
 Arena _____ Alaska Airlines Arena at Hec Ed. Pavilion
 2021-22 Record _____ 17-15
 2021-22 Conf. Record _____ 11-9
 Postseason _____ None
 Head Coach _____ Mike Hopkins
 Media Contact _____ Will Gulley
 Phone _____ 805-453-7787
 E-Mail _____ willgull@uw.edu
 Website _____ www.gohuskies.com

Arkansas – Jan. 7 Auburn, Ala. Series: Arkansas Leads 37-20

Location _____ Fayetteville, Ark.
 Nickname _____ Razorbacks
 Conference _____ Southeastern
 Enrollment _____ 29,068
 Arena _____ Bud Walton Arena
 2021-22 Record _____ 28-9
 2021-22 Conf. Record _____ 13-5
 Postseason _____ NCAA Elite Eight (lost to Duke)
 Head Coach _____ Eric Musselman
 Media Contact _____ Mike Cawood
 Phone _____ 479-575-3114
 E-Mail _____ tmcawood@uark.edu
 Website _____ www.arkansasrazorback.com

LSU – Jan. 18 Baton Rouge, La. Series: LSU Leads 87-69

Location _____ Baton Rouge, La.
 Nickname _____ Tigers
 Conference _____ Southeastern
 Enrollment _____ 34,290
 Arena _____ Maravich Assembly Center
 2021-22 Record _____ 22-12
 2021-22 Conf. Record _____ 9-9
 Postseason _____ NCAA 1st Round (lost to Iowa St.)
 Head Coach _____ Matt McMahon
 Media Contact _____ Kent Lowe
 Phone _____ 225-241-4360
 E-Mail _____ clowe@lsu.edu
 Website _____ www.lsusports.net

West Virginia – Jan. 28 Morgantown, W. Va. Series: Series Tied 2-2

Location _____ Morgantown, W. Va.
 Nickname _____ Mountaineers
 Conference _____ Big 12
 Enrollment _____ 29,107
 Arena _____ WVU Coliseum
 2021-22 Record _____ 16-17
 2021-22 Conf. Record _____ 4-14
 Postseason _____ None
 Head Coach _____ Bob Huggins
 Media Contact _____ Bryan Messerly
 Phone _____ 304-293-2821
 E-Mail _____ bryan.messerly@mail.wvu.edu
 Website _____ www.wvusports.com

Florida – Dec. 28 Auburn, Ala. Series: Auburn Leads 90-82

Location _____ Gainesville, Fla.
 Nickname _____ Gators
 Conference _____ Southeastern
 Enrollment _____ 53,481
 Arena _____ Exactech Arena
 2021-22 Record _____ 20-14
 2021-22 Conf. Record _____ 9-9
 Postseason _____ NIT 2nd Round (lost to Xavier)
 Head Coach _____ Todd Golden
 Media Contact _____ Denver Parler
 Phone _____ 352-692-6195
 E-Mail _____ denverp@gators.ufl.edu
 Website _____ www.floridagators.com

Ole Miss – Jan. 10 // Feb. 22 Oxford, Miss. // Auburn, Ala. Series: Auburn Leads 79-64

Location _____ Oxford, Miss.
 Nickname _____ Rebels
 Conference _____ Southeastern
 Enrollment _____ 21,676
 Arena _____ The Pavilion at Ole Miss
 2021-22 Record _____ 13-19
 2021-22 Conf. Record _____ 4-14
 Postseason _____ None
 Head Coach _____ Kermit Davis
 Media Contact _____ Mike Swartz
 Phone _____ 662-915-7522
 E-Mail _____ mgswartz@olemiss.edu
 Website _____ www.olemisssports.com

South Carolina – Jan. 21 Columbia, S.C. Series: Auburn Leads 29-19

Location _____ Columbia, S.C.
 Nickname _____ Gamecocks
 Conference _____ Southeastern
 Enrollment _____ 35,364
 Arena _____ Colonial Life Arena
 2021-22 Record _____ 19-13
 2021-22 Conf. Record _____ 9-9
 Postseason _____ None
 Head Coach _____ Lamont Paris
 Media Contact _____ Michael DeBates
 Phone _____ 803-777-5204
 E-Mail _____ mdebates@mailbox.sc.edu
 Website _____ www.gamecocksonline.com

Tennessee – Feb. 4 // March 4 Knoxville, Tenn. // Auburn, Ala. Series: Tennessee Leads 79-44

Location _____ Knoxville, Tenn.
 Nickname _____ Volunteers
 Conference _____ Southeastern
 Enrollment _____ 30,559
 Arena _____ Thompson-Boling Arena
 2021-22 Record _____ 27-8
 2021-22 Conf. Record _____ 14-4
 Postseason _____ NCAA 2nd Round (lost to Michigan)
 Head Coach _____ Rick Barnes
 Media Contact _____ Tom Satkowiak
 Phone _____ 865-696-2897
 E-Mail _____ tomsid@tennessee.edu
 Website _____ www.utsports.com

Georgia – Jan. 4 // Feb. 1 Athens, Ga. // Auburn, Ala. Series: Auburn Leads 99-96

Location _____ Athens, Ga.
 Nickname _____ Bulldogs
 Conference _____ Southeastern
 Enrollment _____ 39,147
 Arena _____ Stegeman Coliseum
 2021-22 Record _____ 6-26
 2021-22 Conf. Record _____ 1-17
 Postseason _____ None
 Head Coach _____ Mike White
 Media Contact _____ Mike Mobley
 Phone _____ 706-542-9021
 E-Mail _____ mmobley@sports.uga.edu
 Website _____ www.georgiadogs.com

Mississippi State – Jan. 14 Auburn, Ala. Series: Auburn Leads 80-70

Location _____ Starkville, Miss.
 Nickname _____ Bulldogs
 Conference _____ Southeastern
 Enrollment _____ 22,986
 Arena _____ Humphrey Coliseum
 2021-22 Record _____ 18-16
 2021-22 Conf. Record _____ 8-10
 Postseason _____ NIT 1st Round (lost to Virginia)
 Head Coach _____ Chris Jans
 Media Contact _____ Matt Dunaway
 Phone _____ 662-325-3595
 E-Mail _____ mdunaway@athletics.msstate.edu
 Website _____ www.hailstate.com

Texas A&M – Jan. 25 // Feb. 7 Auburn, Ala. // College Station, Texas Series: Texas A&M Leads 13-6

Location _____ College Station, Texas
 Nickname _____ Aggies
 Conference _____ Southeastern
 Enrollment _____ 71,109
 Arena _____ Reed Arena
 2021-22 Record _____ 27-13
 2021-22 Conf. Record _____ 9-9
 Postseason _____ NIT Championship (lost to Xavier)
 Head Coach _____ Buzz Williams
 Media Contact _____ Brad Marquardt
 Phone _____ 979-862-5453
 E-Mail _____ bmarquardt@athletics.tamu.edu
 Website _____ www.12thman.com

Alabama – Feb. 11 // March 1 Auburn, Ala. // Tuscaloosa, Ala. Series: Alabama Leads 99-65

Location _____ Tuscaloosa, Ala.
 Nickname _____ Crimson Tide
 Conference _____ Southeastern
 Enrollment _____ 37,842
 Arena _____ Coleman Coliseum
 2021-22 Record _____ 19-14
 2021-22 Conf. Record _____ 9-9
 Postseason _____ NCAA 1st Round (lost to Notre Dame)
 Head Coach _____ Nate Oats
 Media Contact _____ Steven Gonzalez
 Phone _____ 205-348-5401
 E-Mail _____ sgonzalez@ia.ua.edu
 Website _____ www.rolltide.com

2022-23 OPPONENT INFORMATION

Missouri – Feb. 14

Auburn, Ala.

Series: Series Tied 6-6

Location _____ Columbia, Mo.
 Nickname _____ Tigers
 Conference _____ Southeastern
 Enrollment _____ 31,105
 Arena _____ Mizzou Arena
 2021-22 Record _____ 12-21
 2021-22 Conf. Record _____ 5-13
 Postseason _____ None
 Head Coach _____ Dennis Gates
 Media Contact _____ Jason Veniskey
 Phone _____ 573-884-2531
 E-Mail _____ jdvh4f@missouri.edu
 Website _____ www.mutigers.com

Vanderbilt – Feb. 18

Nashville, Tenn.

Series: Vanderbilt Leads 89-56

Location _____ Nashville, Tenn.
 Nickname _____ Commodores
 Conference _____ Southeastern
 Enrollment _____ 13,537
 Arena _____ Memorial Gymnasium
 2021-22 Record _____ 19-17
 2021-22 Conf. Record _____ 7-11
 Postseason _____ None
 Head Coach _____ Jerry Stackhouse
 Media Contact _____ Gavin Nevill
 Phone _____ 610-442-3431
 E-Mail _____ gavin.nevill@vanderbilt.edu
 Website _____ www.vucommodores.com

Kentucky – Feb. 25

Lexington, Ky.

Series: Kentucky Leads 96-23

Location _____ Lexington, Ky.
 Nickname _____ Wildcats
 Conference _____ Southeastern
 Enrollment _____ 31,057
 Arena _____ Rupp Arena
 2021-22 Record _____ 28-8
 2021-22 Conf. Record _____ 14-4
 Postseason _____ None
 Head Coach _____ John Calipari
 Media Contact _____ Deb Moore
 Phone _____ 859-257-8506
 E-Mail _____ deb.moore@uky.edu
 Website _____ www.ukathletics.com

#WAREAGLE

2022-23 AUBURN MEN'S BASKETBALL

TV/RADIO ROSTER CHART

#WAREAGLE



0 K.D. JOHNSON
G • 6-0 • 185 • Jr.
Atlanta, Ga.



1 WENDELL GREEN JR.
G • 5-10 • 175 • Jr.
Detroit, Mich.



2 JAYLIN WILLIAMS
F • 6-8 • 230 • Sr.
Nahunta, Ga.



3 TRE DONALDSON
G • 6-2 • 190 • Jr.
Tallahassee, Fla.



4 JOHNI BROOME
F • 6-10 • 235 • So.
Plant City, Fla.



5 CHRIS MOORE
F • 6-6 • 230 • Jr.
West Memphis, Ark.



10 CHANCE WESTRY
G • 6-6 • 190 • Fr.
Harrisburg, Pa.



12 ZEP JASPER
G • 6-1 • 190 • Gr.
Augusta, Ga.



14 PRESLEY PATTERSON
G • 5-11 • 175 • Fr.
Knoxville, Tenn.



20 CARTER SOBERA
G • 6-5 • 200 • Jr.
Birmingham, Ala.



21 YOHAN TRAORE
F • 6-10 • 225 • Fr.
Tours, France



22 ALLEN FLANIGAN
G • 6-6 • 220 • Sr.
Little Rock, Ark.



23 BABATUNDE AKINGBOLA
C • 6-10 • 245 • Sr.
Ogun, Nigeria



24 LIOR BERMAN
G • 6-4 • 215 • Sr.
Birmingham, Ala.



25 CHANDLER LEOPARD
G • 6-3 • 195 • Sr.
Athens, Ala.



42 HASTON ALEXANDER
C • 6-10 • 230 • Fr.
Tuscumbia, Ala.



44 DYLAN CARDWELL
C • 6-11 • 256 • Jr.
Augusta, Ga.



55 JALEN HARPER
G • 6-0 • 175 • Sr.
Mableton, Ga.



HC BRUCE PEARL
Head Coach
Ninth Season

2022-23 AUBURN MEN'S BASKETBALL

THERE'S NO PLACE LIKE **HOME**

2021 - 2022 SEASON



FIRST UNDEFEATED SEASON AT NEVILLE ARENA

16-0