

AUBURN BASEBALL

MEDIA GUIDE

 | 2018





TABLES OF CONTENTS/QUICKFACTS

2018 AUBURN BASEBALL INFORMATION

Table of Contents/Quick Facts	1
2018 Roster	2
2018 Schedule	3
TV/Radio Chart	4-5
Plainsman Park	6
Plainsman Park Facts & Records	7
Head Coach Butch Thompson	8-9
Assistant Coach Karl Nonemaker	10
Assistant Coach Gabe Gross	11
Volunteer Assistant Steve Smith	12
Support Staff	13
Administration	14
2018 Player Profiles	15-38

2017 YEAR IN REVIEW

2017 Auburn Team Stats	39
2017 Auburn Team SEC-Only Stats	40
2017 Notes	41-42
2017 Game-By-Game Hitting	43
2017 Game-By-Game Results	44
2017 Superlatives & Miscellaneous Stats	45
2017 Starting Lineups & Starters	46-47
2018 SEC Tournament	48

HISTORY & RECORDS

Capital City Classic History and Records	49
Auburn Records	50-51
Single-Season Top 10 Hitting	52
Career Top 10 Hitting	53
Single-Season Top 10 Pitching	54
Career Top 10 Pitching	55
Team Top 10	56
Year-By-Year Team Stats	57-58
Streaks & Sweeps	59
Year-By-Year Leaders	60-62
SEC & NCAA Leaders/No-Hitters	63
Home Run Records	64
Five-Hit Games/20-Run Games	65
The Last Time	66
Year-By-Year Results (1895-1948)	67-70
Year-By-Year Results & Team Stats (1949-2016)	71-97
Auburn On Television	98-99
Series Records	100
Results vs. Opponents	101-113
Coaching Records	114
Year-By-Year Standings	115
Auburn at the College World Series	116
Auburn in NCAA Regionals	117-120
Auburn in SEC Tournaments	121-122
All-Time Honors & Awards	123-125
Auburn in MLB	126-127
MLB Honors/World Series History	127
All-Time Draft Picks	128
Letterwinners (1949-2016)	129-131

KEY POSITION PLAYERS RETURNING (6)

Player	Cl.	Pos.	Ht.	Wt.	2017 Statistics
*Jay Estes	Sr.	OF	5-10	175	.276, 19 2B, 29 RBI
*Luke Jarvis	R-Sr.	IF	5-10	191	.276, 5 HR, 27 RBI
*Josh Anthony	Sr.	IF	5-11	207	.266, 2 HR, 39 RBI
*Dylan Ingram	Sr.	IF	6-4	218	.258, 8 HR, 39 RBI
*Conor Davis	So.	OF/IF	6-3	227	.282, 1 HR, 29 RBI
*Will Holland	So.	IF	5-10	181	.209, 3 HR, 18 RBI

* - 2017 starter

KEY PITCHERS RETURNING (6)

Player	Cl.	Ht.	Wt.	2017 Statistics
Casey Mize	Jr.	6-3	208	8-2, 2.04 ERA, 109 K
Davis Daniel	So.	6-1	190	4-3, 3.78 ERA, 61 K
Calvin Coker	Sr.	6-3	174	3-3, 3.78 ERA, 41 K
Andrew Mitchell	R-Sr.	6-1	196	5-4, 5.14 ERA, 27 K
Ryan Watson	So.	6-5	215	1-1, 5.17 ERA, 22 K
Corey Herndon	Sr.	6-3	215	1-1, 5.45 ERA, 18 K

RADIO INFORMATION

Primary Stations	WTGZ-FM (93.9), WQSI-FM (95.9)
Radio Network	Auburn Sports Network
Primary Contact	Rod Bramblett
Play-by-Play Announcers	Rod Bramblett, Andy Burcham, Paul Ellen & Brad Law

GENERAL INFORMATION

Location	Auburn, Ala.
Founded	October 1, 1856
Enrollment	29,776
Nickname	Tigers
Colors	Burnt Orange and Navy Blue
Affiliation	NCAA Division I
Conference	Southeastern (SEC West)
President	Dr. Steven Leath (Penn State)
Athletic Director	Allen Greene (Notre Dame)

KEY NUMBERS

Media Relations Office	(334) 844-9800
Media Relations FAX	(334) 844-9807
Plainsman Park Press Box	(334) 844-4138
Athletic Department Phone	(334) 844-4750
Baseball Office	(334) 844-4975
Ticket Office	(855) AUB-2010
Website	www.AuburnTigers.com
Twitter	@AuburnBaseball

STADIUM INFORMATION

Stadium	Samford Stadium-Hitchcock Field at Plainsman Park
First Year/Renovated	1950/1996
Capacity	4,096
All-Time Record	1,180-535 (.688)
Dimensions	LF-315; CF-385; RF-331
Alleys	LC-335/385; RC-360

HISTORY

All-Time Record (since 1895)	2,400-1,626-33 (.595)
Record since 1949 (Modern Era)	1,869-1,292-4 (.591)
All-Time Conference Record	886-830-3 (.516)
All-Time SEC Tournament Record	32-46 (.410)
NCAA Tournament Appearances	20
NCAA Tournament Record	44-43 (.506)
Last NCAA Regional	2017 (Tallahassee, Fla.)
Last NCAA Super Regional	1999 (Tallahassee, Fla.)
College World Series Appearances	4
College World Series Record	3-8 (.273)
Last College World Series	1997

COACHING/SUPPORT STAFF

Head Coach	Butch Thompson (Birmingham-Southern)
Record at Auburn	60-59 (.504), Third year
Career Record	99-71 (.582), Fourth year
Assistant Coach	Karl Nonemaker (Vanderbilt)
Assistant Coach	Gabe Gross (Auburn)
Volunteer Assistant Coach	Steve Smith (Baylor)
Student Assistant	Blake Logan
Student Assistant	Tyler Stovall
Director of Operations	Greg Drye (Southern Miss)
Athletic Administrator	Randall Dickey (Quachita Baptist)
Player Development & Data Analyst	Blake Beck (Troy)
Strength and Conditioning	Brett Price (Troy)
Athletic Trainer	Anthony Sandersen (South Dakota St.)

TEAM INFORMATION

Total	Home	Away	Neut.
2017 Overall Record	37-26	23-13	10-10
2017 SEC Record	16-14	9-6	7-8
Conference Finish	5th, West; 7th, Overall		
2017 Postseason	Tallahassee Regional		
2017 Final Ranking	No. 25 (BA)		
Letterwinners Returning/Lost	15/12		
Position Starters Returning/Lost	6/3		
Pitchers Returning/Lost	8/9		
Newcomers	18		

ATHLETIC COMMUNICATIONS

Baseball SID	George Nunnelley
SID Office Phone	(334) 844-9656
SID FAX Number	(334) 844-9807
Nunnelley's Cell Phone	(502) 609-9982
Nunnelley's Email	gnunnelley@auburn.edu
Assoc. AD/Communications	Kirk Sampson
Sampson's Email	kirk@auburn.edu
SID Mailing Address	P.O. Box 351; Auburn, AL 36830-0351
SID Overnight Address	Athletic Complex
	392 S. Donahue Dr., Auburn, AL 36849





2018 AUBURN BASEBALL ROSTER

BY POSITION

PITCHERS

No.	Name	Pos.	Cl./Exp.	Ht.	Wt.	Hometown (Previous School)
14	Elliott Anderson	LHP	So./1L	6-3	212	Cartersville, Ga. (Cartersville)
15	Carter Bowen	RHP	Fr./HS	5-11	190	Cullman, Ala. (Cullman)
7	Tanner Burns	RHP	Fr./HS	6-0	215	Decatur, Ala. (Decatur)
23	Calvin Coker	RHP	Sr./1L	6-3	174	Kyle, Texas (Ranger)
13	Davis Daniel	RHP	So./1L	6-1	190	Montgomery, Ala. (St. James)
6	Rhett Fetner	RHP	Fr./HS	6-3	200	Roanoke, Ala. (Handley)
4	Peyton Glavine	LHP	Fr./HS	5-11	176	Alpharette, Ga. (Blessed Trinity)
20	Cody Greenhill	RHP	Fr./HS	6-4	216	Russellville, Ala. (Russellville)
18	Corey Herndon	RHP	Sr./1L	6-3	215	Marion, Ark. (Columbia State)
52	Ryan Hoerter	RHP	Fr./HS	6-6	191	Pleasant Prairie, Wisc. (Indian Trail)
36	Ford Luttrell	RHP	Fr./HS	6-0	181	Madison, Ala. (Bob Jones)
16	Welby Malczewski	LHP	R-Jr./1L	6-6	255	Mt. Prospect, Ill. (Heartland)
12	Andrew Mitchell	LHP	R-Sr./2L	6-1	196	New Orleans, La. (Delgado)
32	Casey Mize	RHP	Jr./2L	6-3	220	Springville, Ala. (Springville)
44	Jack Owen	LHP	Fr./HS	6-2	174	Coto De Caza, Calif. (J Serra)
31	Blake Schilleci	LHP	Jr./JC	5-10	198	Birmingham, Ala. (Wallace-Hanceville)
37	Ryan Watson	RHP	So./1L	6-5	215	Auburn, Ala. (Auburn)

CATCHERS

No.	Name	Pos.	Cl./Exp.	Ht.	Wt.	Hometown (Previous School)
11	Chase Hall	C	Jr./JC	6-2	215	Woodinville, Wisc. (Southern Union)
21	Mike Rojas	C	Jr./1L	6-2	215	Naples, Fla. (Chipola)
41	Steven Williams	C/OF	Fr./HS	6-3	216	Albany, Ga. (Deerfield-Windsor)
22	Brett Wright	C	R-Jr./JC	6-0	210	New Caney, Texas (San Jacinto)

INFIELDERS

No.	Name	Pos.	Cl./Exp.	Ht.	Wt.	Hometown (Previous School)
3	Josh Anthony	IF	Sr./1L	5-11	207	Columbus, Ga. (Western Oklahoma)
17	Will Holland	IF	So./1L	5-10	181	Lawrenceville, Ga. (Collins Hill)
27	Dylan Ingram	IF	R-Sr./1L	6-4	218	Pike Road, Ala. (Shelton State)
9	Luke Jarvis	IF	R-Sr./1L	5-10	191	San Diego, Calif. (Saddleback)
10	Edouard Julien	IF/OF	Fr./HS	6-1	183	Quebec City, Quebec (Cardinal-Roy)
26	Winston Morgan	IF/OF	Fr./HS	6-4	200	Montgomery, Ala. (LAMP)
38	Brett Olson	IF	R-Jr./JC	6-2	225	Newport Beach, Calif. (Central Alabama)
8	Brendan Venter	IF	Jr./JC	6-2	205	Flower Mound, Texas (McLennan)

OUTFIELDERS

No.	Name	Pos.	Cl./Exp.	Ht.	Wt.	Hometown (Previous School)
24	Conor Davis	OF	So./1L	6-3	227	Roswell, Ga. (Blessed Trinity)
25	Jay Estes	OF	Sr./1L	5-10	175	Crawfordville, Fla. (Chipola)
5	Cade Evans	OF/IF	Fr./HS	6-0	183	Chattanooga, Tenn. (Boyd Buchanan)
2	Jeremy Johnson	OF	R-So./1L	5-10	180	Suwanee, Ga. (Lambert)
19	Bowen McGuffin	OF	Sr./1L	6-1	197	Panama City, Fla. (Gulf Coast State)
1	Judd Ward	OF	Fr./HS	6-1	195	Russellville, Ala. (Russellville)

COACHES & STAFF

No.	Name	Title	Experience
30	Butch Thompson	Head Coach	Third Year
35	Karl Nonemaker	Assistant Coach & Recruiting Coordinator	First Year
39	Gabe Gross	Assistant Coach	First Year
34	Steve Smith	Volunteer Assistant Coach	First Year
	Blake Logan	Student Assistant	First Year
	Tyler Stovall	Student Assistant	First Year
	Greg Drye	Director of Operations	Third Year
	Randall Dickey	Athletic Administrator	Fourth Year
	Blake Beck	Player Development & Data Analyst	Second Year
	Brett Price	Strength & Conditioning Coach	Second Year
	Anthony Sandersen	Athletic Trainer	First Year

PRONUNCIATION GUIDE

Jay ESTES.....	ESS-teez
Ryan HOERTER.....	HOR-ter
EDOUARD Julien.....	ED-ward
Ford LUTTRELL.....	LUH-truhl
Welby MALCZEWSKI.....	MAL-chez-SKI
Mike ROJAS.....	ROW-hoss
Blake SCHILLECI.....	sha-LAY-see

NUMERICAL

No.	Name	Pos.
1	Judd Ward.....	OF
2	Jeremy Johnson.....	OF
3	Josh Anthony.....	IF
4	Peyton Glavine.....	LHP
5	Cade Evans.....	IF
6	Rhett Fetner.....	RHP
7	Tanner Burns.....	RHP
8	Brendan Venter.....	IF
9	Luke Jarvis.....	IF
10	Edouard Julien.....	IF
11	Chase Hall.....	C
12	Andrew Mitchell.....	LHP
13	Davis Daniel.....	RHP
14	Elliott Anderson.....	LHP
15	Carter Bowen.....	RHP
16	Welby Malczewski.....	LHP
17	Will Holland.....	IF
18	Corey Herndon.....	RHP
19	Bowen McGuffin.....	OF
20	Cody Greenhill.....	RHP
21	Mike Rojas.....	C
22	Brett Wright.....	C
23	Calvin Coker.....	RHP
24	Conor Davis.....	OF
25	Jay Estes.....	OF
26	Winston Morgan.....	IF/OF
27	Dylan Ingram.....	IF
31	Blake Schilleci.....	LHP
32	Casey Mize.....	RHP
36	Ford Luttrell.....	RHP
37	Ryan Watson.....	RHP
38	Brett Olson.....	IF
41	Steven Williams.....	C/OF
44	Jack Owen.....	LHP
52	Ryan Hoerter.....	RHP

BREAKDOWN BY CLASS

Seniors (8)

Josh Anthony, Calvin Coker, Jay Estes, Corey Herndon, Dylan Ingram, Luke Jarvis, Bowen McGuffin, Andrew Mitchell

Juniors (8)

Chase Hall, Welby Malczewski, Casey Mize, Brett Olson, Mike Rojas, Blake Schilleci, Brendan Venter, Brett Wright

Sophomores (6)

Elliott Anderson, Davis Daniel, Conor Davis, Will Holland, Jeremy Johnson, Ryan Watson

Freshmen (13)

Carter Bowen, Tanner Burns, Cade Evans, Rhett Fetner, Peyton Glavine, Cody Greenhill, Ryan Hoerter, Edouard Julien, Ford Luttrell, Winston Morgan, Jack Owen, Judd Ward, Steven Williams



2018 AUBURN BASEBALL SCHEDULE

DATE	DAY	OPPONENT (TV)	LOCATION	TIME
FEB. 16	FRIDAY	LONGWOOD	AUBURN	5 PM
FEB. 17	SATURDAY	LONGWOOD (SECN+)	AUBURN	1 PM
FEB. 18	SUNDAY	LONGWOOD (SECN+)	AUBURN	1 PM
FEB. 20	TUESDAY	GEORGIA STATE (SECN+)	AUBURN	4 PM
FEB. 21	WEDNESDAY	TROY	AUBURN	4 PM
FEB. 23	FRIDAY	BRYANT (SECN+)	AUBURN	5 PM
FEB. 24	SATURDAY	BRYANT (SECN+)	AUBURN	1 PM
FEB. 25	SUNDAY	BRYANT	AUBURN	12 PM
Feb. 27	Tuesday	at South Alabama (Jag Nation TV)	Mobile, Ala.	6:30 pm
MAR. 2	FRIDAY	BYU (SECN+)	AUBURN	5 PM
MAR. 3	SATURDAY	BYU (DH)	AUBURN	12 PM
Mar. 6	Tuesday	vs. UAB^ (C-USA TV)	Birmingham, Ala.	6:30 pm
MAR. 9	FRIDAY	NORTHEASTERN (SECN+)	AUBURN	6 PM
MAR. 10	SATURDAY	NORTHEASTERN (SECN+)	AUBURN	1 PM
MAR. 11	SUNDAY	NORTHEASTERN (SECN+)	AUBURN	1 PM
MAR. 13	TUESDAY	GEORGIA TECH (SECN+)	AUBURN	6 PM
MAR. 14	WEDNESDAY	MEMPHIS (SECN+)	AUBURN	6 PM
MAR. 16	FRIDAY	TEXAS A&M* (SEC Network)	AUBURN	7 PM
MAR. 17	SATURDAY	TEXAS A&M* (SECN+)	AUBURN	2 PM
MAR. 18	SUNDAY	TEXAS A&M* (SECN+)	AUBURN	1 PM
Mar. 20	Tuesday	at Georgia Tech (ACC Network Extra)	Atlanta, Ga.	5 pm
Mar. 23	Friday	at Kentucky* (SECN+)	Lexington, Ky.	5:30 pm
Mar. 24	Saturday	at Kentucky* (SEC Network)	Lexington, Ky.	11 am
Mar. 25	Sunday	at Kentucky* (SECN+)	Lexington, Ky.	12 pm
Mar. 27	Tuesday	vs. Alabama%	Montgomery, Ala.	6:30 pm
MAR. 30	FRIDAY	MISSOURI* (SECN+)	AUBURN	6 PM
MAR. 31	SATURDAY	MISSOURI* (SEC Network)	AUBURN	6 PM
APR. 1	SUNDAY	MISSOURI* (SEC Network)	AUBURN	2 PM
APR. 3	TUESDAY	ALABAMA A&M (SECN+)	AUBURN	6 PM
Apr. 6	Friday	at Arkansas* (SECN+)	Fayetteville, Ark.	6:30 pm
Apr. 7	Saturday	at Arkansas* (SECN+)	Fayetteville, Ark.	6 pm
Apr. 8	Sunday	at Arkansas* (SEC Network)	Fayetteville, Ark.	4 pm
Apr. 10	Tuesday	at Samford (SoCon Digital Network)	Birmingham, Ala.	6 pm
APR. 13	FRIDAY	MISSISSIPPI STATE* (SEC Network)	AUBURN	7:30 PM
APR. 14	SATURDAY	MISSISSIPPI STATE* (SECN+)	AUBURN	2 PM
APR. 15	SUNDAY	MISSISSIPPI STATE* (SECN+)	AUBURN	1 PM
APR. 17	TUESDAY	UAB (SECN+)	AUBURN	6 PM
Apr. 20	Friday	at Alabama* (SECN+)	Tuscaloosa, Ala.	6 pm
Apr. 21	Saturday	at Alabama* (SEC Network)	Tuscaloosa, Ala.	7 pm
Apr. 22	Sunday	at Alabama* (SECN+)	Tuscaloosa, Ala.	1 pm
APR. 24	TUESDAY	SAMFORD (SECN+)	AUBURN	6 PM
Apr. 26	Thursday	at Florida* (ESPNU)	Gainesville, Fla.	6 pm
Apr. 27	Friday	at Florida* (SECN+)	Gainesville, Fla.	5:30 pm
Apr. 28	Saturday	at Florida* (SECN+)	Gainesville, Fla.	5:30 pm
MAY 4	FRIDAY	VANDERBILT* (SECN+)	AUBURN	6 PM
MAY 5	SATURDAY	VANDERBILT* (SECN+)	AUBURN	2 PM
MAY 6	SUNDAY	VANDERBILT* (SECN+)	AUBURN	1 PM
MAY 8	TUESDAY	SOUTH ALABAMA (SECN+)	AUBURN	6 PM
May 10	Thursday	at Ole Miss* (ESPNU)	Oxford, Miss.	6 pm
May 11	Friday	at Ole Miss* (SECN+)	Oxford, Miss.	6:30 pm
May 12	Saturday	at Ole Miss* (SECN+)	Oxford, Miss.	4 pm
May 15	Tuesday	at Troy (ESPN3)	Troy, Ala.	6 pm
MAY 17	THURSDAY	LSU* (SECN+)	AUBURN	6 PM
MAY 18	FRIDAY	LSU* (SECN+)	AUBURN	6 PM
MAY 19	SATURDAY	LSU* (SECN+)	AUBURN	1 PM

POSTSEASON

May 22-27
June 1-4
June 8-10
June 16-27

SEC Tournament (SEC Network)
NCAA Regionals
NCAA Super Regionals
College World Series

Hoover, Ala.
TBA
TBA
Omaha, Neb.

TBA
TBA
TBA
TBA

LEGEND

* SEC game

% Capital City Classic (Montgomery, Ala./Riverwalk Stadium)

^ Game played at Regions Field (Birmingham, Ala.)

All times central and subject to change | Home games in **BOLD**




TV/RADIO SPOTTING CHART



#1 Judd Ward
Fr. • OF • L-R
6-1 • 195
Russellville, Ala.



#2 Jeremy Johnson
R-So. • OF • R-R
5-10 • 180
Suwanee, Ga.



#3 Josh Anthony
Sr. • IF • R-R
5-11 • 207
Columbus, Ga.



#4 Peyton Glavine
Fr. • LHP • R-L
5-11 • 176
Alpharetta, Ga.



#5 Cade Evans
Fr. • OF/IF • R-R
6-0 • 183
Chattanooga, Tenn.



#6 Rhett Fetner
Fr. • RHP • R-R
6-3 • 200
Roanoke, Ala.



#7 Tanner Burns
Fr. • RHP • R-R
6-0 • 215
Decatur, Ala.



#8 Brendan Vanter
Jr. • IF • R-R
6-2 • 205
Flower Mound, Texas



#9 Luke Jarvis
R-Sr. • IF • R-R
5-10 • 191
San Diego, Calif.



#10 Edouard Julien
Fr. • IF/OF • S-R
6-1 • 183
Quebec City, Quebec



#11 Chase Hall
Jr. • C • R-R
6-2 • 215
Roanoke, Ala.



#12 Andrew Mitchell
R-Sr. • LHP • L-L
6-1 • 196
New Orleans, La.



#13 Davis Daniel
So. • RHP • R-R
6-1 • 190
Montgomery, Ala.



#14 Elliot Anderson
So. • LHP • L-L
6-3 • 212
Cartersville, Ga.



#15 Carter Bowen
Fr. • RHP • R-R
5-11 • 190
Cullman, Ala.



#16 Welby Malczewski
R-Jr. • LHP • L-L
6-6 • 255
Mt. Prospect, Ill.



#17 Will Holland
So. • IF • R-R
5-10 • 181
Lawrenceville, Ga.



#18 Corey Herndon
Sr. • RHP • R-R
6-3 • 215
Marion, Ark.




#19 Bowen McGuffin
Sr. • OF • L-L
6-1 • 197
Panama City, Fla.



#20 Cody Greenhill
Fr. • RHP • R-R
6-4 • 216
Russellville, Ala.



TV/RADIO SPOTTING CHART



#21 Mike Rojas Jr.
Jr. • C • R-R
6-2 • 215
Naples, Fla.




#22 Brett Wright
R-Jr. • C • R-R
6-0 • 210
New Caney, Texas



#23 Calvin Coker
Sr. • RHP • R-R
6-3 • 174
Kyle, Texas




#24 Conor Davis
So. • OF • R-R
6-3 • 227
Roswell, Ga.



#25 Jay Estes
Sr. • OF • R-R
5-10 • 175
Crawfordville, Fla.



#26 Winston Morgan
Fr. • IF/OF • L-R
6-4 • 200
Montgomery, Ala.




#27 Dylan Ingram
R-Sr. • IF • R-R
6-4 • 218
Pike Road, Ala.



#31 Blake Schilleci
Jr. • LHP • L-L
5-10 • 198
Birmingham, Ala.



#32 Casey Mize
Jr. • RHP • R-R
6-3 • 220
Springville, Ala.



#36 Ford Luttrell
Fr. • RHP • L-R
6-0 • 181
Madison, Ala.



#37 Ryan Watson
So. • RHP • R-R
6-5 • 215
Auburn, Ala.




#38 Brett Olson
R-Jr. • IF/OF • L-L
6-2 • 225
Newport Beach, Calif.



#41 Steven Williams
Fr. • C/OF • L-R
6-3 • 216
Albany, Ga.



#44 Jack Owen
Fr. • LHP • L-L
6-2 • 174
Coto De Caza, Calif.



#52 Ryan Hoerter
Fr. • RHP • R-R
6-6 • 191
Pleasant Prairie, Wisc.



#30 Butch Thompson
Head Coach
Third Year at Auburn
Fourth Year Overall



#35 Karl Nonemaker
Assistant Coach
First Year at Auburn



#39 Gabe Gross
Assistant Coach
First Year at Auburn



#34 Steve Smith
Volunteer Assistant Coach
First Year at Auburn





PLAINSMAN PARK - HOME OF THE TIGERS

Auburn's baseball home for the past 68 seasons, Samford Stadium-Hitchcock Field at Plainsman Park seats 4,096, including 3,227 chairback seats. The design combines the look of old-time ballparks with academic buildings on the Auburn campus to create a facade of brick and painted steel.

A 1998 facelift transformed Auburn's baseball field into a renaissance of Camden Yard proportions. The park offers the brick backstop of Wrigley Field, the dark green chairback seats of Camden Yards and the Green Monster of Fenway Park, each timeless elements borrowed and melded together to create a timeless atmosphere for college baseball.

In 2016, Samford Stadium-Hitchcock Field at Plainsman Park was named one of the top venues in the country for college baseball by D1Baseball.com. Baseball America voted the facility the best in college baseball prior to the 2003 season.

The intimacy of the park extends to the position of the spectators. The front row box seats are located close to the infield action, just four feet off the ground and only 40 feet from the first and third base bags. The backstop is just 60 feet from home plate.

Down the left field line perched above the box seats, a terraced area allows for another 750 fans to enjoy Auburn baseball.

Besides the playing field and grand stands, the structure also houses the Tigers' clubhouse, which features a locker room, training and equipment areas, an indoor hitting tunnel, a team lounge area, coaches' offices and umpire dressing room.

The commitment to excellence of Auburn's baseball program is evident by the continuing efforts to keep Plainsman Park on the forefront of college baseball. Those efforts have included three additions and numerous upgrades to the facility since its initial renovations in 1996.

The most recent upgrades were completed prior to the 2018 season when artificial turf was laid in foul territory and around the outfield warning track to allow for a designated practice area in all types of weather as well as easier means of upkeep for the grounds crew. Additionally, the program continued with the goal of improving fan experience when one of the largest video boards in the country measuring 24'0" x 62'4" and a new state-of-the-art sound system were installed along with a MUSCO LED lighting system before the 2017 season. Three thousand eight hundred chair back seats throughout the ballpark were also replaced.

Auburn baseball also partnered with TrackMan to implement a data analytic system that brings the Tigers to the forefront nationally in next-level player development. TrackMan incorporates video and uses 3D Doppler radar to measure extension, spin rate, speed, exit velocity and more. TrackMan allows the coaching staff to dive deeper and help Auburn players take the next step to develop and strengthen their identities on the field.

Key renovations and additions came in both 2013 and 2014. First, former Auburn All-American Tim Hudson and his wife Kim donated \$1 million for upgrades to the Auburn clubhouse, locker room, equipment room and athletic training room inside Plainsman Park that were completed in late 2013. Additionally as part of the renovation, new coach's offices, meeting rooms and an alumni room were added.

In 2014 both the home and away dugouts were extended 10 feet and new benches were added complete with permanent camera wells.

Beginning in 2010, the outfield wall was padded and represents a Wall of Fame for Auburn baseball, recognizing former greats of the program. The first class of inductees included Bo Jackson, Gregg Olson, Frank Thomas and Tim Hudson on February 27, 2010.

The Plainsman Park Strength and Rehabilitation Center was completed in January of 2004. It houses an x-ray lab, rehabilitation center, physical therapy area, offices for Auburn Sports Medicine Clinic and Andrews Sports Medicine and Orthopedic Center — a research institute directed by Dr. James Andrews, which serves nationally acclaimed professional athletes as well as Auburn's student-athletes.

Rehabilitation services are also available to the public. Physical therapist Dave Walsh also operates on the second floor and is dedicated to addressing the needs of Auburn's student-athletes.

In the summer of 2001, construction began on a \$2.3 million renovation to Plainsman Park that included the addition of 630 chairback box seats down the right and left field foul lines. The bullpens, which once existed where the seats down the foul line are now, were relocated during the renovation. Auburn's bullpen is located behind the Green Monster in left field, while the visiting bullpen rests beyond the right-center field fence, next to the K Corner.

Although the grandstand was constructed prior to the 1996 season, one part of the project was already in place for the 1995 season. Auburn installed a dark green asymmetrically designed outfield wall, which provided a distinct change in the playing dynamics of Plainsman Park.

The most unique feature of that fence is still in place with the 30-foot "Green Monster" in left field, which provides an aesthetically pleasing view to spectators in the grandstand. Rather than the left field foul pole being 345 feet from home plate, as in the past, the wall is just 315 feet from the batter.

Beginning at the left field power alley and continuing around to the right field foul pole, the top of the wall drops down from 30 to eight feet.

Auburn baseball moved its home to the present location in time for the 1950 season. Prior to that, all home games were played on what is now a campus green behind the east side of Jordan-Hare Stadium.

Plainsman Park was host to the 1978 NCAA South Regional and NCAA Regionals in 1999, 2003 and 2010. It has also witnessed the budding baseball careers of Bo Jackson, Tim Hudson, Gregg Olson, Scott Sullivan, Frank Thomas, Gabe Gross and Josh Donaldson. In 1994, John Powell struck out LSU's Warren Morris at Plainsman Park to set the NCAA career strikeout record. Powell also set the SEC all-time strikeout mark at Plainsman Park, against Arkansas in 1993.

Plainsman Park also has had the privilege of hosting President George W. Bush. Approximately 14,000 people gathered on October 24, 2002, to listen to Bush speak. Bush's visit marked the first time since Franklin D. Roosevelt in 1939 that a United States President visited Auburn while in office.

The field is named in honor of Billy and Jimmy Hitchcock, brothers who became two of Auburn's most noteworthy athletic performers during the 1930s. In 1997, Plainsman Park was renamed Hitchcock Field at Plainsman Park.

The university renamed the facility Samford Stadium-Hitchcock Field at Plainsman Park in May of 2003, naming the stadium after longtime Auburn Board of Trustee Member W. James "Jimmy" Samford, Jr.

Jimmy Samford, who passed away in December of 2003, worked tirelessly in spearheading the efforts for the renovations of Plainsman Park in the late 1990s. It was his work that has made Samford Stadium-Hitchcock Field at Plainsman Park one of the top collegiate baseball facilities in the country. Samford graduated from Auburn in political science in 1972 and was appointed to the board in 1987.

The late Jimmy Hitchcock was Auburn's first All-American in both baseball and football and was known as the "Phantom of Union Springs" for his overall athletic ability. Following a career in Major League Baseball, Jimmy Hitchcock coached the Auburn baseball team in the 1940s before being elected to the Public Service Commission of Auburn on three different occasions.

Billy Hitchcock led Auburn to its first SEC baseball title in 1937 and to its first football bowl game later that fall. Following a nine-year Major League playing career with five teams, "Mr. Billy" earned the title of "The Dignified War Eagle" as manager of the Detroit Tigers, Baltimore Orioles and Atlanta Braves and as commissioner of the Southern League. Hitchcock passed away at the age of 89 in April 2006.



PLAINSMAN PARK FACTS & RECORDS



PLAINSMAN PARK FACTS

GENERAL INFORMATION

First Year	1950
Years	Entering 69th
Surface	Natural Grass/Artificial Turf
All-Time Record	1,180-535 (.688)
Most Wins, Season	30 (1997 & 2010)
Capacity	4,096

SEATING BREAKDOWN

Chairback Seats	3,227
Terrace Seats	750
Wheelchair Spaces	60
Press Box Seats	59

DIMENSIONS

Left Field	315 ft.
Left-Center	335/385 ft.
Center Field	385 ft.
Right-Center	360 ft.
Right Field	331 ft.

FENCE HEIGHT

Left Field	30 feet
LC to RF Foul Pole	8 feet

FIRST NIGHT GAME

March 27, 1977 vs. LSU, 2-0, 10-2

EVENTS HOSTED

- 1978 NCAA South Regional
- 1999 NCAA Regional
- 2002 President George W. Bush Visit
- 2003 NCAA Regional
- 2010 NCAA Regional

RENOVATIONS/ADDITIONS

- 1995 New outfield wall
- 1996 Renovation of Plainsman Park
- 1998 Existing Scoreboard
- 2002 Addition of 620 chair-back seats down right and left field lines
- 2003 Drainage system and new playing surface
- 2004 Strength and Rehabilitation Center
- 2008 Renovation of team meeting room
- 2009 Original video board installed
- 2010 Wall of Fame added
- 2013 Clubhouse renovated
- Alumni Room
- New coaches' offices in Strength/Rehab Center
- Open fence for home bullpen
- Flagpoles on plaza honoring CWS teams
- Expanded dugouts
- 2014 New video board, sound system, LED lights and chairback seating
- 2017
- 2018 Complete resurfacing, including artificial turf installation

ATTENDANCE RECORDS

SINGLE GAME

Att.	Date	Opponent	Result
4,715	4/6/2002	LSU	W, 11-3
4,673	4/5/2003	Alabama	L, 2-3
4,503	4/4/2003	Alabama	W, 10-2
4,491	4/5/2002	LSU	L, 4-9
4,471	4/12/1997	Alabama	W, 13-8
4,428	4/6/2003	Alabama	W, 7-6
4,415	5/29/1999	NC State	W, 9-7
4,409	3/11/2003	Georgia Tech	L, 2-4
4,360	2/22/2014	California	L, 0-5
4,220	3/29/2008	Tennessee	L, 4-8

THREE GAME SERIES

Att.	Opponent	Dates
13,606	Alabama	April 4-6, 2003
13,320	LSU	April 5-7, 2002
11,914	South Carolina	Mar. 31-Apr. 2, 2017
11,723	Alabama	May 6-7, 2017
11,514	Auburn Tournament	Feb. 18-20, 2011

SINGLE SEASON

Att.	Year	Dates	Avg.
111,627	2004	33	3,382
109,778	1999	38	2,888
107,500	2014	34	3,161
105,720	2005	35	3,020
104,958	2017	36	2,915

PLAINSMAN PARK YEAR-BY-YEAR RECORDS

1950.....	4-7	1985.....	19-6
1951.....	7-4	1986.....	23-7
1952.....	5-5	1987.....	26-7
1953.....	1-5	1988.....	27-8
1954.....	9-2	1989.....	29-7
1955.....	6-5	1990.....	27-11
1956.....	5-6	1991.....	25-11
1957.....	9-4	1992.....	22-12
1958.....	9-6	1993.....	27-7
1959.....	2-1	1994.....	25-8
1960.....	7-3	1995.....	28-5
1961.....	6-3	1996.....	22-11
1962.....	9-1	1997.....	30-6
1963.....	6-0	1998.....	26-8
1964.....	4-1	1999.....	27-5
1965.....	7-0	2000.....	27-8
1966.....	10-3	2001.....	25-4
1967.....	13-4	2002.....	26-7
1968.....	14-3	2003.....	25-12
1969.....	15-7	2004.....	21-12
1970.....	10-6	2005.....	21-14
1971.....	11-6	2006.....	17-17
1972.....	11-12	2007.....	22-13
1973.....	12-7	2008.....	20-15
1974.....	20-4	2009.....	22-13
1975.....	16-11	2010.....	30-9
1976.....	20-8	2011.....	19-14
1977.....	18-7	2012.....	22-13
1978.....	19-8	2013.....	22-12
1979.....	19-4	2014.....	19-16
1980.....	20-8	2015.....	25-11
1981.....	17-12	2016.....	19-16
1982.....	22-8	2017.....	23-13
1983.....	10-16	(68 seasons)	
1984.....	19-10		





HEAD COACH BUTCH THOMPSON



BUTCH THOMPSON

30

Butch Thompson was named Auburn's head baseball coach by former Auburn Director of Athletics Jay Jacobs on October 22, 2015.

Thompson, who spent three seasons as an assistant coach and recruiting coordinator at Auburn from 2006-08, returned to the Plains after seven seasons at Mississippi State as both associate head coach and pitching coach.

Thompson was named the 2014 Baseball America and American Baseball Coaches Association National Assistant Coach of the Year while at Mississippi State.

Widely regarded as one of the premier pitching coaches in the country, he has had seven of his former pitchers make Major League debuts since 2014 including Grant Dayton, Kendall Graveman, Jacob Lindgren, Chris Stratton, Jonathan Holder, Chad Girodo and Brandon Woodruff.

In 25 years of coaching at the collegiate level, including 16 in the Southeastern Conference, Thompson has coached seven College World Series participants, including one national champion and a national runner-up, won nine conference championships and made 15 postseason appearances. He has also served as an assistant under three National Coach of the Year recipients.

Thompson has already made his mark in his first two seasons on The Plains as he has amassed 60 wins as the Tigers' skipper. Thompson not only lead the 2017 team to the program's most wins since 2010 (37), but also took the ballclub to the NCAA Tallahassee Regional Final in a hostile Dick Howser Stadium.

In seven seasons at MSU, Thompson made four NCAA regional trips, two Super Regionals, won the SEC Tournament and advanced to the College World Series finishing as NCAA runner-up in 2013. In three of his last four seasons in Starkville, the Bulldogs' staff ERA finished no higher than 3.06. Thompson's 2013 pitching staff was one of two nationally to finish in the top 15 in ERA, strikeouts per nine innings and hits allowed per nine innings.

Thompson is considered one of the top recruiters in the country. Since 2003, he has secured 11 recruiting classes that were ranked in the top 10 by either Baseball America or Perfect Game. His classes signed from 2006-08 at Auburn each ranked in the top 18 nationally, including the No. 5 class nationally in 2008 which included All-American and SEC Player of the Year Hunter Morris. Additionally, his most recent class was tabbed No. 4 in the country by D1 Baseball, representing the highest ranking in program history.

Player development has been equally important for Thompson, who has turned 26 pitchers who went undrafted out of high school into Major League Baseball draft picks.

A native of Amory, Miss., Thompson has coached 25 Division I All-Americans and 31 all-conference honors. Thirteen pitchers tutored by Thompson have gone on to pitch in the big leagues.

PERSONAL

Hometown Aberdeen, Mississippi
 Wife Robin
 Children daughters: Anna, Olivia and Madelyn Gail

EDUCATION

College Birmingham-Southern College (1992)
 UAB (Master's, 1996)

PLAYING EXPERIENCE

1989-90 Itawamba CC
 1991-92 Birmingham-Southern College

COACHING EXPERIENCE

1993 Huntingdon College
 Assistant Coach
 1994-96 Birmingham-Southern College
 Assistant Coach
 1997 Jefferson State (Ala.) CC
 Head Coach
 1998-2001 Birmingham-Southern College
 Assistant Coach
 2002-05 Georgia
 Assistant Coach
 2006-08 Auburn
 Assistant Coach
 2009-15 Mississippi State
 Assistant Coach (2009-12)
 Associate Head Coach (2012-15)
 2015-pres Auburn
 Head Coach

HIGHLIGHTS

- Seven CWS appearances/15 postseason appearances
- 2014 Baseball America/ABCA National Asst. Coach of the Year
- 2013 National Runner-up (Mississippi State)
- 2006 FCA Coach of the Year
- 2001 National Champion (Birmingham-Southern)
- Coached 13 pitchers who went on to pitch in MLB
- Recruited/Coached 26 pitchers who were drafted out of college after going undrafted out of HS



HEAD COACH BUTCH THOMPSON

Thompson had three pitchers drafted in the first 11 rounds of the 2014 MLB Draft and five selected in 2013, including three in the top 10 rounds. He added a first round selection in the 2016 draft and saw Keegan Thompson become the highest drafted Auburn pitcher since 2004 with his third-round selection in 2017.

In addition to his experience at Auburn and Mississippi State, Thompson also spent four seasons at Georgia from 2002-05, including a trip to the College World Series in 2004. While there, he guided the development of future Major Leaguers Josh Fields, Mitchell Boggs and Brooks Brown.

Thompson launched his coaching career as pitching coach and top assistant at Huntingdon College (Ala.) in 1993, before returning to his alma mater in Birmingham, where he helped lead the Panthers to back-to-back Southern States Conference Championships and in 1995 coached BSC to its first NAIA World Series berth.

Thompson left BSC briefly to serve as head coach at Jefferson State Community College in Birmingham in 1997. While at JSCC, he was honored as the Regional Tournament Coach of the Year, the ABCA Alabama Junior College Coach of the Year and the Southeast Region Coach of the Year after guiding JSCC to a 39-21 mark, the AJCAA Region 22 State Championship and a third-place finish in the NJCAA Division II World Series.

He returned to Birmingham-Southern as top assistant the following season, beginning a four-year run during the most successful span in BSC baseball history. The Panthers won 196 games and four TranSouth Conference Championships and made three-consecutive appearances in the NAIA World Series. BSC's 2001 team posted a school-best 55-11 mark and captured the NAIA National Championship.

In 2002, Thompson joined the SEC baseball coaching fraternity, beginning a four-year term as pitching coach and recruiting coordinator in Athens. Georgia's 2003 recruiting class was ranked 10th nationally, and he helped the Bulldogs capture the SEC title in 2004 en route to advancing to the NCAA College World Series.

Thompson, honored as the 2006 Fellowship of Christian Athletes SEC Coach of the Year, has shared his expertise as a featured speaker at numerous baseball coaching clinics throughout the United States.

Thompson prepped at Amory (Miss.) High School and later starred as a pitcher at Itawamba (Miss.) Community College from 1989-90. On Oct. 25, 2014, Thompson was inducted into the ICC Athletic Hall of Fame.

He earned a Bachelor's Degree in History at BSC in 1992 and completed a Master's Degree in Sports Administration at UAB in 1996. He is married to the former Robin Ashe of Birmingham, Ala., and they are the parents of three daughters — Anna, Olivia and Madelyn Gail.

“Coach Thompson is widely known and respected as one of the best men in college baseball. He has an outstanding track record as an elite recruiter, and he has been recognized as the best pitching coach in the country. His track record of developing players who have gone on to highly successful careers in baseball is second to none.”

- Former Auburn Athletics Director Jay Jacobs

Coaching Record			
Year	School	Title	Record
2017	Auburn	Head Coach	37-26
2016	Auburn	Head Coach	23-33
2015	Miss. State	Assoc. HC	24-30
2014	Miss. State	Assoc. HC	39-24
2013	Miss. State [^]	Assoc. HC	51-20
2012	Miss. State	Assoc. HC	41-24
2011	Miss. State	Asst. Coach	38-25
2010	Miss. State	Asst. Coach	23-33
2009	Miss. State	Asst. Coach	25-29
2008	Auburn	Asst. Coach	28-28
2007	Auburn	Asst. Coach	31-25
2006	Auburn	Asst. Coach	22-34
2005	Georgia	Asst. Coach	30-25
2004	Georgia [^]	Asst. Coach	45-23
2003	Georgia	Asst. Coach	29-26
2002	Georgia	Asst. Coach	33-29
2001	BSC ^{^*}	Asst. Coach	55-11
2000	BSC [^]	Asst. Coach	46-20
1999	BSC [^]	Asst. Coach	49-18
1998	BSC	Asst. Coach	46-13-1
1997	Jeff. St. CC [^]	Head Coach	39-12
1996	BSC	Asst. Coach	49-12
1995	BSC	Asst. Coach	46-16
1994	BSC	Asst. Coach	45-17
1993	Huntingdon	Asst. Coach	27-27

* National Champions
^ World Series Appearance





ASSISTANT COACH



KARL NONEMAKER



PERSONAL

Hometown Roxbury, N.J.
 Wife Katie
 Children daughters: Ellie and Ainsley

EDUCATION

College Vanderbilt (2002)

PLAYING EXPERIENCE

1999-02 Vanderbilt
 2002-03 Philadelphia Phillies Organization

COACHING EXPERIENCE

2005-07 Auburn
 Assistant Coach
 2010-11 Monmouth
 Assistant Coach and Recruiting Coordinator
 2012-17 Old Dominion
 Assistant Coach and Recruiting Coordinator
 2018 Auburn
 Assistant Coach and Recruiting Coordinator

HIGHLIGHTS

- Helped lead ODU to four 30-win seasons and a NCAA Regional appearance in 2014 - its first in 14 seasons
- Saw 11 of his former players at ODU taken in the MLB Draft
- Mentored the 2017 C-USA Newcomer of the Year in Jared Young and the 2017 C-USA Defensive Player of the Year in Zach Rutherford
- Won the 2011 Northeast Conference regular season title at Monmouth
- Coached NEC Player of the Year and All-American Ryan Terry, who was drafted by the Tampa Bay Rays
- Drafted by the Philadelphia Phillies in the 20th round in 2002
- Ranks second in Vanderbilt history in career hits (283) and tied for second in career batting average (.369)
- Freshman All-American (1999) and First Team All-SEC (2000)

Karl Nonemaker, a former Auburn assistant and All-SEC outfielder at Vanderbilt, is an assistant coach with the Auburn baseball program. He joined the Auburn staff prior to the 2018 season.

Nonemaker spent the previous six seasons as an assistant coach and recruiting coordinator at Old Dominion University and was on Auburn's staff from 2005-07, helping the program to a NCAA Regional final in 2005.

Nonemaker's career includes two years playing professionally in the Philadelphia Phillies organization and 11 years coaching at three universities; Old Dominion (2012-17), Monmouth (2010-11) and Auburn. He also spent two years (2008-09) working for Louisville Slugger.

A four-year starter at Vanderbilt from 1999-02, Nonemaker was a freshman All-American in 1999 and First Team All-SEC outfielder in 2000. His .415 batting average as a freshman in 1999 is the 15th best single-season average in SEC history (min. 200 AB) and ninth-best mark in the conference in the last 20 years (min. 200 AB). Nonemaker ranks second in career batting average (.369) and hits (283) for the Commodores.

ODU was 181-158 during his six years, winning 30 or more games four times and making an appearance in a NCAA Regional in 2014. During his time at ODU, he was responsible for coaching the hitters, base runners, and outfielders.

In 2017, Nonemaker helped the Monarchs to a 37-21 record, including a 19-11 mark in Conference USA, the best conference win total in the program's four years in C-USA. The program cracked the national polls for the first time in 10 years in 2017.

This past season, Nonemaker helped tutor three freshman All-Americans and C-USA Newcomer of the Year in infielder Jared Young. He also helped coach shortstop Zach Rutherford, the C-USA Defensive Player of the Year and 2016 Cape Cod League MVP.

Nonemaker saw 11 of his former players taken in the MLB Draft during his tenure at ODU. Among those drafted include LHP Ryan Yarbrough (4th Rd, 2014), RHP Nick Hartman (9th Rd, 2016) and Rutherford (6th Rd, 2017).

Prior to Old Dominion, Nonemaker served as an assistant coach and recruiting coordinator at Monmouth University for two years. In 2011, Monmouth won the NEC regular season title, winning every league series. Nonemaker tutored NEC Player of the Year and Louisville Slugger/TPX Third Team All-American in second baseman Ryan Terry, who was drafted by the Tampa Bay Rays.

A native of Roxbury, N.J., Nonemaker was a four-time SEC Academic Honor Roll selection, graduating from Vanderbilt with a degree in Human and Organizational Development in 2002. He and his wife Katie have two daughters, Ellie and Ainsley.



"We got everything we were looking for in Karl Nonemaker. We wanted someone with experience coaching and playing in the SEC, someone who is a great recruiter and someone who is a family man. Karl is all of that."

- Auburn Head Coach Butch Thompson



ASSISTANT COACH



GABE GROSS

39

PERSONAL

Hometown Baltimore, Md.
Wife Kelly
Children daughter: Allie; son: Jake

EDUCATION

College Auburn (2012)

PLAYING EXPERIENCE

1999-01 Auburn
2001-05 Toronto Blue Jays Organization
2006-08 Milwaukee Brewers Organization
2008-09 Tampa Bay Rays Organization
2010 Oakland Athletics Organization

COACHING EXPERIENCE

2012 Auburn
Student Assistant Coach
2013 Auburn
Volunteer Assistant Coach
2018 Auburn
Assistant Coach

HIGHLIGHTS

- Auburn's 2016 SEC Baseball Legend
- Coached an Auburn offense that led the SEC in batting average (.304), on-base percentage (.386), triples (19) and stolen bases (113) in 2012
- 2008 World Series appearance with Tampa Bay Rays
- First-round pick of the Toronto Blue Jays in 2001
- Freshman All-American (1999), First Team All-American (2000) and Academic All-American (2001)
- Led the SEC in hitting in 2000 (.430)

Gabe Gross, a former Auburn All-American and seven-year MLB veteran, is an assistant coach with the Auburn baseball program. He joined the Auburn staff prior to the 2018 season.

A three-year starter in the Auburn outfield from 1999-01, Gross was a first-team All-American in 2000 after he led the Southeastern Conference in hitting with a blistering .430 average. A two-time All-SEC performer, Gross was a freshman All-American in 1999 and a second-team Academic All-American in 2001. He will oversee the Auburn offense and work with the outfielders.

Named Auburn's 2016 SEC Baseball Legend, Gross remains in the school's top 10 in 12 statistical categories, including batting average, hits, doubles, runs, home runs and RBI, among other career lists.

A first-round pick of the Toronto Blue Jays in 2001, Gross enjoyed a seven-year big league career and was a member of the 2008 Tampa Bay Rays team that made a World Series appearance. He totaled 78 doubles, eight triples, 40 home runs and 186 RBI while playing for four different teams.

Following his career in professional baseball, Gross enrolled back in Auburn in August 2011 and served as the Tigers' student assistant during the 2012 season, when he completed his undergraduate degree. The following year, Gross stayed on board as the volunteer assistant, when he continued to work with the Auburn outfielders and oversaw the offense.

In his previous stint with the Auburn coaching staff, Gross was a major contributor to an Auburn offense that hit .290, collectively, during the 2012-13 seasons. Auburn finished the 2012 season leading the SEC in batting average (.304), on-base percentage (.386), triples (19) and stolen bases (113). The Tigers ranked top 20 nationally in stolen bases and batting average, which was the program's highest mark in the last seven seasons.

Gross moved on from coaching and started broadcasting with ESPN and CSS during the 2014 season. He then joined the SEC Network as a baseball analyst when it launched and served in the capacity since the 2015 season.

Gross is married to the former Kelly Gesch, also an Auburn graduate. The couple has two children, Allie and Jake.



"It's such an honor to be a part of the Auburn baseball program again. I've know Coach Thompson a long time and share his vision of building not only great baseball players, but also quality young men. I look forward to working with everyone involved in contributing to build the Auburn baseball program."

- Auburn Assistant Coach Gabe Gross





VOLUNTEER ASSISTANT



STEVE SMITH



PERSONAL

Hometown Gulfport, Miss.
 Wife Melinda
 Children sons: Ryan and Case

EDUCATION

College Baylor (1986)
 Texas A&M (Master's, 1989)

PLAYING EXPERIENCE

1979-80 Mississippi College
 1982-83 Baylor
 1983-86 San Francisco Giants Organization

COACHING EXPERIENCE

1988-89 Texas A&M
 Graduate Assistant
 1990-94 Mississippi State
 Assistant Coach
 1995-2015 Baylor
 Head Coach
 2017 Santa Clara
 Assistant Coach
 2018 Auburn
 Volunteer Assistant

HIGHLIGHTS

- Winningest coach in the history of Baylor Athletics (744 wins)
- Five-time Big 12 Coach of the Year
- 2012 Midwest Coach of the Year
- Took Baylor to 13 NCAA Regionals, four Super Regionals and the 2005 College World Series
- Mentored 17 All-Americans and 14 Academic All-Americans
- Coached 72 draft picks and 13 MLB players
- President of the American Baseball Coaches Association (2008)
- Inducted into Baylor Athletics Hall of Fame in 2006
- USA Baseball National Team head coach (2005) and pitching coach (1998)



Steve Smith is the volunteer coach with the Auburn baseball program working primarily with the pitching staff. He joined the Auburn staff prior to the 2018 season.

Smith comes to The Plains with a pedigree that includes 21 years of collegiate head coaching experience and an additional eight years of experience as an assistant coach.

The winningest coach in the history of Baylor Athletics, Smith won 744 games during his 21-year tenure with the Bears. He turned in 16 seasons of 30 or more wins and six campaigns with 40 or more, including a program record 50 wins in 1999. Additionally, the Bears' five winningest seasons came under Smith's guidance.

Smith also served as the head coach for the USA Baseball National Team in 2005 and was the national team's pitching coach in 1998.

Smith took his Baylor teams to 13 NCAA Regionals, four Super Regionals and culminated the 2005 season with the program's first berth in the College World Series since 1978. He also claimed a trio of Big 12 Conference Championships, including Baylor's first outright championship in more than 75 years during the 2000 season.

A five-time Big 12 Coach of the Year, Smith was named the 2012 Midwest Region Coach of the Year. He served as the President of the American Baseball Coaches Association (ABCA) in 2008 and was inducted into the Baylor Athletics Hall of Fame in 2006.

Player development has been Smith's forte as he not only coached 17 All-Americans, but also guided Jason Jennings to the 1999 Golden Spikes Award, Dick Howser Award and Rotary Smith Award as the best player in college baseball. Jennings also became the first consensus Division I National Player of the Year, and Kelly Shoppach earned the Johnny Bench Award as the top collegiate catcher in 2001.

Smith has had 72 former players selected in the MLB Draft with eight pitchers hearing their names called in the first round. Additionally, 13 of his former players have achieved their dreams of reaching the big leagues.

Smith's players also have a history of excelling in the classroom as he has mentored 14 Academic All-Americans, 39 Academic All-District honorees and 159 Academic All-Big 12 selections.

After beginning his playing career as a dual-sport athlete - quarterback and pitcher - at Mississippi College from 1979-80, Smith completed his collegiate days as a two-year letterwinner at Baylor from 1982-83 and led the Southwest Conference in ERA (1.72) in 1982. He went on to be selected by the San Francisco Giants in the fifth round of the 1983 MLB Draft and spent the next four seasons in the Giants' organization, making his way up to the AAA level at the end of the 1986 season.

Smith's coaching career began as a graduate assistant at Texas A&M from 1988-89, and he earned his first full-time position as an assistant coach at Mississippi State from 1990-94, where he helped lead the Bulldogs to the 1990 College World Series. He then went on to spend the aforementioned 21 seasons at Baylor from 1995-2015 and most recently served as an assistant coach at Santa Clara University a season ago.

Smith earned a Bachelor of Science in Education at Baylor in 1986 and went on to earn his Master of Business Administration at Texas A&M in 1989.

A native of Gulfport, Miss., Smith and his wife, Melinda, have two sons, Ryan and Case. Ryan is a graduate assistant coach for the Angelo State football team. Case is the Director of Recreation Ministries at First Baptist Church Woodway in Waco, Texas, where he and his wife, Danelle, live.

SUPPORT STAFF

Support Staff



Blake Beck
Player Dev. &
Data Analyst



Gloria Caples
Marketing
Director




Randall Dickey
Sport
Administrator



Greg Drye
Director of
Operations




Bob Grant
Event Manager



Blake Logan
Student Assistant



Brian Maddox
Equipment
Manager



George Nunnelly
Communications
Director




Stephanie O'Neill
Sports Dietician



Kalani Long
Administrative
Assistant




Dr. Kirsten Perkins
Academic
Counselor



Brett Price
Strength &
Conditioning



Scott Shepherd
Team Chaplain



Tyler Stovall
Student
Assistant

Athletic Training Staff




Joe-Joe Petrone
Director of
Sports Medicine



Anthony Sandersen
Athletic Trainer



Corey Carmody
Athletic Trainer
Intern



Zach Willard
Head
Groundskeeper



Jon Bailey
Assistant
Groundskeeper

Grounds Crew

Medical Staff



Dr. Michael Goodlett
Team Physician



Dr. James Andrews
Orthopaedic
Surgeon



Dr. Siraj Abdullah
Associate Primary
Care Team
Physician



Dr. Jos Edison
Associate Primary
Care Team
Physician



Dr. John Jones
Primary Care
Sports Medicine
Fellow



Dr. Jesse Pace
Associate Team
Orthopaedic
Surgeon



David Walsh
Manager of Physical
Therapy

Student Managers



Houston Barker
Manager



Peyton Mask
Manager



Ethan Price
Manager



ADMINISTRATION



Steven Leath

Auburn University President

Steven Leath became Auburn University's 19th president on June 19, 2017. He replaced former president Jay Gogue, who had served in the capacity since 2007.

Prior to arriving at Auburn, Dr. Leath served for more than five years as president of Iowa State University, one of the nation's top research institutions with an international reputation in science and technology.

While he was president, Iowa State achieved its highest student graduation rate, lowered student debt, grew research expenditures, set fundraising records and secured the university's largest private gift for an academic facility. He also led efforts for the 200-acre expansion of ISU's research park, creating new jobs and attracting new companies, industry partnerships and government collaborations.

Trained as a plant scientist, Dr. Leath served at three universities in teaching, research and economic development posts en route to his positions at Iowa State and Auburn.

Dr. Leath was vice president for research and sponsored programs for the 16-campus University of North Carolina System. Under his leadership, external research grants and contracts steadily increased and technology transfer activities were streamlined to make the universities more attractive to private sector partners and more responsive to state needs. He also helped develop the North Carolina Research Campus, a private-public venture that fosters advancements in biotechnology, nutrition and health.

At North Carolina State University, Dr. Leath held several positions of increasing responsibility and prominence. Those positions include director of the North Carolina Agricultural Research Service (ARS), associate dean of the College of Agriculture and Life Sciences, professor and research leader and plant pathologist with the U.S. Department of Agriculture's ARS.

Dr. Leath began in academic career at the University of Illinois, Urbana, as an extension plant pathologist. He has published numerous articles on plant disease resistance, plant breeding and related areas and has presented his scientific work throughout the U.S. and in numerous countries.

Dr. Leath holds a B.S. in plant science from Pennsylvania State University, M.S. in plant science from the University of Delaware and a Ph.D. in plant pathology from the University of Illinois. He and his wife, Janet, have two sons, Eric and Scott, and two dogs.



Allen Greene

Athletics Director

Allen Greene became the 15th Director of Athletics at Auburn University and assumed day-to-day responsibilities beginning in February 2018. Greene has served as director of athletics at the University at Buffalo since November 2015.

A graduate of Notre Dame with a degree in finance, Greene was a three-year starter in baseball. Greene was selected by the New York Yankees in the 1998 MLB draft and played in its minor league system until March of 2001. Greene later received his master's degree from Indiana University.

Prior to being named director of athletics at the University at Buffalo, Greene served as the senior associate athletic director for administration and deputy director of athletics. Greene also has experience working in the Southeastern Conference, having led several important business development and advancement functions at the University of Mississippi. Prior to joining Ole Miss, Greene spent two years working in athletics advancement for Notre Dame and five years in its compliance office.


Greene's tenure at the University at Buffalo is noted for success on the field and in the classroom, as well as for donor and corporate development efforts that led to an array of facility enhancements.

One of the youngest athletics directors in the NCAA Division I ranks, Greene, 40, is highly regarded by his peers. He is actively engaged in the National Association of Collegiate Directors of Athletics, Minority Opportunities Athletics Association, and LEAD1, an association dedicated to preparing today's students to be tomorrow's leaders.

Leath hired Greene after consultation with the search committee, Parker Search Firm, and numerous leaders in intercollegiate athletics.

The appointment of Greene follows the recent retirement announcement of Jay Jacobs, who served as Auburn's Director of Athletics since January 2005. Under Jacobs' leadership, Auburn consistently ranked in the top 10 percent of the NACDA Directors Cup standings and won 12 national championships and 25 conference championships.





ELLIOTT ANDERSON

14

POSITION
Left-Handed Pitcher

CLASS
Sophomore

BATS / THROWS
L/L

HEIGHT - WEIGHT
6-3 - 212

EXPERIENCE
1L

HOMETOWN
Cartersville, Ga.

HIGH SCHOOL
Cartersville

2017 - FRESHMAN YEAR

Made 14 relief appearances and tossed 12.2 innings ... posted a 1-0 record with a 6.39 ERA ... made his collegiate debut in the season opener vs. George Washington (2/17) and tossed a perfect frame with a strikeout ... struck out a season-high two batters vs. Troy (4/25) ... went 1-0 with a 1.93 ERA in four relief appearances during SEC play ... earned the win after tossing 2.1 innings in the second game of a double-header at Mississippi State (4/29) ... pitched 1.1 scoreless innings with a strikeout vs. Ole Miss (5/20) ... allowed just two earned runs in his final 10 appearances and 10.2 innings of the season.

HIGH SCHOOL

Played at Cartersville High School for coach Stuart Chester ... Named team MVP and most valuable pitcher following senior season ... First Team Class 4A All-State honoree ... Preseason All-State pick ... Posted a 14-8 record with 2.13 ERA and 154 strikeouts in his high school career ... Region 7-AAAA and Daily-Tribune News Player of the Year in 2015 ... Posted a 2.44 ERA with 76 strikeouts in 63 innings pitched as a junior ... 2016 Rawlings-Perfect Game Honorable Mention All-American ... Southeast All-Region pick ... Two-time Underclass Honorable Mention ... No. 338 nationally by Perfect Game ... No. 42 left-handed pitcher in the country ... Ranked No. 39 in Georgia ... No. 6 southpaw in state ... No. 248 true freshman newcomer in the country according to Perfect Game.

PERSONAL

Son of Tim and Teresah Thompson ... Has one sister, Hattie Thompson ... Studying in the College of Business.

ANDERSON AT A GLANCE

CAREER RECORD

at Plainsman Park.....	0-0
On Road/Neutral.....	1-0
vs. SEC.....	1-0
vs. SEC West.....	1-0
vs. SEC East.....	0-0

CAREER HIGHS

Innings.....	2.1, at Mississippi State (4/29/17)
Hits.....	4, at Mississippi State (4/29/17)
Runs.....	4, vs. South Alabama (3/7/17)
Earned Runs.....	4, vs. South Alabama (3/7/17)
Walks.....	2, two times
Strikeouts.....	2, vs. Troy (4/25/17)
Pitches.....	36, at Mississippi State (4/29/17)



ELLIOTT ANDERSON'S CAREER APPEARANCES

2017 - FRESHMAN YEAR

Date	Opp (Res.)	DEC	QS	IP	H	R	ER	BB	SO	HR	ERA	NP
2/17	GEORGE WASHINGTON (W, 9-0)	-	-	1.0	0	0	0	0	1	0	0.00	9
2/22	FLORIDA A&M (W, 12-8)	-	-	0.0	2	3	3	2	0	0	27.00	14
3/3	LIPSCOMB (W, 8-0)	-	-	0.1	1	0	0	1	1	0	20.25	20
3/7	SOUTH ALABAMA (L, 3-14)	-	-	0.2	3	4	4	2	1	0	31.50	22
3/10	PRESBYTERIAN (L, 8-11)	-	-	0.2	0	0	0	0	0	0	23.62	2
3/15	JACKSONVILLE STATE (W, 10-1)	-	-	2.0	3	0	0	0	1	0	13.50	25
4/25	TROY (L, 2-5)	-	-	1.2	2	0	0	0	2	0	9.95	22
4/29	at #7 MISSISSIPPI STATE (W, 5-3)	W	-	2.1	4	1	1	0	1	0	8.31	36
5/7	ALABAMA (L, 9-11)	-	-	0.2	0	0	0	1	0	0	7.71	11
5/9	at UAB (L, 2-8)	-	-	1.1	2	1	1	1	1	0	7.59	31
5/12	at #10 LSU (L, 3-5)	-	-	0.1	1	0	0	0	0	0	7.36	3
5/20	OLE MISS (L, 4-8)	-	-	1.1	1	0	0	0	1	0	6.57	19
5/24	vs. #4 FLORIDA (L, 4-5)	-	-	0.0	0	0	0	1	0	0	6.57	5
6/5	at #16 FLORIDA STATE (L, 0-6)	-	-	0.1	1	0	0	0	0	0	6.39	8

ALL GAMES

Year	ERA	W	L	App	GS	CG	SHO	CBO	SV	IP	H	R	ER	BB	SO	2B	3B	HR	BF	B/Avg	WP	HBP	BK	SFA	SHA
2017	6.39	1	0	14	0	0	0	2	0	12.2	20	9	9	8	9	4	0	0	54	.370	1	1	0	0	1

SEC GAMES ONLY

Year	ERA	W	L	App	GS	CG	SHO	CBO	SV	IP	H	R	ER	BB	SO	2B	3B	HR	BF	B/Avg	WP	HBP	BK	SFA	SHA
2017	1.93	1	0	4	0	0	0	0	0	4.2	6	1	1	1	2	1	0	0	18	.333	0	0	0	0	0





JOSH ANTHONY



POSITION
Infielder

CLASS
Senior

BATS / THROWS
R/R

HEIGHT - WEIGHT
5-11 - 207

EXPERIENCE
1L

PREVIOUS SCHOOL
Western Oklahoma

HOMETOWN
Columbus, Ga.

HIGH SCHOOL
Hardaway

2017 - JUNIOR YEAR

Was one of two Tigers to play in all 63 games and earned the start at third base in 62 contests ... Turned in a .266 average and reached base at a .375 clip ... Ranked tied for second on the team with 39 RBI ... Also ranked second with 14 doubles and third with 37 runs scored ... Recorded multiple hits in 18 games ... Both of his home runs came in SEC play, when he turned in a .268/.376/.402 slash line ... Went 1-for-4 with two runs and one RBI in his Auburn debut vs. George Washington (2/17) ... Totaled 11 hits and nine RBI in a four-game span from Apr. 18-23 and went on to be named the SEC Player of the Week ... Went 9-for-12 with five runs scored, three doubles, one home run and seven RBI in a weekend series vs. Arkansas (4/21-23) ... Drove in a season-high four runs in the series opener vs. the Razorbacks ... Capped off the series with a season-high four hits to go along with two doubles and three RBI ... Went 2-for-5 and drove in a pair of runs in a NCAA Regional win against UCF (6/2) ... Swiped seven of nine bags.

JUNIOR COLLEGE

Played for Kurt Russell at Western Oklahoma State College in Altus, Okla. ... Batted .444 with 25 home runs (second in the country) and 84 RBI (fourth in the country) as a sophomore ... Also stole 49 bases and scored a nation-leading 112 runs ... Tallied 17 doubles and 54 walks ... Named a First Team NJCAA All-American ... Helped team to two NJCAA World Series appearances ... Hit .425 as a freshman in 2015 with 20 home runs ... Totaled 71 RBI with 79 runs and 18 stolen bases ... Spent time at second, third and behind the plate in his junior college career ... Drafted in the 16th round by the Atlanta Braves in 2016 ... Named an impact JUCO transfer by Perfect Game.

HIGH SCHOOL

Played at Hardaway High School in Columbus, Ga., for coach Christopher Gilstrap ... During his senior season at Hardaway, batted .425 with 18 RBI and 14 extra-base hits ... Named All-Bi City four times ... Hit .351 as a junior with 18 RBI and 13 extra-base hits ... 2013 Region I - AAAAA Player of the Year ... Hit .331 with 15 RBI as a sophomore ... Member of Georgia Black Crackers travel program.

PERSONAL

Son of Eric and Katina Anthony ... Has two siblings, Samuel and D'Erica ... Studying in the College of Liberal Arts.

CAREER HIGHS

At Bats: 6, vs. Alabama (5/7/17)
 Runs: 3, four times
 Hits: 4, vs. Arkansas (4/23/17)
 RBI: 4, vs. Arkansas (4/21/17)
 Doubles: 2, two times
 Triples: None
 HR: 1, two times
 Hit Streak: 9 (2017)
 Reach Base: 13 (2017)

MULTI-HIT GAMES

Year	2	3	4	5+	Total
2017	15	2	1	--	18
Totals	15	2	1	--	18

MULTI-RBI GAMES

Year	2	3	4	5+	Total
2017	8	2	1	--	11
Totals	8	2	1	--	11



ALL GAMES

Year	Avg	GP	GS	AB	R	H	2B	3B	HR	RBI	TB	SLG%	BB	HBP	SO	GDP	OB%	SF	SH	SB	ATT	PO	A	E	FLD%
2017	.266	63	62	233	37	62	14	0	2	39	82	.352	36	6	41	6	.375	2	0	7	9	41	138	9	.952

SEC GAMES ONLY

Year	Avg	GP	GS	AB	R	H	2B	3B	HR	RBI	TB	SLG%	BB	HBP	SO	GDP	OB%	SF	SH	SB	ATT	PO	A	E	FLD%
2017	.268	30	30	112	19	30	9	0	2	19	45	.402	17	3	21	3	.376	1	0	3	5	17	72	4	.957



CALVIN COKER



POSITION
Right-Handed Pitcher

CLASS
Senior

BATS / THROWS
R/R

HEIGHT - WEIGHT
6-3 - 174

EXPERIENCE
1L

PREVIOUS SCHOOL
Ranger

HOMETOWN
Kyle, Texas

HIGH SCHOOL
Hays

2017 - JUNIOR YEAR

Was the Tigers' most-used arm out of the bullpen as he made 31 relief appearances, tied for third most in the SEC ... Posted a 3-3 record with a 3.78 ERA and earned a pair of saves ... Struck out 41 batters in 52.1 innings pitched ... Allowed one earned run or less in 26 of his 31 appearances ... Tied for the team lead with 14 appearances during SEC play ... Tossed 4.0 scoreless frames in a 6-5 win vs. Florida (3/19) ... Earned the save after pitching 3.0 scoreless innings in a 15-2 win vs. Arkansas (4/21) ... Nailed down his second conference save after tossing the final 2.1 innings at Mississippi State (4/29) ... Earned wins at Georgia Tech (3/21), vs. South Carolina (4/2) and at Samford (4/11) ... Struck out a season-high six batters in a SEC Tournament matchup vs. Florida (5/24) ... Pitched a season-high 5.0 innings in a NCAA Tournament contest vs. FSU (6/5).

JUNIOR COLLEGE

Played at Ranger College in Ranger, Texas for coach Josh Blakley ... Pitched in 15 games (14 starts) as a sophomore with a 9-6 record ... Posted a 3.30 ERA ... Struck out 74 in 87.1 innings pitched ... Pitched in 18 games as a freshman ... Struck out 35 in 45.2 innings with a 1-0 record.

HIGH SCHOOL

Pitched at Hays High School in Buda, Texas for coach David Null ... Posted a 5-2 record as a senior in eight games ... Struck out 45 in 38.0 innings pitched ... Recorded a 2.00 ERA.

PERSONAL

Son of Patrick and Vanessa Coker ... Has seven siblings, Paige, Jared, Leah, Stephanie, Joey, Kevin and Ashley ... Born in Redwood City, Calif. ... Studying in the University College.

COKER AT A GLANCE

CAREER RECORD	
at Plainsman Park.....	1-2
On Road/Neutral.....	2-1
vs. SEC.....	1-1
vs. SEC West.....	0-1
vs. SEC East.....	1-1

CAREER HIGHS

Innings.....	5.0, at Florida State (6/5/17)
Hits.....	6, two times
Runs.....	5, vs. Presbyterian (3/10/17)
Earned Runs.....	5, vs. Presbyterian (3/10/17)
Walks.....	2, two times
Strikeouts.....	6, vs. Florida (5/24/17)
Pitches.....	80, at Florida State (6/5/17)

CALVIN COKER'S CAREER APPEARANCES

2017 - JUNIOR YEAR	
Date	Opp (Res.)
2/18	GEORGE WASHINGTON (L, 5-9)
2/22	FLORIDA A&M (W, 12-8)
2/26	HOLY CROSS (W, 13-4)
2/28	SAMFORD (L, 6-7)
3/3	LIPSCOMB (W, 8-0)
3/5	LIPSCOMB (L, 7-8)
3/10	PRESBYTERIAN (L, 8-11)
3/12	PRESBYTERIAN (W, 8-0)
3/15	JACKSONVILLE STATE (W, 10-1)
3/19	#5 FLORIDA (W, 6-5)
3/21	at Georgia Tech (W, 7-4)
3/24	at Georgia (W, 2-1)
4/2	#6 SOUTH CAROLINA (W, 6-5)
4/4	GEORGIA TECH (L, 8-11)
4/8	at Texas A&M (L, 3-6)
4/11	at Samford (W, 16-15)
4/14	at Tennessee (L, 4-5)
4/18	at Kennesaw State (W, 15-7)
4/21	#16 ARKANSAS (W, 15-2)
4/23	#16 ARKANSAS (W, 11-6)
4/29	at #7 Mississippi State (W, 17-8)
4/29	at #7 Mississippi State (W, 5-3)
5/6	ALABAMA (L, 6-7)
5/7	ALABAMA (L, 9-11)
5/9	at UAB (L, 2-8)
5/12	at #10 LSU (L, 3-5)
5/13	at #10 LSU (L, 1-9)
5/20	OLE MISS (L, 4-8)
5/24	vs. #4 Florida (L, 4-5)
6/4	at #16 Florida State (L, 7-8)
6/5	at #16 Florida State (L, 0-6)



ALL GAMES

Year	ERA	W	L	App	GS	CG	SHO	CBO	SV	IP	H	R	ER	BB	SO	2B	3B	HR	BF	B/Avg	WP	HBP	BK	SFA	SHA
2017	3.78	3	3	31	0	0	0	2	2	53.1	54	24	22	12	41	9	0	1	197	.274	2	5	1	1	7

SEC GAMES ONLY

Year	ERA	W	L	App	GS	CG	SHO	CBO	SV	IP	H	R	ER	BB	SO	2B	3B	HR	BF	B/Avg	WP	HBP	BK	SFA	SHA
2017	4.09	1	1	14	0	0	0	0	2	22.0	24	10	10	4	15	3	0	1	84	.286	1	3	0	1	4





DAVIS DANIEL

13

POSITION
Right-Handed Pitcher

CLASS
Sophomore

BATS / THROWS
R/R

HEIGHT - WEIGHT
6-1 - 190

EXPERIENCE
1L

HOMETOWN
Montgomery, Ala.

HIGH SCHOOL
St. James

2017 - FRESHMAN YEAR

Made 17 appearances and 16 starts for the Tigers ... Went 4-3 with a 5.89 ERA ... Three of his four wins and quality starts came during SEC play ... Struck out 61 batters in 70.1 innings — both third on the team ... Made his Auburn debut and tossed 4.1 innings vs. George Washington (2/19) ... Earned his first collegiate win after throwing 6.0 scoreless innings with eight strikeouts vs. Presbyterian (3/12) ... Turned in another 6.0-inning shutout and earned the win at Georgia (3/26) ... went on to be named the SEC Freshman of the Week ... Pitched 8.0 scoreless innings and earned the win in a 8-1 victory at Tennessee (4/15) ... Matched his season high with eight strikeouts in 6.1 innings and earned the win vs. Ole Miss (5/19).

HIGH SCHOOL

Played at St. James in Montgomery, Ala., for coach Keith Lucky ... Ranked the No. 56 player nationally by Perfect Game ... No. 17 right-handed pitcher overall ... No. 2 player in Alabama and No. 1 right-handed pitcher in state ... Played with Triton Rays ... 2016 Rawlings-Perfect Game Second Team All-American ... Southeast-All-Region First Team ... 2014 Underclass Honorable Mention ... 2015 Underclass Second Team ... 34th round draft pick of the Chicago Cubs in 2016 ... Posted a 11-1 record with a 0.70 ERA as a senior ... Set school record with 137 strikeouts in 70 innings as a senior at St. James ... Also hit .398 with 25 RBI ... 5-1 record with a 0.74 ERA as a junior ... 82 strikeouts in 47 innings with three shutouts and two no-hitters ... ASWA 2016 Class 4A Pitcher of the Year ... First team ASWA Class 4A All-State team ... Alabama Sports Writers Super All-State selection as a senior ... 2016 Louisville Slugger All-American ... Montgomery Advertiser All-Metro Class 1A-4A Player of the Year ... American Family Insurance All-USA Alabama All-State Team ... MaxPreps 2016 Medium Schools All-American ... No. 18 incoming freshman in the country according to Perfect Game.

PERSONAL

Son of Rusty and Lucy Daniel ... Has one brother, Russ ... Born in Atlanta, Ga. ... Studying in the College of Business.

DANIEL AT A GLANCE

CAREER RECORD

at Plainsman Park.....	2-1
On Road/Neutral.....	2-2
vs. SEC.....	3-3
vs. SEC West.....	1-2
vs. SEC East.....	2-1

CAREER HIGHS

Innings.....	8.0, at Tennessee (4/15/17)
Hits.....	9, at Texas A&M (4/9/17)
Runs.....	7, two times
Earned Runs.....	7, two times
Walks.....	3, three times
Strikeouts.....	8, two times
Pitches.....	106, vs. Ole Miss (5/19/17)



DAVIS DANIEL'S CAREER APPEARANCES

*-Starter

2017 - FRESHMAN YEAR

Date	Opp (Res.)	DEC	QS	IP	H	R	ER	BB	SO	HR	ERA	NP
2/19	*GEORGE WASHINGTON (W, 4-3)	-	-	4.1	7	2	2	0	3	0	4.15	75
2/26	*HOLY CROSS (W, 13-4)	-	-	4.1	5	2	2	0	6	1	4.15	72
3/5	*LIPSCOMB (L, 7-8)	-	-	1.1	5	5	5	2	1	0	8.10	45
3/8	*KENNESAW STATE (W, 6-4)	-	-	2.0	1	0	0	0	1	0	6.75	19
3/12	*PRESBYTERIAN (W, 8-0)	W	X	6.0	3	0	0	2	8	0	4.50	92
3/19	*#5 FLORIDA (W, 6-5)	-	-	2.1	3	4	4	1	0	0	5.75	45
3/26	*at Georgia (W, 4-1)	W	X	6.0	4	0	0	1	6	0	4.44	-
4/1	*#6 SOUTH CAROLINA (L, 0-7)	L	-	5.1	4	4	4	2	4	0	4.83	93
4/9	*at Texas A&M (L, 1-3)	L	-	5.1	9	3	3	1	5	0	4.86	90
4/15	*at Tennessee (W, 8-1)	W	X	8.0	3	0	0	3	5	0	4.00	101
4/22	*#16 ARKANSAS (L, 3-7)	-	-	5.0	5	3	3	2	3	1	4.14	92
4/29	*at #7 Mississippi State (W, 17-8)	-	-	4.1	6	7	7	2	1	3	4.97	81
5/7	*ALABAMA (L, 9-11)	-	-	4.0	5	3	3	1	5	1	5.09	67
5/13	at #10 LSU (L, 1-9)	-	-	1.1	0	2	2	3	0	0	5.28	29
5/19	*OLE MISS (W, 9-1)	W	X	6.1	4	1	1	3	8	0	4.91	106
5/25	*vs. #13 Arkansas (L, 0-12)	L	-	3.1	6	7	7	2	5	2	5.58	65
6/4	*at #16 Florida State (L, 7-8)	-	-	1.0	5	4	3	1	0	0	5.89	42

ALL GAMES

Year	ERA	W	L	App	GS	CG	SHO	CBO	SV	IP	H	R	ER	BB	SO	2B	3B	HR	BF	B/Avg	WP	HBP	BK	SFA	SHA
2017	5.89	4	3	17	16	0	0	1	1	70.1	75	47	46	26	61	16	1	8	275	.273	7	9	1	2	3

SEC GAMES ONLY

Year	ERA	W	L	App	GS	CG	SHO	CBO	SV	IP	H	R	ER	BB	SO	2B	3B	HR	BF	B/Avg	WP	HBP	BK	SFA	SHA
2017	5.06	3	2	10	9	0	0	0	0	48.0	43	27	27	19	37	11	1	5	176	.244	4	7	1	2	2



CONOR DAVIS

24

POSITION
Outfielder

CLASS
Sophomore

BATS / THROWS
R/R

HEIGHT - WEIGHT
6-3 - 227

EXPERIENCE
1L

HOMETOWN
Roswell, Ga.

HIGH SCHOOL
Blessed Trinity

2017 - FRESHMAN YEAR

Appeared in 52 games and earned starts at first base and DH in 38 contests ... Ranked third on the team with a .282 average and reached base at a .359 clip ... Drove in 15 of his 29 runs in SEC play ... Made his Auburn debut in a pinch-hit effort in the season opener vs. George Washington (2/17) ... Earned his first start at 1B in game two of a doubleheader the following day (2/18) ... His lone home run of the season came in walk-off fashion to give Auburn a series win vs. South Carolina (4/2) ... Went 4-for-7 with three doubles in a pair of games at Texas A&M (4/8-9) ... Went 3-for-5 with a run scored and season-high four RBI at Samford (4/11) ... Hit in 17 of 18 games from Apr. 8 to May 9 and went on an 11-game hitting streak from Apr. 8-25 while hitting .370 (17-for-46) during the span ... Went 5-for-9 with four RBI in the final two games of a series vs. Ole Miss (5/19-20) ... Went 2-for-4 in a SEC Tournament win vs. Ole Miss (5/24).

HIGH SCHOOL

Played at Blessed Trinity Catholic in Roswell, Ga., for coach Andy Harlin ... Helped team to back-to-back state titles in 2014 and 2015 ... Class 3A First Team All-State as a senior ... Three-time all-state honoree ... Hit .442 as a senior with seven home runs and 34 RBI ... Also added 11 doubles ... During his junior season, batted .447 with eight homers and 32 RBI ... Sophomore year belted six homers with 13 doubles and 29 RBI and a .374 average ... Ranked No. 308 nationally and No. 16 first baseman overall ... No. 37 player in Georgia according to Perfect Game ... No. 4 first baseman in the state ... 2016 Rawlings/Perfect Game Honorable Mention All-American ... Southeast All-Region selection ... Two-time Underclass Honorable Mention ... Perfect Game's No. 219 incoming freshman nationally ... Also played quarterback in high school ... Passed for 1,535 yards and 15 touchdowns as senior ... Threw 20 touchdowns as a junior ... Owns five school records ... Three-year all-state football player.

PERSONAL

Son of Richard and Maura Davis ... Has four siblings, Colin, Ryan, Caitlin and Quinn ... Mother played soccer at Alabama ... Father played football at Alabama ... Grandfather, Ted Davis, played football at Georgia Tech and nine years in the NFL with the Saints, Colts and Dolphins ... Studying in the College of Liberal Arts.

CAREER HIGHS

At Bats: 8, vs. Alabama (5/7/17)
Runs: 2, five times
Hits: 3, two times
RBI: 4, at Samford (4/11/17)
Doubles: 2, at Texas A&M (4/9/17)
Triples: None
HR: 1, vs. South Carolina (4/2/17)
Hit Streak: 11 (2017)
Reach Base: 13 (2017)

MULTI-HIT GAMES

Year	2	3	4	5+	Total
2017	11	2	-	-	13
Totals	11	2	-	-	13

MULTI-RBI GAMES

Year	2	3	4	5+	Total
2017	4	2	1	-	7
Totals	4	2	1	-	7



ALL GAMES

Year	Avg	GP	GS	AB	R	H	2B	3B	HR	RBI	TB	SLG%	BB	HBP	SO	GDP	OB%	SF	SH	SB	ATT	PO	A	E	FLD%
2017	.282	52	38	163	22	46	11	0	1	29	60	.368	18	2	43	6	.359	1	0	1	4	21	0	0	1.000

SEC GAMES ONLY

Year	Avg	GP	GS	AB	R	H	2B	3B	HR	RBI	TB	SLG%	BB	HBP	SO	GDP	OB%	SF	SH	SB	ATT	PO	A	E	FLD%
2017	.265	27	21	98	10	26	6	0	1	15	35	.357	6	0	27	6	.308	0	0	0	2	0	0	0	.000





JAY ESTES

25

POSITION
Outfielder

CLASS
Senior

BATS / THROWS
R/R

HEIGHT - WEIGHT
5-10 - 175

EXPERIENCE
1L

PREVIOUS SCHOOL
Chipola

HOMETOWN
Crawfordville, Fla.

HIGH SCHOOL
Wakulla

2017 - JUNIOR YEAR

Earned starts at second base and in the outfield in 59 of 63 games ... Ranked fourth on the team with a .276 average and reached base at a .346 clip ... Led the Tigers and ranked fourth in the SEC with 19 doubles ... Was second on the team with 64 hits and 39 runs scored ... Turned in two or more hits in 20 games, good for second on the team ... Finished off the last two games of the season-opening series vs. George Washington 5-for-9 (2/18-19) ... Went 2-for-3 with three runs, two doubles and two RBI in the series opener vs. Florida (3/17) ... Finished the series sweep against the Gators 5-for-9 with five runs, four doubles and three RBI ... Stepped to the plate a SEC high nine times vs. Alabama (5/7), matching the Auburn program record ... Went 2-for-5 with two runs, one double, one triple and one RBI vs. Ole Miss (5/19) ... Went 2-for-2 with a home run in a NCAA Regional win vs. Tennessee Tech (6/3) ... Stole six of nine bases ... Registered 112 putouts and 109 assists ... Turned in the best fielding percentage among middle infielders with a .957 clip.

JUNIOR COLLEGE

Played at Chipola College in Marianna, Fla., for Jeff Johnson ... Batted .316 with four homers and 28 RBI as a sophomore ... Scored 61 runs with 23 stolen bases in 58 games ... Tallied 16 doubles and two triples ... Helped Indians to 2016 FCSAA State Championship game ... First Team All-Conference selection as a sophomore ... Hit .286 with 18 RBI as a freshman ... Hit three homers and 39 runs with five doubles and two triples.

HIGH SCHOOL

Prepped at Wakulla High School in Crawfordville, Fla., under coach Mike Gauger ... Hit .481 as a senior with 33 runs scored and 14 RBI ... Tallied 10 doubles, one triple and one home run ... Also stole 14-of-18 bases ... Team offensive MVP ... Florida 5A Player of the Year ... First Team All-State selection.

PERSONAL

Son of James and Shealyn Estes ... Has two brothers, Jacob and Jace ... Father played baseball at Faulkner University ... Studying in the University College.

CAREER HIGHS


At Bats: 9, vs. Alabama (5/7/17)
Runs: 3, two times
Hits: 3, four times
RBI: 2, nine times
Doubles: 2, three times
Triples: 1, vs. Ole Miss (5/19/17)
HR: 1, vs. Tennessee Tech (6/3/17)
Hit Streak: 7 (2017)
Reach Base: 16 (2017)

MULTI-HIT GAMES

Year	2	3	4	5+	Total
2017	16	4	-	-	20
Totals	16	4	--	--	20

MULTI-RBI GAMES

Year	2	3	4	5+	Total
2017	9	-	-	-	9
Totals	9	--	--	--	9




ALL GAMES

Year	Avg	GP	GS	AB	R	H	2B	3B	HR	RBI	TB	SLG%	BB	HBP	SO	GDP	OB%	SF	SH	SB	ATT	PO	A	E	FLD%
2017	.276	59	59	232	39	64	19	1	1	29	88	.379	21	6	52	6	.346	4	7	6	9	112	109	10	.957

SEC GAMES ONLY

Year	Avg	GP	GS	AB	R	H	2B	3B	HR	RBI	TB	SLG%	BB	HBP	SO	GDP	OB%	SF	SH	SB	ATT	PO	A	E	FLD%
2017	.256	29	29	117	19	30	12	1	0	10	44	.376	10	2	32	3	.323	1	3	3	3	55	50	7	.938



COREY HERNDON

18

HERNDON AT A GLANCE

CAREER RECORD

at Plainsman Park.....	0-0
On Road/Neutral.....	1-1
vs. SEC.....	1-1
vs. SEC West.....	1-0
vs. SEC East.....	0-1

CAREER HIGHS

Innings.....	5.1, vs. Kennesaw State (3/8/17)
Hits.....	6, at Samford (4/11/17)
Runs.....	5, at Samford (4/11/17)
Earned Runs.....	5, at Samford (4/11/17)
Walks.....	3, two times
Strikeouts.....	3, vs. Lipscomb (3/5/17)
Pitches.....	64, vs. Kennesaw State (3/8/17)

POSITION

Right-Handed Pitcher

CLASS

Senior

BATS / THROWS

R/R

HEIGHT - WEIGHT

6-3 - 215

EXPERIENCE

1L

PREVIOUS SCHOOL

Columbia State

HOMETOWN

Marion, Ark.

HIGH SCHOOL

Christian Brothers

2017 - JUNIOR YEAR

Was the Tigers' second-most-used arm out of the bullpen with 24 relief appearances ... Went 1-1 with a 5.45 ERA and earned a pair of saves ... Made his Auburn debut in the season opener vs. George Washington and pitched 0.2 innings (2/17) ... Earned the save two days later as he pitched a scoreless ninth inning in a 4-3 win (2/19) ... Didn't allow an earned run in his first five appearances ... Struck out a season-high three batters in 3.2 innings of work vs. Lipscomb (3/5) ... Pitched a season-high 5.1 innings in a win vs. Kennesaw State (3/8) ... Earned his second save by pitching another scoreless ninth in a 7-5 win vs. Presbyterian (3/11) ... Earned the win in the Capital City Classic vs. Alabama (3/28).

JUNIOR COLLEGE

Played at Columbia State in Columbia, Tenn., for coach Mike Corn ... Pitched in 13 games (nine starts) as a sophomore with a 3.54 ERA in 56.0 innings ... Struck out 54 with 22 walks and a 5-2 record ... Hit .284 with 15 RBI in 42 games ... Helped team to region championship game ... Spent freshman season (2015) at the University of Central Arkansas ... Made four appearances on mound and saw action in 13 games in the field.

HIGH SCHOOL

Prepped at Christian Brothers High School in Memphis, Tenn., under coach Buster Kelso ... Was a three-time all-metro selection, a three-time all-state selection and a three-time all-conference selection ... Three-time Under Armour Preseason All-American ... Played on two state championship teams ... Ranked No. 2 player in Arkansas in 2014 ... No. 347 player nationally by Perfect Game ... 6-1 record as a senior with a 1.51 ERA in 37.0 innings ... Participated in Memphis High School All-Star Game.

PERSONAL

Born in Helena, Ark. ... Son of Rodney and Janie Herndon ... Has one sister, Brittany Bullard ... Studying in the College of Business.

COREY HERNDON'S CAREER APPEARANCES

2017 - JUNIOR YEAR		DEC	QS	IP	H	R	ER	BB	SO	HR	ERA	NP
Date	Opp (Res.)											
2/17	GEORGE WASHINGTON (W, 9-0)	-	-	0.2	0	0	0	0	0	0	0.00	6
2/19	GEORGE WASHINGTON (W, 4-3)	-	-	1.0	1	0	0	0	0	0	0.00	16
2/22	FLORIDA A&M (W, 12-8)	-	-	1.2	1	1	0	3	2	0	0.00	34
2/24	HOLY CROSS (W, 7-0)	-	-	1.0	0	0	0	1	1	0	0.00	11
2/28	SAMFORD (L, 6-7)	-	-	3.2	3	0	0	2	2	0	0.00	53
3/5	LIPSCOMB (L, 7-8)	-	-	3.2	3	1	1	0	3	0	0.77	52
3/8	KENNESAW STATE (W, 6-4)	-	-	5.1	5	3	3	1	2	0	2.12	64
3/11	PRESBYTERIAN (W, 7-5)	-	-	1.0	1	0	0	0	1	0	2.00	14
3/19	#5 FLORIDA (W, 6-5)	-	-	1.2	4	1	1	1	0	0	2.29	34
3/21	at Georgia Tech (W, 7-4)	-	-	1.1	2	3	3	1	2	3	3.43	20
3/24	at Georgia (W, 2-1)	-	-	1.0	0	0	0	1	0	0	3.27	-
3/26	at Georgia (W, 4-1)	-	-	1.0	0	0	0	0	0	0	3.13	-
3/28	vs. Alabama (W, 4-3)	W	-	1.2	0	1	0	1	1	0	2.92	16
4/1	#6 SOUTH CAROLINA (L, 0-7)	-	-	0.2	2	2	2	1	1	1	3.55	25
4/4	GEORGIA TECH (L, 8-11)	-	-	0.2	0	0	0	0	0	0	3.46	5
4/11	at Samford (W, 16-15)	-	-	2.0	6	5	5	0	2	4	4.82	44
4/14	at Tennessee (L, 4-5)	L	-	0.1	1	1	1	2	0	0	5.08	20
4/18	at Kennesaw State (W, 15-7)	-	-	0.1	0	0	0	1	0	0	5.02	11
4/22	#16 ARKANSAS (L, 3-7)	-	-	0.2	1	0	0	0	0	0	4.91	13
4/25	TROY (L, 2-5)	-	-	0.2	2	1	1	2	0	0	5.10	30
5/7	ALABAMA (L, 9-11)	-	-	2.0	2	2	2	3	2	0	5.34	43
5/9	at UAB (L, 2-8)	-	-	0.2	2	0	0	1	0	0	5.23	17
5/20	OLE MISS (L, 4-8)	-	-	1.0	3	1	1	1	0	0	5.35	22
6/5	at #16 Florida State (L, 0-6)	-	-	1.0	2	1	1	1	2	1	5.45	-



ALL GAMES

Year	ERA	W	L	App	GS	CG	SHO	CBO	SV	IP	H	R	ER	BB	SO	2B	3B	HR	BF	B/Avg	WP	HBP	BK	SFA	SHA
2017	5.45	1	1	24	0	0	0	2	2	34.2	41	23	21	23	18	4	0	6	133	.308	4	1	0	5	2

SEC GAMES ONLY

Year	ERA	W	L	App	GS	CG	SHO	CBO	SV	IP	H	R	ER	BB	SO	2B	3B	HR	BF	B/Avg	WP	HBP	BK	SFA	SHA
2017	7.56	0	1	8	0	0	0	0	0	8.1	13	7	7	9	3	1	0	1	35	.371	0	1	0	2	1





WILL HOLLAND



POSITION
Infielder

CLASS
Sophomore

BATS / THROWS
R/R

HEIGHT - WEIGHT
5-10 - 181

EXPERIENCE
1L

HOMETOWN
Lawrenceville, Ga.

HIGH SCHOOL
Collins Hill

2017 - FRESHMAN YEAR

Played in 45 games and made 41 starts, primarily in the middle infield ... Turned in a .209/.299/.343 slash line ... Led all Auburn freshmen with three home runs ... Made his first collegiate start vs. George Washington and went 1-for-3 with a double in the game (2/18) ... Hit his first collegiate home run vs. Holy Cross (2/26) ... Turned in a season-high three hits vs. Jacksonville State (3/15) ... Followed it by going 2-for-4 with two runs, one home run and a season-high four RBI in the series opener vs. Florida (3/17) ... Went on to be named the SEC Freshman of the Week ... Went 2-for-4 with two runs, one home run and three RBI in a NCAA Regional win vs. UCF (6/2) ... Stole four of four bases ... Turned in a .954 with 59 putouts and 106 assists.

HIGH SCHOOL

Played at Collins Hill High School in Lawrenceville, Ga., for coaches Paul Pierce and Daniel Warzon ... Hit .430 as a senior with two homers and 16 RBI ... Added 14 stolen bases ... Finished junior season with a .347 average, five home runs and 22 RBI ... First Team Class 6A All-State ... Honorable Mention Rawlings/Perfect Game All-American ... Southeast-All-Region Second Team ... 2014-2015 Underclass Honorable Mention ... Ranked No. 99 in Georgia ... Top 500 player nationally ... Played for Team Elite Prime ... Gwinnett County All-Star Game participant ... Georgia Class 6A All-State honoree ... Member of USA Baseball 15U program in 2013.

PERSONAL

Son of Beth and Phill Holland ... Has one sister, Hannah ... Studying in the College of Education.

CAREER HIGHS

At Bats:5, two times
Runs:2, five times
Hits:3, vs. Jacksonville State (3/15/17)
RBI:4, vs. Florida (3/17/17)
Doubles:1, seven times
Triples:1, vs. Jacksonville State (3/15/17)
HR:1, three times
Hit Streak:4 (2017)
Reach Base:6 (2017)

MULTI-HIT GAMES

Year	2	3	4	5+	Total
2017	4	1	-	-	5
Totals	4	1	--	--	5

MULTI-RBI GAMES

Year	2	3	4	5+	Total
2017	-	3	1	-	4
Totals	--	3	1	--	4



ALL GAMES

Year	Avg	GP	GS	AB	R	H	2B	3B	HR	RBI	TB	SLG%	BB	HBP	SO	GDP	OB%	SF	SH	SB	ATT	PO	A	E	FLD%
2017	.209	45	41	134	23	28	7	1	3	18	46	.343	15	4	31	8	.299	4	1	4	4	59	106	8	.954

SEC GAMES ONLY

Year	Avg	GP	GS	AB	R	H	2B	3B	HR	RBI	TB	SLG%	BB	HBP	SO	GDP	OB%	SF	SH	SB	ATT	PO	A	E	FLD%
2017	.169	24	22	71	11	12	2	0	1	7	17	.239	8	2	18	4	.265	2	1	3	3	32	69	5	.953



DYLAN INGRAM



POSITION
Infielder

CLASS
Redshirt Senior

BATS / THROWS
R/R

HEIGHT - WEIGHT
6-4 - 218

EXPERIENCE
1L

PREVIOUS SCHOOL
Shelton State

HOMETOWN
Pike Road, Ala.

HIGH SCHOOL
Edgewood Academy

2017 - RS JUNIOR YEAR

Saw action in 57 games and made 54 starts in his first season on The Plains ... Led the team with eight home runs and ranked tied for second with 39 RBI ... Turned in a .258/.382/.448 slash line ... Ranked third on the team with a .282 average during SEC play ... Six of his home runs and 20 of his RBI came in conference action ... Hit seven of his home runs during a 14-game span ... Drove in multiple runs in each of his first two games as a Tiger ... Went 2-for-3 with two runs, three RBI, a double and home run vs Lipscomb (3/5) ... Drove in a season-high four runs at Samford (4/11) ... Went 2-for-3 with three runs, three RBI and a home run vs. Arkansas (4/21) ... Finished the series 5-for-10 with six runs, four RBI and two home runs ... Went 3-for-8 with five runs, six RBI and two home runs in a doubleheader at Mississippi State (4/29) ... His performances against the Bulldogs started a 13-game hit streak, good for second longest on the season ... Reached base in a season-high 23 straight games from Apr. 15-June 2 ... Turned in a .982 fielding percentage at first base.

JUNIOR COLLEGE

Played at Shelton State in Tuscaloosa, Ala., for coach Bobby Sprowl ... Batted .411 with two homers and 64 RBI during his sophomore season in 2016 ... Also scored 43 runs with 31 doubles ... Second Team NJCAA All-American in 2016 ... NJCAA Region 22 Player of the Year ... All-Region 22 selection ... ACCC North Division Player of the Year ... Drove in 12 with 13 runs scored as a freshman in 2015 ... Spent 2014 season at Mississippi State where he redshirted ... Rated a top 50 first baseman in the country by national scouting service Perfect Game, as well as the second-best first base prospect in Alabama ... Named 2013 Rawlings Honorable Mention Southeast Region.

HIGH SCHOOL

Prepped at Edgewood Academy in Elmore, Ala. Won a state championship in baseball all four years of high school, while being named ASWA/AISA 2012 Player of the Year in both football and baseball ... Hit .433 with seven homers, driving in 63 runs on 52 hits to go along with a .519 on-base percentage ... Owned a .541 average at the plate as a junior with six homers and 69 RBI ... Also had the greatest single-season of any quarterback in Alabama prep history in 2012, breaking the AHSAA and AISA record with 4,182 passing yards as the signal caller ... As quarterback at Edgewood Academy, won three-straight AISA Class AA State Championships and was victorious in his final 31 games ... Earned all-state honors in baseball in 2012 and 2013 and football in 2011 and 2012 ... High school teammate of former Tiger Cole Lipscomb.

the Year in both football and baseball ... Hit .433 with seven homers, driving in 63 runs on 52 hits to go along with a .519 on-base percentage ... Owned a .541 average at the plate as a junior with six homers and 69 RBI ... Also had the greatest single-season of any quarterback in Alabama prep history in 2012, breaking the AHSAA and AISA record with 4,182 passing yards as the signal caller ... As quarterback at Edgewood Academy, won three-straight AISA Class AA State Championships and was victorious in his final 31 games ... Earned all-state honors in baseball in 2012 and 2013 and football in 2011 and 2012 ... High school teammate of former Tiger Cole Lipscomb.

PERSONAL

Full name is Merrill Dylan Ingram ... Son of Phyllis and Merrill Ingram ... Has one sister, Alyson ... Father played football at Jacksonville State ... Studying in the College of Business.

CAREER HIGHS

At Bats: 6, two times
Runs: 4, at Mississippi State (4/29/17)
Hits: 3, three times
RBI: 4, two times
Doubles: 1, 13 times
Triples: None
HR: 1, eight times
Hit Streak: 13 (2017)
Reach Base: 23 (2017)

MULTI-HIT GAMES

Year	2	3	4	5+	Total
2017	9	3	-	-	12
Totals	9	3	-	-	12

MULTI-RBI GAMES

Year	2	3	4	5+	Total
2017	2	4	2	-	8
Totals	2	4	2	-	8



ALL GAMES

Year	Avg	GP	GS	AB	R	H	2B	3B	HR	RBI	TB	SLG%	BB	HBP	SO	GDP	OB%	SF	SH	SB	ATT	PO	A	E	FLD%
2017	.258	57	54	194	36	50	13	0	8	39	87	.448	32	9	48	7	.382	3	1	0	1	265	13	5	.982

SEC GAMES ONLY

Year	Avg	GP	GS	AB	R	H	2B	3B	HR	RBI	TB	SLG%	BB	HBP	SO	GDP	OB%	SF	SH	SB	ATT	PO	A	E	FLD%
2017	.282	29	27	103	19	29	7	0	6	20	54	.524	12	6	23	2	.385	1	0	0	1	170	10	3	.984





LUKE JARVIS



POSITION
Infielder

CLASS
Redshirt Senior

BATS / THROWS
R/R

HEIGHT - WEIGHT
5-10 - 191

EXPERIENCE
1L

PREVIOUS SCHOOL
Saddleback

HOMETOWN
San Diego, Calif.

HIGH SCHOOL
Clairemont

2017 - RS JUNIOR YEAR

Played and started in 48 games in the middle infield ... Turned in a .276/.313/.443 slash line ... Ranked tied for second on the team with five home runs ... His .286 average during SEC play was good for second on the team ... Three of his five home runs came in conference play ... turned in two or more hits in 13 games ... Went 2-for-4 with three runs, two RBI, a double and a home run vs. Kennesaw State (3/8) ... Wrapped up the season series against the Owls by going 4-for-4 with two runs, five RBI and a home run (4/18) ... His five RBI at Kennesaw State were an Auburn season high ... Went 3-for-4 with two runs and two RBI at Georgia (3/25) ... Turned in a 2-for-4 performance with two runs, one RBI, a triple and a home run in the series opener at Tennessee (4/13) ... Went 3-for-4 with three runs, three RBI, two doubles and a home run vs. Arkansas (4/23) ... Stole seven of eight bases ... missed 15 games with an injury.

JUNIOR COLLEGE

Played at Saddleback College in Mission Viejo, Calif. for coach Sommer McCartney ... Batted .371 in 2016 with two homers and 34 RBI ... Recorded 12 stolen bases with 17 doubles and 34 runs scored ... Batted .430 in conference play ... First Team Orange Empire Conference selection at shortstop ... Second Team All-Region selection by Pacific Association ABCA/Rawlings ... Missed the 2015 season due to injury ... Appeared in 25 games as freshman in 2014.

HIGH SCHOOL

Played at Clairemont High School in San Diego for coach Pat Hornbrook ... First Team All-City honoree three times ... Named Player of the Year following

his junior season ... Hit .479 as a senior with two homers and 27 RBI ... Batted .386 as a junior with 16 stolen bases and nine doubles ... Finished sophomore season with a .390 batting average to go with three home runs and 21 RBI ... All-League honoree three times ... Named Clairemont High School Athlete of the Year as a senior ... Academic All-League selection four straight years in high school.

PERSONAL

Son of Chip and Susan Jarvis ... Has four siblings, Kate, Mike, Jim and Molly ... Father played football at the University of San Diego ... Studying in the College of Business.

CAREER HIGHS


At Bats:	5, nine times
Runs:	3, three times
Hits:	4, at Kennesaw State (4/18/17)
RBI:	5, at Kennesaw State (4/18/17)
Doubles:	2, vs. Arkansas (4/23/17)
Triples:	1, three times
HR:	1, five times
Hit Streak:	6 (2017)
Reach Base:	7 (2017)

MULTI-HIT GAMES

Year	2	3	4	5+	Total
2017	9	3	1	-	13
Totals	9	3	1	--	13

MULTI-RBI GAMES

Year	2	3	4	5+	Total
2017	4	2	-	1	7
Totals	4	2	--	1	7



ALL GAMES

Year	Avg	GP	GS	AB	R	H	2B	3B	HR	RBI	TB	SLG%	BB	HBP	SO	GDP	OB%	SF	SH	SB	ATT	PO	A	E	FLD%
2017	.276	48	48	185	34	51	10	3	5	27	82	.443	10	1	43	5	.313	2	1	7	8	50	123	12	.935

SEC GAMES ONLY

Year	Avg	GP	GS	AB	R	H	2B	3B	HR	RBI	TB	SLG%	BB	HBP	SO	GDP	OB%	SF	SH	SB	ATT	PO	A	E	FLD%
2017	.286	20	20	77	14	22	4	2	3	8	39	.506	2	0	17	1	.200	1	0	2	3	15	45	3	.952



JEREMY JOHNSON



POSITION
Outfielder

CLASS
Redshirt Sophomore

BATS / THROWS
R/R

HEIGHT - WEIGHT
5-10 - 180

EXPERIENCE
1L

HOMETOWN
Suwanee, Ga.

HIGH SCHOOL
Lambert

2017 - RS FRESHMAN YEAR

Saw action in 22 games and earned 12 starts in the outfield ... Recorded a .229/.322/.271 slash line overall and .273/.341/.303 line in conference play ... Made his Auburn debut in the season opener vs. George Washington (2/17) ... Recorded his first collegiate hit against Jacksonville State (3/15) ... Went 3-for-3 with a RBI and double in game two of a doubleheader at Mississippi State (4/29) ... Turned in a pair of hits in back-to-back games vs. Alabama and drove in five runs in the contests (5/6-7) ... Went on a five-game hit streak from Apr. 29-May 7 and went 9-for-20 during the stretch.

2016 - FRESHMAN YEAR

Redshirted.

HIGH SCHOOL

Played at Lambert High School in Suwanee, Ga., for Jamie Carr ... Also a standout football player ... Ranked in the top 500 players nationally ... No. 115 in Georgia ... Top 20 outfielder in Georgia ... 2015 Perfect Game Honorable Mention All-American Southeast - All Region Second Team ... 2013-14 Perfect Game Underclass Honorable Mention ... Also played for 6-4-3 DP Academy ... Helped Lambert to a Georgia Class 6A State Championship in 2014 ... Batted .360 with 58 runs scored, 36 hits and 17 RBI as a junior ...

Named to Rawlings All-6-4-3 Defensive Team ... three-time all-region honoree ... As a senior he hit .333 with 10 RBI and 24 runs in 18 games.

PERSONAL

Son of Washington and Marquette Johnson ... Has two sisters, Ashley and Christina ... Christina played basketball at Lee University ... Distant cousin of NFL veteran Jericho Cotchery ... Avid chess player ... Studying in the College of Liberal Arts.

CAREER HIGHS

At Bats: 6, vs. Alabama (5/7/17)
Runs: 2, at Mississippi State (4/29/17)
Hits: 3, at Mississippi State (4/29/17)
RBI: 3, vs. Alabama (5/7/17)
Doubles: 1, two times
Triples: None
HR: None
Hit Streak: 5 (2017)
Reach Base: 6 (2017)

MULTI-HIT GAMES

Year	2	3	4	5+	Total
2017	2	1	-	-	3
Totals	2	1	--	--	3

MULTI-RBI GAMES

Year	2	3	4	5+	Total
2017	1	1	-	-	2
Totals	1	1	--	--	2



ALL GAMES

Year	Avg	GP	GS	AB	R	H	2B	3B	HR	RBI	TB	SLG%	BB	HBP	SO	GDP	OB%	SF	SH	SB	ATT	PO	A	E	FLD%
2017	.229	22	12	48	9	11	2	0	0	8	13	.271	5	3	7	1	.322	3	0	1	1	25	0	0	1.000

SEC GAMES ONLY

Year	Avg	GP	GS	AB	R	H	2B	3B	HR	RBI	TB	SLG%	BB	HBP	SO	GDP	OB%	SF	SH	SB	ATT	PO	A	E	FLD%
2017	.273	12	8	33	5	9	1	0	0	7	10	.303	2	3	5	0	.341	3	0	1	1	21	0	0	1.000





WELBY MALCZEWSKI

16

POSITION
Left-Handed Pitcher

CLASS
Redshirt Junior

BATS / THROWS
L/L

HEIGHT - WEIGHT
6-6 - 255

EXPERIENCE
1L

PREVIOUS SCHOOL
Heartland

HOMETOWN
Mt. Prospect, Ill.

HIGH SCHOOL
Prospect

2017 - RS SOPHOMORE YEAR

Made three appearances before missing the remainder of the season ... Made his Auburn debut out of the bullpen against Holy Cross (2/26) ... Took the mound in back-to-back games vs. Lipscomb (3/5) and South Alabama (3/7).

JUNIOR COLLEGE

Played at Heartland Community College in Normal, Ill., for coach Nate Metzger ... Made nine appearances (five starts) in 2016 after returning from injury ... Struck out 18 in 20.0 innings with a 2-0 record ... Redshirted the 2015 season at Heartland ... Rated one of the top JUCO transfers in the country by Perfect Game ... Drafted in the 37th round by the Arizona Diamondbacks in 2016.

HIGH SCHOOL

Played at Prospect High School in Mt. Prospect, Ill., for coach Ross Giusti ... Posted a 4-2 record in 12 games as a junior ... 3.37 ERA in 43.2 innings pitched ... Struck out 30 with 21 runs allowed ... Also played basketball.

PERSONAL

Son of Mark and Diane Malczewski ... Has two siblings, Delilah and Mark ... Last name pronounced MAL-chez-SKI ... Studying in the College of Liberal Arts.

MALCZEWSKI AT A GLANCE

CAREER RECORD

at Plainsman Park.....	0-0
On Road/Neutral.....	0-0
vs. SEC.....	0-0
vs. SEC West.....	0-0
vs. SEC East.....	0-0

CAREER HIGHS

Innings.....	1.0, vs. South Alabama (3/7/17)
Hits.....	3, vs. South Alabama (3/7/17)
Runs.....	2, vs. South Alabama (3/7/17)
Earned Runs.....	2, vs. South Alabama (3/7/17)
Walks.....	1, two times
Strikeouts.....	2, vs. South Alabama (3/7/17)
Pitches.....	20, vs. South Alabama (3/7/17)

WELBY MALCZEWSKI'S CAREER APPEARANCES

2017 - RS SOPHOMORE YEAR		DEC	QS	IP	H	R	ER	BB	SO	HR	ERA	NP
Date	Opp (Res.)											
2/26	HOLY CROSS (W, 13-4)	-	-	0.2	1	1	1	1	0	0	13.50	16
3/5	LIPSCOMB (L, 7-8)	-	-	0.1	0	0	0	0	0	0	9.00	8
3/7	SOUTH ALABAMA (L, 3-14)	-	-	1.0	3	2	2	1	2	0	13.50	20



ALL GAMES

Year	ERA	W	L	App	GS	CG	SHO	CBO	SV	IP	H	R	ER	BB	SO	2B	3B	HR	BF	B/Avg	WP	HBP	BK	SFA	SHA
2017	13.50	0	0	3	0	0	0	0	0	2.0	4	3	3	2	2	1	0	0	10	.400	3	0	0	0	0



BOWEN MCGUFFIN

19

POSITION
Outfielder

CLASS
Senior

BATS / THROWS
L/L

HEIGHT - WEIGHT
6-1 - 197

EXPERIENCE
1L

PREVIOUS SCHOOL
Gulf Coast St.

HOMETOWN
Panama City, Fla.

HIGH SCHOOL
Mosley

2017 - JUNIOR YEAR

Appeared in 42 games and made 30 starts in the outfield ... Turned in a .245/.341/.309 slash line ... Seven of his 27 hits were for extra bases ... Turned in a season-high three hits on a pair of occasions – vs. Presbyterian (3/10) and vs. Florida (3/17) ... Went 2-for-2 with three runs, one RBI and one double in the series opener vs. Lipscomb (3/3) ... Matched a season high with three runs scored in the matchup with the Gators ... Stole two of three bases ... Didn't commit an error while turning in 54 putouts and six assists in the outfield.

JUNIOR COLLEGE

Played at Gulf Coast State College in Panama City, Fla., for coach Mike Kandler ... Two time All-Panhandle Conference honoree ... Batted .330 as a sophomore with six home runs and 40 RBI ... Also scored 41 runs with 15 doubles and one triple ... Hit .308 during his freshman season with one homer and 18 RBI ... Scored 23 runs and tallied six doubles.

HIGH SCHOOL

Prepped at Mosley High School in Panama City, Fla., for coach Todd Harless ... Three-time all-state honoree ... Led team to state championship game ... Hit .450 as a senior with 19 RBI ... Drove in 25 runs with a .366 batting average during his junior season ... Perfect 12-for-12 in stolen bases with a .412 average as a sophomore.

PERSONAL

Son of Tim and Carol McGuffin ... Has two siblings, Lauren and Taylor ... Studying in the College of Liberal Arts.

CAREER HIGHS

At Bats: 5, three times
Runs: 3, two times
Hits: 3, two times
RBI: 1, nine times
Doubles: 2, vs. Presbyterian (3/10/17)
Triples: None
HR: None
Hit Streak: 7 (2017)
Reach Base: 7 (2017)

MULTI-HIT GAMES

Year	2	3	4	5+	Total
2017	3	2	-	-	5
Totals	3	2	--	--	5

MULTI-RBI GAMES

Year	2	3	4	5+	Total
2017	-	-	-	-	-
Totals	--	--	--	--	--



ALL GAMES

Year	Avg	GP	GS	AB	R	H	2B	3B	HR	RBI	TB	SLG%	BB	HBP	SO	GDP	OB%	SF	SH	SB	ATT	PO	A	E	FLD%
2017	.245	42	30	110	15	27	7	0	0	9	34	.309	14	2	25	6	.341	0	0	2	3	54	6	0	1.000

SEC GAMES ONLY

Year	Avg	GP	GS	AB	R	H	2B	3B	HR	RBI	TB	SLG%	BB	HBP	SO	GDP	OB%	SF	SH	SB	ATT	PO	A	E	FLD%
2017	.186	19	12	43	4	8	1	0	0	3	9	.209	6	0	14	3	.286	0	0	0	0	25	2	0	1.000





ANDREW MITCHELL

12

POSITION
Left-Handed Pitcher

CLASS
Redshirt Senior

BATS / THROWS
L/L

HEIGHT - WEIGHT
6-1 - 196

EXPERIENCE
2L

PREVIOUS SCHOOL
Delgado

HOMETOWN
New Orleans, La.

HIGH SCHOOL
Jesuit

2017 - RS JUNIOR YEAR

Made 23 appearances on the mound, including four starts ... posted a 5-4 record with a 5.14 ERA ... earned three saves, including two in SEC play ... struck out 27 batters in 35.0 innings pitched ... didn't allow an earned run in his first eight appearances of the season and started the year 4-0 ... team won his first 10 and 14 of his first 16 trips to the mound ... earned the win after throwing 2.0 innings of relief vs. George Washington (2/19) ... got the decision in three straight outings against Holy Cross (2/26), UAB (3/14) and Florida (3/19) ... earned his first save of the season after recording the final four outs in Capital City Classic vs. Alabama (3/28) ... pitched a perfect ninth inning and earned the save in the series opener at Texas A&M (4/7) ... recorded the final two outs in a win at Tennessee (4/13) and earned his third and final save of the season ... pitched a season-high 5.0 innings of relief against Arkansas and earned the win (4/23).

2016 - RS SOPHOMORE YEAR

Appeared 19 times on the mound with 10 starts ... posted a record of 4-4 overall ... nine SEC appearances with an 0-2 mark ... Overall ERA of 5.40 (8.18 SEC) ... Struck out 54 batters in 60.0 innings pitched ... Pitched 22.0 innings in league action ... Earned the first win of his career with 5.0 IP vs. Florida A&M (2/24) ... Allowed just two hits and no runs ... Tossed 6.0 shutout innings against Alabama A&M (3/2) with eight strikeouts to improve to 2-0 on the season ... Held Georgia Tech to just one run in 5.0 innings with five strike outs on in a no decision (3/8) ... Career-best nine strikeouts in 5.0 innings at Georgia Tech (3/15) ... Made second relief appearance vs. Texas A&M (3/20) and allowed five runs on seven hits ... Also appeared out of bullpen at Arkansas (3/26) ... Quality start with 6.0 innings and one run allowed in Capital City Classic win over Alabama (3/29) ... Struck out six with two walks ... Pitched 4.0 innings in first SEC start against LSU (4/3) ... Allowed three runs in 4.1 innings out of bullpen at Alabama (5/6) ... pitched 3.2 scoreless innings against UAB (5/17) ... Only allowed one hit while picking up first career save with four strikeouts ... tossed 2.0 scoreless vs. Vanderbilt (5/21).

MITCHELL AT A GLANCE

CAREER RECORD

at Plainsman Park.....	7-5
On Road/Neutral.....	2-3
vs. SEC.....	2-5
vs. SEC West.....	1-4
vs. SEC East.....	1-1

CAREER HIGHS

Innings.....	6.0, two times
Hits.....	8, two times
Runs.....	6, vs. LSU (4/3/16)
Earned Runs.....	5, vs. Kennesaw St. (5/11/16)
Walks.....	5, at LSU (5/11/17)
Strikeouts.....	9, at Georgia Tech (3/15/16)
Pitches.....	103, at Georgia Tech (3/15/16)





ANDREW MITCHELL'S CAREER APPEARANCES

*-Starter

2016 - REDSHIRT SOPHOMORE YEAR

Date	Opp (Res.)	DEC	QS	IP	H	R	ER	BB	SO	HR	ERA	NP
2/20	SAC STATE (L, 5-6)	-	-	1.0	2	3	3	1	0	1	27.00	25
2/24	*FLORIDA A&M (W, 11-2)	W	-	5.0	2	0	0	4	3	0	4.50	92
3/2	*ALABAMA A&M (W, 5-0)	W	X	6.0	1	0	0	3	8	0	1.50	90
3/8	*#9 GEORGIA TECH (L, 1-4)	ND	-	5.0	4	1	1	3	5	0	2.12	101
3/15	*at #22 Georgia Tech (W, 14-3)	W	-	5.0	8	3	3	3	9	1	2.86	103
3/20	#2 TEXAS A&M (L, 10-12)	-	-	4.0	7	5	4	0	3	0	3.81	70
3/26	at #18 Arkansas (L, 7-14)	-	-	0.2	2	5	1	3	0	1	4.05	34
3/29	*vs. #21 Alabama (W, 10-1)	W	X	6.0	6	1	1	2	5	0	3.58	101
4/3	*#14 LSU (L, 5-10)	L	-	4.0	5	6	4	1	2	1	4.17	61
4/8	*at Missouri (L, 3-4)	L	-	4.1	4	3	3	4	4	1	4.39	86
4/16	*TENNESSEE (W, 7-6)	-	-	0.2	4	3	3	2	0	0	4.97	43
4/19	ALABAMA STATE (W, 11-2)	-	-	1.0	1	0	0	1	0	0	4.85	15
4/23	at #14 Ole Miss (L, 4-7)	-	-	0.2	2	1	1	0	0	0	4.98	14
4/26	*#23 SOUTH ALABAMA (L, 5-8)	L	-	2.1	5	4	3	2	4	0	5.32	54
5/6	at Alabama (L, 2-6)	-	-	4.1	5	3	3	0	3	1	5.40	53
5/11	*KENNESAW STATE (L, 3-7)	L	-	3.0	8	5	5	0	2	0	5.94	55
5/14	#4 MISS STATE (L, 6-16)	-	-	1.1	3	1	1	1	0	0	5.96	20
5/17	UAB (W, 4-1)	S	-	3.2	1	0	0	1	4	0	5.59	64
5/21	at #12 Vanderbilt (L, 3-4)	-	-	2.0	0	0	0	0	2	0	5.40	29

2017 - REDSHIRT JUNIOR YEAR

Date	Opp (Res.)	DEC	QS	IP	H	R	ER	BB	SO	HR	ERA	NP
2/17	GEORGE WASHINGTON (W, 9-0)	-	-	1.1	1	0	0	0	1	0	0.00	14
2/19	GEORGE WASHINGTON (W, 4-3)	W	-	2.0	2	1	0	2	2	0	0.00	39
2/22	FLORIDA A&M (W, 12-8)	-	-	1.1	0	0	0	2	2	0	0.00	29
2/26	HOLY CROSS (W, 13-4)	W	-	0.2	1	0	0	0	1	0	0.00	14
3/14	*UAB (W, 4-0)	W	-	1.0	0	0	0	0	1	0	0.00	13
3/19	#5 FLORIDA (W, 6-5)	W	-	1.0	0	0	0	0	2	0	0.00	13
3/26	at Georgia (W, 4-1)	-	-	1.0	0	0	0	0	2	0	0.00	-
3/28	vs. Alabama (W, 4-3)	W	-	1.1	0	0	0	0	1	0	0.00	11
4/2	#6 SOUTH CAROLINA (W, 6-5)	-	-	1.0	3	3	3	0	0	1	2.53	17
4/7	at Texas A&M (W, 2-1)	-	-	1.0	0	0	0	0	1	0	2.31	12
4/9	at Texas A&M (L, 1-3)	-	-	1.2	1	0	0	0	0	0	2.03	17
4/13	at Tennessee (W, 3-2)	-	-	0.2	0	0	0	0	1	0	1.93	6
4/14	at Tennessee (W, L, 4-5)	-	-	2.1	1	1	1	2	0	0	2.20	30
4/22	#16 ARKANSAS (L, 3-7)	L	-	0.1	1	2	2	3	0	0	3.24	24
4/23	#16 ARKANSAS (W, 11-6)	W	-	5.0	3	1	1	0	3	0	2.91	58
4/29	*at #7 Mississippi State (W, 5-3)	-	-	4.1	7	1	1	3	3	0	2.77	85
5/6	ALABAMA (L, 6-7)	L	-	1.1	2	4	2	0	2	0	3.29	27
5/7	ALABAMA (L, 9-11)	-	-	0.2	1	0	0	0	1	0	3.21	8
5/11	*at #10 LSU (L, 0-4)	L	-	2.1	3	4	4	5	1	0	4.15	53
5/20	*OLE MISS (L, 4-8)	-	-	2.1	2	3	3	2	0	0	4.68	38
5/25	vs. #13 Arkansas (L, 0-12)	-	-	0.1	2	2	2	1	1	1	5.18	23
6/4	at #16 Florida State (L, 7-8)	L	-	1.0	0	1	1	2	2	0	5.29	21
6/5	at #16 Florida State (L, 0-6)	-	-	1.0	0	1	0	1	0	0	5.14	10

JUNIOR COLLEGE

Played for Delgado College in New Orleans, La., for coach Joe Scheurmann ... Posted a 7-2 record in 13 appearances as a freshman ... Also had 56 strikeouts in 47.1 innings pitched ... Redshirted at LSU in 2014 ... Named a preseason top JUCO pitching prospect by Perfect Game in 2015 ... Honored as Northwoods League Top Pitching Prospect in Summer 2015.

HIGH SCHOOL

Played at Jesuit High School in New Orleans, La., for coach Joey Latino ... Posted a 2-0 record with three saves as a senior ... Had a 1.34 ERA ... Recorded 51 strikeouts in 36.2 innings pitched ... Also played football in high school.

PERSONAL

Born in New Orleans, La. ... son of Jeff Mitchell, Liz Hoffman and Monica Sanchez ... Has three siblings, Emily, Catherine and Henry ... Studying in College of Business.



ALL GAMES

Year	ERA	W	L	App	GS	CG	SHO	CBO	SV	IP	H	R	ER	BB	SO	2B	3B	HR	BF	B/Avg	WP	HBP	BK	SFA	SHA
2016	5.40	4	4	19	10	0	0	1	1	60.0	70	44	36	31	54	14	3	6	283	.288	8	5	0	2	2
2017	5.14	5	4	23	4	0	0	2	3	35.0	30	24	20	23	27	7	1	2	123	.244	4	1	1	3	7
TOTAL	5.31	9	8	42	14	0	0	3	4	95.0	100	68	56	54	81	21	4	8	366	.273	12	6	1	5	9

SEC GAMES ONLY

Year	ERA	W	L	App	GS	CG	SHO	CBO	SV	IP	H	R	ER	BB	SO	2B	3B	HR	BF	B/Avg	WP	HBP	BK	SFA	SHA
2016	8.18	0	2	9	3	0	0	0	0	22.0	32	27	20	11	14	8	2	4	107	.344	1	1	0	1	1
2017	6.12	2	3	14	3	0	0	0	2	25.0	24	19	17	15	16	6	1	1	89	.270	4	1	1	3	5
TOTAL	7.09	2	5	23	6	0	0	0	2	47.0	56	46	37	26	30	14	3	5	220	.308	5	2	1	4	6





CASEY MIZE



POSITION
Right-Handed Pitcher

CLASS
Junior

BATS / THROWS
R/R

HEIGHT - WEIGHT
6-3 - 220

EXPERIENCE
2L

HOMETOWN
Springville, Ala.

HIGH SCHOOL
Springville

2017 - SOPHOMORE YEAR

Made 13 appearances and 12 starts on the mound ... turned in quality outings in nine of his 13 trips to the bump ... posted a team-best 8-2 record with a 2.04 ERA, good for third in the SEC and 25th in the country ... struck out 109 batters in 83.2 innings pitched ... his 109 strikeouts in were the most by an Auburn pitcher since 1999 and the eighth most in the conference ... issued a SEC-low nine walks en route to leading the NCAA with a 12.11 strikeout-to-walk ratio ... ranked 15th in the country with 11.73 strikeouts per nine innings ... held opponents to a .210 average ... was named a Second Team All-American by ABCA/Rawlings and earned Third Team All-American honors from Baseball American and Perfect Game ... became the 25th All-American in program history and second under head coach Butch Thompson ... was also named to the Golden Spikes Award Watch List and earned D1 Baseball Mid-Season All-American honors ... threw 5.0 scoreless innings and struck out 12 batters in a win vs. Holy Cross (2/25) ... went the distance and earned wins in a pair of games vs South Carolina (3/31) and in the NCAA Tournament vs. Tennessee Tech (6/3) ... struck out 12 batters in both outings ... allowed only two hits in 7.0 shutout innings and matched his season high with 12 strikeouts at Texas A&M (4/7) ... allowed just three hits and struck out seven batters in 6.0 shutout innings at Tennessee (4/13) ... pitched 6.0 innings of relief and earned the win in the Tigers' SEC Tournament matchup vs. Ole Miss (5/23).

2016 - FRESHMAN YEAR

Made 16 appearances on the season with seven starts ... Posted a 2-5 record with one save ... team-best 3.52 ERA ... Led team with 59 strikeouts in 69.0 innings pitched ... Held opponents to a .249 BAA ... 1-4 record in SEC play ... 4.68 ERA vs. conference opponents ... Pitched the final two innings on Opening Day ... Also threw three scoreless innings on Sunday vs. Sac State (2/21) ... Pitched a then career-high 5.2 innings out of the bullpen vs. Southern (2/28) ... Struck out three with no walks ... Allowed just three hits and one unearned run ... Posted eight strikeouts in 7.0 innings in his first career start vs. Michigan State (3/5) ... Earned his first win with 7.0 innings and one run allowed against Oral Roberts (3/13) ... Struck out four with one walk ... Lifted after just 2.0 innings after allowing six earned vs. Texas A&M (3/19) ... First career save vs. Georgia State (4/5) ... six strikeouts in 3.2 relief innings at Missouri (4/9) ... Career-long 6.1 relief innings vs. Tennessee (4/16) ... Struck out four with four hits allowed ... Got his first SEC win with three scoreless relief innings vs. Kentucky (4/30) ... Struck out five in 4.0 innings after starting vs. Miss State (5/15) ... Struck out seven in 6.0 innings at Vanderbilt (5/21).

MIZE AT A GLANCE

CAREER RECORD

at Plainsman Park.....	6-1
On Road/Neutral.....	4-6
vs. SEC.....	6-6
vs. SEC West.....	2-4
vs. SEC East.....	4-2

CAREER HIGHS

Innings.....	9.0, two times
Hits.....	10, vs. South Carolina (3/31/17)
Runs.....	6, vs. Texas A&M (3/19/16)
Earned Runs.....	6, vs. Texas A&M (3/19/16)
Walks.....	3, two times
Strikeouts.....	12, four times
Pitches.....	120, vs. South Carolina (3/31/17)





CAREER HIGHLIGHTS

- Became the 25th All-American in program history in 2017
- 2017 ABCA Second Team All-American
- 2017 Baseball America Third Team All-American
- 2017 Perfect Game/Rawlings Third Team All-American
- 2017 USA Baseball Collegiate National Team member
- 2018 D1 Baseball Preseason First Team All-American
- 2018 Perfect Game/Rawlings Preseason First Team All-American
- 2018 Baseball America Preseason First Team All-American
- 2018 Collegiate Baseball Preseason Second Team All-American
- 2018 NCBWA Preseason First Team All-American
- 2018 Preseason First Team All-SEC

HIGH SCHOOL

Played at Springville High School in Springville, Ala. ... 2015 Perfect Game Honorable Mention All-American Southeast - All Region Second Team ... Ranked No. 300 in the nation ... No. 4 player in Alabama ... Second ranked pitcher in Alabama ... 108th best pitcher in the country ... 2014 Underclass High Honorable Mention by Perfect Game ... Played for Team Georgia Baseball Academy ... Named to the 2014 WWBA National Qualifier All-Tournament Team ... Posted a 19-2 record in his high school career ... Went 3-0 as a senior with 34 strikeouts and 1.83 ERA ... three-time all-area selection ... Selected to North-South All-Star Game as a junior.

PERSONAL

Son of Jason and Rhonda Mize ... Has one brother, Cody ... Studying in the University College.

CASEY MIZE'S CAREER APPEARANCES

*-Starter

2016 - FRESHMAN YEAR

Date	Opp (Res.)	DEC	QS	IP	H	R	ER	BB	SO	HR	ERA	NP
2/19	SAC STATE (W, 10-5)	-	-	2.0	2	1	1	0	2	0	4.50	42
2/21	SAC STATE (L, 6-7)	-	-	3.0	2	0	0	1	1	0	1.80	34
2/28	SOUTHERN (L, 5-6)	-	-	5.2	3	1	0	0	3	0	0.55	68
3/5	*vs. Michigan State (L, 0-3)	L	X	7.0	7	2	2	1	8	1	1.82	106
3/12	*ORAL ROBERTS (W, 10-1)	W	X	7.0	6	1	1	1	4	0	1.46	102
3/19	*#2 TEXAS A&M (W, 9-7)	ND	-	2.0	6	6	6	2	0	1	3.38	49
3/26	*at #18 Arkansas (L, 7-14)	L	-	3.2	4	3	2	3	2	1	3.71	56
4/2	#14 LSU (W, 8-5)	-	-	2.1	4	3	3	0	2	1	4.13	44
4/5	GEORGIA STATE (W, 7-4)	S	-	2.0	1	1	1	1	4	1	4.15	33
4/9	at Missouri (L, 3-4)	-	-	3.2	2	1	0	0	6	0	3.76	48
4/16	TENNESSEE (W, 7-6)	-	-	6.1	4	2	2	1	4	1	3.63	84
4/24	*at #14 Ole Miss (L, 5-6)	-	X	7.0	4	1	0	2	3	0	3.14	110
4/30	#22 KENTUCKY (W, 10-6)	W	-	3.0	4	0	0	0	3	0	2.96	47
5/7	at Alabama (L, 3-4)	L	-	4.1	6	2	1	3	5	1	2.90	82
5/15	*#4 MISS STATE (L, 3-10)	L	-	4.0	6	4	4	2	5	2	3.29	81
5/21	*at #12 Vanderbilt (L, 3-4)	L	-	6.0	7	4	4	1	7	0	3.52	90

2017 - SOPHOMORE YEAR

Date	Opp (Res.)	DEC	QS	IP	H	R	ER	BB	SO	HR	ERA	NP
2/18	*GEORGE WASHINGTON (W, 2-0)	W	-	5.0	2	0	0	0	7	0	0.00	75
2/25	*HOLY CROSS (W, 4-0)	W	-	5.0	4	0	0	1	12	0	0.00	86
3/4	*LIPSCOMB (W, 5-4)	-	X	6.0	5	2	1	1	9	0	0.56	94
3/11	*PRESBYTERIAN (W, 7-5)	-	X	6.2	6	3	0	2	10	0	0.40	105
3/18	*#5 FLORIDA (W, 2-1)	W	X	7.0	5	1	0	1	8	0	0.30	96
3/25	*at Georgia (L, 1-4)	L	X	7.0	9	3	3	1	5	0	0.98	-
3/31	*#6 SOUTH CAROLINA (W, 5-4)	W	-	9.0	10	4	4	1	12	0	1.58	120
4/7	*at Texas A&M (W, 2-1)	W	X	7.0	2	0	0	1	12	0	1.37	113
4/13	*at Tennessee (W, 3-2)	W	X	6.0	3	0	0	0	7	0	1.23	82
5/6	*ALABAMA (L, 6-7)	-	X	6.0	4	3	2	0	4	0	1.39	75
5/13	*at #10 LSU (L, 1-9)	L	-	4.0	6	5	5	0	2	1	1.97	61
5/23	vs. Ole Miss (W, 5-4)	W	-	6.0	3	2	1	0	9	1	1.93	77
6/3	*vs. Tennessee Tech (W, 5-3)	W	X	9.0	7	3	3	1	12	2	2.04	99



ALL GAMES

Year	ERA	W	L	App	GS	CG	SHO	CBO	SV	IP	H	R	ER	BB	SO	2B	3B	HR	BF	B/Avg	WP	HBP	BK	SFA	SHA
2016	3.52	2	5	16	7	0	0	0	1	69.0	69	32	27	18	59	11	1	9	305	.249	7	4	0	1	5
2017	2.04	8	2	13	12	2	0	2	0	83.2	66	26	19	9	109	14	0	4	315	.210	1	2	0	2	2
TOTAL	2.71	10	7	29	19	2	0	2	1	152.2	135	58	46	27	168	25	1	13	592	.228	8	6	0	3	7

SEC GAMES ONLY

Year	ERA	W	L	App	GS	CG	SHO	CBO	SV	IP	H	R	ER	BB	SO	2B	3B	HR	BF	B/Avg	WP	HBP	BK	SFA	SHA
2016	4.68	1	4	10	5	0	0	0	0	42.1	47	26	22	14	37	8	1	7	196	.272	3	4	0	1	4
2017	2.74	4	2	7	7	1	0	0	0	46.0	39	16	14	4	50	9	0	1	181	.228	0	2	0	2	1
TOTAL	3.67	5	6	17	12	1	0	0	0	88.1	86	42	36	18	87	17	1	8	377	.250	3	6	0	3	5





MIKE ROJAS

21

POSITION
Catcher

CLASS
Junior

BATS / THROWS
R/R

HEIGHT - WEIGHT
6-2 - 215

EXPERIENCE
1L

PREVIOUS SCHOOL
Chipola

HOMETOWN
Naples, Fla.

HIGH SCHOOL
Gulf Coast

2017 - SOPHOMORE YEAR

Saw action in 12 games and made four starts behind the plate ... Went 4-for-15 (.267) on the year ... Made his Auburn debut in game two of a doubleheader vs. George Washington (2/18/17) ... Went 2-for-2 with a run scored vs. Holy Cross (2/26) ... Went 1-for-3 with a run, three RBI and a double against Georgia Tech (4/4) ... Didn't commit an error behind the plate and totaled 33 putouts and four assists.

JUNIOR COLLEGE

Played one season at Chipola College in Marianna, Fla., for Jeff Johnson ... Played in 45 games as a freshman with a .339 batting average ... Hit four homers with 28 RBI ... Scored 30 runs with 12 doubles.

HIGH SCHOOL

Prepped at Gulf Coast High School in Naples, Fla., under coach Pete Garcia ... Batted .361 as a senior with two homers and 27 RBI in 29 games ... Selected for state all-star game ... Drafted in 40th round by the Seattle Mariners in 2015 ... Florida Region Honorable Mention by Perfect Game.


PERSONAL

Son of Mike and Ginny Rojas ... Has two siblings, Michelle and Jennifer ... Father is former Major League bullpen coach for Seattle (2014-15) ... Previously spent time as a coach, minor league manager and player development official in Detroit Tigers organization ... Also worked in Cincinnati, Houston and Chicago (AL) organizations ... Grandfather, Cookie, played, managed and coached in the Major Leagues ... Cookie was five-time MLB All-Star ... Currently serves as television commentator for Florida Marlins ... Cookie played in big leagues from 1962-1977 ... Uncle Tab Rojas also played in Baltimore minor league system ... Studying in the University College.

CAREER HIGHS	
At Bats:	3, two times
Runs:	1, four times
Hits:	2, vs. Holy Cross (2/26/17)
RBI:	3, vs. Georgia Tech (4/4/17)
Doubles:	1, vs. Georgia Tech (4/4/17)
Triples:	None
HR:	None
Hit Streak:	2 (2017)
Reach Base:	3 (2017)

MULTI-HIT GAMES	
Year	2 3 4 5+ Total
2017	1 - - - 1
Totals	1 -- -- -- 1

MULTI-RBI GAMES	
Year	2 3 4 5+ Total
2017	- 1 - - 1
Totals	-- 1 -- -- 1



ALL GAMES

Year	Avg	GP	GS	AB	R	H	2B	3B	HR	RBI	TB	SLG%	BB	HBP	SO	GDP	OB%	SF	SH	SB	ATT	PO	A	E	FLD%
2017	.267	12	4	15	4	4	1	0	0	3	5	.333	3	0	4	1	.389	0	0	0	0	33	4	0	1.000

SEC GAMES ONLY

Year	Avg	GP	GS	AB	R	H	2B	3B	HR	RBI	TB	SLG%	BB	HBP	SO	GDP	OB%	SF	SH	SB	ATT	PO	A	E	FLD%
2017	.000	3	0	2	0	0	0	0	0	0	0	.000	0	0	1	0	.000	0	0	0	0	3	0	0	1.000



RYAN WATSON

37

2017 - FRESHMAN YEAR

Was the Tigers' most-used freshman arm as he made 22 appearances and two starts on the mound ... Posted a 1-1 record with a 5.17 ERA ... Struck out 22 batters in 31.1 innings pitched ... Allowed six earned runs in his first 19.1 innings (2.79 ERA) ... Made his Auburn debut vs. George Washington (2/18) ... Earned his first collegiate win in 1.1 innings pitched vs. Presbyterian (3/11) ... Came out of the bullpen to toss 2.2 innings in a blowout win vs. Florida (3/17) ... Pitched 2.2 innings of relief and struck out a season-high three batters in a Capital City Classic win against Alabama (3/28) ... Made his first collegiate start in a 6-5 win vs. South Carolina (4/2) ... Made his second and final start of the season and pitched a season high 3.0 innings against Arkansas (4/23) ... Pitched a scoreless innings of relief vs. Ole Miss (5/20) ... Made an appearance in the NCAA Tournament vs. Florida State (6/5).

HIGH SCHOOL

Played at Auburn High School for coach Matt Cimo ... Helped team to Class 7A State Championship game as a senior ... Posted a 5-1 record with a 1.98 ERA in 60 innings as a senior ... Struck out 62 with only 22 walks ... Posted a 1-1 record with a 2.17 ERA as a junior ... 2016 ASWA Second Team All-State ... Selected by the Los Angeles Dodgers in the 39th round of the 2016 MLB Draft ... 2016 Rawlings/Perfect Game Honorable Mention All-American ... Southeast All-Region honoree ...

2015 Underclass Honorable Mention ... Ranked No. 9 in the state of Alabama by Perfect Game ... No. 3 right-handed pitcher in Ala. ... No. 147 right-handed pitcher in the nation ... Perfect Game ranked him No. 366 nationally in 2017.

PERSONAL

Son of Doug and D'Anne Watson ... Has one sibling, Reese ... Studying in the College of Business.

WATSON AT A GLANCE

CAREER RECORD

at Plainsman Park.....	2-0
On Road / Neutral Site.....	0-1
vs. SEC.....	0-0
vs. SEC West.....	0-0
vs. SEC East.....	0-0

CAREER HIGHS

Innings.....	3.0, vs. Arkansas (4/23/17)
Hits.....	5, vs. Arkansas (4/23/17)
Runs.....	3, at UAB (5/9/17)
Earned Runs.....	3, at UAB (5/9/17)
Walks.....	2, three times
Strikeouts.....	3, vs. Alabama (3/28/17)
Pitches.....	50, vs. Arkansas (5/25/17)

RYAN WATSON'S CAREER APPEARANCES

*-Starter

2017 - FRESHMAN YEAR

Date	Opp (Res.)	DEC	QS	IP	H	R	ER	BB	SO	HR	ERA	NP
2/18	GEORGE WASHINGTON (L, 5-9)	-	-	0.2	2	1	1	0	1	0	13.50	10
2/26	HOLY CROSS (W, 13-4)	-	-	1.0	0	0	0	0	2	0	5.40	15
3/3	LIPSCOMB (W, 8-0)	-	-	1.0	0	0	0	0	2	0	3.38	16
3/5	LIPSCOMB (L, 7-8)	-	-	1.1	1	0	0	1	2	0	2.25	29
3/10	PRESBYTERIAN (L, 8-11)	-	-	0.0	1	1	1	0	0	0	4.50	2
3/11	PRESBYTERIAN (W, 7-5)	W	-	1.1	1	2	0	2	1	0	3.38	37
3/14	UAB (W, 4-0)	-	-	2.0	0	0	0	0	2	0	2.45	23
3/17	#5 FLORIDA (W, 14-3)	-	-	2.2	2	1	1	0	2	0	2.70	28
3/21	at Georgia Tech (W, 7-4)	-	-	1.2	0	0	0	1	0	0	2.31	17
3/24	at Georgia (W, 2-1)	-	-	1.0	2	1	1	0	0	0	2.84	-
3/28	vs. Alabama (W, 4-3)	-	-	2.2	1	0	0	2	3	0	2.35	43
4/2	*#6 SOUTH CAROLINA (W, 6-5)	-	-	2.0	4	1	1	0	1	0	2.60	33
4/8	at Texas A&M (L, 3-6)	-	-	1.0	3	1	1	1	0	0	2.95	23
4/11	at Samford (W, 16-15)	-	-	1.0	1	0	0	1	1	0	2.79	21
4/15	at Tennessee (W, 8-1)	-	-	1.0	2	1	1	0	1	1	3.10	16
4/18	at Kennesaw State (W, 15-7)	-	-	1.0	2	2	2	1	1	0	3.80	20
4/23	*#16 ARKANSAS (W, 11-6)	-	-	3.0	5	2	2	0	0	0	4.07	43
5/7	ALABAMA (L, 9-11)	L	-	1.1	2	2	1	0	2	0	4.21	27
5/9	at UAB (L, 2-8)	-	-	0.2	4	3	3	0	0	0	5.13	16
5/20	OLE MISS (L, 4-8)	-	-	1.0	0	0	0	0	0	0	4.94	15
5/25	vs. #13 Arkansas (L, 0-12)	-	-	2.2	3	1	1	2	1	0	4.80	50
6/5	at #16 Florida State (L, 0-6)	-	-	1.1	3	2	2	0	0	0	5.17	23



ALL GAMES

Year	ERA	W	L	App	GS	CG	SHO	CBO	SV	IP	H	R	ER	BB	SO	2B	3B	HR	BF	B/Avg	WP	HBP	BK	SFA	SHA
2017	5.17	1	1	22	2	0	0	2	0	31.1	39	21	18	11	22	8	3	1	131	.298	4	1	0	2	0

SEC GAMES ONLY

Year	ERA	W	L	App	GS	CG	SHO	CBO	SV	IP	H	R	ER	BB	SO	2B	3B	HR	BF	B/Avg	WP	HBP	BK	SFA	SHA
2017	5.54	0	1	8	2	0	0	0	0	13.0	20	9	8	1	6	3	2	1	57	.351	2	1	0	2	0





**CARTER
BOWEN** #15
RHP
5-11 • 190 • Fr. • HS
Cullman, Ala. (Cullman)
R/R

HIGH SCHOOL

Was a five-year letterwinner for Brent Patterson at Cullman High School in Cullman, Ala. ... Helped Cullman to the 6A state championship in 2015, its first since 2008, and a runner-up finish in 2016 ... Pitched in 12 games as a junior with a 1.56 ERA and 35 strikeouts in 31.1 innings ... Recorded a 3-0 record with four saves ... Went 4-1 as a sophomore with 45 strikeouts ... Posted a 1.99 ERA in 14 games with one save ... Appeared in 40 games in the field as a junior with 23 RBI ... Totaled 31 RBI and 12 doubles as a sophomore while hitting .273 ... 2016 Underclass Honorable Mention ... Earned Gold Academic Honors and was a member of the National Honor Society, Spanish National Honor Society and Mu Alpha Theta ... Graduated fourth in his class of 225.

PERSONAL

Son of Bryan and Susan Bowen ... Has two brothers, Cooper and Cross ... His dad, Bryan, played two years of baseball at Wallace State Community College and two years at Samford ... Can play guitar and piano.



**TANNER
BURNS** #7
RHP
6-0 • 215 • Fr. • HS
Decatur, Ala. (Decatur)
R/R

HIGH SCHOOL

Five-year letterwinner for Luke Lamm at Decatur High School in Decatur, Ala. ... Rated by Perfect Game as the No. 4 player in Alabama and the No. 33 player in the country ... Four-time All-State performer ... Named the 2015 and 2016 Decatur Daily Player of the Year ... Named a 2016 and 2017 All-American by multiple national outlets including Under Armour, Max Preps, Perfect Game and Collegiate Baseball ... Member of the 2016 USA Baseball (17U) National Team ... Named the 2016 ABCA Player of the Year and Alabama 6A Hitter of the Year ... Named the 2017 National High School Player of the Year by Collegiate Baseball ... Also took home Alabama Mr. Baseball and Gatorade Player of the Year honors in 2017 ... Rated the No. 38 overall prospect by Baseball America leading up to the MLB Draft ... Was selected by the New York Yankees in the 37th round of the 2017 MLB Draft.

PERSONAL

Son of Mike and Lane Burns ... His dad, Mike, played in the Houston Astros organization ... Has one sibling, Link ... Interdisciplinary Studies major.



**CADE
EVANS** #5
OF/IF
6-0 • 183 • Fr. • HS
Chattanooga, Tenn. (Boyd Buchanan)
R/R

HIGH SCHOOL

Played for Josh Rider at Boyd Buchanan High School in Chattanooga, Tenn. ... Started 121 of the 122 games he played ... Career .447 hitter ... Collected 45 career doubles and 15 career triples ... Stole 118-of-123 bases ... Scored 159 runs in 122 games and drove in 87 ... Set the school record for single-season hits in back-to-back seasons with 51 and 52 during his freshman and sophomore campaigns ... Rated the No. 1 shortstop and No. 15 player in Tennessee by Perfect Game ... Four-time All-District honoree and Team Defensive MVP ... Three-time All-Region performer and two-time All-State player ... 2016 Underclass Third Team All-American ... Member of the National Honor Society ... Named Tennessee Valley and North Georgia Chevy Dealers Scholar-Athlete ... Also a three-year basketball letterman ... Two-time All-District and All-Region basketball player.

PERSONAL

Son of Jimmy and Shelly Evans ... Has two siblings, Eli and Bo ... Rudy Simpson (grandfather) is a member of the University of Florida Sports Hall of Fame and played for the Cleveland Indians organization ... Rick Simpson (uncle) played baseball at Florida and UCF ... His mom, Shelly, played softball at Nicholls State University ... Studying in the College of Business.



**RHETT
FETTER** #6
RHP
6-3 • 200 • Fr. • HS
Roanoke, Ala. (Handley)
R/R

HIGH SCHOOL

Played for Tyler Hall and Larry Strain at Handley High School in Roanoke, Ala. ... Two-time Second Team All-State performer ... Rated a top-30 player in Alabama by Perfect Game ... Two-way player who hit .397 with four home runs and 29 RBI as a junior ... Followed it with a .384 average, three home runs and 22 RBI as a senior ... Didn't post an ERA over 2.14 in his four seasons ... Allowed four earned runs in 68 innings as a senior — good for a 0.98 ERA ... Posted a career 26-9 record on the mound and recorded six saves ... Struck out 291 batters in 239 career innings and issued only 53 walks ... Also a two-time Second Team All-State performer in football and the State Championship MVP as a senior.

PERSONAL

Son of Amy Moody and Jeff Fetter ... Has two brothers, Tucker and Ty ... Pre-Business major.



PEYTON #4
GLAVINE LHP

5-11 • 176 • Fr. • HS
Alpharetta, Ga. (Blessed Trinity)
R/L

HIGH SCHOOL

Played for Andy Harlin at Blessed Trinity Catholic High School in Roswell, Ga. ... Went 6-0 with a 0.80 ERA as a junior ... Posted a 12-1 record with a 1.01 ERA in 15 starts as a senior ... Struck out 75 batters in 69.1 innings pitched ... Rated the eighth best left-handed pitcher in Georgia ... Helped his team to a state title in 2015 and state runner-up finish in 2016 ... 2017 Collegiate Baseball Second Team All-American ... Selected in the 37th round of the 2017 MLB Draft by the Los Angeles Angels of Anaheim ... Also played hockey.

PERSONAL

Son of Tom (MLB Hall of Famer) and Chris Glavine ... Has four siblings: Jonathan, Amber, Mason and Kieran ... Pre-Business major.



CHASE #11
HALL C

6-2 • 215 • Jr. • JC
Roanoke, Ala. (Southern Union)
R/R

JUNIOR COLLEGE


Played for Joe Jordan at Southern Union ... Aaw action in 60 games in his two seasons with the Bison ... Committed just one error behind the plate ... Caught 41.2 percent of would-be base stealers as a freshman and 31.8 percent as a sophomore ... Hit one home run and drove in 16 as a sophomore ... Had five games with two or more RBI.

HIGH SCHOOL

Played for Todd Cole at Handley High School in Roanoke, Ala.

PERSONAL

Son of Tim and Kristy Hall ... Has two siblings, Zack and Gracie ... Marketing major.



CODY #20
GREENHILL RHP

6-4 • 216 • Fr. • HS
Russellville, Ala. (Russellville)
R/R

HIGH SCHOOL

Four-year letterwinner and three-time 5A state champion for Chris Heaps at Russellville High School ... Rated the eighth best player and fourth best right-handed pitcher in Alabama by Perfect Game ... Also ranked a top 160 player nationally ... Hit .336 with 16 home runs his senior year ... Posted a 12-2 record with a 0.74 ERA on the mound ... Led the state with 144 strikeouts and issued only 18 walks ... Went 13-3 as a junior with a 1.14 ERA ... Struck out 118 in 92.1 innings pitched ... Posted a 4-0 record as a sophomore with 33 strikeouts in 35.1 innings ... Pitched in six games as a freshman ... Named the 2017 5A Player of the Year, Times Daily Pitcher of the Year and a Collegiate Baseball First Team All-American ... Also earned 2017 Rawlings/Perfect Game Third Team All-American honors ... Member of the National Honor Society.

PERSONAL

Son of Kevin and Melissa Greenhill ... Has one sister, Kyra ... Forestry and Wildlife Management major.



RYAN #52
HOERTER RHP

6-6 • 191 • Fr. • HS
Pleasant Prairie, Wisc. (Indian Trail)
R/R

HIGH SCHOOL

Played at Indian Trail Academy in Kenosha, Wisconsin, for coach Michael Schmidt ... Posted a career 20-4 record on the mound ... Went 8-0 record as a junior with a 1.17 ERA ... Struck out 57 in 42.0 innings pitched ... Followed it with a 7-1 record and 0.32 ERA as a senior ... Struck out 97 batters in 59 innings ... Also hit .406 as a junior and .392 as a senior ... Rated the No. 1 player in Wisconsin by Perfect Game ... 2017 Player of the Year and Pitcher of the Year in conference ... Named First Team All-American by MaxPreps ... Two-time First Team All-Conference ... Threw first no-hitter in school history in 2016 ... 2016 Underclass Honorable Mention ... Selected in the 36th round of the 2017 MLB Draft by the Pittsburgh Pirates.

PERSONAL

Son of Dirk and Kathy Hoerter ... Has one brother, Jared ... Business Analytics major.



EDOUARD #10
JULIEN IF/OF
 6-1 • 183 • Fr. • HS
 Quebec City, Quebec (Cardinal-Roy)
 S/R

HIGH SCHOOL

Attended Cardinal-Roy Secondary School in Quebec City, Canada ... Member of the Canadian Junior National Team ... Participated in tournaments in Florida and Cuba with Canada U18 National Team during the summer of 2016 ... Won gold with Team Quebec at the 18U National Championship in August 2016 ... Hit .318 in the tournament with six RBI and two extra-base hits ... Named top 15-year-old player in Quebec ... Named top prospect in Quebec as a 16-year-old ... Hit team-best .417 with four runs scored in Spring Training camp with Canada JNT in March 2016 ... Also saw national team action in the Dominican Summer League ... Won bronze with Team Quebec at the Baseball Canada Cup ... Batted .381 in the event with five RBI and nine stolen bases ... Selected by the Philadelphia Phillies in the 37th round of the 2017 MLB Draft.

PERSONAL

Son of Remy Julien and Nathalie Hamelin ... Has one sister, Alicia ... Born in Quebec City, Canada ... International Business major.



FORD #36
LUTTRELL RHP
 6-0 • 181 • Fr. • HS
 Madison, Ala. (Bob Jones)
 L/R

HIGH SCHOOL

Played for Jared Smith at Bob Jones High School in Madison, Ala. ... Went 5-2 with a 2.69 ERA in 10 games as a senior ... Struck out 90 batters in 52 innings ... Held opponents to a .160 average ... Rated the 42nd best player and 20th best right-handed pitcher in Alabama ... 2017 Rawlings/Perfect Game Honorable Mention All-American and Southeast All-Region Second Team.

PERSONAL

Son of Alex and Shelaine Luttrell ... as one brother, Andrew ... Software Engineering major.



WINSTON #26
MORGAN IF/OF
 6-4 • 200 • Fr. • HS
 Montgomery, Ala. (LAMP)
 L/R

HIGH SCHOOL

Played for Chad Smith at Loveless Academic Magnet Program ... 2017 ASWA Second Team All-State ... hit .382 with 15 doubles, two home runs and 44 RBI as a senior ... also went 8-4 and turned in a 2.90 ERA on the mound ... hit a career-best .405 as a junior ... two-time All-Metro Team honoree ... hit 24 career doubles and drove in 85 career runs ... received the 2017 Fellowship of Christian Athletes Leadership Award ... travel team was the Triton Rays ... also a three-year letterwinner and state qualifier on the swim team.

PERSONAL

Son of Scott and Beth Morgan ... has two siblings, Walker and Emily Elizabeth ... Aerospace Engineering major.



BRETT #38
OLSON IF
 6-2 • 225 • R-Jr. • JC
 Newport Beach, Calif. (Central Alabama)
 L/L

JUNIOR COLLEGE

Played for Doug Kovash at Central Alabama Community College in 2016 ... played in 26 games and turned in a .234/.277/.413 slash line ... recorded a 0.8 K-BB ratio ... hit a pair of doubles and drove in five runs ... also made two appearances on the mound.

HIGH SCHOOL

Three-year letterwinner for John Emme at Corona del Mar High School (Calif.) ... played in 78 games and turned in a .318 average with 23 RBI ... went 10-7 with a 2.72 career ERA on the mound ... ranks third in school history in innings pitched (103) ... two-time all-League honoree and was named the team MVO his junior and senior seasons ... also a three-year letterwinner, two-time all-League honoree and 2014 state champion in football.

PERSONAL

Son of Gregg and Jill Olson ... his father is a two-time Auburn All-American and was drafted fourth overall in 1989 ... he was named the 1989 AL Rookie of the Year and went on to have a 14-year MLB career ... has three siblings, Brooke, Ashley and Ryan ... working on getting his MBA in Mechanical Engineering.



JACK #44
OWEN LHP

6-2 • 174 • Fr. • HS
Coto De Caza, Calif. (J Serra)
L/L

HIGH SCHOOL

Played for Brett Kay at J Serra Catholic High School in San Juan Capistrano, Calif. ... Appeared in 26 games and made 16 starts during his freshman and sophomore seasons ... posted a 17-1 record over the two seasons and registered ERAs of 1.81 and 1.84 ... Struck out 94 batters in 100 innings pitched ... Second Team All-State as a sophomore ... Two-time First Team All-Trinity ... 2015 Perfect Game Pitcher of the Year ... 2015 Perfect Game Underclass National Championship Most Valuable Pitcher ... Posted a 4-0 record with one save and a 0.00 ERA in the event ... 2016 Second Team Louisville Slugger High School All-American ... 2016 Underclass Second Team All-American ... 2017 West Coast League Pitcher of the Year and Summer Collegiate Second Team All-American ... Rated the No. 2 left-handed pitcher in California and a top-200 player nationally.

PERSONAL

Son of Robert and Lauren Owen ... Has three siblings: Charlotte, Molly and Harry ... born May 26, 1998 in Miami, Fla.



BLAKE #31
SCHILLECI LHP

5-10 • 198 • Jr. • JC
Birmingham, Ala. (Wallace-Hanceville)
L/L

JUNIOR COLLEGE

Played for Randy Putnam at Wallace State Community College in Hanceville, Ala. ... Went 1-0 with a 2.88 ERA as a freshman ... Struck out 9.36 batters per nine innings ... Posted a 4-3 record with a team-best 1.60 ERA in 16 appearances as a sophomore ... Struck out 32 batters in 33.2 innings ... Earned the NJCAA Pinnacle Award (4.0 GPA) for the 2016-17 academic year ... Named to the 2016-17 First Team All NJCAA Academic Team ... Was awarded the Wallace State 2017 President's Cup for being selected as the most outstanding student by the faculty and administration.

HIGH SCHOOL

Played for Brian Breeze at Oak Mountain High School in Birmingham, Ala. ... Posted a 6-2 record with a 1.28 ERA in 14 appearances and 11 starts his senior year ... Named 7A All-State Honorable Mention ... Selected to the All Over the Mountain Team, All Shelby County Team and Birmingham All-Metro Team ... Was also a member of the National Honor Society, Mu Alpha Theta (Mathematics Honor Society) and Rho Kappa (Social Studies Honor Society).

PERSONAL

Son of Keith and Leslie Schilleci ... Has one sister, Carli ... Was a member of the Oak Mountain High School Drum Line for three years ... Software Engineering major.



BRENDAN #8
VENTER IF

6-2 • 205 • Jr. • JC
Flower Mound, Texas (McLennan)
R/R

JUNIOR COLLEGE

Played for Mitch Thompson at McLennan Community College (Texas) ... Two-time All-Conference and All-Region selection ... Turned in a .385/.447/.698 slash line his freshman season ... Led the team with 15 home runs and 69 RBI ... Ranked in the top 40 in the NJCAA in both categories ... Followed it with .353/.437/.634 slash line his sophomore campaign ... Equaled his home run and RBI total from the year before ... Again ranked in the top 40 in the NJCAA ... 2016 Texas-New Mexico JUCO All-Star Showcase Home Run Derby champion.

HIGH SCHOOL

Played for Jeff Sherman at Marcus High School in Flower Mound, Texas ... Batted .417 as a senior with 30 RBI ... Holds the school record for career hits ... Four-time All-District honoree ... 2014 District MVP ... 2015 Offensive District MVP, All-Area selection and All-State honoree ... Academic All-State selection.

PERSONAL

Born in Port Elizabeth, South Africa ... Son of James and Antoinette Venter ... Has one brother, Reuben ... Exercise Science major.



JUDD #1
WARD OF

6-1 • 195 • Fr. • HS
Russellville, Ala. (Russellville)
L/R

HIGH SCHOOL

Was a three-time 5A state champion for Chris Heaps at Russellville High School ... Turned in a .468 career average and totaled 11 home runs with 114 RBI ... Stole 81 bases and scored 189 runs in 144 games ... Rated the 11th best player and fifth best outfielder in Alabama ... Three-time First Team All-State performer ... Turned in a career-best year as a sophomore, hitting .511 with five home runs and 49 RBI ... Named the 2016 5A Player of the Year and Times Daily Hitter of the Year after collecting 80 hits — 30 for extra bases — and driving in 41 runs while turning in a .488 average ... Earned 2017 Collegiate Baseball First Team All-American honors after hitting .407 with four home runs as a senior ... Named a MaxPreps All-American ... Also played basketball.

PERSONAL

Son of David and Tracy Ward ... Has three siblings: Channing Wright and Jake and Jaret Ward ... Exercise Science major ... His dad, David, and brother, Jake played baseball at North Alabama.





STEVEN WILLIAMS

#41

C/OF

6-3 • 216 • Fr. • HS
Albany, Ga. (Deerfield-Windsor)
L/R

HIGH SCHOOL

Played for Jonathan Davis at Deerfield-Windsor High School in Albany, Ga. ... Three-time All-State honoree ... 2017 Collegiate Baseball and Rawlings-Perfect Game First Team All-American ... 2016 Under Armour All-American ... Rated the No. 2 catcher in Georgia and No. 3 catcher in the country by Perfect Game ... Led Deerfield-Windsor to back-to-back state championships in 2015-16 ... Hit .474 or higher in each of his final three seasons ... Turned in a .504 average and hit 11 home runs as a junior ... Hit .493 with seven home runs during his senior season ... Set the Deerfield-Windsor single-season and career home run record ... Member of Team USA 15U National Team and 17U National Team development program ... Rated the No. 114 overall prospect heading into the 2017 MLB Draft ... Was selected in the 35th round of the 2017 MLB Draft by the New York Yankees ... Also starred in football ... All-State and All-Region running back/linebacker.

PERSONAL

Son of Steve and Melissa Williams ... Has one sibling, Tesie ... Studying in the College of Business.



BRETT WRIGHT

#22

C

6-0 • 210 • R-Jr. • JC
New Caney, Texas (San Jacinto)
R/R

JUNIOR COLLEGE

Played for Tom Arrington at San Jacinto Community College in Pasadena, Texas ... Registered a .284/.420/.411 slash line as a freshman ... Hit a trio of home runs and drove in 17 ... Redshirted the 2016 season ... Turned in a .272/.420/.448 slash line as a sophomore ... Hit four home runs and drove in 25 ... Caught 8-of-16 would-be base stealers and registered a .986 fielding percentage behind the plate ... Two-time NJCAA Region XIV All-Conference performer.

HIGH SCHOOL

Played for Donnie Randell at New Caney High in New Caney, Texas ... Batted .429 and drove in 20 runs in 23 games his sophomore year ... Three-time All-District honoree ... Named the 2011 District Newcomer of the Year ... Earned 2013 and 2014 District Defensive Player of the Year honors ... Was also a three-year letterwinner on the football team.

PERSONAL

Son of Jeromi and Sabrina Wright ... Has one sister, Makinnley ... Interdisciplinary Studies major.

Auburn Baseball Recruiting Class Ranked Highest in Program History



Auburn baseball's 2017 recruiting class has been ranked No. 4 in the nation by D1 Baseball, the publication announced Friday afternoon. The ranking is the Tigers' highest in program history and comes a little more than a month after the class also received top-10 recognition from Baseball America and Collegiate Baseball.

Auburn, which checked in behind only Vanderbilt, Florida and Arkansas in the poll, cracks the top five for the second consecutive season, and the No. 4 overall ranking eclipses fifth-ranked classes from 1996, 2007 and 2016 as the highest in program history.

"This is a tremendous accomplishment for our class," head coach Butch Thompson said. "Our University attracts good players and good families, and our staff did an outstanding job of identifying and eventually acquiring the right fits for us."

Coach Thompson has inked 11 top-10 recruiting classes since 2003, including three of Auburn's top-four classes. His inaugural class as the Auburn skipper appeared at No. 5 in the Collegiate Baseball poll a season ago, while he also spear-headed the 2007 class that was ranked No. 5 by Baseball America.

The Tigers' incoming class is made up of 12 freshmen and four junior college transfers with a strong emphasis placed on the battery - 12 of 16 newcomers are either pitchers or catchers.

Auburn had five freshmen who heard their names called in the 2017 MLB First Year Player Draft elect to enroll in school. The list includes Steven Williams (New York Yankees - 35th Round), Ryan Hoerter (Pittsburgh Pirates - 36th Round), Tanner Burns (New York Yankees - 37th Round), Peyton Glavine (Los Angeles Angels - 37th Round) and Edouard Julien (Philadelphia Phillies - 37th Round).

"For five freshmen that were drafted in last June's draft to come to Auburn, you know they want to play professional baseball, but for them to want Auburn to be part of their journey and process says a ton about our program," Thompson added.

Burns, Cody Greenhill, Julien, Brendan Venter and Williams each appeared as top-500 draft prospects according to Baseball America. Burns, who checked in as the No. 38 overall prospect and was named the Collegiate Baseball National High School Player of the Year, was the highest-rated player to enroll in school, and Williams was rated No. 114 overall.

To go along with his national player of the year accolade, Burns was also named Mr. Baseball in Alabama, the 6A Player of the Year and a First Team High School All-American by Collegiate Baseball. He was joined by Greenhill - the 5A Player of the Year in Alabama - Judd Ward and Williams as First Team All-Americans, while Glavine, who is the son of Hall of Famer Tom Glavine, earned Second Team honors.



2017 TEAM STATS



2017 Auburn Baseball
Overall Statistics for Auburn (as of Feb 12, 2018)
(All games Sorted by Batting avg)



Record: 37-26 Home: 23-13 Away: 10-11 Neutral: 4-2 SEC: 16-14

Player	avg	gp-gs	ab	r	h	2b	3b	hr	rbi	tb	slg%	bb	hp	so	gdp	ob%	sf	sh	sb-att	po	a	e	fld%	
41 Todd, Jonah	.376	63-62	242	56	91	13	5	0	37	114	.471	37	4	28	7	.460	4	2	9-14	173	2	1	.994	
20 Robert, Daniel	.290	60-59	217	33	63	11	2	5	42	93	.429	41	2	58	5	.402	4	0	11-12	303	16	2	.994	
24 Davis, Conor	.282	52-38	163	22	46	11	0	1	29	60	.368	18	2	43	6	.359	1	0	1-4	21	0	0	1.000	
25 Estes, Jay	.276	59-59	232	39	64	19	1	1	29	88	.379	21	6	52	6	.346	4	7	6-9	112	109	10	.957	
9 Jarvis, Luke	.276	48-48	185	34	51	10	3	5	27	82	.443	10	1	43	5	.313	2	1	7-8	50	123	12	.935	
3 Anthony, Josh	.266	63-62	233	37	62	14	0	2	39	82	.352	36	6	41	6	.375	2	0	7-9	41	138	9	.952	
27 Ingram, Dylan	.258	57-54	194	36	50	13	0	8	39	87	.448	32	9	48	7	.382	3	1	0-1	265	13	5	.982	
1 Logan, Blake	.250	50-41	144	25	36	5	1	3	19	52	.361	17	3	22	4	.335	3	4	0-1	290	33	2	.994	
19 McGuffin, Bowen	.245	42-30	110	15	27	7	0	0	9	34	.309	14	2	25	6	.341	0	0	2-3	54	6	0	1.000	
17 Holland, Will	.209	45-41	134	23	28	7	1	3	18	46	.343	15	4	31	8	.299	4	1	4-4	59	106	8	.954	

21 Rojas, Mike	.267	12-4	15	4	4	1	0	0	3	5	.333	3	0	4	1	.389	0	0	0-0	33	4	0	1.000	
35 Decker, Bo	.259	25-25	81	10	21	5	0	1	14	29	.358	7	3	20	5	.337	1	1	3-4	44	3	0	1.000	
6 Haecker, Damon	.234	25-20	64	7	15	4	0	0	10	19	.297	15	5	10	2	.412	1	0	2-4	149	19	2	.988	
2 Johnson, Jeremy	.229	22-12	48	9	11	2	0	0	8	13	.271	5	3	7	1	.322	3	0	1-1	25	0	0	1.000	
31 Gillikin, Sam	.213	29-12	47	9	10	2	0	1	4	15	.319	9	1	12	0	.351	0	0	0-0	29	0	0	1.000	
15 Shaffer, J.J.	.000	21-0	6	4	0	0	0	0	0	0	.000	0	1	1	1	.143	0	0	2-3	10	0	0	1.000	
Totals	.274	63	2115	363	579	124	13	30	327	819	.387	280	52	445	70	.367	32	17	55-77	1686	649	59	.975	
Opponents	.260	63	2148	303	559	109	10	41	286	811	.378	181	45	485	40	.327	23	40	27-45	1643	647	77	.967	

LOB - Team (492), Opp (450). DPs turned - Team (52), Opp (72). CI - Team (2), Haecker, D. 2, Opp (2). IBB - Team (9), Todd, J. 5, Ingram, D. 1, McGuffin, B. 1, Robert, D. 1, Estes, J. 1, Opp (11). Picked off - Todd, J. 1, Jarvis, L. 1, Anthony, J. 1, Haecker, D. 1, Estes, J. 1, Decker, B. 1.

(All games Sorted by Earned run avg)

Player	era	w-l	app	gs	cg	sho	sv	ip	h	r	er	bb	so	2b	3b	hr	b/avg	wp	hp	bk	sfa	sha		
32 Mize, Casey	2.04	8-2	13	12	2	0/2	0	83.2	66	26	19	9	109	14	0	4	.210	1	2	0	2	2		
7 Thompson, Keegan	2.41	7-4	15	15	0	0/3	0	93.1	67	31	25	17	75	15	1	7	.200	6	8	1	2	6		
49 Lipscomb, Cole	3.44	4-0	23	1	0	0/2	6	55.0	45	25	21	13	50	12	1	3	.216	1	1	0	3	3		
23 Coker, Calvin	3.78	3-3	31	0	0	0/2	2	52.1	54	24	22	12	41	9	0	1	.274	2	5	1	1	7		
13 Daniel, Davis	5.89	4-3	17	16	0	0/1	0	70.1	75	47	46	26	61	16	1	8	.273	7	9	1	2	3		

10 Davis, Kevin	0.00	0-0	1	0	0	0/0	0	0.2	0	0	0	0	1	0	0	0	.000	0	2	0	0	1		
22 Hillhouse, Trevor	0.00	0-0	1	0	0	0/0	0	0.1	1	0	0	1	1	0	0	0	.500	0	0	0	0	0		
20 Robert, Daniel	2.16	1-0	6	0	0	0/0	1	8.1	4	3	2	4	11	1	0	1	.148	0	1	0	2	1		
12 Mitchell, Andrew	5.14	5-4	23	4	0	0/2	3	35.0	30	24	20	23	27	7	1	2	.244	4	1	1	3	7		
37 Watson, Ryan	5.17	1-1	22	2	0	0/2	0	31.1	39	21	18	11	22	8	3	1	.298	4	1	0	2	0		
40 Klobosits, Gabe	5.18	0-1	17	4	0	0/1	0	33.0	45	20	19	11	20	8	1	2	.338	4	1	0	0	1		
5 Camacho, Christian	5.45	2-3	12	8	0	0/0	0	36.1	42	22	22	9	26	6	2	3	.296	5	9	1	1	4		
18 Herndon, Corey	5.45	1-1	24	0	0	0/2	2	34.2	41	23	21	23	18	4	0	6	.308	4	1	0	5	2		
38 Anderson, Elliott	6.39	1-0	14	0	0	0/2	0	12.2	20	9	9	8	9	4	0	0	.370	1	1	0	0	1		
16 Malczewski, Welby	13.50	0-0	3	0	0	0/0	0	2.0	4	3	3	2	2	1	0	0	.400	3	0	0	0	0		
28 Sprinkle, Daniel	14.66	0-4	10	1	0	0/1	0	11.2	21	19	19	9	12	3	0	3	.389	2	1	0	0	1		
34 Gahm, Joe	36.00	0-0	1	0	0	0/0	0	1.0	3	4	4	1	0	1	0	0	.600	0	2	0	0	1		
26 Warner, Grant	54.00	0-0	1	0	0	0/0	0	0.1	2	2	2	2	0	0	0	0	.667	0	0	0	0	0		
Totals	4.36	37-26	63	63	2	7/7	14	562.0	559	303	272	181	485	109	10	41	.260	44	45	5	23	40		
Opponents	5.00	26-37	63	63	3	4/2	14	547.2	579	363	304	280	445	124	13	30	.274	61	52	6	32	17		

PB - Team (15), Logan, B. 8, Haecker, D. 6, Rojas, M. 1, Opp (11). Pickoffs - Team (4), Herndon, C. 1, Daniel, D. 1, Thompson, K. 1, Logan, B. 1, Opp (6). SBA/ATT - Logan, B. (17-25), Haecker, D. (9-16), Thompson, K. (5-7), Herndon, C. (5-7), Watson, R. (3-4), Camacho, C. (3-4), Klobosits, G (0-4), Coker, C. (3-4), Mize, C. (3-4), Lipscomb, C. (2-3), Mitchell, A. (1-3), Daniel, D. (1-3), Anderson, E. (1-2), Rojas, M. (1-1).



2017 SEC STATS



2017 Auburn Baseball
Conference statistics for Auburn (as of Feb 12, 2018)
(SEC games only Sorted by Batting avg)



Record: 16-14 Home: 9-6 Away: 7-8 SEC: 16-14

Player	avg	gp-gs	ab	r	h	2b	3b	hr	rbi	tb	slg%	bb	hp	so	gdp	ob%	sf	sh	sb-att	po	a	e	fld%	
41 Todd, Jonah	.404	30-30	114	26	46	9	2	0	17	59	.518	19	3	17	0	.493	2	2	6-8	80	1	0	1.000	
9 Jarvis, Luke	.286	20-20	77	14	22	4	2	3	8	39	.506	2	0	17	1	.300	1	0	2-3	15	45	3	.952	
27 Ingram, Dylan	.282	29-27	103	19	29	7	0	6	20	54	.524	12	6	23	2	.385	1	0	0-1	170	10	3	.984	
3 Anthony, Josh	.268	30-30	112	19	30	9	0	2	19	45	.402	17	3	21	3	.376	1	0	3-5	17	72	4	.957	
24 Davis, Conor	.265	27-21	98	10	26	6	0	1	15	35	.357	6	0	27	6	.308	0	0	0-2	0	0	0	.000	
25 Estes, Jay	.256	29-29	117	19	30	12	1	0	10	44	.376	10	2	32	3	.323	1	3	3-3	55	50	7	.938	
1 Logan, Blake	.239	22-17	67	7	16	3	1	1	6	24	.358	6	1	12	3	.311	0	1	0-1	113	17	2	.985	
20 Robert, Daniel	.213	27-26	94	10	20	4	0	2	12	30	.319	18	1	30	2	.339	2	0	5-5	131	6	0	1.000	
17 Holland, Will	.169	24-22	71	11	12	2	0	1	7	17	.239	8	2	18	4	.265	2	1	3-3	32	69	5	.953	

2 Johnson, Jeremy	.273	12-8	33	5	9	1	0	0	7	10	.303	2	3	5	0	.341	3	0	1-1	21	0	0	1.000	
35 Decker, Bo	.225	12-12	40	3	9	3	0	1	5	15	.375	2	0	10	4	.262	0	0	0-0	19	3	0	1.000	
6 Haecker, Damon	.189	13-13	37	3	7	0	0	0	3	7	.189	10	3	7	1	.392	1	0	2-4	89	15	1	.990	
19 McGuffin, Bowen	.186	19-12	43	4	8	1	0	0	3	9	.209	6	0	14	3	.286	0	0	0-0	25	2	0	1.000	
31 Gillikin, Sam	.167	12-3	12	2	2	1	0	1	1	6	.500	2	1	4	0	.333	0	0	0-0	14	0	0	1.000	
21 Rojas, Mike	.000	3-0	2	0	0	0	0	0	0	0	.000	0	0	1	0	.000	0	0	0-0	3	0	0	1.000	
15 Shaffer, J.J.	.000	7-0	1	1	0	0	0	0	0	0	.000	0	0	1	0	.000	0	0	0-0	6	0	0	1.000	
Totals	.261	30	1021	153	266	62	6	18	133	394	.386	120	25	239	32	.348	14	7	25-36	808	327	27	.977	
Opponents	.251	30	1007	130	253	51	5	18	122	368	.365	74	29	211	15	.316	16	21	12-23	806	313	31	.973	

LOB - Team (228), Opp (210). DPs turned - Team (22), Opp (32). CI - Team (1), Haecker, D. 1. IBB - Team (4), Todd, J. 3, Estes, J. 1, Opp (6). Picked off - Todd, J. 1, Estes, J. 1, Anthony, J. 1, Haecker, D. 1, Jarvis, L. 1.

(SEC games only Sorted by Earned run avg)

Player	era	w-l	app	gs	cg	sho	sv	ip	h	r	er	bb	so	2b	3b	hr	b/avg	wp	hp	bk	sfa	sha
32 Mize, Casey	2.74	4-2	7	7	1	0/0	0	46.0	39	16	14	4	50	9	0	1	.228	0	2	0	2	1
49 Lipscomb, Cole	2.93	1-0	13	0	0	0/0	3	27.2	23	12	9	7	20	8	0	1	.221	1	1	0	3	0
7 Thompson, Keegan	3.17	3-4	9	9	0	0/0	0	54.0	44	23	19	10	48	8	1	6	.217	5	7	1	1	5
23 Coker, Calvin	4.09	1-1	14	0	0	0/0	2	22.0	24	10	10	4	15	3	0	1	.286	1	3	0	1	4
13 Daniel, Davis	5.06	3-2	10	9	0	0/0	0	48.0	43	27	27	19	37	11	1	5	.244	4	7	1	2	2
12 Mitchell, Andrew	6.12	2-3	14	3	0	0/0	2	25.0	24	19	17	15	16	6	1	1	.270	4	1	1	3	5

20 Robert, Daniel	0.00	1-0	1	0	0	0/0	0	1.1	0	0	0	0	3	0	0	0	.000	0	0	0	0	0
10 Davis, Kevin	0.00	0-0	1	0	0	0/0	0	0.2	0	0	0	0	1	0	0	0	.000	0	2	0	0	1
38 Anderson, Elliott	1.93	1-0	4	0	0	0/0	0	4.2	6	1	1	1	2	1	0	0	.333	0	0	0	0	0
40 Klobosits, Gabe	2.16	0-0	7	0	0	0/0	0	16.2	14	4	4	2	10	1	0	1	.246	3	1	0	0	1
37 Watson, Ryan	5.54	0-1	8	2	0	0/0	0	13.0	20	9	8	1	6	3	2	1	.351	2	1	0	2	0
18 Herndon, Corey	7.56	0-1	8	0	0	0/0	0	8.1	13	7	7	9	3	1	0	1	.371	0	1	0	2	1
5 Camacho, Christian	9.00	0-0	2	0	0	0/0	0	2.0	3	2	2	2	0	0	0	0	.429	1	3	0	0	1
Totals	3.94	16-14	30	30	1	0/0	7	269.1	253	130	118	74	211	51	5	18	.251	21	29	3	16	21
Opponents	4.42	14-16	30	30	2	2/1	9	268.2	266	153	132	120	239	62	6	18	.261	24	25	4	14	7

PB - Team (7), Haecker, D. 4, Logan, B. 3, Opp (8). Pickoffs - Team (2), Logan, B. 1, Daniel, D. 1, Opp (5). SBA/ATT - Logan, B. (10-14), Haecker, D. (2-7), Thompson, K. (5-5), Klobosits, G (0-4), Daniel, D. (1-3), Mitchell, A. (1-3), Herndon, C. (3-3), Mize, C. (1-2), Anderson, E. (0-1), Camacho, C. (0-1), Lipscomb, C. (1-1).



2017 PITCHING NOTES

2017 BULLPEN BY NUMBERS

Table with 2 columns: Statistic (Total App, Saves/Opp, Holds, IR/IRS, BA Against, ERA) and Value.

SAVES/OPP

Table with 2 columns: Pitcher Name and Saves/Opp Ratio.

HOLDS

Table with 2 columns: Pitcher Name and Holds.

INHERITED RUNNERS/SCORED

Table with 2 columns: Pitcher Name and Inherited Runners/Scored.

1ST BATTER FACED/RETIRED

Table with 2 columns: Pitcher Name and 1st Batter Faced/Retired.

RELIEF ERA

Table with 2 columns: Pitcher Name and Relief ERA.

BP SCORELESS IP (current/long)

Table with 2 columns: Pitcher Name and BP Scoreless IP.

2017 Auburn Baseball Team Game-by-Game for Auburn (as of Dec 12, 2017) Pitching (All games)

Main pitching log table with columns: Date, Opponent, ip, h, r, er, bb, so, 2b, 3b, hr, wp, bk, hbp, dp, lbb, score, w-l, sv, era.

AUBURN STARTING PITCHER BREAKDOWN

Table with 5 columns: Starter, GS, Quality Starts, Run Support, RS/Start, Auburn Record.

Table with 3 columns: Auburn Overall Rankings, Auburn SEC-Only Rankings, Category, Rank, No.

AUBURN PITCHING BREAKDOWN

Table with 16 columns: W-L, ERA, IP, H, R, ER, BB, K, HR, AVG, HOME, ROAD, NEUT, W-L, ERA, IP, H, R, ER, BB, K, HR, AVG.





2017 HITTING NOTES

2017 MULTI-HIT GAMES

	2	3	4	5+	Total
Jonah Todd	18	6	3	-	27
Jay Estes	16	4	-	-	20
Josh Anthony	15	2	1	-	18
Daniel Robert	13	2	1	-	16
Luke Jarvis	9	3	1	-	13
Conor Davis	11	2	-	-	13
Dylan Ingram	9	3	-	-	12
Blake Logan	8	1	-	-	9
Bo Decker	3	3	-	-	6
Damon Haecker	5	-	-	-	5
Will Holland	4	1	-	-	5
Bowen McGuffin	3	2	-	-	5
Jeremy Johnson	2	1	-	-	3
Mike Rojas	1	-	-	-	1
Sam Gillikin	1	-	-	-	1

CAREER MULTI-HIT GAMES

	2	3	4	5+	Total
Daniel Robert	34	8	3	--	45
Damon Haecker	33	6	--	--	39
Blake Logan	31	4	1	--	36
Jonah Todd	18	6	3	--	27
Jay Estes	16	4	--	--	20
Josh Anthony	15	2	1	--	18
Luke Jarvis	9	3	1	--	13
Conor Davis	11	2	--	--	13
Dylan Ingram	9	3	--	--	12
Sam Gillikin	7	1	--	--	8
Bo Decker	3	3	--	--	6
Will Holland	4	1	--	--	5
Bowen McGuffin	3	2	--	--	5
J.J. Shaffer	4	1	--	--	5
Jeremy Johnson	2	1	--	--	3
Mike Rojas	1	--	--	--	1

2017 MULTI-RBI GAMES

	2	3	4	5+	Total
Daniel Robert	10	2	1	-	13
Josh Anthony	8	2	1	-	11
Jay Estes	9	-	-	-	9
Dylan Ingram	2	4	2	-	8
Luke Jarvis	4	2	-	1	7
Conor Davis	4	2	1	-	7
Jonah Todd	5	-	1	-	6
Blake Logan	4	1	-	-	5
Bo Decker	3	1	-	-	4
Will Holland	-	3	1	-	4
Damon Haecker	1	1	-	-	2
Jeremy Johnson	1	1	-	-	2
Mike Rojas	-	1	-	-	1

CAREER MULTI-RBI GAMES

	2	3	4	5+	Total
Daniel Robert	18	5	1	--	24
Blake Logan	14	5	2	1	22
Damon Haecker	9	5	--	--	14
Josh Anthony	8	2	1	--	11
Dylan Ingram	2	4	2	--	8
Jay Estes	9	--	--	--	9
Conor Davis	4	2	1	--	7
Luke Jarvis	4	2	--	1	7
Bo Decker	4	2	--	--	6
Jonah Todd	5	--	1	--	6
Will Holland	--	3	1	--	4
JJ Shaffer	2	--	--	--	2
Jeremy Johnson	1	1	--	--	2
Mike Rojas	--	1	--	--	1

CAREER STARTS

	Career	Consec.
Daniel Robert	180	14
Damon Haecker	177	--
Blake Logan	156	9
Sam Gillikin	71	4
Josh Anthony	62	32
Jonah Todd	62	60
Jay Estes	59	6
Dylan Ingram	54	--
Luke Jarvis	48	4
Will Holland	41	16
Conor Davis	38	--
Bo Decker	34	--
Bowen McGuffin	30	--
JJ Shaffer	28	--
Jeremy Johnson	12	--
Mike Rojas	4	--

TEAM NOTES

Auburn Overall SEC Rankings			Auburn SEC-Only Rankings		
Category	Rank	No.	Category	Rank	No.
Avg.	6th	.274	Avg.	7th	.261
Hits	8th	579	Hits	T6th	266
2B	2nd	124	2B	2nd	62
BB	5th	280	BB	T4th	120
Sac Flies	3rd	32	Sac flies	2nd	14

2017 AUBURN HOME RUNS

No.	Player (#)	Opponent (Date)	On	Outs	Inn.	Pitcher
1	Daniel Robert (1)	Florida A&M (2/22)	1	1	6th	Russ (L)
2	Will Holland (1)	Holy Cross (2/26)	1	2	5th	Finan (R)
3	Dylan Ingram (1)	Lipscomb (3/5)	2	2	4th	Gibson (R)
4	Luke Jarvis (1)	Kennesaw St. (3/8)	0	1	6th	Bice (R)
5	Blake Logan (1)	Presbyterian (3/10)	0	2	8th	Moss (R)
6	Daniel Robert (2)	Jacksonville St. (3/15)	0	1	4th	McCreless (R)
7	Will Holland (2)	#5 Florida (3/17)	1	2	4th	Faedo (R)
8	Luke Jarvis (2)	at Georgia (3/26)	1	1	4th	Adkins (R)
9 ^	Conor Davis (1)	#6 South Carolina (4/2)	2	2	9th	Reagan (L)
10	Blake Logan (2)	at Texas A&M (4/8)	2	2	1st	Martin (R)
11	Dylan Ingram (2)	at Samford (4/11)	3	2	2nd	Greer (R)
12	Daniel Robert (3)	at Samford (4/11)	2	1	5th	Cunningham (R)
13	Luke Jarvis (3)	at Tennessee (4/13)	0	1	2nd	Martin (R)
14	Bo Decker (1)	at Tennessee (4/15)	0	1	5th	Warren (R)
15	Dylan Ingram (3)	at Tennessee (4/15)	2	2	7th	Jackson (R)
16	Luke Jarvis (4)	at Kennesaw St. (4/18)	3	1	4th	Wilkes (R)
17	Daniel Robert (4)	#16 Arkansas (4/21)	1	0	1st	Knight (R)
18	Josh Anthony (1)	#16 Arkansas (4/21)	2	2	3rd	Denton (R)
19	Dylan Ingram (4)	#16 Arkansas (4/21)	1	1	5th	Denton (R)
20	Luke Jarvis (5)	#16 Arkansas (4/23)	1	1	2nd	Alberier (R)
21	Dylan Ingram (5)	#16 Arkansas (4/23)	0	2	8th	Lee (L)
22	Dylan Ingram (6)	at #7 Miss State (4/29)	3	2	4th	Plumlee (R)
23	Dylan Ingram (7)	at #7 Miss State (4/29)	1	0	4th	Jolly (R)
24	Dylan Ingram (8)	vs. Alabama (5/6)	0	1	4th	Duarte (L)
25	Josh Anthony (2)	vs. Alabama (5/6)	0	1	6th	Duarte (L)
26	Sam Gillikin (1)	at #10 LSU (5/13)	0	2	8th	Walker (R)
27	Daniel Robert (5)	Ole Miss (5/18)	1	2	4th	Roth (R)
28	Blake Logan (3)	vs. Ole Miss (5/23)	0	1	6th	Stokes (R)
29	Will Holland (3)	vs. UCF (6/2)	2	1	8th	Thompson (R)
30	Jay Estes (1)	vs. Tennessee Tech (6/3)	0	2	8th	Evey (R)

*Leadoff
^ Walk-Off

HOME RUN BREAKDOWN

at Home.....	16	Solo.....	11	1st Inning.....	2
on the Road.....	11	2-Run.....	9	2nd Inning.....	3
at Neutral Sites.....	3	3-Run.....	7	3rd Inning.....	1
		Grand Slams.....	3	4th Inning.....	9
vs. RHP.....	24			5th Inning.....	4
vs. LHP.....	6	with 0 Outs.....	2	6th Inning.....	4
		with 1 Out.....	15	7th Inning.....	1
vs. SEC.....	19	with 2 Outs.....	13	8th Inning.....	5
vs. Non-SEC.....	11			9th Inning.....	1
				Extra Innings.....	0

AUBURN CAREER HOME RUN BREAKDOWN

	1R	2R	3R	GS	Career	Home	Road	Last
Anthony	1	--	1	--	2	2	--	5/6/17
C. Davis	--	--	1	--	1	1	--	4/2/17
Decker	1	--	--	--	1	--	1	4/15/17
Estes	1	--	--	--	1	--	1	6/3/17
Gillikin	2	--	--	--	2	--	2	5/13/17
Haecker	1	--	1	--	2	2	--	4/26/16
Holland	--	2	1	--	3	2	1	6/2/17
Ingram	2	2	2	2	8	4	4	5/6/17
Jarvis	2	2	--	1	5	2	3	4/23/17
Johnson	--	--	--	--	--	--	--	--
Logan	2	--	4	--	6	3	3	5/23/17
McGuffin	--	--	--	--	--	--	--	--
Robert	6	3	2	--	11	10	1	5/18/17
Rojas	--	--	--	--	--	--	--	--
Shaffer	--	--	--	--	--	--	--	--
Todd	--	--	--	--	--	--	--	--

HITTING STREAKS

	Current	'17	Career
Josh Anthony	--	9	9
Jay Estes	--	7	7
Conor Davis	--	11	11
Bo Decker	--	3	3
Sam Gillikin	--	4	4
Damon Haecker	1	2	10
Will Holland	--	4	4
Jeremy Johnson	--	5	5
Dylan Ingram	--	13	13
Luke Jarvis	--	6	6
Blake Logan	2	4	8
Bowen McGuffin	--	7	7
Daniel Robert	--	7	9
Mike Rojas	--	2	2
J.J. Shaffer	--	--	5
Jonah Todd	--	16	16

REACHED BASE STREAKS

	Current	'17	Career
Josh Anthony	--	13	13
Conor Davis	--	13	13
Bo Decker	1	6	7
Jay Estes	--	16	16
Sam Gillikin	--	5	5
Damon Haecker	1	6	14
Jeremy Johnson	--	6	6
Will Holland	--	6	6
Dylan Ingram	1	23	23
Luke Jarvis	--	7	7
Blake Logan	2	10	11
Bowen McGuffin	2	7	7
Daniel Robert	--	17	32
Mike Rojas	--	3	3
J.J. Shaffer	--	1	5
Jonah Todd	--	22	22

BUNT HITS

Player	No.
Will Holland.....	3
Jay Estes.....	2
Luke Jarvis.....	2
Jonah Todd.....	2
Sam Gillikin.....	1
TOTAL.....	10

SAC BUNTS

Player	No.
Jay Estes.....	7
Blake Logan.....	4
Jonah Todd.....	2
Bo Decker.....	1
Will Holland.....	1
Dylan Ingram.....	1
Luke Jarvis.....	1
TOTAL.....	17

SAC FLIES

Player	No.
Jay Estes.....	4
Will Holland.....	4
Daniel Robert.....	4
Jonah Todd.....	4
Dylan Ingram.....	3
Jeremy Johnson.....	3
Blake Logan.....	3
Luke Jarvis.....	2
Josh Anthony.....	2
Conor Davis.....	1
Bo Decker.....	1
Damon Haecker.....	1
TOTAL.....	32

OUTFIELD ASSISTS

Player	No.
Bowen McGuffin.....	6
Bo Decker.....	3
Jonah Todd.....	2
Daniel Robert.....	2
TOTAL.....	13

PINCH HITS

Player	No.
Conor Davis.....	3
Mike Rojas.....	1
Jonah Todd.....	1
Sam Gillikin.....	1
Daniel Robert.....	1
TOTAL.....	7



2017 GAME-BY-GAME HITTING

2017 Auburn Baseball
Team Game-by-Game for Auburn (as of Nov 29, 2017)
Batting (All games)

Date	Opponent	ab	r	h	rbi	2b	3b	hr	tb	bb	ibb	sb	cs	hbp	sac	sf	gdp	k	po	a	e	lob	avg
Feb 17	GEORGE WASHINGTO	32	9	11	8	4	1	0	17	8	0	0	0	0	0	1	2	3	27	11	0	8	.344
Feb 18	GEORGE WASHINGTO	30	2	6	2	1	0	0	7	2	0	0	0	0	0	0	1	5	27	10	0	6	.274
Feb 18	GEORGE WASHINGTO	34	5	9	5	1	0	0	10	7	1	0	0	2	0	0	1	1	27	12	1	11	.271
Feb 19	GEORGE WASHINGTO	33	4	12	4	2	0	0	14	2	1	0	0	0	1	0	2	1	27	9	3	8	.295
Feb 22	FLORIDA A&M	36	12	15	10	2	0	1	20	4	0	1	1	2	0	2	1	4	27	10	1	8	.321
Feb 24	HOLY CROSS	33	7	12	6	2	1	0	16	1	0	3	1	0	0	2	0	6	27	12	0	5	.328
Feb 25	HOLY CROSS	26	4	5	4	1	0	0	6	9	0	3	1	2	0	0	3	5	27	7	1	9	.312
Feb 26	HOLY CROSS	36	13	12	11	1	0	1	16	7	0	1	0	3	0	2	1	3	27	9	2	11	.315
Feb 28	SAMFORD	31	6	7	6	1	0	0	8	6	0	1	0	3	0	2	2	3	27	13	0	9	.306
Mar 03	LIPSCOMB	35	8	15	8	2	0	0	17	9	0	2	0	0	1	0	1	3	27	7	0	13	.319
Mar 04	LIPSCOMB	31	5	7	4	1	0	0	8	3	0	2	0	0	0	0	0	10	27	5	2	5	.311
Mar 05	LIPSCOMB	35	7	10	7	3	0	1	16	11	0	0	1	0	0	2	2	4	30	12	1	11	.309
Mar 07	SOUTH ALABAMA	25	3	5	3	1	0	0	6	2	0	0	0	0	0	0	1	6	21	9	1	3	.302
Mar 08	KENNESAW ST.	33	6	9	6	5	0	1	17	6	0	1	0	0	0	1	0	5	27	8	1	10	.300
Mar 10	PRESBYTERIAN	40	8	14	8	5	1	1	24	0	0	0	1	1	0	0	2	7	27	10	2	6	.304
Mar 11	PRESBYTERIAN	37	7	14	7	4	0	0	18	4	0	0	0	1	0	1	0	4	27	11	4	12	.309
Mar 12	PRESBYTERIAN	35	8	8	5	1	0	0	9	8	0	2	0	2	0	0	2	8	27	7	1	13	.304
Mar 14	UAB	31	4	7	4	2	0	0	9	4	0	2	0	1	0	0	1	7	27	11	0	8	.300
Mar 15	JSU	37	10	14	10	0	2	1	21	4	0	1	0	0	0	1	0	8	27	13	1	8	.305
*Mar 17	FLORIDA	36	14	14	13	6	0	1	23	8	0	0	0	2	0	0	2	7	27	12	1	8	.309
*Mar 18	FLORIDA	29	2	5	1	2	0	0	7	2	0	0	0	0	0	0	1	6	27	12	1	5	.304
*Mar 19	FLORIDA	31	6	10	2	1	1	0	13	3	0	0	1	1	1	1	3	5	27	11	0	7	.304
Mar 21	at Georgia Tech	37	7	11	6	6	0	0	17	4	0	1	0	1	0	0	1	10	27	8	0	8	.304
*Mar 24	at Georgia	33	2	5	1	0	1	0	7	1	1	1	0	0	0	0	0	8	27	6	3	5	.298
*Mar 25	at Georgia	34	1	9	1	1	0	0	10	4	0	2	0	1	0	0	2	7	24	10	0	11	.296
*Mar 26	at Georgia	29	4	5	2	1	0	1	9	2	0	2	0	1	1	0	1	10	27	10	0	2	.292
Mar 28	vs Alabama	30	4	5	3	0	0	0	5	5	0	1	0	0	0	0	1	11	27	9	2	4	.288
*Mar 31	SOUTH CAROLINA	33	5	9	3	2	0	0	11	1	0	3	0	0	1	0	0	9	27	13	1	6	.287
*Apr 01	SOUTH CAROLINA	28	0	5	0	1	0	0	6	3	0	0	0	0	0	0	3	12	27	11	0	4	.284
*Apr 02	SOUTH CAROLINA	31	6	9	6	2	0	1	14	1	0	0	1	0	1	1	0	6	27	6	0	2	.284
Apr 04	GEORGIA TECH	32	8	9	8	3	0	0	12	7	0	0	1	1	1	0	1	6	27	11	2	6	.284
*Apr 07	at Texas A&M	31	2	6	2	2	0	0	8	4	0	2	0	1	0	0	2	11	27	6	1	7	.282
*Apr 08	at Texas A&M	34	3	10	3	2	0	1	15	8	0	0	2	0	0	0	1	10	24	9	3	12	.282
*Apr 09	at Texas A&M	31	1	6	1	2	0	0	8	1	0	0	0	0	0	0	2	7	24	11	0	4	.280
Apr 11	at Samford	37	16	13	16	0	1	2	21	8	1	3	0	3	1	3	0	10	27	13	0	9	.282
*Apr 13	at Tennessee	33	3	7	3	4	1	1	16	0	0	0	0	0	0	1	0	7	27	8	0	4	.280
*Apr 14	at Tennessee	39	4	8	3	2	0	0	10	5	0	1	1	1	0	0	0	15	28	14	1	11	.278
*Apr 15	at Tennessee	37	8	11	7	1	0	2	18	5	0	1	0	1	0	0	1	9	27	17	1	8	.278
Apr 18	at Kennesaw St.	40	15	15	14	3	0	1	21	6	0	4	0	0	0	0	2	10	27	11	0	5	.281
*Apr 21	ARKANSAS	38	15	15	14	6	0	3	30	8	0	0	0	0	0	1	1	6	27	8	0	8	.284
*Apr 22	ARKANSAS	32	3	7	3	1	0	0	8	5	0	2	0	3	0	1	1	14	27	8	2	11	.283
*Apr 23	ARKANSAS	37	11	16	11	8	0	2	30	3	0	0	1	2	1	1	0	5	27	12	0	9	.287
Apr 25	TROY	34	2	7	2	1	0	0	8	1	0	0	1	1	0	0	1	8	27	12	1	7	.285
*Apr 28	at Mississippi State	30	2	4	2	0	0	0	4	4	0	0	0	1	0	1	1	5	24	11	0	7	.282
*Apr 29	at Mississippi State	36	17	14	15	1	1	1	20	8	1	1	0	5	0	4	1	10	27	5	1	9	.284
*Apr 29	at Mississippi State	33	5	8	5	1	0	1	12	6	0	1	0	2	0	0	2	5	27	15	2	9	.283
*May 06	ALABAMA	34	3	8	3	2	0	0	10	4	0	1	0	0	0	0	3	3	27	12	2	8	.282
*May 06	ALABAMA	38	6	15	6	1	0	2	22	4	0	0	2	0	1	1	0	8	27	17	3	11	.285
*May 07	ALABAMA	57	9	16	7	3	0	0	19	16	2	3	1	1	1	1	2	7	45	18	3	22	.285
May 09	at UAB	33	2	8	2	2	0	0	10	6	0	0	0	2	1	0	3	4	24	8	1	13	.284
*May 11	at LSU	32	0	5	0	1	0	0	6	0	0	1	0	1	0	0	0	9	24	10	0	6	.282
*May 12	at LSU	33	3	9	2	0	0	0	9	4	0	2	1	0	0	1	2	4	24	11	0	8	.281
*May 13	at LSU	29	1	2	1	0	0	1	5	3	0	1	0	0	0	0	0	3	24	13	2	4	.278
*May 18	OLE MISS	32	4	8	3	3	0	1	14	2	0	0	1	0	0	0	0	9	27	8	0	6	.278
*May 19	OLE MISS	37	9	13	9	5	1	0	20	3	0	0	0	2	0	0	0	9	27	7	0	9	.279
*May 20	OLE MISS	34	4	7	4	1	1	0	10	2	0	1	0	0	0	0	1	13	27	16	0	5	.278
May 23	vs Ole Miss	35	5	11	4	1	1	1	17	1	0	0	2	0	1	0	0	8	27	10	1	8	.278
May 24	vs Florida	35	4	8	3	1	0	0	9	3	0	0	0	0	1	0	0	10	24	10	1	8	.277
May 25	vs Arkansas	20	0	0	0	0	0	0	0	7	0	0	0	1	0	0	1	7	21	5	0	7	.275
Jun 02	vs UCF	35	7	13	6	2	0	1	18	5	0	0	0	0	1	0	4	5	27	8	0	7	.276
Jun 03	vs Tennessee Tech	27	5	7	5	1	0	1	11	7	1	1	2	0	1	0	0	4	27	11	0	6	.276
Jun 04	at Florida State	42	7	12	7	3	0	0	15	3	1	1	0	0	0	1	1	9	29	8	2	10	.276
Jun 05	at Florida State	27	0	2	0	0	0	0	2	0	0	0	0	1	1	0	1	11	27	12	1	2	.274
Totals		2115	363	579	327	124	13	30	819	280	9	55	22	52	17	32	70	445	1686	649	59	492	.274



2017 GAME-BY-GAME RESULTS

**2017 Auburn Baseball
Game Results for Auburn (as of Dec 12, 2017)
(All games)**

Date	Opponent		Score	Inns	Overall	SEC	Pitcher of record	Attend	Time
Feb 17, 2017	GEORGE WASHINGTON	w	9-0	9	1-0-0	0-0-0	Thompson, K. (W 1-0)	3051	2:30
Feb 18, 2017	GEORGE WASHINGTON-1	w	2-0	9	2-0-0	0-0-0	Mize, C. (W 1-0)	3192	2:10
Feb 18, 2017	GEORGE WASHINGTON-2	L	5-9	9	2-1-0	0-0-0	Sprinkle, D. (L 0-1)	3193	3:04
Feb 19, 2017	GEORGE WASHINGTON	w	4-3	9	3-1-0	0-0-0	Mitchell, A. (W 1-0)	3478	2:51
Feb 22, 2017	FLORIDA A&M	w	12-8	9	4-1-0	0-0-0	Lipscomb, C. (W 1-0)	2243	3:33
Feb 24, 2017	HOLY CROSS	w	7-0	9	5-1-0	0-0-0	Thompson, K. (W 2-0)	2781	2:15
Feb 25, 2017	HOLY CROSS	w	4-0	9	6-1-0	0-0-0	Mize, C. (W 2-0)	3369	2:32
Feb 26, 2017	HOLY CROSS	w	13-4	9	7-1-0	0-0-0	Mitchell, A. (W 2-0)	2460	3:14
Feb 28, 2017	SAMFORD	L	6-7	9	7-2-0	0-0-0	Sprinkle, D. (L 0-2)	2047	3:06
Mar 03, 2017	LIPSCOMB	w	8-0	9	8-2-0	0-0-0	Thompson, K. (W 3-0)	2395	2:46
Mar 04, 2017	LIPSCOMB	w	5-4	9	9-2-0	0-0-0	Lipscomb, C. (W 2-0)	3087	2:38
Mar 05, 2017	LIPSCOMB	L	7-8	(10)	9-3-0	0-0-0	Sprinkle, D. (L 0-3)	2437	4:12
Mar 07, 2017	SOUTH ALABAMA	L	3-14	7	9-4-0	0-0-0	Camacho, C. (L 0-1)	1928	2:34
Mar 08, 2017	KENNESAW ST.	w	6-4	9	10-4-0	0-0-0	Lipscomb, C. (W 3-0)	2046	2:33
Mar 10, 2017	PRESBYTERIAN	L	8-11	9	10-5-0	0-0-0	Coker, C. (L 0-1)	2165	2:50
Mar 11, 2017	PRESBYTERIAN	w	7-5	9	11-5-0	0-0-0	Watson, R. (W 1-0)	2330	3:13
Mar 12, 2017	PRESBYTERIAN	w	8-0	9	12-5-0	0-0-0	Daniel, D. (W 1-0)	1905	2:57
Mar 14, 2017	UAB	w	4-0	9	13-5-0	0-0-0	Mitchell, A. (W 3-0)	1825	2:23
Mar 15, 2017	JSU	w	10-1	9	14-5-0	0-0-0	Camacho, C. (W 1-1)	1927	2:31
* Mar 17, 2017	#5 FLORIDA	w	14-3	9	15-5-0	1-0-0	Thompson, K. (W 4-0)	2563	3:12
* Mar 18, 2017	#5 FLORIDA	w	2-1	9	16-5-0	2-0-0	Mize, C. (W 3-0)	2901	2:13
* Mar 19, 2017	#5 FLORIDA	w	6-5	9	17-5-0	3-0-0	Mitchell, A. (W 4-0)	3302	3:00
Mar 21, 2017	at Georgia Tech	w	7-4	9	18-5-0	3-0-0	Coker, C. (W 1-1)	1598	2:56
* Mar 24, 2017	at Georgia	w	2-1	9	19-5-0	4-0-0	Robert, D. (W 1-0)	2283	2:56
* Mar 25, 2017	at Georgia	L	1-4	9	19-6-0	4-1-0	Mize, C. (L 3-1)	2642	3:09
* Mar 26, 2017	at Georgia	w	4-1	9	20-6-0	5-1-0	Daniel, D. (W 2-0)	2114	2:33
Mar 28, 2017	vs Alabama	w	4-3	9	21-6-0	5-1-0	Herndon, C. (W 1-0)	7605	3:06
* Mar 31, 2017	#6 SOUTH CAROLINA	w	5-4	9	22-6-0	6-1-0	Mize, C. (W 4-1)	4096	2:22
* Apr 01, 2017	#6 SOUTH CAROLINA	L	0-7	9	22-7-0	6-2-0	Daniel, D. (L 2-1)	4096	2:34
* Apr 02, 2017	#6 SOUTH CAROLINA	w	6-5	9	23-7-0	7-2-0	Coker, C. (W 2-1)	3722	2:43
Apr 04, 2017	GEORGIA TECH	L	8-11	9	23-8-0	7-2-0	Sprinkle, D. (L 0-4)	3548	3:29
* Apr 07, 2017	at Texas A&M	w	2-1	9	24-8-0	8-2-0	Mize, C. (W 5-1)	5910	3:00
* Apr 08, 2017	at Texas A&M	L	3-6	9	24-9-0	8-3-0	Thompson, K. (L 4-1)	7165	3:07
* Apr 09, 2017	at Texas A&M	L	1-3	9	24-10-0	8-4-0	Daniel, D. (L 2-2)	5549	2:30
Apr 11, 2017	at Samford	w	16-15	9	25-10-0	8-4-0	Coker, C. (W 3-1)	2645	4:06
* Apr 13, 2017	at Tennessee	w	3-2	9	26-10-0	9-4-0	Mize, C. (W 6-1)	1876	2:18
* Apr 14, 2017	at Tennessee	L	4-5	(10)	26-11-0	9-5-0	Herndon, C. (L 1-1)	2418	3:31
* Apr 15, 2017	at Tennessee	w	8-1	9	27-11-0	10-5-0	Daniel, D. (W 3-2)	2298	2:41
Apr 18, 2017	at Kennesaw St.	w	15-7	9	28-11-0	10-5-0	Camacho, C. (W 2-1)	913	3:21
* Apr 21, 2017	#16 ARKANSAS	w	15-2	9	29-11-0	11-5-0	Thompson, K. (W 5-1)	3472	2:57
* Apr 22, 2017	#16 ARKANSAS	L	3-7	9	29-12-0	11-6-0	Mitchell, A. (L 4-1)	3464	3:33
* Apr 23, 2017	#16 ARKANSAS	w	11-6	9	30-12-0	12-6-0	Mitchell, A. (W 5-1)	2663	3:26
Apr 25, 2017	TROY	L	2-5	9	30-13-0	12-6-0	Camacho, C. (L 2-2)	2872	2:48
* Apr 28, 2017	at #7 Mississippi State	L	2-5	9	30-14-0	12-7-0	Thompson, K. (L 5-2)	8280	2:54
* Apr 29, 2017	at #7 Mississippi State-1	w	17-8	9	31-14-0	13-7-0	Lipscomb, C. (W 4-0)	9919	3:55
* Apr 29, 2017	at #7 Mississippi State-2	w	5-3	9	32-14-0	14-7-0	Anderson, E. (W 1-0)	9919	3:19
* May 06, 2017	ALABAMA	L	3-4	9	32-15-0	14-8-0	Thompson, K. (L 5-3)	4096	2:58
* May 06, 2017	ALABAMA	L	6-7	9	32-16-0	14-9-0	Mitchell, A. (L 5-2)	4013	3:15
* May 07, 2017	ALABAMA	L	9-11	(15)	32-17-0	14-10-0	Watson, R. (L 1-1)	3614	6:36
May 09, 2017	at UAB	L	2-8	9	32-18-0	14-10-0	Camacho, C. (L 2-3)	5344	3:15
* May 11, 2017	at #10 LSU	L	0-4	9	32-19-0	14-11-0	Mitchell, A. (L 5-3)	10261	2:30
* May 12, 2017	at #10 LSU	L	3-5	9	32-20-0	14-12-0	Thompson, K. (L 5-4)	10431	2:52
* May 13, 2017	at #10 LSU	L	1-9	9	32-21-0	14-13-0	Mize, C. (L 6-2)	10736	2:23
* May 18, 2017	OLE MISS	w	4-1	9	33-21-0	15-13-0	Thompson, K. (W 6-4)	2778	2:40
* May 19, 2017	OLE MISS	w	9-1	9	34-21-0	16-13-0	Daniel, D. (W 4-2)	2896	3:02
* May 20, 2017	OLE MISS	L	4-8	9	34-22-0	16-14-0	Coker, C. (L 3-2)	3003	3:09
May 23, 2017	vs Ole Miss	w	5-4	9	35-22-0	16-14-0	Mize, C. (W 7-2)	2930	2:50
May 24, 2017	vs Florida	L	4-5	9	35-23-0	16-14-0	Coker, C. (L 3-3)	6890	3:20
May 25, 2017	vs Arkansas	L	0-12	7	35-24-0	16-14-0	Daniel, D. (L 4-3)	0	3:06
% Jun 02, 2017	vs UCF	w	7-4	9	36-24-0	16-14-0	Thompson, K. (W 7-4)	2512	2:50
% Jun 03, 2017	vs Tennessee Tech	w	5-3	9	37-24-0	16-14-0	Mize, C. (W 8-2)	2568	2:47
Jun 04, 2017	at #16 Florida State	L	7-8	(10)	37-25-0	16-14-0	Mitchell, A. (L 5-4)	2895	3:41
% Jun 05, 2017	at #16 Florida State	L	0-6	9	37-26-0	16-14-0	Klobosits, G (L 0-1)	4211	3:00

* = Conference game
() extra inning game



SUPERLATIVES & MISCELLANEOUS STATS

STARTS BY POSITION

STARTING PITCHER

Davis Daniel	16	9-7
Keegan Thompson	15	9-6
Casey Mize	12	9-3
Christian Camacho	8	5-3
Andrew Mitchell	4	2-2
Gabe Klobosits	4	1-3
Ryan Watson	2	2-0
Cole Lipscomb	1	0-1
Daniel Sprinkle	1	0-1

CATCHER

Blake Logan	40	26-14
Damon Haecker	19	11-8
Mike Rojas	4	0-4

FIRST BASE

Dylan Ingram	31	16-15
Daniel Robert	29	19-10
Conor Davis	3	2-1

SECOND BASE

Jay Estes	40	20-20
Will Holland	17	13-4
Luke Jarvis	6	4-2

THIRD BASE

Josh Anthony	62	37-25
Will Holland	1	0-1

SHORTSTOP

Luke Jarvis	42	28-14
Will Holland	21	9-12

LEFT FIELD

Bo Decker	20	14-6
Bowen McGuffin	19	10-9
Sam Gillikin	11	8-3
Jeremy Johnson	10	2-8
Jay Estes	3	3-0

CENTER FIELD

Jonah Todd	62	37-25
Bo Decker	1	0-1

RIGHT FIELD

Daniel Robert	27	15-12
Jay Estes	15	9-6
Bowen McGuffin	11	11-0
Bo Decker	4	0-4
Will Holland	2	0-2
Jeremy Johnson	2	1-1
Sam Gillikin	1	1-0
Conor Davis	1	0-1

DESIGNATED HITTER

Conor Davis	34	18-16
Dylan Ingram	23	15-8
Daniel Robert	3	2-1
Jay Estes	1	1-0
Blake Logan	1	1-0
Damon Haecker	1	0-1

2017 AUBURN & OPPONENT HIGHS

TEAM BATTING

AUBURN	OPPONENT
Runs in a game	17, at #7 Miss State (4/29)
Runs in an inning	12 [4th], at Kennesaw St. (4/18)
Most Hits in a game	16, two times
Fewest Hits in a game	0, vs. #13 Arkansas [7] (5/25)
Hits in an inning	8, two times
2B in a game	8, vs. #16 Arkansas (4/23)
3B in a game	2, vs. Jacksonville St. (3/15)
HR in a game	3, vs. #16 Arkansas (4/21)
SB in a game	4, at Kennesaw St. (4/18)
LOB in a game	22, vs. Alabama (5/7)
K in a game	15, at Tennessee (4/14)
BB in a game	16, vs. Alabama (5/7)

TEAM PITCHING

AUBURN	OPPONENT
K in a game	16, vs. Holy Cross (2/25)
BB in a game	10, vs. Lipscomb (3/5)
Pitchers used	9, vs. Alabama (5/7)
Total Quality Starts	22

TEAM FIELDING

AUBURN	OPPONENT
Errors in a game	4, vs. Presbyterian (3/11)
DP turned in a game	4, two times

IND. BATTING

AUBURN	OPPONENT
Hits in a game	4, six times
Runs in a game	4, two times
2B in a game	2, 11 times
3B in a game	1, 13 times
HR in a game	1, 30 times
RBI in a game	5, Jarvis at Kennesaw St. (4/18)
XBH in a game	2, 20 times
SB in a game	2, three times
BB in a game	3, seven times
HBP in a game	2, Decker vs. Samford (2/28)
K in a game	3, 18 times
Hitting Streak	16 g, Jonah Todd (4/9-5/7)
Consec. G w/HR	2 g, Dylan Ingram (4/29 DH)

IND. PITCHING

AUBURN	OPPONENT
K by a starter	12, Mize (four times)
K by a reliever	10, Lipscomb at #16 FSU (6/4)
BB by a starter	5, Mitchell at #10 LSU (5/11)
BB by a reliever	4, Sprinkle vs. Lipscomb (3/5)
IP by a starter	9.0, Mize (two times)
IP by a reliever	7.2, Lipscomb at #16 FSU (6/4)

MISCELLANEOUS

AUBURN	OPPONENT
Biggest comeback win	7, vs. FAMU (2/22) [trailed 7-0]
Biggest blown lead loss	7, vs. Presbyterian (3/10) [Led 7-0]
Largest margin of victory	13, vs. #16 Arkansas (4/21)
Largest margin of defeat	12, vs. #13 Arkansas (5/25) [7 inn. - SECT] [L, 12-0]
Longest game, Time	6:36 [15 inn.], vs. Alabama (5/7)
Longest game, Time (9 inn)	4:06, at Samford (4/11)
Shortest game, Time (9 inn)	2:10, George Washington (2/18)
Longest game, Innings	15, vs. Alabama (5/7)
Largest crowd, Home	4,096 (sellout); three times
Largest crowd, Road	10,736; at #10 LSU (5/13)
Largest crowd, Neutral	7,605; vs. Alabama [Montgomery] (3/28)

STARTS BY ORDER

LEADOFF

Jonah Todd	50	28-22
Luke Jarvis	9	5-4
Jay Estes	3	3-0
Josh Anthony	1	1-0

2ND SPOT

Jay Estes	36	20-16
Josh Anthony	6	4-2
Daniel Robert	6	2-4
Luke Jarvis	5	3-2
Bowen McGuffin	5	4-1
Jonah Todd	3	3-0
Dylan Ingram	2	1-1

3RD SPOT

Daniel Robert	35	22-13
Josh Anthony	7	6-1
Conor Davis	6	1-5
Dylan Ingram	4	1-3
Luke Jarvis	4	3-1
Jonah Todd	4	1-3
Jay Estes	3	2-1

CLEANUP

Dylan Ingram	19	8-11
Daniel Robert	18	12-6
Conor Davis	15	8-7
Josh Anthony	9	8-1
Jay Estes	1	0-1
Luke Jarvis	1	1-0

5TH SPOT

Dylan Ingram	24	17-7
Josh Anthony	21	7-14
Conor Davis	6	5-1
Blake Logan	5	3-2
Luke Jarvis	3	1-2
Bo Decker	2	2-0
Bowen McGuffin	1	1-0
Jay Estes	1	1-0

6TH SPOT

Luke Jarvis	14	9-5
Blake Logan	12	8-4
Josh Anthony	8	5-3
Jay Estes	8	3-5
Conor Davis	6	2-4
Jonah Todd	5	5-0
Bo Decker	3	1-2
Bowen McGuffin	3	3-0
Damon Haecker	2	0-2
Sam Gillikin	1	0-1
Dylan Ingram	1	1-0

7TH SPOT

Josh Anthony	10	6-4
Jeremy Johnson	9	2-7
Luke Jarvis	8	6-2
Bowen McGuffin	8	5-3
Jay Estes	6	4-2
Bo Decker	5	4-1
Conor Davis	4	4-0
Sam Gillikin	3	2-1
Dylan Ingram	3	2-1
Blake Logan	3	1-2
Damon Haecker	2	0-2
Will Holland	2	1-1

8TH SPOT

Blake Logan	18	12-6
Damon Haecker	13	9-4
Bowen McGuffin	12	8-4
Bo Decker	7	2-5
Luke Jarvis	4	4-0
Sam Gillikin	2	2-0
Mike Rojas	2	0-2
Conor Davis	1	0-1
Jay Estes	1	0-1
Will Holland	1	0-1
Dylan Ingram	1	0-1
Jeremy Johnson	1	0-1

9TH SPOT

Will Holland	38	21-17
Bo Decker	8	4-4
Sam Gillikin	5	5-0
Damon Haecker	3	2-1
Blake Logan	3	3-0
Mike Rojas	2	0-2
Jeremy Johnson	2	1-1
Bo Decker	1	1-0
Bowen McGuffin	1	0-1





2017 STARTING LINEUPS

DATE	OPP	1	2	3	4	5	6	7	8	9	SP
2/17	G. Washington	Jarvis-SS	Estes-2B	Anthony-3B	Robert-1B	Decker-LF	Todd-CF	Ingram-DH	McGuffin-RF	Haecker-C	Thompson
2/18	G. Washington [DH-1]	Jarvis-SS	Estes-DH	Anthony-3B	Robert-1B	Decker-LF	Todd-CF	McGuffin-RF	Logan-C	Holland-2B	Mize
2/18	G. Washington [DH-2]	Jarvis-SS	Estes-2B	Anthony-3B	Robert-RF	Ingram-DH	Decker-CF	Johnson-LF	Davis-1B	Rojas-C	Klobosits
2/19	G. Washington	Jarvis-SS	Estes-2B	Anthony-3B	Robert-1B	Ingram-DH	Todd-CF	Decker-LF	McGuffin-RF	Logan-C	Daniel
2/23	FAMU	Jarvis-SS	Estes-2B	Robert-DH	Anthony-3B	Ingram-DH	Todd-CF	Decker-LF	McGuffin-RF	Logan-C	Klobosits
2/24	Holy Cross	Jarvis-SS	Estes-2B	Robert-1B	Anthony-3B	Ingram-DH	Todd-CF	Decker-LF	Logan-C	Gillikin-RF	Thompson
2/25	Holy Cross	Todd-CF	Jarvis-SS	Robert-RF	Anthony-3B	Ingram-DH	Decker-LF	Davis-1B	Haecker-C	Holland-2B	Mize
2/26	Holy Cross	Estes-2B	Todd-CF	Robert-1B	Anthony-3B	Logan-C	Davis-DH	Holland-1B	McGuffin-RF	Gillikin-LF	Daniel
2/28	Samford	Todd-CF	Estes-2B	Robert-1B	Anthony-3B	Ingram-DH	Decker-LF	Jarvis-SS	Rojas-C	Holland-RF	Sprinkle
3/3	Lipscomb	Todd-CF	Estes-2B	Robert-1B	Anthony-3B	Ingram-DH	Jarvis-SS	McGuffin-RF	Decker-LF	Logan-C	Thompson
3/4	Lipscomb	Todd-CF	Estes-2B	Robert-1B	Anthony-3B	Ingram-DH	Jarvis-SS	McGuffin-RF	Haecker-C	Gillikin-LF	Mize
3/5	Lipscomb	Todd-CF	Estes-2B	Robert-1B	Ingram-DH	Anthony-3B	Jarvis-SS	McGuffin-LF	Holland-RF	Rojas-C	Daniel
3/7	South Alabama	Todd-CF	Estes-2B	Robert-1B	Ingram-DH	Anthony-3B	Jarvis-SS	Logan-C	McGuffin-LF	Johnson-RF	Camacho
3/8	Kennesaw St.	Todd-CF	Anthony-3B	Robert-RF	Ingram-DH	Davis-1B	Jarvis-SS	Logan-C	McGuffin-LF	Holland-2B	Daniel
3/10	Presbyterian	Todd-CF	Anthony-3B	Robert-RF	Ingram-1B	Davis-DH	Jarvis-SS	Estes-2B	Logan-C	McGuffin-LF	Thompson
3/11	Presbyterian	Todd-CF	Anthony-3B	Robert-RF	Ingram-1B	McGuffin-LF	Estes-2B	Jarvis-SS	Logan-DH	Haecker-C	Mize
3/12	Presbyterian	Todd-CF	Anthony-3B	Robert-RF	Ingram-1B	Estes-2B	Logan-C	Davis-DH	McGuffin-LF	Holland-SS	Daniel
3/14	UAB	Todd-CF	Anthony-3B	Robert-DH	Ingram-1B	Logan-C	McGuffin-RF	Estes-2B	Jarvis-SS	Gillikin-LF	Mitchell
3/15	Jacksonville State	Estes-LF	Todd-CF	Anthony-3B	Robert-1B	Davis-DH	McGuffin-RF	Jarvis-SS	Haecker-C	Holland-2B	Camacho
3/17	Florida*	Todd-CF	McGuffin-RF	Anthony-3B	Robert-1B	Ingram-DH	Logan-C	Estes-LF	Jarvis-SS	Holland-2B	Thompson
3/18	Florida*	Todd-CF	McGuffin-LF	Anthony-3B	Robert-1B	Ingram-DH	Estes-RF	Jarvis-SS	Haecker-C	Holland-2B	Mize
3/19	Florida*	Todd-CF	McGuffin-LF	Estes-2B	Robert-1B	Ingram-DH	Jarvis-SS	Anthony-3B	Logan-C	Holland-2B	Daniel
3/21	at Georgia Tech	Todd-CF	McGuffin-LF	Estes-RF	Robert-1B	Anthony-3B	Logan-C	Davis-DH	Jarvis-SS	Holland-2B	Camacho
3/24	at Georgia*	Todd-CF	Estes-RF	Robert-1B	Ingram-DH	Anthony-3B	Logan-C	Jarvis-SS	McGuffin-LF	Holland-2B	Thompson
3/25	at Georgia*	Todd-CF	McGuffin-LF	Estes-RF	Robert-1B	Ingram-DH	Anthony-3B	Jarvis-SS	Haecker-C	Holland-2B	Mize
3/26	at Georgia*	Todd-CF	Estes-2B	Jarvis-SS	Robert-RF	Ingram-1B	Anthony-3B	Davis-DH	Logan-C	Gillikin-LF	Daniel
3/28	vs. Alabama %	Todd-CF	Estes-1F	Jarvis-SS	Robert-RF	Ingram-1B	Davis-DH	Anthony-3B	Logan-C	Holland-2B	Camacho
3/31	South Carolina*	Todd-CF	Estes-RF	Jarvis-SS	Robert-1B	Davis-DH	Anthony-3B	McGuffin-LF	Haecker-C	Holland-2B	Mize
4/1	South Carolina*	Todd-CF	Estes-RF	Jarvis-SS	Robert-1B	Anthony-3B	Logan-C	McGuffin-LF	Ingram-DH	Holland-2B	Daniel
4/2	South Carolina*	Anthony-3B	Estes-RF	Todd-CF	Robert-1B	Jarvis-SS	Ingram-DH	McGuffin-LF	Logan-C	Holland-2B	Watson
4/4	Georgia Tech	Jarvis-SS	Estes-2B	Todd-CF	Robert-1B	Ingram-DH	Davis-RF	McGuffin-LF	Rojas-C	Holland-3B	Klobosits
4/7	at Texas A&M*	Estes-RF	Todd-CF	Robert-1B	Jarvis-SS	Anthony-3B	McGuffin-LF	Ingram-DH	Haecker-C	Holland-2B	Mize
4/8	at Texas A&M*	Jarvis-SS	Estes-RF	Todd-CF	Robert-1B	Logan-C	Davis-DH	Anthony-3B	McGuffin-LF	Holland-2B	Thompson
4/9	at Texas A&M*	Jarvis-SS	Estes-RF	Todd-CF	Robert-1B	Logan-C	Davis-DH	Anthony-3B	McGuffin-LF	Holland-2B	Daniel
4/11	at Samford	Todd-CF	Estes-2B	Robert-RF	Davis-DH	Ingram-1B	Jarvis-SS	Anthony-3B	Logan-C	Decker-LF	Camacho
4/13	at Tennessee*	Todd-CF	Estes-2B	Robert-RF	Davis-DH	Ingram-1B	Anthony-3B	Jarvis-SS	Haecker-C	Decker-LF	Mize
4/14	at Tennessee*	Todd-CF	Estes-2B	Robert-RF	Davis-DH	Jarvis-SS	Anthony-3B	Ingram-1B	Logan-C	Decker-LF	Thompson
4/15	at Tennessee*	Todd-CF	Estes-2B	Robert-RF	Davis-DH	Ingram-1B	Anthony-3B	Jarvis-SS	Haecker-C	Decker-LF	Daniel
4/18	at Kennesaw St.	Todd-CF	Estes-2B	Robert-1B	Davis-DH	Logan-C	Jarvis-SS	Anthony-3B	Decker-LF	Johnson-RF	Camacho
4/21	Arkansas*	Todd-CF	Estes-2B	Robert-RF	Davis-DH	Ingram-1B	Jarvis-SS	Anthony-3B	Logan-C	Decker-LF	Thompson
4/22	Arkansas*	Todd-CF	Estes-2B	Robert-RF	Davis-DH	Ingram-1B	Jarvis-SS	Anthony-3B	Decker-LF	Haecker-C	Daniel
4/23	Arkansas*	Todd-CF	Estes-2B	Robert-RF	Davis-DH	Ingram-1B	Jarvis-SS	Anthony-3B	Logan-C	Decker-LF	Watson
4/25	Troy	Todd-CF	Estes-2B	Robert-RF	Davis-DH	Ingram-1B	Jarvis-SS	Anthony-3B	Logan-C	Decker-LF	Camacho
4/28	at Mississippi St.*	Todd-CF	Estes-2B	Robert-DH	Ingram-1B	Anthony-3B	Logan-C	Decker-RF	Johnson-LF	Holland-SS	Thompson
4/29	at Mississippi St.*	Todd-CF	Estes-2B	Robert-RF	Davis-DH	Ingram-1B	Anthony-3B	Johnson-LF	Haecker-C	Holland-SS	Daniel
4/30	at Mississippi St.*	Todd-CF	Estes-2B	Davis-DH	Ingram-1B	Anthony-3B	Logan-C	Johnson-LF	McGuffin-RF	Holland-SS	Mitchell
5/5	Alabama*	Todd-CF	Anthony-3B	Davis-DH	Ingram-1B	Jarvis-SS	Estes-2B	Johnson-LF	Logan-C	Decker-RF	Thompson
5/6	Alabama*	Todd-CF	Estes-2B	Davis-DH	Ingram-1B	Anthony-3B	Haecker-C	Johnson-LF	Decker-RF	Holland-SS	Mize
5/7	Alabama*	Todd-CF	Estes-2B	Davis-DH	Ingram-1B	Anthony-3B	Haecker-C	Johnson-LF	Decker-RF	Holland-SS	Daniel
5/9	at UAB ^	Todd-CF	Estes-2B	Robert-RF	Ingram-1B	Anthony-3B	Davis-DH	Johnson-LF	Haecker-C	Holland-SS	Camacho
5/11	at LSU*	Todd-CF	Estes-2B	Robert-RF	Davis-DH	Ingram-1B	Anthony-3B	Johnson-LF	Haecker-C	Holland-SS	Mitchell
5/12	at LSU*	Todd-CF	Robert-RF	Davis-DH	Ingram-1B	Anthony-3B	Logan-C	Johnson-LF	Estes-2B	Holland-SS	Thompson
5/13	at LSU*	Todd-CF	Robert-RF	Davis-DH	Ingram-1B	Anthony-3B	Estes-2B	Holland-SS	Haecker-C	Gillikin-LF	Mize
5/18	Ole Miss*	Todd-CF	Robert-RF	Ingram-1B	Anthony-3B	Davis-DH	Logan-C	Gillikin-LF	Jarvis-2B	Holland-SS	Thompson
5/19	Ole Miss*	Todd-CF	Ingram-1B	Robert-RF	Davis-DH	Anthony-3B	Estes-2B	Decker-LF	Logan-C	Holland-SS	Daniel
5/20	Ole Miss*	Todd-CF	Ingram-1B	Robert-RF	Davis-DH	Anthony-3B	Estes-2B	Haecker-C	Decker-LF	Holland-SS	Mitchell
5/23	vs. Ole Miss &	Todd-CF	Robert-RF	Ingram-1B	Anthony-3B	Davis-DH	Jarvis-2B	Gillikin-LF	Logan-C	Holland-SS	Thompson
5/24	vs. Florida &	Todd-CF	Robert-RF	Ingram-1B	Davis-DH	Anthony-3B	Estes-2B	Logan-C	McGuffin-LF	Holland-SS	Lipscomb
5/25	vs. Arkansas &	Todd-CF	Robert-RF	Ingram-1B	Davis-DH	Anthony-3B	Logan-C	Estes-2B	Decker-LF	Holland-SS	Daniel
6/2	vs. UCF #	Todd-CF	Jarvis-2B	Robert-1B	Ingram-DH	Anthony-3B	Logan-C	Estes-RF	Gillikin-LF	Holland-SS	Thompson
6/3	vs. Tennessee Tech #	Todd-CF	Jarvis-2B	Robert-1B	Ingram-DH	Anthony-3B	Logan-C	Estes-RF	Gillikin-LF	Holland-SS	Mize
6/4	at Florida State #	Todd-CF	Jarvis-2B	Robert-1B	Estes-RF	Anthony-3B	Gillikin-LF	Haecker-DH	Logan-C	Holland-SS	Daniel
6/5	at Florida State #	Todd-CF	Jarvis-2B	Robert-1B	Ingram-DH	Anthony-3B	Estes-RF	Gillikin-LF	Logan-C	Holland-SS	Klobosits

* - SEC Game

% - MAX Capital City Classic (Montgomery, Ala.)

^ - Regions Field (Birmingham, Ala.)

& - SEC Tournament (Hoover, Ala.)

- NCAA Tournament (Tallahassee, Fla.)



2017 STARTERS

DATE	OPP	SP	C	1B	2B	3B	SS	LF	CF	RF	DH
2/17	G. Washington	Thompson	Haecker	Robert	Estes	Anthony	Jarvis	Decker	Todd	McGuffin	Ingram
2/18	G. Washington [DH-1]	Mize	Logan	Robert	Holland	Anthony	Jarvis	Decker	Todd	McGuffin	Estes
2/18	G. Washington [DH-2]	Klobosits	Rojas	Davis	Estes	Anthony	Jarvis	Johnson	Decker	Robert	Ingram
2/19	G. Washington	Daniel	Logan	Robert	Estes	Anthony	Jarvis	Decker	Todd	McGuffin	Ingram
2/22	FAMU	Klobosits	Logan	Ingram	Estes	Anthony	Jarvis	Decker	Todd	McGuffin	Robert
2/24	Holy Cross	Thompson	Logan	Robert	Estes	Anthony	Jarvis	Decker	Todd	Gillikin	Ingram
2/25	Holy Cross	Mize	Haecker	Davis	Holland	Anthony	Jarvis	Decker	Todd	Robert	Ingram
2/26	Holy Cross	Daniel	Logan	Robert	Estes	Anthony	Holland	Gillikin	Todd	McGuffin	Davis
2/28	Samford	Sprinkle	Rojas	Robert	Estes	Anthony	Jarvis	Decker	Todd	Holland	Ingram
3/3	Lipscomb	Thompson	Logan	Robert	Estes	Anthony	Jarvis	Decker	Todd	McGuffin	Ingram
3/4	Lipscomb	Mize	Haecker	Robert	Estes	Anthony	Jarvis	Gillikin	Todd	McGuffin	Ingram
3/5	Lipscomb	Daniel	Rojas	Robert	Estes	Anthony	Jarvis	McGuffin	Todd	Holland	Ingram
3/7	South Alabama	Camacho	Logan	Robert	Estes	Anthony	Jarvis	McGuffin	Todd	Johnson	Ingram
3/8	Kennesaw St.	Daniel	Logan	Davis	Holland	Anthony	Jarvis	McGuffin	Todd	Robert	Ingram
3/10	Presbyterian	Thompson	Logan	Ingram	Estes	Anthony	Jarvis	McGuffin	Todd	Robert	Davis
3/11	Presbyterian	Mize	Haecker	Ingram	Estes	Anthony	Jarvis	McGuffin	Todd	Robert	Logan
3/12	Presbyterian	Daniel	Logan	Ingram	Estes	Anthony	Holland	McGuffin	Todd	Robert	Davis
3/14	UAB	Mitchell	Logan	Ingram	Estes	Anthony	Jarvis	Gillikin	Todd	McGuffin	Robert
3/15	Jacksonville State	Camacho	Haecker	Robert	Holland	Anthony	Jarvis	Estes	Todd	McGuffin	Davis
3/17	Florida*	Thompson	Logan	Robert	Holland	Anthony	Jarvis	Estes	Todd	McGuffin	Ingram
3/18	Florida*	Mize	Haecker	Robert	Holland	Anthony	Jarvis	McGuffin	Todd	Estes	Ingram
3/19	Florida*	Daniel	Logan	Robert	Holland	Anthony	Jarvis	McGuffin	Todd	Estes	Ingram
3/21	at Georgia Tech	Camacho	Logan	Robert	Holland	Anthony	Jarvis	McGuffin	Todd	Estes	Davis
3/24	at Georgia*	Thompson	Logan	Robert	Holland	Anthony	Jarvis	McGuffin	Todd	Estes	Ingram
3/25	at Georgia*	Mize	Haecker	Robert	Holland	Anthony	Jarvis	McGuffin	Todd	Estes	Ingram
3/26	at Georgia*	Daniel	Logan	Ingram	Estes	Anthony	Jarvis	Gillikin	Todd	Robert	Davis
3/28	vs. Alabama %	Camacho	Logan	Ingram	Holland	Anthony	Jarvis	Estes	Todd	Robert	Davis
3/31	South Carolina*	Mize	Haecker	Robert	Holland	Anthony	Jarvis	McGuffin	Todd	Estes	Davis
4/1	South Carolina*	Daniel	Logan	Robert	Holland	Anthony	Jarvis	McGuffin	Todd	Estes	Ingram
4/2	South Carolina*	Watson	Logan	Robert	Holland	Anthony	Jarvis	McGuffin	Todd	Estes	Ingram
4/4	Georgia Tech	Klobosits	Rojas	Robert	Estes	Holland	Jarvis	McGuffin	Todd	Davis	Ingram
4/7	at Texas A&M*	Mize	Haecker	Robert	Holland	Anthony	Jarvis	McGuffin	Todd	Estes	Ingram
4/8	at Texas A&M*	Thompson	Logan	Robert	Holland	Anthony	Jarvis	McGuffin	Todd	Estes	Davis
4/9	at Texas A&M*	Daniel	Logan	Robert	Holland	Anthony	Jarvis	McGuffin	Todd	Estes	Davis
4/11	at Samford	Camacho	Logan	Ingram	Estes	Anthony	Jarvis	Decker	Todd	Robert	Davis
4/13	at Tennessee*	Mize	Haecker	Ingram	Estes	Anthony	Jarvis	Decker	Todd	Robert	Davis
4/14	at Tennessee*	Thompson	Logan	Ingram	Estes	Anthony	Jarvis	Decker	Todd	Robert	Davis
4/15	at Tennessee*	Daniel	Haecker	Ingram	Estes	Anthony	Jarvis	Decker	Todd	Robert	Davis
4/18	at Kennesaw St.	Camacho	Logan	Robert	Estes	Anthony	Jarvis	Decker	Todd	Johnson	Davis
4/21	Arkansas*	Thompson	Logan	Ingram	Estes	Anthony	Jarvis	Decker	Todd	Robert	Davis
4/22	Arkansas*	Daniel	Haecker	Ingram	Estes	Anthony	Jarvis	Decker	Todd	Robert	Davis
4/23	Arkansas*	Watson	Logan	Ingram	Estes	Anthony	Jarvis	Decker	Todd	Robert	Davis
4/25	Troy	Camacho	Logan	Ingram	Estes	Anthony	Jarvis	Decker	Todd	Robert	Davis
4/28	at Mississippi St.*	Thompson	Logan	Ingram	Estes	Anthony	Holland	Johnson	Todd	Decker	Robert
4/29	at Mississippi St.*	Daniel	Haecker	Ingram	Estes	Anthony	Holland	Johnson	Todd	Robert	Davis
4/30	at Mississippi St.*	Mitchell	Logan	Ingram	Estes	Anthony	Holland	Johnson	Todd	McGuffin	Davis
5/5	Alabama*	Thompson	Logan	Ingram	Estes	Anthony	Jarvis	Johnson	Todd	Decker	Davis
5/6	Alabama*	Mize	Haecker	Ingram	Estes	Anthony	Holland	Johnson	Todd	Decker	Davis
5/7	Alabama*	Daniel	Haecker	Ingram	Estes	Anthony	Holland	Johnson	Todd	Decker	Davis
5/9	at UAB %	Camacho	Haecker	Ingram	Estes	Anthony	Holland	Johnson	Todd	Robert	Davis
5/11	at LSU*	Mitchell	Haecker	Ingram	Estes	Anthony	Holland	Johnson	Todd	Robert	Davis
5/12	at LSU*	Thompson	Logan	Ingram	Estes	Anthony	Holland	Johnson	Todd	Robert	Davis
5/13	at LSU*	Mize	Haecker	Ingram	Estes	Anthony	Holland	Gillikin	Todd	Robert	Davis
5/18	Ole Miss*	Thompson	Logan	Ingram	Jarvis	Anthony	Holland	Gillikin	Todd	Robert	Davis
5/19	Ole Miss*	Daniel	Logan	Ingram	Estes	Anthony	Holland	Decker	Todd	Robert	Davis
5/20	Ole Miss*	Mitchell	Haecker	Ingram	Estes	Anthony	Holland	Decker	Todd	Robert	Davis
5/23	vs. Ole Miss &	Thompson	Logan	Ingram	Jarvis	Anthony	Holland	Gillikin	Todd	Robert	Davis
5/24	vs. Florida &	Lipscomb	Logan	Ingram	Estes	Anthony	Holland	McGuffin	Todd	Robert	Davis
5/25	vs. Arkansas &	Daniel	Logan	Ingram	Estes	Anthony	Holland	Decker	Todd	Robert	Davis
6/2	vs. UCF #	Thompson	Logan	Robert	Jarvis	Anthony	Holland	Gillikin	Todd	Estes	Ingram
6/3	vs. Tennessee Tech #	Mize	Logan	Robert	Jarvis	Anthony	Holland	Gillikin	Todd	Estes	Ingram
6/4	at Florida State #	Daniel	Logan	Robert	Jarvis	Anthony	Holland	Gillikin	Todd	Estes	Haecker
6/5	at Florida State #	Klobosits	Logan	Robert	Jarvis	Anthony	Holland	Gillikin	Todd	Estes	Ingram

* - SEC Game

% - MAX Capital City Classic (Montgomery, Ala.)

^ - Regions Field (Birmingham, Ala.)

& - SEC Tournament (Hoover, Ala.)

- NCAA Tournament (Tallahassee, Fla.)





2018 SEC BASEBALL TOURNAMENT

The Southeastern Conference Baseball Tournament returns for a 21st consecutive year to the Hoover Metropolitan Stadium in the south-Birmingham city of Hoover, Ala., May 22-27, 2018.

The 2018 SEC Baseball Tournament will continue to feature 12 teams and will remain set to begin on Tuesday, May 22. Seeds 5-12 will meet in a single elimination format on the opening day of the tournament, followed by traditional double-elimination play Wednesday-Friday. The tournament will return to single elimination play on Saturday. A total of 17 games will be played throughout the tournament.

The 12 teams are seeded 1-12 with the two divisional champions, and the top four seeds guaranteed opening-round byes, with the possibility of earning another later in the bracket. The tournament field will include the top teams from the SEC's Eastern and Western Divisions plus 10 at-large bids seeded 3-12 based on conference winning percentage.

In 2013, an epic championship game featured LSU defeating Vanderbilt, 5-4, in 11 innings in front of over 10,500 fans and a national television audience on ESPN2 in a battle between the No. 1 and No. 2 teams in the nation.

The Hoover Met formerly served as home of the Double-A Birmingham Barons (Chicago White Sox) of the Southern League. The stadium also has served as host of the NCAA Men's Soccer Final Four, as well as home to the nationally renowned Hoover Buccaneer high school football program.

Located eight miles south of Birmingham, the Met seats 10,800 for baseball, but can accommodate over 16,000 when the patio, banquet and side grassy areas are used. The stadium also houses 12 suites and state-of-the-art dressing and training rooms. Wireless internet access was added in 2004, concourse and signage renovation was done in 2005 and a second-level pressbox expansion, new stadium seating and an exterior facelift in 2007 completed a \$6 million renovation project. A new HD video scoreboard was added in 2008, while the SEC introduced the nation to a "pitch clock" in 2010. A new sound systems and concourse amenities such as refurbished restrooms big screen HDTVs at concessions stands were added in 2012.

The SEC is currently scheduled to keep its baseball tournament in Hoover at The Hoover Met through a time to be determined.

Total attendance for the 2017 SEC Tournament was 127,479, which broke the previous record by nearly 17,000. The event has become the Birmingham metro's highest attended sporting event annually, second in the state only to NASCAR races at Talladega. Birmingham Magazine named it the top sporting event annually in the Birmingham area. The entire SEC Baseball Tournament was broadcast live on national television for the third consecutive year in 2017.



2018 Stadium Information
Hoover Metropolitan Stadium — Hoover, Ala.
Capacity: 10,800 (Grandstand)

Field Dimensions
Foul Lines: 340
Power Alleys: 385
Center: 405
Playing Surface: Natural Grass
Year Built: 1988/Renovated 06-07

2017 SEC TOURNAMENT May 23-28, 2017 Hoover Metropolitan Stadium - Hoover, Ala.

TUESDAY, MAY 23
Game 1 (1) South Carolina 7, (6) Vanderbilt 4
Game 2 (10) Missouri 12, (7) Texas A&M 7
Game 3 (8) Auburn 5, (9) Ole Miss 4

WEDNESDAY, MAY 24
Game 4 (5) Mississippi State 3, (12) Georgia 0
Game 5 (3) Kentucky 7, (11) South Carolina 2
Game 6 (2) LSU 10, (10) Missouri 3
Game 7 (1) Florida 5, (8) Auburn 4

THURSDAY, MAY 25
Game 8 (5) Mississippi State 4, (4) Arkansas 3
Game 9 (11) South Carolina 10, (10) Missouri 2
Game 10 (4) Arkansas 12, (8) Auburn 0 [7 innings]
Game 11 (2) LSU 10, (3) Kentucky 0 [7 innings]

FRIDAY, MAY 26
Game 12 (1) Florida 12, (5) Mississippi State 3
Game 13 (11) South Carolina 3, (3) Kentucky 0
Game 14 (4) Arkansas 9, (5) Mississippi State 2

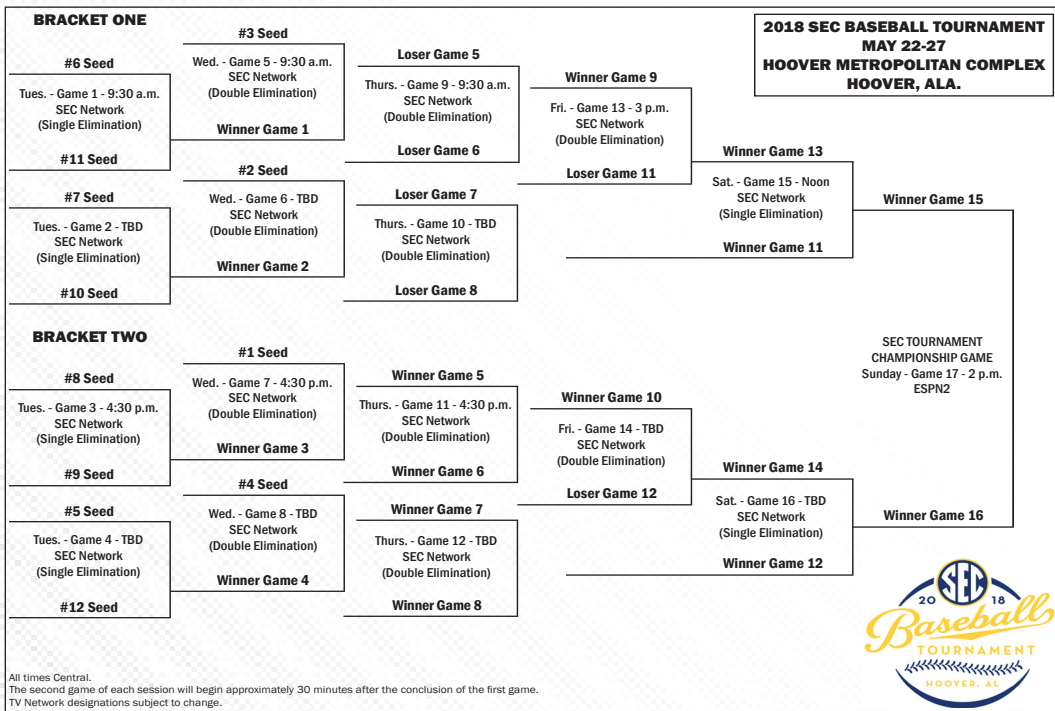
SATURDAY, MAY 27
Game 15 (2) LSU 11, (11) South Carolina 0 [7 innings]
Game 16 (4) Arkansas 16, (1) Florida 0 [7 innings]

SUNDAY, MAY 28
Game 17 (2) LSU 4, (4) Arkansas 2

ALL-TOURNAMENT TEAM

- P: Alex Lange, LSU
- P: Kacey Murphy, Arkansas
- C: Blake Logan, Auburn
- DH: Luke Bonfield, Arkansas
- 1B: Chad Spanberger, Arkansas
- 2B: Cole Freeman, LSU
- 3B: Jonah Bride, South Carolina
- SS: Kramer Robertson, LSU
- OF: Greg Deichmann, LSU
- OF: Antoine Duplantis, LSU
- OF: Carlos Cortes, South Carolina

Tournament MVP: Chad Spanberger, Arkansas



All times Central.
The second game of each session will begin approximately 30 minutes after the conclusion of the first game.
TV Network designations subject to change.



CAPITAL CITY CLASSIC HISTORY & RECORDS

RESULTS

2009: Auburn 8, Alabama 7

WP: Zach Blatt LP: Jimmy Nelson S: None
 MVP: Ben Jones

2010: Auburn 8, Alabama 6

WP: Michael Hurst LP: Jonathan Smart S: Austin Hubbard
 MVP: Michael Hurst

2011: Auburn 2, Alabama 1

WP: Bradley Hendrix LP: Taylor Wolfe S: Zach Blatt
 MVP: Dan Gamache

2012: Auburn 8, Alabama 3

WP: Jon Luke Jacobs LP: Spencer Turnbull S: Justin Bryant
 MVP: Dan Glevenyak

2013: Auburn 6, Alabama 3

WP: Conner Kendrick LP: Tucker Hawley S: None
 MVP: Conner Kendrick

2014: Alabama 4, Auburn 3

WP: Thomas Burrows LP: Trey Cochran-Gill S: None
 MVP: Thomas Burrows

2015: Auburn 5, Alabama 3

WP: Keegan Thompson LP: Jake Hubbard S: Trey Wingenter
 MVP: Keegan Thompson

2016: Auburn 10, Alabama 1

WP: Andrew Mitchell LP: Jon Keller S: Gordon Cardenas
 MVP: Blake Logan

2017: Auburn 4, Alabama 3

WP: Corey Herndon LP: Sam Finnerty S: Andrew Mitchell
 MVP: Jay Estes



INDIVIDUAL RECORDS

Batting**Hits:** 3, 8 times, most recently Ebert/Grier [AU] (2016)**At-Bats:** 5, 22 times**Runs:** 3, Trent Mummey [AU] (2009) and Creede Simpson [AU] (2012)**RBI:** 3, 6 times, most recently Blake Logan [AU] (2016)**Doubles:** 1, 21 times**Triples:** 2, Mikey White [UA] (2015)**Home Runs:** 1, 10 times, most recently Anfernee Grier/Blake Logan [AU] (2016)**Total Bases:** 7, Anfernee Grier [AU] (2016)**Stolen Bases:** 3, Taylor Dugas [UA] (2010)**Pitching****Innings Pitched:** 7.1, Keegan Thompson [AU] (2015)**Strike Outs:** 12, Keegan Thompson [AU] (2015)**Walks:** 5, Taylor Guilbeau [UA] (2013)**Hits Allowed:** 9, Justin Camp [AU] (2014)

TEAM RECORDS

Batting**Runs:** 10, Auburn (2016)**Hits:** 15, Auburn (2016)**Doubles:** 3, three times**Triples:** 2, Alabama (2015)**Home Runs:** 2, three times**Extra Base Hits:** 6, Auburn (2016)**Total Bases:** 26, Auburn (2016)**Stolen Bases:** 4, Auburn (2012) and Alabama (2010)**Pitching****Strikeouts:** 13, Auburn (2010 and 2015)**Walks:** 8, Auburn (2007) and Alabama (2013)**Hits Allowed:** 15, Alabama (2016)



INDIVIDUAL & TEAM RECORDS

INDIVIDUAL HITTING

GAMES PLAYED

Season: 65, Shawn McNally (1994); Brandon Moore (1994); Jay Waggoner (1994)
 Career: 246, Jay Waggoner (1992-95)

AT BATS

Game: 9, Trey Gainous at Miss. State (3/22/87); Rock Wilson at Miss. State (3/22/87); Johnny Simmons at Florida (4/22/72); Wayne Hall at Florida (4/22/72)
 Season: 291, Jay Waggoner (1994)
 Career: 998, Jay Waggoner (1992-95)

RUNS

Game: 5, by several players, last by Casey McElroy vs. Troy (4/28/09)
 Season: 83, Gabe Gross (2000)
 Career: 232, Mailon Kent (1998-2001)

HITS

Game: 6, Tyler Johnstone vs. Elon (2/25/05); Josh Etheredge at S. Carolina (3/9/97); Andy Merchant at Florida (4/22/72)
 Season: 119, Jay Waggoner (1994)
 Career: 341, Jay Waggoner (1992-95)

RUNS BATTED IN

Game: 10, Bob Berry vs. Huntingdon (4/15/82)
 Season: 103, Todd Faulkner (2000)
 Career: 269, Josh Etheredge (1995-98)

SINGLES

Season: 88, Jay Waggoner (1994)
 Career: 266, Jay Waggoner (1992-95)

DOUBLES

Inning: 2, Jamie Kersh vs. Mercer (4/15/97, 2nd); Tim Hudson vs. Morehead St. (2/8/97, 5th); Jay Waggoner vs. Troy (3/2/94, 1st)
 Game: 4, Ken Dempsey vs. Georgia (1971)
 Season: 27, Todd Faulkner (2000)
 Career: 71, Todd Faulkner (1998-2001)

TRIPLES

Game: 2, Jay Gonzalez vs. Alabama State (2/28/12); Dominic Rich vs. UNCC (3/4/00-G. 2); Todd Faulkner vs. Tennessee (4/11/99); Todd O'Donnell at Alabama (4/20/91, G.2); Tony Haney vs. Jacksonville St. (4/10/85); Frank Fryer at Florida (4/2/65)
 Season: 10, Trey Gainous (1986)
 Career: 20, Rock Wilson (1984-87)

HOME RUNS

Game: 3, by several players, last by Tony Caldwell at Kentucky (4/9/11)
 Season: 23, Hunter Morris (2010)
 Career: 59, Josh Etheredge (1995-98)

EXTRA-BASE HITS

Season: 49, Todd Faulkner (2000)
 Career: 125, Todd Faulkner (1998-2001)

TOTAL BASES

Game: 14, Tony Caldwell at Kentucky (4/9/11); Bo Jackson at Georgia (4/2/85); Bob Berry vs. Huntingdon (4/3/82)
 Season: 202, Hunter Morris (2010)
 Career: 532, Todd Faulkner (1998-2001)

STOLEN BASES

Game: 3, by 13 players including five times by Mailon Kent, last by Anfernee Grier vs. Southern (2/6/16)
 Season: 40, Mailon Kent (1999)
 Career: 90, Mailon Kent (1998-01)

BASES ON BALLS

Game: 4, by several players, last by Anfernee Grier vs. Alabama A&M (3/1/16)
 Season: 73, Frank Thomas (1989)
 Career: 160, Jeff Leatherman (1988-91)

STRIKEOUTS

Game: 5, Kevin Patterons vs. Charleston Southern (3/17/09); Ross Smith vs. Troy (4/25/07); Russell Whittenburg vs. Arkansas (5/19/94)
 Season: 77, Kevin Chabot (1995)
 Career: 199, Josh Etheredge (1995-98)

HIT BY PITCH

Game: 4, Dan Glevenyak at Alabama (4/11/14)
 Season: 20, Robert Lewis (1994)
 Career: 29, Trent Mummey (2008-10) and **Damon Haecker (2014-current)**

SACRIFICES

Season: 21, Rob Macrory (1996)
 Career: 58, Rob Macrory (1994-97)

SACRIFICE FLIES

Season: 9, Casey Dunn (1998)

BATTING AVERAGE

Season: .433, Paul Foster (1985)
 Career: .385, Jimmy Barfield (1963-64)

SLUGGING PERCENTAGE

Season: .864, Bo Jackson (1985)
 Career: .722, Frank Thomas (1987-89)

ON-BASE PERCENTAGE (Since 1984)

Season: .568, Frank Thomas (1989)
 Career: .527, Frank Thomas (1987-89)

HOME RUN PERCENTAGE (at bats per HR)

Season: 7.75 (16 in 124 ABs), Kevin Patterson (2010)
 Career: 10.14 (28 in 284 ABs), Bo Jackson (1983, 85-86)

MULTI-HOME RUN GAMES (Since 1979)

Season: 5, Brian Fletcher (2010)
 Career: 9, Brian Fletcher (2008-10)

MULTI-HIT GAMES (Since 1979)

Season: 38, Jay Waggoner (1994)
 Career: 101, Jay Waggoner (1992-95)

MULTI-RBI GAMES (Since 1979)

Season: 29, Tim Hudson (1997)
 Career: 74, Josh Etheredge (1995-98)

HITTING STREAK

Season: 31 games, Casey Dunn (2/22[61]-4/15/97)
 27 games, Justin Fradejas (3/23-5/7/10)
 26 games, Scott Pratt (3/21-5/5/98)
 25 games, Mailon Kent (3/11-4/29/00)
 23 games, Steve Renfro (1977)
 22 games, Anfernee Grier (5/31/15-3/22/16)

INDIVIDUAL PITCHING

EARNED RUN AVERAGE

Season: 0.99, Paul Susce (1954)
 Career: 1.69, Q.V. Lowe (1966-67)

GAMES PITCHED

Season: 44, John Madden (2005)
 Career: 108, Colter Bean (1997-2000)

GAMES STARTED

Season: 24, Ryan Halla (1995)
 Career: 77, John Powell (1990-94)

GAMES RELIEVED (Since 1975)

Season: 44, John Madden (2005)
 Career: 106, Colter Bean (1997-2000)

WINS

Season: 16, Ryan Halla (1995)
 Career: 43, John Powell (1990-94)

LOSSES

Season: 10, Mike Ferry (1990)
 Career: 20, John Powell (1990-94)

WINNING PERCENTAGE

Season: 1.000, Levale Speigner, 10-0 (2003); Jimmy Crysel, 9-0 (1964); Terry Leach, 9-0 (1974); Ed Ohman, 7-0 (1988); Lloyd Nix, 6-0 (1959); Phil Constan, 5-0 (1980); John Powell, 5-0 (1990)
 Career (10 or more decisions): .885, Q.V. Lowe, 23-3 (1966-67)
 Career (20 or more decisions): .885, Q.V. Lowe, 23-3 (1966-67)

SAVES

Season: 19, Finley Woodward (1995)
 Career: 29, Finley Woodward (1995-97)

COMPLETE GAMES

Season: 10, Joe Beckwith (1977); Q.V. Lowe (1967)
 Career: 20, Joe Beckwith (1974-77)

SHUTOUTS

Season: 3, Tommy Youngblood (1989); Joe Beckwith (1976)
 Career: 6, Joe Beckwith (1974-77)

INNINGS PITCHED

Game: 14.0, Quineth Red Roberts vs. ALA (SEC Playoff, 1958)
 Season: 146.2, Ryan Halla (1995)
 Career: 477.0, John Powell (1990-94)

RUNS ALLOWED

Season: 73, Ward Yerby (1983)
 Career: 232, Mark Chapman (1984-87)

EARNED RUNS ALLOWED

Season: 61, Ward Yerby (1983)
 Career: 185, Mark Chapman (1984-87)

HITS ALLOWED

Season: 137, Kevin Humphreys (1994)
 Career: 406, John Powell (1990-94)

**STRIKEOUTS**

Game: 15, Chris Bootcheck vs. W. Virginia (3/6/99) [8.0 IP];
Tim Hudson vs. Winthrop (2/26/97) [7.0 IP];
John Powell at Ole Miss (4/29/94) [7.1 IP];
Mark Chapman vs. Clemson (3/21/86) [9.0 IP]
Season: 191, John Powell (1993)
Career: 602, John Powell (1990-94)

BASES ON BALLS

Season: 77, Quineth Roberts (1958)

WILD PITCHES

Season: 15, Jason Johnson (1993)
Career: 29, Jon Hebel (1990-93); Scott Tillery (1983-86)

HIT BATSMEN

Season: 13, Eric Brandon (2002)

STRIKEOUTS PER NINE INNINGS

Season: 14.13 (113 in 72 IP), Gregg Olson (1988)
Career: 11.89 (255 in 193.0 IP), Tim Hudson (1996-97)
11.36 (602 in 477.0 IP), John Powell (1990-94)

HITS PER NINE INNINGS

Season: 5.40 (51 in 85 IP), Q.V. Lowe (1966)
Career: 5.87 (139 in 213 IP), Q.V. Lowe (1966-67)

TEAM HITTING**AT BATS**

Game: 66 at Florida (4/22/72) [20 inn.]
Season: 2,428 in 1997

RUNS

Inning: 16 vs. Troy (3/2/94) [1st]
Game: 32 vs. Troy (3/2/94)
Season: 613 in 1997

HITS

Game: 27 vs. Troy (3/2/94)
Season: 828 in 1997

RUNS BATTED IN

Game: 30 vs. Troy (3/2/94)
Season: 577 in 1997

SINGLES

Season: 560 in 1997

DOUBLES

Season: 165 in 1997, 1998

TRIPLES

Season: 26 in 1986

HOME RUNS

Season: 131 in 2010

EXTRA-BASE HITS

Season: 293 in 2010

TOTAL BASES

Season: 1,385 in 2010

STOLEN BASES

Season: 116 in 1974

BASE ON BALLS

Season: 349 in 1989

STRIKEOUTS

Game: 18 vs. South Carolina (3/17/06)
Season: 484 in 2009

HIT BY PITCH

Season: 73 in 2010

BATTING AVERAGE

Season: .348 in 2010

SLUGGING PERCENTAGE

Season: .591 in 2010

ON-BASE PERCENTAGE

Season: .428 in 1998

TEAM PITCHING**EARNED RUN AVERAGE**

Season: 2.09 in 1967

SAVES

Season: 23 in 1995

COMPLETE GAMES

Season: 21 in 1967

SHUTOUTS

Season: 9 in 1988

INNINGS PITCHED

Game: 20.0 at Florida (4/22/72)
Season: 591.2 in 1997

STRIKEOUTS

Game: 25 vs. Arkansas (5/19/94)
Season: 629 in 1997

INDIVIDUAL & TEAM RECORDS**MISCELLANEOUS RECORDS**

Games: 67 in 1997
Wins: 50 in 1997, 1995
Losses: 34 in 2006, 1983
Winning Percentage: .794 in 1995 (50-13)
Consecutive Wins: 17 in 1997
Consecutive Losses: 10 in 2006
SEC Wins: 20 in 2010
SEC Losses: 22 in 2016
SEC Winning Percentage: .882 in 1967 (15-2)
Consecutive SEC Wins: 10 in 1987, 1967
Consecutive SEC Losses: 10 in 2006
Consecutive Winning Seasons: 23, 1956-77
Consec. home games without being shutout: 190, 4/18/98-3/9/04
Consec. non-conference home wins: 41, 2/7/97-4/22/98
Consecutive one-run victories: 7, 1984
Consecutive one-run games: 6 (5-1), May 3-12, 2002
Most one-run wins, season: 12, 1967, 1981
Most one-run losses, season: 14, 2005
Most one-run games, season: 21, 1991, 2005





SINGLE SEASON TOP 10 - HITTING

GAMES PLAYED	G
1. Heath Kelly (1997)	67
Jamie Kersh (1997)	67
3. Casey Dunn (1999)	65
Todd Faulkner (1999)	65
Mailon Kent (1999)	65
Dominic Rich (1999)	65
Chad Wandall (1999)	65
Tim Hudson (1997)	65
Rob Macrory (1997)	65
Chad Wandall (1997)	65
Shawn McNally (1994)	65
Brandon Moore (1994)	65
Jay Waggoner (1994)	65

AT BATS	AB
1. Jay Waggoner (1994)	291
2. Casey Dunn (1998)	275
3. Tim Hudson (1997)	273
4. Hunter Morris (2010)	272
Javon Moran (2003)	272
6. Casey Dunn (1999)	269
Mailon Kent (1999)	269
Rob Macrory (1997)	269
Brandon Moore (1994)	269
10. Jay Waggoner (1995)	268

RUNS	R
1. Gabe Gross (2000)	83
2. Scott Pratt (1998)	82
3. Adam Sullivan (1997)	81
4. Mailon Kent (2000)	80
5. Mailon Kent (1999)	79
Josh Etheredge (1997)	79
7. Rob Macrory (1997)	77
8. Dominic Rich (2000)	72
9. Josh Etheredge (1998)	71
Tim Hudson (1997)	71
Rock Wilson (1987)	71

HITS	H
1. Jay Waggoner (1994)	119
2. Tim Hudson (1997)	108
3. Hunter Morris (2010)	105
Todd Faulkner (2000)	105
Scott Pratt (1998)	105
6. Adam Sullivan (1997)	103
7. Gabe Gross (2000)	102
Casey Dunn (1999)	102
Mailon Kent (1999)	102
10. Rob Macrory (1997)	99

RUNS BATTED IN	RBI
1. Todd Faulkner (2000)	103
2. Tim Hudson (1997)	95
3. Josh Etheredge (1998)	90
4. Gabe Gross (2000)	86
Casey Dunn (1999)	86
6. Frank Thomas (1989)	83
7. Josh Etheredge (1997)	82
8. Josh Etheredge (1996)	78
9. Hunter Morris (2010)	76
10. Paul Foster (1985)	74

SINGLES	1B
1. Jay Waggoner (1994)	88
2. Javon Moran (2002)	81
Mailon Kent (1999)	81
4. Adam Sullivan (1997)	80
5. Brandon Moore (1994)	71
Clark Preble (1989)	71
7. Tyler Johnstone (2005)	70
8. Tim Hudson (1997)	69
Rob Macrory (1997)	69
10. Jay Waggoner (1993)	68

DOUBLES	2B
1. Todd Faulkner (2000)	27
2. Gabe Gross (2000)	26
3. Karl Amonite (2005)	25
Tug Hulett (2003)	25
Tony Haney (1986)	25
6. Rob Macrory (1997)	24
Kevin Chabot (1995)	24
8. Gabe Gross (1999)	23
Jamie Kersh (1999)	23
Jay Waggoner (1995)	23
Jay Waggoner (1994)	23
Chad Wandall (1998)	23

TRIPLES	3B
1. Trey Gainous (1986)	10
2. Javon Moran (2003)	7
Dominic Rich (2000)	7
Adam Sullivan (1996)	7
Jim Pyburn (1954)	7
Rock Wilson (1984)	7
Rock Wilson (1987)	7
8. Clete Thomas (2005)	6
Clete Thomas (2004)	6
Jimmy Barfield (1964)	6
Frank Fryer (1965)	6
Bo Jackson (1985)	6
Scott Pratt (1998)	6

HOME RUNS	HR
1. Hunter Morris (2010)	23
2. Brian Fletcher (2010)	22
Todd Faulkner (2000)	22
4. Josh Etheredge (1998)	21
Frank Thomas (1987)	21
6. Josh Etheredge (1997)	20
Todd Faulkner (1998)	20
8. Joseph Sanders (2009)	19
Frank Thomas (1989)	19
10. Tim Hudson (1997)	18
Tim Lemons (1985)	18

EXTRA BASE HITS	XBH
1. Todd Faulkner (2000)	49
2. Hunter Morris (2010)	46
3. Doug Gilcrease (1982)	41
Frank Thomas (1989)	41
Josh Etheredge (1998)	41
6. Brian Fletcher (2010)	40
Gabe Gross (2000)	40
8. Tim Hudson (1997)	39
9. Josh Etheredge (1997)	38
Scott Pratt (1998)	38

TOTAL BASES	TB
1. Hunter Morris (2010)	202
2. Todd Faulkner (2000)	198
3. Tim Hudson (1997)	183
4. Brian Fletcher (2010)	175
5. Casey Dunn (1999)	171
Scott Pratt (1998)	171
7. Gabe Gross (2000)	169
8. Josh Etheredge (1998)	168
9. Frank Thomas (1989)	165
10. Jay Waggoner (1994)	161

MULTI-HIT GAMES	G
1. Jay Waggoner (1994)	38
2. Tim Hudson (1997)	35
Brandon Moore (1994)	35
4. Scott Pratt (1998)	33
Rob Macrory (1997)	33
Gabe Gross (2000)	33
7. Tug Hulett (2003)	32
Todd Faulkner (2000)	32
Adam Sullivan (1997)	32
10. Mailon Kent (1999)	31
Javon Moran (2002)	31

MULTI-RBI GAMES	G
1. Tim Hudson (1997)	29
2. Todd Faulkner (2000)	27
3. Josh Etheredge (1998)	26
4. Gabe Gross (2000)	25
5. Brian Fletcher (2010)	23
Casey Dunn (1999)	23
Josh Etheredge (1997)	23
8. Josh Etheredge (1996)	21
Frank Thomas (1989)	21
10. Gabe Gross (1999)	20
Casey Dunn (1998)	20

STOLEN BASES	SB
1. Mailon Kent (1999)	40
2. Scott Pratt (1998)	33
3. Jay Gonzalez (2012)	30
4. Bruce Edwards (2007)	28
Dom Fucci (1978)	28
6. Mailon Kent (2000)	27
7. Javon Moran (2003)	26
Rob Macrory (1997)	26
Curt Cope (1974)	26
Rock Wilson (1987)	26

BASES ON BALLS	BB
1. Frank Thomas (1989)	73
2. Gabe Gross (2000)	59
3. Gabe Gross (2001)	57
Mark Bellhorn (1995)	57
5. Dominic Rich (1999)	55
Dominic Rich (1998)	55
7. Kevin Chabot (1995)	51
Scott Pratt (1998)	51
9. Josh Etheredge (1997)	47
Jeff Leatherman (1991)	47

STRIKEOUTS	K
1. Kevin Chabot (1995)	77
2. Brian Fletcher (2009)	76
3. Brian Fletcher (2010)	67
4. Josh Bell (2004)	65
5. Josh Etheredge (1998)	62
6. Anfernee Grier (2015)	61
Clete Thomas (2005)	61
Kevin Chabot (1994)	61
9. Scott Schade (2003)	60
10. Daniel Robert (2017)	58
Kevin Patterson (2009)	58
Frank Sanders (1994)	58

HIT BY PITCH	HBP
1. Robert Lewis (1994)	20
2. Jeff Powell (1989)	19
3. Trent Mummey (2009)	17
4. Robert Brooks (2007)	16
5. Damek Tomscha (2014)	15
6. Brett Burnham (2001)	14
7. Damon Haecker (2014)	13
Garrett Cooper (2012)	13
Brett Burnham (2000)	13
10. Hunter Morris (2010)	12
Andy Bennett (2006)	12
John Tyler (1999)	12

BATTING AVERAGE	BA
1. Paul Foster (1985)	.433
2. Jim Pyburn (1954)	.432
3. Gabe Gross (2000)	.430
4. Todd Faulkner (2000)	.423
5. Alan Koch (1959)	.419
6. Joey Martin (1971)	.417
7. Larry Nichols (1962)	.412
8. Jay Waggoner (1994)	.409
9. Scott Pratt (1998)	.407
10. Andy Merchant (1969)	.403

SLUGGING PCT	PCT
1. Bo Jackson (1985)	.864
2. Frank Thomas (1989)	.801
3. Todd Faulkner (2000)	.798
4. Trent Mummey (2010)	.797
5. Jim Pyburn (1954)	.784
6. Kevin Patterson (2010)	.782
Doug Gilcrease (1982)	.782
8. Hunter Morris (2010)	.743
9. Paul Foster (1985)	.741
10. Joseph Sanders (2009)	.737

ON BASE PCT	OBP
1. Frank Thomas (1989)	.568
2. Gabe Gross (2000)	.536
3. Frank Thomas (1988)	.509
4. Scott Pratt (1998)	.503
5. Todd Faulkner (2000)	.502
6. Bo Jackson (1985)	.500
7. Tim Edge (1990)	.498
8. Adam Sullivan (1997)	.482
9. Jeff Leatherman (1991)	.476
10. Paul Foster (1985)	.473



CAREER TOP 10 - HITTING

AT BATS	AB
1. Jay Waggoner (1992-95)	998
2. Brandon Moore (1991-94)	917
3. Casey Dunn (1996-99)	905
4. Chad Wandall (1996-99)	901
5. Mailon Kent (1998-01)	879
6. Todd Faulkner (1998-01)	868
7. Jamie Kersh (1996-99)	838
8. Rock Wilson (1984-87)	801
9. Javon Moran (2001-03)	793
10. Jordan Ebert (2013-16)	784

GAMES PLAYED	GP
1. Jay Waggoner (1992-95)	246
2. Chad Wandall (1996-99)	245
3. Brandon Moore (1991-94)	242
4. Mailon Kent (1998-01)	232
5. Casey Dunn (1996-99)	231
6. Mike Killimett (1991-94)	230
7. Jamie Kersh (1996-99)	228
8. Jeff Leatherman (1988-91)	227
9. Josh Etheredge (1995-98)	222
10. Andrew Albrecht (1988-91)	221

RUINS	R
1. Mailon Kent (1998-01)	232
2. Jay Waggoner (1992-95)	208
3. Dominic Rich (1998-00)	207
4. Josh Etheredge (1995-98)	207
5. Rock Wilson (1984-87)	201
6. Todd Faulkner (1998-01)	197
7. Casey Dunn (1996-99)	197
8. Chad Wandall (1996-99)	194
9. Rob Macrory (1994-97)	194
10. Gabe Gross (1999-01)	184

HITS	H
1. Jay Waggoner (1992-95)	341
2. Mailon Kent (1998-01)	309
3. Casey Dunn (1996-99)	307
4. Brandon Moore (1991-94)	304
5. Todd Faulkner (1998-01)	303
6. Chad Wandall (1996-99)	280
7. Javon Moran (2001-03)	267
8. Jamie Kersh (1996-99)	261
9. Gabe Gross (1999-01)	259
10. Rock Wilson (1984-87)	258

RUINS BATTED IN	RBI
1. Josh Etheredge (1995-98)	269
2. Todd Faulkner (1998-01)	255
3. Casey Dunn (1996-99)	232
4. Gabe Gross (1999-01)	218
5. Frank Thomas (1987-89)	205
6. Jamie Kersh (1996-99)	197
7. Paul Foster (1983-86)	173
8. Brian Fletcher (2008-10)	171
9. Kevin Chabot (1993-95)	171
10. Mailon Kent (1998-01)	170
Chad Wandall (1996-99)	170

SINGLES	1B
1. Jay Waggoner (1992-95)	266
2. Brandon Moore (1990-94)	245
3. Mailon Kent (1998-01)	232
4. Casey Dunn (1996-99)	212
5. Jordan Ebert (2013-16)	207
6. Javon Moran (2001-03)	203
7. Chad Wandall (1996-99)	193
8. Jeff Leatherman (1988-91)	192
9. Rob Macrory (1994-97)	190
10. Rock Wilson (1984-87)	190

DOUBLES	2B
1. Todd Faulkner (1998-01)	71
2. Gabe Gross (1999-00)	68
3. Chad Wandall (1996-99)	61
4. Casey Dunn (1996-99)	60
5. Tony Haney (1985-88)	60
6. Bobby Huddleston (2000-03)	56
7. Mailon Kent (1998-01)	56
8. Jamie Kersh (1996-99)	55
9. Josh Etheredge (1995-98)	55
10. Jay Waggoner (1992-95)	55

TRIPLES	3B
1. Rock Wilson (1984-87)	20
2. Clete Thomas (2003-05)	16
3. Trey Gainous (1985-87)	15
4. Javon Moran (2001-03)	13
5. Andrew Albrecht (1988-91)	13
6. Dominic Rich (1998-00)	12
7. Jay Waggoner (1992-95)	10
8. Mark Hatchett (1972-75)	10
9. Adam Sullivan (1996-97)	9
10. Jimmy Barfield (1963-64)	9
Chris Christopher (1991-93)	9
Jim Pyburn (1953-55)	9
Johnny Tutt (1980-81)	9

HOME RUNS	HR
1. Josh Etheredge (1995-98)	59
2. Todd Faulkner (1998-01)	50
3. Brian Fletcher (2008-10)	49
4. Frank Thomas (1987-89)	49
5. Hunter Morris (2008-10)	46
6. Trent Mummey (2008-10)	36
7. Kevin Chabot (1993-95)	36
8. Kevin Patterson (2008-11)	35
9. Mike Bianucci (2006-08)	35
10. Gabe Gross (1999-01)	35
Paul Foster (1983-86)	35

EXTRA-BASE HITS	EBH
1. Todd Faulkner (1998-01)	125
2. Josh Etheredge (1995-98)	119
3. Gabe Gross (1999-01)	108
4. Frank Thomas (1987-89)	104
5. Brian Fletcher (2008-10)	98
6. Casey Dunn (1996-99)	95
7. Hunter Morris (2008-10)	93
8. Jamie Kersh (1996-99)	92
9. Chad Wandall (1996-99)	87
10. Kevin Chabot (1993-96)	85

TOTAL BASES	TB
1. Todd Faulkner (1998-01)	532
2. Josh Etheredge (1995-98)	490
3. Casey Dunn (1996-99)	470
4. Jay Waggoner (1992-95)	446
5. Gabe Gross (1999-01)	442
6. Frank Thomas (1987-89)	434
7. Hunter Morris (2008-10)	426
8. Mailon Kent (1998-01)	421
9. Jamie Kersh (1996-99)	420
10. Chad Wandall (1996-99)	414

MULTI-HR GAMES	G
1. Brian Fletcher (2008-10)	9
2. Josh Etheredge (1995-98)	8
3. Frank Thomas (1987-89)	8
4. Hunter Morris (2008-10)	5
5. Trent Mummey (2008-10)	4
6. Josh Bell (2003-05)	4
7. Tim Lemons (1984-85)	4
8. Bob Berry (1981-83)	4
9. Eight tied at	3

MULTI-HIT GAMES	G
1. Jay Waggoner (1992-95)	101
2. Mailon Kent (1998-01)	93
3. Todd Faulkner (1998-01)	92
4. Brandon Moore (1991-94)	89
5. Casey Dunn (1996-99)	87
6. Rob Macrory (1994-97)	86
7. Javon Moran (2001-03)	85
8. Gabe Gross (1999-01)	80
9. Chad Wandall (1996-99)	80
10. Dominic Rich (1998-00)	77

MULTI-RBI GAMES	G
1. Josh Etheredge (1995-98)	74
2. Todd Faulkner (1998-01)	68
3. Casey Dunn (1996-99)	66
4. Gabe Gross (1999-01)	63
5. Jamie Kersh (1996-99)	51
6. Frank Thomas (1987-89)	49
7. Kevin Chabot (1993-95)	47
8. Brian Fletcher (2008-10)	46
9. Five tied at	42

STOLEN BASES	SB
1. Mailon Kent (1998-01)	90
2. Curt Cope (1973-76)	79
3. Dom Fucci (1976-79)	69
4. Javon Moran (2001-03)	68
5. Clete Thomas (2003-05)	58
6. Bruce Edwards (2004-07)	57
7. Rob Macrory (1994-97)	55
8. Mickey Miller (1973-76)	52
9. Dominic Rich (1998-00)	47
10. Ryan Tella (2012-14)	44
Trey Gainous (1985-87)	44

BASE ON BALLS	BB
1. Jeff Leatherman (1988-91)	160
2. Frank Thomas (1987-89)	153
3. Gabe Gross (1999-01)	145
4. Kevin Chabot (1993-95)	142
5. Dominic Rich (1998-00)	141
6. Rock Wilson (1984-87)	134
7. Josh Etheredge (1995-98)	134
8. Jay Waggoner (1992-95)	127
9. Mark Bellhorn (1993-95)	121
10. Rob Macrory (1994-97)	118

STRIKEOUTS	K
1. Kevin Chabot (1993-96)	206
2. Brian Fletcher (2008-10)	196
3. Josh Etheredge (1995-98)	199
4. Kevin Patterson (2008-11)	192
5. Jamie Kersh (1996-99)	181
6. Chad Wandall (1996-99)	165
7. Scott Schade (2001-03)	158
8. Daniel Robert (2014-17)	158
9. Josh Bell (2003-05)	154
10. Justin Hargett (2008-11)	151

HIT BY PITCH	HBP
1. Damon Haecker (2014-17)	34
2. Trent Mummey (2008-10)	29
3. Tony Caldwell (2008-11)	27
4. Brett Burnham (2000-01)	27
5. Josh Etheredge (1995-97)	27
6. Brian Fletcher (2008-10)	26
7. Jeff Powell (1989-90)	26
8. Dan Glevenyak (2012-14)	24
9. Jonathan Schuerholz (2000-02)	24
10. Rob Macrory (1994-97)	24

BATTING AVERAGE	BA
1. Jimmy Barfield (1963-64)	.385
2. Frank Thomas (1987-89)	.382
3. Gabe Gross (1999-01)	.375
4. Andy Merchant (1969-72)	.363
5. Jim Pyburn (1953-55)	.360
6. Scott Sullivan (1993, '96-97)	.359
7. Jay Waggoner (1993-95)	.355
8. Frank Fryer (1964-66)	.353
9. Mailon Kent (1998-01)	.352
Paul Foster (1983-86)	.352

SLUGGING PCT	PCT
1. Frank Thomas (1987-89)	.722
2. Bo Jackson (1983, '85-86)	.715
3. Brian Fletcher (2008-10)	.649
4. Gabe Gross (1999-01)	.641
5. Hunter Morris (2008-10)	.628
6. Jimmy Barfield (1963-64)	.626
7. Josh Etheredge (1993-95)	.635
8. Karl Aronoff (2003-05)	.616
9. Mike Bianucci (2006-08)	.613
Todd Faulkner (1998-01)	.613





SINGLE-SEASON TOP 10 - PITCHING

GAMES PITCHED		G
1. John Madden (2005)	44	
2. Gregg Olson (1987)	42	
3. Gregg Olson (1988)	36	
4. Jared Shore (2005)	35	
5. Colter Bean (1999)	34	
6. Steven Register (2003)	33	
Brandon Mayfield (2000)	33	
Finley Woodward (1995)	33	
Ryan Halla (1994)	33	
10. Michael Nix (2005)	32	
Cory Dueitt (2003)	32	

EARNED RUN AVERAGE		ERA
1. Paul Susce (1954)	0.99	
2. George Simmons (1968)	1.26	
3. Gregg Olson (1987)	1.26	
4. Terry Leach (1974)	1.31	
5. Beal Lazenby (1969)	1.43	
6. Jimmy Crysel (1964)	1.46	
7. Tom McClendon (1953)	1.48	
8. Herbie Pearce (1954)	1.49	
9. Quineth Roberts (1958)	1.56	
10. Jim Blausner (1967)	1.56	

GAMES STARTED (since 1975)		GS
1. Ryan Halla (1995)	24	
2. John Powell (1993)	23	
3. Brent Schoening (1999)	21	
Chris Bootcheck (1999)	21	
Kevin Humphreys (1994)	21	
Mark Chapman (1987)	21	
7. Chris Bootcheck (2000)	19	
Bryan Hebson (1997)	19	
9. Seven tied at	18	

GAMES RELIEVED (since 1975)		GR
1. John Madden (2005)	44	
2. Gregg Olson (1987)	42	
3. Gregg Olson (1988)	35	
4. Colter Bean (1999)	34	
5. Steven Register (2003)	33	
Brandon Mayfield (2000)	33	
Finley Woodward (1995)	33	
8. Michael Nix (2005)	32	
9. Calvin Coker (2017)	31	
Bryan Woodall (2008)	31	

WINS		
1. Ryan Halla (1995)	16	
2. Tim Hudson (1997)	15	
Q. V. Lowe (1967)	15	
John Powell (1993)	15	
5. Tommy Youngblood (1989)	14	
6. Brent Schoening (1999)	13	
Hayden Gliemmo (1999)	13	
Hayden Gliemmo (1998)	13	
Kevin Humphreys (1994)	13	
10. Chris Morrison (1995)	12	

LOSSES		L
1. Mike Ferry (1990)	10	
2. Evan Crawford (2006)	8	
Jon Hebel (1992)	8	
Ward Yerby (1983)	8	
5. Derek Varnadore (2012)	7	
Chris Dennis (2006)	7	
Hayden Gliemmo (1999)	7	
John Powell (1992)	7	
Phil Deriso (1981)	7	
Phil Deriso (1980)	7	
Jack Van Yperen (1972)	7	

WINNING PERCENTAGE		PCT	(W-L)
1. Levale Speigner (2003)	1.000	(10-0)	
Jimmy Crysel (1964)	1.000	(9-0)	
Terry Leach (1974)	1.000	(9-0)	
Steven Register (2004)	1.000	(7-0)	
Ed Ohman (1988)	1.000	(7-0)	
Lloyd Nix (1959)	1.000	(6-0)	
Steven Register (2002)	1.000	(5-0)	
Phil Constan (1980)	1.000	(5-0)	
John Powell (1990)	1.000	(5-0)	
Cole Lipscomb (2017)	1.000	(4-0)	
11. Q. V. Lowe (1967)	.938	(15-1)	
12. Brent Schoening (1999)	.928	(13-1)	
13. Gregg Olson (1987)	.917	(11-1)	
14. Paul Burnside (2007)	.875	(7-1)	
Hayden Gliemmo (2001)	.875	(7-1)	
Bryan Hebson (1995)	.875	(7-1)	
Quineth Roberts (1958)	.875	(7-1)	
Paul Susce (1954)	.875	(7-1)	

SAVES		SV
1. Finley Woodward (1995)	19	
2. Steven Register (2003)	16	
3. Michael Nix (2005)	13	
4. Austin Hubbard (2009)	12	
5. Bryan Woodall (2008)	11	
6. Terrance Dedrick (2013)	10	
Austin Hubbard (2010)	10	
Gregg Olson (1988)	10	
Gregg Olson (1987)	10	
10. Justin Camp (2015)	8	
Steven Register (2004)	8	
Colter Bean (1999)	8	
Finley Woodward (1997)	8	
Mike Ferry (1989)	8	

COMPLETE GAMES		CG
1. Joe Beckwith (1977)	10	
Q. V. Lowe (1967)	10	
3. Bill Letchworth (1951)	9	
4. John Powell (1993)	7	
John Powell (1992)	7	
Ward Yerby (1983)	7	
Jim Blausner (1967)	7	
8. Mark Chapman (1987)	6	
Mark Chapman (1986)	6	
Robert Hudson (1977)	6	
Robert Hudson (1976)	6	
Terry Leach (1976)	6	
Davis May (1975)	6	

INNINGS PITCHED		IP
1. Ryan Halla (1995)	146.2	
2. Kevin Humphreys (1994)	142.2	
3. John Powell (1993)	141.0	
4. Brent Schoening (1999)	138.1	
5. Q.V. Lowe (1967)	128.0	
6. Chris Bootcheck (1999)	127.2	
7. Hayden Gliemmo (1999)	123.1	
8. Chris Bootcheck (2000)	122.0	
9. Scott Renner (1989)	120.0	
10. Tim Hudson (1997)	118.1	
Hayden Gliemmo (1998)	118.1	

STRIKEOUTS		K
1. John Powell (1993)	191	
2. Tim Hudson (1997)	165	
3. Brent Schoening (1999)	151	
4. Ryan Halla (1995)	148	
5. John Powell (1994)	130	
6. Chris Bootcheck (1999)	125	
7. Q.V. Lowe (1967)	123	
8. Bryan Hebson (1997)	121	
John Powell (1991)	121	
10. John Powell (1992)	120	



CAREER TOP 10 - PITCHING/DEFENSE

GAMES PITCHED	GP
1. Colter Bean (1997-00)	108
2. Cory Dueitt (2001-04)	107
3. Gregg Olson (1986-88)	97
4. John Powell (1990-94)	96
5. Ryan Halla (1993-96)	89
6. Levale Speigner (2000-03)	87
Mark Fuller (1989-92)	87
8. Finley Woodward (1995-97)	85
9. Mark Shifflett (1978-81)	84
10. Mike Ferry (1988-90)	77

EARNED RUN AVERAGE	FRA
1. Q.V. Lowe (1966-67)	1.69
2. Joe Overton (1962-63)	1.77
3. Joe Beckwith (1974-77)	1.92
4. Tommy Smith (1967-68)	2.07
5. Monti Sharpe (1964-65)	2.25
6. Keegan Thompson (2014-15, '17)	2.46
Rick Eisenacher (1969-71)	2.46
8. Jim Blausler (1966-67)	2.52
9. Terry Leach (1973-76)	2.53
10. John Powell (1993-94)	2.59

GAMES STARTED (since 1975)	GS
1. John Powell (1990-94)	77
2. Hayden Gliemmo (1998-00)	63
Mark Chapman (1984-87)	63
4. Ryan Halla (1993-96)	58
5. Arnold Hughey (2002-05)	55
6. Brent Schoening (1997-99)	52
7. Levale Speigner (2000-03)	51
8. Colby Paxton (2001-04)	49
Chris Bootcheck (1998-00)	49
10. Bryan Hebson (1995-97)	44

GAMES RELIEVED (since 1975)	GR
1. Colter Bean (1997-00)	106
2. Cory Dueitt (2001-04)	89
3. Gregg Olson (1986-88)	82
4. John Madden (2004-05)	73
5. Finley Woodward (1995-96)	69
6. Bradley Hendrix (2008-11)	68
Steven Register (2002-04)	68
8. Mike Ferry (1989-90)	67
9. Jason LeBoeuf (1992-95)	64
10. Austin Hubbard (2007-10)	63
Chris Dennis (2003-07)	63

WINS	W
1. John Powell (1990-94)	43
2. Ryan Halla (1993-96)	39
3. Hayden Gliemmo (1998-01)	37
4. Joe Beckwith (1974-77)	31
5. Brent Schoening (1997-99)	29
6. Levale Speigner (2000-03)	28
7. Mark Shifflett (1978-81)	27
Mark Chapman (1984-87)	26
9. Chris Bootcheck (1998-00)	25
Bryan Hebson (1995-97)	25
Gregg Olson (1986-88)	25

LOSSES	L
1. John Powell (1990-94)	20
2. Phil Deriso (1978-81)	19
3. Arnold Hughey (2002-05)	17
Jack Van Yperen (1971-73)	17
Mark Shifflett (1978-81)	17
Mark Chapman (1984-87)	17
7. Jon Luke Jacobs (2009-12)	16
Ryan Halla (1993-96)	16
Jon Hebel (1990-93)	16
Bill Latham (1978-81)	16

WINNING PCT (10+ Dec.)	PCT	(W-L)
1. Q.V. Lowe (1966-67)	885	(23-3)
2. Chris Morrison (1994-95)	840	(21-4)
3. Steven Register (2002-04)	833	(15-3)
4. Joe Overton (1962-63)	824	(14-3)
5. Jerry Lewter (1963-65)	818	(9-2)
6. Tim Hudson (1996-97)	800	(20-5)
Jimmy Crysel (1963-65)	800	(12-3)
8. Kevin Humphreys (1994-95)	786	(22-6)
9. Gregg Olson (1986-88)	781	(25-7)
10. Hayden Gliemmo (1998-01)	775	(37-12)

WINNING PCT (20+ Dec.)	PCT	(W-L)
1. Q.V. Lowe (1966-67)	885	(23-3)
2. Chris Morrison (1994-95)	840	(21-4)
3. Tim Hudson (1996-97)	800	(20-5)
4. Kevin Humphreys (1994-95)	786	(22-6)
5. Gregg Olson (1986-88)	781	(25-7)
6. Hayden Gliemmo (1998-01)	775	(37-12)
6. Brent Schoening (1997-99)	763	(29-9)
7. Tommy Youngblood (1987-90)	739	(17-6)
9. Chris Bootcheck (1998-00)	714	(25-10)
10. Ryan Halla (1993-96)	709	(39-16)

SAVES	S
1. Finley Woodward (1995-96)	29
2. Steven Register (2002-04)	25
3. Austin Hubbard (2007-10)	22
4. Colter Bean (1997-00)	20
Gregg Olson (1986-88)	20
6. Terrance Dedrick (2013-14)	14
7. Michael Nix (2004-05)	13
Mike Ferry (1988-90)	13
9. Justin Camp (2013-16)	11
Bryan Woodall (2006-08)	11
11. Scott Sullivan (1991-93)	10
Phil Deriso (1978-81)	10

COMPLETE GAMES	CG
1. Joe Beckwith (1974-77)	20
2. John Powell (1990-94)	18
3. Mark Chapman (1984-87)	17
4. Robert Hudson (1975-77)	14
5. Terry Leach (1973-76)	13
6. Q.V. Lowe (1966-67)	10
7. Ward Yerby (1982-83)	9
8. Phil Deriso (1978-81)	8
9. Stacy Jones (1986-88)	7
Bill Latham (1978-81)	7
Jim Blausler (1966-67)	7

INNINGS PITCHED	IP
1. John Powell (1990-94)	477.0
2. Ryan Halla (1993-96)	400.0
3. Levale Speigner (2000-03)	369.2
4. Hayden Gliemmo (1998-01)	359.0
5. Arnold Hughey (2002-05)	345.1
6. Mark Chapman (1984-87)	343.1
7. Joe Beckwith (1974-77)	338.0
8. Brent Schoening (1997-99)	325.0
9. Chris Bootcheck (1998-00)	304.1
10. Mark Fuller (1989-92)	288.2

STRIKEOUTS	K
1. John Powell (1990-94)	602
2. Ryan Halla (1993-96)	392
3. Brent Schoening (1997-99)	327
4. Hayden Gliemmo (1998-01)	290
5. Arnold Hughey (2002-05)	272
6. Gregg Olson (1986-88)	271
7. Chris Bootcheck (1998-00)	270
8. Tim Hudson (1996-97)	255
9. Bryan Hebson (1995-97)	251
10. Mark Chapman (1984-87)	245

CAUGHT STEALING BY	CS
1. Tony Caldwell (2008-11)	59
2. Casey Dunn (1996-99)	57
3. Blake Austin (2011-2014)	48
4. Josh Bell (2003-05)	39
5. Bobby Huddleston (2000-03)	35
6. Blake Logan (2014-17)	33
7. Josh Donaldson (2005-07)	29
Trent Pratt (2001-02)	29
9. Ryan Jenkins (2006-10)	28
10. Kirby Clark (1995-96)	26





TEAM TOP 10

TEAM BATTING

TEAM PITCHING

GAMES

- 67 (1997)
- 65 (1999)
- 65 (1994)
- 64 (2010)
- 64 (1989)
- 64 (1998)
- 63 (2017)
- 63 (2003)
- 63 (1995)
- 63 (1993)

AT BATS

- 2,428 (1997)
- 2,344 (2010)
- 2,327 (1994)
- 2,324 (1998)
- 2,323 (1999)
- 2,244 (2003)
- 2,174 (1995)
- 2,169 (2000)
- 2,158 (1993)
- 2,132 (1989)

RUNS

- 613 (1997)
- 595 (1998)
- 584 (2010)
- 558 (2000)
- 546 (1999)
- 503 (1994)
- 480 (1995)
- 464 (1989)
- 426 (1993)
- 412 (1987)

HITS

- 828 (1997)
- 816 (2010)
- 789 (1998)
- 769 (1999)
- 744 (1994)
- 702 (2000)
- 687 (2003)
- 679 (1993)
- 673 (1995)
- 659 (1989)

RBI

- 577 (1997)
- 549 (2010)
- 541 (1998)
- 507 (2000)
- 495 (1999)
- 444 (1994)
- 435 (1995)
- 414 (1989)
- 385 (1993)
- 381 (1991)

SINGLES

- 560 (1997)
- 548 (1994)
- 542 (1999)
- 523 (2010)
- 518 (1998)
- 511 (1993)
- 488 (1989)
- 480 (2000)
- 477 (2003)
- 463 (2002)

DOUBLES

- 165 (1997)
- 165 (1998)
- 157 (1999)
- 152 (1995)
- 148 (2010)
- 144 (2000)
- 139 (2003)
- 135 (2008)
- 133 (1994)
- 128 (2002)

TRIPLES

- 26 (1986)
- 23 (1980)
- 22 (1985)
- 21 (2003)
- 21 (1994)
- 20 (1999)
- 19 (2012)
- 19 (1996)
- 19 (1998)
- 18 (2015)
- 18 (1997)
- 18 (1964)

HOME RUNS

- 131 (2010)
- 103 (2009)
- 87 (1998)
- 85 (1997)
- 72 (1985)
- 63 (2000)
- 61 (1983)
- 60 (1984)
- 58 (2008)
- 57 (1978)
- 57 (1982)

EXTRA-BASE HITS

- 293 (2010)
- 271 (1998)
- 268 (1997)
- 227 (1999)
- 222 (2000)
- 219 (1995)
- 218 (2009)
- 210 (2003)
- 208 (2008)
- 196 (1994)

TOTAL BASES

- 1,385 (2010)
- 1,284 (1997)
- 1,253 (1998)
- 1,116 (1999)
- 1,065 (2000)
- 1,045 (1994)
- 1,018 (2003)
- 1,009 (1995)
- 983 (2009)
- 938 (1993)

STOLEN BASES

- 116 (1974)
- 113 (2012)
- 105 (2007)
- 101 (1971)
- 97 (2000)
- 90 (1978)
- 84 (2001)
- 83 (1999)
- 80 (2014)
- 76 (2005)
- 76 (1998)

BASE ON BALLS

- 349 (1989)
- 346 (1998)
- 340 (2000)
- 320 (1995)
- 308 (1994)
- 288 (2001)
- 280 (2017)
- 278 (1997)
- 277 (1983)
- 276 (1986)

STRIKEOUTS

- 484 (2009)
- 465 (2010)
- 445 (2017)
- 416 (2016)
- 416 (2005)
- 416 (2004)
- 412 (2015)
- 409 (2003)
- 408 (1998)
- 399 (2011)
- 399 (1995)

HIT BY PITCH

- 76 (2014)
- 73 (2010)
- 70 (1997)
- 65 (2007)
- 65 (2000)
- 64 (1989)
- 63 (2009)
- 62 (2016)
- 61 (2006)
- 60 (2011)
- 60 (2001)

BATTING AVG.

- .348 (2010)
- .341 (1997)
- .340 (1998)
- .331 (1999)
- .325 (1964)
- .324 (2000)
- .323 (1985)
- .320 (1994)
- .316 (1982)
- .315 (1993)

SLUGGING PCT.

- .591 (2010)
- .539 (1998)
- .529 (1997)
- .516 (2009)
- .514 (1985)
- .495 (1982)
- .491 (2000)
- .480 (1999)
- .476 (1978)
- .475 (2008)

ON-BASE PCT.

- .428 (1998)
- .425 (2000)
- .423 (2010)
- .419 (1997)
- .417 (1999)
- .417 (1989)
- .410 (1994)
- .407 (1995)
- .399 (1988)
- .397 (1987)
- .397 (1985)

ERA

- 2.09 (1967)
- 2.19 (1964)
- 2.19 (1954)
- 2.32 (1976)
- 2.48 (1958)
- 2.49 (1969)
- 2.50 (1962)
- 2.54 (1968)
- 3.13 (1975)
- 3.13 (1988)

WINS

- 50 (1997)
- 50 (1995)
- 46 (1999)
- 46 (1998)
- 44 (1994)
- 44 (1989)
- 43 (2010)
- 42 (2003)
- 42 (1987)
- 41 (2000)

LOSSES

- 34 (2006)
- 34 (1983)
- 33 (2016)
- 29 (2011)
- 28 (2014)
- 28 (2012)
- 28 (2008)
- 26 (2017)
- 26 (2015)
- 26 (2005)
- 26 (2002)
- 26 (1981)

SAVES

- 23 (1995)
- 21 (2005)
- 21 (2003)
- 18 (2015)
- 18 (2013)
- 18 (1997)
- 16 (2010)
- 15 (2011)
- 14 (2017)
- 14 (2012)
- 14 (2007)
- 14 (1994)
- 14 (1988)

WINNING PCT.

- .794 (1995)
- .773 (1954)
- .762 (1967)
- .750 (1964)
- .746 (1997)
- .719 (1998)
- .712 (1976)
- .709 (1988)
- .708 (1999)
- .705 (1974)

SHUTOUTS

- 9 (1988)
- 8 (2015)
- 8 (1989)
- 8 (1976)
- 7 (2017)
- 7 (1967)
- 5 (2014)
- 5 (1992)
- 5 (1990)
- 5 (1974)
- 4 (2016)
- 4 (2002)
- 4 (2001)
- 4 (1998)
- 4 (1997)
- 4 (1993)
- 4 (1980)
- 4 (1977)
- 4 (1975)

INNINGS PITCHED

- 591.2 (1997)
- 572.1 (2010)
- 570.0 (1999)
- 570.0 (1994)
- 565.1 (1995)
- 562.0 (2017)
- 561.2 (1998)
- 559.0 (2003)
- 547.2 (2015)
- 540.2 (1989)

STRIKEOUTS

- 629 (1997)
- 558 (1993)
- 554 (1999)
- 512 (1994)
- 489 (1996)
- 485 (2017)
- 484 (2010)
- 481 (1991)
- 472 (1998)
- 465 (2015)

COMPLETE GAMES

- 21 (1967)
- 19 (1977)
- 18 (1976)
- 16 (1975)
- 13 (1985)
- 13 (1981)
- 11 (1992)
- 11 (1989)
- 11 (1983)
- 9 (1993)
- 9 (1986)



YEAR-BY-YEAR TEAM HITTING

Year	G	Avg.	Slg. Pct.	OB Pct.	AB	R	H	2B	3B	HR	RBI	SB	SBA	BB	SO	HBP	SAC	SF
1949	19	.227			590	74	134	20	8	4	52	22		12			12	
1950	25	.294			878	150	258	32	8	3	121	64		116			21	
1951	25	.295			916	212	270	40	12	16	163							
1952	26	.256			927	187	237	36	12	8	149	27		167	171			
1953	21	.234			697	114	163	21	9	10	88							
1954	22	.281			740	154	208	32	14	11	150							
1955	25	.288			890	172	256	42	7	9	153							
1956	23	.270			756	165	204	25	12	12	141	54						
1957	26	.294			889	176	261	29	13	10	154	24						
1958	27	.274			951	198	261	42	13	15	174	40						
1959	27	.271			929	155	252	38	8	4	130	44						
1960	23	.268			817	159	219	32	9	12	126	28						
1961	25	.289			863	190	249	37	13	22	176	14		151				
1962	22	.268			758	146	203	32	8	17	142	1		129				
1963	25	.268			822	156	220	36	16	8	130	55						
1964	28	.307			933	174	286	42	19	8	134	56						
1965	20	.280			656	129	184	33	17	10	104	35						
1966	23	.271			790	117	214	27	9	21	107	24						
1967	42	.289			1279	219	369	47	12	32	198	36		146				
1968	34	.291			1091	182	318	44	9	19	150	18						
1969	37	.278			1178	189	328	49	10	8	160	65						
1970																		
1971	39	.303			1225	242	371	67	8	32	223	101						
1972	35	.268			1128	185	302	44	14	18	159	58						
1973	39	.248			1221	185	303	45	15	9	166	78						
1974	44	.274			1332	252	365	58	15	14	201	116		241	186		17	20
1975	45	.261			1378	231	360	77	6	21	210	56		204	263		18	25
1976	52	.283			1506	286	426	66	8	28	251	75		236	246		40	16
1977	46	.284			1395	285	396	71	12	34	251	78		239	300		30	16
1978	54	.293			1707	372	501	109	16	57	298	90		238	324	25	29	24
1979	42	.275			1238	245	341	58	11	33	201	67		216	231	19	40	18
1980	51	.248			1542	237	382	60	23	20	189	69		231	327	23	58	20
1981	53	.273			1691	292	461	80	8	49	248	46		203	278	14	28	13
1982	48	.316			1569	348	496	93	8	57	307	29		222	222	18	23	18
1983	50	.262	.436		1597	315	418	81	7	61	268	33	54	277	314	21	30	
1984	51	.270	.439		1611	313	435	75	10	60	275	49	63	231	312	23	28	12
1985	52	.323	.514		1796	404	580	83	22	72	372	23	33	213	287	21	10	20
1986	55	.291	.431		1821	364	530	75	26	42	322	28	34	276	294	22	17	17
1987	59	.306	.469	.397	1931	412	590	123	15	54	365	59	74	271	304	31	16	15
1988	55	.308	.415	.399	1785	373	549	96	15	27	332	21	33	258	275	31	10	24
1989	64	.309	.433	.413	2132	464	659	116	16	39	414	32	42	349	275	64	24	24
1990	58	.291	.409	.382	1880	372	548	99	14	31	323	21	38	253	246	37	20	23
1991	59	.299	.444	.390	1985	411	593	110	11	52	381	25	41	271	274	39	24	20
1992	55	.281	.352	.370	1812	258	510	70	12	11	225	34	50	238	294	31	28	17
1993	63	.315	.435	.396	2158	426	679	116	13	39	385	59	83	255	348	34	37	18
1994	65	.320	.449	.410	2327	503	744	133	21	42	444	64	85	308	379	48	52	26
1995	63	.310	.464	.407	2174	480	673	152	17	50	435	48	76	320	399	38	55	27
1996	56	.287	.428	.373	1951	374	559	115	19	41	345	67	78	222	330	48	51	16
1997	67	.341	.529	.419	2428	613	828	165	18	85	577	67	82	278	382	70	49	30
1998	64	.340	.539	.428	2324	595	789	165	19	87	541	76	95	346	408	43	26	37
1999	65	.331	.480	.417	2323	546	769	157	20	50	495	83	93	324	368	48	45	40
2000	61	.324	.491	.425	2169	558	702	144	15	63	507	97	118	340	314	65	44	30
2001	58	.291	.417	.393	1981	406	576	118	14	35	365	84	102	288	320	60	43	25
2002	60	.302	.427	.373	2116	399	639	128	7	41	358	56	66	215	356	41	43	25
2003	63	.306	.454	.374	2244	399	687	138	21	50	374	50	67	212	409	43	34	21
2004	56	.279	.398	.358	1935	318	540	105	16	31	291	39	50	218	416	33	39	22
2005	60	.293	.434	.377	2069	356	607	118	17	46	326	76	96	243	416	49	19	25
2006	56	.276	.389	.351	1945	283	536	104	6	35	255	41	55	174	397	61	31	15
2007	56	.295	.411	.382	1978	395	583	104	6	38	350	105	127	234	394	65	37	29
2008	56	.301	.475	.383	1949	387	586	135	15	58	346	74	106	228	386	51	30	30
2009	56	.286	.516	.381	1906	391	546	102	13	103	371	40	55	239	484	63	32	20
2010	64	.348	.591	.423	2344	584	816	148	14	131	549	61	94	261	465	73	58	38
2011	58	.296	.421	.380	2013	335	596	120	7	39	311	44	71	228	399	60	45	24
2012	59	.304	.432	.386	2005	351	610	113	19	35	311	113	151	232	372	52	60	27
2013	56	.275	.385	.359	1848	272	508	101	5	31	246	33	55	214	353	40	35	23
2014	56	.270	.340	.360	1838	235	497	65	9	15	212	80	119	192	298	76	51	19
2015	62	.273	.371	.359	2029	301	553	109	18	18	272	62	100	232	412	57	45	25
2016	56	.294	.416	.384	1976	346	581	102	14	37	310	61	89	241	416	62	9	21
2017	63	.274	.387	.367	2115	363	579	124	13	30	327	55	77	280	445	52	17	32





YEAR-BY-YEAR TEAM PITCHING

Year	G	W-L	Pct.	SV	CG	SHO	ERA	IP	H	R	ER	BB	SO	PO	A	E	Pct.	DP
1949	19	9-10	.473				5.48	166.0	156	144	101	79	103	482	177	69	.905	18
1950	25	12-13	.480					217.2	180	104		142	156	524	290	65	.926	--
1951	25	14-11	.560					225.0	204	156		145	170	--	--	--	--	--
1952	26	13-11	.542				4.14	235.0	193	162	108	158	139	698	264	59	.942	--
1953	21	9-12	.429				3.84	173.1	161	120	74	131	132	629	199	66	.926	--
1954	22	17-5	.773				2.19	189.0	148	86	46	94	122	538	212	43	.946	--
1955	25	9-16	.360					215.2	249	191		119	133	641	230	83	.913	--
1956	23	12-11	.522				4.06	170.2	191	123	77	111	118	560	239	53	.938	--
1957	26	16-10	.615				3.24	222.0	228	132	80	106	144	665	288	53	.947	--
1958	27	19-8	.704				2.48	290.0	219	118	80	115	214	--	--	--	--	40
1959	27	15-11	.577				3.21	230.0	232	123	82	108	173	--	--	80	--	22
1960	23	15-8	.652				5.31	207.0	209	148	122	128	158	1265	601	105	.947	37
1961	25	14-11	.560				4.21	220.0	235	150	103	120	129					
1962	22	15-7	.682				2.50	205.0	186		57	108	160					
1963	25	17-8	.680				3.46	213.0	158	98	82	103	189					
1964	28	21-7	.750				2.45	246.1	177	91	67	136	179					
1965	20	13-7	.650				4.66	152.2	140	89	79	91	121					
1966	23	14-9	.609				2.65	180.0	133	77	53	79	132					
1967	42	32-10	.762		21		2.09	374.0	271	145	87	168	312					
1968	34	22-12	.647				2.52	289.0	226	109	81	154	232					
1969	37	20-17	.541				2.49	318.0	270	128	88	155	265					
1970																		
1971	39	23-16	.590				4.65	325.1	323	212	168	161	257					
1972	35	18-17	.514				3.15	303.0	305	174	106	106	186					
1973	39	20-19	.513			3	3.71	329.2	288	184	136	178	188					
1974	44	31-13	.705			5	2.88	362.1	287	154	116	206	171					
1975	45	24-21	.533		16	4	3.13	371.1	306	186	129	174	240					
1976	52	37-15	.712		18	8	2.32	399.1	318	175	103	177	299					
1977	46	28-18	.609		19	4	3.94	367.2	360	227	161	184	262					
1978	54	33-21	.611		6	2	4.13	442.0	413	294	203	257	284					
1979	42	21-21	.500		8	2	3.84	339.2	284	195	145	207	257					
1980	51	27-24	.529		9	6	3.84	421.2	412	252	180	256	221					
1981	53	27-26	.509		11	13	4.95	438.0	501	289	241	210	257					
1982	48	27-20	.573		8	5	5.90	386.0	450	312	253	231	226	--	--	89	--	42
1983	50	16-34	.320		2	11	2	6.89	407.2	524	394	312	272	1193	456	101	.942	35
1984	51	27-24	.529		6	7	2	6.21	409.0	411	341	282	321	1226	517	99	.946	36
1985	52	30-22	.577		7	13	0	5.44	426.2	515	322	258	221	1259	522	97	.948	41
1986	55	31-24	.564		10	9	2	5.13	447.1	508	313	255	193	1353	572	100	.951	40
1987	59	42-18	.700		11	7	2	4.47	483.0	514	279	240	385	1452	567	69	.967	49
1988	55	39-16	.709		14	6	9	3.13	451.1	402	205	157	181	1352	545	74	.962	40
1989	64	44-20	.668		13	11	8	3.33	540.2	545	304	235	236	1622	626	77	.967	61
1990	58	34-24	.586		8	7	5	5.09	468.1	488	321	265	265	1405	566	98	.953	44
1991	59	35-24	.593		7	7	2	4.18	495.2	495	285	230	239	1487	641	83	.962	56
1992	55	30-25	.545		13	11	5	3.43	469.0	448	226	179	219	1407	546	72	.964	35
1993	63	40-23	.635		11	9	4	3.98	538.2	518	292	238	233	1616	625	82	.965	67
1994	65	44-21	.677		14	4	3	3.85	570.0	558	291	244	211	1710	705	93	.963	50
1995	63	50-13	.794		23	7	2	3.53	565.1	541	276	222	171	1696	725	94	.963	61
1996	56	32-24	.571		8	0	3	4.74	497.0	488	318	262	235	1491	584	104	.952	39
1997	67	50-17	.746		18	4	4	4.30	591.2	568	354	283	246	1775	685	109	.958	66
1998	64	46-18	.719		8	3	4	4.74	561.2	603	342	296	202	1685	672	93	.962	69
1999	65	46-19	.708		11	4	3	4.94	570.0	634	380	313	206	1710	548	103	.956	44
2000	61	41-20	.672		8	4	1	5.31	536.0	611	381	316	227	1608	582	101	.956	42
2001	57	37-21	.638		11	2	4	4.05	509.1	538	284	229	177	1528	627	90	.960	53
2002	60	34-26	.600		9	5	4	4.85	525.1	564	324	283	165	1576	627	68	.970	59
2003	63	42-21	.667		21	2	3	4.22	559.0	564	305	262	173	1677	652	77	.968	54
2004	56	32-24	.571		11	1	3	4.81	498.0	510	320	266	203	1494	574	81	.962	32
2005	60	34-26	.567		21	1	2	3.89	535.0	547	291	231	169	1605	679	83	.965	46
2006	56	22-34	.393		9	0	1	5.15	494.2	562	354	283	214	1484	557	90	.958	43
2007	56	31-25	.554		14	1	3	4.59	506.0	550	325	258	208	1518	606	91	.959	46
2008	56	28-28	.500		13	2	2	4.86	494.1	550	316	267	167	1483	556	64	.970	44
2009	56	31-25	.554		12	0	0	6.12	497.1	648	387	338	228	1492	526	65	.969	55
2010	64	43-21	.672		16	3	2	5.00	572.1	636	386	318	220	1717	616	93	.962	46
2011	58	29-29	.500		15	2	3	5.09	518.0	599	341	293	226	1554	572	71	.968	43
2012	59	31-28	.525		14	0	3	3.92	521.1	513	276	227	184	1564	661	84	.964	52
2013	56	33-23	.589		18	2	2	3.40	492.2	458	242	186	189	1478	616	66	.969	50
2014	56	28-28	.500		8	4	5	3.34	501.2	482	228	186	167	1503	592	65	.970	51
2015	62	36-26	.581		18	3	8	3.42	547.2	517	254	208	212	1643	610	61	.974	46
2016	56	23-33	.411		5	2	4	4.57	496.1	525	304	252	196	1489	581	85	.961	46
2017	63	37-26	.587		14	2	7	4.36	562.0	559	303	272	181	1686	649	59	.975	52



STREAKS & SWEEPS

BEST OVERALL RECORD AFTER

Games	Record	Year
1	1-0	51 times
2	2-0	33 times
3	3-0	24 times
4	4-0	17 times
5	5-0	13 times
6	6-0	10 times
7	7-0	7 times
8	8-0	5 times
9	9-0	5 times
10	10-0	3 times
11	11-0	3 times
12	12-0	1997/2001
13	13-0	1997/2001
14	14-0	1997
15	15-0	1997
16	16-0	1997
17	17-0	1997
18	17-1	1997
19	18-1	1997
20	19-1	1997
21	20-1	1997
22	20-2	1997/1999
23	21-2	1997/1999
24	22-2	1997
25	23-2	1997
26	24-2	1997
27	25-2	1997
28	26-2	1997
29	27-2	1997
30	27-3	1997/1999
31	28-3	1997
32	29-3	1997
33	29-4	1995/1997
34	30-4	1995/1997
35	31-4	1995/1997
36	32-4	1995/1997
37	33-4	1995/1997
38	34-4	1995/1997
39	35-4	1995
40	36-4	1995
41	37-4	1995
42	37-5	1995
43	38-5	1995
44	39-5	1995
45	40-5	1995
46	40-6	1995
47	41-6	1995
48	42-6	1995
49	43-6	1995
50	44-6	1995
51	44-7	1995
52	45-7	1995
53	45-8	1995
54	46-8	1995
55	46-9	1995
56	46-10	1995
57	47-10	1995
58	47-11	1995
59	48-11	1995
60	49-11	1995
61	49-12	1995
62	50-12	1995
63	50-13	1995
64	49-15	1997
65	49-16	1997
66	50-16	1997
67	50-17	1997

BEST SEC RECORD AFTER

Games	Record	Year
1	1-0	12 times
2	2-0	8 times
3	3-0	4 times
4	3-1	11 times
5	4-1	6 times
6	5-1	4 times
7	6-1	1995/1999/2003
8	7-1	1995/1999/2003
9	8-1	1995
10	9-1	1995
11	10-1	1995
12	11-1	1995
13	12-1	1995
14	12-2	1995
15	13-2	1995
16	13-3	1995
17	14-3	1995
18	15-3	1995
19	16-3	1995
20	16-4	1995
21	17-4	1995
22	17-5	1995
23	18-5	1995
24	18-6	1995
25	18-7	1995
26	19-7	1995
27	19-8	1995
28	18-10	2010
29	19-10	2010
30	20-10	2010

WINNING STREAKS

ALL GAMES		
1	17	1997
2	16	1976
3	15	1967
4	14	1995
	14	1995
6	13	2001
	13	1998
	13	1978
	13	1999
10	11	2009
	11	1954

SEC GAMES		
1	10	1987
2	9	1985
	9	1958
4	8	1988
	8	1967
	8	1963
7	7	four times, most recently 1975-76

PLAINSMAN PARK		
1	21	1964-66
2	17	1996-97
3	14	1998
	14	1979
5	13	1986-87
	13	1985
	13	1974
8	12	2001
	12	1999-00

PLAINSMAN PARK-SEC

1	13	1962-63
2	12	1978-79
	12	1964-66
4	10	2001
5	8	1982
	8	1980
7	7	four times, most recently 1987

ROAD GAMES		
1	14	1995
	14	1967
3	10	1999
4	8	1976
	8	1964
	8	1959
7	7	1998
	7	1988
	7	1987
10	6	1974, 1964

SEC ROAD GAMES

1	9	1994-95
2	7	1964
3	6	1998
	6	1976
	6	1967-68
6	5	seven times, most recently 2011

LOSING STREAKS

ALL GAMES		
1	10	2006
2	9	2001
	9	1983
	9	1973-74
5	8	1955
6	7	2017
6	6	4 times, 2007, 1986 (2x), 1982

SEC GAMES		
1	18	2006-07
2	9	2009
	9	2001
4	8	1981-82
	8	1949-50
6	7	2013
	7	1991
	7	1982-83
9	6	7 times, 2017, 2016, 2011, 2007, 1992, 1983, 1979

PLAINSMAN PARK

1	6	2008
	6	2006
3	5	2007
	5	2005
	5	1983
	5	1973-74
	5	1949-50
8	4	12 times, most recently 2017

PLAINSMAN PARK-SEC

1	8	2014
2	6	2006
3	5	2009
	5	2007
	5	1983
	5	1949-50

ROAD GAMES		
1	15	1978-79
2	12	1982-83
3	11	1981-82
4	9	2006
	9	1979-80
6	8	2016

8	8	2002
	7	2011
	7	1999
	7	1986
	7	1981
	7	1955

SEC ROAD GAMES

1	13	1981-1982
2	9	1984-1985
	9	1979
4	8	1982-1983
5	7	2016
	7	2000-2001
	7	1999
8	6	six times, last in 2009

SEC SWEEPS

AUBURN HOME SWEEP VS.

Alabama	April 20-22, 2001
Arkansas	April 13-15, 2001
Florida	March 17-19, 2017
Georgia	April 23-25, 2015
Kentucky	April 12-14, 1986
LSU	April 10-11, 1982
Ole Miss	March 12-13, 1988
Miss. State	May 7-9, 2010
Missouri	Never
S. Carolina	April 4-5, 1992
Tennessee	April 27-29, 2012
Texas A&M	Never
Vanderbilt	May 3-5, 2002

AUBURN ROAD SWEEP VS.

Alabama	March 8-9, 1976
Arkansas	March 17-19, 2000
Florida	Never
Georgia	March 19-21, 2010
Kentucky	April 8-10, 2011
LSU	May 7-8, 1988
Ole Miss	May 20-22, 2010
Miss. State	March 21-22, 1987
Missouri	Never
S. Carolina	Never
Tennessee	April 14-16, 2000
Texas A&M	Never
Vanderbilt	March 19-21, 1999

AUBURN SWEPT AT HOME

Alabama	May 6-7, 2017
Arkansas	March 20-22, 2009
Florida	March 23-25, 2007
Georgia	May 12-14, 2006
Kentucky	March 28-29, 1992
LSU	May 15-17, 2014
Ole Miss	May 1-3, 2009
Miss. State	May 13-15, 2016
Missouri	Never
S. Carolina	April 20-22, 2012
Tennessee	Not after 1950
Texas A&M	Never
Vanderbilt	March 15-17, 2013

AUBURN SWEPT ON ROAD

Alabama	April 6-8, 2012
Arkansas	March 25-27, 2016
Florida	March 14-16, 2008
Georgia	May 4-6, 2012
Kentucky	April 19-20, 1968
LSU	May 11-13, 2017
Ole Miss	April 22-24, 2016
Miss. State	March 25-27, 2011
Missouri	Never
S. Carolina	April 29-May 1, 2011
Tennessee	Not after 1950
Texas A&M	March 13-15, 2015
Vanderbilt	May 19-21, 2016





YEAR-BY-YEAR LEADERS

AT BATS		
Year	Player	AB
1949	Dick Webb	74
1950	Ray Dean	109
1951	Ray Dean	106
	Dick Webb	106
1952	Bobby Jordan	107
1953	Bobby Jordan	92
1954	Jim Pyburn	88
1955	Guy Young	112
1956	Guy Young	97
1957	Lloyd Nix	112
1958	L.F. Lanier	118
1959	Benny Catchings	107
1960	Benny Catchings	104
1961	Jim Douglas	102
1962	Otis Bibb	90
	Wayne Fowler	90
1963	Otis Bibb	99
1964	Jimmy Martin	120
1965	Dink Haire	81
	Pete McKenzie	81
1966	Ralph Wells	100
1967	Pete McKenzie	175
1968	Frank Baldasare	125
1969	John Shafer	123
1970	Russ Walker	132
1971	Ken Dempsey	140
1972	Joe Haefner	130
1973	Gary Dailey	141
1974	Gary Dailey	152
	Vic Sharek	152
1975	Mickey Miller	167
1976	David Duffner	173
1977	Dom Fucci	154
	Steve Renfro	154
1978	Steve Montgomery	203
1979	Steve Montgomery	139
1980	Steve Renfro	174
1981	John Metasavage	182
1982	Doug Gilcrease	197
1983	DeWayne Friend	186
1984	Rock Wilson	193
1985	Paul Foster	201
1986	Paul Foster	217
1987	Rock Wilson	229
1988	Clark Preble	221
1989	Clark Preble	258
1990	Ted Corbin	168
1991	Brad Parker	224
1992	Brandon Moore	206
1993	Jay Waggoner	247
1994	Jay Waggoner	291
1995	Jay Waggoner	268
1996	Adam Sullivan	222
1997	Tim Hudson	273
1998	Casey Dunn	275
1999	Casey Dunn	269
	Mailon Kent	269
2000	Dominic Rich	265
2001	Javon Moran	255
2002	Javon Moran	266
2003	Javon Moran	272
2004	Josh Bell	226
2005	Tyler Johnstone	259
2006	Tyler Johnstone	229
2007	Robert Brooks	217
2008	Hunter Morris	211
2009	Trent Mummey	218
2010	Hunter Morris	272
2011	Casey McElroy	234
2012	Ryan Tella	236
2013	Ryan Tella	216
2014	Jordan Ebert	204
2015	Anfernee Grier	254
2016	Anfernee Grier	238
2017	Jonah Todd	242

RUNS		
Year	Player	R
1949	Charlie Gilbert	10
	Jack Rucker	10
1950	Ray Dean	22
1951	Ray Dean	33
1952	George Reid	20

1953	Joe Davis	17
1954	Jim Pyburn	22
1955	Byrd Whigham	31
1956	Billy Roberson	29
1957	L.F. Lanier	25
1958	L.F. Lanier	27
1959	Jim Douglas	23
1960	Jim Douglas	29
1961	Jim Douglas	32
1962	Otis Bibb	27
	Larry Nichols	27
1963	Jim Bachus	27
1964	Otis Bibb	*32
1965	Reggie Gilbert	21
1966	Pete McKenzie	22
1967	Greg Golden	31
	Scotty Long	31
1968	Rick Countryman	25
	Greg Golden	25
1969	Frank Baldasare	30
1970	NA	
1971	Ken Dempsey	37
1972	Joe Haefner	27
1973	Curt Cope	25
	Mickey Miller	25
	Vic Sharek	25
1974	Vic Sharek	40
1975	Mickey Miller	30
1976	Curt Cope	45
1977	Pat Keedy	37
1978	Dom Fucci	*58
1979	J.B. Brown	32
1980	Johnny Tutt	31
1981	Johnny Tutt	44
1982	Doug Gilcrease	58
1983	DeWayne Friend	39
1984	Rock Wilson	42
1985	Bo Jackson	55
1986	Trey Gainous	54
1987	Rock Wilson	71
1988	Clark Preble	47
1989	Chris Hart	62
	Frank Thomas	62
1990	Ted Corbin	38
1991	Andrew Albrecht	61
1992	Chris Christopher	41
1993	Jay Waggoner	54
1994	Jay Waggoner	69
1995	Mark Bellhorn	66
1996	Adam Sullivan	62
1997	Adam Sullivan	81
1998	Scott Pratt	82
1999	Mailon Kent	79
2000	Gabe Gross	83
2001	Javon Moran	54
2002	Javon Moran	59
2003	Javon Moran	53
2004	Clete Thomas	53
2005	Clete Thomas	66
2006	Tyler Johnstone	43
2007	Josh Donaldson	63
2008	Mike Bianucci	54
2009	Trent Mummey	66
2010	Hunter Morris	66
2011	Casey McElroy	46
2012	Jay Gonzalez	48
2013	Ryan Tella	42
2014	Damek Tomscha	37
2015	Anfernee Grier	41
2016	Anfernee Grier	56
2017	Jonah Todd	56

HITS		
Year	Player	H
1949	Jack Rucker	16
	Dick Webb	16
1950	Ray Dean	37
1951	Dick Webb	38
1952	Inman Veal	32
1953	Bobby Jordan	24
1954	Jim Pyburn	38
1955	Doug Dickey	40
1956	Alton Shell	35
1957	L.F. Lanier	35
1958	L.F. Lanier	39

1959	Alan Koch	36
1960	Benny Catchings	37
1961	Jim Douglas	36
1962	Larry Nichols	35
1963	Jimmy Barfield	29
1964	Jimmy Barfield	43
1965	Frank Fryer	28
1966	Frank Fryer	35
1967	Scotty Long	49
	George Simmons	49
1968	Frank Baldasare	*45
1969	John Shafer	39
1970	Russ Walker	40
1971	Joey Martin	55
1972	Andy Merchant	47
1973	Mark Hatchett	43
	Mickey Miller	43
1974	Vic Sharek	56
1975	Mickey Miller	54
1976	Mickey Miller	53
1977	Steve Renfro	53
1978	Dom Fucci	71
1979	Robert Sorrell	53
1980	Johnny Tutt	50
	Darryl Wilks	50
1981	Johnny Tutt	63
1982	Doug Gilcrease	76
1983	DeWayne Friend	54
1984	Rock Wilson	62
1985	Paul Foster	87
1986	Paul Foster	86
1987	Rock Wilson	85
1988	Clark Preble	78
1989	Clark Preble	88
1990	Tim Edge	62
1991	Jeff Leatherman	78
1992	Brannen Veal	68
1993	Brandon Moore	84
	Cliff Shanks	84
1994	Jay Waggoner	*119
1995	Jay Waggoner	87
1996	Adam Sullivan	70
1997	Tim Hudson	108
1998	Scott Pratt	105
1999	Casey Dunn	102
	Mailon Kent	102
2000	Todd Faulkner	105
2001	Mailon Kent	84
2002	Javon Moran	97
2003	Tug Hulett	93
2004	Clete Thomas	71
2005	Tyler Johnstone	85
2006	Tyler Johnstone	76
2007	Josh Donaldson	75
2008	Hunter Morris	74
2009	Trent Mummey	63
2010	Hunter Morris	105
2011	Casey McElroy	87
2012	Ryan Tella	85
2013	Garrett Cooper	67
2014	Jordan Ebert	72
2015	Anfernee Grier	82
2016	Anfernee Grier	87
2017	Jonah Todd	91

BATTING AVERAGE		
Year	Player	AVG
1949	Emmett McAfee	.306
1950	Ray Dean	.339
1951	Dick Webb	.358
1952	Gene Hoehle	.345
1953	Jimmy Powell	.322
1954	Jim Pyburn	.432
1955	Doug Dickey	.381
1956	Alton Shell	.380
1957	L.F. Lanier	.372
1958	Pat Duke	.347
1959	Alan Koch	.419
1960	Benny Catchings	.356
1961	Jim Douglas	.353
1962	Larry Nichols	.412
1963	Jimmy Barfield	.363
1964	Jimmy Barfield	.374
1965	Frank Fryer	.373
1966	Frank Fryer	.361

1967	Greg Golden	346
1968	Frank Baldasare	360
1969	John Shafer	317
1970	Russ Walker	303
1971	Joey Martin	*417
1972	Andy Merchant	376
1973	Mickey Miller	331
1974	Vic Sharek	368
1975	Mickey Miller	323
1976	Richie Howard	383
1977	Steve Renfro	344
1978	Dom Fucci	401
1979	Robert Sorrell	398
1980	Johnny Tutt	313
1981	Johnny Tutt	371
1982	Doug Gilcrease	386
1983	DeWayne Friend	290
1984	Rock Wilson	321
1985	Paul Foster	*433
1986	Paul Foster	396
1987	Rock Wilson	371
1988	Frank Thomas	*385
1989	Frank Thomas	*403
1990	Tim Edge	*387
1991	Andrew Albrecht	361
1992	Brannen Veal	332
1993	Cliff Shanks	391
1994	Jay Waggoner	409
1995	Shawn McNally	396
1996	Dallon Ruch	369
1997	Adam Sullivan	396
1998	Scott Pratt	407
1999	Casey Dunn	379
	Mailon Kent	379
2000	Gabe Gross	*430
2001	Mailon Kent	350
2002	Javon Moran	365
2003	Tug Hulett	373
2004	Clete Thomas	329
2005	Karl Aronite	365
2006	Mike Bianucci	359
2007	Josh Donaldson	349
2008	Hunter Morris	351
2009	Justin Hargett	330
2010	Hunter Morris	386
2011	Casey McElroy	372
2012	Ryan Tella	360
2013	Garrett Cooper	354
2014	Jordan Ebert	353
2015	Anfernee Grier	323
2016	Joshua Palacios	385
2017	Jonah Todd	376

HOME RUNS		
Year	Player	HR
1949	Charlie Gilbert	3
1950	Charlie Gilbert	1
	Gene Hoehle	1
	Bill Logan	1
1951	Charlie Gilbert	5
1952	Bill McMurry	3
1953	Billy Ray Roberson	2
	Howell Tubbs	2
1954	Jim Pyburn	4
1955	Guy Young	3
1956	Howell Tubbs	5
1957	Jackie Burkett	2
	Pat Duke	2
	Rex Frederick	2
	Lloyd Nix	2
1958	Pat Duke	3
	Rex Frederick	3
	Shot Johnston	3
1959	Morris Savage	2
1960	Bill Breakfield	4
1961	Larry Nichols	7
1962	Bill Breakfield	4
	Wayne Fowler	4
	Larry Nichols	4
1963	Jim Bachus	2
1964	Jim Bachus	2
	Jimmy Barfield	2
1965	Frank Fryer	3
1966	Ray Cox	5
	Scotty Long	5



YEAR-BY-YEAR LEADERS

Table of Year-by-Year Leaders for RBIs, listing years from 1967 to 2017 and player names with their respective RBI counts.

RUNS BATTED IN

Table of Year-by-Year Leaders for RBIs, listing years from 1949 to 1965 and player names with their respective RBI counts.

Table of Year-by-Year Leaders for Stolen Bases, listing years from 1966 to 2017 and player names with their respective stolen base counts.

STOLEN BASES

Table of Year-by-Year Leaders for Stolen Bases, listing years from 1949 to 1971 and player names with their respective stolen base counts.

Table of Year-by-Year Leaders for Wins, listing years from 1972 to 2017 and player names with their respective win counts.

WINS

Table of Year-by-Year Leaders for Wins, listing years from 1949 to 1973 and player names with their respective win counts.

Table of Year-by-Year Leaders for ERA, listing years from 1974 to 2017 and player names with their respective ERA values.

ERA

Table of Year-by-Year Leaders for ERA, listing years from 1949 to 1973 and player names with their respective ERA values.





YEAR-BY-YEAR LEADERS

1974	Terry Leach	*1.30
1975	Joe Beckwith	1.97
1976	Robert Hudson	1.74
1977	Joe Beckwith	1.69
1978	Scott Roney	2.56
1979	Dana Becton	3.19
1980	Phil Constan	1.84
1981	Phil Deriso	3.79
1982	Gary Smith	3.33
1983	Ward Yerby	5.11
1984	Mark Chapman	3.44
1985	Greg Jacobson	4.73
1986	Stacy Jones	4.16
1987	Gregg Olson	*1.26
1988	Gregg Olson	*2.00
1989	Tommy Youngblood	2.62
1990	Mark Fuller	3.76
1991	Brian Senn	2.62
1992	John Powell	2.54
1993	Scott Sullivan	2.55
1994	John Powell	2.22
1995	Chris Morrison	2.70
1996	Tim Hudson	3.25
1997	Tim Hudson	2.97
1998	Colter Bean	3.56
1999	Brent Schoening	3.32
2000	Colter Bean	3.29
2001	Hayden Gliemmo	2.77
2002	Arnold Hughey	3.91
2003	Levale Speigner	2.42
2004	Chris Dennis	2.61
2005	John Madden	*1.77
2006	Johnny Thompson	2.95
2007	Scott Shuman	2.00
2008	Evan Crawford	2.42
2009	Austin Hubbard	4.20
2010	Austin Hubbard	2.44
2011	Derek Varnadore	3.68
2012	Daniel Koger	3.19
2013	Conner Kendrick	2.13
2014	Keegan Thompson	2.01
2015	Justin Camp	2.33
2016	Casey Mize	3.52
2017	Casey Mize	2.04

STRIKEOUTS

Year	Player	SO
1949	George Hill	41
1950	Bill Letchworth	46
1951	Bill Letchworth	78
1952	Buck Bradberry	85
1953	Paul Susce	53
1954	Paul Susce	57
1955	Paul Susce	70
1956	Paul Susce	56
1957	Wynton Overstreet	34
1958	Alan Koch	35
1959	Porter Gilbert	54
1960	Alan Koch	88
1961	Jim Boyd	44
1962	Jim Boyd	54
1963	Jim Overton	101
1964	Duke Shackelford	54
1965	Montie Sharpe	67
1966	Q.V. Lowe	65
1967	Q.V. Lowe	*123
1968	Tommy Smith	*89
1969	Rick Eisenacher	90
1970	NA	
1971	Earl Nance	65
1972	Jack Van Yperen	60
1973	Jim Handley	41
	Bill Lawrence	41
1974	Davis May	58
1975	Davis May	72
1976	Robert Hudson	73
1977	Joe Beckwith	99
1978	Mark Shiflett	61
1979	Mark Shiflett	61
1980	Mark Shiflett	45
1981	Phil Deriso	58
1982	Ward Yerby	44
1983	Ward Yerby	60
1984	Stuart Tate	73
1985	Mark Chapman	51

1986	Mark Chapman	78
1987	Gregg Olson	96
1988	Gregg Olson	113
1989	Scott Renner	92
1990	Mike Ferry	88
1991	John Powell	121
1992	John Powell	120
1993	John Powell	*191
1994	John Powell	130
1995	Ryan Halla	148
1996	Bryan Hebson	91
1997	Tim Hudson	*165
1998	Brent Schoening	111
1999	Brent Schoening	151
2000	Chris Bootcheck	101
2001	Eric Brandon	61
2002	Levale Speigner	61
2003	Arnold Hughey	85
2004	Arnold Hughey	79
2005	Arnold Hughey	80
2006	Evan Crawford	55
2007	Brett Butts	54
	Paul Burnside	54
	Taylor Thompson	54
2008	Grant Dayton	79
2009	Grant Dayton	69
2010	Grant Dayton	69
2011	Derek Varnadore	74
2012	Derek Varnadore	63
2013	Conner Kendrick	75
2014	Keegan Thompson	73
2015	Cole Lipscomb	91
2016	Casey Mize	59
2017	Casey Mize	109

INNINGS PITCHED

Year	Player	IP
1949	George Hill	57.2
1950	George Hill	56.2
1951	Bill Letchworth	92.2
1952	Buck Bradberry	83.0
1953	Paul Susce	54.0
1954	Paul Susce	64.0
1955	Paul Susce	74.0
1956	Paul Susce	73.2
1957	Henry Dumas	44.0
1958	Alan Koch	81.0
	Red Roberts	81.0
1959	Porter Gilbert	58.0
	Lloyd Nix	58.0
1960	Alan Koch	81.0
1961	Jim Boyd	71.0
1962	Jim Boyd	63.0
1963	Jim Overton	101.1
1964	Jimmy Crysel	74.2
1965	Montie Sharpe	72.1
1966	Q.V. Lowe	85.0
1967	Q.V. Lowe	128.0
1968	Tommy Smith	81.1
1969	Rick Eisenacher	82.0
1970	NA	
1971	Earl Nance	75.0
1972	Jack Van Yperen	87.0
1973	Bill Lawrence	92.0
1974	Davis May	97.0
1975	Davis May	85.1
1976	Robert Hudson	114.0
1977	Joe Beckwith	101.1
1978	Scott Roney	95.0
1979	Mark Shiflett	62.0
1980	Phil Deriso	78.2
1981	Phil Deriso	90.1
1982	Lance Long	67.1
1983	Ward Yerby	107.1
1984	Charlie Smith	71.1
1985	Mark Chapman	83.2
1986	Mark Chapman	99.0
1987	Stacy Jones	110.1
1988	Scott Renner	87.1
1989	Scott Renner	120.0
1990	Jason Harkins	91.0
1991	John Powell	101.0
1992	John Powell	109.7
1993	John Powell	141.0
1994	Kevin Humphreys	142.2

1995	Ryan Halla	146.2
1996	Bryan Hebson	100.1
1997	Tim Hudson	118.1
1998	Hayden Gliemmo	118.1
1999	Brent Schoening	138.1
2000	Chris Bootcheck	122.0
2001	Levale Speigner	113.1
2002	Levale Speigner	104.1
2003	Arnold Hughey	102.0
2004	Arnold Hughey	96.1
2005	Arnold Hughey	98.2
2006	Evan Crawford	78.2
2007	Bryan Woodall	70.2
2008	Grant Dayton	81.0
2009	Grant Dayton	73.0
2010	Grant Dayton	95.0
2011	Derek Varnadore	88.0
2012	Derek Varnadore	87.2
2013	Michael O'Neal	89.0
2014	Dillon Ortman	100.0
2015	Cole Lipscomb	92.2
2016	Justin Camp	81.1
2017	Keegan Thompson	93.1

SAVES

Year	Player	SV
1978	Scott Roney	4
1979	Phil Deriso	3
	Bill Latham	3
1980	Mark Shiflett	5
1981	Phil Deriso	6
1982	Lance Long	3
	Marc Saucedo	3
1983	Lance Long	2
1984	Tim McLain	4
1985	Greg Jacobson	3
1986	Stacy Jones	3
	Ron Siwa	3
1987	Gregg Olson	10
1988	Gregg Olson	10
1989	Mike Ferry	8
1990	Mike Ferry	4
1991	Scott Sullivan	4
1992	Alec Newi	3
	Brian Senn	3
1993	Scott Sullivan	5
1994	Ryan Halla	7
1995	Finley Woodward	*19
1996	Tim Hudson	3
1997	Finley Woodward	8
1998	Colter Bean	7
1999	Colter Bean	8
2000	Colter Bean	5
2001	Eric Brandon	5
2002	Cory Dueitt	4
2003	Steven Register	*16
2004	Steven Register	8
2005	Michael Nix	*13
2006	Luke Greinke	6
2007	Brett Butts	6
2008	Bryan Woodall	11
2009	Austin Hubbard	12
2010	Austin Hubbard	10
2011	Ethan Wallen	5
2012	Justin Bryant	7
2013	Terrance Dedrick	10
2014	Terrance Dedrick	4
2015	Justin Camp	8
2016	Gordon Cardenas	2
2017	Cole Lipscomb	6

* SEC Leader

AUBURN TRIPLE CROWN WINNERS

1962	Larry Nichols
1965	Frank Fryer
1968	Frank Baldasare
1976	Richie Howard
1983	DeWayne Friend
1988	Frank Thomas
1989	Frank Thomas
1990	Tim Edge
1992	Brannen Veal
1999	Casey Dunn
2005	Karl Amonite
2010	Hunter Morris
2011	Casey McElroy
2013	Garrett Cooper

AUBURN PITCHING TRIPLE CROWN WINNERS

1951	Bill Letchworth
1952	Buck Bradberry
1954	Paul Susce
1956	Paul Susce
1960	Alan Koch
1961	Jim Boyd
1963	Joe Overton
1965	Monty Sharpe
1966	QV Lowe
1972	Jack Van Yperen
1973	Bill Lawrence
1976	Robert Hudson
1977	Joe Beckwith
1981	Phil Deriso
1987	Gregg Olson
1997	Tim Hudson
1999	Brent Schoening
2011	Derek Varnadore
2017	Casey Mize



TEAM & INDIVIDUAL SUPERLATIVES

AUBURN'S SEC/NCAA LEADERS

SEC BATTING			SEC PITCHING		
AVERAGE			WINS		
1971	Joey Martin	.417	1963	Joe Overton	8
1985	Paul Foster	.433	1964	Jimmy Crysel	9
1988	Frank Thomas	.385	1967	Q.V. Lowe	15
1989	Frank Thomas	.403	1993	John Powell	15
1990	Tim Edge	.387	1995	Ryan Halla	16
2000	Gabe Gross	.430	1997	Tim Hudson	15
			1998	Hayden Gliemmo	13
			1999	Hayden Gliemmo	13
				Brent Schoening	13
HITS			EARNED RUN AVERAGE		
1968	Frank Baldasare	45	1963	Joe Overton	1.26
1994	Jay Waggoner	119	1965	Mike Sharpe	1.79
			1968	George Simmons	1.25
			1974	Terry Leach	1.30
			1987	Gregg Olson	1.27
			1988	Gregg Olson	2.00
			2005	John Madden	1.77
RUNS			STRIKEOUTS		
1964	Otis Bibb	30	1967	Q.V. Lowe	123
1978	Dom Fucci	58	1968	Tony Smith	81
			1993	John Powell	191
			1997	Tim Hudson	165
HOME RUNS			SAVES		
1967	Scotty Long	11	1995	Finley Woodard	19
1982	Doug Gilcrease	17	2003	Steven Register	16
1987	Frank Thomas	*21	2005	Michael Nix	13
2010	Hunter Morris	23			
			* - Tied for SEC lead		
TRIPLES			INDIVIDUAL NCAA LEADERS		
1964	Jimmy Barfield	6	TRIPLES PER GAME		
1965	Frank Fryer	5	1965	Frank Fryer	0.26
1973	Mark Hatchett	5	TOTAL BASES		
1980	Johnny Tutt	*5	2010	Hunter Morris	202
1984	Rock Wilson	*7	EARNED RUN AVERAGE		
1986	Trey Gainous	10	1987	Gregg Olson	1.26
1987	Rock Wilson	7	STRIKEOUT-TO-WALK RATIO		
1998	Scott Pratt	8	2017	Casey Mize	12.11
2005	Clete Thomas	6	STRIKEOUT RATIO (k/9 inn.)		
2017	Jonah Todd	*5	1965	Frank Fryer	0.26
			VICTORIES		
			1997	Tim Hudson	15
			SAVES		
			2003	Steven Register	16
			TEAM NCAA LEADERS		
			HOME RUNS		
			2010		131
			HOME RUNS PER GAME		
			2010		2.05
			SLUGGING PERCENTAGE		
			2010		.591

NO-HITTERS & PERFECT GAMES

MARCH 19, 2002

Score Auburn 9, UAB 2
 Feat Combined No-hitter
 Individuals Mike Mueller [2.0], Lee Carter [1.0], Brandon Channell [1.0], Reid Price [1.0], Andrew Skinner [1.0], Arnold Hughey [1.0], Ken Clayton [1.0], Cory Dueitt [0.2], Sean Jones [0.1]
 Notes: NCAA Division I record nine pitchers combined to no-hit UAB ... Six base runners on the evening ... One hit batter in the second inning along with two walks and three Auburn errors in the ninth inning ... Only four balls hit out of the infield.

MARCH 2, 2002

Score Auburn 9, Murray State 0
 Feat Perfect Game
 Individual Eric Brandon [9.0]
 Notes Retires all 27 batters faced, while striking out a career-high 12 batters ... First Auburn pitcher and first Southeastern Conference pitcher since 1963 (39 years) to toss a nine-inning perfect game ... Threw 94 pitches, including 69 for strikes ... Brandon's parents both hail from Murray, Ky., and graduated from Murray State.

APRIL 30, 1991

Score Auburn 14, LaGrange 0 [7 inn.]
 Feat Perfect Game
 Individual Jason Johnson [7.0]

MARCH 11, 1979

Score Auburn 10, Clemson 1
 Feat Combined No-Hitter
 Individuals Dan Becton [6.0], Phil Deriso [3.0]

FEBRUARY 26, 1976

Score Auburn 5, Houston 0 [7 inn.]
 Feat No-hitter
 Individual Joe Beckwith [7.0]
 Notes No-hitter came in the season opener.

APRIL 4, 1948

Score Auburn 6, Tennessee 0
 Feat No-hitter

APRIL 2, 1937

Score Auburn 17, Troy 2
 Feat No-hitter

APRIL 18, 1936

Score Auburn 3, Georgia 0
 Feat No-hitter
 Notes First known no-hitter in Auburn history.





HOME RUN RECORDS

GRAND SLAMS (since 1979)

Date	Player	Opponent	Pitcher (R/L)	Inn.
4/1/79	Pat Keedy	Alabama	Ben Flagler	7th
1979	Tim Rowell	Fairfield	Joe Cizynski	1st
4/10/82	John Metasavage	LSU	Bill Donathon	2nd
4/14/82	Magentale	at Columbus College	Givens	1st
5/11/982	Bob Berry	at Georgia State	Tracy Dean	5th
4/6/85	Tim Lemmons	at Alabama	Greg Hibbard (L)	7th
4/7/85	Tim Lemmons	at Alabama	Mike Sodder (L)	3rd
5/2/85	Paul Foster	Alabama (Dothan)	Jeff Oyster (R)	5th
3/1086	Paul Foster	RICHMOND	Jim Merritt (R)	7th
3/12/86	Mark Sayers	at UAB	Chris Murdock (R)	6th
3/29/86	Mark Sayers	at Vanderbilt [Gm 1]	John Parke (R)	2nd
5/1/86	Tony Haney	Alabama (Dothan)	Todd Poelstra (L)	6th
2/25/87	Frank Thomas	at UAB	Chris Murdock (R)	6th
3/8/87	Frank Thomas	at Samford	Rex Tuckler (L)	3rd
5/2/87	T. Youngblood	at Tennessee	Ron Morton (R)	9th
3/6/88	Jeff Livesey	at Vanderbilt	Mike McLochlin (R)	9th
3/20/88	Jeff Livesey	at Georgia	Phil Willis (R)	5th
3/31/88	Jeff Livesey	RIDER	Kenny Kremer (L)	8th
5/20/89	Joe Siwa	W. CAROLINA	Paul Menhart (R)	3rd
4/1/90	Mickey Tomey	at LSU	Jason Wall (L)	7th
2/8/91	Andrew Albrecht	W. CAROLINA	Jeff Graham (R)	2nd
3/4/91	Jeff Leatherman	APPALACHIAN ST.	Gary Davis (R)	8th
4/12/92	Chris Holland (ITP)	at Arkansas	Brent Birch (L)	3rd
3/5/93	Mark Bellhorn	TAMPA	Keith LeBrecque (R)	6th
3/5/94	Kevin Chabot	JACKSONVILLE ST.	Tony Shaver (R)	1st
4/11/94	Ken Key	ETSU	Todd Anderson (R)	3rd
3/17/95	Mark Bellhorn	E. MICHIGAN	Tim Tessmar (L)	8th
3/19/95	Kevin Chabot	E. MICHIGAN	Mark Rutherford (R)	3rd
2/17/96	Josh Etheredge	VMI [Gm. 1]	Danny Hughes (R)	3rd
3/5/96	Josh Etheredge	UNC-G'BORO	Jonathan Jackson (R)	5th
4/26/96	Josh Etheredge	at Ole Miss	Charles Barbour (R)	7th
3/4/97	Josh Etheredge	Samford (Vestavia)	Glen Criswell (R)	6th
3/21/97	Adam Sullivan	GEORGIA	Chris Hall (R)	7th
3/2397	Josh Etheredge	GEORGIA	Dough Bridges (L)	1st
3/25/97	Casey Dunn	at UAB	Scott Beyer (R)	5th
5/9/97	Tim Hudson	OLE MISS	Dan DeYoung (R)	9th
2/1098	Jamie Kersh	WINTHROP	Aaron Sundsma (R)	9th
3/22/98	Josh Etheredge	at Georgia	Matt Hanson (R)	6th
5/9/98	Casey Dunn	at Alabama	Matt Bernard (R)	9th
2/11/00	Mailon Kent	FURMAN	Mike Dugan (L)	7th
3/12/00	Todd Faulkner	SOUTH CAROLINA	Jamie Paston (R)	8th
3/19/00	Jonathan Schuerholz	at Arkansas	Mitch Tisher (R)	7th
4/2/00	Brett Burnham	LSU	Heath McMurray (R)	5th
4/29/00	Mailon Kent	at Florida	Eddie Rojas (L)	6th
5/6/00	Jonathan Schuerholz	at Alabama	Brice Heath (R)	8th
5/27/00	Mailon Kent	vs. Stetson	Charles Aulet (R)	4th
2/10/01	Gabe Gross	CAMPBELL [Gm. 1]	Rob Finch (R)	3rd
5/11/01	Gabe Gross	at LSU	Billy Brian (R)	6th
5/31/02	Sean Gamble	vs. Florida Atlantic	Travis NeSmith (R)	2nd
3/22/03	Karl Amonite	at Kentucky	Galvin (R)	7th
4/13/03	Josh Bell	at Mississippi State	Ramsey (R)	5th
5/31/03	Scott Schade	CLEMSON	Walker (R)	8th
4/23/05	Jeff Boutwell (ITP)	FLORIDA	Alan Horne (R)	1st
2/26/06	Mike Bianucci	ELON	Justin Bors (R)	4th
4/15/06	Jeff Boutwell	MISSISSIPPI STATE	Josh Johnson (R)	4th
2/11/07	Eric Skinner	at South Alabama	Nabors (R)	1st
4/6/07	Robert Brooks	at LSU	Furbush (L)	3rd
5/17/07	Joseph Sanders	at Kentucky	Rusin (L)	4th
3/25/08	Joseph Sanders	SAMFORD	Vanfleteren (R)	4th
3/18/09	Trent Mummey	CHAS. SOUTHERN	Deighan (R)	8th
3/24/09	Joseph Sanders	at Samford	Vanderheiden (R)	6th
4/28/09	Ben Jones	TROY	Mathers (L)	5th
3/21/10	Hunter Morris	at Georgia	Tanner (R)	6th
4/9/10	Trent Mummey	LSU	Bradshaw (R)	8th
5/15/10	Trent Mummey	TENNESSEE	Blount (R)	3rd
2/22/11	Tony Caldwell	JACKSONVILLE STATE	Watts (L)	1st
3/19/11	Kevin Patterson	ARKANSAS	Moore (R)	4th
5/20/11	Tony Caldwell	at Tennessee	Saberhagen (L)	9th
3/17/12	Zach Alvord	at Ole Miss	Ellis (R)	8th
5/8/12	Zach Alvord	Presbyterian	White (L)	6th
4/11/17	Dylan Ingram	at Samford	Greer (R)	2nd
4/18/17	Luke Jarvis	at Kennesaw State	Wilkes (R)	4th
4/29/17	Dylan Ingram	at Mississippi State [Gm. 1]	Plumlee (R)	4th

ITP - Inside-the-park HR

LEADOFF HOME RUNS (since 1979)

Date	Player	Opponent
4/27/81	Barry Panter	Montevallo
3/20/82	Neal Mitchell	Mississippi St.
4/15/82	Neal Mitchell	Columbus College
3/30/84	Rock Wilson	Troy State
2/22/86	Bo Jackson	Clemson
3/14/87	Rock Wilson	Georgia
4/25/87	Rock Wilson	Alabama
4/26/89	Chris Hart	UAB
4/30/89	Chris Hart	Tennessee
5/14/89	Chris Hart	Georgia
2/11/90	Chris Hart	Western Carolina
2/10/91	Mike Killimett	Western Carolina
3/31/96	Adam Sullivan	Kentucky
4/23/96	Adam Sullivan	Marshall
4/22/97	Adam Sullivan	Marshall
2/16/00	Mailon Kent	UAB
3/17/02	Javon Moran	Kentucky
3/4/08	Luke Greinke	Davidson
3/18/08	Trent Mummey	at Troy
4/13/08	Trent Mummey	South Carolina
3/6/09	Trent Mummey	Brown
3/7/09 [G2]	Trent Mummey	Brown
3/11/09	Trent Mummey	Western Kentucky
3/18/09	Trent Mummey	Charleston Southern
5/17/14	Anfernee Grier	LSU
4/19/16	Anfernee Grier	Alabama St.

WALK-OFF HOME RUNS (since 1979)

Date	Player	Opponent
3/8/80 [13th]	Doug Gilcrease	Mississippi St.
3/9/80 [11th]	Steve Renfroe	Mississippi St.
4/26/80	Steve Renfroe	Ole Miss
5/3/80	Rodney Rushing	Alabama
3/18/82	Rodney Dallar (10th)	Austin Peay
5/4/82	Bob Berry	Troy State
4/5/83 [11th]	DeWayne Friend	Jacksonville St.
4/12/85 [G2]	Bo Jackson	Mississippi St.
3/13/85	Tim Lemons	Virginia
2/18/87 [11th]	Tony Haney	Huntington
5/24/97	David Ross	at Florida State
2/10/98	Jamie Kersh	Winthrop
2/7/03	Sean Gamble	VCU
2/20/04	Josh Bell (10th)	Boston College
2/6/05	Clete Thomas	Hofstra
2/17/06	Mike Bianucci	Hofstra
3/14/07	Josh Donaldson	VMI
2/20/09	Justin Hargett	Elon
4/10/09 [11th]	Justin Hargett	Florida
2/26/10 [10th]	Brian Fletcher	Boston College
2/15/13	Damek Tomscha	Maine
4/2/17	Conor Davis	South Carolina

BACK-TO-BACK HOME RUNS (since 1979)

Date	Players	Opponent	Inn.
3/17/79	J.B. Brown-Steve Montgomery	at Mississippi St.	5th
3/24/81	Bob Berry-Dav. Magentale-Mike Swaim	at SE Louisiana	7th
5/5/82	Bob Berry-Rodney Dallar	Livingston	5th
4/13/83	Paul Foster-Bo Jackson	at Ala. Christian	5th
4/14/83	David Miller-Bob Berry	at Georgia Tech	1st
3/30/84	Kevin Henry-Kevin Jordan	at Troy State	4th
3/30/84	Donnie Thomas-DeWayne Friend	at Troy State	5th
4/19/84	Donnie Thomas-DeWayne Friend	Fla. Int'l	2nd
3/1985	Bo Jackson-Mark Sayer	at Troy State	8th
3/23/85	Paul Foster-Bo Jackson	Ole Miss	3rd
4/2/85	Paul Foster-Bo Jackson	at Georgia	8th
3/29/86	Mark Sayers-Paul Foster	at Vanderbilt	2nd
5/16/87	Kevin Henry-Frank Thomas	Mississippi St.	4th
3/31/91	Brad Parker-Brannen Veal	LSU	3rd
2/26/94	Dallan Ruch-Kevin Chabot	MTSU	6th
3/2/94	Mark Bellhorn-Brandon Moore	Troy State	1st
3/22/95	Jay Waggoner-Mark Bellhorn	at UAB	6th
4/10/95	Kirby Clark-Josh Etheredge	at MTSU	3rd
4/15/95	Dallan Ruch-Kirby Clark	Arkansas	4th
5/6/95	Mark Bellhorn-Shawn McNally	at LSU	4th
3/25/97	Tucker Dearth-Jamie Kersh	at UAB	6th



TEAM & INDIVIDUAL SUPERLATIVES

Table with 2 columns: Date and Player Name. Lists players from 4/9/97 to 2/28/15.

Table with 2 columns: Opponent and Rank. Lists opponents like VMI, UNC Charlotte, VCU, Alabama, etc.

20-RUN GAMES

AUBURN'S

Table listing 20-run games for Auburn's and Opponent's. Includes dates and opponents like TROY, VANDERBILT, GEORGIA TECH, etc.

FIVE-HIT GAMES (Since 1974)

Table with 4 columns: Player (Yr), AB, Opponent, Date. Lists players and their five-hit games from 1974 to 2016.

OPPONENT'S

Table listing 20-run games for Opponent's. Includes dates and opponents like FLORIDA, HUNTINGDON, ALABAMA, etc.





THE LAST TIME...

BATTING SUPERLATIVES

5 hits in a game
 6 hits in a game
Reached base 6 times
Dylan Ingram vs. Alabama [3-6, 3 BB] (5/7/17)

4 runs in a game
 5 runs in a game
 6 runs in a game
Dylan Ingram at #7 Mississippi State (4/28/17)
 Casey McElroy vs. Troy (4/28/09) never

10-game hitting streak
15-game hitting streak
 20-game hitting streak
 25-game hitting streak
 30-game hitting streak
Dylan Ingram, 13 games, (April 29-May 23)
Jonah Todd, 16 games, (April 8-May 7)
 A. Grier, 22 games, (May 31, 2015-March 22, 2016)
 Justin Fradejas, 27 games (March 23-May 7, 2010)
 Casey Dunn, 31 games (Feb. 22 [G1]-April 15, 1997)

3 doubles in a game
 4 doubles in a game
 Jordan Ebert vs. Southern (2/26/16)
 Ken Dempsey vs. Georgia (1971)

2 triples in a game
 3 triples in a game
 Jay Gonzalez vs. Alabama State (2/28/12) never

2 home runs in one game
 3 home runs in one game
 Anfernee Grier at #12 Vanderbilt (5/21/16)
 Tony Caldwell at Kentucky (4/9/11)

8 RBI in a game
 9 RBI in a game
 10 RBI in a game
 Justin Bryant at Georgia (3/19/10)
 Hunter Morris at Georgia (3/21/10)
 Bob Berry vs. Huntington (4/15/82)

Grand slam home run
 Inside-the-park home run
 HR to begin game
 Two HR in one inning
 HR in consecutive at bats
 HR in three consecutive at bats
 HR in consecutive games
 HR in three consecutive games
 HR in three consecutive SEC games
 HR in four consecutive games
 HR in four consecutive SEC games
 HR in five consecutive games
 HR in five consecutive games
Walk-off HR
Pinch-hit HR
 Pinch-hit Grand Slam
 HR in first at-bat of season
HR in both games of DH
Dylan Ingram at #7 Mississippi St. (G1 - 4/29/17)
 Ryan Tella vs. College of Charleston (2/23/13)
 Anfernee Grier vs. Alabama State (4/19/16)
 Dan Glevenyak at Jacksonville State (8th) (5/7/13)
 Anfernee Grier at #12 Vanderbilt (5/21/16)
 Brian Fletcher vs. South Alabama (4/15/09)
 Anfernee Grier (3/20-22/16)
 Damek Tomscha (3/9-12/14)
 Trent Mummy (4/17-23/10)
 Joseph Sanders (5/10-15/08)
 Mike Bianucci (5/2-9/08)
 Tim Lemons (4/6-10/85)
Conor Davis vs. # 6 South Carolina (4/2/17)
Conor Davis [9th, walk off] vs. # 6 South Carolina (4/2/17)
 Heath Higgins at Arkansas [9th] (3/19/00)
 Jordan Ebert vs. Binghamton (2/13/15)
Dylan Ingram at #7 Mississippi St. (4/29/17)
 Clete Thomas [3B, 1B, 1B, HR, 2B] vs. Arkansas (4/3/05)

Hit for the cycle
 Clete Thomas [3B, 1B, 1B, HR, 2B] vs. Arkansas (4/3/05)

Hit from both sides of plate in same inning
Two hits in same inning
 Justin Hargett vs. Davidson (Gm 2) [4th] (3/3/10)
Jonah Todd at Samford (4/11/17)
 Anfernee Grier vs. Southern (2/26/16)

Stole home
Stole two bases in a game
 Stole three bases in a game
Bo Decker vs. Samford (2) (2/28/17)
 Dan Glevenyak at Alabama (4) (4/11/14)

Hit by a pitch 2+ times in a game
 Hit by a pitch 3+ times in a game
 22 vs. Alcorn State (2/21/12)
 26 vs. Troy (4/28/09)
 32 vs. Troy (3/2/94)

Scored 20 or more runs
 Scored 25 or more runs
 Scored 30 or more runs
5, at #7 Mississippi St. (4th) (G2, 4/29/17)
7, at #7 Mississippi St. (4th) (G1, 4/29/17)
7, at #7 Mississippi St. (4th) (G1, 4/29/17)
8, vs. #16 Arkansas (3rd) (4/21/17)
12, at Kennesaw State (4th) (4/18/17)
12, at Kennesaw State (4th) (4/18/17)
 11 vs. Furman [5th] (2/12/00)
 vs. Coppin State (3/18/14)

Recorded 15 or more hits
 Recorded 20 or more hits
16, vs. Alabama (5/7/17)
 22, vs. Alabama State (3/22/16)

Hit 3 or more home runs in an inning
Hit 3 or more home runs in a game
 Hit 5 or more home runs in a game
 Hit more than 5 home runs in a game
 Hit back-to-back home runs
 Hit back-to-back-to-back home runs
 B. Fletcher, H. Morris & K. Patterson vs. Mississippi State (5th) (5/8/10)

Had 5+ doubles
Had 6+ doubles
Had 7+ doubles
Had 8+ doubles
 Had 9+ doubles
vs. Ole Miss (5) (5/19/17)
vs. #16 Arkansas (8) (4/23/17)
vs. #16 Arkansas (8) (4/23/17)
vs. #16 Arkansas (8) (4/23/17)
 vs. Tennessee (10) (5/15/10)

Stole 5+ bases in a game
 Stole 6+ bases in a game
 Stole 7+ bases in a game
 Stole 8+ bases in a game
 6, vs. Alabama A&M (3/2/16)
 6, vs. Alabama A&M (3/2/16)
 7, vs. Presbyterian (5/8/12)
 8, vs. Alcorn State (2/22/17)

Walked 10+ times
 Did not strike out in a game
16, vs. Alabama (5/7/17)
 vs. Belmont (3/11/12)

PITCHING SUPERLATIVES

INDIVIDUAL
 Nine-inning no-hitter
 Nine-inning no-hitter (combined)
 Eric Brandon vs. Murray State (3/2/02)
 Mike Mueller [2.0], Lee Carter [1.0], Brandon Channell [1.0], Reid Price [1.0], Andrew Skinner [1.0], Arnold Hughey [1.0], Ken Clayton [1.0], Cory Dueitt [0.2], Sean Jones [0.1] vs. UAB (3/19/02)

Seven-inning no-hitter
 Jason Johnson vs. LaGrange College (4/30/91)

Nine-inning perfect game
 Seven-inning perfect game
 Eric Brandon vs. Murray State (3/2/02)
 Jason Johnson vs. LaGrange College (4/30/91)

Nine-inning one-hitter (individual)
 Nine-inning one-hitter (combined)
 Jay Wade [0.2], Rocky McCord [0.1], at Kennesaw St. (3/11/14)
 Keegan Thompson vs. Presbyterian (3/1/14)
 Justin Camp [6.2], Terrance Dedrick [1.1], Kevin Davis [3.2], Jacob Milliman [1.1], vs. Radford (2/22/15)

Five-inning one-hitter
 Justin Camp [9.0] vs. Tennessee (4/15/16)

Nine-inning two-hitter
 Justin Camp [9.0] vs. Tennessee (4/15/16)

Complete game
 Complete game shutout
 Consecutive complete games
Casey Mize vs. Tennessee Tech (6/3/17)
 Justin Camp vs. Tennessee (4/15/16)
 K. Thompson vs. Arkansas & LSU (4/4 & 4/11/15)

Struck out 8 batters
Struck out 9 batters
Struck out 10 batters
Struck out 11 batters
Struck out 12 batters
 Struck out 13 batters
 Struck out 14 batters
 Struck out 15 batters
8 by Davis Daniel vs. Ole Miss (5/19/17)
9 by Casey Mize vs. Ole Miss (5/23/17)
10 by Cole Lipscomb at #16 Florida State (6/4/17)
 11 by Ben Braymer at Missouri (4/7/16)
12 by Casey Mize vs. Tennessee Tech (6/3/17)
 13 by Jon Luke Jacobs vs. Alabama St. (2/28/12)
 15 by Chris Bootcheck vs. West Virginia (3/6/99)
 15 by Chris Bootcheck vs. West Virginia (3/6/99)

TEAM
Struck Out 15 batters
Struck out 16 batters
 Struck out 15 batters consecutive games
Shut out an opponent
Consecutive shutouts
 Shut out an SEC opponent
 Shut out an SEC opponent on the road
 Consecutive SEC shutouts
 Consecutive SEC shutouts on the road
Was shut out
 Was held to one hit
Was no hit
9 pitchers vs. Alabama (5/7/2017)
Casey Mize [12], Cole Lipscomb [4] vs. Holy Cross (2/25/17)
 vs. Ga State, at Missouri (4/5-7/16)
4-0 vs. UAB (3/14/17)
8-0 vs. PC and 4-0 vs. UAB (3/12-14/17)
 2-0 vs. Tennessee (4/15/16)
 3-0 at South Carolina (5/3/15)
 5-0 and 4-0 at Miss. State (3/27-28/15)
 5-0 and 4-0 at Miss. State (3/27-28/15)
12-0 vs. #13 Arkansas (5/25/17)
 at Vanderbilt (3/24/06)
vs. #13 Arkansas (5/25/17)

FIELDING SUPERLATIVES
 2 errors in a game
 3 errors in a game
 4 errors in a game
 Will Holland at #10 LSU (5/13/17)
 Luke Jarvis vs. Presbyterian (3/11/17)
 Brett Burnham at Alabama (4/5/00)

3 double plays turned in a game
4 double plays turned in a game
 5 double plays turned in a game
 vs. Alabama State (4/19/16)
vs. Georgia Tech (4/4/17)
 never

Triple play (Auburn)
 Triple play (Opponent)
 vs. Memphis (5/22/78)
 at Florida [4th] (3/15/08)

Threw a runner out at HP to end game
Will Holland vs. Presbyterian (3/12/17)

MISC. SUPERLATIVES
 Won 10 or more consecutive games
 Won 12 or more consecutive games
 Won 15 or more consecutive games
 Won 8 or more consecutive SEC games
Lost 5 or more consecutive games
 11 (2/28-3/15/09)
 13 (2/2-24/01)
 17 (2/7-3/5/97)
 9 (4/1-21/95)
7 (5/6-5/13/17)

Home winning streak
 Road winning streak
 Season-opening winning streak
 12 (3/30-5/4/01)
 10 (3/4-29/03)
 13 (2/2-24/01)

Extra-innings victory
Extra-innings loss
 3-2, 11 innings vs. Xavier (3/7/15)
8-7, 10 innings at #16 Florida State (6/4/17)

Swept a 3-game series
 Swept a road series
 Swept a road SEC series
Swept an SEC series
 Swept a 4-game series
Swept a double header
#5 Florida (3/17-19/17)
 at Kentucky (4/8-10/11)
 at Kentucky (4/8-10/11)
#5 Florida (3/17-19/17)
 Maine (2/15-17/13)
at #7 Mississippi St. (4/28/17)

Allowed 3 runs or fewer in a series
 Allowed 3 runs or fewer in a SEC series
Allowed 4 runs or fewer in a series
 Allowed 4 runs or fewer in a SEC series
 Allowed 3 runs or fewer in a road series
 Allowed 3 runs or fewer in a SEC road series
 3 vs. Radford (2/21-22/15)
 3 vs. Miss. State (3/27-29/15)
4 vs. Holy Cross (2/24-26/17)
 4 vs. Georgia (4/23-25/15)
 3 vs. Miss. State (3/27-29/15)
 3 vs. Miss. State (3/27-29/15)

Overcome a deficit of 7+ runs
7 runs, [7-0, 12-8] vs. Florida A&M (2/22/17)

Won a 1-0 game
 Lost a 1-0 game
 vs. Mercer (5/30/15) [NCAA Regional]
 vs. Ohio State (2/15/14)

Walk-off win
Walk-off loss
vs. #6 South Carolina (9 inn.) (4/2/17)
at #16 Florida State (10 inn.) (6/4/17)



YEAR-BY-YEAR RESULTS (1895-1948)

1895 (0-1)

Table with 5 columns: Date, Opponent, Score, W/L. Row: 4/1 at Mercer L

1896 (2-2)

Table with 5 columns: Date, Opponent, Score, W/L. Rows: 5/15 ALABAMA 12-9 W, 5/15 ALABAMA 14-8 W, 5/16 at Georgia 16-1 L

1897 (1-4)

Table with 5 columns: Date, Opponent, Score, W/L. Rows: 4/10 GEORGIA TECH 6-4 W, 4/24 Georgia 20-2 L, 4/30 Sewanee 4-1 L, 5/1 Sewanee 4-1 L, 5/7 Alabama PPD, 5/8 Alabama PPD, 5/15 Mercer 19-4 L

1898 (0-2)

Table with 5 columns: Date, Opponent, Score, W/L. Rows: 4/15 GEORGIA TECH 4-3 L, 4/16 Mercer 7-3 L

1899 (2-5)

Table with 5 columns: Date, Opponent, Score, W/L. Rows: 4/8 GEORGIA TECH 10-8 L, 4/15 at Mercer 11-2 L, 4/22 at Georgia Tech 6-4 L, 5/11 at Alabama 10-4 W, 5/12 at Alabama 6-5 L, 5/13 at Alabama 7-5 W, 5/15 MERCER 19-4 L

1900 (3-3)

Table with 5 columns: Date, Opponent, Score, W/L. Rows: 4/14 MONTGOMERY 17-5 W, 4/27 vs. Alabama (Montgomery) 9-7 W, 4/28 vs. Alabama (Montgomery) 9-5 L, 4/28 vs. Alabama (Montgomery) 5-4 L, 5/5 GEORGIA TECH 9-4 W, 5/12 at Mercer 11-4 L, 5/17 vs. Southern (Ala.) University PPD, 5/18 vs. Southern (Ala.) University PPD

1901 (1-7)

Table with 5 columns: Date, Opponent, Score, W/L. Rows: 3/29 at Clemson 8-0 L, 3/30 at Clemson 11-4 L, 4/26 Alabama 5-1 L, 4/27 Alabama 9-1 L, 4/27 Alabama 5-2 L, 5/4 at Georgia Tech 15-12 L, 5/5 at Georgia Tech L, 5/7 at Georgia 7-2 W

1902 (0-5)

Table with 5 columns: Date, Opponent, Score, W/L. Rows: 4/11 vs. Alabama (Selma, Ala.) 18-2 L, 4/12 vs. Alabama (Selma, Ala.) 0-11 L, 4/12 vs. Alabama (Selma, Ala.) 0-11 L, 4/19 at Mercer 6-4 L, 4/25 vs. Georgia (Atlanta, Ga.) 10-0 L

1903 (1-6)

Table with 5 columns: Date, Opponent, Score, W/L. Rows: 4/11 at Mercer 8-6 L, 4/13 CLEMSON 3-0 L, 4/21 vs. Georgia (Atlanta, Ga.) 8-2 L, 4/25 at Georgia Tech 8-7 L, 5/1 vs. Alabama (Selma, Ala.) 6-5 W, 5/2 vs. Alabama (Selma, Ala.) 10-3 L, 5/2 vs. Alabama (Selma, Ala.) 3-0 L

1904 (2-9)

Table with 5 columns: Date, Opponent, Score, W/L. Rows: 4/4 FLORIDA STATE 6-3 W, 4/9 at Mercer 8-1 L, 4/14 at Alabama 6-4 L, 4/15 at Alabama 8-1 L, 4/16 at Alabama 5-4 W, 4/23 at Georgia Tech 4-3 L, 4/25 at Georgia 8-3 L, 4/29 vs. Georgia 5-3 L, 4/29 vs. Georgia 5-0 L, 5/5 TULANE PPD, 5/6 TULANE PPD, 5/7 TULANE PPD

1905 (9-3)

SIAA CHAMPIONS

Table with 5 columns: Date, Opponent, Score, W/L. Rows: 3/30 at Mercer 3-1 L, 4/1 at Mercer 5-2 W, 4/6 at Southern (Ala.) University 6-3 W, 4/7 at Southern (Ala.) University 4-2 L, 4/8 at Southern (Ala.) University 5-2 W, 4/13 ALABAMA 3-2 L, 4/14 ALABAMA 4-3 W, 4/15 ALABAMA 6-5 W, 4/24 MERCER 12-7 W, 4/27 GEORGIA 2-0 W, 4/28 GEORGIA PPD, 5/5 GEORGIA TECH 1-0 W, 5/6 GEORGIA TECH 4-2 W

1906 (11-3)

Table with 5 columns: Date, Opponent, Score, W/L. Rows: 3/26 CUMBERLAND 5-4 W, 3/27 CUMBERLAND 9-3 W, 3/28 CUMBERLAND PPD, 4/6 at Mercer 10-3 W, 4/7 at Mercer 7-4 W, 4/20 at Alabama 14-0 W, 4/21 at Alabama 7-4 W, 5/4 SOUTHERN (ALA.) UNIVERSITY 1-0 W, 5/5 SOUTHERN (ALA.) UNIVERSITY 3-1 L, 5/7 CENTRE COLLEGE 5-3 W, 5/11 GEORGIA TECH 2-1 W, 5/12 GEORGIA TECH 5-0 L, 5/12 GEORGIA TECH 4-0 L, 5/14 at Mercer 10-8 W, 5/15 at Mercer 8-7 W

1907 (10-6-1)

Table with 5 columns: Date, Opponent, Score, W/L. Rows: 3/28 at LSU 4-0 W, 3/29 at LSU 5-3 W, 3/30 at LSU 4-3 L, 4/4 MARION 7-1 W, 4/5 MARION W, 4/6 MARION 4-0 L, 4/19 at Mercer 6-6 (11 inn.) T, 4/20 at Mercer 3-0 W, 4/25 ALABAMA 2-1 L, 4/26 ALABAMA 12-4 W, 4/27 ALABAMA 8-5 L, 5/2 at Georgia L, 5/3 at Georgia W, 5/4 at Georgia W, 5/10 GEORGIA TECH 3-2 W, 5/11 GEORGIA TECH 2-0 L, 5/11 GEORGIA TECH 4-1 W

1908 (14-5-1)

Table with 5 columns: Date, Opponent, Score, W/L. Rows: 3/26 NORTH GEORGIA 6-3 W, 3/27 NORTH GEORGIA 15-4 W, 3/28 NORTH GEORGIA 6-6 T, 4/3 MISSISSIPPI STATE 6-3 W, 4/4 MISSISSIPPI STATE 7-0 W, 4/4 MISSISSIPPI STATE 6-4 W, 4/17 at Mercer 2-1 W, 4/18 at Mercer 3-1 W, 4/23 at Alabama 3-1 L, 4/25 at Alabama 9-1 L, 4/25 at Alabama 1-0 L, 4/27 vs. Mercer (Columbus, Ga.) 10-0 W, 4/27 vs. Mercer (Columbus, Ga.) 6-2 W, 5/1 at Georgia Tech 1-0 W, 5/2 at Georgia Tech 7-2 L, 5/7 CENTRE COLLEGE 13-2 W, 5/8 CENTRE COLLEGE 6-4 W, 5/9 CENTRE COLLEGE 10-0 W, 5/11 GEORGIA TECH 6-0 L, 5/12 GEORGIA TECH 8-3 W

1909 (14-6-1)

Table with 5 columns: Date, Opponent, Score, W/L. Rows: 3/26 at Mercer 4-3 W, 3/27 at Mercer 1-0 W, 4/1 SAMFORD 7-1 W, 4/2 SAMFORD 19-5 W, 4/3 SAMFORD 7-5 W, 4/9 at Georgia 3-2 L, 4/10 at Georgia 7-3 W, 4/10 at Georgia 9-2 L, 4/16 GEORGIA 6-6 T, 4/17 GEORGIA 10-1 W, 4/17 GEORGIA 7-2 W, 4/19 at Sewanee 8-3 L, 4/20 at Sewanee 2-1 L, 4/20 at Sewanee 7-1 W, 4/29 GEORGIA TECH 6-0 W, 4/30 GEORGIA TECH 8-2 L, 5/7 at Georgia Tech 2-0 W, 5/8 at Georgia Tech 6-5 L, 5/11 CUMBERLAND 5-0 W, 5/12 CUMBERLAND 17-3 W, 5/13 CUMBERLAND 7-3 W

1910 (8-6)

Table with 5 columns: Date, Opponent, Score, W/L. Rows: 4/1 at Alabama Presbyterian 3-1 W, 4/2 at Alabama Presbyterian 12-1 W, 4/8 at Georgia 5-0 W, 4/9 at Georgia 4-2 W, 4/9 at Georgia 7-2 L, 4/15 GEORGIA TECH 16-1 W, 4/16 GEORGIA TECH PPD, 4/25 at Mercer 8-3 L, 4/26 at Mercer 3-1 L, 4/26 at Mercer 2-1 W, 5/6 at Georgia Tech 3-1 L, 5/7 at Georgia Tech PPD, 5/9 MERCER 6-5 W, 5/10 MERCER 7-2 W, 5/13 GEORGIA 4-3 L, 5/14 GEORGIA 10-3 L

1911 (8-11)

Table with 5 columns: Date, Opponent, Score, W/L. Rows: 4/3 at Mississippi State 5-3 W, 4/3 at Mississippi State 6-0 L, 4/5 at Mississippi State 2-1 W, 4/7 at Georgia 2-0 L, 4/8 at Georgia 1-0 L, 4/14 GEORGIA 1-0 L, 4/14 GEORGIA 3-1 L, 4/15 GEORGIA 7-5 L, 4/17 at Georgia Tech 4-1 L, 4/18 at Georgia Tech 9-4 L, 4/24 at Mercer 1-0 L, 4/25 at Mercer 8-1 L, 4/26 at Mercer 9-1 L, 5/4 SAMFORD W, 5/5 SAMFORD W, 5/6 SAMFORD W, 5/12 CLEMSON 7-6 W, 5/13 CLEMSON 5-4 W, 5/13 CLEMSON 3-2 W

1912 (7-9-1)

Table with 5 columns: Date, Opponent, Score, W/L. Rows: 3/29 VANDERBILT 7-6 W, 3/30 VANDERBILT 7-6 (11 inn.) L, 4/5 GEORGIA 6-3 L, 4/6 GEORGIA 6-0 L, 4/6 GEORGIA 1-0 L, 4/8 MISSISSIPPI STATE 6-4 W, 4/10 MISSISSIPPI STATE 10-9 W, 4/10 MISSISSIPPI STATE 2-1 W, 4/22 TEXAS 4-3 W, 4/22 TEXAS 3-3 T, 4/25 MERCER 1-0 L, 5/2 at Georgia Tech 3-2 L, 5/3 at Georgia Tech 7-5 W, 5/4 at Georgia Tech 5-3 L, 5/7 at Clemson 2-1 L, 5/8 at Clemson 4-3 L, 5/9 at Clemson 4-0 W

1913 (11-6)

Table with 5 columns: Date, Opponent, Score, W/L. Rows: 3/28 at Georgia 5-1 L, 3/29 at Georgia 4-3 W, 3/29 at Georgia 11-0 L, 4/4 SOUTHERN (ALA.) UNIVERSITY 13-0 W, 4/5 SOUTHERN (ALA.) UNIVERSITY 8-2 W, 4/5 SOUTHERN (ALA.) UNIVERSITY 3-2 L, 4/10 at Florida 3-2 W, 4/11 at Florida 8-5 W, 4/12 at Florida 4-2 W, 4/18 GEORGIA TECH 3-2 W, 4/19 GEORGIA TECH 10-4 L, 4/19 GEORGIA TECH 4-3 W, 4/26 MERCER 10-2 W, 4/26 MERCER 8-4 W, 5/8 CLEMSON 10-3 W, 5/9 CLEMSON 18-4 L, 5/10 CLEMSON 5-3 L

1914 (10-7)

Table with 5 columns: Date, Opponent, Score, W/L. Rows: 3/27 at Georgia Tech 9-4 W, 3/28 at Georgia Tech 10-5 L, 4/3 GEORGIA 11-2 L, 4/4 GEORGIA 10-2 L, 4/4 GEORGIA 6-3 L, 4/9 at Florida 8-1 W, 4/10 at Florida 4-3 W, 4/11 at Florida 5-3 L, 4/17 TULANE 8-3 W, 4/18 TULANE 1-0 W, 4/18 TULANE 8-6 W, 4/24 at Mercer 11-1 L, 5/7 CUMBERLAND W, 5/8 CUMBERLAND 7-2 W, 5/14 at Clemson 5-4 W, 5/15 at Clemson 13-5 L, 5/16 at Clemson 6-2 W

1915 (9-5-3)

Table with 5 columns: Date, Opponent, Score, W/L. Rows: 3/26 at Georgia 6-4 W, 3/27 at Georgia 4-1 W, 3/27 at Georgia 7-0 L, 4/3 WEST VIRGINIA WESLEYAN 6-3 W, 4/3 WEST VIRGINIA WESLEYAN 2-0 W, 4/16 GEORGIA TECH 6-6 T, 4/17 GEORGIA TECH 12-2 L, 4/17 GEORGIA TECH 7-1 L, 4/23 vs. Florida (Tallahassee, Fla.) 8-2 W, 4/24 vs. Florida (Tallahassee, Fla.) 7-2 W, 4/24 vs. Florida (Tallahassee, Fla.) 5-5 T, 5/8 vs. Clemson (Atlanta, Ga.) 10-3 W, 5/8 CLEMSON (7 inn.) 3-1 W, 5/8 CLEMSON (7 inn.) 2-0 W, 5/14 vs. Mississippi St. (Meridian, Miss.) 3-0 L, 5/15 vs. Mississippi St. (Columbus, Miss.) 4-3 L, 5/15 vs. Mississippi St. (Columbus, Miss.) 1-1 T

1916 (17-4) SIAA CHAMPIONS

Table with 5 columns: Date, Opponent, Score, W/L. Rows: 3/31 at Marion 1-0 W, 4/1 at Marion 3-1 W, 4/1 at Marion 2-0 W, 4/7 GEORGIA 6-3 W, 4/8 GEORGIA 9-6 W, 4/8 GEORGIA 3-1 W, 4/14 at Georgia Tech 6-4 L, 4/15 at Georgia Tech 10-9 W, 4/15 at Georgia Tech 3-0 W, 4/21 MISSISSIPPI STATE 5-2 W, 4/22 MISSISSIPPI STATE 3-1 W, 4/22 MISSISSIPPI STATE 5-4 W, 4/26 at Mercer 7-4 W, 4/27 at Mercer 11-7 L, 4/27 at Mercer 7-4 L, 5/5 at Clemson 5-4 L, 5/6 at Clemson 9-1 W, 5/6 at Clemson 3-1 W, 5/12 FLORIDA 7-0 W, 5/13 FLORIDA 14-3 W, 5/13 FLORIDA 7-1 W





YEAR-BY-YEAR RESULTS (1895-1948)

1917 (9-5)

Date	Opponent	Score	W/L
3/28	at Southern (Ala.) University	6-1	W
3/29	at Southern (Ala.) University	8-2	W
3/30	at Marion	10-1	W
3/31	at Marion	11-1	W
4/6	at Georgia	10-0	L
4/7	at Georgia	3-0	W
4/7	at Georgia	2-0	L
4/14	GEORGIA TECH	5-4	W
4/14	GEORGIA TECH	4-1	W
4/20	LSU	CLD	
4/21	LSU	CLD	
4/25	MERCER	6-2	L
4/26	MERCER	4-2	L
5/4	CLEMSON	7-0	W
5/5	CLEMSON	8-3	W
5/5	CLEMSON	7-4	L

1918 (7-5) SIAA CHAMPIONS

Date	Opponent	Score	W/L
3/29	at Georgia	12-2	W
3/30	at Georgia	3-1	L
4/5	MERCER	16-10	W
4/6	MERCER	6-2	W
4/12	at Georgia Tech	8-4	L
4/13	at Georgia Tech	10-4	W
4/19	GEORGIA TECH	8-3	L
4/20	GEORGIA TECH	3-0	W
4/26	at Mercer	3-0	L
4/27	at Mercer	2-1	L
5/3	GEORGIA	4-2	W
5/4	GEORGIA	7-2	W

1919 (8-7-1)

Date	Opponent	Score	W/L
3/28	GEORGIA	0-0 (11 inn.)	T
3/29	GEORGIA	6-0	L
4/4	at Georgia	5-4	L
4/5	at Georgia	3-0	L
4/11	at Georgia Tech	2-1 (10 inn.)	L
4/12	at Georgia Tech	4-2	L
4/18	OGLETHORPE	3-2 (10 inn.)	W
4/19	OGLETHORPE	6-2	W
4/25	at Mercer	10-2	L
4/26	at Mercer	3-0	W
5/3	BIRMINGHAM-SOUTHERN	15-3	W
5/4	BIRMINGHAM-SOUTHERN	11-2	W
5/6	SAMFORD	4-3	L
5/6	SAMFORD	5-4	W
5/10	MERCER	4-1	W
5/11	MERCER	5-4 (12 inn.)	W

1920 (16-5-3) SIAA CHAMPIONS

Date	Opponent	Score	W/L
3/26	SAMFORD	1-1	T
3/27	SAMFORD	9-3	W
4/1	at Oglethorpe	7-0	W
4/2	at Oglethorpe	3-1	W
4/3	at Furman	1-0	L
4/4	at Furman	2-0	W
4/5	at Clemson	10-0	W
4/6	at Clemson	15-2	W
4/12	MICHIGAN	1-1	T
4/13	MICHIGAN	4-3	W
4/16	GEORGIA TECH	6-2	L
4/17	GEORGIA TECH	5-4	W
4/19	at Wofford	3-2	L
4/20	at Wofford	5-4	W
4/21	at Virginia	1-0	L
4/22	at Virginia	4-0	W
4/23	at Washington & Lee	6-4	L
4/24	at VMI	7-2	W
4/30	GEORGIA	9-3	W
5/1	GEORGIA	3-0	W
5/4	vs. Florida (Tallahassee, Fla.)	7-2	W
5/5	vs. Florida (Tallahassee, Fla.)	1-0	W
5/5	vs. Florida (Tallahassee, Fla.)	1-1	T
5/10	at Georgia	1-0	W
5/11	at Georgia	3-2	W

1921 (18-4)

Date	Opponent	Score	W/L
3/21	CINCINNATI	10-1	W
3/25	YALE	4-1	L
3/26	at Mercer	8-5	W
4/1	OGLETHORPE	11-3	W
4/2	OGLETHORPE	3-1	L
4/4	INDIANA	10-4	W
4/5	INDIANA	2-1	W
4/8	CLEMSON	12-1	W
4/9	CLEMSON	12-1	W
4/15	at Georgia Tech	8-3	L
4/16	at Georgia Tech	PPD	
4/18	at Furman	8-4	W
4/19	at Furman	19-4	W
4/20	at Washington & Lee	4-0	W
4/21	at Washington & Lee	6-1	W
4/25	GEORGIA	4-1	W
4/26	vs. Georgia (Columbus, Ga.)	2-0	W
4/28	FT. BENNING	4-1	W
4/29	MERCER	5-0	W
4/30	MERCER	12-2	W
5/4	at Ft. Benning	4-1	W
5/6	at Georgia	12-4	W
5/7	at Georgia	4-0	W

1922 (8-10)

Date	Opponent	Score	W/L
3/17	FT. BENNING	1-0	W
3/18	FT. BENNING	10-3	L
3/24	at Ft. Benning	9-4	W
3/25	at Ft. Benning	8-4	L
3/31	at Georgia Tech	PPD	
4/1	at Georgia Tech	7-6	W
4/8	BIRMINGHAM-SOUTHERN	5-0	W
4/8	BIRMINGHAM-SOUTHERN	2-1	L
4/14	GEORGIA TECH	8-5	W
4/15	at Georgia Tech	5-4	L
4/21	at Mercer	4-3	L
4/22	at Mercer	6-4	W
4/28	at Oglethorpe	PPD	
4/29	at Oglethorpe	PPD	
5/1	vs. Vanderbilt (Montgomery, Ala.)	10-7	W
5/2	VANDERBILT	3-1	L
5/5	vs. Georgia	7-1	L
5/6	GEORGIA	3-2	L
5/12	GEORGIA	2-0	W
5/13	at Georgia	5-1	L

1923 (8-10-4)

Date	Opponent	Score	W/L
3/17	FT. BENNING	7-6	W
3/17	FT. BENNING	8-2	L
3/23	MERCER	4-0 (5 inn.)	W
3/24	MERCER	2-0	L
4/2	vs. Yale (Marion, Ga.)	4-0	W
4/3	at Ft. Benning	1-0	W
4/4	at Ft. Benning	6-0	L
4/6	DUKE	5-3	W
4/7	vs. Duke (Montgomery, Ala.)	10-7	L
4/11	vs. Michigan (Montgomery, Ala.)	8-1	W
4/12	MICHIGAN	9-2	L
4/14	vs. Georgia Tech (Montgomery) 2-2 (10 inn.)	T	
4/15	at Georgia Tech	7-3	W
4/16	at Vanderbilt	23-11	L
4/17	at Vanderbilt	8-2	L
4/21	GEORGIA TECH	2-2 (5 inn./rain)	T
4/22	vs. Georgia Tech (Mont.) 1-1 (7 inn./rain)	T	
4/30	vs. North Carolina (Montgomery)	3-3	T
5/3	GEORGIA	PPD	
5/6	vs. Georgia (Montgomery, Ala.) 7-5 (8 inn.)	L	
5/12	at Georgia	9-1	L
5/13	at Georgia	3-0	L

1924 (8-10-4)

Date	Opponent	Score	W/L
3/19	OHIO STATE	7-4	L
3/20	OHIO STATE	3-1	W
3/24	SAMFORD	5-2	L
3/25	SAMFORD	2-1	W
3/28	at Mercer	6-3	L
3/29	at Mercer	7-4	L
4/3	GEORGIA TECH	17-5	L
4/4	GEORGIA TECH	2-0	L
4/11	at Vanderbilt	19-11	L
4/12	at Vanderbilt	4-0	L
4/16	vs. Michigan (Montgomery, Ala.)	10-9	L
4/18	at Florida	10-3	W
4/19	at Florida	4-3	L
4/21	DUKE	4-2	L
4/25	at Samford	3-2	W
4/26	at Birmingham-Southern	7-6	L
5/3	vs. Mississippi St. (Montgomery, Ala.)	4-0	L
5/9	GEORGIA	5-3	L
5/10	GEORGIA	2-1	W
5/14	at Georgia Tech	7-6	L
5/15	at Georgia Tech	2-0	L
5/17	at Georgia	9-0	L

1925 (5-15)

Date	Opponent	Score	W/L
3/20	at Ft. Benning	9-4	L
3/21	at Ft. Benning	17-6	L
3/24	FT. BENNING	7-5	L
3/25	FT. BENNING	9-7	W
3/27	at Birmingham-Southern	13-5	W
3/28	at Birmingham-Southern	7-0	W
4/3	GEORGIA	5-2	L
4/4	GEORGIA	3-2	L
4/10	ILLINOIS	3-0	L
4/11	ILLINOIS	4-3	W
4/17	VANDERBILT	7-3	W
4/18	VANDERBILT	7-5	L
4/24	at Georgia Tech	25-2	L
4/25	GEORGIA TECH	10-8	L
5/1	at Georgia	4-1	L
5/2	at Georgia	8-0	L
5/4	at Clemson	7-5	L
5/5	at Furman	4-2	L
5/15	at Mercer	L	
5/16	at Mercer	4-0	L

1926 (21-7)

Date	Opponent	Score	W/L
3/19	at Ft. Benning	3-2	W
3/20	at Ft. Benning	14-12	W
3/23	FT. BENNING	11-4	W
3/23	FT. BENNING	5-1	W
3/24	GEORGIA	6-2	W
3/25	GEORGIA	PPD	
3/30	at Spring Hill	PPD	
3/31	at Loyola-New Orleans	6-5	W
4/1	at Loyola-New Orleans	13-2	W
4/2	at Tulane	4-2	L
4/3	at Tulane	4-0	W
4/5	MICHIGAN	8-5	W
4/6	CLEMSON	10-7	W
4/7	CLEMSON	7-0	W
4/9	at Georgia Tech	5-0	L
4/10	at Georgia Tech	13-7	L
4/14	at Samford	8-0	W
4/15	at Sewanee	10-6	W
4/16	at Vanderbilt	9-6	L
4/17	at Vanderbilt	8-4	W
4/23	vs. Birmingham-Southern (Mont.)	2-0	W
4/24	BIRMINGHAM-SOUTHERN	3-0	W
4/27	at Florida	2-1	W
4/28	at Florida	4-3	W
4/30	at Georgia	9-1	L
5/1	at Georgia	3-2	L
5/4	at Oglethorpe	9-8	L
5/5	OGLETHORPE	8-2	W
5/17	MERCER	5-4	W
5/18	MERCER	9-5	W

1927 (14-6-1)

Date	Opponent	Score	W/L
3/30	GEORGIA	7-6	W
3/31	GEORGIA	6-2	W
4/1	TULANE	12-3	W
4/2	TULANE	6-0	W
4/4	FLORIDA	2-1	W
4/5	FLORIDA	1-0	L
4/8	vs. Georgia Tech	10-2	W
4/9	vs. Georgia Tech	7-5	W
4/15	ILLINOIS	12-5	W
4/16	ILLINOIS	10-8	L
4/20	at Clemson	11-5	W
4/22	at South Carolina	11-2	W
4/23	at South Carolina	8-4	L
4/25	at Florida	9-8	L
4/26	at Florida	4-3	L
4/27	at Florida	5-0	W
4/29	VANDERBILT	4-0	W
4/30	VANDERBILT	6-4	W
5/4	CLEMSON	6-2	W
5/5	CLEMSON	3-3 (6)	T
5/6	at Vanderbilt	1-2	L

1928 (17-5-2)

Date	Opponent	Score	W/L
3/23	at Ft. Benning	7-0	W
3/24	at Ft. Benning	11-0	W
3/30	TULANE	6-1	W
3/31	vs. Tulane	9-3	W
4/2	CLEMSON	6-2	W
4/3	CLEMSON	6-6	T
4/9	GEORGIA	3-3	T
4/11	FLORIDA	4-1	W
4/12	FLORIDA	10-5	W
4/13	FT. BENNING	12-11	L
4/16	GEORGIA TECH	15-4	W
4/17	GEORGIA TECH	11-2	L
4/21	at Georgia Tech	7-5	L
4/26	vs. Florida	6-5	L
4/27	vs. Florida	2-0	W
4/28	vs. Florida	2-1	W
5/2	at Clemson	11-3	W
5/3	at Clemson	9-6 (6)	W
5/4	at South Carolina	6-3	W
5/4	at Clemson	6-5	L
5/8	at Georgia	5-1	W
5/11	SOUTH CAROLINA	9-2	W
5/12	SOUTH CAROLINA	12-3	W
5/21	MERCER	5-1	W

1929 (11-9-1)

Date	Opponent	Score	W/L
5/29	at Tulane	10-4	L
5/30	at Tulane	17-1	W
4/3	GEORGIA TECH	23-3	W
4/4	GEORGIA TECH	16-8	W
4/5	BIRMINGHAM SOUTHERN	8-6	W
4/6	BIRMINGHAM SOUTHERN	16-5	W
4/8	at Georgia	5-3	L
4/9	at Georgia	8-7	L
4/15	CLEMSON	6-6	T
4/16	CLEMSON	4-3	L
4/19	at Georgia Tech	12-8	L
4/20	at Georgia Tech	8-3	L
4/25	vs. Florida	9-7	W
4/26	vs. Florida	7-3	W
4/27	vs. Florida	7-6	W
5/3	VANDERBILT	8-6	L
5/4	VANDERBILT	7-6	W
5/10	GEORGIA	11-1	L
5/11	GEORGIA	6-2	W
5/21	MERCER	5-4	L



YEAR-BY-YEAR RESULTS (1895-1948)

1930 (13-7)

Date	Opponent	Score	W/L
3/14	FT. BENNING	5-4	W
3/15	at Ft. Benning	9-3	W
3/29	TULANE	11-2	W
3/29	TULANE	5-1	W
4/11	GEORGIA	4-2	L
4/12	GEORGIA	7-3	L
4/16	GEORGIA TECH	7-4	W
4/17	GEORGIA TECH	6-2	L
4/24	vs. Florida	3-2	L
4/25	vs. Florida	3-2	W
4/26	vs. Florida	4-3	L
5/2	at Georgia	2-0	L
5/3	at Georgia	8-6	W
5/5	at Clemson	4-3	W
5/6	at Clemson	14-10 (10)	W
5/9	MERCER	15-5	W
5/10	MERCER	7-5	L
5/12	SAMFORD	10-6	W
5/15	at Samford	8-6	W

1931 (18-4)

SIAA CHAMPIONS
DIXIE LEAGUE CHAMPIONS

Date	Opponent	Score	W/L
3/26	FT. BENNING	12-1	W
4/6	at Mercer	10-5	W
4/7	at Mercer	5-1	W
4/10	at Oglethorpe	13-8	W
4/11	at Oglethorpe	14-5	W
4/13	OGLETHORPE	8-3	L
4/14	OGLETHORPE	12-0	W
4/22	at Georgia	12-2	W
4/23	at Georgia	13-7	W
4/24	at Georgia Tech	13-8	W
4/25	at Georgia Tech	11-7	L
4/27	GEORGIA	3-1	W
4/28	GEORGIA	7-6	W
5/1	at Florida	6-3	W
5/2	at Florida	5-1	L
5/5	at Mercer	3-0	W
5/8	vs. Florida	5-1	L
5/9	vs. Florida	4-3	W
5/11	GEORGIA TECH	11-5	W
5/12	GEORGIA TECH	13-0	W
5/15	VANDEBILT	19-1	W
5/16	VANDEBILT	3-1	W

1932 (11-4-1)

DIXIE LEAGUE PENNANT

Date	Opponent	Score	W/L
4/1	at Lanett	6-5	W
4/8	GEORGIA	3-1	W
4/9	GEORGIA	9-0	W
4/15	at Georgia Tech	6-6	T
4/16	at Georgia Tech	12-10	W
4/16	at Georgia Tech	5-4	L
4/18	at Georgia	5-1	L
4/19	at Georgia	11-3	L
4/22	FLORIDA	5-2	W
4/23	FLORIDA	6-2	W
4/29	GEORGIA TECH	8-7 (10)	W
4/30	GEORGIA TECH	5-4	L
5/6	OGLETHORPE	6-5 (10)	W
5/7	OGLETHORPE	11-5	W
5/13	at Oglethorpe	3-1	W
5/14	at Oglethorpe	12-5	W

1933 (8-5-1)

Date	Opponent	Score	W/L
4/1	at Lanett	8-3	W
4/7	at Georgia Tech	4-3	L
4/8	at Georgia Tech	11-7	W
4/14	GEORGIA	8-8	T
4/18	LANETT	7-2	W
4/21	at Georgia	8-1	L
4/26	FT. BENNING	10-5	W
4/28	GEORGIA TECH	4-3 (10)	W
4/29	GEORGIA TECH	9-5	W
5/5	at Oglethorpe	7-2	W
5/6	at Oglethorpe	9-5	W
5/12	OGLETHORPE	8-0	L
5/13	OGLETHORPE	13-10 (10)	L

1934 (10-8-1)

Date	Opponent	Score	W/L
3/21	vs. Chattanooga	7-1	W
3/23	LANETT	5-0	W
3/24	at Lanett	4-1	W
3/28	CHATTANOOGA	5-0	L
4/2	vs. Chattanooga		L
4/6	at Georgia Tech	10-4	L
4/7	at Georgia Tech	7-4	W
4/13	GEORGIA	9-8	W
4/14	GEORGIA	12-7	L
4/20	at Georgia	10-6	L
4/21	at Georgia	5-0	L
4/28	GEORGIA TECH	1-0	W
5/4	at Oglethorpe	8-2	L
5/5	at Oglethorpe	13-6	W
5/10	SHAWMUT MILLS	8-5	W
5/11	OGLETHORPE	6-6 (12)	T
5/12	Fort Benning	9-3	L
	Auburn Ramblers		W

1935 (7-14)

Date	Opponent	Score	W/L
3/27	TROY	4-1	W
4/4	St. Louis (NL)	5-1	L
4/5	GEORGIA	4-3	W
4/6	GEORGIA	11-5	L
4/10	at Georgia	7-2	W
4/11	at Georgia		L
4/12	at Bona Allen	17-0	L
4/13	at Bona Allen	6-1	L
4/16	at Troy	7-6	L
4/16	at Troy	10-7	W
4/18	at Florida	7-6	W
4/19	at Florida	9-4	W
4/20	at Florida	8-6	L
4/22	GEORGIA TECH	6-3	L
4/23	GEORGIA TECH	4-3	L
4/26	at Goodyear	10-6	L
5/10	OGLETHORPE	3-1	L
5/11	OGLETHORPE	7-5	L
5/11	OGLETHORPE	9-3	L
5/14	OGLETHORPE	2-0	W
5/15	OGLETHORPE	7-5 (13)	L

1936 (13-5)

Date	Opponent	Score	W/L
3/26	TROY	10-4	W
3/26	TROY	5-0	W
4/3	OGLETHORPE	7-6	W
4/4	OGLETHORPE	8-4	W
4/10	vs. Georgia	3-2	W
4/11	vs. Georgia	8-3	L
4/13	LSU	6-4	L
4/14	LSU	16-4	L
4/15	FLORIDA	10-2	W
4/16	FLORIDA	4-1	W
4/17	at Georgia	6-2	W
4/18	at Georgia	3-0	W
4/24	BIRMINGHAM SOUTHERN	11-4	W
4/25	BIRMINGHAM SOUTHERN	3-0	L
5/1	at Troy	2-1	W
5/1	at Troy	3-1	W
5/6	at Bona Allen	9-0	L
5/7	at Bona Allen	2-0	L
5/8	at Oglethorpe	10-4	W
5/9	at Oglethorpe	3-2	L

1937 (21-4-1)
SEC CHAMPIONS

Date	Opponent	Score	W/L
3/25	GOODYEAR	3-1	L
3/25	GOODYEAR	0-0	T
3/27	SHAWMUT MILLS	4-0	W
3/31	MISS. COLLEGE	7-6	W
4/1	MISS. COLLEGE	6-1	W
4/2	TROY	17-2	W
4/3	TROY	10-5	L
4/7	at Georgia Tech	3-2	W
4/9	at Georgia	7-4	W
4/10	at Georgia	12-7	W
4/16	GEORGIA	2-1	W
4/17	GEORGIA	7-2	W
4/21	at Troy	2-1 (5)	W
4/22	at Troy	12-4	W
4/23	at Florida	9-7	W
4/24	at Florida	9-4	W
4/26	BILL WHITE'S TEAM	6-0	W
5/1	GEORGIA TECH	6-5	W
5/1	GEORGIA TECH	3-2	L
5/4	SHAWMUT MILLS	11-2	W
5/7	at Oglethorpe	11-10	W
5/8	at Oglethorpe	12-10 (10)	W
5/11	FAIRFAX MILLS	5-3	W
5/13	OGLETHORPE	6-4	L
5/14	OGLETHORPE	4-1	W

1938 (12-10)

Date	Opponent	Score	W/L
3/24	GOODYEAR	10-7	W
3/24	GOODYEAR	4-2	L
3/30	TROY	12-9	W
3/31	TROY	15-9	W
4/2	LANETT	8-5	L
4/13	at Troy		W
4/14	at Troy	5-1	W
4/15	FLORIDA	4-3	L
4/16	FLORIDA	6-5	W
4/18	at Mississippi	6-5	W
4/19	at Mississippi	5-3	L
4/22	GEORGIA	3-2	W
4/23	GEORGIA	2-1	L
4/29	GEORGIA TECH	9-6	L
4/30	GEORGIA TECH	9-2	W
5/4	at Oglethorpe	3-2	L
5/6	at Georgia	11-7	L
5/7	at Georgia	12-10	W
5/11	at Georgia Tech	6-2	L
5/12	at Georgia Tech	5-4 (10)	L
5/13	OGLETHORPE	5-3	W
5/14	OGLETHORPE	5-4	W

1939 (16-10)

Date	Opponent	Score	W/L
3/31	at Oglethorpe	5-3	L
4/1	at Oglethorpe	5-3	L
4/7	at Lanett	6-2	W
4/10	at Tallassee	15-4	W
4/13	at Ft. Benning	6-1	W
4/14	GEORGIA TECH	5-2	W
4/15	GEORGIA TECH	11-4	W
4/18	at Miss. State	5-1	W
4/19	at Miss. State	8-2	W
4/21	GEORGIA	5-2	W
4/22	GEORGIA	6-3	L
4/29	MISSISSIPPI	3-2	W
4/29	MISSISSIPPI	4-1	W
5/1	at Georgia Tech	11-2	W
5/2	at Georgia Tech	5-4	L
5/3	at Georgia	10-7	W
5/4	at Georgia	5-3	L
5/5	at Florida	9-2	L
5/6	at Florida	11-2	W
5/12	OGLETHORPE		W
5/13	OGLETHORPE	11-4	W
5/15	at Lanett	5-1	W

1940 (15-8-1)

Date	Opponent	Score	W/L
3/23	at Ft. Benning	5-0	L
3/26	at Ft. Benning	3-2	W
3/28	PURDUE	7-2	W
3/29	PURDUE	6-1	L
4/1	DAYTONA BEACH	9-1	W
4/2	HAMILTON, ONTARIO	12-4	W
4/5	at Georgia Tech	4-2	L
4/6	at Georgia Tech	7-1	W
4/10	at Oglethorpe	7-0	W
4/11	at Oglethorpe	7-3	W
4/12	GEORGIA	4-0	L
4/13	GEORGIA	14-3	L
4/16	at Lanett		T
4/17	at Godsden	6-5	W
4/20	GEORGIA TECH	2-0	W
4/22	at Georgia	6-5	L
4/23	at Georgia	11-6	W
4/27	at Calloway Mills	19-3	W
5/3	FLORIDA	2-1	W
5/4	FLORIDA	4-2	L
5/7	at Calloway Mills	17-4	W
5/9	at Lanett	19-12	W
5/10	OGLETHORPE	9-4	L
5/11	OGLETHORPE	12-7	W

1941 (12-11-1)

Date	Opponent	Score	W/L
3/27	PURDUE	13-1	W
3/28	PURDUE	2-0	L
3/30	PURDUE	8-3	W
3/31	MICHIGAN STATE	9-8	W
4/1	at Montgomery		L
4/3	INDIANA	11-7	L
4/4	INDIANA	3-2	W
4/10	at Oglethorpe	3-2	L
4/10	at Oglethorpe	1-1	T
4/11	at Georgia	30-4	L
4/12	at Georgia	8-3	L
4/16	GEORGIA TECH	5-3	L
4/17	GEORGIA TECH	7-4	L
4/18	GEORGIA	3-2	W
4/19	GEORGIA	10-9	W
4/23	DOTHAN	5-0	W
4/25	at Ft. Benning	10-7	L
4/26	at Ft. Benning	8-3	L
4/28	at Georgia Tech	8-4	W
4/29	at Georgia Tech	17-4	W
5/2	at Florida	10-9	W
5/3	at Florida	6-5	L
5/9	OGLETHORPE	6-1	W
5/10	OGLETHORPE	8-3	W

1942 (10-8)

Date	Opponent	Score	W/L
3/27	MICHIGAN STATE		L
4/1	at Oglethorpe	5-4	W
4/2	at Oglethorpe	7-5	L
4/3	at Georgia	8-4	L
4/4	at Georgia	8-3	W
4/10	GEORGIA TECH	7-1	W
4/11	GEORGIA TECH	8-4	W
4/17	GEORGIA	17-13	L
4/18	GEORGIA	7-3	L
4/20	at Georgia Tech	15-10	L
4/21	at Georgia Tech	11-9	W
4/24	at Ft. Benning	7-3	L
4/25	at Ft. Benning	9-7	W
5/1	MAXWELL FIELD	11-1	W
5/2	FT. BENNING	20-0	W
5/1	at Riverview	19-1	W
5/8	at Oglethorpe	4-1	W
5/9	at Oglethorpe	3-1	L

1943 (9-3)

Date	Opponent	Score	W/L
4/10	CHATTahooCHEE	19-1	W
4/11	at Gunter Field	3-1	L
4/16	at Georgia	14-3	W
4/17	at Georgia	6-5	L
4/18	FORT BENNING	12-4	W
4/23	GEORGIA	6-4	W
4/24	GEORGIA	5-4	W
4/28	GUNTER FIELD	9-4	W
5/1	FT. BENNING	15-2	W
	CHATTahooCHEE	7-4	W
5/6	at Acme	4-2	W
5/7	GUNTER FIELD	11-9	L





YEAR-BY-YEAR RESULTS (1895-1948)

1946 (11-4)

Date	Opponent	Score	W/L
4/6	FT. BENNING	11-7	L
4/12	FLORIDA	3-1	W
4/13	FLORIDA	4-1	L
4/16	MIAMI	8-5	W
4/22	BRADLEY	8-5	W
4/26	at Georgia		L
4/27	at Georgia	6-5	L
4/29	at Florida	7-1	W
4/30	at Florida	8-3	W
5/3	at Miami	1-0	W
5/4	at Miami	11-7	W
5/11	at Phenix City	13-0	W
5/18	at Maxwell AFB	4-2	W
5/27	GEORGIA	5-2	W
5/28	GEORGIA	4-3	W

1947 (17-7)

Date	Opponent	Score	W/L
4/9	MERCER	16-3	W
4/10	MERCER		W
4/12	MAXWELL FIELD		W
4/16	at Mississippi State	4-0	L
4/17	at Mississippi	6-1	W
4/25	FLORIDA	3-1	W
4/26	FLORIDA	7-3	W
	Tallahadega		W
	Tallahadega		W
5/6	at Georgia	11-7	W
5/7	at Georgia	10-9	L
5/10	MISSISSIPPI STATE	7-1	L
5/11	MISSISSIPPI STATE	9-6	L
5/12	at Florida	18-7	W
5/13	at Florida	9-2	W
5/19	GEORGIA TECH	8-4	W
5/20	GEORGIA TECH	17-4	W
5/22	GEORGIA	3-0	W
5/23	GEORGIA		W
5/26	at Georgia Tech	12-2	L
5/27	at Georgia Tech	14-5	W
	Maxwell Field		W
6/7	vs. Clemson	8-3	L
6/8	vs. Virginia	3-0	L

1948 (16-9)

SEC EAST CHAMPIONS SEC RUNNER UP

Date	Opponent	Score	W/L
3/27	FT. BENNING	14-11	W
3/29	MISSISSIPPI	6-0	W
3/30	MISSISSIPPI	7-4	L
4/3	TENNESSEE	13-6	W
4/4	TENNESSEE	6-0	W
4/10	GEORGIA	10-2	L
	Valley	6-2	L
4/17	at Georgia Tech	17-4	W
4/18	at Georgia Tech	10-8	L
4/20	MIGNON MILLS	6-3	W
4/21	FLORIDA	12-1	W
4/22	FLORIDA	9-5	W
4/27	at Tennessee	14-0	W
4/28	at Tennessee	12-4	W
5/7	at Georgia	6-1	W
5/8	at Georgia	5-4	W
5/14	VANDERBILT	4-1	W
5/15	VANDERBILT	9-7	W
5/17	GEORGIA TECH	13-8	L
5/18	GEORGIA TECH	12-6	L
5/21	at Vanderbilt	7-3	W
5/22	at Vanderbilt	13-0	W
5/27	at Miss. State	7-5	L
5/28	at Miss. State	4-3	L
5/31	Miss. State	4-3	L



YEAR-BY-YEAR RESULTS & TEAM STATS

Table with columns: Date, Opponent, Score, W/L. Rows include games from 3/30 to 5/21 against various opponents like Mercer, Georgia Tech, and Alabama.

1949 • 9-10, 6-10 SEC Head Coach: Johnny Williamson (1949-50)

Player statistics table for 1949 season. Columns: Player, AVG, GP, AB, R, H, 2B, 3B, HR, RBI, BB, SAC, SB. Includes totals for the team.

Player statistics table for 1949 season. Columns: Player, ERA, W-L, APP, IP, H, R, BB, SO. Includes totals for the team.

Table with columns: Date, Opponent, Score, W/L. Rows include games from 3/20 to 5/20 against opponents like Tampa, Florida Southern, and Alabama.

1950 • 12-13, 8-11 SEC Head Coach: Johnny Williamson

Player statistics table for 1950 season. Columns: Player, AVG, GP, AB, R, H, 2B, 3B, HR, RBI, BB, SAC, SB. Includes totals for the team.

Player statistics table for 1950 season. Columns: Player, ERA, W-L, APP, IP, H, R, BB, SO. Includes totals for the team.

Table with columns: Date, Opponent, Score, W/L. Rows include games from 3/24 to 5/12 against opponents like B'ham-Southern, Mercer, and Florida.

1951 • 14-11, 8-8 SEC Head Coach: Dick McGowen (1951-57)

Player statistics table for 1951 season. Columns: Player, AVG, AB, R, H, 2B, 3B, HR, RBI. Includes totals for the team.

Player statistics table for 1951 season. Columns: Player, ERA, W-L, APP, IP, H, R, SO. Includes totals for the team.





YEAR-BY-YEAR RESULTS & TEAM STATS

Date	Opponent	Score	W/L
3/22	Mercer	11-3	W
3/22	Mercer	2-1	W
3/26	Montgomery	7-10	L
3/28	* LSU	5-4	W
3/29	* LSU	7-6	W
3/31	* at Georgia Tech	4-4	T
4/1	* at Georgia Tech	11-4	W
4/3	Samford	8-3	W
4/5	* GEORGIA TECH	3-10	L
4/5	* GEORGIA TECH	2-3	L
4/7	Montgomery	4-17	L
4/9	Samford	7-8	L
4/11	* Tulane	7-10	L
4/12	* Tulane	7-7	T
4/16	* OLE MISS	6-5	W
4/17	* OLE MISS	10-6	W
4/21	* ALABAMA	1-5	L
4/22	* ALABAMA	8-4	W
4/25	* at Alabama	14-6	W
4/26	* at Alabama [10]	10-8	W
5/2	* FLORIDA	8-12	L
5/3	* FLORIDA	5-7	L
5/9	* at Florida	2-3	L
5/10	* at Florida	8-5	W
5/13	* Georgia	6-1	W
5/14	* Georgia	4-10	L

1952 • 13-11-2, 10-8-2 SEC
Head Coach: Dick McGowen (1951-57)

Player	AVG	GP	AB	R	H	2B	3B	HR	RBI	BB	SO	SB
Hoehle	.345	20	58	15	20	5	0	1	13	12	5	0
Bair	.324	16	37	9	12	3	2	0	8	13	7	1
Veal	.314	26	102	18	32	9	2	1	16	17	4	7
Walley	.314	16	51	4	16	1	1	0	3	4	7	0
B. McMurry	.306	19	62	10	19	3	2	3	22	16	18	2
Jordan	.290	26	107	18	31	3	3	0	20	23	27	9
Reid	.286	22	70	20	20	3	2	1	16	8	10	1
Nagel	.283	21	67	13	19	3	0	1	8	7	16	0
Snow	.264	14	30	4	8	0	0	0	4	5	4	0
D. McMurry	.229	21	74	13	17	3	0	1	12	9	17	0
Rogers	.225	13	40	9	9	1	0	0	7	11	12	3
Davis	.190	14	45	8	9	2	0	0	4	8	12	2
Jones	.190	22	79	14	15	0	0	0	4	8	12	2
Brown	.190	8	21	5	4	1	0	0	1	5	3	0
Bradberry	.132	13	30	6	4	0	0	0	4	8	12	0
Lockard	.125	6	8	1	1	0	0	0	0	0	2	0
Baker	.125	5	8	0	1	0	0	0	0	0	1	0
Pearce	.000	3	4	0	0	0	0	0	0	0	3	0
Johnston	.000	3	1	0	0	0	0	0	0	0	0	0
AUBURN	.256	26	927	187	237	36	12	8	149	167	171	27
OPPONENTS	.216	26	892	162	193	26	18	12	121	158	139	33

Player	ERA	W-L	APP	IP	H	R	ER	BB	SO
Bradberry	2.71	5-5	13	83.0	43	45	25	69	85
Hoehle	4.10	1-0	6	26.1	26	22	12	27	16
Baker	4.26	0-0	5	19.0	16	16	9	19	0
Snow	4.30	4-5	14	73.1	73	50	35	28	22
Lockard	6.20	3-0	6	24.2	27	21	17	12	13
Ramsey	36.00	0-1	1	1.0	5	4	4	0	1
Johnson	9.00	0-0	3	2.0	0	2	2	8	1
Pearce	4.91	0-0	2	3.2	3	2	2	1	2
TOTALS	4.14	13-11	26	235.0	193	162	108	158	139

Date	Opponent	Score	W/L
3/21	* at Tulane	2-8	L
3/23	* at LSU	6-5	W
3/24	* at LSU	7-11	L
3/30	* at Georgia Tech	5-6	L
3/31	* at Georgia Tech	14-7	W
4/3	* ALABAMA	1-7	L
4/4	* ALABAMA	0-6	L
4/7	Mercer	6-0	W
4/9	Samford	4-3	W
4/10	* Georgia	2-3	L
4/11	* Georgia	3-8	L
4/13	* GEORGIA TECH	11-4	W
4/14	* GEORGIA TECH	5-8	L
4/17	* at Florida	5-6	L
4/18	* at Florida	9-8	W
4/29	Mercer	9-5	W
5/1	* FLORIDA	2-6	L
5/4	* Georgia	5-6	L
5/5	* Georgia	7-5	W
5/8	* at Alabama	9-4	W
5/9	* at Alabama	4-7	L

1953 • 9-12, 6-12 SEC
Head Coach: Dick McGowen (1951-57)

Player	AVG	GP	AB	R	H	2B	3B	HR	RBI
Jimmy Powell	.322	21	59	9	19	1	0	1	14
Howell Tubbs	.272	12	33	8	9	1	0	2	6
Bill McMurry	.270	13	37	7	10	3	0	0	6
Bobby Jordan	.260	21	92	11	24	2	0	0	2
Joe Davis	.243	21	70	17	17	1	3	1	9
Doug Dickey	.240	8	25	7	6	4	0	0	4
Jim Walley	.229	11	35	5	8	3	0	0	2
Jim Pyburn	.221	17	68	12	15	1	2	1	10
Bob Nagel	.218	16	55	9	12	2	0	1	7
Joe Cobb	.218	16	55	7	12	1	1	0	5
Bill Parsons	.138	10	29	3	4	0	0	0	1
Paul Susce	.080	10	25	0	2	0	0	0	2
George Pyle	.500	2	2	0	1	0	1	0	0
Seth Box	.444	8	18	4	8	2	2	0	6
Ernie Snow	.352	7	17	3	6	0	0	1	6
Howard Heiden	.333	3	9	2	3	0	0	1	2
Billy Ray Roberson	.267	6	15	5	4	0	0	2	2
Reuben Finney	.166	3	6	1	1	0	0	0	0
Dave Brown	.100	4	10	3	1	0	0	0	2
Tom McClendon	.090	8	11	1	1	0	0	0	2
Buck Bradberry	.000	6	12	0	0	0	0	0	0
Ben Dolson	.000	2	6	0	0	0	0	0	0
Jack Ramsey	.000	3	6	0	0	0	0	0	0
Mack Lee	.000	2	2	0	0	0	0	0	0
TOTALS	.234	21	697	114	163	21	9	10	88

Player	ERA	W-L	APP	IP	H	R	ER	BB	SO
Tom McClendon	1.48	3-0	9	24.1	18	8	4	15	17
Ernie Snow	2.42	2-3	7	48.1	48	26	13	24	17
Paul Susce	3.83	4-3	10	54.0	43	43	23	45	53
Jack Ramsey	5.11	0-1	3	12.1	10	7	7	17	8
Buck Bradberry	6.68	0-5	6	33.2	39	34	25	29	37
Howell Tubbs	18.00	0-0	1	1.0	3	2	2	1	0
TOTALS	3.84	9-12	21	173.1	161	120	74	131	132

Date	Opponent	Score	W/L
3/8	CAMP RUCKER	9-6	W
3/16	TENNESSEE	12-1	W
3/20	at Florida State	7-2	W
3/22	SAMFORD	16-7	W
	at Camp Rucker	10-8	W
3/26	* GEORGIA	4-3	W
3/29	at Mercer	18-1	W
3/31	MERCER	13-5	W
4/2	* ALABAMA	4-1	W
4/3	* ALABAMA	2-1	W
4/9	* at Georgia Tech	5-2	W
4/10	* at Georgia Tech	4-6	L
4/16	at Georgia	4-3	W
4/17	at Georgia	7-5	W
4/24	* at Florida	8-4	W
4/24	* at Florida	2-1	W
4/30	* FLORIDA	1-2	L
5/1	* FLORIDA	5-2	W
5/4	* at Alabama	2-5	L
5/4	* at Alabama	1-4	L
5/7	* GEORGIA TECH	6-9	L
5/8	* GEORGIA TECH	21-9	W

1954 • 17-5, 8-5 SEC
Head Coach: Dick McGowen (1951-57)

Player	AVG	GP	AB	R	H	2B	3B	HR	RBI
Jim Pyburn	.432	22	88	22	38	5	7	4	29
Byrd Whigham	.362	19	69	17	25	7	0	0	9
Howell Tubbs	.345	20	67	12	24	4	2	2	22
Doug Dickey	.345	22	87	19	30	5	2	3	20
Herbie Pearce	.321	9	28	3	9	0	0	0	5
Bob Nagel	.229	21	70	19	16	4	0	2	11
L.F. Lanier	.226	13	31	9	7	0	0	0	3
Jimmy Powell	.200	22	60	15	12	1	2	0	14
Guy Young	.173	22	81	19	14	2	1	0	18
Joe Davis	.162	21	68	7	11	2	0	0	14
Ben Dolson	1.000	1	2	1	2	0	0	0	0
Wynton Overstreet	.625	5	8	2	5	0	0	0	0
Reuben Finney	.364	6	11	3	4	0	0	0	4
Dan Branson	.273	6	11	3	3	0	0	0	3
Paul Susce	.209	8	24	0	5	1	0	0	1
Jack Ramsey	.143	5	7	2	1	0	0	0	0
Tom McClendon	.125	6	8	1	1	0	0	0	2
Lee Wingard	.091	7	11	1	1	0	0	0	2
Others	.333	6	0	2	1	0	0	0	1
TOTALS	.282	22	740	154	208	32	14	11	150

Player	ERA	W-L	APP	IP	H	R	BB	SO
Paul Susce	0.99	7-1	8	64.0	42	15	30	57
Herbie Pearce	1.49	5-1	9	54.2	36	18	18	38
Jack Ramsey	2.26	2-1	5	28.0	29	18	11	12
Wynton Overstreet	2.35	1-0	5	15.1	9	7	13	9
Tom McClendon	6.09	2-2	6	21.0	21	19	14	4
Others	-	0-0	-	6.0	11	10	7	2
TOTALS	2.19	17-5	22	189.0	148	86	94	122



YEAR-BY-YEAR RESULTS & TEAM STATS

Table with columns: Date, Opponent, Score, W/L. Rows include games from 3/25 to 5/7 against opponents like FORT BENNING, SAMFORD, Mercer, Georgia Tech, MERCER, VANDERBILT, GEORGIA, FLORIDA, and ALABAMA.

1955 • 9-16, 5-11 SEC Head Coach: Dick McGowen (1951-57)

Player statistics table for 1955. Columns: Player, AVG, GP, AB, R, H, 2B, 3B, HR, RBI. Includes totals for AVG (.288), GP (25), AB (890), R (172), H (256), 2B (42), 3B (7), HR (9), RBI (153).

Pitcher statistics table for 1955. Columns: Player, ERA, W-L, APP, IP, H, R, BB, SO. Includes totals for ERA (9-16), W-L (25), APP (215.2), IP (249), H (191), R (119), BB (133), SO (0).

Table with columns: Date, Opponent, Score, W/L. Rows include games from 3/17 to 5/8 against opponents like Florida Southern, Georgia, MERCER, TENNESSEE, FLORIDA, ALABAMA, Georgia Tech, and Kentucky.

1956 • 12-11, 9-7 SEC Head Coach: Dick McGowen (1951-57)

Player statistics table for 1956. Columns: Player, AVG, GP, AB, R, H, 2B, 3B, HR, RBI, SB. Includes totals for AVG (.269), GP (23), AB (756), R (165), H (204), 2B (25), 3B (12), HR (12), RBI (141), SB (54).

Pitcher statistics table for 1956. Columns: Player, ERA, W-L, APP, IP, H, R, ER, BB, SO. Includes totals for ERA (4.06), W-L (12-11), APP (23), IP (170.2), H (191), R (123), ER (77), BB (111), SO (118).

Table with columns: Date, Opponent, Score, W/L. Rows include games from 3/19 to 5/7 against opponents like Florida State, GEORGIA, KENTUCKY, FLORIDA STATE, and ALABAMA.

1957 • 16-10, 11-4 SEC Head Coach: Dick McGowen (1951-57)

Player statistics table for 1957. Columns: Player, AVG, GP, AB, R, H, 2B, 3B, HR, RBI, SB. Includes totals for AVG (.292), GP (26), AB (889), R (176), H (261), 2B (29), 3B (13), HR (10), RBI (154), SB (24).

Pitcher statistics table for 1957. Columns: Player, ERA, W-L, APP, IP, H, R, ER, BB, SO. Includes totals for ERA (3.24), W-L (16-10), APP (26), IP (222.0), H (228), R (132), ER (80), BB (106), SO (144).





YEAR-BY-YEAR RESULTS & TEAM STATS

•SEC CHAMPIONS•			
•SEC EAST CHAMPIONS•			
Date	Opponent	Score	W/L
3/20	at Florida State	4-3	W
3/20	at Florida State	10-7	W
3/21	* at Florida	6-9	L
3/22	* at Florida	2-8	L
3/28	* at Georgia	5-1	W
3/29	* at Georgia	5-3	W
4/2	at Mercer	11-4	W
4/4	* VANDERBILT	25-4	W
4/5	* VANDERBILT	1-0	W
4/5	* VANDERBILT	8-0	W
4/11	MERCER	5-17	L
4/12	* GEORGIA TECH	14-11	W
4/14	* GEORGIA TECH	11-3	W
4/18	at Alabama	5-7	L
4/19	* at Georgia Tech	3-2	W
4/21	* at Georgia Tech	15-0	W
4/22	ALABAMA	5-7	L
4/25	ALABAMA	9-3	W
4/26	FLORIDA STATE	1-5	L
4/28	FLORIDA STATE	2-4	L
4/30	SAMFORD	4-6	L
5/2	* GEORGIA	7-14	L
5/3	* GEORGIA	4-1	W
5/9	* FLORIDA	12-4	W
5/10	* FLORIDA	5-1	W
5/14	# at Alabama (14)	3-2	W
5/15	# at Alabama	5-4	W

SEC Playoff (1st)

1958 • 17-8, 12-3 SEC
Head Coach: Joe Connally (1958)

Player	AVG	GP	AB	R	H	2B	3B	HR	RBI	SB
Pete Duke	.347	25	95	22	33	3	2	3	17	7
L.F. Lanier	.331	27	118	27	39	8	4	2	24	4
Jack Crouch	.296	27	108	17	32	5	2	2	30	6
Jimmy Laster	.285	24	84	13	24	5	0	1	16	5
Tommy Lorio	.280	22	50	17	14	3	0	0	5	0
Shot Johnston	.260	16	50	11	13	2	1	3	15	0
Gerald George	.254	15	59	11	15	0	1	0	6	1
Rex Frederick	.238	24	84	22	20	6	2	3	16	6
Lloyd Nix	.195	25	77	14	15	3	1	0	10	2
Bob James	.180	15	50	9	9	0	0	0	4	3
Jimmy Lee	.500	1	2	0	1	0	0	0	0	0
Alan Koch	.457	11	35	6	16	1	0	1	11	0
Jackie Burkett	.375	12	32	10	11	3	0	0	10	2
Tommy Watts	.333	2	3	1	1	0	0	0	0	0
Morris Savage	.286	4	7	1	2	0	0	0	2	0
Charlie Carlan	.206	16	34	4	7	0	0	0	5	1
Fred McDuffie	.200	15	5	0	1	0	0	0	0	0
Quineth Roberts	.185	10	27	8	5	0	0	0	2	0
Henry Dumas	.167	5	12	1	2	1	0	0	2	0
Jim Shirley	.125	4	8	3	1	0	0	0	0	0
Bill Cowthorne	.000	4	1	0	0	0	0	0	0	0
John Martin	.000	1	0	0	0	0	0	0	0	0
TOTALS	.278	27	951	198	261	42	13	15	174	40
Player	ERA	W-L	APP	IP	H	R	ER	BB	SO	
Red Roberts	1.58	7-1	10	81.0	55	20	14	77	32	
Alan Koch	2.44	7-2	11	81.0	75	36	22	76	35	
Jim Shirley	2.70	1-1	4	23.0	18	7	7	15	7	
Fred McDuffie	4.63	2-1	5	11.0	17	11	6	7	7	
Henry Dumas	5.79	1-2	4	23.0	29	32	15	25	22	
Lloyd Nix	1.93	0-0	2	5.0	6	5	1	1	3	
Tommy Watts	2.08	1-0	2	5.0	4	1	1	3	5	
Bill Cowthorne	10.56	0-1	4	8.0	18	9	9	7	4	
Shot Johnson	22.50	0-0	1	2.0	3	5	5	1	2	
John Martin	27.00	0-0	1	0.1	1	1	1	1	1	
TOTALS	2.48	19-8	27	290	219	118	80	214	115	

•SEC CHAMPIONS•			
•SEC EAST CHAMPIONS•			
Date	Opponent	Score	W/L
3/15	Spring Hill	0-2	L
3/15	Spring Hill	1-1	T
3/17	Florida State	4-8	L
3/17	Florida State	3-11	L
3/25	Samford	1-2	L
3/27	* Georgia	3-9	L
3/28	* Georgia	8-5	W
3/31	Troy State	4-3	W
4/3	* Vanderbilt	15-4	W
4/4	* Vanderbilt	8-3	W
4/4	* Vanderbilt	10-4	W
4/6	ALABAMA	8-6	W
4/10	* GEORGIA TECH	2-7	L
4/11	* GEORGIA TECH	9-4	W
4/17	* at Georgia Tech	1-5	L
4/21	Mercer	5-6	L
4/24	Troy State	13-4	W
4/24	Troy State	6-5	W
4/25	Mercer	4-3	W
4/29	Samford	8-3	W
5/1	* Georgia	13-3	W
5/2	* Georgia	7-1	W
5/4	at Alabama	8-6	W
5/8	* at Florida	3-2	W
5/9	at Florida	2-4	L
5/13	Florida State	4-3	W
5/14	Florida State	8-6	W

1959 • 15-11-1, 8-4 SEC
Head Coach: Erk Russell (1959-62)

Player	AVG	GP	AB	R	H	2B	3B	HR	RBI	SB
Alan Koch	.419	25	86	14	36	6	2	0	14	4
Porter Gilbert	.340	19	47	13	16	2	1	0	8	1
Horace Williams	.316	13	38	5	12	4	0	0	6	0
Jim Douglas	.295	26	95	23	28	6	0	1	11	8
Gerald George	.295	24	95	16	28	2	2	0	21	4
Ben Catchings	.252	27	107	18	27	3	1	0	12	7
Jim Hudson	.244	15	45	5	11	3	0	0	6	2
Lloyd Nix	.244	24	90	11	22	2	1	0	12	2
Charlie Carlan	.224	19	67	12	15	3	0	1	11	5
Bo Davis	.214	11	28	3	6	3	0	0	2	1
Rex Frederick	.210	19	62	10	13	0	1	0	11	5
Morris Savage	.196	17	51	7	10	1	0	2	6	0
Jackie Burkett	.171	13	41	6	7	0	0	0	3	2
Joe Woods	.429	2	7	1	3	1	0	0	0	1
Jim Shirley	.417	8	12	3	5	1	0	0	1	0
Harry Daniel	.313	6	16	3	5	1	0	0	3	0
John McCree	.267	10	15	1	4	0	0	0	1	0
Jack Anderson	.200	4	10	1	2	0	0	0	1	1
Robb Robinson	.200	5	5	0	1	0	0	0	0	1
Bob Baker	.100	8	10	3	1	0	0	0	1	0
Bruce White	.000	2	2	0	0	0	0	0	0	0
Mac Whittaker	.000	2	0	0	0	0	0	0	0	0
TOTALS	.271	27	929	155	252	38	8	4	130	44
Player	ERA	W-L	APP	IP	H	R	ER	BB	SO	
Bob Baker	2.70	2-1	7	30.0	29	13	9	11	17	
Lloyd Nix	2.80	6-0	7	58.0	60	25	18	19	30	
Porter Gilbert	2.95	3-4	11	58.0	52	31	19	26	54	
Jim Shirley	4.18	2-2	8	32.0	37	21	15	18	22	
Alan Koch	4.50	1-3	5	30.0	33	24	15	24	28	
Gerald George	2.25	1-1	3	16.0	17	6	4	7	20	
Bruce White	2.25	0-0	2	4.0	2	1	1	2	2	
Mac Whittaker	9.00	0-0	2	1.0	2	2	1	1	0	
TOTALS	3.21	15-11	27	230.0	232	123	82	108	173	

Date	Opponent	Score	W/L
3/21	at Florida State	10-4	W
3/22	at Florida State	8-22	L
3/23	at Florida State	4-11	L
4/1	* at Georgia Tech	2-3	L
4/2	* at Georgia Tech	5-4	W
4/5	ALABAMA	11-10	W
4/8	* at Florida	7-3	W
4/9	* at Florida	6-8	L
4/15	* at Georgia	8-5	W
4/16	* at Georgia	15-4	W
4/19	OGLETHORPE	6-2	W
4/22	* GEORGIA TECH (12)	6-7	L
4/23	* GEORGIA TECH	0-12	L
4/29	* at Kentucky	7-2	W
4/30	* at Kentucky	7-5	W
5/2	* at Tennessee	2-6	L
5/3	at Tennessee	13-11	W
5/6	FLORIDA STATE	8-3	W
5/7	FLORIDA STATE	6-5	W
5/9	* GEORGIA	7-3	W
5/10	* GEORGIA (11)	7-6	W
5/13	* FLORIDA	8-1	W
5/14	* FLORIDA	7-11	L

1960 • 15-8, 10-6 SEC
Head Coach: Erk Russell (1959-62)

Player	AVG	GP	AB	R	H	2B	3B	HR	RBI	SB
Benny Catchings	.356	23	104	21	37	5	3	0	21	9
Jim Douglas	.347	23	98	29	34	5	1	1	18	2
Jack Bludworth	.289	13	38	7	11	2	0	1	5	0
Larry Nichols	.285	23	98	15	28	7	0	2	19	10
Bill Breakfield	.280	22	75	16	21	5	0	4	21	2
Jack Anderson	.254	23	83	18	21	1	2	0	7	2
Jim Hudson	.236	22	72	8	17	0	1	1	10	0
Alan Koch	.234	18	47	15	11	1	0	2	9	0
Harry Daniel	.234	18	64	8	15	4	1	0	3	0
Jim Boyd	.192	9	26	5	5	0	0	1	4	0
Joe Woods	.173	22	75	10	13	2	1	0	7	1
Mac Whittaker	.250	7	12	2	3	0	0	0	1	0
Jay Lundstrom	.143	5	7	2	1	0	0	0	0	0
John McCree	.143	4	7	0	1	0	0	0	0	0
Bob Baker	.091	8	11	3	1	0	0	0	1	0
Bert Webb	.000	1	0	0	0	0	0	0	0	0
TOTALS	.268	23	817	159	219	32	9	12	126	28
Player	ERA	W-L	APP	IP	H	R	ER	BB	SO	
Alan Koch	3.00	7-2	10	81.0	79	34	27	31	88	
Jim Boyd	5.43	3-3	9	63.0	65	51	38	49	45	
Mac Whittaker	6.45	2-0	8	34.0	30	26	22	24	11	
Bob Baker	10.00	3-3	9	27.0	32	32	30	21	11	
John McCree	22.50	0-0	1	2.0	3	5	5	2	2	
TOTALS	5.31	15-8	23	207.0	209	148	122	128	158	



YEAR-BY-YEAR RESULTS & TEAM STATS

•SEC EAST CHAMPIONS•

Date	Opponent	Score	W/L
3/17	Huntingdon	10-0	W
3/18	Huntingdon	10-5	W
3/20	* Vanderbilt	6-2	W
3/21	* Vanderbilt	5-0	W
3/23	Northeast Louisiana	11-3	W
3/24	Northeast Louisiana	8-2	W
3/27	* Georgia	5-6	L
3/28	* Georgia	3-2	W
4/3	* FLORIDA	2-4	L
4/4	* FLORIDA	8-2	W
4/10	* at Georgia Tech	10-6	W
4/11	* at Georgia Tech	8-6	W
4/17	* Georgia	6-1	W
4/18	* Georgia	5-4	W
4/20	Florida State	5-3	W
4/22	* Tennessee	6-0	W
4/23	* Tennessee	7-5	W
4/24	* Kentucky	1-2	L
4/25	* Kentucky	4-5	L
5/1	* at Florida	10-4	W
5/2	* at Florida	0-4	L
5/4	Florida State	4-2	W
5/5	Florida State	19-5	W
5/8	* GEORGIA TECH	5-1	W
5/9	* GEORGIA TECH	10-2	W
5/13	# OLE MISS	10-9	W
5/15	# at Ole Miss	0-7	L
5/16	# at Ole Miss	0-5	L

SEC Playoff (2nd)

1964 • 21-7 13-5 SEC
Head Coach: Paul Nix (1963-84)

Player	AVG	AB	R	H	2B	3B	HR	RBI	SB
Jimmy Barfield	.374	115	24	43	13	6	2	24	4
Otis Bibb	.360	114	32	41	7	4	1	9	10
Ronnie Baynes	.326	98	25	32	1	1	1	20	5
Dink Haire	.317	104	14	33	3	1	0	11	17
Jimmy Martin	.308	120	25	37	4	3	0	11	6
Tandy Gerards	.303	119	15	36	4	1	1	23	5
Jim Bachus	.281	96	21	27	6	3	2	23	7
Harry Doles	.240	96	10	23	2	0	1	9	1
Jimmy Crysel	.207	29	3	6	1	0	0	1	1
George Nichols	.600	5	1	3	0	0	0	1	0
Monty Sharpe	.250	4	0	1	0	0	0	0	0
Frank Fryer	.200	15	3	3	1	0	0	2	0
Jerry Lewter	.200	5	1	1	0	0	0	0	0
Duke Shackelford	.000	11	0	0	0	0	0	0	0
Larry Wilson	.000	1	0	0	0	0	0	0	0
Larry Hartley	.000	1	0	0	0	0	0	0	0
TOTALS	.307	933	174	286	42	19	8	134	56

Player	ERA	W-L	IP	H	R	ER	BB	SO
Monty Sharpe	2.16	3-2	33.1	29	13	8	14	23
Jimmy Crysel	2.17	9-1	74.2	50	21	18	28	51
George Nichols	2.49	3-0	43.1	26	16	12	27	24
Jerry Lewter	2.65	3-1	34.0	32	12	10	21	23
Duke Shackelford	2.88	1-3	53.0	31	25	17	39	54
Larry Wilson	1.50	1-0	6.0	6	1	1	3	3
Larry Hartley	4.50	1-0	2.0	3	3	1	4	1
TOTALS	2.45	21-7	246.1	177	91	67	136	179

•SEC EAST CHAMPIONS•

Date	Opponent	Score	W/L
3/19	* KENTUCKY	5-4	W
3/20	* KENTUCKY	11-6	W
3/22	* TENNESSEE	7-3	W
3/27	* Georgia	4-3	W
3/27	* Georgia	6-1	W
4/2	* at Florida	3-4	L
4/3	* at Florida	0-5	L
4/5	Florida State	1-6	L
4/6	Florida State	0-12	L
4/9	GEORGIA TECH	13-3	W
4/10	GEORGIA TECH	4-0	W
4/14	Oglethorpe	11-2	W
4/16	* Vanderbilt	13-4	W
4/17	* Vanderbilt	24-9	W
4/23	* Georgia	3-5	L
4/24	* Georgia	3-1	W
4/30	* FLORIDA	6-1	W
5/1	* FLORIDA	5-4	W
5/7	at Georgia Tech	4-5	L
5/8	at Georgia Tech	5-13	L

1965 • 13-7 10-3 SEC
Head Coach: Paul Nix (1963-84)

Player	AVG	AB	R	H	2B	3B	HR	RBI	SB
Frank Fryer	.373	75	15	28	5	6	3	22	3
Dink Haire	.333	81	19	27	6	2	0	15	11
Pete McKenzie	.333	81	16	27	6	3	1	18	2
Scotly Long	.257	74	11	19	2	1	1	8	2
Ralph Wells	.256	78	15	20	1	0	2	12	1
Reggie Gilbert	.250	72	21	18	6	2	0	5	7
Ronnie Sharpe	.250	28	5	7	1	1	0	1	0
Ronnie Baynes	.227	66	6	15	1	1	1	9	5
Harry Doles	.185	65	13	12	3	0	1	5	3
Don Hand	.400	10	2	4	0	1	0	2	0
Sam Monte	.333	6	1	2	1	0	0	2	0
Jimmy Crysel	.300	10	3	3	1	0	1	5	1
Bill Turberville	.200	5	1	1	0	0	0	0	0
Larry Hartley	.200	5	1	1	0	0	0	0	0
TOTALS	.280	656	129	184	33	17	10	104	35

Player	ERA	W-L	IP	H	R	ER	BB	SO
Montie Sharpe	2.48	7-2	72.1	54	28	20	28	67
Jerry Lewter	3.47	3-0	23.1	25	9	9	16	24
Jimmy Crysel	3.60	2-2	30.0	31	21	21	19	17
Larry Hartley	9.00	1-0	6.0	7	6	6	6	4
Don Hand	9.85	0-3	21.0	23	25	23	22	9
TOTALS	4.66	13-7	152.2	140	89	79	91	121

Date	Opponent	Score	W/L
3/18	* VANDERBILT	11-0	W
3/19	* VANDERBILT	8-5	W
3/21	@ Mississippi State	4-2	W
3/22	@ at Florida State	3-6	L
3/22	@ Mississippi State	5-6	L
3/23	@ Ole Miss	3-5	L
3/25	* FLORIDA	4-1	W
3/26	* FLORIDA	10-5	W
4/1	FLORIDA STATE	7-2	W
4/2	FLORIDA STATE	6-2	W
4/2	WAKE FOREST	12-5	W
4/9	* at Florida	4-12	L
4/10	* at Florida	2-8	L
4/11	MIAMI, FLA.	7-1	W
4/12	MIAMI, FLA.	8-3	W
4/15	* at Georgia	3-4	L
4/16	* at Georgia	5-2	W
4/22	GEORGIA TECH	2-1	W
4/23	GEORGIA TECH	2-8	L
4/27	* Tennessee	6-1	W
4/28	* Tennessee	3-7	L
4/29	* at Kentucky	1-2	L
5/6	* GEORGIA	2-3	L
5/7	* GEORGIA	2-9	L
5/17	at Georgia Tech	1-0	W
5/18	at Georgia Tech	3-13	L

@ FSU Tournament (Tallahassee, FL)

1966 • 14-12 6-7 SEC
Head Coach: Paul Nix (1963-84)

Player	AVG	AB	R	H	2B	3B	HR	RBI	SB
Frank Fryer	.361	97	12	35	5	2	1	18	5
Scotly Long	.356	87	15	31	5	0	5	16	3
Pete McKenzie	.313	99	22	31	4	0	0	6	4
Ralph Wells	.280	100	15	28	3	3	4	18	5
Roger Boozer	.256	78	10	20	1	0	2	10	1
Q.V. Lowe	.265	34	4	9	0	0	1	2	1
Harry Doles	.250	80	5	20	4	0	1	12	0
Reggie Gilbert	.203	79	12	16	1	2	0	5	3
Roy Cox	.182	77	11	14	2	1	5	15	2
Johnny Straiton	.208	24	2	5	1	0	2	3	0
Paul Boverf	.176	17	2	3	1	0	0	2	0
Jim Blausser	.111	18	7	2	0	1	0	0	0
TOTALS	.271	190	117	214	27	9	21	107	24

Player	ERA	W-L	IP	H	R	ER	BB	SO
Q.V. Lowe	1.69	8-2	85.0	51	20	16	20	65
Paul Boverf	2.47	2-4	38.0	30	21	10	26	26
Jim Blausser	4.26	4-3	57.0	52	36	27	33	41
TOTALS	2.65	14-9	180.0	133	77	53	79	132



YEAR-BY-YEAR RESULTS & TEAM STATS

- COLLEGE WORLD SERIES•
- SEC CHAMPIONS•
- SEC EAST CHAMPIONS•
- DISTRICT 3 REGIONAL CHAMPS•

Date	Opponent	Score	W/L
3/17	* at Florida	4-3	W
3/18	* at Florida	1-3	L
3/20	at Florida State	12-7	W
3/21	at Florida State	0-1	L
3/22	Springfield	3-6	L
3/24	at Spring Hill	13-3	W
3/25	at Spring Hill	6-5	W
3/28	ALABAMA	0-3	L
3/31	* GEORGIA	6-0	W
4/1	* GEORGIA	5-4	W
4/3	* at Vanderbilt	5-3	W
4/3	* at Vanderbilt	1-0	W
4/4	* at Vanderbilt	22-8	W
4/7	FLORIDA STATE	5-2	W
4/8	FLORIDA STATE	3-9	L
4/10	* KENTUCKY	2-0	W
4/10	* KENTUCKY	2-3	L
4/11	* KENTUCKY	4-1	W
4/15	at Georgia Tech	4-2	W
4/16	at Georgia Tech	9-6	W

1967 • 32-10 15-2 SEC
Head Coach: Paul Nix (1963-84)

Player	AVG	AB	R	H	2B	3B	HR	RBI	BB	SB
Greg Golden	.346	130	31	45	7	2	0	12	31	3
Rick Countryman	.342	111	24	38	2	0	0	15	20	4
George Simmons	.322	152	27	49	4	2	2	29	20	6
Roy Cox	.313	131	22	41	7	1	4	19	12	4
Scotty Long	.280	172	31	49	7	1	11	45	11	5
Roger Boozer	.259	85	16	22	3	1	2	8	10	3
Pete McKenzie	.245	175	22	43	4	3	6	31	3	0
Johnny Stratton	.237	131	20	31	5	0	3	13	19	4
Frank Baldasore	.234	141	22	33	5	1	2	15	19	4
Ty Coppinger	.375	32	1	12	2	1	1	10	0	3
Mike Peden	.316	19	3	6	1	0	1	1	1	0
TOTALS	.289	1279	219	369	47	12	32	198	146	36

Player	ERA	W-L	APP	CG	IP	H	R	ER	BB	SO
Jim Blausler	1.55	5-5	15	7	104.0	65	33	18	38	68
Q.V. Lowe	1.67	15-1	20	10	128.0	88	35	24	39	123
Gene Collins	2.25	4-1	8	1	32.0	18	14	8	20	31
Rodney Wallace	2.25	0-1	6	0	16.0	21	16	4	11	11
Tommy Smith	2.60	4-0	15	1	45.0	32	16	13	22	39
George Simmons	3.18	1-0	2	1	14.0	16	5	5	8	9
Paul Boveret	3.71	3-2	8	1	35.0	31	24	15	30	31
TOTALS	2.09	32-10	74	21	374.0	271	145	87	168	312

4/17	at Mercer	4-3	W
4/21	* TENNESSEE	2-1	W
4/22	* TENNESSEE	4-2	W
4/22	* TENNESSEE	5-0	W
4/25	at Alabama	7-6	W
4/28	* FLORIDA	9-8	W
4/29	* FLORIDA	5-2	W
5/1	SPRING HILL	10-1	W
5/5	* at Georgia	1-0	W
5/6	* at Georgia	19-0	W
5/10	# at Ole Miss	2-1	W
5/12	# OLE MISS	9-6	W
5/19	GEORGIA TECH	8-12	L
5/20	GEORGIA TECH	8-6	W
6/2	! West Virginia	8-3	W
6/3	! Florida State	13-3	W
6/5	! Clemson	2-3	L
6/5	! Clemson	6-5	W
6/12	\$ Ohio State	1-0	W
6/13	\$ Stanford	3-6	L
6/14	\$ Rider	4-3	W
6/15	\$ Stanford	3-5	L
#	SEC Playoff (1st); ! NCAA Dist. 3 (Gastonia, NC - 1st); \$ NCAA CWS (Omaha, NE- T4th)		

Date	Opponent	Score	W/L
3/14	at Southern Miss	6-4	W
3/15	at Southern Miss	5-3	W
3/16	at South Alabama	1-2	L
3/18	at Spring Hill	7-4	W
3/19	at Spring Hill	11-0	W
3/23	* FLORIDA	1-2	L
3/23	* FLORIDA	3-2	W
3/29	* VANDERBILT	8-0	W
3/30	* VANDERBILT	7-1	W
3/30	* VANDERBILT	4-0	W
4/2	at Alabama	1-2	L
4/5	* at Florida	6-2	W
4/6	* at Florida	3-12	L
4/9	INDIANA STATE	10-1	W
4/10	INDIANA STATE	8-0	W
4/12	TULANE	4-2	W
4/13	TULANE	11-0	W
4/15	MIAMI, FLA.	7-5	W
4/16	MIAMI, FLA.	6-1	W
4/17	MERCER	4-3	W
4/18	* at Kentucky	4-5	L
4/18	* at Kentucky	9-16	L
4/20	* at Kentucky	0-3	L
4/22	at Florida State	1-2	L
4/23	at Florida State	3-7	L
4/26	* at Tennessee	4-3	W
4/30	ALABAMA	2-9	L
5/1	at Mercer	4-2	W
5/3	* at Georgia	8-2	W

1968 • 22-12 9-6 SEC
Head Coach: Paul Nix (1963-84)

Player	AVG	AB	R	H	2B	3B	HR	RBI	BB	SB
Frank Baldasore	.360	125	23	45	8	1	5	25	2	2
George Simmons	.340	94	10	32	4	0	1	21	5	3
Rick Countryman	.325	117	25	38	2	1	0	15	4	1
Ty Coppinger	.315	54	8	17	3	0	0	2	1	1
Johnny Stratton	.308	91	19	28	5	0	5	19	2	2
Dennis Womack	.286	49	4	14	0	0	1	7	0	0
Greg Golden	.283	113	25	32	4	0	1	4	2	2
Mike Peden	.271	85	13	23	5	0	5	17	0	0
Roger Boozer	.258	89	21	23	6	0	0	12	1	1
Larry Blakeney	.246	65	8	16	2	0	1	9	2	2
John Shater	.235	85	12	20	3	1	0	8	1	1
Rus Walker	.500	6	0	3	0	0	0	2	0	0
Earl Nance	.444	27	3	12	1	0	0	2	0	0
Gene Collins	.300	10	2	3	0	0	0	1	0	0
Tommy Smith	.200	25	4	5	0	0	0	1	0	0
Rodney Wallace	.154	13	0	2	0	0	0	0	0	0
Joe Hollis	.143	14	2	2	0	0	0	0	0	0
Joey Martin	.130	23	3	3	1	1	0	5	0	0
Paul Boveret	.000	3	0	0	0	0	0	0	0	0
Danny Little	.000	1	0	0	0	0	0	0	0	0
Don Corner	.000	1	0	0	0	0	0	0	0	0
Wick Warren	.000	1	0	0	0	0	0	0	0	0
TOTALS	.291	1091	182	318	44	4	19	150	18	18

Player	ERA	W-L	IP	H	R	ER	BB	SO
George Simmons	1.25	5-3	78.2	44	15	11	22	49
Tommy Smith	1.77	7-4	81.1	62	21	16	56	89
Earl Nance	2.59	5-3	59.1	41	25	17	48	65
Rodney Wallace	3.14	4-1	42.2	45	19	15	10	19
Gene Collins	6.50	1-1	18.1	25	20	13	13	6
Danny Little	4.50	0-0	7.2	6	4	4	3	4
Paul Boveret	18.00	0-0	1.0	1	2	2	1	0
Wick Warren	27.00	0-0	0.0	2	3	3	1	0
TOTALS	2.52	22-12	289.0	226	109	81	154	232

5/4	* at Georgia	3-4	L
5/10	* GEORGIA	7-6	W
5/11	* GEORGIA	8-1	W
5/13	FLORIDA STATE	2-3	L
5/14	FLORIDA STATE	18-1	W

Date	Opponent	Score	W/L
3/14	at Florida State	1-0	W
3/15	at Florida State	1-6	L
3/19	at Spring Hill	18-4	W
3/20	at Spring Hill	4-2	W
3/21	at South Alabama	0-2	L
3/22	at South Alabama	4-5	L
3/25	at Mercer	9-6	W
3/28	OGLETHORPE	2-3	L
3/29	OGLETHORPE	4-1	W
3/29	WEST GEORGIA	2-1	W
4/1	INDIANA STATE	17-1	W
4/4	* at Florida	4-8	L
4/5	* at Florida	2-3	L
4/11	* at Vanderbilt	6-7	L
4/12	* at Vanderbilt	2-1	W
4/12	* at Vanderbilt	0-1	L
4/15	at Alabama	1-2	L
4/18	* GEORGIA	7-3	W
4/19	* GEORGIA	3-5	L
4/21	JACKSONVILLE	19-1	W
4/22	JACKSONVILLE	2-0	W
4/25	* TENNESSEE	3-5	L
4/25	* TENNESSEE	11-7	W
4/26	* TENNESSEE	4-3	W
4/28	* KENTUCKY	2-4	L
4/28	* KENTUCKY	2-0	W
4/29	* KENTUCKY	12-2	W
5/2	* FLORIDA	1-5	L
5/3	* FLORIDA	9-3	W
5/6	ALABAMA	5-1	W
5/9	* at Georgia	2-7	L
5/10	* at Georgia	7-10	L

1969 • 20-17 7-10 SEC
Head Coach: Paul Nix (1963-84)

Player	AVG	AB	R	H	2B	3B	HR	RBI	BB	SB
Andy Merchant	.405	67	15	27	3	2	1	8	1	1
John Shater	.317	123	20	39	4	0	1	15	7	7
Frank Baldasore	.315	111	30	35	5	1	2	20	17	1
Tommy Cason	.309	81	15	25	3	3	0	12	2	2
Dennis Womack	.301	113	24	34	11	0	1	22	7	2
Russ Walker	.283	120	14	34	6	1	0	15	7	5
Larry Blakeney	.270	111	16	30	5	0	0	16	5	7
Ty Coppinger	.264	53	10	14	1	0	0	4	1	2
Joey Martin	.255	51	5	13	0	1	1	9	2	1
Joe Hollis	.242	33	3	8	2	0	0	8	2	2
Ken Dempsey	.224	98	10	22	3	0	2	10	2	2
Roy Tidwell	.190	42	4	8	3	1	0	4	4	4
Beal Lazenby	.471	17	5	8	0	1	0	3	0	3
Don Donaldson	.333	24	6	8	1	0	0	3	3	0
John Hennen	.333	6	2	2	0	0	0	2	1	0
Earl Nance	.267	15	2	4	1	0	0	3	1	1
Wayne Hall	.233	30	5	7	1	0	0	3	1	0
Rodney Wallace	.182	11	0	2	0	0	0	0	0	0
Joe Hoedner	.154	13	1	2	0	0	0	2	1	1
Rick Eisenacher	.115	26	0	3	1	0	0	1	0	0
Gene Collins	.111	9	0	1	0	0	0	0	0	0
Larry Cain	.100	20	2	2	0	0	0	0	2	2
Danny Little	.000	3	0	0	0	0	0	0	0	0
Mike Nix	.000	1	0	0	0	0	0	0	0	0
Wick Warren	.000	0	0	0	0	0	0	0	0	0
TOTALS	.278	1178	189	328	49	10	8	160	65	65

Player	ERA	W-L	IP	H	R	ER	BB	SO
Beal Lazenby	1.31	4-2	37.2	32	9	6	13	26
Rick Eisenacher	1.75	7-3	82.0	62	26	16	33	90
Earl Nance	2.02	1-4	49.1	42	18	11	25	54
John Hennen	2.25	1-0	28.0	22	12	7	17	16
Rodney Wallace	2.91	2-3	37.2	39	14	12	9	37
Gene Collins	3.20	1-0	10.2	8	8	4	15	3
Larry Cain	4.00	3-3	60.0	49	33	27	37	33
Wick Warren	0.00	0-0	0.0	1	0	0	1	0
Danny Little	1.28	1-0	7.1	7	2	1</		



YEAR-BY-YEAR RESULTS & TEAM STATS

Date	Opponent	Score	W/L
3/9	WEST VIRGINIA	2-1	W
3/10	WEST VIRGINIA	0-3	L
3/21	Southern Illinois (NO)	2-8	L
3/22	at Tulane	1-3	L
3/23	at Loyola (N.O.)	9-7	W
3/24	at Loyola (N.O.)	3-0	W
3/27	* at Tennessee	1-2	L
3/27	* at Tennessee	1-0	W
3/28	* at Tennessee	0-1	L
4/3	* at Florida	4-17	L
4/6	at Florida State	4-10	L
4/7	at Florida State	5-3	W
4/10	* VANDERBILT	6-1	W
4/10	* VANDERBILT	2-1	W
4/11	* VANDERBILT	7-0	W
4/14	LOYOLA (N.O.)	8-6	W

1970 • 17-16 9-6 SEC
Head Coach: Paul Nix (1963-84)

Player	AVG	AB	R	H	2B	3B	HR	RBI	SB
NO STATS AVAILABLE									

Player	ERA	W-L	IP	H	R	ER	BB	SO
NO STATS AVAILABLE								

4/15	LOYOLA (N.O.)	9-10	L
4/18	* at Georgia	0-1	L
4/18	* at Georgia [10]	4-5	L
4/21	at Alabama	1-8	L
4/25	* at Kentucky	1-0	W
4/25	* at Kentucky	4-2	W
4/28	MERCER	9-1	W
5/1	* FLORIDA	0-2	L
5/2	* FLORIDA	3-2	W
5/5	ALABAMA [11]	3-2	W
5/8	* GEORGIA [13]	4-3	W
5/9	* GEORGIA [11]	4-3	W
5/11	at Mercer [11]	5-6	L
5/18	FLORIDA STATE	0-5	L
5/19	FLORIDA STATE	6-7	L
5/22	SOUTH ALABAMA	9-7	W
5/23	SOUTH ALABAMA	2-4	L

Date	Opponent	Score	W/L
3/19	Miami, Ohio (I)	7-1	W
3/20	Navy (I)	6-1	W
3/20	Miami, Ohio (I)	6-4	W
3/21	Miami, Ohio (I)	1-5	L
3/21	Cincinnati (I)	17-4	W
3/22	Western Michigan (I)	6-7	L
3/22	Jacksonville (I)	11-4	W
3/23	Western Michigan (I)	9-11	L
3/23	Miami, Ohio (I)	4-13	L
3/26	* TENNESSEE	4-3	W
3/26	* TENNESSEE	5-6	L
3/27	West Georgia	6-4	W
3/27	West Georgia	10-0	W
3/30	South Alabama	3-2	W
3/30	South Alabama	2-9	L
4/2	* at Florida	5-10	L
4/3	* at Florida	6-5	W
4/9	* KENTUCKY	5-6	L
4/10	* KENTUCKY	2-0	W
4/12	* KENTUCKY	13-14	L
4/13	Florida State	8-13	L
4/16	Florida State	11-8	W
4/17	* Georgia	13-7	W
4/19	* Georgia	8-7	W
4/20	Mercer	6-4	W
4/23	ALABAMA	12-8	W
4/24	* FLORIDA	5-2	W
4/30	* FLORIDA	5-2	W
4/30	* at Vanderbilt	1-5	L
4/30	* at Vanderbilt	6-1	W
5/1	* at Vanderbilt	9-0	W

1971 • 23-16 9-7 SEC
Head Coach: Paul Nix (1963-84)

Player	AVG	AB	R	H	2B	3B	HR	RBI	SB
Joey Martin	.417	132	27	55	8	1	0	24	12
Andy Merchant	.325	114	24	37	4	1	4	23	11
Joe Haefer	.322	115	22	37	9	0	7	28	7
Jack Baker	.310	126	26	39	6	1	8	35	4
Ken Dempsey	.307	140	37	43	12	0	8	27	14
Pete Rancourt	.292	96	14	28	4	1	3	20	8
Bill Cameron	.286	105	17	30	4	0	1	14	15
Wayne Hall	.248	109	21	27	6	2	1	10	6
Don Donaldson	.214	84	20	18	6	1	0	13	12
Bill Lawrence	.500	8	4	4	1	0	0	0	0
Hamp Russell	.500	2	1	1	1	0	0	1	0
Earl Nance	.462	26	8	12	3	0	0	4	2
Rick Eisenacher	.357	28	6	10	0	0	0	9	0
Greg Butler	.289	38	2	11	1	0	0	5	1
Bennett Shuman	.286	14	2	4	0	0	0	2	5
Ken Bishop	.235	17	5	4	0	1	0	3	1
Terry Curtis	.200	5	0	1	0	0	0	0	0
Chuck Rush	.200	5	1	1	0	0	0	0	1
Jack Van Yperen	.190	21	2	4	2	0	0	2	0
Tim Hulsey	.167	6	0	1	0	0	0	2	0
Tony Kraft	.167	6	0	1	0	0	0	0	0
David Blodgett	.125	8	1	1	0	0	0	0	0
Larry Kain	.125	8	0	1	0	0	0	1	2
Lynn Jones	.125	8	1	1	0	0	0	0	0
Sonny Murphy	.000	4	1	0	0	0	0	0	0
TOTALS	.303	1225	242	371	67	8	32	223	101

Player	ERA	W-L	IP	H	R	ER	BB	SO
Earl Nance	4.08	6-2	75.0	63	41	34	43	65
Jack Van Yperen	3.85	6-4	74.2	78	49	33	30	51
Rick Eisenacher	3.47	5-3	57.0	53	28	22	25	62
Larry Kain	8.22	3-2	35.0	43	39	32	30	29
Lynn Jones	4.10	1-3	28.0	27	15	13	10	18
Hamp Russell	3.00	1-0	9.1	8	3	3	5	4
Terry Curtis	4.22	0-0	21.1	21	12	10	7	16
Bill Lawrence	6.66	1-2	24.1	28	22	18	7	12
Jack Baker	27.00	0-0	0.2	2	3	3	4	0
TOTALS	4.65	23-16	325.1	323	212	168	161	257

5/3	Atlanta Baptist	8-6	W
5/4	at Alabama	-5	L
5/7	* Georgia	6-8	L
5/8	* Georgia	2-4	L
5/17	Florida State	4-9	L
5/18	Florida State	5-6	L
5/21	South Alabama	6-5	W
5/22	South Alabama	4-10	L

Date	Opponent	Score	W/L
3/16	AUSTIN-PEAY	16-5	W
3/16	AUSTIN-PEAY	4-13	L
3/17	at South Alabama	0-1	L
3/20	WEST GEORGIA	10-2	W
3/20	JAXVILLE STATE	0-4	L
3/21	WEST GEORGIA	9-0	W
3/24	at Florida State	9-3	W
3/25	at Florida State	13-16	L
3/31	* FLORIDA	3-11	L
4/1	* FLORIDA	13-6	W
4/4	ALABAMA	3-0	W
4/4	ALABAMA	6-8	L
4/8	* at Kentucky	5-2	W
4/8	* at Kentucky	4-5	L
4/11	MERCER	5-2	W
4/12	ATLANTA BAPTIST	8-4	W
4/14	* at Georgia	6-7	L
4/15	* at Georgia	10-6	W
4/17	JACKSONVILLE	2-6	L
4/18	JACKSONVILLE	2-5	L
4/21	* at Florida	6-5	W
4/22	* at Florida [20]	7-6	W
4/25	at Alabama	8-4	W
4/25	at Alabama	1-9	L
4/26	ATLANTA BAPTIST	11-2	W
4/28	* VANDERBILT	1-5	L
4/28	* VANDERBILT	7-3	W
4/29	* VANDERBILT	2-6	L
5/5	* GEORGIA	0-2	L
5/6	* GEORGIA	2-1	W

1972 • 18-17 7-6 SEC
Head Coach: Paul Nix (1963-84)

Player	AVG	AB	R	H	2B	3B	HR	RBI	SB
Andy Merchant	.378	125	26	47	4	5	4	16	6
Joe Haefer	.338	130	27	44	5	2	8	35	12
David Blodgett	.291	48	10	14	3	0	1	8	2
Gary Daley	.280	50	13	14	4	1	0	4	1
Bill Cameron	.274	124	16	34	8	0	2	22	17
Johnny Simmons	.265	128	19	34	6	1	0	11	8
Tim Hulsey	.254	55	5	14	1	0	0	1	0
Greg Butler	.217	115	19	25	3	0	1	19	5
Ken Bishop	.210	57	9	12	1	0	1	9	0
Wayne Hall	.175	114	6	20	0	2	0	16	2
Bennett Shuman	.078	38	5	3	1	1	0	3	3
Mark Hatchett	1.000	3	4	3	3	0	0	2	0
Tony Kraft	.667	6	1	4	0	0	0	2	0
Matt Waller	.667	3	1	2	0	1	0	2	0
Bill Lawrence	.428	28	10	12	1	1	0	3	0
Lynn Jones	.333	9	5	3	0	0	0	2	2
George Wheeler	.272	22	2	6	3	0	1	4	0
Sam Rodenhizer	.250	4	1	1	0	0	0	0	0
Terry Curtis	.250	4	0	1	0	0	0	0	0
Chuck Rush	.200	20	1	4	0	0	0	0	0
Jim Handley	.125	8	0	1	0	0	0	0	0
Jack Van Yperen	.121	33	3	4	1	0	0	0	0
Steve Foxwell	.000	1	1	0	0	0	0	0	0
Kim Shugart	.000	1	1	0	0	0	0	0	0
Sonny Murphy	.000	2	0	0	0	0	0	0	0
TOTALS	.268	1128	185	302	44	14	18	159	58

Player	ERA	W-L	IP	H	R	ER	BB	SO
Jack Van Yperen	1.96	5-7	87.0	76	41	19	34	60
Sam Rodenhizer	2.19	2-0	12.1	15	5	3	3	10
George Wheeler	2.94	2-4	55.0	57	31	18	17	25
Lynn Jones	3.00	1-0	18.0	25	13	6	3	12
Jim Handley	3.40	2-1	34.1	28	17	13	20	19
Bill Lawrence	3.77	5-3	74.0	76	43	31	17	49
Matt Waller	6.00	0-1	9.0	12	8	6	5	4
Terry Curtis	6.92	0-1	13.1	16	16	10	7	7
TOTALS	3.15	17-17	303.0	305	174	106	106	186

5/15	at Mercer	6-3	W
5/16	FLORIDA STATE	9-3	W
5/19	SOUTH ALABAMA	1-6	L
5/20	SOUTH ALABAMA	1-5	L



YEAR-BY-YEAR RESULTS & TEAM STATS

Table with columns: Date, Opponent, Score, W/L. Rows include games from 3/15 to 4/24 against various opponents like Jacksonville, Middle Tenn. State, Mercer-Atlanta, etc.

1973 • 20-19 7-9 SEC Head Coach: Paul Nix (1963-84). Player stats table with columns: Player, AVG, AB, R, H, 2B, 3B, HR, RBI, BB, SO, SF/SH, SB.

Results table for 1973 with columns: Date, Opponent, Score, W/L. Rows include games against Alabama, Vanderbilt, South Alabama, Georgia, Florida State, etc.

Table with columns: Date, Opponent, Score, W/L. Rows include games from 3/11 to 4/12 against opponents like Maryland, Jacksonville, Columbus Col., etc.

1974 • 31-13 11-6 SEC Head Coach: Paul Nix (1963-84). Player stats table with columns: Player, AVG, AB, R, H, 2B, 3B, HR, RBI, BB, SO, SF/SH, SB.

Results table for 1974 with columns: Date, Opponent, Score, W/L. Rows include games against Georgia, Alabama, Mercer, Florida, etc.

Table with columns: Date, Opponent, Score, W/L. Rows include games from 3/7 to 4/19 against opponents like B'ham-Southern, Marietta College, Clemson, etc.

1975 • 24-21 7-9 SEC Head Coach: Paul Nix (1963-84). Player stats table with columns: Player, AVG, GP, AB, R, H, 2B, 3B, HR, RBI, BB, SO, SH/SF, SB.

Results table for 1975 with columns: Date, Opponent, Score, W/L. Rows include games against Troy State, Vanderbilt, Mississippi State, etc.





YEAR-BY-YEAR RESULTS & TEAM STATS

•COLLEGE WORLD SERIES•
•SEC CHAMPIONS•
•SEC WEST CHAMPIONS•
•SOUTH REGIONAL CHAMPIONS•

Date	Opponent	Score	W/L
2/26	HOUSTON	5-0	W
2/26	HOUSTON	0-7	L
3/3	B'HAM-SOUTHERN	4-1	W
	TROY STATE	12-0	W
3/8	* at Alabama	4-0	W
3/8	* at Alabama	5-2	W
3/9	* at Alabama	11-5	W
3/11	NORTH ALABAMA	12-0	W
3/11	NORTH ALABAMA	3-1	W
3/17	NOTRE DAME	10-2	W
3/17	NOTRE DAME	9-0	W
3/18	NOTRE DAME	8-6	W
3/19	* at Ole Miss	3-2	W
3/19	* at Ole Miss	6-4	W
3/20	* at Ole Miss	1-0	W
3/22	OHIO	6-4	W
3/22	OHIO	7-4	W
3/23	OHIO	2-1	W
3/23	OHIO	8-9	L
3/24	OHIO	6-4	W
3/27	* MISSISSIPPI STATE	1-6	L
3/27	* MISSISSIPPI STATE	1-3	L
4/2	at Georgia	11-3	W
4/3	at Georgia	2-3	L
4/5	JAX'VILLE STATE	5-3	W

1976 • 37-15, 12-7 SEC
Head Coach: Paul Nix (1963-84)

Player	AVG	GP	AB	R	H	2B	3B	HR	RBI	BB	SO	SH/SE	SB
Richie Howard, 3b	.383	42	133	28	51	8	0	10	52	26	18	0/1	5
Tommy Morton, c	.322	44	121	24	39	10	0	3	27	18	20	4/3	3
Dom Fucci, dh	.311	24	61	9	19	2	1	0	7	11	7	0/0	6
Mickey Miller, 2b	.308	52	172	39	53	12	1	0	31	24	9	5/3	15
Curt Cope, of	.287	40	101	14	29	4	0	2	22	25	21	6/3	21
Gray Morrison, of	.277	51	173	28	48	7	1	1	29	16	26	4/1	2
Chuck Moore, of	.265	28	102	20	27	5	1	1	9	14	24	4/1	5
Steve Reg, of	.243	49	144	19	35	4	2	4	31	22	32	1/1	6
John Trapeser, c	.238	25	63	5	15	1	0	0	7	8	10	2/0	0
Jim Block, ss	.237	32	76	18	18	2	0	0	4	26	14	1/1	3
S. Montgomery, ss	.230	37	100	18	23	4	0	5	9	19	17	5/0	1
J.B. Brown	.225	26	71	11	16	1	1	0	9	9	14	4/0	1
Ben Spivey, of	.143	11	14	4	2	0	0	0	1	3	6	0/0	1
Eddie Staub, c	.000	1	2	0	0	0	0	0	0	0	1	0/0	0
David Mowen, 3b	.000	1	1	0	0	0	0	0	0	1	1	0/0	0
Chuck Phab, 2b	.000	2	2	0	0	0	0	0	0	0	1	0/0	0
Mike Frazier, of	.000	2	1	1	0	0	0	0	1	0	0	0/0	0
Stuart Wilson, of	.000	3	0	3	0	0	0	0	0	0	0	0/0	0
TOTALS	.283	52	1506	286	426	66	8	28	251	236	246	40/16	75
OPPONENTS	.212	52	1500	175	318	40	10	15	142	177	299	11/8	59

Player	ERA	W-L	APP	GS	CG	SHO	IP	H	R	ER	BB	SO
Robert Hudson	1.74	10-5	22	14	6	2	114.0	86	42	22	34	73
Mark McClanahan	2.16	4-0	18	1	1	0	41.2	31	15	10	17	33
David O'Hare	2.23	4-2	14	5	0	0	44.0	47	25	11	25	40
Joe Beckwith	2.25	9-3	17	13	5	3	84.0	65	33	21	35	64
Terry Leach	2.57	8-5	15	14	6	1	84.0	54	34	24	41	71
Mark Wimberly	3.38	2-0	6	1	0	0	16.0	13	6	6	13	7
David Sullivan	4.50	0-0	3	1	0	0	6.0	10	9	3	7	5
Kent Skinner	5.62	0-0	4	0	0	0	9.2	12	11	6	5	6
TOTALS	2.32	37-15	52	52	18	8	399.1	318	175	103	177	299

4/5	JAX'VILLE STATE	6-7	L
4/9	* at LSU	3-4	L
4/9	* at LSU	5-2	W
4/10	* at LSU	1-3	L
4/12	NEW ORLEANS	5-1	W
4/16	* OLE MISS	1-3	L
4/16	* OLE MISS	5-2	W
4/17	* OLE MISS	2-9	L
4/20	at Mercer	4-10	L
4/20	at Mercer	6-2	W
4/26	* at Mississippi State	7-0	W
4/27	* at Mississippi State	2-1	W
4/27	* at Mississippi State	3-1	W
4/30	* LSU	0-2	L
5/1	* LSU	5-1	W
5/3	at B'Ham-Southern	13-4	W
	MERCER	9-4	W
	MERCER	4-3	W
5/13	# at Kentucky	6-7	L
5/16	# KENTUCKY	6-0	W
5/16	# KENTUCKY	14-6	W
5/18	Georgia Tech (A)	6-4	W
5/21	! Middle Tennessee	10-5	W
5/24	! at Florida State	2-1	W
5/25	! Jacksonville	7-5	W
6/11	S Clemson	4-9	L
6/12	S Maine	8-9	L

SEC Playoff (1st); ! South Reg. (Tallahassee, FL - 1st); S CWS (Omaha, NE-17th)

Date	Opponent	Score	W/L
2/24	at Jacksonville	0-1	L
2/24	at Jacksonville	3-2	W
	at Valdosta State	8-4	W
3/3	at Mercer	7-10	L
	MIDDLE TENN. ST.	2-5	L
	MARSHALL	17-5	W
3/17	at Austin Peay	6-5	W
3/18	* at Mississippi State	0-3	L
3/19	* at Mississippi State	0-5	L
3/19	* at Mississippi State	1-12	L
3/22	OHIO	10-3	W
3/22	OHIO	9-3	W
3/23	OHIO	5-3	W
3/23	OHIO	7-8	L
3/25	* LSU	2-0	W
3/26	* LSU	10-2	W
3/26	* LSU	4-2	W
4/2	* OLE MISS	3-1	W
4/2	* OLE MISS	9-4	W
4/3	* OLE MISS	7-14	L
4/5	at B'Ham-Southern	8-6	W
4/6	LIVINGSTON	7-2	W
4/9	* at Alabama	5-11	L
4/9	* at Alabama	5-2	W
4/10	* at Alabama	5-12	L
4/11	MERCER	17-7	W
4/13	GEORGIA	11-2	W

1977 • 28-18, 11-9 SEC
Head Coach: Paul Nix (1963-84)

Player	AVG	GP	AB	R	H	2B	3B	HR	RBI	BB	SO	SH/SE	SB
Steve Renfro	.344	45	154	27	53	8	3	4	36	12	29	5/2	11
Bo Fucci	.342	40	114	32	39	8	1	3	20	23	30	2/1	16
Gray Morrison	.315	39	143	22	45	10	1	1	17	14	29	4/0	3
John Trapeser	.314	24	70	19	22	2	0	4	13	19	9	2/2	1
Rodney Rushing	.305	34	95	10	29	4	1	2	15	8	20	2/1	1
Dom Fucci	.299	46	154	28	46	7	1	2	31	32	35	3/1	21
Chuck Moore	.273	39	121	19	33	3	2	4	23	6	28	1/0	2
S. Montgomery	.267	45	135	35	36	9	1	6	30	35	28	5/4	5
Pat Keedy	.260	46	146	37	38	11	2	8	34	29	45	1/2	7
J.B. Brown	.238	43	143	28	34	8	0	0	22	24	17	2/2	9
Ben Spivey	.143	26	56	13	8	0	0	0	2	19	15	2/0	1
Danny Rollin	.238	8	21	5	5	0	0	0	2	4	3	0/0	1
Tim Thornley	.231	11	26	4	6	1	0	0	6	9	8	0/1	0
Dan Weingarten	.154	8	13	2	2	0	0	0	0	3	3	0/0	0
Robert Hudson	.000	1	1	0	0	0	0	0	0	0	0	0/0	0
Tom Rogan	.000	3	0	1	0	0	0	0	0	2	0	0/0	0
Mike Frazier	.000	1	1	0	0	0	0	0	0	0	0	0/0	0
Tommy Owens	.000	7	2	3	0	0	0	0	0	1	0	0/0	0
TOTALS	.284	46	1395	285	396	71	12	34	251	239	300	30/16	78
OPPONENTS	.249	46	1447	227	360	56	11	25	183	184	262	14/10	55

Player	ERA	W-L	APP	GS	CG	SHO	IP	H	R	ER	BB	SO
Joe Beckwith	1.68	9-5	16	14	10	1	101.1	75	32	19	31	99
Robert Hudson	3.43	9-4	18	13	6	2	89.0	106	53	34	26	65
David Sullivan	5.36	2-3	9	5	1	0	42.0	44	30	25	26	20
Tim Williams	4.76	1-1	11	2	0	0	22.2	22	18	12	16	9
Mark Wimberly	5.12	4-1	15	5	2	1	45.2	44	36	26	20	31
Billy Knight	5.73	2-1	9	2	0	0	22.0	30	21	14	22	10
Martin Lowe	6.35	1-3	16	4	0	0	39.2	34	34	28	39	25
Jay Chwalik	5.40	0-0	2	1	0	0	5.0	5	3	3	4	3
TOTALS	3.94	28-18	46	46	19	4	367.2	360	227	161	184	262

4/15	at South Alabama	14-11	W
4/16	at South Alabama	5-8	L
4/18	TROY STATE	4-1	W
4/20	B'HAM-SOUTHERN	8-5	W
4/21	VALDOSTA STATE	9-10	L
4/23	* MISSISSIPPI STATE	3-0	W
4/24	* MISSISSIPPI STATE	6-4	W
4/24	* MISSISSIPPI STATE	15-6	W
4/25	JAX'VILLE STATE	2-0	W
4/27	COLUMBUS COL.	5-7	L
4/30	* at LSU [10]	0-1	L
4/30	* at LSU	3-0	W
5/2	at Columbus College	15-3	W
5/3	SOUTH ALABAMA	1-9	L
5/4	SOUTH ALABAMA	4-8	L
5/7	* at Ole Miss	4-6	L
5/7	* at Ole Miss	5-1	W
5/8	* at Ole Miss	4-7	L
5/17	at Georgia Tech	7-6	W

Date	Opponent	Score	W/L
2/23	GA. SOUTHWEST.	7-2	W
2/25	HUNTINGDON	5-4	W
3/4	* at Alabama	5-9	L
3/5	* at Alabama	5-3	W
3/5	* at Alabama	3-1	W
3/10	AUSTIN PEAY ST.	14-9	W
3/18	* MISSISSIPPI STATE	1-7	L
3/18	* MISSISSIPPI STATE	2-6	L
3/19	* MISSISSIPPI STATE	11-8	W
3/21	at South Alabama	9-12	L
3/22	at South Alabama	8-16	L
3/23	at New Orleans	0-5	L
3/24	at New Orleans	6-4	W
3/25	* at LSU	0-1	L
3/25	* at LSU	3-0	W
3/26	* at LSU	0-1	L
3/27	FAIRFIELD	1-3	L
3/30	LIVINGSTON	13-9	W
4/1	* at Ole Miss	3-8	L
4/1	* at Ole Miss	6-5	W
4/2	* at Ole Miss	11-6	W
4/3	at Memphis State	2-7	L
4/4	at Memphis State	9-10	L
4/6	MONTEVALLO [11]	4-3	W
4/8	* ALABAMA	13-5	W
4/8	* ALABAMA	11-5	W
4/9	* ALABAMA [6]	12-2	W
4/13	MEMPHIS	11-5	W
4/13	MEMPHIS	4-6	L
4/15	SOUTH ALABAMA	17-6	W

1978 • 33-21, 15-8 SEC
Head Coach: Paul Nix (1963-84)

Player	AVG	GP	AB	R	H	2B	3B	HR	RBI	BB	SO	SH/SE	SB
Dom Fucci	.401	54	177	58	71	15	4	10	44	40	23	3/4	28
J.B. Brown	.3												



YEAR-BY-YEAR RESULTS & TEAM STATS

Table with columns: Date, Opponent, Score, W/L. Lists game results from 2/26 to 4/21.

1979 • 21-21 7-14 SEC Head Coach: Paul Nix (1963-84)

Player statistics table for 1979 season. Columns include AVG, GP, AB, R, H, 2B, 3B, HR, RBI, BB, SO, SH/SF, SB. Includes totals and opponents.

Table with columns: Date, Opponent, Score, W/L. Lists game results from 4/22 to 5/15.

SEC WEST CHAMPIONS

Table with columns: Date, Opponent, Score, W/L. Lists game results from 2/28 to 4/16.

1980 • 27-24 15-8 SEC Head Coach: Paul Nix (1963-84)

Player statistics table for 1980 season. Columns include AVG, GP, AB, R, H, 2B, 3B, HR, RBI, BB, SO, SH/SF, SB. Includes totals and opponents.

Table with columns: Date, Opponent, Score, W/L. Lists game results from 4/17 to 5/13.

SEC Team. (Gainesville, FL - 2nd)

Table with columns: Date, Opponent, Score, W/L. Lists game results from 3/1 to 4/11.

1981 • 27-27 7-16 SEC Head Coach: Paul Nix (1963-84)

Player statistics table for 1981 season. Columns include AVG, GP, AB, R, H, 2B, 3B, HR, RBI, BB, SO, SH/SF, SB. Includes totals and opponents.

Table with columns: Date, Opponent, Score, W/L. Lists game results from 4/12 to 5/11.

* Auburn's 9-0 loss to South Alabama on 4/9 was never played; forfeit by Auburn





YEAR-BY-YEAR RESULTS & TEAM STATS

Date	Opponent	Score	W/L
3/3	at Troy State	4-5	L
3/7	* at LSU7	2-4	L
3/7	* at LSU7	0-11	L
3/10	* OLE MISS7	3-4	L
3/10	* OLE MISS7 [8]	4-5	L
3/11	* OLE MISS	1-4	L
3/18	AUSTIN PEAY	13-10	W
3/20	* MISS. STATE7 [8]	6-5	W
3/20	* MISSISSIPPI STATE7	7-4	W
3/21	* MISSISSIPPI STATE6	4-3	W
3/23	GEORGIA	10-7	W
3/27	* at Alabama [10]	7-8	L
3/28	* at Alabama7	5-8	L
3/28	* at Alabama7 [8]	10-11	L
3/31	JAX'VILLE STATE7	6-4	W
3/31	JAX'VILLE STATE7	6-7	L
4/1	COLUMBUS COL.	9-7	W
4/3	at Huntingdon	20-4	W
4/7	GEORGIA STATE	3-1	W
4/10	* LSU	12-6	W
4/11	* LSU	13-12	W
4/11	* LSU7	9-1	W
4/13	FLORIDA STATE	9-5	W
4/14	FLORIDA STATES	8-10	L
4/15	at Columbus College	20-2	W
4/15	HUNTINGDON	12-4	W
4/18	* at Ole Miss7	0-1	L

1982 • 27-20-1, 8-13-1 SEC Head Coach: Paul Nix (1963-84)

Player	AVG	GP	AB	R	H	2B	3B	HR	RBI	BB	SO	SH/SE	SB
Doug Kirkcouse, ss	.386	48	197	58	76	21	3	17	54	20	25	0/2	6
Bob Barry, 3b	.341	46	173	40	59	6	0	13	57	26	28	1/4	7
David Mogentale, rf	.341	42	135	35	46	6	0	5	24	28	14	3/2	0
Russell Smith, 2b	.333	39	132	32	44	8	1	0	17	24	15	4/1	4
Neal Mitchell, prof	.304	36	138	37	42	11	0	8	23	27	17	2/2	0
Mike Swain, c	.302	35	106	19	32	7	0	2	14	18	13	2/0	0
Robert Somell, c	.295	40	173	32	53	5	3	1	21	19	9	2/0	3
Rayney Dollay, lf	.289	48	173	32	50	12	0	7	37	25	29	1/3	1
Trent Hudson, c	.288	30	80	13	23	2	1	1	13	6	18	1/1	0
J. Meltsvoege, dh	.287	43	157	28	45	8	0	2	25	22	29	4/2	3
Sam Brasso, lf	.277	29	83	15	23	5	0	0	11	4	17	2/1	0
Darryl Wilks, of	.297	11	37	3	11	1	0	1	6	1	4	0/0	1
Ilex Morris, c	.250	8	20	3	5	1	0	0	4	0	2	1/0	0
Jeff Grote, of	.182	7	11	5	2	0	0	0	1	2	2	0/0	1
Robby Moore, if	.000	1	0	1	0	0	0	0	0	0	0	0/0	0
TOTALS	.316	48	1569	348	496	93	8	57	307	222	222	23/18	29
OPPONENTS	.290	48	1553	312	450	72	11	45	273	231	226	19/12	55

Player	ERA	W-L	APP	GS	CG	SV	IP	H	R	ER	BB	SO	WP	HBP
Gary Smith	3.33	3-2	12	9	0	0	51.1	45	26	19	23	27	4	4
Marc Souceda	4.44	4-3	23	4	0	3	54.2	53	33	27	30	33	6	3
Lance Long	5.48	4-2	19	9	2	3	67.1	71	49	41	51	40	5	2
Ward Yerby	5.65	5-5	18	10	2	0	65.1	86	52	41	25	44	3	1
Neal Mitchell	5.82	4-3	10	3	0	0	34.0	46	28	22	32	23	4	2
Steve Childers	5.84	2-2	9	6	0	0	37.0	45	35	24	15	26	0	1
Russell Ricks	7.54	1-0	6	2	0	0	14.1	21	13	12	7	3	0	3
Bill Davis	13.64	2-0	8	1	0	0	27.0	48	45	41	21	10	7	6
Phil Constan	4.50	0-0	5	1	0	2	10.0	9	5	5	2	6	0	2
Barry Clements	6.41	1-3	8	3	0	0	19.2	21	18	14	21	10	3	1
Tim McClain	11.81	0-0	4	0	0	0	5.1	5	8	7	4	4	2	0
TOTALS	5.90	27-20	48	48	5	8	386.0	450	312	253	231	226	34	25
OPPONENTS	7.04	20-27	48	48	10	2	360.2	496	348	282	222	222	53	18

4/18	* at Ole Miss7	3-3	T
4/20	at Florida State	0-14	L
4/21	at Florida State	9-8	W
4/22	at Montevallo	3-1	W
4/24	* at Mississippi State7	2-9	L
4/24	* at Mississippi State5	0-6	L
4/25	* at Mississippi State	0-10	L
4/27	UAB	13-1	W
4/28	B'HAM-SOUTHERN	10-12	L
4/29	JACKSON STATE	4-1	W
5/1	* ALABAMA7 [8]	8-7	W
5/1	* ALABAMA7 [8]	8-5	W
5/2	* ALABAMA7	9-14	L
5/4	TROY STATE	14-12	W
5/5	LIVINGSTON	13-9	W
5/8	CLEMSON [11]	7-6	W
5/8	CLEMSON	10-22	L
5/9	CLEMSON [12]	9-0	W
5/10	MONTEVALLO	8-3	W
5/11	at Georgia State	11-1	W
5/12	at Georgia Tech	6-8	L

Date	Opponent	Score	W/L
2/23	at Florida State	9-12	L
2/23	at Florida State	1-6	L
3/2	GEORGIA	0-5	L
3/2	GEORGIA	11-7	W
3/3	at Troy State	5-6	L
3/5	at Columbus Col. [12]	7-8	L
3/8	ILLINOIS STATE	6-17	L
3/10	* OLE MISS	8-12	L
3/11	* OLE MISS	5-6	L
3/11	* OLE MISS	6-12	L
3/19	* at Mississippi State	0-8	L
3/19	* at Mississippi State	1-5	L
3/20	* at Mississippi State	2-7	L
3/22	ALA. CHRISTIAN	13-6	W
3/23	FLORIDA STATE	5-7	L
3/27	* LSU	6-3	W
3/27	* LSU	5-4	W
3/29	at Jacksonville State	1-11	L
3/31	Alabama (Bham)	3-12	L
4/2	* at Alabama	5-6	L
4/3	* at Alabama	2-3	L
4/3	* at Alabama	7-6	W
4/5	JAX'VILLE ST. [11]	6-5	W
4/10	COLUMBUS COL.	6-4	W
4/11	MONTEVALLO	7-0	W
4/12	at UAB	5-6	L
4/13	at Alabama Christian	19-14	W
4/14	at Georgia Tech	7-16	L
4/16	* at Ole Miss	4-12	L
4/16	* at Ole Miss	9-10	L
4/17	* at Ole Miss	7-10	L
4/19	at Georgia	11-5	W

1983 • 16-34, 4-18 SEC Head Coach: Paul Nix (1963-84)

Player	AVG	GP	AB	R	H	2B	3B	HR	RBI	BB	SO	SAC	SB-ATT	
Dean Sunseri	.317	26	63	11	20	2	0	0	9	22	13	1	1-3	
Chris Senn	.316	15	57	13	18	2	0	2	11	26	7	8	2-12	
D. Friend	.290	49	186	39	54	14	0	11	47	101	26	21	4-34	
Kevin Jordan	.284	27	88	18	25	9	0	3	17	43	18	19	2-6	
Russell Smith	.281	48	167	30	47	7	2	3	30	67	33	24	6-34	
Bo Jackson	.279	26	68	14	19	4	0	4	13	35	20	34	0-5	
Mark Hutchinson	.264	49	159	31	42	5	2	1	11	54	33	15	3-23	
Bob Barry	.263	26	80	19	21	4	1	6	14	43	24	17	0-23	
Paul Foster	.251	48	179	32	45	7	1	5	35	81	17	42	2-23	
Trent Hudson	.237	36	135	28	32	6	1	5	25	55	11	21	0-1	
David Miller	.242	30	91	23	22	6	0	5	17	43	21	37	1-34	
Jamie Basso	.230	47	161	32	37	9	0	7	23	67	28	31	4-10	
Jeff Grote	.206	27	68	11	14	3	1	1	6	22	15	17	0-12	
Donnie Thomas	.296	8	27	7	8	1	0	3	5	18	5	6	1-1	
David Plumb	.200	10	30	1	6	1	0	0	2	7	3	3	2-0-0	
Scott Embleau	.130	8	23	4	3	1	0	0	1	4	3	4	2-0-0	
Terry Johnson	.167	2	6	2	1	0	0	1	1	4	0	0	0-0-0	
Jerry Joe Chambers	.000	1	0	0	0	0	0	0	0	0	0	0	0-0-0	
Ward Yerby	1.000	1	2	0	2	0	0	0	1	2	0	0	0-0-0	
Lance Long	.333	25	3	1	0	0	0	0	1	0	1	0	1-0-0	
Raymond Wiehe	.333	10	3	0	1	0	0	0	1	0	1	0	0-0-0	
TOTALS	.262	50	1597	315	418	81	7	61	268	696	277	314	30	33-54
OPPONENTS	.311	50	1684	394	524	88	10	53	330	791	272	265	17	82-97

Player	ERA	W-L	G/GS	CG	SV	SHO	IP	H	R	ER	BB	SO	HR	WP	HBP
Raymond Wiehe	4.57	3-4	10/7	3	0	0	43.1	56	35	22	27	18	4	2	2
Ward Yerby	5.11	3-8	19/18	7	0	1	107.1	122	73	61	60	47	14	1	7
Scott Tillery	5.49	4-6	21/10	1	0	0	77.0	99	65	47	49	42	9	10	3
Lance Long	7.01	2-6	25/2	0	2	0	61.2	66	51	48	52	47	9	7	4
Doug Allen	9.09	1-3	13/3	0	0	0	31.2	43	35	32	19	37	2	7	2
Stuart Tate	9.66	1-4	15/6	0	0	0	36.1	47	49	39	26	38	4	5	3
Jim Cunningham	9.00	0-0	4/0	0	0	0	7.0	15	12	7	1	5	1	2	1
Steve Childers	6.59	2-2	6/2	0	0	0	13.2	24	19	10	9	8	1	1	0
Bill Davis	12.60	0-1	2/0	0	0	0	5.0	8	13	7	2	7	2	0	0
Pat Visintainer	13.73	0-0	12/2	0	0	0	19.2	34	33	30	17	19	3	2	1
Russell Ricks	16.20	0-0	3/0	0	0	0	5.0	10	9	9	3	4	4	0	0
TOTALS	6.89	16-34	50/50	11	2	2	407.2	524	394	312	265	272	53	37	23
OPPONENTS	5.24	34-16	50/50	6	7	4	409.0	418	315	238	314	277	61	43	21

4/20	at Georgia	13-9	W
4/21	HUNTINGDON	22-23	L
4/24	* MISSISSIPPI STATE	5-8	L
4/24	* MISSISSIPPI STATE	8-19	L
4/26	UAB	17-6	W
4/27	TROY STATE	0-1	L
4/28	at Montevallo	7-0	W
4/30	* at LSU	0-3	L
4/30	* at LSU	7-1	W
5/1	* at LSU	3-9	L
5/4	GEORGIA TECH [10]	4-3	W
5/5	ALA. CHRISTIAN	5-7	L
5/7	* ALABAMA	1-9	L
5/7	* ALABAMA	4-6	L
5/8	* ALABAMA	5-13	L
5/9	FLA. INT.	8-9	L
5/10	FLA. INT.	10-7	W
5/11	FLA. INT. [10]	9-10	



YEAR-BY-YEAR RESULTS & TEAM STATS

Table with columns: Date, Opponent, Score, W/L. Rows include games from 2/23 to 4/3 at various locations like Tennessee, Alabama, and Georgia Tech.

1985 • 30-22, 11-12 SEC. Head Coach: Hal Baird (1985-2000). Player stats table with columns: Player, AVG, GP, AB, R, H, 2B, 3B, HR, RBI, TB, SO, SH, SF, SB-ATT.

Continuation of game results from 4/6 to 5/5, including opponents like Alabama, Kentucky, and LSU.

Table with columns: Date, Opponent, Score, W/L. Rows include games from 2/26 to 4/8 at locations like HUNTINGDON, OLE MISS, and Florida.

1986 • 31-24, 15-14 SEC. Head Coach: Hal Baird (1985-2000). Player stats table with columns: Player, AVG, GP, AB, R, H, 2B, 3B, HR, RBI, TB, SLG, BB, HBP, SO, SH, SF, SB-ATT.

Continuation of game results from 4/11 to 5/10, including opponents like Florida, Kentucky, and Alabama.

Table with columns: Date, Opponent, Score, W/L. Rows include games from 2/18 to 4/11 at locations like HUNTINGDON, WEST GEORGIA, and Florida.

1987 • 42-18, 20-11 SEC. Head Coach: Hal Baird (1985-2000). Player stats table with columns: Player, AVG, GP, AB, R, H, 2B, 3B, HR, RBI, TB, SIG, BB, ORB, SH, SF, SB-ATT.

Continuation of game results from 4/11 to 5/23, including opponents like Florida, Kentucky, and Alabama.





YEAR-BY-YEAR RESULTS & TEAM STATS

Date	Opponent	Score	W/L
2/12	WESTERN CAROLINA	3-0	W
2/13	WESTERN CAROLINA	7-3	W
2/14	WESTERN CAROLINA	1-4	L
2/14	WESTERN CAROLINA	1-0	W
2/20	CLEMSON	1-8	L
2/21	CLEMSON	5-2	W
2/24	HUNTINGDON	9-1	W
2/27	RICHMOND	5-0	W
2/28	RICHMOND	7-0	W
3/1	MONTEVALLO	14-2	W
3/5	* at Vanderbilt	0-2	L
3/5	* at Vanderbilt	4-5	L
3/6	* at Vanderbilt	10-3	W
3/8	at Georgia Tech	14-3	W
3/12	* OLE MISS	5-0	W
3/12	* OLE MISS [11]	1-0	W
3/13	* OLE MISS	14-1	W
3/16	VIRGINIA	8-13	L
3/19	* at Georgia	8-3	W
3/19	* at Georgia	7-4	W
3/20	* at Georgia	18-5	W
3/22	WEST GEORGIA	11-6	W
3/23	at Sanford	14-1	W
3/26	* MISSISSIPPI STATE	3-2	W
3/26	* MISSISSIPPI STATE	3-11	L
3/27	* MISSISSIPPI STATE	1-5	L
3/29	RIDER	11-5	W
3/30	RIDER	8-7	W

1988 - 39-16, 16-10 SEC Head Coach: Hal Baird (1985-2000)

Player	AVG	GP/S	AB	R	H	2B	3B	HR	RBI	TB	SLG	BB	SO	OB%	SH/SF	SB/AT
Frank Thomas	.385	55/54	182	45	70	21	0	9	54	116	.637	42	6	.22	.509	0/2
Clark Preble	.353	55/54	221	47	78	15	1	2	31	101	.457	18	1	.12	.399	2/3
Kevin Henry	.354	53/52	198	39	70	11	3	4	43	99	.500	24	5	.26	.432	0/2
Derek Cromovore	.341	46/41	135	44	46	4	2	0	23	50	.400	25	2	.13	.378	0/1
Jerry Henry	.294	47/37	136	27	40	8	1	0	23	50	.368	18	1	.14	.378	0/1
Jeff Leatherman	.282	53/46	174	35	49	7	1	0	35	57	.328	37	3	.27	.408	2/4
Jeff Livesey	.268	54/54	183	30	49	9	0	6	42	75	.410	12	4	.32	.320	3/4
Andy Albrecht	.257	53/48	152	21	39	3	2	2	20	52	.342	19	4	.43	.354	0/0
T. Youngblood	.263	51/50	175	32	46	10	4	0	31	76	.434	23	0	.34	.342	0/4
Ed Dilks	.257	48/45	105	25	27	6	0	0	14	32	.305	24	3	.13	.403	2/2
Steve Burroughs	.319	31/10	47	9	15	0	0	0	6	15	.319	6	0	.15	.396	0/0
John Moorer	.286	17/11	14	6	4	0	0	0	1	4	.286	1	0	.2	.333	0/0
Ethan White	.250	18/11	16	2	1	0	0	0	4	7	.438	4	0	.2	.400	0/0
Tim Edge	.182	34/11	66	8	12	2	0	0	5	14	.212	5	0	.20	.247	0/0
Rob Shalhout	.000	1/0	2	0	0	0	0	0	0	0	.000	0	0	.000	0/0	
Gary Gallagher	.000	0/0	0	0	0	0	0	0	0	0	.000	0	0	.000	0/0	
TOTALS	.308	55/55	1783	374	549	96	15	27	332	741	.415	258	31	275	.399	10/24
OPPONENTS	.333	55/55	1698	206	402	73	7	27	177	565	.333	181	21	425	.315	14/16
Player	ERA	W-L	G/GS	CG	SHO	SV	IP	H	R	ER	BB	SO	BF	WP	HB	
Gregg Olson	2.00	7-3	36/1	0	0	0	10	72.0	43	23	16	27	113	291	9	
Scott Renner	2.58	9-4	23/12	2	0	0	87.1	79	34	25	30	64	361	9	1	
Ed Ohman	2.68	7-0	25/0	0	0	0	2	57.1	47	21	17	12	52	236	6	
Stacy Jones	3.60	6-6	21/18	4	2	0	85.1	90	46	34	36	72	376	3	2	
David Adams	3.66	8-3	21/17	0	0	0	86.0	79	46	35	40	65	375	3	11	
Andy Beisel	0.00	0-0	1/0	0	0	0	0.2	0	1	0	1	1	4	1	0	
T. Youngblood	3.43	1-0	5/4	0	0	0	21.0	21	12	8	7	11	95	0	1	
Mike Ferry	4.50	1-0	16/2	0	0	1	30.0	31	15	15	11	34	126	2	3	
Greg Randa	5.63	0-0	10/0	0	0	0	11.2	11	7	7	17	13	60	0	0	
TOTALS	3.13	39-16	55/55	6	9	14	451.1	402	205	157	181	425	1931	33	24	
OPPONENTS	6.06	16-39	55/55	7	2	9	431.0	549	373	290	258	275	2186	30	28	

3/31	RIDER	10-8	W
4/4	JAXVILLE STATE	12-10	W
4/5	SAMFORD	8-3	W
4/5	SAMFORDS	14-0	W
4/6	LAGRANGE COL.	8-6	W
4/9	* at Florida	3-1	W
4/9	* at Florida	1-7	L
4/10	* at Florida	12-7	W
4/12	Alabama (H) [11]	3-1	W
4/13	B'HAM-SOUTHERN	14-3	W
4/16	* KENTUCKY7	9-1	W
4/16	* KENTUCKY7	2-0	W
4/17	* KENTUCKY7	1-2	L
4/20	LAGRANGE COL.	15-0	W
4/23	* at Alabama7	2-7	L
4/24	* at Alabama7	6-12	L
4/27	Alabama (D)	1-6	L
4/30	* TENNESSEE7 [9]	3-5	L
4/30	* TENNESSEE7	0-1	L
5/1	* TENNESSEE	17-3	W
5/3	GA. SOUTHWEST'RN	5-1	W
5/4	UAB	4-1	W
5/7	* at LSU7	2-1	W
5/7	* at LSU	8-1	W
5/8	* at LSU	10-8	W
5/12	# at Mississippi State	7-10	L
5/13	# Florida	3-4	L

SEC Toorn. (Starkville, MS - 6th)

SEC TOURNAMENT CHAMPIONS *ATLANTIC REGIONAL*

Date	Opponent	Score	W/L
2/10	WESTERN CARO.	15-2	W
2/10	WESTERN CARO.7	2-3	L
2/11	WESTERN CARO.7	8-3	W
2/12	WESTERN CARO.	15-2	W
2/15	HUNTINGDON	18-13	W
2/22	MERCER7	10-3	W
2/22	MERCER7	5-4	W
2/25	at Clemson	2-4	L
2/26	at Clemson	7-6	W
2/28	GEORGIA TECH	9-7	W
3/1	CAMPBELL	5-4	W
3/4	* VANDERBILT	1-6	L
3/4	* VANDERBILT7	3-1	W
3/5	* VANDERBILT	8-5	W
3/8	UNC-WILMINGTON	4-0	W
3/9	UNC-WILMINGTON	12-8	W
3/11	* at Ole Miss	8-5	W
3/11	* at Ole Miss7	2-4	L
3/12	* at Ole Miss	7-4	W
3/15	ALABAMA STATE	18-4	W
3/18	* GEORGIA	6-8	L
3/18	* GEORGIA7	3-0	W
3/19	* GEORGIA	2-5	L
3/25	* at Mississippi State	0-7	L
3/25	* at Mississippi State7	3-13	L
3/26	* at Mississippi State	5-11	L
3/30	Alabama (H)	21-9	W
4/1	COLUMBUS COL.	7-0	W
4/3	WEST GEORGIA7	7-2	W
4/3	WEST GEORGIA7	17-2	W
4/4	@ Houston (Mdb)	4-2	W
4/5	@ at South Alabama	4-10	L

1989 - 44-20, 12-12 SEC Head Coach: Hal Baird (1985-2000)

Player	AVG	GP/S	AB	R	H	2B	3B	HR	RBI	TB	SLG	BB	SO	OB%	SH/SF	SB/AT
Frank Thomas	.403	64/64	206	62	83	19	3	19	83	165	.801	73	10	.25	.575	0/3
Clark Preble	.341	64/64	258	52	88	13	3	5	112	.434	31	2	10	.407	0/4	
Jeff Leatherman	.327	58/51	171	26	56	13	1	0	36	71	.415	40	0	.29	.442	3/3
Tim Edge	.320	56/50	175	38	56	11	2	0	37	71	.406	28	9	.20	.417	3/2
Jeff Powell	.314	63/63	255	51	80	11	0	3	33	100	.392	16	19	.22	.394	0/2
Andy Albrecht	.300	53/42	160	39	48	6	2	2	28	64	.400	27	3	.27	.411	0/1
Joe Sawe	.296	41/33	125	25	37	6	1	3	24	54	.432	13	1	.12	.354	3/1
Tom Knodel	.281	35/34	121	23	34	2	0	0	23	36	.298	17	0	.13	.357	3/1
T. Youngblood	.279	44/42	154	24	43	9	1	2	28	60	.390	20	1	.28	.364	1/0
Chris Hart	.272	64/64	257	62	70	18	2	7	40	113	.440	29	9	.54	.352	3/4
Derek Cromovore	.261	58/54	153	42	40	6	0	0	19	46	.301	40	7	.19	.421	7/2
Andy Flagler	1.000	2/0	2	0	2	1	0	3	0	3	1.500	0	0	0	1.000	0/0
John Moorer	.500	12/0	2	2	1	0	0	0	1	1	.500	1	0	0	.750	0/0
Mark McQuogge	.333	9/0	6	3	2	0	0	0	2	.333	2	0	1	.500	0/0	
Todd O'Donnell	.258	30/16	62	9	16	1	2	0	6	21	.339	8	0	.9	.343	1/0
Buck Miller	.200	10/0	10	1	2	0	0	0	2	4	.400	1	0	.3	.273	0/0
Gary Gallagher	.125	13/0	8	2	1	0	0	0	3	1	.125	3	0	0	1.000	0/0
Allen Argenti	.000	1/0	0	0	0	0	0	0	0	0	.000	0	0	0	0	0
Mickey Tomney	.000	5/0	4	1	0	0	0	0	0	0	.000	0	1	0	1.000	0/0
Rick Davidson	.000	5/0	3	1	0	0	0	0	0	0	.000	0	0	0	0	0
TOTALS	.309	64/64	2132	464	659	116	16	39	414	924	.433	349	64	275	.413	24/24
OPPONENTS	.262	64/64	2084	304	545	93	10	41	273	781	.375	236	18	424	.338	15/20
Player	ERA	W-L	G/GS	CG	SHO	SV	IP	H	R	ER	BB	SO	BF	WP	HB	
T. Youngblood	2.62	14-3	20/14	4	3	1	106.2	41	36	31	31	52	18	6	393	.216
Mickey Tomney	3.09	2-0	17/0	0	0	0	1	32.0	31	15	11	12	30	3	0	1.21
Mike Ferry	3.15	2-2	30/0	0	0	0	8	45.2	40	20	16	16	52	5	0	2
Scott Renner	3.75	9-6	25/18	1	1	0	120.0	133	66	50	42	92	23	4	4	466
Tommy Carter	4.22	6-4	25/11	2	1	0	77.0	82	47	37	46	72	5	1	8	302
Jason Hankins	4.39	7-3	24/17	3	1	0	102.0	103	71	52	53	82	16	5	12	397
Mark Fuller	4.64	4-2	23/4	1	0	0	54.1	63	38	28	29	40	12	3	6	215
Jeff Powell	4.50	0-0	2/0	0	0	0	2.0	2	1	1	1	2	0	0	0	7
Adam Sharr	90.00	0-0	2/0	0	0	0	1.0	6	10	6	2	1	0	0	0	9



YEAR-BY-YEAR RESULTS & TEAM STATS

Table with columns: Date, Opponent, Score, W/L. Rows include games against Western Caro., West Florida, Clemson, Campbell, Eastern Ky., Appalachian St., Illinois State, ILLINOIS STATE7, ILLINOIS STATE7, ILLINOIS STATE, @Michigan, @at South Alabama, * at Ole Miss, * at Ole Miss7, * at Ole Miss, CORNELL, * Samford (Hvr), * GEORGIA, * GEORGIA7, * GEORGIA, LINCOLN MEMORIAL, LINCOLN MEMORIAL, * LSU, * LSU7, * LSU, * MERCER.

1991 • 35-24, 14-12 SEC Head Coach: Hal Baird (1985-2000) Player AVG GP/S AB R H 2B 3B HR RBI TB SLG BB HR SO OBP% SH/SF SB-ATT. Includes totals and opponents for 1991 season.

Table with columns: Date, Opponent, Score, W/L. Rows include games against SAMFORD, * at Mississippi State, * at Mississippi State7, * at Mississippi State, BERRY COLLEGE, * VANDERBILT, * VANDERBILT7, * VANDERBILT, COLUMBUS COL., * at Alabama, * at Alabama7, * at Alabama, Alabama (M), B'HAM-SOUTHERN, * at Kentucky, * at Kentucky7, * at Kentucky, LAGRANGE COL.7, UAB (11), UAB (Hvr), * FLORIDA, * FLORIDA7, * TENNESSEE, * TENNESSEE7 [10], * TENNESSEE, # Florida, # Kentucky, # Mississippi State7, @ South Ala. Tour. (Mobile, AL); # SEC Tour. (Baton Rouge, LA-4th)

Table with columns: Date, Opponent, Score, W/L. Rows include games against WEST FLORIDA, WEST FLORIDA, BERRY COLLEGE, JAX/VILLE STATE, TROY STATE, CLEMSON, CLEMSON, UNC-WILMINGTON, UNC-WILMINGTON, UNC-WILMINGTON, & Oklahoma, & Tulane, HUNTINGDON, GA. SOUTHWEST'RN, GA. SOUTHWEST'RN, at Samford, * at Florida, * at Florida7, * at Florida, GEORGIA COLLEGE, Alabama (M), * KENTUCKY, * KENTUCKY7, * KENTUCKY, COLUMBUS COL., LINCOLN MEMORIAL, WEST GEORGIA, * SOUTH CAROLINA, * SOUTH CAROLINA7.

1992 • 30-25, 10-14 SEC Head Coach: Hal Baird (1985-2000) Player AVG GP/S AB R H 2B 3B HR RBI TB SLG BB HR SO OBP% SH/SF SB-ATT. Includes totals and opponents for 1992 season.

Table with columns: Date, Opponent, Score, W/L. Rows include games against * SOUTH CAROLINA, Alabama (D), SAMFORD, * at Arkansas, * at Arkansas7, * at Arkansas, SW LOUISIANA, SW LOUISIANA, B'HAM-SOUTHERN, * MISS. STATE [10], * MISSISSIPPI STATE7, * MISSISSIPPI STATE, South Alabama (Hvr), * at Ole Miss [12], * at Ole Miss7, * at Ole Miss, * at Ole Miss, UAB, UAB, * LSU, * LSU7, * LSU, * at Alabama, * at Alabama7, * at Alabama, # Florida, # Mississippi State, & Coca-Cola Classic (Mobile, AL); # SEC Tour. (New Orleans, LA-7th)

MIDWEST REGIONAL

Table with columns: Date, Opponent, Score, W/L. Rows include games against Georgia Tech, & Pepperdine, & Central Florida, & Central Florida, SAMFORD, SAMFORD, GA. SOUTHWEST'RN, at Clemson, JAX/VILLE STATE, @Michigan, @at South Alabama7, TAMPA, TAMPA, TAMPA, WEST FLORIDA, NORTHERN ILLINOIS, TROY STATE, CENTRAL FLORIDA, CENTRAL FLORIDA, MERCER, MERCER, Alabama (H), * FLORIDA, * FLORIDA7, * FLORIDA, B'HAM-SOUTHERN, * at Kentucky, * at Kentucky7, * at Kentucky, COLUMBUS COL., * at South Carolina, * at South Carolina7.

1993 • 40-23, 17-11 SEC Head Coach: Hal Baird (1985-2000) Player AVG GP/S AB R H 2B 3B HR RBI TB SLG BB HR SO OBP% SH/SF SB-ATT. Includes totals and opponents for 1993 season.

Table with columns: Date, Opponent, Score, W/L. Rows include games against * at South Carolina, UAB, WEST GEORGIA7, GEORGIA STATE, ARKANSAS, ARKANSAS7, ARKANSAS, GEORGIA COLLEGE, UAB (Hvr), * at Mississippi State, * at Mississippi State7, * at Mississippi State, UAB, * OLE MISS, * OLE MISS7, * OLE MISS, TENNESSEE STATE7, TENNESSEE STATE7, * at LSU, * at LSU [8], * at LSU, Alabama (M), ALABAMA, ALABAMA, Alabama, Arkansas, # at LSU, # Mississippi State, # at LSU, # at Oklahoma State, # North Carolina State, & Olive Garden (Orlando, FL-4th); @ South Ala. Tour. (Mobile, AL-4th); # SEC West Inv. (B. Rouge, LA-3rd); # Midwest Reg. (Stillwater, OK-4th)





YEAR-BY-YEAR RESULTS & TEAM STATS

•COLLEGE WORLD SERIES•
•EAST REGIONAL CHAMPIONS•

Date	Opponent	Score	W/L
2/18	@ LSU	3-1	W
2/19	@ New Orleans	1-3	L
2/20	@ Tulane	5-2	W
2/26	MIDDLE TENN. ST.7	19-3	W
2/26	MIDDLE TENN. ST.7	9-2	W
2/27	MIDDLE TENN. ST.	11-9	W
3/2	TROY STATE	32-9	W
3/5	JAXVILLE STATE	6-11	L
3/6	JAXVILLE STATE	8-2	W
3/8	at Samford	12-3	W
3/10	GEORGIA STATE	18-13	W
3/19	MURRAY STATE7	10-1	W
3/19	MURRAY STATE7	10-1	W
3/21	SIENAZ	18-0	W
3/21	SIENAZ	15-1	W
3/22	at Middle Tenn. State	6-1	W
3/23	at UAB	3-9	L
3/25	* GEORGIA	23-1	W
3/26	* GEORGIA	9-5	W
3/27	* GEORGIA	12-13	L
3/30	COLUMBUS COL.	7-2	W
3/31	GEORGIA STATE	5-2	W
4/1	* at Tennessee	6-3	W
4/2	* at Tennessee	3-1	W
4/3	* at Tennessee	4-8	L
4/8	* VANDERBILT	5-3	W
4/9	* VANDERBILT	20-7	W
4/10	* VANDERBILT	10-3	W
4/11	EAST TENN. STATE	7-9	L
4/13	B'HAM-SOUTHERN	11-4	W
4/15	* at Arkansas	6-7	L
4/16	* at Arkansas	6-3	W
4/17	* at Arkansas	0-10	L

1994 • 44-21, 16-13 SEC
Head Coach: Hal Baird (1985-2000)

Player	AVG	GP/S	AB	R	H	2B	3B	HR	RBI	TB	SLG	BB	HB	SO	GDP	OB%	SH/SF	SB-AT
Jay Waggoner	.409	65/65	291	69	119	23	5	3	45	161	.553	31	1	22	5	.465	2/4	11-14
Mark Bellhorn	.377	40/40	151	54	57	14	2	5	39	90	.596	41	2	24	4	.510	2/1	12-13
Brandon Moore	.361	65/65	269	56	97	21	1	4	66	132	.491	21	3	21	6	.405	6/3	6-7
Mike Killmet	.344	64/61	259	48	89	19	5	4	65	130	.502	18	1	33	3	.382	5/3	2-6
Dallon Ruch	.331	54/35	157	24	52	11	0	5	30	78	.497	19	0	21	5	.401	1/3	1-1
Ken Key	.305	53/40	184	26	50	5	1	2	25	63	.384	15	3	22	0	.374	0/7	4-5
Kevin Chabot	.296	58/52	196	44	58	8	0	12	56	102	.520	37	6	61	1	.421	1/0	3-4
Shawn McNally	.271	64/64	251	62	68	9	2	2	32	87	.347	37	5	37	2	.370	4/13	12-17
Robert Lewis	.256	64/59	176	38	45	8	2	2	28	63	.358	25	20	41	1	.404	2/1	0-2
Frank Sanders	.249	61/51	185	44	46	6	2	2	23	62	.335	32	2	58	1	.365	0/5	9-11
Russell Whittenburg	.307	53/31	127	19	39	6	0	0	18	45	.354	13	3	22	0	.382	1/4	3-4
Peter Kanakis	.250	11/0	12	1	3	0	0	0	2	3	.250	0	1	1	1	.286	1/0	0-0
Bryan Walker	.250	6/0	4	2	1	0	0	0	0	1	.250	0	0	0	0	.250	0/0	0-0
Rob Macrory	.236	39/20	72	14	17	3	0	1	7	23	.319	15	1	12	0	.371	1/5	1-1
Reggie Hightower	.231	11/2	13	2	3	0	1	0	9	5	.385	4	0	4	1	.412	0/0	0-0
TOTALS	.320	65/65	2327	503	744	133	21	42	445	1045	.449	308	48	379	30	.406	26/52	64-85
OPPONENTS	.253	65/65	2207	291	558	105	12	34	268	789	.357	211	39	512	22	.327	16/27	72-83

Player	FRA	W-L	G/S	CG	SHO	SV	IP	H	R	ER	BB	SO	2B	3B	HR	BF	Avg	WP	HB	KB
John Powell	2.22	5-4	16/15	1	1/1	1	89.1	77	28	22	22	130	15	0	6	342	.225	7	4	0
Jason LeBoeuf	3.02	4-2	22/3	0	0/0	1	56.2	52	25	19	19	52	13	0	3	214	.243	1	5	0
Kevin Humphreys	3.66	12-4	23/21	3	0/0	1	142.2	137	69	58	42	85	24	1	9	551	.249	4	6	0
Chris Morrison	4.17	9-2	19/15	0	0/1	0	105.2	109	53	49	34	74	23	6	4	416	.262	7	6	1
Ryan Halla	4.22	9-5	33/7	0	0/1	7	98.0	94	57	46	39	108	12	2	9	376	.250	6	8	0
Todd Gober	3.09	0-1	7/0	0	0/0	1	11.2	7	5	4	8	11	1	1	1	40	.175	0	1	1
Shawn McNally	4.70	2-1	14/1	0	0/1	1	15.1	17	12	8	15	13	5	0	0	59	.288	4	0	1
Lance Tolbert	6.04	0-1	12/3	0	0/0	1	22.1	30	18	15	8	20	7	0	0	97	.309	4	4	0
Michael McKenna	6.55	2-0	13/0	0	0/0	0	22.0	25	17	16	20	15	3	1	0	85	.294	5	5	0
Troy Kozak	9.95	0-1	5/0	0	0/0	1	6.1	10	7	7	4	4	2	1	2	27	.370	0	0	1
TOTALS	3.85	43-21	65/65	4	3/2	14	570.0	558	291	244	211	512	105	12	34	2207	.253	38	39	3
OPPONENTS	6.53	21-43	65/65	5	2/0	11	553.0	744	503	401	308	379	133	21	42	2327	.320	66	48	2

4/19	MERCER	3-4	L
4/20	MERCER	7-6	W
4/22	* MISS. STATE [10]	1-4	L
4/23	* MISSISSIPPI STATE	19-5	W
4/24	* MISSISSIPPI STATE	4-2	W
4/26	at UAB	7-2	W
4/27	SAMFORD	9-8	W
4/29	* at Ole Miss	0-2	L
4/30	* at Ole Miss	3-8	L
5/1	* at Ole Miss	5-3	W
5/2	Troy State (M)	3-6	L
5/4	Alabama (M)	8-7	W
5/6	* LSU [10]	6-13	L
5/7	* LSU	3-4	L
5/8	* LSU	3-4	L
5/10	RADFORD7	4-2	W
5/10	RADFORD7	7-3	W
5/11	UAB	9-3	W
5/12	* Alabama (H)	5-6	L
5/13	* at Alabama	5-4	W
5/14	* at Alabama	6-3	W
5/19	# Arkansas [17]	3-1	W
5/20	# Mississippi State	2-1	W
5/21	* LSU	2-3	L
5/21	* Mississippi State	9-5	W
5/22	* LSU	4-5	L
5/26	! Virginia Tech	7-0	W
5/27	! Old Dominion [10]	11-8	W
5/28	! at Clemson	11-5	W
5/29	! Notre Dame	8-0	W
6/4	S Oklahoma	4-5	L
6/6	S Miami Fla.	5-7	L

@ Winn-Dixie (New Orleans, LA-2nd); # SEC West Trn. (Oxford, MS-2nd); ! East Regional (Clemson, SC-1st); S CWS (Omaha, NE-7th)

•SEC WEST CHAMPIONS•
•MIDWEST II REGIONAL•

Date	Opponent	Score	W/L
2/18	LOUISVILLE	6-3	W
2/19	LOUISVILLE	9-2	W
2/21	B'HAM-SOU. [10]	6-7	L
2/22	at Samford [10]	3-4	L
2/25	@Ohio State	9-5	W
2/26	@at South Alabama	9-6	W
3/1	TROY STATE	11-7	W
3/2	at UAB	9-6	W
3/4	MIDDLE TENN. ST.	12-2	W
3/6	UNC-GREENSBORO	9-1	W
3/7	UNC-GREENSBORO	5-2	W
3/7	WINTHROP	1-11	L
3/8	UNC-GREENSBORO	7-6	W
3/10	WINTHROP	5-3	W
3/10	PENN STATE	9-2	W
3/11	PENN STATE	8-5	W
3/12	PENN STATE	14-0	W
3/17	EASTERN MICH.	19-3	W
3/18	EASTERN MICH.	11-4	W
3/19	EASTERN MICH.	7-4	W
3/22	at UAB	16-2	W
3/24	* at Georgia	5-4	W
3/25	* at Georgia	9-4	W
3/26	* at Georgia	2-0	W
3/28	SAMFORD	14-5	W
3/29	Alabama (Hvr)	6-1	W
3/31	* TENNESSEE	6-13	L
4/1	* TENNESSEE	5-1	W
4/2	* TENNESSEE	11-3	W
4/4	Alabama (H)	10-8	W
4/7	* at Vanderbilt	15-3	W
4/8	* at Vanderbilt	13-12	W

1995 • 50-13, 19-8 SEC
Head Coach: Hal Baird (1985-2000)

Player	AVG	GP/S	AB	R	H	2B	3B	HR	RBI	TB	SLG	BB	HB	SO	GDP	OB%	SH/SF	SB-AT
Shawn McNally	.396	46/46	187	39	74	10	1	6	44	104	.556	23	3	23	5	.465	2/2	10-13
Mark Bellhorn	.342	63/63	243	66	83	18	5	12	60	147	.605	57	2	52	6	.467	2/0	11-13
Jay Waggoner	.325	63/63	268	59	87	23	2	7	58	135	.504	28	3	25	8	.389	4/5	5-8
Mark Weeks	.317	59/59	227	37	72	20	1	2	39	100	.441	14	0	36	7	.350	5/6	2-5
Kevin Chabot	.317	63/63	218	52	69	24	0	12	66	129	.592	51	1	77	2	.446	1/0	3-5
Ken Key	.306	63/63	245	65	75	19	3	2	31	106	.433	32	7	44	4	.399	2/13	11-13
Kidby Clark	.301	60/58	206	36	62	11	2	4	38	89	.432	19	4	34	6	.368	2/2	0-4
Dallon Ruch	.297	57/46	175	31	52	16	1	3	47	79	.451	25	5	27	5	.392	4/1	0-4
Rob Macrory	.268	60/60	213	45	57	3	1	0	21	62	.291	36	8	26	6	.393	0/19	4-8
R. Whittenburg	.237	45/20	76	24	18	5	0	0	7	23	.303	19	3	15	3	.408	0/4	2-5
Josh Etheredge	.214	39/25	84	19	18	3	1	2	19	29	.345	14	2	30	3	.327	4/1	0-0
David Dews	.214	16/1	14	5	3	0	0	0	1	3	.214	1	1	5	0	.313	0/0	0-0
Brett Blalock	.200	11/0	5	2	1	0	0	0	0	1	.200	0	0	0	0	.200	0/1	0-0
Peter Kanakis	.167	19/0	12	0	2	0	0	0	3	2	.167	1	0	4	0	.231	0/1	0-0
Chad Stelmok	.000	2/0	1	0	0	0	0	0	1	0	.000	0	0	0	0	.000	1/0	0-0
TOTALS	.310	63/63	2174	480	673	152	17	50	435	1009	.464	320	39	399	55	.403	27/55	48-76
OPPONENTS	.249	63/63	2169	276	541	95	12	37	248	771	.355	169	36	448	49	.311	21/24	41-63

Player	FRA	W-L	G/S	CG	SHO	SV	IP	H	R	ER	BB	SO	2B	3B	HR	BF	Avg	WP	HB	KB
Chris Morrison	2.70	12-2	19/17	4	0/1	0	116.2	108	56	35	15	75	20	1	6	453	.238	8	6	0
Ryan Halla	3.07	16-																		



YEAR-BY-YEAR RESULTS & TEAM STATS

Table with columns: Date, Opponent, Score, W/L. Lists game results from 2/9 to 4/6.

1996 • 37-24, 12-18 SEC Head Coach: Hal Baird (1985-2000). Player statistics table with columns: Player, AVG, GP/S, AB, R, H, 2B, 3B, HR, RBI, TB, SLG, BB, HB, SO, GDP, ORB%, SH/SF, SB-AT.

Summary statistics table with columns: Date, Opponent, Score, W/L. Lists results from 4/7 to 5/12.

•COLLEGE WORLD SERIES• •NCAA EAST REGIONAL•

Table with columns: Date, Opponent, Score, W/L. Lists tournament results from 2/7 to 4/4.

1997 • 50-17, 17-12 SEC Head Coach: Hal Baird (1985-2000). Player statistics table with columns: Player, AVG, GP/S, AB, R, H, 2B, 3B, HR, RBI, TB, SLG, BB, HB, SO, GDP, ORB%, SH/SF, SB-AT.

Summary statistics table with columns: Date, Opponent, Score, W/L. Lists results from 4/5 to 6/3.

@ Coca-Cola Classic (Mobile, AL-3rd); & Big 10 Classic (Montgomery, AL)





YEAR-BY-YEAR RESULTS & TEAM STATS

•SEC TOURNAMENT CHAMPIONS•
•NCAA ATLANTIC II REGIONAL•

Date	Opponent	Score	W/L
2/7	+ South Florida	3-4	L
2/7	+ Central Florida	4-0	W
2/8	+ Clemson	4-9	W
2/10	WINTHROP	9-5	W
2/13	VCU	12-3	W
2/14	VCU	4-1	W
2/15	VCU	13-4	W
2/20	UNC-CHARLOTTE	13-9	W
2/21	UNC-CHARLOTTE	23-5	W
2/24	FLORIDA ATLANTIC	12-6	W
2/25	FLORIDA ATLANTIC	8-1	W
2/26	@ Samford	7-4	W
2/28	APPALACHIAN STATE	6-2	W
3/1	APPALACHIAN STATE	13-3	W
3/3	DAVIDSON	20-7	W
3/4	DAVIDSON	12-0	W
3/6	* at Ole Miss [10]	5-6	L
3/8	* at Ole Miss [8]	7-5	W
3/10	RADFORD	19-3	W
3/11	RADFORD	12-1	W
3/13	* LSU [12]	8-11	L
3/14	* LSU	14-7	W
3/15	* LSU	15-8	W
3/20	* at Georgia	7-5	W
3/21	* at Georgia	9-4	W
3/22	* at Georgia	19-5	W
3/24	UAB	4-3	W
3/27	* SOUTH CAROLINA	2-6	L
3/28	* SOUTH CAROLINA	6-7	L
3/29	* SOUTH CAROLINA [10]	6-11	L
4/1	@ UAB	8-4	W
4/3	* VANDERBILT	12-1	W

1998 • 46-18, 16-12 SEC
Head Coach: Hal Baird (1985-2000)

Player	AVG	GP/S	AB	R	H	2B	3B	HR	RBI	TB	SLG	BB	SO	GDP	OB%	SH/SE	SB-AT
Scott Proff	.407	64/64	258	82	105	21	6	11	59	171	.663	51	2	41	2	.503	3/3
Todd Faulkner	.382	55/51	220	53	84	14	1	20	65	160	.727	17	0	40	7	.424	1/0
Heath Kelly	.374	63/63	238	62	89	17	4	6	57	132	.555	30	6	48	1	.453	2/8
Chad Wandall	.350	64/63	237	60	83	23	1	6	46	126	.532	32	5	44	2	.429	6/3
Josh Etheredge	.340	63/63	247	71	84	19	1	21	90	168	.680	44	5	62	6	.445	3/0
Jamie Kersh	.333	52/52	198	46	66	14	3	5	46	101	.510	33	3	39	4	.429	4/1
Casey Dunn	.320	64/64	275	61	88	18	0	10	67	136	.495	24	2	27	14	.368	9/0
Hayden Gliemmo	.319	40/39	141	37	45	8	0	3	22	62	.440	18	2	21	6	.404	0/2
Dominic Rich	.317	64/64	249	67	79	14	2	5	54	112	.450	55	9	36	5	.448	6/2
Malton Kent	.308	48/48	107	23	33	8	1	0	15	43	.402	14	1	21	1	.390	1/5
Derek Reif	.271	34/24	96	20	26	6	0	0	15	32	.333	18	5	12	1	.405	2/2
Paul Turco	.176	18/2	17	4	3	2	0	0	3	5	.294	5	0	5	1	.364	0/0
Jonathan Benick	.129	17/6	31	4	4	1	0	0	2	5	.161	1	2	9	0	.206	0/0
Joseph Zanthos	.000	12/0	10	5	0	0	0	0	0	0	.000	4	1	3	0	.333	0/0
Sim Oliver	.000	1/0	0	0	0	0	0	0	0	0	.000	0	0	0	0	.000	0/0
TOTALS	.340	64/64	2324	595	789	165	19	87	541	1253	.539	346	43	408	50	.428	37/26
OPPONENTS	.271	64/64	2224	342	603	125	9	72	322	962	.433	202	28	472	56	.337	16/19

Player	FRA	W-L	G/GS	CG	SHO	SV	IP	H	R	ER	BB	SO	2B	3B	HR	BF	Avg	WP	HB	BK
Colter Bean	3.56	4-3	29/0	0	0/2	7	65.2	63	36	26	22	57	15	0	4	252	.250	2	10	0
Brent Schoening	3.88	11-5	18/17	1	0/2	0	111.1	101	55	48	46	111	20	1	19	429	.235	5	3	0
Eric Wood	4.84	4-0	24/2	0	0/2	0	57.2	69	36	31	9	34	13	1	7	233	.296	3	1	0
Chris Boorcheck	4.94	8-2	20/9	0	0/2	1	54.2	59	32	30	28	44	9	0	6	217	.272	11	2	1
Hayden Gliemmo	4.94	13-3	21/19	2	0/1	0	118.1	125	72	65	43	104	22	3	19	465	.269	11	6	0
Kevin Knorst	5.76	5-4	19/15	0	0/1	0	79.2	93	60	51	33	61	27	2	7	325	.286	4	2	1
Heath Kelly	0.00	0-0	3/1	0	0/1	0	5.0	4	1	0	1	0	0	0	0	17	.235	0	1	0
Alex Merriatt	4.05	0-0	6/0	0	0/1	0	6.2	9	3	3	3	5	3	0	2	24	.375	0	0	0
J.D. Jackson	5.73	1-1	15/0	0	0/1	0	22.0	22	14	14	4	25	5	0	1	88	.250	2	1	0
George Jones	5.73	0-0	5/0	0	0/0	0	11.0	16	8	7	2	5	3	0	1	48	.333	1	0	0
Ellis McManus	6.52	0-0	11/1	0	0/0	0	19.1	26	15	14	9	16	5	2	3	82	.317	4	1	0
Jon Renfro	7.84	0-0	10/0	0	0/0	0	10.1	16	10	9	2	10	3	0	3	44	.364	2	1	0
TOTALS	4.74	46-18	64/64	3	4/4	8	561.2	603	342	296	202	472	125	9	72	2224	.271	45	28	2
OPPONENTS	8.50	18-46	64/64	1	1/1	6	541.0	789	595	511	346	408	165	19	87	2324	.340	48	32	2

4/4	* VANDERBILT	8-6	W
4/5	* VANDERBILT	8-0	W
4/7	VM17	19-7	W
4/10	* at Arkansas	11-2	W
4/11	* at Arkansas	6-5	W
4/12	* at Arkansas	2-4	L
4/17	* MISSISSIPPI STATE	4-13	L
4/18	* MISSISSIPPI STATE	0-8	L
4/21	MERCER	9-6	W
4/22	SAMFORD	12-2	W
4/24	* at Tennessee	1-5	L
4/25	* at Tennessee	22-8	W
4/26	* at Tennessee	11-8	W
4/29	MERCER	4-5	L
5/1	* KENTUCKY	7-10	L
5/2	* KENTUCKY	14-3	W
5/3	* KENTUCKY	15-2	W
5/5	Troy State (M)	10-0	W
5/6	SAMFORD	10-6	W
5/8	* at Alabama	7-9	L
5/9	* at Alabama [7]	15-4	W
5/10	* at Alabama	4-10	L
5/13	# Alabama	11-8	W
5/14	# Florida	6-4	W
5/16	# Alabama	3-4	L
5/16	# Alabama	9-1	W
5/17	# Arkansas	7-5	W
5/21	! Rutgers	15-7	L
5/22	! Liberty	3-2	W
5/23	! Rutgers	7-4	W
5/23	! Oklahoma	9-8	W
5/24	! at Florida State	10-16	L

+ Olive Garden Classic (Kissimmee, FL); # SEC Tourn. (Columbus, GA); ! East Regional (Tallahassee, FL)

•AUBURN REGIONAL CHAMPIONS•
•TALLAHASSEE SUPER REGIONAL•

Date	Opponent	Score	W/L
1/29	+ Georgia Tech	17-12	W
1/30	+ Virginia	11-2	W
1/31	+ Maryland	15-0	W
2/6	UNC ASHEVILLE	7-1	W
2/7	UNC ASHEVILLE	19-12	W
2/8	UNC ASHEVILLE	7-5	W
2/13	@ Samford	7-4	W
2/16	TROY STATE	5-12	L
2/19	M. TENNESSEE ST.	8-2	W
2/20	M. TENNESSEE ST.	2-5	L
2/21	M. TENNESSEE ST.	7-3	W
2/24	MINNESOTA	9-5	W
2/26	RADFORD	8-3	W
2/27	RADFORD	7-5	W
2/28	RADFORD	15-0	W
3/2	DAVIDSON7	16-0	W
3/3	DAVIDSON7	16-2	W
3/5	@ Wake Forest	7-3	W
3/6	@ West Virginia	13-4	W
3/7	@ Northwestern	6-2	W
3/9	VCU	7-2	W
3/10	VCU	12-4	W
3/12	* ARKANSAS	11-4	W
3/13	* ARKANSAS	9-20	L
3/14	* ARKANSAS	13-12	W
3/19	* at Vanderbilt	4-2	W
3/20	* at Vanderbilt [11]	6-5	W
3/21	* at Vanderbilt	8-2	W
3/26	* ALABAMA	15-4	W
3/27	* ALABAMA	10-2	W
3/28	* ALABAMA	4-10	L
4/2	* at Mississippi St.	3-13	L
4/3	* at Mississippi St.	2-16	L

1999 • 46-19, 18-12 SEC
Head Coach: Hal Baird (1985-2000)

Player	AVG	GP/S	AB	R	H	2B	3B	HR	RBI	TB	SLG	BB	SO	GDP	OB%	SH/SE	SB-AT
Malton Kent	.379	65/65	269	79	102	16	3	2	45	130	.483	27	5	27	3	.439	4/12
Casey Dunn	.379	65/65	269	70	102	19	1	16	86	171	.636	33	4	26	5	.446	6/1
Gabe Gross	.363	64/64	245	50	89	23	3	7	65	139	.567	29	4	27	6	.430	6/1
Hayden Gliemmo	.346	61/60	205	39	71	8	3	1	37	88	.429	31	3	27	2	.438	1/7
Jamie Kersh	.341	64/64	255	57	87	23	0	11	59	143	.561	37	3	56	7	.423	5/1
Dominic Rich	.320	65/65	266	68	85	15	3	2	47	112	.421	55	4	37	5	.440	2/7
Derek Reif	.308	45/27	117	20	36	11	2	1	23	54	.462	14	0	21	2	.376	2/0
Chad Wandall	.303	65/65	244	58	74	17	2	2	49	101	.414	37	2	47	4	.388	8/4
Todd Faulkner	.281	65/64	249	53	70	20	2	6	50	112	.450	29	9	47	13	.371	4/1
John Tyler	.279	45/40	122	31	34	1	0	1	23	38	.311	18	12	28	0	.418	1/8
Kevin Dees	.500	4/0	2	1	1	0	0	0	0	1	.500	1	0	1	0	.667	0/0
Andrew Slater	.313	9/3	16	2	5	1	0	0	0	6	.375	2	0	0	0	.389	0/0
Lynn Shoop	.250	16/0	8	3	2	0	0	0	1	2	.250	3	0	3	0	.455	0/0
Tucker Dearth	.217	31/2	23	6	5	2	0	0	4	7	.304	3	1	8	0	.321	1/2
Collin Holder	.188	16/3	16	7	3	1	1	6	9	.563	5	0	6	0	.381	0/1	
Joseph Zanthos	.188	13/1	16	2	3	0	0	0	3	.188	0	1	7	0	.235	0/0	
Kevin Knorst	.000	1/0	1	0	0	0	0	0	0	.000	0	0	0	0	.000	0/0	
Paul Turco	.000	1/0	0	0	0	0	0	0	0	.000	0	0	0	0	.000	0/0	
TOTALS	.331	65/65	2323	546	769	157	20	50	495	1116	.480	324	48	368	47	.417	40/45
OPPONENTS	.276	65/65	2301	380	634	109	8	65	343	954	.415	206	37	554	27	.342	21/19

Player	FRA	W-L	G/GS	CG	SHO	SV	IP	H
--------	-----	-----	------	----	-----	----	----	---



YEAR-BY-YEAR RESULTS & TEAM STATS

Table with columns: Date, Opponent, Score, W/L. Rows include games from 2/5 to 3/31 against various opponents like WINTHROP, FURMAN, and LSU.

2000 • 41-20, 17-13 SEC. Head Coach: Hal Baird (1985-2000). Player stats table with columns: Player, AVG, GP/S, AB, R, H, 2B, 3B, HR, RBI, TB, SLG, BB, HB, SO, GDP, ORB%, SH/SF, SB-AT.

Results table with columns: Date, Opponent, Score, W/L. Rows include games from 4/1 to 5/27 against opponents like LSU, MERCER, and MISSISSIPPI ST.

Table with columns: Date, Opponent, Score, W/L. Rows include games from 2/2 to 4/8 against opponents like W. CAROLINA, MERCER, and TENNESSEE.

2001 • 37-21, 15-15 SEC. Head Coach: Steve Renfro (2001-2004). Player stats table with columns: Player, AVG, GP/S, AB, R, H, 2B, 3B, HR, RBI, TB, SLG, BB, HB, SO, GDP, ORB%, SH/SF, SB-AT.

Results table with columns: Date, Opponent, Score, W/L. Rows include games from 4/10 to 5/27 against opponents like SAMFORD, ARKANSAS, and ALABAMA.





YEAR-BY-YEAR RESULTS & TEAM STATS

•TUSCALOOSA REGIONAL•				
Date	Opponent	Score	W/L	
2/8	VCU	11-3	W	
2/9	VCU	9-4	W	
2/10	VCU	8-2	W	
2/12	SAMFORD	2-5	L	
2/15	MARSHALL	11-5	W	
2/16	MARSHALL	21-4	W	
2/17	MARSHALL	15-6	W	
2/19	TROY STATE	13-0	W	
2/22	at Clemson	4-7	L	
2/23	at Clemson	5-8	L	
2/24	at Clemson	5-6	L	
3/1	MURRAY STATE	5-3	W	
3/2	MURRAY STATE	9-0	W	
3/3	MURRAY STATE 7	12-2	W	
3/5	at UAB	13-1	W	
3/6	at Samford	6-4	W	
3/8	NORTH CAROLINA	6-5	W	
3/9	NORTH CAROLINA	7-5	W	
3/10	NORTH CAROLINA	11-5	W	
3/15	* KENTUCKY	1-3	L	
3/16	* KENTUCKY	4-3	W	
3/17	* KENTUCKY	5-0	W	
3/19	UAB	9-2	W	
3/22	* at Tennessee	3-0	W	
3/23	* at Tennessee	2-5	L	
3/24	* at Tennessee	8-1	W	
3/29	* at Florida	8-3	W	
3/30	* at Florida	5-9	L	
3/31	* at Florida	1-6	L	
4/2	MERCER	3-2	W	
4/3	at South Alabama	6-1	W	
4/5	* LSU	4-9	L	
4/6	* LSU	11-3	W	
4/7	* LSU	5-9	L	
4/9	GEORGIA TECH	5-9	L	
4/12	* at Ole Miss	10-3	W	

2002 • 34-26, 15-15 SEC
Head Coach: Steve Renfro (2001-2004)

Player	AVG	GP/S	AB	R	H	2B	3B	HR	RBI	TB	SLG	BB	SO	GDP	OB%	SH/IF	SB-AT			
Janon Moran	.365	60/60	266	59	97	11	3	3	41	123	.462	9	3	21	.4	.391	1/2	18-22		
Bobby Huddleston	.355	54/54	203	46	72	21	0	11	49	126	.421	22	7	19	.5	.428	4/0	0-0		
Mike Mueller	.346	27/25	81	10	28	8	0	4	22	48	.593	14	1	25	0	.443	1/0	0-0		
Tug Hulett	.308	57/56	201	44	62	16	1	0	31	80	.398	26	4	31	.4	.393	3/4	5-6		
Trent Pratt	.308	58/56	221	38	68	18	0	8	54	110	.498	23	4	34	.6	.380	2/0	2-2		
Jonathan Schuerholz	.302	59/49	192	49	58	6	0	0	17	64	.333	29	7	26	.3	.412	0/3	19-22		
Scott Schade	.296	59/55	213	31	63	14	0	7	48	98	.460	17	4	48	.4	.351	5/2	0-0		
Sean Gamble	.276	58/49	203	38	56	7	2	3	31	76	.374	14	6	33	.2	.336	3/8	2-2		
Doug Vines	.273	50/37	150	20	41	6	0	1	18	50	.333	16	3	29	.3	.353	1/2	9-10		
Chuck Jeroloman	.246	60/55	187	30	46	10	1	1	18	61	.326	20	0	42	.3	.317	1/19	0-0		
Matt Grooms	.243	28/20	74	11	18	3	0	1	11	24	.324	9	1	10	1	.326	2/0	1-1		
Josh Todd	.238	26/22	80	12	19	4	0	2	14	29	.363	8	0	23	.2	.300	2/3	0-0		
Kyle Bohm	.385	11/1	13	0	5	1	0	0	0	6	.462	4	0	1	1	.529	0/0	0-0		
Lance Reynolds	.333	7/1	6	2	2	2	0	0	0	4	.667	0	1	3	0	.429	0/0	0-0		
Trent Wilson	.273	15/0	11	4	3	1	0	0	1	4	.364	0	0	4	0	.273	0/0	0-0		
John Tyler	.083	20/0	12	4	1	0	0	0	2	1	.083	3	0	4	0	.267	0/0	0-0		
Sean Jones	.000	1/0	1	0	0	0	0	0	0	0	.000	0	0	1	0	.000	0/0	0-0		
Eric Brandon	.000	1/1	1	0	0	0	0	0	0	0	.000	0	0	1	0	.000	0/0	0-0		
Steven Register	.000	1/0	1	0	0	0	0	0	0	0	.000	0	0	1	0	.000	0/0	0-0		
Josh Boyd	.000	3/0	0	1	0	0	0	0	0	0	.000	1	0	0	0	1.000	0/0	0-0		
TOTALS	.302	60/60	2116	399	639	128	7	41	357	904	.427	215	41	356	.38	.373	25/43	56-66		
OPPONENTS	.277	60/60	2038	324	564	120	14	53	296	871	.427	165	47	361	.45	.342	20/28	49-65		
Player	FRA	W-L	G/GS	CG	SHO	SV	IP	H	R	ER	BB	SO	2B	3B	HR	BF	Avg	WP	HB	BK
Mike Mueller	3.00	2-2	17/4	0	0/0	0	30.0	24	14	10	17	20	5	0	3	105	.229	2	4	0
Steven Register	3.00	5-0	16/0	0	0/1	1	21.0	24	13	7	6	26	6	0	0	88	.273	1	5	0
Arnold Hughley	3.91	2-3	23/4	0	0/0	1	48.1	50	24	21	11	28	14	2	1	185	.270	1	3	2
Andrew Skinner	4.19	1-1	21/1	0	0/1	0	34.1	36	22	16	18	27	5	3	4	133	.271	5	3	0
Leviale Speigner	4.92	7-6	20/17	1	1/0	0	104.1	118	65	57	17	61	18	1	18	409	.289	0	3	0
Colby Paxton	5.25	8-6	17/17	3	1/0	0	96.0	101	59	56	32	46	25	3	8	364	.277	7	9	4
Eric Brandon	5.77	3-3	22/14	0	0/0	4	83.2	90	52	49	16	55	10	3	9	329	.274	3	13	1
Cory Duest	6.23	3-2	25/2	0	0/0	4	43.1	57	35	30	12	36	19	0	8	182	.313	5	4	1
Ken Clayton	7.46	1-3	23/0	0	0/1	2	25.1	25	21	21	16	41	10	0	1	99	.253	4	2	0
Brandon Channell	0.00	0-0	3/0	0	0/0	0	1.1	1	0	0	0	0	0	0	0	5	.200	0	0	0
Reid Price	1.88	0-0	12/1	0	0/0	0	14.1	11	4	3	10	7	2	1	0	49	.224	0	0	0
Lee Carter	2.77	1-0	11/0	0	0/1	0	13.0	10	5	4	4	5	1	0	0	47	.213	0	0	0
Kyle Hudlow	7.71	0-0	2/0	0	0/0	0	2.1	2	2	2	3	3	0	0	1	8	.250	1	0	0
Sean Jones	7.88	1-0	7/0	0	0/0	0	8.0	15	8	7	3	6	5	1	0	35	.429	0	0	1
TOTALS	4.85	34-26	60/60	5	4/1	9	525.1	564	324	283	165	361	120	14	53	2038	.277	29	47	9
OPPONENTS	5.43	26-34	60/60	3	1/1	11	519.0	639	399	313	215	356	128	7	41	2116	.302	45	41	18

4/13	* at Ole Miss	1-2	L
4/14	* at Ole Miss	2-10	L
4/16	* at Georgia Tech	4-10	L
4/19	* MISS. STATE	7-5	W
4/20	* MISS. STATE	1-12	L
4/21	* MISS. STATE	19-7	W
4/26	* at Alabama	6-8	L
4/27	* at Alabama	5-6	L
4/28	* at Alabama	0-7	L
4/30	Troy State (M)	6-11	L
5/3	* VANDERBILT	6-5	W
5/4	* VANDERBILT	6-5	W
5/5	* VANDERBILT [10]	7-6	W
5/10	* GEORGIA	10-9	W
5/11	* GEORGIA [11]	9-10	L
5/12	* GEORGIA	8-7	W
5/14	SOUTH ALABAMA	6-4	W
5/17	* at Arkansas	5-18	L
5/18	* at Arkansas [10]	7-3	W
5/19	* at Arkansas	1-4	L
5/22	# LSU	1-2	L
5/23	# Arkansas	5-8	L
5/31	! Florida Atlantic	11-16	L
6/1	! at Alabama	3-6	L

SEC Tournament (Hoover, AL-17th); ! NCAA Regional (Tuscaloosa, AL-4th)

•AUBURN REGIONAL•				
Date	Opponent	Score	W/L	
2/7	VCU	5-4	W	
2/8	VCU	2-5	L	
2/9	VCU	5-0	W	
2/11	SAMFORD	10-1	W	
2/14	VIRGINIA	14-13	W	
2/15	VIRGINIA	5-3	W	
2/16	VIRGINIA	7-5	W	
2/18	SOUTH ALABAMA	3-17	L	
2/22	CLEMSON	8-1	W	
2/22	CLEMSON	8-11	L	
2/23	CLEMSON	7-3	W	
2/25	TROY STATE	5-1	W	
2/28	ELON	11-1	W	
3/1	ELON	3-1	W	
3/2	ELON	7-1	W	
3/4	at Samford	11-2	W	
3/7	at North Carolina	8-7	W	
3/8	at North Carolina	7-3	W	
3/9	at North Carolina	13-5	W	
3/11	GEORGIA TECH	2-4	L	
3/15	* TENNESSEE	3-2	W	
3/15	* TENNESSEE	6-9	L	
3/16	* TENNESSEE	3-2	W	
3/18	at Georgia Tech	7-5	W	
3/21	* at Kentucky	14-10	W	
3/22	* at Kentucky	10-3	W	
3/23	* at Kentucky	10-3	W	
3/28	* at Georgia [13]	4-3	W	
3/29	* at Georgia	6-3	W	
3/30	* at Georgia	6-7	L	
4/2	Troy State (M)	13-2	W	
4/4	* ALABAMA	10-2	W	
4/5	* ALABAMA	2-3	L	

2003 • 42-21, 18-12 SEC
Head Coach: Steve Renfro (2001-2004)

Player	AVG	GP/S	AB	R	H	2B	3B	HR	RBI	TB	SLG	BB	SO	GDP	OB%	SH/IF	SB-AT	
Tug Hulett	.373	63/63	249	52	93	25	2	2	39	128	.514	31	3	30	.6	.447	1/6	3-6
Janon Moran	.338	63/63	272	53	92	18	7	4	38	134	.500	11	4	35	.4	.372	1/4	26-31
Karl Aronite	.330	62/59	206	36	68	13	1	12	56	119	.578	33	4	35	.2	.427	3/0	0-1
Bobby Huddleston	.324	60/60	219	47	71	19	0	10	63	129	.589	31	8	33	.5	.418	5/0	1-1
Scott Schade	.310	63/63	239	40	74	17	3	2	35	103	.431	14	4	60	.3	.351	5/7	0-1
Sean Gamble	.300	61/61	243	47	73	8	3	3	33	96	.395	24	8	30	.5	.380	1/5	5-5
Clete Thomas	.297	63/63	256	41	76	10	4	2	27	100	.391	22	2	46	.2	.356	1/4	11-16
Josh Bell	.295	50/49	200	29	59	15	0	8	35	98	.490	11	2	47	.7	.338	0/0	1-1
Chuck Jeroloman	.224	62/62	219	30	49	10	1	3	36	70	.320	21	1	56	.3	.291	3/5	2-2
Derek Sain	.277	20/9	47	4	13	3	0	0	5	16	.340	1	1	13	1	.300	1/0	0-0
Kyle Bohm	.250	28/9	44	5	11	0	0	0	1	2	.318	2	3	9	1	.327	0/2	0-0
Josh Todd	.208	42/3	24	6	5	0	0	0	1	5	.208	2	2	8	0	.321	0/1	1-2
Doug Vines	.115	29/3	26	8	3	1	0											



YEAR-BY-YEAR RESULTS & TEAM STATS

Table with columns: Date, Opponent, Score, W/L. Lists game results from 2/13 to 4/13.

2004 • 32-24, 12-18 SEC Head Coach: Steve Renfroe (2001-2004). Player stats table with columns: Player, AVG, GP/S, AB, R, H, 2B, 3B, HR, RBI, TR, SLG, BB, SO, GDP, ORB%, SH/SF, SB-AT.

Table with columns: Date, Opponent, Score, W/L. Lists game results from 4/16 to 5/23.

•TALLAHASSEE REGIONAL• Table with columns: Date, Opponent, Score, W/L. Lists regional game results from 2/4 to 4/8.

2005 • 34-26, 13-17 SEC Head Coach: Tom Slatter (2005-2008). Player stats table with columns: Player, AVG, GP/S, AB, R, H, 2B, 3B, HR, RBI, TR, SLG, BB, SO, GDP, ORB%, SH/SF, SB-AT.

Table with columns: Date, Opponent, Score, W/L. Lists game results from 4/9 to 6/5.

! NCAA Tournament (Tallahassee, FL - 2nd)





YEAR-BY-YEAR RESULTS & TEAM STATS

Date	Opponent	Score	W/L
2/3	VMI	7-0	W
2/4	VMI	5-8	L
2/5	VMI	8-10	L
2/10	#6 FLORIDA STATE	5-2	W
2/11	#6 FLORIDA STATE	3-8	L
2/17	HOFSTRA [10]	9-8	W
2/18	HOFSTRA	8-3	W
2/19	HOFSTRA	5-2	W
2/21	TROY [10]	5-4	W
2/24	ELON	2-10	L
2/26	ELON	2-3	L
2/26	ELON	13-3	W
2/28	DAVIDSON	8-6	W
3/3	at #17 Arizona State	2-14	L
3/4	at #17 Arizona State	3-12	L
3/5	at #17 Arizona State	1-8	L
3/10	BIRMINGHAM SOUTH.	1-6	L
3/11	BIRMINGHAM SOUTH.	4-2	W
3/12	BIRMINGHAM SOUTH.	1-7	L
3/14	APPALACHIAN STATE	7-2	W
3/17	* #9 SO. CAROLINA [12]	8-2	L
3/18	* #9 SOUTH CAROLINA	3-7	L
3/19	* #9 SOUTH CAROLINA	7-1	W
3/21	SAMFORD	6-4	W
3/24	* at Vanderbilt	0-2	L
3/25	* at Vanderbilt	1-9	L
3/26	* at Vanderbilt	2-5	L
3/28	at Troy	7-12	L
3/31	* #20 KENTUCKY	7-8	L
4/1	* #20 KENTUCKY	5-1	W
4/2	* #20 KENTUCKY	12-6	W
4/4	vs. Samford (Hvr)	4-5	L
4/8	* at Ole Miss	2-14	L
4/8	* at Ole Miss	6-2	W
4/9	* at Ole Miss	1-12	L

2006 • 22-34, 9-21 SEC
Head Coach: Tom Slatter (2005-2008)

Player	AVG	GP/S	AB	R	H	2B	3B	HR	RBI	TB	SLG	BB	SO	GDP	OB%	SH/SF	SB-AT
Mike Bianucci	.359	45/45	181	27	65	13	0	8	31	102	.564	9	6	47	1	.400	4/0
Tyler Johnstone	.332	56/56	229	43	76	10	1	1	29	91	.397	34	4	28	2	.424	2/5
Russell Dixon	.313	54/51	198	24	62	19	0	4	31	93	.470	14	7	40	2	.379	0/1
Andy Bennett	.287	55/55	209	24	60	14	0	6	48	92	.440	11	12	35	5	.353	3/1
Luke Greinke	.286	33/32	112	8	32	1	0	1	17	36	.321	9	2	16	1	.347	1/10
Josh Donaldson	.276	56/56	228	39	63	16	1	10	42	111	.487	15	5	41	9	.331	3/1
Justin Bristow	.255	53/53	196	22	50	8	0	0	13	58	.296	12	4	45	8	.310	1/1
Jeff Boutwell	.231	52/50	169	33	39	10	3	2	17	61	.361	21	8	39	2	.343	0/5
Bruce Edwards	.225	43/35	120	26	27	2	1	1	7	34	.283	17	8	28	1	.359	0/3
Jonathan Rasberry	.268	20/14	41	5	11	2	0	0	4	13	.317	4	1	6	1	.348	0/3
Ben Jones	.226	20/4	31	3	7	2	0	0	2	9	.290	3	0	8	0	.294	0/0
Josh Stapleton	.224	31/16	67	10	15	3	0	0	2	18	.269	6	1	11	2	.297	0/0
Derek Sain	.214	31/7	42	7	9	1	0	1	2	13	.310	5	1	14	1	.313	0/0
Ryan Jenkins	.200	14/6	25	1	5	1	0	0	2	6	.240	1	1	6	1	.259	0/1
Philip Stinger	.173	25/15	52	6	9	1	0	0	4	10	.192	6	1	17	2	.267	1/0
Ryan Stanley	.150	17/8	40	4	6	1	0	1	4	10	.250	4	0	13	1	.227	0/0
Garrett Maines	.000	4/1	5	1	0	0	0	0	0	0	.000	3	0	3	0	.375	0/0
Tyavis Coleman	.000	2/0	0	0	0	0	0	0	0	0	.000	0	0	0	0	.000	0/0
TOTALS	.276	56/56	1945	283	536	104	6	35	255	757	.389	174	61	397	39	.351	15/31
OPPONENTS	.288	56/56	1952	354	562	122	14	40	315	832	.426	214	51	375	33	.369	23/33

Player	FRA	W-L	G/GS	CG	SHO	SV	IP	H	R	ER	BB	SO	2B	3B	HR	BF	Avg	WP	HB	BK
Johnny Thompson	2.95	1-1	28/0	0	0/0	2	39.2	29	19	13	15	37	7	0	3	137	.212	3	3	1
Luke Greinke	3.76	0/0	17/1	0	0/1	6	26.1	30	17	11	9	17	7	2	2	110	.273	2	5	0
Evan Crawford	4.35	5-8	15/15	0	0/0	0	78.2	87	48	38	40	55	14	1	3	311	.280	5	3	3
Clarence Nicely	4.35	1-1	15/4	0	0/1	0	31.0	29	17	15	15	27	2	0	0	117	.248	2	4	1
Andy Bennett	4.91	3-1	21/0	0	0/0	0	47.2	52	27	26	17	40	14	1	3	184	.283	11	3	0
Paul Burnside	4.91	2-3	18/2	0	0/0	0	44.0	40	27	24	25	31	13	1	6	165	.242	4	5	1
Bryan Woodall	5.44	1-4	20/6	0	0/0	0	44.2	57	37	27	9	37	17	3	4	185	.308	3	4	1
Chris Dennis	6.36	3-7	15/4	0	0/1	0	63.2	74	57	45	35	39	17	4	6	246	.301	5	11	0
Brett Butts	6.40	3-6	15/13	0	0/0	0	64.2	90	59	46	25	42	17	2	9	276	.326	8	7	3
Peter Wiggins	6.44	3-3	25/1	0	0/0	1	43.1	55	38	31	20	41	12	0	4	171	.322	9	6	2
Andrew Hall	0.00	0/0	4/0	0	0/0	0	4.2	2	0	0	0	4	0	0	0	15	.133	0	0	0
Ted Bryant	5.40	0/0	4/0	0	0/0	0	3.1	8	3	2	0	3	1	0	0	18	.444	0	0	0
Brandon Teague	6.75	0/0	1/0	0	0/0	0	1.1	4	1	1	0	1	0	0	0	8	.500	0	0	0
Grant Cardwell	21.60	0/0	3/0	0	0/0	0	1.2	5	4	4	4	1	1	0	0	9	.556	2	0	0
TOTALS	5.15	22-34	56/56	0	1/1	9	494.2	562	354	283	214	375	122	14	40	1952	.288	54	51	12
OPPONENTS	4.32	34-22	56/56	2	1/0	14	493.2	536	283	237	174	397	104	6	35	1945	.276	33	61	10

4/11	at South Alabama	3-2	W
4/14	* #8 MISSISSIPPI STATE	9-4	W
4/15	* #8 MISSISSIPPI STATE	10-17	L
4/16	* #8 MISSISSIPPI STATE	7-3	W
4/19	vs. #29 Troy (M)	6-7	L
4/21	at Florida	9-6	W
4/22	* at Florida	1-4	L
4/23	* at Florida	5-4	W
4/25	MERCER	18-1	W
4/28	* at #6 Alabama [10]	5-6	L
4/29	* at #6 Alabama	7-6	W
4/30	* at #6 Alabama	1-9	L
5/5	* #28 LSU	3-4	L
5/6	* #28 LSU	3-5	L
5/7	* #28 LSU	2-8	L
5/12	* #16 GEORGIA	7-10	L
5/13	* #16 GEORGIA	3-4	L
5/14	* #16 GEORGIA	4-9	L
5/18	* at #15 Arkansas	3-6	L
5/19	* at #15 Arkansas	5-10	L
5/20	* at #15 Arkansas	2-11	L

Date	Opponent	Score	W/L
2/9	HOFSTRA	17-0	W
2/10	HOFSTRA	11-7	W
2/11	HOFSTRA	10-5	W
2/14	LIPSCOMB [12]	3-4	L
2/16	UNC GREENSBORO	9-2	W
2/17	UNC GREENSBORO	4-2	W
2/18	UNC GREENSBORO	4-1	W
2/20	TROY	11-3	W
2/23	@ vs. Jacksonville	7-6	W
2/24	@ vs. Michigan State	11-6	W
2/25	@ at South Alabama	20-5	W
2/27	SAMFORD	4-1	W
3/2	#10 ARIZONA STATE	2-8	L
3/3	#10 ARIZONA STATE	11-8	W
3/4	#10 ARIZONA STATE	7-6	W
3/6	DAVIDSON	10-4	W
3/9	PURDUE	4-3	W
3/10	PURDUE	11-0	W
3/11	PURDUE	12-6	W
3/13	#30 VMI	3-7	L
3/14	#30 VMI	10-8	W
3/16	* at Georgia	3-4	L
3/17	* at Georgia	2-3	L
3/18	* at Georgia	2-6	L
3/23	* FLORIDA [10]	7-8	L
3/24	* FLORIDA	9-12	L
3/25	* FLORIDA	3-10	L
3/27	* at Mercer	5-1	W
3/30	* #13 OLE MISS	2-4	L
3/31	* #13 OLE MISS	4-7	L
4/1	* #13 OLE MISS	3-2	W
4/3	SOUTH ALABAMA	5-2	W
4/6	* at LSU	6-1	W
4/7	* at LSU	7-0	W
4/8	* at LSU	1-10	L

2007 • 31-25, 10-20 SEC
Head Coach: Tom Slatter (2005-2008)

Player	AVG	GP/S	AB	R	H	2B	3B	HR	RBI	TB	SLG	BB	SO	GDP	OB%	SH/SF	SB-AT
Josh Donaldson	.349	55/55	215	63	75	19	0	11	54	127	.591	38	3	27	3	.444	5/1
Joseph Sanders	.333	45/36	132	29	44	14	0	3	33	67	.508	15	4	28	1	.406	4/3
Bruce Edwards	.328	52/50	201	53	66	5	2	0	19	75	.373	37	8	42	3	.448	2/5
Mike Bianucci	.326	47/46	175	46	57	11	1	14	51	112	.640	29	4	33	1	.427	3/2
Luke Greinke	.314	53/52	210	41	66	6	0	1	36	75	.357	26	6	33	4	.400	3/2
Andy Bennett	.297	42/32	128	20	38	8	0	1	26	49	.383	14	9	14	2	.396	3/1
Ross Smith	.288	52/51	184	27	53	12	1	2	23	73	.397	12	11	48	3	.364	2/0
Robert Brooks	.281	56/56	217	37	61	11	1	2	36	80	.369	17	16	47	3	.375	1/2
Dustin Sprull	.278	32/26	97	17	27	4	0	1	18	34	.351	13	1	23	1	.366	1/0
Eric Skinner	.203	45/39	133	19	27	7	1	1	21	39	.293	6	0	24	1	.234	2/13
Philip Stinger	.198	41/24	96	12	19	3	0	1	9	25	.260	10	1	25	2	.278	1/6
Ryan Jenkins	.319	27/14	69	9	22	1	0	1	8	26	.377	4	0	21	1	.356	0/0
Ben Jones	.279	35/10	61	7	17	1	0	0	7	18	.295	6	1	10	1	.343	2/2
Justin Bristow	.217	8/5	23	3	5	1	0	0	1	6	.261	1	0	7	2	.250	0/0
Ryan Stanley	.167	14/8	30	7	5	1	0	0	7	6	.200	5	0	10	2	.286	0/0
Josh Stapleton	.143	7/0	7	3	1	0	0	0	1	1	.143	1	1	2	0	.333	0/0
Tyavis Coleman	.000	5/0	0	2	0	0	0	0	0	0	.000	0	0	0	0	.000	0/0
TOTALS	.295	56/56	1978	395	583	104	6	38	350	813	.411	234	65	394	30	.382	29/37
OPPONENTS	.275	56/56															



YEAR-BY-YEAR RESULTS & TEAM STATS

Table with columns: Date, Opponent, Score, W/L. Rows include games from 2/22 to 4/11 against various opponents like East Tenn. State, Florida State, Davidson, VMI, etc.

2008 • 28-28, 11-19 SEC. Head Coach: Tom Slatter (2005-2008). Player stats table with columns: Player, AVG, GP/S, AB, R, H, 2B, 3B, HR, RBI, TB, SLG, BB, HB, SO, GDP, OBP%, SH/SF, SB-AT. Includes totals and opponents.

Results table for 2008 with columns: Date, Opponent, Score, W/L. Rows include games from 4/12 to 5/17 against South Carolina, Alabama, Mississippi State, etc.

Table with columns: Date, Opponent, Score, W/L. Rows include games from 2/20 to 4/12 against opponents like Elon, Lipscomb, Florida State, Georgia State, etc.

2009 • 31-25, 11-19 SEC. Head Coach: John Pawlowski (2009-13). Player stats table with columns: Player, AVG, GP/S, AB, R, H, 2B, 3B, HR, RBI, TB, SLG, BB, HB, SO, GDP, OBP%, SH/SF, SB-AT. Includes totals and opponents.

Results table for 2009 with columns: Date, Opponent, Score, W/L. Rows include games from 4/14 to 5/16 against South Alabama, South Carolina, Alabama, etc.





YEAR-BY-YEAR RESULTS & TEAM STATS

•SEC WEST CHAMPIONS •
•AUBURN REGIONAL •

Date	Opponent	Score	W/L
2/19	SE MISSOURI	8-13	L
2/20	SE MISSOURI (10)	9-8	W
2/21	SE MISSOURI	6-1	W
2/26	% BOSTON COLLEGE (10)	6-5	W
2/27	% MISSOURI	7-11	L
2/28	% FLORIDA ATLANTIC	17-4	W
3/3	DAVIDSON-1	7-6	W
3/3	DAVIDSON-2	7-6	W
3/5	MIAMI (OHIO)	14-9	W
3/6	MIAMI (OHIO)	13-5	W
3/7	MIAMI (OHIO)	5-4	W
3/12	at #2 Arizona State	8-9	L
3/13	at #2 Arizona State	7-16	L
3/14	at #2 Arizona State	3-8	L
3/16	ALABAMA A&M	11-1	W
3/17	ALABAMA A&M	18-0	W
3/19	* at Georgia	20-3	W
3/20	* at Georgia	4-3	W
3/21	* at Georgia	19-3	W
3/23	at Sanford	10-3	W
3/24	vs. Alabama (M)	8-6	W
3/26	* #14 S. CAROLINA	5-11	L
3/27	* #14 S. CAROLINA	0-2	L
3/28	* #14 S. CAROLINA	10-6	W
3/31	at Troy	4-5	L
4/2	* at #23 Alabama	5-10	L
4/3	* at #23 Alabama	5-6	L
4/4	* at #23 Alabama	7-1	W
4/6	GEORGIA STATE	22-7	W
4/7	SOUTH ALABAMA	6-2	W
4/9	* #3 LSU	10-14	L
4/10	* #3 LSU	11-7	W
4/11	* #3 LSU	6-5	W
4/14	NEW ORLEANS	13-1	W

2010 • 43-21, 20-10 SEC
Head Coach: John Pawlowski (2009-13)

Player	AVG	GP/S	AB	R	H	2B	3B	HR	RBI	TB	SIG	BB	SO	GDP	OB%	SH/SE	SB-AT	
Hunter Morris	.386	64/64	272	66	105	18	5	23	76	202	.743	26	12	50	0	455	4/1	6-8
Trent Mumme	.366	36/34	153	46	56	15	0	17	54	122	.797	15	4	18	5	434	1/4	8-9
Ryan Jenkins	.365	53/48	178	36	65	14	0	7	38	100	.562	15	2	27	7	418	1/7	2-5
Don Gamache	.365	57/52	189	51	69	15	1	8	37	110	.582	24	3	33	3	442	1/5	7-9
Justin Froedjous	.358	55/46	193	52	69	8	1	3	33	88	.456	18	6	31	5	417	6/10	14-21
Brian Fletcher	.357	61/61	252	62	90	17	1	22	75	175	.694	23	9	67	4	427	2/0	4-7
Tony Caldwell	.349	57/49	189	42	66	8	0	10	41	104	.550	17	9	48	4	414	7/6	6-10
Casey McElroy	.325	56/55	209	47	68	11	0	9	43	106	.507	28	5	28	10	409	5/4	1-6
Justin Bryant	.323	33/26	99	27	32	4	1	5	32	53	.535	17	8	14	1	452	2/5	0-1
Justin Hargett	.316	55/54	209	46	66	15	1	2	32	89	.426	16	8	49	0	381	3/9	6-8
Kevin Patterson	.315	49/33	124	34	39	6	2	16	33	97	.782	21	2	40	3	419	1/0	0-0
Creede Simpson	.308	49/35	159	42	49	11	2	5	31	79	.497	20	4	34	1	395	2/4	6-8
Caleb Bowen	.529	23/2	17	3	9	0	0	1	5	12	.706	2	0	2	0	579	0/0	0-0
Wes Gilmer	.341	50/16	82	22	28	3	0	0	13	37	.451	16	1	22	1	441	3/3	1-2
Patrick Savage	.333	9/0	9	2	3	2	0	0	1	1	.889	1	0	2	2	400	0/0	0-0
Mitchell Self	.286	15/0	7	5	2	1	0	0	4	3	.429	0	0	0	0	286	0/0	0-0
Jordan Neese	.000	4/1	3	1	0	0	0	0	1	0	.000	2	0	0	0	400	0/0	0-0
TOTALS	.348	64/64	2344	584	816	148	14	131	549	1385	.591	261	73	465	46	.423	38/58	61-94
OPPONENTS	.278	64/64	2288	386	636	117	4	62	345	947	.414	220	58	484	38	.353	21/34	53-74

Player	FRA	W-L	G/GS	CG	SHO	SV	IP	H	R	ER	BB	SO	2B	3B	HR	BF	Avg	WP	HB	BK	
Austin Hubbard	2.44	6-2	26/0	0	0	10	48.0	44	22	13	23	60	7	0	0	2	184	.239	11	4	1
Grant Dayton	4.36	8-3	16/15	1	0	0	95.0	101	52	46	19	69	24	0	13	376	.269	1	6	1	
Slade Smith	4.65	4-0	18/6	0	0	0	60.0	73	38	31	14	42	8	1	2	246	.297	7	8	0	
Cole Nelson	5.64	6-3	18/15	1	0	0	68.2	76	46	43	30	67	16	0	6	275	.276	9	7	0	
Cory Luckie	5.91	6-4	19/15	1	0	0	70.0	81	49	46	23	57	16	1	10	283	.286	3	5	1	
Chris O'Neil	0.00	0-0	2/0	0	0	0	2.0	0	0	0	0	1	0	0	0	5	.000	1	1	0	
Sean Ray	3.72	2-3	26/0	0	0	0	36.1	29	23	15	21	33	6	0	3	134	.216	2	2	0	
Michael Hurst	4.20	2-1	18/0	0	0	2	30.0	30	18	14	13	30	6	0	1	122	.246	1	4	0	
Dexter Price	4.39	3-0	5/5	0	0	0	26.2	33	15	13	9	14	3	0	1	106	.311	3	1	0	
Garrett Bush	4.50	0-0	4/0	0	0	0	4.0	3	4	2	2	6	0	0	1	15	.200	2	1	0	
Bradley Hendrix	5.35	4-2	22/0	0	0	1	33.2	48	29	20	14	28	7	0	5	144	.333	8	6	0	
Zach Blatt	5.40	1-0	20/0	0	0	1	33.1	42	26	20	11	24	5	0	4	139	.302	1	7	0	
Stephen Kahlzeden	6.49	1-0	17/2	0	0	2	26.1	25	20	19	15	23	6	1	5	100	.250	0	3	0	
Jon Luke Jacobs	7.22	0-3	10/6	0	0	0	33.2	42	34	27	23	24	8	0	8	136	.309	2	3	0	
Ty Kelley	9.64	0-0	4/0	0	0	0	4.2	5	6	5	3	6	3	0	1	19	.263	3	0	0	
Justin Bryant	99.00	0-0	1/0	0	0	0	0.0	4	4	4	0	0	0	0	1	4	1.000	1	0	0	
TOTALS	5.00	43-21	64/64	3	2	16	572.1	636	386	318	220	484	117	4	62	2288	.278	55	58	4	
OPPONENTS	8.34	21-43	64/64	4	1	7	554.2	816	584	514	261	465	148	14	131	2344	.348	72	73	9	

4/16	* at #18 Vanderbilt	6-11	L
4/17	* at #18 Vanderbilt	12-2	W
4/18	* at #18 Vanderbilt	2-3	L
4/20	TROY	16-3	W
4/23	* KENTUCKY	13-6	W
4/24	* KENTUCKY	7-8	L
4/25	* KENTUCKY	6-5	W
4/27	SAMFORD	11-4	W
4/30	* at #7 Arkansas	4-9	L
5/1	* at #7 Arkansas	8-7	W
5/2	* at #7 Arkansas	13-2	W
5/7	* MISSISSIPPI STATE	9-6	W
5/8	* MISSISSIPPI STATE	16-14	W
5/9	* MISSISSIPPI STATE	11-8	W
5/11	at South Alabama (11)	9-10	L
5/14	* TENNESSEE	3-9	L
5/15	* TENNESSEE	18-0	W
5/16	* TENNESSEE	9-2	W
5/18	JACKSONVILLE ST	9-7	W
5/20	* at #17 Ole Miss	5-3	W
5/21	* at #17 Ole Miss	18-4	W
5/22	* at #17 Ole Miss	11-1	W
5/26	# Alabama	1-7	L
5/27	* #7 S. Carolina [12]	3-1	W
5/28	* #21 Ole Miss [10]	7-10	L
6/4	! JACKSONVILLE ST	9-7	W
6/5	! #16 CLEMSON	2-5	L
6/6	! SOUTHERN MISS	17-8	W
6/6	! #16 CLEMSON	11-10	W
6/7	! #16 CLEMSON	7-13	L

% - Auburn Classic (Auburn, AL)
- SEC Tournament (Hoover, AL)
! - NCAA Regional (Auburn, AL)

Date	Opponent	Score	W/L
2/18	^ARKANSAS STATE	12-5	W
2/19	^#13 VIRGINIA	2-13	L
2/20	^UAB	6-0	W
2/22	JACKSONVILLE STATE	9-4	W
2/25	RADFORD (13)	6-8	L
2/26	RADFORD	3-2	W
2/27	RADFORD	2-0	W
3/1	BETHUNE-COOKMAN	9-2	W
3/2	BETHUNE-COOKMAN	2-5	L
3/4	% vs. New York Tech	6-3	W
3/5	% #18 Col. of Charleston	7-4	W
3/6	% vs. Western Kentucky	13-8	W
3/8	MEMPHIS	6-2	W
3/11	#7 ARIZONA STATE	7-8	L
3/12	#7 ARIZONA STATE	5-9	L
3/13	#7 ARIZONA STATE	10-8	W
3/15	vs. Alabama (M)	2-1	W
3/18	* #9 ARKANSAS (11)	5-6	L
3/19	* #9 ARKANSAS	9-5	W
3/20	* #9 ARKANSAS	8-7	W
3/22	at Jacksonville State	4-5	L
3/25	* at Mississippi State	6-7	L
3/26	* at Mississippi State	8-15	L
3/27	* at Mississippi State	0-5	L
3/29	#21 TROY	6-1	W
4/1	* #1 VANDERBILT	6-11	L
4/2	* #1 VANDERBILT	2-11	L
4/3	* #1 VANDERBILT	2-6	L
4/5	at #20 Troy	6-14	L
4/8	* at Kentucky	12-9	W
4/9	* at Kentucky	15-8	W
4/10	* at Kentucky	8-2	W
4/15	* at #21 LSU	8-7	W
4/16	* at #21 LSU	3-1	W
4/17	* at #21 LSU	2-3	L
4/19	SOUTH ALABAMA	1-7	L
4/21	* OLE MISS	6-3	W
4/22	* OLE MISS	7-10	L

2011 • 29-29, 14-16 SEC
Head Coach: John Pawlowski (2009-13)

Player	AVG	GP/S	AB	R	H	2B	3B	HR	RBI	TB	SIG	BB	SO	GDP	OB%	SH/SE	SB-AT	
Casey McElroy	.372	58/58	234	46	87	18	0	9	53	132	.564	21	7	30	1	429	6/2	1-2
Tony Caldwell	.332	55/54	190	37	63	13	1	7	44	99	.521	30	9	32	3	445	0/4	5-9
Justin Froedjous	.316	57/56	215	40	68	11	1	3	20	90	.419	20	5	41	2	381	4/8	5-11
Don Gamache	.299	53/53	194	35	58	13	2	5	29	90	.464	30	8	33	4	414	0/3	2-2
Justin Hargett	.297	55/49	192	31	57	8	1	0	23	67	.349	16	1	41	0	352	1/3	7-12
Cullen Wacker	.287	50/30	115	18	33	4	0	1	18	40	.348	18	6	15	3	404	2/4	3-5
Wes Gilmer	.284	58/47	183	24	52	10	0	0	34	62	.339	17	6	32	3	361	2/9	3-4
Kevin Patterson	.277	57/54	195	26	54	16	0	8	43	94	.482	29	2	56	1	370	4/0	0-0
Creede Simpson	.254	56/55	189	30	48	15	1	3	17	74	.392	19	2	36	2	324	3/6	8-10
Tyler Dial	.400	5/0	5	0	2	0	0	0	1	2	.400	0	0	0	0	400	0/0	0-0
Bobby Andrews	.396	35/11	53	11	21	1	1	0	6	24	.453	0	7	11	1	467	0/3	6-9
Mike Reed	.333	4/0	3															



YEAR-BY-YEAR RESULTS & TEAM STATS

Table with columns: Date, Opponent, Score, W/L. Rows include games from 2/17 to 4/15 against Missouri, Alabama State, Purdue, Charleston South, Southern Miss, Belmont, South Alabama, LSU, Samford, Mississippi State, and Vanderbilt.

2012 • 31-28, 13-17 SEC

Head Coach: John Pawlowski (2009-13)

Player statistics table for 2012 season. Columns include AVG, GP/S, AB, R, H, 2B, 3B, HR, RBI, TB, SLG, BB, SO, GDP, OBP%, SH/SE, SB-AT. Includes totals and opponents.

Player statistics table for 2012 season. Columns include ERA, W-L, G/GS, CG, SHO, SV, IP, H, R, ER, BB, SO, 2B, 3B, HR, BF, Avg, WP, HB, BK. Includes totals and opponents.

Table with columns: Date, Opponent, Score, W/L. Rows include games from 4/17 to 5/24 against Troy, Alabama A&M, South Carolina, Tennessee, Georgia, Florida, Jacksonville State, and South Carolina.

^ - Auburn Tournament (Auburn, AL)
- SEC Tournament (Hoover, AL)

Table with columns: Date, Opponent, Score, W/L. Rows include games from 2/15 to 4/10 against Maine, Middle Tennessee, College of Charleston, Indiana State, Kennesaw State, Eastern Illinois, Eastern Illinois, Brown, Kennesaw State, Alabama State, Southern Miss (Mobile), LSU, Texas A&M, and Alabama State.

2013 • 33-23, 13-17 SEC

Head Coach: John Pawlowski (2009-13)

Player statistics table for 2013 season. Columns include AVG, GP/S, AB, R, H, 2B, 3B, HR, RBI, TB, SLG, BB, SO, GDP, OBP%, SH/SE, SB-AT. Includes totals and opponents.

Player statistics table for 2013 season. Columns include ERA, W-L, G/GS, CG, SHO, SV, IP, H, R, ER, BB, SO, 2B, 3B, HR, BF, Avg, WP, HB, BK. Includes totals and opponents.

Table with columns: Date, Opponent, Score, W/L. Rows include games from 4/12 to 5/21 against Georgia, Georgia-1, Georgia-2, Samford, Mississippi State, Missouri, Missouri-1, Missouri-2, OLE Miss, OLE Miss, Jacksonville State, Florida, Florida, Jacksonville State, Arkansas, Arkansas, Arkansas, and Alabama.

^ - Auburn Tournament (Auburn, AL)
- SEC Tournament (Hoover, AL)





YEAR-BY-YEAR RESULTS & TEAM STATS

Date	Opponent	Score	W/L
2/14	* Indiana State	4-0	W
2/15	* Ohio State	0-1	L
2/16	* Connecticut	7-3	W
2/19	ALABAMA STATE	3-9	L
2/21	! ARKANSAS-PINE BLUFF	2-1	W
2/22	! CALIFORNIA	0-5	L
2/23	! EAST TENNESSEE STATE	2-3 (10)	L
2/25	ALABAMA A&M	7-3	W
2/28	PRESBYTERIAN	6-10	L
3/1	PRESBYTERIAN	3-0	W
3/2	PRESBYTERIAN	12-5	W
3/4	Alabama	3-4	L
3/7	MERCER	9-5	W
3/8	MERCER	4-1	W
3/9	MERCER	6-5	W
3/11	at Kennesaw State	6-1	W
3/12	ALABAMA STATE	6-5	W
3/14	* TEXAS A&M	4-0	W
3/15	* TEXAS A&M-1	5-2	W
3/15	* TEXAS A&M-2	0-9	L
3/18	COPPIN STATE	10-0	W
3/19	COPPIN STATE	13-2	W
3/21	* at Tennessee	3-2	W
3/22	* at Tennessee	4-2	W
3/23	* at Tennessee	6-8	L
3/25	* KENNESAW STATE	10-5	W
3/27	* MISSOURI	3-4	L
3/28	* MISSOURI	2-4	L
3/29	* MISSOURI	7-3	W
4/1	SAMFORD	1-8	L
4/4	* at Ole Miss	5-8 (13)	L
4/5	* at Ole Miss-1	0-6	L
4/5	* at Ole Miss-2	1-5	L
4/8	TROY	6-0	W
4/11	* at Alabama	2-1	W

2014 • 28-28, 10-20 SEC

Head Coach: Sunny Galloway (2014-15)

Player	AVG	GP/S	AB	R	H	2B	3B	HR	RBI	TB	SIG	BB	SO	GDP	OB%	SH/SE	SB-AT	
Jordan Ebert	.353	55/52	204	28	72	5	1	0	29	79	387	12	1	26	.335	49	9-15	
Danek Tomsoha	.313	54/53	176	37	55	8	0	5	29	78	443	26	15	23	.436	32	4-5	
Ryan Tello	.306	53/53	183	30	56	6	1	3	18	73	399	16	9	24	.386	27	13-19	
Daniel Robert	.281	45/39	121	12	34	5	1	1	12	44	364	17	0	23	.370	0-2	1-2	
Blake Austin	.268	55/51	183	19	49	11	0	3	31	69	377	15	8	30	.344	3-1	4-8	
Damon Hoecker	.259	56/56	189	24	49	4	0	0	17	53	280	35	13	32	.404	3-7	11-18	
Dan Glevenyak	.256	50/43	156	22	40	6	3	1	16	55	353	18	11	23	.4	3-71	1-5	14-16
Arneferne Grier	.255	47/38	149	16	38	8	0	1	11	49	329	12	4	24	.325	1-5	7-15	
Keegan Thompson	.244	37/33	123	13	30	3	1	0	13	35	285	4	1	21	.273	0-3	1-1	
Rocky McCord	1.000	1-0	1	0	1	0	0	0	0	1	1.000	0	0	0	1.000	0-0	0-0	
Brett Binning	.348	16/10	23	5	8	0	0	0	2	8	348	2	0	2	.400	0-2	1-1	
Blake Logan	.256	42/17	86	9	22	3	0	1	17	28	326	10	2	15	.343	1-1	0-0	
Sam Gillikin	.214	24/15	56	5	12	5	0	0	4	17	304	6	1	14	.302	0-1	0-1	
Connor Short	.211	36/25	95	6	20	1	0	0	8	21	221	7	3	13	.283	1-4	9-10	
Patrick Savage	.167	3-2	6	0	1	0	0	0	0	1	167	0	1	2	.286	0-0	0-0	
J.J. Shaffer	.160	40/10	50	8	8	0	2	0	2	12	240	3	4	14	.263	0-1	4-5	
Jackson Burgence	.091	21/7	22	1	2	0	0	3	2	091	7	3	7	2	.375	0-1	2-3	
Dylan Smith	.000	7-1	10	0	0	0	0	0	0	0.000	2	0	4	0	.167	0-0	0-0	
Hunter Kelley	.000	4-0	3	0	0	0	0	0	0	0.000	0	1	0	0	.000	0-0	0-0	
Terrance Dedrick	.000	2-0	2	0	0	0	0	0	0	0.000	0	0	0	0	.000	0-0	0-0	
TOTALS	.270	56-56	1838	235	497	65	9	15	212	625	340	192	76	298	.37	.360	19-51	80-119
OPPONENTS	.254	56-56	1897	228	482	83	8	14	201	623	328	167	37	333	.42	.324	15-45	32-55

Player	ERA	W-L	G/5	CG	SHO	SV	IP	H	R	ER	BB	SO	2B	3B	HR	Avg	WP	HB	BK
Keegan Thompson	2.01	5-3	14-12	2	0	1	89.2	61	23	20	23	73	11	0	0	.192	5	3	0
Dillon Orton	2.70	9-5	15-15	2	1	0	100.0	95	36	30	16	62	17	0	3	.247	1	4	0
Justin Camp	4.01	1-5	13-6	0	2	1	42.2	41	24	19	10	29	7	2	1	.246	2	3	1
Michael O'Neal	4.29	3-6	17-12	0	2	0	71.1	77	38	34	29	29	15	1	3	.285	1	6	0
Cole Lipscomb	0.00	0-0	2-0	0	0	0	1.0	0	0	0	1	1	0	0	0	.000	0	1	0
Jacob Milliman	1.62	0-0	11-1	0	0	0	16.2	12	6	3	8	15	1	0	1	.200	4	0	1
Robby Clements	3.27	0-0	7-0	0	0	0	11.0	13	6	4	5	3	3	0	0	.289	2	0	0
Jay Wade	3.28	4-2	22-0	0	0	0	35.2	31	16	13	6	24	4	1	1	.295	0	2	2
Trey Wingenter	3.33	1-1	13-4	0	0	0	24.1	31	14	9	9	22	7	0	0	.301	6	4	0
Rocky McCord	3.38	0-0	5-0	0	0	0	2.2	2	1	1	4	5	0	0	0	.222	1	4	0
Trey Cochran-Gill	3.41	0-2	28-0	0	0	1	34.1	42	16	13	9	20	6	1	0	.313	5	3	0
Daniel Koger	3.92	2-0	13-3	0	0	0	20.2	19	10	9	8	16	4	1	1	.247	4	0	0
Terrance Dedrick	4.85	2-3	23-1	0	0	4	26.0	32	17	14	16	21	5	2	0	.314	2	0	0
Kevin Davis	5.40	1-0	3-2	0	0	0	5.0	3	3	3	3	10	2	1	0	.231	1	0	0
Reid Carter	5.51	0-0	11-0	0	0	0	16.1	19	13	10	7	6	2	0	2	.292	5	2	0
Ryan Tello	8.31	0-1	3-0	0	0	0	4.1	4	5	4	6	5	0	0	1	.250	0	0	0
TOTALS	3.34	28-28	56-56	4	5	8	501.2	482	228	186	167	333	83	8	14	.254	39	37	4
OPPONENTS	3.60	28-28	56-56	3	7	11	492.1	497	235	197	192	298	65	9	15	.270	19	76	9

Date	Opponent	Score	W/L
4/12	* at Alabama	1-4	L
4/13	* at Alabama	3-4	L
4/15	* at Samford	6-7	L
4/19	* SOUTH CAROLINA-1	4-2	W
4/19	* SOUTH CAROLINA-2	2-3	L
4/20	* SOUTH CAROLINA	3-4	L
4/22	SOUTH ALABAMA	6-1	W
4/25	* at Arkansas	2-1	W
4/26	* at Arkansas-1	3-4 (10)	L
4/26	* at Arkansas-2	7-2	W
5/2	* MISSISSIPPI STATE	0-3	L
5/3	* MISSISSIPPI STATE	0-3	L
5/4	* MISSISSIPPI STATE	1-12	L
5/6	BETHUNE-COOKMAN	9-1	W
5/9	* at Kentucky	3-6	L
5/10	* at Kentucky	8-1	W
5/11	* at Kentucky	5-6 (10)	L
5/13	UAB	6-5	W
5/15	* LSU	0-10	L
5/16	* LSU	0-11	L
5/17	* LSU	1-8	L

^ - Snowbird Classic (Port Charlotte, Fla.)

! - Tiger Classic (Auburn, Ala.)

*SEC Game | Home games in ALL

TALLAHASSEE REGIONAL

Date	Opponent	Score	W/L
2/13	BINGHAMTON	2-0	W
2/14	BINGHAMTON	5-11	L
2/15	BINGHAMTON	13-2	W
2/17	at South Alabama	4-7	L
2/18	ALABAMA STATE	7-5	W
2/21	RADFORD-1	3-2 (10)	L
2/21	RADFORD-2	6-1	W
2/22	RADFORD	6-0	W
2/24	*#27 GEORGIA TECH	7-1	W
2/27	*JACKSONVILLE STATE	6-4	W
2/28	*#10 OKLAHOMA STATE	9-2	W
3/1	*JACKSONVILLE STATE	9-10	L
3/3	vs. #28 Alabama (Montgomery)	5-3	W
3/6	XAVIER	7-2	W
3/7	XAVIER	3-2 (11)	W
3/8	XAVIER	10-6	W
3/10	SAMFORD	0-7	L
3/13	* at #6 Texas A&M	2-6	L
3/14	* at #6 Texas A&M	4-10	L
3/15	* at #6 Texas A&M	1-6	L
3/17	at UAB (Regions Field)	6-4	W
3/20	* #4 VANDERBILT	6-4	W
3/21	* #4 VANDERBILT-1	5-10	L
3/21	* #4 VANDERBILT-2	6-7 (10)	L
3/24	at #28 Georgia Tech	1-4	L
3/27	* at #29 Mississippi State	5-0	W
3/28	* at #29 Mississippi State	4-0	W
3/29	* at #29 Mississippi State	1-3	L
3/31	at Samford	9-4	W
4/3	* ARKANSAS	7-10	L
4/4	* ARKANSAS	3-2	W
4/5	* ARKANSAS	4-6	L
4/8	GEORGIA STATE	4-2	W
4/10	* at #1 LSU	2-3	L
4/11	* at #1 LSU	6-1	W
4/12	* at #1 LSU	2-6	L

2015 • 36-26, 13-17 SEC

Head Coach: Sunny Galloway (2014-15)

Player	AVG	GP/S	AB	R	H	2B	3B	HR	RBI	TB	SIG	BB	SO	GDP	OB%	SH/SE	SB-AT	
Arneferne Grier	.323	62/62	254	41	82	22	3	1	20	113	445	22	7	61	.391	1/3	9-16	
Melvin Gray	.304	48/43	161	30	49	8	0	1	23	60	373	17	2	29	.372	3/7	18-21	
Daniel Robert	.298	57/55	205	28	61	12	3	3	38	88	429	24	1	39	.6	3/8	4/1	15
Damon Hoecker	.271	42/41	214	35	58	8	2	0	22	73	341	40	9	37	.3	4/4	1/8	18
Blake Logan	.261	59/50	180	25	47	17	2	0	28	68	378	15	6	25	.5	3/29	6/3	3-6
Cody Nulph	.258	62/62	217	30	56	11	1	3	33	78	359	13	6	47	.4	3/15	2/7	1-3
Kyler Deese	.254	59/49	177	27	45	10	1	2	27	63	356	24	5	23	.3	3/57	1/3	3-6
Jordan Ebert	.254	54/39	142	25	36	4	0	3	24	49	345	26	6	30	.386	2/6	7-9	
Jackson Burgence	.281	30/15	64	7	18	1	2	0	7	23	359	8	0	9	.361	0/3	5-8	
Sam Gillikin	.271	54/30	96	8	26	4	1	1	10	35	365	13	1	30	.2	3/64	0/2	5-5
J.J. Shaffer	.259	42/18	58	7	15	0	0	0	7	15	259	3	5	15	.348	0/2	5-7	
Austin Murphy	.245	22/18	49	11	12	1	1	0	3	15	30							



YEAR-BY-YEAR RESULTS & TEAM STATS

Table with columns: Date, Opponent, Score, W/L. Rows include games against Sacramento St., FAMU, Southern, Alabama A&M, Georgia Tech, Oral Roberts, Kennesaw State, etc.

2016 • 23-33, 8-22 SEC

Head Coach: Butch Thompson (2016-Current)

Player statistics table for 2016 season. Columns include Player, AVG, GP/S, AB, R, H, 2B, 3B, HR, RBI, TB, SLG, BB, HB, SO, GDP, OBP%, SH/SF, SB-AT. Includes totals for team and opponents.

Table with columns: Date, Opponent, Score, W/L. Rows include games against Tennessee, Alabama State, Ole Miss, Kentucky, Mississippi State, etc.

Auburn Tournament (Auburn, AL)
Cox Diamond Invitational (Pensacola, FL)
MAX Capital City Classic (Montgomery, AL)
SEC Tournament (Hoover, AL)

Table with columns: Date, Opponent, Score, W/L. Rows include games against George Washington, Holy Cross, Samford, Jacksonville State, Florida, etc.

2017 • 37-26, 16-14 SEC

Head Coach: Butch Thompson (2016-Current)

Player statistics table for 2017 season. Columns include Player, AVG, GP/S, AB, R, H, 2B, 3B, HR, RBI, TB, SLG, BB, HB, SO, GDP, OBP%, SH/SF, SB-AT. Includes totals for team and opponents.

Table with columns: Date, Opponent, Score, W/L. Rows include games against Samford, Tennessee, Arkansas, Ole Miss, UAB, LSU, etc.

MAX Capital City Classic (Montgomery, AL)
SEC Tournament (Hoover, AL)
NCAA Tournament (Tallahassee, FL)





AUBURN ON TV

DATE	OPPONENT	SCORE	W-L	SITE	NETWORK
4/14/86	KENTUCKY	5-4	W	AUBURN	ESPN
4/10/88	at Florida	12-7	W	at Gainesville, Fla.	SportsChannel
3/18/89	GEORGIA	6-8	L	AUBURN	SportsChannel
3/25/89	at Miss. State (Gm. 1)	0-7	L	Starkville, Miss.	SportsChannel
3/26/89	at Miss. State	5-11	L	Starkville, Miss.	ESPN
5/13/89	LSU	8-5	W	Gainesville, Fla. (SEC)	SportsChannel
	at Florida	4-2	W	Gainesville, Fla. (SEC)	SportsChannel
5/14/89	Georgia	2-1	W	Gainesville, Fla. (SEC)	SportsChannel
5/27/89	at Florida State	6-7	L	Tallahassee, Fla. (NCAA)	Sunshine
3/31/90	at LSU (Gm. 1)	6-12	L	Baton Rouge, La.	HSE
	at LSU (Gm. 2)	6-5	W	Baton Rouge, La.	HSE
4/1/90	at LSU	17-7	W	Baton Rouge, La.	HSE
4/21/90	ALABAMA	7-6	W	AUBURN	SportsChannel
5/5/90	at Florida	7-8	L	Gainesville, Fla.	SportsChannel
4/20/91	at Alabama (Gm. 1)	19-11	W	Tuscaloosa, Ala.	SportsChannel
5/18/91	Miss. State	0-1	L	Baton Rouge, La. (SEC)	SportsChannel
3/21/92	at Florida (Gm. 1)	2-4	L	Gainesville, Fla.	SportsChannel
3/22/92	at Florida	1-2	L	Gainesville, Fla.	SportsChannel
4/17/93	ARKANSAS (Gm. 1)	7-8	L	AUBURN	JP/SportSouth
	ARKANSAS (Gm. 2)	6-1	W	AUBURN	JP/SportSouth
5/8/93	at LSU (Gm. 1)	2-21	L	Baton Rouge, La.	HSE
4/9/94	VANDERBILT	20-7	W	AUBURN	JP/SportSouth
4/16/94	at Arkansas	6-3	W	Fayetteville, Ark.	JP/SportSouth
6/4/94	Oklahoma	4-5	L	Omaha, Neb. (CWS)	ESPN2
6/6/94	Miami	5-7	L	Omaha, Neb. (CWS)	ESPN
3/16/96	at Tennessee	10-5 [10]	W	Knoxville, Tenn.	SportSouth
4/6/96	FLORIDA	10-7	W	AUBURN	SportsChannel
4/7/96	FLORIDA	5-6	L	AUBURN	SportsChannel
5/4/96	LSU	0-6	L	AUBURN	SportSouth
3/15/97	TENNESSEE	16-4	W	AUBURN	Fox Sport South
4/12/97	ALABAMA (Gm. 1)	13-8	W	AUBURN	Fox Sport South
5/30/97	Stanford	3-8	L	Omaha, Neb. (CWS)	ESPN
6/1/97	Rice	10-1	W	Omaha, Neb. (CWS)	ESPN2
6/3/97	Stanford	4-11	L	Omaha, Neb. (CWS)	ESPN
5/2/98	KENTUCKY	14-3	W	AUBURN	Fox Sport South
5/16/98	Alabama (Game 1)	3-4	L	Hoover, Ala. (SEC)	Fox Sport South
5/17/98	Arkansas	7-5	W	Hoover, Ala. (SEC)	Fox Sport South
5/24/98	Florida State	10-16	L	Tallahassee, Fla. (NCAA)	Sunshine
1/29/99	Georgia Tech	17-12	W	Orlando, Fla.	FSN South
2/5/99	UNC Asheville	7-1	W	AUBURN	ACN
2/16/99	TROY STATE	5-12	L	AUBURN	ACN
2/19/99	M. TENNESSEE ST.	8-2	W	AUBURN	ACN
3/2/99	DAVIDSON	16-0	W	AUBURN	ACN
3/9/99	VCU	7-2	W	AUBURN	ACN
3/10/99	VCU	12-4	W	AUBURN	ACN
3/26/99	ALABAMA	15-4	W	AUBURN	ACN
3/28/99	ALABAMA	4-10	L	AUBURN	ACN
4/2/99	Miss. State	3-13	L	Starkville, Miss.	ACN
4/6/99	UAB	17-5	W	AUBURN	ACN
4/9/99	TENNESSEE	19-13	W	AUBURN	ACN
4/10/99	TENNESSEE	6-3	W	AUBURN	FSN South
4/11/99	TENNESSEE	16-4	W	AUBURN	ACN
5/2/99	LSU	2-11	L	Baton Rouge, La.	ACN
5/16/99	GEORGIA	13-2	W	AUBURN	ACN
5/19/99	LSU	6-2	W	Hoover, Ala. (SEC)	ACN
5/20/99	Arkansas	3-2	W	Hoover, Ala. (SEC)	ACN
5/22/99	Arkansas	5-9	L	Hoover, Ala. (SEC)	FSN South
5/22/99	Arkansas	6-9	L	Hoover, Ala. (SEC)	ACN
5/28/99	NC STATE	9-7	W	AUBURN (NCAA)	ACN
5/29/99	WINTHROP	8-6	W	AUBURN (NCAA)	ACN
5/30/99	TULANE	5-7	L	AUBURN (NCAA)	ACN
5/30/99	TULANE	13-9	W	AUBURN (NCAA)	ACN
2/29/00	TROY STATE	14-7	W	AUBURN	CSSE
3/7/00	DAVIDSON	10-5	W	AUBURN	CSSE
3/26/00	GEORGIA	9-8 (10)	W	AUBURN	CSSE
3/31/00	LSU	11-18	L	AUBURN	CSSE
4/2/00	LSU	10-12	L	AUBURN	Guarantee
4/4/00	MERCER	19-2	W	AUBURN	CSSE
4/23/00	VANDERBILT	10-8	W	AUBURN	CSSE
4/29/00	Florida	11-8 (10)	W	Gainesville, Fla.	Sunshine
5/5/00	Alabama	2-3	L	Tuscaloosa, Ala.	CSSE
5/6/00	Alabama	6-3	W	Tuscaloosa, Ala.	FSN South
5/7/00	Alabama	4-13	L	Tuscaloosa, Ala.	CSSE
5/13/00	MISS. STATE	9-10	L	AUBURN	FSN South
5/17/00	Florida	2-7	L	Hoover, Ala. (SEC)	CSSE
5/18/00	South Carolina	4-11	L	Hoover, Ala. (SEC)	CSSE

DATE	OPPONENT	SCORE	W-L	SITE	NETWORK
3/16/01	OLE MISS	8-10	L	AUBURN	CSSE
3/18/01	OLE MISS	5-6 [11]	L	AUBURN	CSSE
3/27/01	Troy State	5-0	W	Montgomery, Ala.	CSSE
4/1/01	TENNESSEE	7-2	W	AUBURN	CSSE
4/10/01	SAMFORD	6-5	W	AUBURN	CSSE
4/20/01	ALABAMA	5-4 [11]	W	AUBURN	CSSE
4/21/01	ALABAMA	7-5	W	AUBURN	FSN South
4/22/01	ALABAMA	10-5	W	AUBURN	CSSE
5/4/01	FLORIDA	5-2	W	AUBURN	Sunshine
5/6/01	FLORIDA	2-5	L	AUBURN	Sunshine/CSSE
5/11/01	LSU	5-20	L	Baton Rouge, La.	CSSE
5/13/01	LSU	9-7	W	Baton Rouge, La.	Guarantee
5/16/01	Georgia	4-8	L	Hoover, Ala. (SEC)	CSSE
5/17/01	South Carolina	4-5	L	Hoover, Ala. (SEC)	CSSE
3/31/02	Florida	1-6	L	Gainesville, Fla.	Sunshine
4/7/02	LSU	5-9	L	AUBURN	Jumbo/CSS
4/9/02	GEORGIA TECH	5-9	L	AUBURN	FSN South
4/12/02	Ole Miss	10-3	W	Oxford, Miss.	CSS
4/13/02	Ole Miss	1-2	L	Oxford, Miss.	FSN South
4/26/02	Alabama	6-8	L	Tuscaloosa, Ala.	CSS
4/27/02	Alabama	5-6	L	Tuscaloosa, Ala.	FSN South
5/22/02	LSU	1-2	L	Hoover, Ala. (SEC)	CSS
5/23/02	Arkansas	5-8	L	Hoover, Ala. (SEC)	CSS
5/31/02	Florida Atlantic	11-16	L	Tuscaloosa, Ala. (NCAA)	CSS
6/1/02	Alabama	3-6	L	Tuscaloosa, Ala. (NCAA)	CSS
3/16/03	TENNESSEE	3-2	W	AUBURN	CSS
3/18/03	Georgia Tech	7-5	W	Atlanta, Ga.	CSS
3/23/03	Kentucky	10-3	W	Lexington, Ky.	CSS
3/28/03	Georgia	4-3 [13]	W	Athens, Ga.	CSS
3/30/03	Georgia	6-7	L	Athens, Ga.	CSS
4/6/03	ALABAMA	7-6	W	AUBURN	CSS
4/13/03	Mississippi State	7-3	W	Starkville, Miss.	CSS
4/27/03	Vanderbilt	0-3	L	Nashville, Tenn.	CSS
5/3/03	FLORIDA	6-8	L	AUBURN	Sunshine
5/4/03	FLORIDA	4-3	W	AUBURN	CSS
5/9/03	LSU	5-6	L	Baton Rouge, La.	Cox
5/11/03	LSU	14-8	W	Baton Rouge, La.	CSS
5/17/03	OLE MISS	5-2	W	AUBURN	FSN South
5/18/03	OLE MISS	6-2	W	AUBURN	CSS
5/22/03	Vanderbilt	3-1	W	Hoover, Ala. (SEC)	CSS
5/23/03	Alabama	5-7	L	Hoover, Ala. (SEC)	CSS
5/24/03	South Carolina	5-1	W	Hoover, Ala. (SEC)	CSS
5/24/03	Alabama	3-13 [7]	L	Hoover, Ala. (SEC)	CSS
5/30/03	PRINCETON	5-2	W	AUBURN (NCAA)	CSS
5/31/03	OHIO STATE	5-7	L	AUBURN (NCAA)	CSS
5/31/03	CLEMSON	15-0	W	AUBURN (NCAA)	CSS
6/1/03	OHIO STATE	7-9	L	AUBURN (NCAA)	CSS
3/14/04	Clemson	9-6	W	Clemson, S.C.	CSS
3/27/04	Tennessee	6-7	L	Knoxville, Tenn.	CSS
3/28/04	Tennessee	7-3	W	Knoxville, Tenn.	CSS
3/30/04	Georgia Tech	5-20	L	Atlanta, Ga.	CSS
4/4/04	LSU	2-3	L	AUBURN	CSS
4/18/04	Alabama	0-19	L	Tuscaloosa, Ala.	CSS
4/25/04	MISSISSIPPI STATE	6-5	W	AUBURN	CSS
4/30/04	Florida	4-7	L	Gainesville, Fla.	Sunshine
5/1/04	Florida	8-11	L	Gainesville, Fla.	Sunshine
5/7/04	SOUTH CAROLINA	12-9	W	AUBURN	CSS
5/8/04	SOUTH CAROLINA	1-3	L	AUBURN	CSS
5/9/04	SOUTH CAROLINA	11-12	L	AUBURN	CSS
5/14/04	GEORGIA	2-11	L	AUBURN	CSS
5/15/04	GEORGIA	0-4	L	AUBURN	FSN
5/16/04	GEORGIA	4-3	W	AUBURN	CSS
3/19/05	TENNESSEE	7-1	W	AUBURN	CSS
4/5/05	GEORGIA TECH	2-3	L	AUBURN	CSS
4/9/05	Mississippi State	8-7	W	Starkville, Miss.	FSN
4/9/05	FLORIDA	2-4	L	AUBURN	COX
5/8/05	OLE MISS	1-9	L	AUBURN	CSS
5/13/05	Georgia	5-4	W	Athens, Ga.	CSS
5/14/05	Georgia	5-7	L	Athens, Ga.	CSS
5/22/05	ALABAMA	9-11	L	AUBURN	CSS
6/4/05	Florida State (NCAA)	3-4	L	Tallahassee, Fla.	Sunshine
6/5/05	Florida State (NCAA)	4-10	L	Tallahassee, Fla.	Sunshine
3/18/06	SOUTH CAROLINA	3-7	L	AUBURN	CSS
3/25/06	Vanderbilt	1-9	L	Nashville, Tenn.	CSS
4/22/06	Florida	1-4	L	Gainesville, Fla.	FSN
4/29/06	Alabama	7-6	W	Tuscaloosa, Ala.	CSS



AUBURN ON TV

DATE	OPPONENT	SCORE	W-L	SITE	NETWORK
4/30/06	Alabama	1-9	L	Tuscaloosa, Ala.	CSS
5/6/06	LSU	3-5	L	AUBURN	CSS/Jumbo
5/7/06	LSU	2-8	L	AUBURN	CSS/Jumbo
5/14/06	GEORGIA	4-9	L	AUBURN	CSS
3/23/07	FLORIDA	7-8 [10]	L	AUBURN	SUN
3/24/07	FLORIDA	9-12	L	AUBURN	SUN/CSS
3/25/07	FLORIDA	3-10	L	AUBURN	CSS
4/8/07	LSU	1-10	L	Baton Rouge, La.	COX
4/20/07	ALABAMA	12-5	W	AUBURN	CSS
4/21/07	ALABAMA	6-3	W	AUBURN	FSN
4/22/07	ALABAMA	4-12	L	AUBURN	CSS
5/5/07	Mississippi State	6-11	L	Starkville, Miss.	CSS
5/17/07	Kentucky	18-7	W	Lexington, Ky.	FSN
5/19/07	Kentucky	7-8	L	Lexington, Ky.	FSN
3/1/08	Florida State	3-4	L	Tallahassee, Fla.	SUN
3/16/08	Florida	2-6	L	Gainesville, Fla.	SUN/FSN
3/29/08	TENNESSEE	4-8 [11]	L	AUBURN	CSS
4/13/08	SOUTH CAROLINA	6-7	L	AUBURN	CSS
4/19/08	Vanderbilt	2-8	L	Nashville, Tenn.	CSS
4/26/08	Alabama	4-5	L	Tuscaloosa, Ala.	FSN
4/27/08	Alabama	7-17	L	Tuscaloosa, Ala.	CSS
5/15/08	LSU	4-6	L	AUBURN	CSS
5/16/08	LSU	5-15	L	AUBURN	CSS
4/18/09	South Carolina	6-4	W	Columbia, S.C.	SS
4/24/09	LSU	3-7	L	Baton Rouge, La.	CSS
4/26/09	LSU	6-7	L	Baton Rouge, La.	CSS
5/2/09	OLE MISS	2-8	L	AUBURN	CSS
5/3/09	OLE MISS	4-11	L	AUBURN	CSS
5/9/09	Kentucky	3-6	L	Lexington, Ky.	BBSN
5/10/09	Kentucky	7-5	W	Lexington, Ky.	BBSN
5/14/09	ALABAMA	3-2 [10]	W	AUBURN	CSS
5/16/09	ALABAMA	3-13	L	AUBURN	FSN
3/27/10	SOUTH CAROLINA	0-2	L	AUBURN	CSS
4/2/10	Alabama	5-10	L	Tuscaloosa, Ala.	CSS
4/9/10	LSU	10-14	L	AUBURN	CSS
4/10/10	LSU	11-7	W	AUBURN	SPSO
4/18/10	Vanderbilt	2-3	L	Nashville, Tenn.	ESPNU
4/30/10	Arkansas	4-9	L	Fayetteville, Ark.	CST
5/2/10	Arkansas	13-2	W	Fayetteville, Ark.	CST
5/26/10	Alabama	1-7	L	Hoover, Ala.	SPSO
5/27/10	South Carolina	3-1 [12]	W	Hoover, Ala.	SPSO
5/28/10	Ole Miss	7-10 [10]	L	Hoover, Ala.	FSN
3/15/11	Alabama	2-1	W	Montgomery, Ala.	CSS
4/2/11	VANDERBILT	2-11	L	AUBURN	CSS
4/5/11	Troy	6-14	L	Troy, Ala.	CSS
4/10/11	Kentucky	8-2	W	Lexington, Ky.	CSS
4/21/11	OLE MISS	6-3	W	AUBURN	ESPNU
4/23/11	OLE MISS	9-7	W	AUBURN	CSS
4/29/11	South Carolina	1-2	L	Columbia, S.C.	SPSO
4/30/11	South Carolina	2-10	L	Columbia, S.C.	SPSO
5/1/11	South Carolina	3-7	L	Columbia, S.C.	ESPN
5/14/11	ALABAMA	8-7	W	AUBURN	CSS
5/25/11	South Carolina	3-7	L	Hoover, Ala.	CSS
5/26/11	Georgia	2-3	L	Hoover, Ala.	SPSO
3/6/12	Alabama	8-3	W	Montgomery, Ala.	CSS
4/6/12	Alabama	6-10	L	Tuscaloosa, Ala.	FSSO
4/7/12	Alabama	3-4	L	Tuscaloosa, Ala.	CSS
4/13/12	Vanderbilt	4-5	L	Nashville, Tenn.	CSS
4/21/12	SOUTH CAROLINA	3-5	L	AUBURN	SPSO
5/4/12	Georgia	2-5	L	Athens, Ga.	SPSO
5/5/12	Georgia	5-6 [11]	L	Athens, Ga.	CSS
5/10/12	Arkansas	3-2 [10]	W	Fayetteville, Ark.	ESPNU
5/22/12	Florida	1-6	L	Hoover, Ala.	CSS
5/23/12	Georgia	3-2	W	Hoover, Ala.	CSS
5/24/12	South Carolina	3-5	L	Hoover, Ala.	CSS
3/16/13	VANDERBILT	1-8	L	AUBURN	SPSO
3/24/13	LSU	2-8	L	Baton Rouge, La.	CST
3/30/13	ALABAMA	0-2	L	AUBURN	CSS
4/18/13	Mississippi State	3-6	L	Starkville, Miss.	ESPNU
4/19/13	Mississippi State	3-1	W	Starkville, Miss.	CSS
5/4/13	OLE MISS	8-5	W	AUBURN	SPSO
5/18/13	ARKANSAS	11-6	W	AUBURN	CST
5/21/13	Alabama	3-6	L	Hoover, Ala.	FSN
3/22/14	Tennessee	4-2	W	Knoxville, Tenn.	CSS
3/27/14	MISSOURI	3-4	L	AUBURN	ESPNU
3/29/14	MISSOURI	7-3	W	AUBURN	SPSO

DATE	OPPONENT	SCORE	W-L	SITE	NETWORK
4/19/14	SOUTH CAROLINA-2	2-3	L	AUBURN	CBSSN
4/20/14	SOUTH CAROLINA	3-4	L	AUBURN	CSS
4/25/14	Arkansas	2-1	W	Fayetteville, Ark.	CST
5/3/14	MISSISSIPPI STATE	0-3	L	AUBURN	CSS
5/10/14	Kentucky	8-1	W	Lexington, Ky.	BBSN
5/11/14	Kentucky	5-6 [10]	L	Lexington, Ky.	BBSN
5/17/14	LSU	1-8	L	AUBURN	SPSO
3/14/15	Texas A&M	4-10	L	College Station, Texas	SECN
3/21/15	VANDERBILT-2	6-7 [10]	L	AUBURN	ESPNU
4/4/15	ARKANSAS	3-2	W	AUBURN	SECN
4/23/15	GEORGIA	5-1	W	AUBURN	SECN
4/24/15	GEORGIA	4-1	W	AUBURN	SECN
4/29/15	KENNESAW STATE	6-0	W	AUBURN	SECN
5/2/15	South Carolina	6-2	W	Columbia, S.C.	SECN
5/3/15	South Carolina	3-0	W	Columbia, S.C.	ESPNU
5/30/15	Mercer	1-0	W	Tallahassee, Fla.	SECN
3/5/16	Michigan State	3-0	L	Pensacola, Fla.	COX
3/29/16	Alabama	10-1	W	Montgomery, Ala.	SECN
4/7/16	Missouri	11-9	W	Columbia, Mo.	ESPNU
4/14/16	TENNESSEE	13-4	L	AUBURN	SECN
4/15/16	TENNESSEE	2-0	W	AUBURN	SECN
4/23/16	Ole Miss	7-4	L	Oxford, Miss.	SECN
4/24/16	Ole Miss	6-5	L	Oxford, Miss.	SECN
4/30/16	KENTUCKY	10-6	W	AUBURN	SECN
5/7/16	Alabama	4-3 [11]	L	Tuscaloosa, Ala.	SECN
5/8/16	Alabama	8-1	W	Tuscaloosa, Ala.	SECN
5/14/16	MISSISSIPPI STATE	16-6	L	AUBURN	SECN
3/28/17	Alabama	4-3	W	Montgomery, Ala.	ESPNU
4/1/17	SOUTH CAROLINA	7-0	L	AUBURN	ESPNU
4/13/17	Tennessee	3-2	W	Knoxville, Tenn.	SECN
4/23/17	ARKANSAS	11-6	W	AUBURN	SECN
4/29/17	Mississippi State-2	5-3	W	Starkville, Miss.	SECN
5/7/17	ALABAMA	11-9	L	AUBURN	SECN
5/11/17	LSU	4-0	L	Baton Rouge, La.	ESPN2
5/13/17	LSU	9-1	L	Baton Rouge, La.	SECN
5/23/17	Ole Miss	5-4	W	Hoover, Ala.	SECN
5/24/17	Florida	5-4	L	Hoover, Ala.	SECN
5/25/17	Arkansas	12-0	L	Hoover, Ala.	SECN





SERIES RECORDS

Opponent	Overall	Home	Away	Neutral	First	Last
Acme	1-0		1-0		1943	1943
Alabama	128-161	59-55	46-76	22-27	1896	2017
Alabama A&M	8-0	8-0			2010	2016
Alabama Christian	3-1	2-1	1-0			1985
Alabama Presbyterian	2-0		2-0		1910	1910
Alabama State	11-1	11-1			1989	2016
Alcorn State	2-0	2-0			2012	2012
Appalachian State	5-1	5-1			1991	2008
Arizona	2-2		1-2	1-0	1993	2012
Arizona State	3-9	3-3	0-6		2006	2011
Arkansas	46-41	23-16	18-21	5-4	1992	2017
Arkansas-Pine Bluff	1-0	1-0			2014	2014
Arkansas State	1-0	1-0			2011	2011
Army	1-0			1-0	2005	2005
Atlanta Baptist	3-0	3-0			1971	1972
Auburn Ramblers	1-0	1-0			1934	1934
Austin Peay	5-1	5-0	0-1		1972	1982
Belmont	2-1	2-1			2012	2012
Berry College	4-0	4-0			1989	1992
Bethune-Cookman	3-1	3-1			2009	2014
Bill White's Team	1-0	1-0			1937	1937
Binghamton	2-1	2-1			2015	2015
Birmingham-Southern	31-10	24-7	7-3		1919	2006
Bona Allen	0-4		0-4		1935	1936
Boston College	3-1	3-1			2004	2010
Bradley	1-0	1-0			1946	1946
Brown	7-0	7-0			2009	2013
California	0-1	0-1			2014	2014
Callaway Mills	2-0		2-0		1940	1940
Camp Rucker	2-0	2-0			1954	1954
Campbell	5-1	5-1			1989	2001
Centre College	4-0	4-0			1906	1908
Charleston Southern	4-0	4-0			2001	2012
Chattahoochee	2-0	2-0			1943	1943
Chattanooga	1-2	0-1	1-1		1934	1934
Cincinnati	2-0	1-0		1-0	1921	1971
Clemson	48-42-3	28-18-3	17-19	3-5	1901	2010
Cleveland State	4-0	4-0			1973	1974
College of Charleston	2-2	1-0	1-0	0-2	2011	2015
Columbus State	27-7	22-1	5-6		1974	1997
Connecticut	1-0			1-0	2014	2014
Coppin State	2-0	2-0			2014	2014
Cornell	1-0	1-0			1991	1991
Cumberland	7-1	7-1			1906	1986
Davidson	15-0	15-0			1997	2010
Daytona Beach	1-0	1-0			1940	1940
Dartmouth	1-0	1-0			1941	1941
Duke	1-2	1-1		0-1	1923	1924
Duquesne	3-0	3-0			1997	1997
East Carolina	1-1	1-1			1990	1990
East Tennessee State	4-2	4-2			1994	2014
Eastern Illinois	2-1	2-1			2013	2013
Eastern Kentucky	0-1			0-1	1991	1991
Eastern Michigan	3-0	3-0			1995	1995
Elon	6-5	6-5			2003	2009
Fairfax Mills	1-0	1-0			1937	1937
Fairfield	1-1	1-1			1978	1979
Faulkner	4-2	2-2	2-0		1983	1985
Ferris State	2-0	2-0			1987	1987
Florida	131-113-2	64-36	62-69	5-8-2	1913	2017
Florida A&M	4-0	4-0			2012	2017
Florida Atlantic	3-1	3-0		0-1	1998	2010
Florida International	4-2	4-2			1983	1984
Florida Southern	2-0		1-0	1-0	1950	1956
*Florida State	44-75	18-21	19-42	1-1	1904	2017
Fort Benning	26-13	14-5	12-8		1921	1955
Furman	6-2	3-0	3-2		1920	2000
Gadsden	1-0		1-0		1940	1940
George Washington	3-1	3-1			2017	2017
*Georgia	178-166-4	85-62-4	73-87	4-7	1896	2017
Georgia College	2-0	2-0			1992	1993
Georgia Southwestern	12-0	11-0	1-0		1978	1993
Georgia Southern	1-0	1-0			2009	2009
Georgia State	15-1	13-0	2-1		1979	2016
*Georgia Tech	118-108-6	64-44-2	53-61-2	1-1-2	1897	2017
Goodyear	1-3-1	1-2-1	0-1		1935	1938
Gunter Field	1-2	1-1	0-1		1943	1943
Hamilton Ontario	1-0	1-0			1940	1940
Hiram College (Ohio)	1-0			1-0	1973	1973
Hofstra	12-0	12-0			2004	2007
Holy Cross	3-0	3-0			2017	2017
Houston	2-1	1-1	1-0		1976	1989
Howard	1-1	0-1	1-0		1961	1961
Huntingdon	16-5	13-3	3-2		1964	1992
Illinois	2-2	2-2			1925	1927
Illinois State	2-3	2-3			1983	1991
Indiana	4-1	3-1		1-0	1921	1996
Indiana SE	1-0	1-0			1981	1981
Indiana State	5-0	4-0		1-0	1968	2014
Jackson State	1-1	1-1			1981	1982
Jacksonville	11-8	3-2	4-6	4-0	1969	2007
Jacksonville State	21-16	18-13	3-2	0-1	1972	2017
*Kentucky	78-43	39-20	34-21	3-0	1956	2016
Kennesaw State	6-3	3-2	3-1		2013	2017
LaGrange	6-0	6-0			1987	1991
Laneit	8-2-1	2-1	6-1-1		1932	1951
Liberty	2-0	1-0		1-0	1998	2000
Lincoln Memorial	4-1	4-1			1990	1992
Lipscomb	3-2	3-2			2007	2017
LSU	71-103	39-42	28-53	4-8	1907	2017
Louisiana-Lafayette	2-0	2-0			1992	1992
Louisville	3-0	3-0			1975	1995
Loyola (N.O.)	5-1	1-1	4-0		1926	1970
Maine	4-1	4-0		0-1	1976	2013
Marietta	1-0	1-0			1975	1975
Marion	7-1	2-1	5-0		1907	1917
Marshall	7-0	7-0			1977	2002
Maryland	2-1	1-1		1-0	1974	1999
Maxwell Field/AFB	4-0	2-0	2-0		1942	1947
Memphis	6-4	6-2	0-2		1974	2011
*Mercer	103-47-1	60-12	34-34-1	3-0	1895	2015
Miami (Fla.)	7-1	5-0	2-0	0-1	1946	1994

Opponent	Overall	Home	Away	Neutral	First	Last
Miami (Ohio)	5-2	3-0		2-2	1971	2010
Michigan	4-3-1	2-1-1		2-2	1920	1993
Michigan State	4-3	2-1		2-2	1941	2016
Middle Tennessee	15-4	10-3	2-0	3-1	1973	2013
Mignon Mills	1-0	1-0			1948	1948
Minnesota	2-0	1-0		1-0	1999	2001
Mississippi	85-85-1	49-35	33-48-1	3-2	1938	2017
Mississippi College	2-0	2-0			1937	1937
Mississippi State	90-106-1	49-39	34-57	7-10-1	1908	2017
Mississippi Valley State	1-0	1-0			2008	2008
Missouri	4-10	2-5	2-4	0-1	1996	2016
*Montgomery	1-2	1-0	0-2		1900	1952
Montevallo	12-0	9-0	3-0		1978	1988
Morehead State	7-0	7-0			1990	2015
Murray State	5-0	5-0			1994	2002
Navy	1-0			1-0	1971	1971
New Orleans	4-3	2-0	2-3		1976	2010
New York Tech	1-0			1-0	2011	2011
North Alabama	3-0	3-0			1975	1975
North Carolina	7-1-1	3-1	3-0	1-0-1	1923	2003
UNC Asheville	3-0	3-0			1999	1999
UNC Charlotte	5-0	5-0			1998	2000
UNC Greensboro	8-0	8-0			1995	2007
UNC Wilmington	5-0	5-0			1989	1992
North Carolina State	1-1			1-1	1993	1999
North Georgia	2-0-1	2-0-1			1908	1908
Northern Illinois	0-1	0-1			1993	1993
Northwestern	1-0			1-0	1999	1999
Notre Dame	4-0	3-0		1-0	1976	1994
Oakland	1-0	1-0			2000	2000
*Oglethorpe	37-21-2	20-12-1	16-9-1		1919	1969
Ohio	9-1	9-1			1976	1990
Ohio State	4-4	1-3		3-1	1924	2014
Oklahoma	1-4			1-4	1992	1998
Oklahoma State	1-1	1-0		0-1	1993	1993
Old Dominion	2-0	1-0		1-0	1986	1994
Opelika	4-1		4-1		1949	1951
Oral Roberts	2-1	2-1			2016	2016
Pennsylvania	1-0			1-0	1995	1995
Penn State	3-0	3-0			1995	1995
Pepperdine	0-1			0-1	1993	1993
Phenix City	1-0		1-0		1946	1946
Presbyterian	5-2	5-2			2012	2017
Princeton	1-0	1-0			2003	2003
Purdue	6-3	6-3			1940	2012
Radford	12-1	12-1			1994	2015
Rice	1-0			1-0	1997	1997
Richmond	5-0	5-0			1986	1988
Rider	4-0	3-0		1-0	1967	1988
Riverview	1-0		1-0		1942	1942
Rutgers	1-1			1-1	1998	1998
Sacramento State	1-2	1-2			2016	2016
*Samford	72-23-1	43-13-1	23-6	3-2	1909	2017
Seton Hall	1-1			1-1	1987	1987
Sewanee	2-4		2-4		1897	1926
Shawmut Mills	3-0	3-0			1934	1937
Sienna	2-0	2-0			1994	1994
Sienna Heights	1-0	1-0			1984	1984
*South Alabama	24-50	13-20	8-26	1-1	1968	2017
South Carolina	25-46	13-22	10-20	2-4	1927	2017
South Florida	2-1			2-1	1989	1998
Southeast Louisiana	2-0	1-0		1-0	1981	1981
Southeast Missouri	2-1	2-1			2010	20



RESULTS VS. OPPONENTS

Year	Result	Location	Date
1997	L, 5-9	Auburn, Ala.	4/19
1997	W, 12-3	Auburn, Ala.	4/20
1997	W, 7-3	Columbus, Ga.	5/14
1998	W, 11-2	Fayetteville, Ark.	4/10
1998	W, 6-5	Fayetteville, Ark.	4/11
1998	L, 2-4	Fayetteville, Ark.	4/12
1998	W, 7-5	Columbus, Ga.	5/17
1999	W, 11-4	Auburn, Ala.	3/12
1999	L, 9-20	Auburn, Ala.	3/13
1999	W, 13-12	Auburn, Ala.	3/14
1999	W, 3-2 (11)	Hoover, Ala.	5/20
1999	L, 5-9	Hoover, Ala.	5/22
1999	L, 6-9	Hoover, Ala.	5/22
2000	W, 11-6	Fayetteville, Ark.	3/17
2000	W, 10-7	Fayetteville, Ark.	3/18
2000	W, 21-11	Fayetteville, Ark.	3/19
2001	W, 10-1	Auburn, Ala.	4/13
2001	W, 11-4	Auburn, Ala.	4/14
2001	W, 10-5	Auburn, Ala.	4/15
2002	L, 5-18	Fayetteville, Ark.	5/17
2002	W, 7-3 (10)	Fayetteville, Ark.	5/18
2002	L, 1-4	Fayetteville, Ark.	5/19
2002	L, 5-8	Hoover, Ala.	5/23
2003	L, 7-9	Auburn, Ala.	4/18
2003	L, 6-11	Auburn, Ala.	4/19
2003	W, 5-2	Auburn, Ala.	4/20
2004	L, 7-9	Fayetteville, Ark.	5/21
2004	W, 7-4	Fayetteville, Ark.	5/22
2004	L, 3-15	Fayetteville, Ark.	5/23
2005	W, 5-4	Auburn, Ala.	4/1
2005	W, 8-7	Auburn, Ala.	4/2
2005	L, 6-8	Auburn, Ala.	4/3
2006	L, 3-6	Fayetteville, Ark.	5/18
2006	L, 5-10	Fayetteville, Ark.	5/19
2006	L, 2-11	Fayetteville, Ark.	5/20
2007	L, 1-12	Auburn, Ala.	4/27
2007	W, 11-9	Auburn, Ala.	4/28
2007	L, 1-8	Auburn, Ala.	4/29
2008	W, 5-2	Fayetteville, Ark.	4/4
2008	L, 4-5	Fayetteville, Ark.	4/5
2008	W, 12-10 (10)	Fayetteville, Ark.	4/6
2009	L, 2-3	Auburn, Ala.	3/20
2009	L, 6-10	Auburn, Ala.	3/21
2009	L, 6-12	Auburn, Ala.	3/22
2010	L, 4-9	Fayetteville, Ark.	4/30
2010	W, 8-7	Fayetteville, Ark.	5/1
2010	W, 13-2	Fayetteville, Ark.	5/2
2011	L, 5-6 (11)	Auburn, Ala.	3/18
2011	W, 9-5	Auburn, Ala.	3/19
2011	W, 8-7	Auburn, Ala.	3/20
2012	W, 3-2 (10)	Fayetteville, Ark.	5/10
2012	L, 4-5	Fayetteville, Ark.	5/11
2012	W, 12-5	Fayetteville, Ark.	5/12
2013	W, 3-0	Auburn, Ala.	5/16
2013	L, 0-1	Auburn, Ala.	5/17
2013	W, 11-6	Auburn, Ala.	5/18
2014	W, 2-1	Fayetteville, Ark.	4/25
2014	L, 3-4 (10)	Fayetteville, Ark.	4/26
2014	W, 7-2	Fayetteville, Ark.	4/26
2015	L, 7-10	Auburn, Ala.	4/3
2015	W, 3-2	Auburn, Ala.	4/4
2015	L, 4-6	Auburn, Ala.	4/5
2016	L, 2-3	Fayetteville, Ark.	3/25
2016	L, 7-14	Fayetteville, Ark.	3/26
2016	L, 1-3	Fayetteville, Ark.	3/27
2017	W, 15-2	Auburn, Ala.	4/21
2017	L, 3-7	Auburn, Ala.	4/22
2017	W, 11-6	Auburn, Ala.	4/23
2017	L, 0-12 (7)	Hoover, Ala.	5/25

ARKANSAS-PB (AU leads, 1-0)

Year	Result	Location	Date
2014	W, 2-1	Auburn, Ala.	2/21

ARKANSAS ST. (AU leads, 1-0)

Year	Result	Location	Date
2011	W, 12-5	Auburn, Ala.	2/18

ARMY (AU leads, 1-0)

Year	Result	Location	Date
2005	W, 12-3	Tallahassee, Fla.	6/5

ATLANTA BAPTIST (AU leads, 3-0)

Year	Result	Location	Date
1971	W, 8-6		5/3
1972	W, 8-4	Auburn, Ala.	4/12
1972	W, 11-2	Auburn, Ala.	4/26

AU RAMBLERS (AU leads, 1-0)

Year	Result	Location	Date
1934	W	Auburn, Ala.	

AUSTIN PEAY (AU leads, 5-1)

Year	Result	Location	Date
1972	W, 16-5	Auburn, Ala.	3/16
1972	L, 4-13	Auburn, Ala.	3/16
1977	W, 6-5	Clarksville, Tenn.	3/17
1978	W, 14-9	Auburn, Ala.	3/10
1979	W, 6-1	Auburn, Ala.	3/22
1982	W, 13-10	Auburn, Ala.	3/18

BELMONT (AU leads, 2-1)

Year	Result	Location	Date
2012	W, 6-5	Auburn, Ala.	3/9
2012	W, 3-2	Auburn, Ala.	3/10
2012	L, 1-3	Auburn, Ala.	3/11

BERRY COLLEGE (AU leads, 4-0)

Year	Result	Location	Date
1989	W, 14-4	Auburn, Ala.	4/27
1990	W, 9-3	Auburn, Ala.	5/2
1991	W, 18-10	Auburn, Ala.	4/11
1992	W, 6-0	Auburn, Ala.	2/24

BETHUNE-COOKMAN (AU leads, 3-1)

Year	Result	Location	Date
2009	W, 6-3	Auburn, Ala.	4/8
2011	W, 9-2	Auburn, Ala.	3/1
2011	L, 2-5	Auburn, Ala.	3/2
2014	W, 9-1	Auburn, Ala.	5/6

BILL WHITE'S TM (AU leads, 1-0)

Year	Result	Location	Date
1937	W, 6-0	Auburn, Ala.	4/26

BINGHAMTON (AU leads, 2-1)

Year	Result	Location	Date
2015	W, 2-0	Auburn, Ala.	2/13
2015	L, 5-11	Auburn, Ala.	2/14
2015	W, 13-2	Auburn, Ala.	2/15

B'HAM SOUTHERN (AU leads, 31-10)

Year	Result	Location	Date
1919	W, 15-3	Auburn, Ala.	5/3
1919	W, 11-2	Auburn, Ala.	5/4
1922	W, 5-0	Auburn, Ala.	4/8
1922	L, 1-2	Auburn, Ala.	4/8
1924	L, 6-7	Birmingham, Ala.	4/26
1925	W, 13-5	Birmingham, Ala.	3/27
1925	W, 7-0	Birmingham, Ala.	3/28
1926	W, 2-0	Birmingham, Ala.	4/23
1926	W, 3-0	Auburn, Ala.	4/24
1929	W, 8-6	Auburn, Ala.	4/5
1929	W, 16-5	Auburn, Ala.	4/6
1936	W, 11-4	Auburn, Ala.	4/24
1936	L, 0-3	Auburn, Ala.	4/25
1951	W, 15-2	Auburn, Ala.	3/24
1951	W, 6-4	Birmingham, Ala.	5/2
1975	W, 5-3	Auburn, Ala.	3/7
1975	W, 6-3	Auburn, Ala.	3/7
1976	W, 4-1	Auburn, Ala.	3/3
1976	W, 13-4	Birmingham, Ala.	5/3
1977	W, 8-6	Birmingham, Ala.	4/5
1977	W, 8-5	Auburn, Ala.	4/20
1978	W, 12-2	Auburn, Ala.	4/27
1979	L, 2-6	Birmingham, Ala.	4/17
1981	L, 3-8	Birmingham, Ala.	4/5
1981	W, 4-3 (5)	Auburn, Ala.	5/10
1982	L, 10-12	Auburn, Ala.	4/28
1985	W, 15-7	Birmingham, Ala.	4/28
1985	W, 11-3	Auburn, Ala.	3/6
1986	L, 3-7	Auburn, Ala.	4/12
1987	W, 9-0	Auburn, Ala.	4/15
1988	W, 14-3	Auburn, Ala.	4/13
1989	W, 7-0	Auburn, Ala.	4/12
1990	W, 5-4 (11)	Auburn, Ala.	4/25
1991	W, 12-4	Auburn, Ala.	4/24
1992	W, 13-5	Auburn, Ala.	4/16
1993	W, 16-4	Auburn, Ala.	3/31
1994	W, 11-4	Auburn, Ala.	4/13
1995	L, 6-7 (10)	Auburn, Ala.	2/21
2006	L, 1-6	Auburn, Ala.	3/10
2006	W, 4-2	Auburn, Ala.	3/11
2006	L, 1-7	Auburn, Ala.	3/12

BONA ALLEN (AU trails, 0-4)

Year	Result	Location	Date
1935	L, 0-17	Buford, Ga.	4/12
1935	L, 1-6	Buford, Ga.	4/13
1936	L, 0-9	Buford, Ga.	5/6
1936	L, 0-2	Buford, Ga.	5/7

BOSTON COLLEGE (AU leads, 3-1)

Year	Result	Location	Date
2004	W, 6-5 (10)	Auburn, Ala.	2/20
2004	L, 4-11	Auburn, Ala.	2/21
2004	W, 2-1	Auburn, Ala.	2/22
2010	W, 6-5 (10)	Auburn, Ala.	2/26

BRADLEY (AU leads, 1-0)

Year	Result	Location	Date
1946	W, 8-5	Auburn, Ala.	4/22

BROWN (AU leads, 7-0)

Year	Result	Location	Date
2009	W, 11-2	Auburn, Ala.	3/6
2009	W, 9-4	Auburn, Ala.	3/7
2009	W, 6-4	Auburn, Ala.	3/7
2009	W, 10-9 (11)	Auburn, Ala.	3/8
2013	W, 9-4	Auburn, Ala.	3/8
2013	W, 6-0	Auburn, Ala.	3/9
2013	W, 6-3	Auburn, Ala.	3/10

CALIFORNIA (AU trails, 1-0)

Year	Result	Location	Date
2014	L, 0-5	Auburn, Ala.	2/22

CALLAWAY MILLS (AU leads, 2-0)

Year	Result	Location	Date
1940	W, 19-3	LaGrange, Ga.	4/27
1940	W, 17-4	LaGrange, Ga.	5/7

CAMPBELL (AU leads, 5-1)

Year	Result	Location	Date
1989	W, 5-4	Auburn, Ala.	3/1
1991	L, 4-5	Auburn, Ala.	2/26
1991	W, 15-4	Auburn, Ala.	2/27
2001	W, 11-0	Auburn, Ala.	2/9
2001	W, 7-3	Auburn, Ala.	2/10
2001	W, 10-2	Auburn, Ala.	2/10

CAMP RUCKER (AU leads, 2-0)

Year	Result	Location	Date
1954	W, 9-6	Auburn, Ala.	3/8
1954	W, 10-8		

UCF (AU leads, 5-1)

Year	Result	Location	Date
1993	W, 12-1	Orlando, Fla.	2/6
1993	L, 4-12	Orlando, Fla.	2/7
1993	W, 4-3	Auburn, Ala.	3/20
1993	W, 3-1	Auburn, Ala.	3/21
1998	W, 4-0	Kissimmee, Fla.	2/7
2017	W, 7-4	Tallahassee, Fla.	6/2

CENTRE COLLEGE (AU leads, 4-0)

Year	Result	Location	Date
1906	W, 5-3	Auburn, Ala.	5/7
1908	W, 13-2	Auburn, Ala.	5/7
1908	W, 6-4	Auburn, Ala.	5/8
1908	W, 10-0	Auburn, Ala.	5/9

CHA. SOUTHERN (AU leads, 4-0)

Year	Result	Location	Date
2001	W, 5-0	Auburn, Ala.	3/2
2009	W, 7-6 (13)	Auburn, Ala.	3/17
2009	W, 18-4	Auburn, Ala.	3/18
2012	W, 13-1	Auburn, Ala.	3/3

CHATTAHOOCHEE (AU leads, 2-0)

Year	Result	Location	Date
1943	W, 19-1	Auburn, Ala.	4/10
1943	W, 7-4	Auburn, Ala.	5/1

CHATTANOOGA (AU trails, 1-2)

Year	Result	Location	Date
1934	W, 7-1	Chattanooga, Tenn.	3/21
1934	L, 0-5	Auburn, Ala.	3/28
1934	L	Chattanooga, Tenn.	4/2

CINCINNATI (AU leads, 2-0)

Year	Result	Location	Date
1921	W, 10-1	Auburn, Ala.	3/21
1971	W, 17-4		3/21

CLEMSON (AU leads, 48-42-3)

Year	Result	Location	Date
1901	L, 0-8	Clemson, S.C.	3/29
1901	L, 4-11	Clemson, S.C.	3/30
1903	L, 0-3	Auburn, Ala.	4/13
1911	W, 7-6	Auburn, Ala.	5/12
1911	W, 5-4	Auburn, Ala.	5/13
1911	W, 3-2	Auburn, Ala.	5/13
1912	L, 1-2	Clemson, S.C.	5/7
1912	L, 3-4	Clemson, S.C.	5/8
1912	W, 4-0	Clemson, S.C.	5/9
1913	W, 10-3	Auburn, Ala.	5/8
1913	L, 4-18	Auburn, Ala.	5/9
1913	L, 3-5	Auburn, Ala.	5/10
1914	W, 5-4	Clemson, S.C.	5/14
1914	L, 5-13	Clemson, S.C.	5/15
1914	W, 6-2	Clemson, S.C.	5/16
1915	W, 10-3	Atlanta, Ga.	5/8
1915	W, 3-1 (7)	Auburn, Ala.	



RESULTS VS. OPPONENTS

CLEVELAND ST. (AU leads, 4-0)

Table with columns: Year, Result, Location, Date. Rows: 1973 W, 13-2 Auburn, Ala. 3/21; 1973 W, 6-0 Auburn, Ala. 3/22; 1974 W, 5-0 Auburn, Ala. 3/23; 1974 W, 5-1 Auburn, Ala. 3/23

COLL. OF CHARLESTON (tied, 2-2)

Table with columns: Year, Result, Location, Date. Rows: 2011 W, 7-4 Charleston, S.C. 3/5; 2013 W, 5-1 Auburn, Ala. 2/23; 2015 L, 6-7 (11) Tallahassee, Fla. 5/29; 2015 L, 2-3 Tallahassee, Fla. 5/31

COLUMBUS ST. (AU leads, 27-7)

Table with columns: Year, Result, Location, Date. Rows: 1974 W, 5-2 Auburn, Ala. 3/22; 1974 W, 10-4 Auburn, Ala. 3/22; 1975 W, 16-1 Auburn, Ala. 3/25; 1975 W, 9-6 Auburn, Ala. 3/25; 1977 L, 5-7 Auburn, Ala. 4/27; 1977 W, 15-3 Columbus, Ga. 5/2; 1978 W, 6-5 Auburn, Ala. 4/25; 1978 W, 14-4 Columbus, Ga. 5/4; 1979 W, 11-4 Auburn, Ala. 4/9; 1979 L, 3-6 Columbus, Ga. 5/1; 1980 L, 4-5 Columbus, Ga. 2/28; 1980 W, 9-4 Auburn, Ala. 3/11; 1980 W, 6-5 (10) Auburn, Ala. 4/10; 1980 L, 5-7 Columbus, Ga. 4/15; 1981 W, 5-1 Columbus, Ga. 3/3; 1981 W, 7-6 Auburn, Ala. 5/9; 1982 W, 9-7 Auburn, Ala. 4/1; 1982 W, 20-2 Columbus, Ga. 4/15; 1983 L, 7-8 (12) Columbus, Ga. 3/5; 1983 W, 6-4 Auburn, Ala. 4/10; 1984 W, 14-3 Columbus, Ga. 4/4; 1984 W, 5-2 Auburn, Ala. 5/2; 1985 L, 2-7 Columbus, Ga. 3/20; 1985 W, 2-1 Auburn, Ala. 4/30; 1986 L, 3-7 Columbus, Ga. 3/28; 1987 W, 9-8 Auburn, Ala. 4/1; 1989 W, 7-0 Auburn, Ala. 4/7; 1991 W, 11-2 Auburn, Ala. 4/16; 1992 W, 4-2 Auburn, Ala. 3/31; 1993 W, 5-3 Auburn, Ala. 4/7; 1994 W, 7-2 Auburn, Ala. 3/30; 1995 W, 9-4 Auburn, Ala. 4/12; 1996 W, 9-8 Auburn, Ala. 5/7; 1997 W, 9-2 Auburn, Ala. 5/6

CONNECTICUT (AU leads, 1-0)

Table with columns: Year, Result, Location, Date. Row: 2014 W, 7-3 Port Charlotte, Fla. 2/16

COPPIN ST. (AU leads, 2-0)

Table with columns: Year, Result, Location, Date. Rows: 2014 W, 10-0 Auburn, Ala. 3/18; 2014 W, 13-2 Auburn, Ala. 3/19

CORNELL (AU leads, 1-0)

Table with columns: Year, Result, Location, Date. Row: 1991 W, 6-1 Auburn, Ala. 3/19

CUMBERLAND (AU leads, 7-1)

Table with columns: Year, Result, Location, Date. Rows: 1906 W, 5-4 Auburn, Ala. 3/26; 1906 W, 9-3 Auburn, Ala. 3/27; 1906 PPD Auburn, Ala. 3/28; 1909 W, 5-0 Auburn, Ala. 5/11; 1909 W, 17-3 Auburn, Ala. 5/12; 1909 W, 7-3 Auburn, Ala. 5/13; 1914 W Auburn, Ala. 5/7; 1914 W, 7-2 Auburn, Ala. 5/8; 1986 L, 2-4 Auburn, Ala. 3/5

DAYTONA BEACH (AU leads, 1-0)

Table with columns: Year, Result, Location, Date. Row: 1940 W, 9-1 Auburn, Ala. 4/1

DAVIDSON (AU leads, 15-0)

Table with columns: Year, Result, Location, Date. Rows: 1997 W, 14-3 Auburn, Ala. 3/5; 1998 W, 20-7 Auburn, Ala. 3/3; 1998 W, 12-0 Auburn, Ala. 3/4; 1999 W, 16-0 (7) Auburn, Ala. 3/2; 1999 W, 16-2 (7) Auburn, Ala. 3/3; 2000 W, 10-5 Auburn, Ala. 3/7; 2001 W, 16-3 Auburn, Ala. 3/7; 2006 W, 8-6 Auburn, Ala. 2/28

Table with columns: Year, Result, Location, Date. Rows: 2007 W, 10-4 Auburn, Ala. 3/6; 2008 W, 10-2 Auburn, Ala. 3/4; 2008 W, 8-7 Auburn, Ala. 3/5; 2009 W, 7-2 Auburn, Ala. 3/3; 2009 W, 14-2 Auburn, Ala. 3/4; 2010 W, 7-6 Auburn, Ala. 3/3; 2010 W, 7-6 Auburn, Ala. 3/3

DOTHAN (AU leads, 1-0)

Table with columns: Year, Result, Location, Date. Row: 1941 W, 5-0 Auburn, Ala. 4/23

DUKE (AU trails, 1-2)

Table with columns: Year, Result, Location, Date. Rows: 1923 W, 5-3 Auburn, Ala. 4/6; 1923 L, 7-10 Montgomery, Ala. 4/7; 1924 L, 2-4 Auburn, Ala. 4/21

DUQUESNE (AU leads, 3-0)

Table with columns: Year, Result, Location, Date. Rows: 1997 W, 11-2 Auburn, Ala. 3/1; 1997 W, 11-0 Auburn, Ala. 3/2; 1997 W, 11-5 Auburn, Ala. 3/3

EAST CAROLINA (Series tied, 1-1)

Table with columns: Year, Result, Location, Date. Rows: 1990 L, 4-5 (7) Auburn, Ala. 3/3; 1990 W, 9-6 (7) Auburn, Ala. 3/3

EASTERN ILLINOIS (AU leads, 2-1)

Table with columns: Year, Result, Location, Date. Rows: 2013 L, 10-11 Auburn, Ala. 3/1; 2013 W, 14-7 Auburn, Ala. 3/2; 2013 W, 8-2 Auburn, Ala. 3/3

EASTERN KY. (AU trails, 1-0)

Table with columns: Year, Result, Location, Date. Row: 1991 L, 1-2 Macon, Ga. 3/1

EASTERN MICH. (AU leads, 3-0)

Table with columns: Year, Result, Location, Date. Rows: 1995 W, 19-3 Auburn, Ala. 3/17; 1995 W, 11-4 Auburn, Ala. 3/18; 1995 W, 7-4 Auburn, Ala. 3/19

E. TENNESSEE ST. (AU leads, 4-2)

Table with columns: Year, Result, Location, Date. Rows: 1994 L, 7-9 Auburn, Ala. 4/11; 2008 W, 6-3 Auburn, Ala. 2/22; 2008 W, 12-1 Auburn, Ala. 2/23; 2008 W, 12-4 Auburn, Ala. 2/24; 2008 W, 12-2 Auburn, Ala. 2/25; 2014 L, 2-3 (10) Auburn, Ala. 2/23

ELON (AU leads, 6-5)

Table with columns: Year, Result, Location, Date. Rows: 2003 W, 11-1 Auburn, Ala. 2/28; 2003 W, 3-1 Auburn, Ala. 3/1; 2003 W, 7-1 Auburn, Ala. 3/2; 2005 W, 8-7 (12) Auburn, Ala. 2/25; 2005 L, 4-6 Auburn, Ala. 2/26; 2006 L, 2-10 Auburn, Ala. 2/24; 2006 L, 2-3 Auburn, Ala. 2/26; 2006 W, 13-3 Auburn, Ala. 2/26; 2009 W, 5-3 Auburn, Ala. 2/20; 2009 L, 6-11 Auburn, Ala. 2/21; 2009 L, 8-9 Auburn, Ala. 2/22

FAIRFAX MILLS (AU leads, 1-0)

Table with columns: Year, Result, Location, Date. Row: 1937 W, 5-3 Auburn, Ala. 5/11

FAIRFIELD (Series tied, 1-1)

Table with columns: Year, Result, Location, Date. Rows: 1978 L, 1-3 Auburn, Ala. 3/27; 1979 W, 21-6 Auburn, Ala. 3/21

FAULKNER (AU leads, 4-2)

Table with columns: Year, Result, Location, Date. Rows: 1983 W, 13-6 Auburn, Ala. 3/22; 1983 W, 19-14 Montgomery, Ala. 4/13; 1983 L, 5-7 Auburn, Ala. 5/5; 1984 L, 6-9 Auburn, Ala. 4/2; 1984 W, 11-7 Montgomery, Ala. 4/5; 1985 W, 9-2 Auburn, Ala. 4/19

FERRIS ST. (AU leads, 2-0)

Table with columns: Year, Result, Location, Date. Rows: 1987 W, 6-5 (7) Auburn, Ala. 3/3; 1987 W, 9-7 (7) Auburn, Ala. 3/3

FLORIDA (AU leads, 131-113-2)

Table with columns: Year, Result, Location, Date. Rows: 1913 W, 3-2 Gainesville, Fla. 4/10; 1913 W, 8-5 Gainesville, Fla. 4/11; 1913 W, 4-2 Gainesville, Fla. 4/12; 1914 W, 8-1 Gainesville, Fla. 4/9; 1914 W, 4-3 Gainesville, Fla. 4/10; 1914 L, 3-5 Gainesville, Fla. 4/11; 1915 W, 8-2 Tallahassee, Fla. 4/23; 1915 W, 7-2 Tallahassee, Fla. 4/24; 1915 T, 5-5 Tallahassee, Fla. 4/24; 1916 W, 7-0 Auburn, Ala. 5/12; 1916 W, 14-3 Auburn, Ala. 5/13; 1916 W, 7-1 Auburn, Ala. 5/13; 1920 W, 7-2 Tallahassee, Fla. 5/4; 1920 W, 1-0 Tallahassee, Fla. 5/5; 1920 T, 1-1 Tallahassee, Fla. 5/5; 1924 W, 10-3 Gainesville, Fla. 4/18; 1924 L, 3-4 Gainesville, Fla. 4/19; 1926 W, 2-1 Gainesville, Fla. 4/27; 1926 W, 4-3 Gainesville, Fla. 4/28; 1927 W, 2-1 Auburn, Ala. 4/4; 1927 L, 0-1 Auburn, Ala. 4/5; 1927 L, 8-9 Gainesville, Fla. 4/25; 1927 L, 3-4 Gainesville, Fla. 4/26; 1927 W, 5-0 Gainesville, Fla. 4/27; 1928 W, 4-1 Auburn, Ala. 4/11; 1928 W, 10-5 Auburn, Ala. 4/12; 1928 L, 5-6 Gainesville, Fla. 4/26; 1928 W, 2-0 Gainesville, Fla. 4/27; 1928 W, 2-1 Gainesville, Fla. 4/28; 1929 W, 9-7 Gainesville, Fla. 4/25; 1929 W, 7-3 Gainesville, Fla. 4/26; 1929 W, 7-6 Gainesville, Fla. 4/27; 1930 L, 2-3 Gainesville, Fla. 4/24; 1930 W, 3-2 Gainesville, Fla. 4/25; 1930 L, 3-4 Gainesville, Fla. 4/26; 1931 W, 6-3 Gainesville, Fla. 5/1; 1931 L, 1-5 Gainesville, Fla. 5/2; 1931 L, 1-5 Gainesville, Fla. 5/8; 1931 W, 4-3 Gainesville, Fla. 5/9; 1932 W, 5-2 Auburn, Ala. 4/22; 1932 W, 6-2 Auburn, Ala. 4/23; 1935 W, 7-6 Gainesville, Fla. 4/18; 1935 W, 9-4 Gainesville, Fla. 4/19; 1935 L, 6-8 Gainesville, Fla. 4/20; 1936 W, 10-2 Auburn, Ala. 4/15; 1936 W, 4-1 Auburn, Ala. 4/16; 1937 W, 9-7 Gainesville, Fla. 4/23; 1937 W, 9-4 Gainesville, Fla. 4/24; 1938 L, 3-4 Auburn, Ala. 4/15; 1938 W, 6-5 Auburn, Ala. 4/16; 1939 L, 2-9 Gainesville, Fla. 5/5; 1939 W, 11-2 Gainesville, Fla. 5/6; 1940 W, 2-1 Auburn, Ala. 5/3; 1940 L, 2-4 Auburn, Ala. 5/4; 1941 W, 10-9 Gainesville, Fla. 5/2; 1941 L, 5-6 Gainesville, Fla. 5/3; 1946 W, 3-1 Auburn, Ala. 4/12; 1946 L, 1-4 Auburn, Ala. 4/13; 1946 W, 7-1 Gainesville, Fla. 4/29; 1946 W, 8-3 Gainesville, Fla. 4/30; 1947 W, 3-1 Auburn, Ala. 4/25; 1947 W, 7-3 Auburn, Ala. 4/26; 1947 W, 18-7 Gainesville, Fla. 5/12; 1947 W, 9-2 Gainesville, Fla. 5/13; 1948 W, 12-1 Auburn, Ala. 4/21; 1948 W, 9-5 Auburn, Ala. 4/22; 1949 L, 4-8 Gainesville, Fla. 5/6; 1949 W, 2-1 Gainesville, Fla. 5/7; 1950 L, 6-7 Gainesville, Fla. 3/24; 1950 L, 4-14 Gainesville, Fla. 3/25; 1950 W, 5-4 Auburn, Ala. 4/26; 1950 L, 3-5 Auburn, Ala. 4/27; 1951 W, 10-2 Gainesville, Fla. 5/4; 1951 L, 5-19 Gainesville, Fla. 5/5; 1951 W, 7-5 Auburn, Ala. 5/11; 1951 W, 8-1 Auburn, Ala. 5/12; 1952 L, 8-12 Auburn, Ala. 5/2; 1952 L, 5-7 Auburn, Ala. 5/3; 1952 L, 2-3 Gainesville, Fla. 5/9; 1952 W, 8-5 Gainesville, Fla. 5/10; 1953 L, 5-6 Gainesville, Fla. 4/17; 1953 W, 9-8 Gainesville, Fla. 4/18; 1953 L, 2-6 Auburn, Ala. 5/1; 1954 W, 8-4 Gainesville, Fla. 4/24; 1954 W, 2-1 Gainesville, Fla. 4/24; 1954 L, 1-2 Auburn, Ala. 4/30; 1954 W, 5-2 Auburn, Ala. 5/1; 1955 L, 3-11 Auburn, Ala. 4/22; 1955 W, 17-7 Auburn, Ala. 4/23; 1955 L, 8-9 Gainesville, Fla. 4/29

Table with columns: Year, Result, Location, Date. Rows: 1955 L, 2-8 Gainesville, Fla. 4/30; 1956 W, 11-0 Auburn, Ala. 4/13; 1956 L, 0-4 Auburn, Ala. 4/14; 1956 L, 0-3 Gainesville, Fla. 5/4; 1956 W, 5-1 Gainesville, Fla. 5/5; 1957 L, 0-1 Gainesville, Fla. 4/12; 1957 W, 8-6 Gainesville, Fla. 4/13; 1957 L, 1-2 Auburn, Ala. 5/4; 1957 W, 7-5 Auburn, Ala. 5/6; 1958 L, 6-9 Gainesville, Fla. 3/21; 1958 L, 2-8 Gainesville, Fla. 3/22; 1958 W, 12-4 Auburn, Ala. 5/9; 1958 W, 5-1 Auburn, Ala. 5/10; 1959 W, 3-2 Gainesville, Fla. 5/8; 1959 L, 2-4 Gainesville, Fla. 5/9; 1960 W, 7-3 Gainesville, Fla. 4/8; 1960 L, 6-8 Gainesville, Fla. 4/9; 1960 W, 8-1 Auburn, Ala. 5/13; 1960 L, 7-11 Auburn, Ala. 5/14; 1961 W, 7-6 Gainesville, Fla. 3/24; 1961 L, 0-10 Gainesville, Fla. 3/25; 1961 W, 10-9 Gainesville, Fla. 4/28; 1961 L, 5-6 Gainesville, Fla. 4/29; 1962 L, 4-5 Gainesville, Fla. 4/6; 1962 L, 8-9 Gainesville, Fla. 4/7; 1962 W, 7-3 Auburn, Ala. 4/20; 1962 W, 2-1 Auburn, Ala. 4/21; 1963 L, 1-2 Gainesville, Fla. 4/5; 1963 L, 3-12 Gainesville, Fla. 4/6; 1963 W, 7-5 Auburn, Ala. 4/26; 1963 W, 9-2 Auburn, Ala. 4/27; 1964 L, 2-4 Auburn, Ala. 4/3; 1964 W, 8-2 Auburn, Ala. 4/4; 1964 W, 10-4 Gainesville, Fla. 5/1; 1964 L, 0-4 Gainesville, Fla. 5/2; 1965 L, 3-4 Gainesville, Fla. 4/2; 1965 L, 0-5 Gainesville, Fla. 4/3; 1965 W, 6-1 Auburn, Ala. 4/30; 1965 W, 5-4 Auburn, Ala. 5/1; 1966 W, 4-1 Auburn, Ala. 3/25; 1966 W, 10-5 Auburn, Ala. 3/26; 1966 L, 4-12 Gainesville, Fla. 4/9; 1966 L, 2-8 Gainesville, Fla. 4/10; 1967 W, 4-3 Gainesville, Fla. 3/17; 1967 L, 1-3 Gainesville, Fla. 3/18; 1967 W, 9-8 Auburn, Ala. 4/28; 1967 W, 5-2 Auburn, Ala. 4/29; 1968 L, 1-2 Auburn, Ala. 3/23; 1968 W, 3-2 Auburn, Ala. 3/23; 1968 W, 6-2 Gainesville, Fla. 4/5; 1968 L, 3-12 Gainesville, Fla. 4/6; 1969 L, 4-8 Gainesville, Fla. 4/4; 1969 L, 2-3 Gainesville, Fla. 4/5; 1969 L, 1-5 Auburn, Ala. 5/2; 1969 W, 9-3 Auburn, Ala. 5/3; 1970 L, 4-17 Gainesville, Fla. 4/3; 1970 L, 0-2 Auburn, Ala. 5/1; 1970 W, 3-2 Auburn, Ala. 5/2; 1971 L, 5-10 Gainesville, Fla. 4/2; 1971 W, 6-5 Gainesville, Fla. 4/3; 1971 W, 5-2 Auburn, Ala. 4/24; 1971 W, 5-2 Auburn, Ala. 4/30; 1972 L, 3-11 Auburn, Ala. 3/31; 1972 W, 13-6 Auburn, Ala. 4/1; 1972 W, 6-5 Gainesville, Fla. 4/21; 1972 W, 7-6 (20) Gainesville, Fla. 4/22; 1973 L, 0-1 Gainesville, Fla. 3/30; 1973 L, 1-2 Gainesville, Fla. 3/31; 1973 W, 1-0 Auburn, Ala. 4/20; 1973 W, 4-3 Auburn, Ala. 4/21; 1974 W, 6-5 Auburn, Ala. 3/29; 1974 W, 7-1 Auburn, Ala. 3/30; 1974 L, 1-2 Gainesville, Fla. 4/19; 1974 W, 9-5 Gainesville, Fla. 4/20; 1975 L, 0-13 Gainesville, Fla. 3/28; 1975 W, 7-5 Gainesville, Fla. 3/29; 1975 W, 9-3 Auburn, Ala. 4/18; 1975 L, 7-8 Auburn, Ala. 4/19; 1986 L, 4-8 (7) Gainesville, Fla. 4/5; 1986 W, 6-3 (7) Gainesville, Fla. 4/5; 1986 W, 10-6 Gainesville, Fla. 4/6; 1987 W, 11-2 (7) Auburn, Ala. 4/11; 1987 W, 7-3 (7) Auburn, Ala. 4/11; 1987 W, 9-5 Auburn, Ala. 4/12; 1988 W, 3-1 Gainesville, Fla. 4/9; 1988 L, 1-7 Gainesville, Fla. 4/9; 1988 W, 12-7 Gainesville, Fla. 4/10; 1988 L, 3-4 Starkville, Miss. 5/13; 1989 W, 4-2 (10) Gainesville, Fla. 5/13; 1990 L, 7-8 Gainesville, Fla. 5/5; 1990 W, 7-3 (7) Gainesville, Fla. 5/5; 1990 L, 5-6 Gainesville, Fla. 5/6; 1991 L, 1-3 Auburn, Ala. 5/4; 1991 W, 2-1 (7) Auburn, Ala. 5/4; 1991 L, 7-8 Baton Rouge, La. 5/16; 1992 L, 2-4 Gainesville, Fla. 3/21; 1992 L, 1-2 (7) Gainesville, Fla. 3/21; 1992 L, 1-2 Gainesville, Fla. 3/22; 1992 L, 0-2 New Orleans, La. 5/13





RESULTS VS. OPPONENTS

1993	L, 4-9	Auburn, Ala.	3/27
1993	W, 6-2 (7)	Auburn, Ala.	3/27
1993	W, 9-6	Auburn, Ala.	3/28
1996	L, 7-12	Auburn, Ala.	4/5
1996	W, 10-7	Auburn, Ala.	4/6
1996	L, 5-6	Auburn, Ala.	4/7
1997	L, 3-5	Gainesville, Fla.	4/4
1997	W, 9-4	Gainesville, Fla.	4/5
1997	W, 15-7	Gainesville, Fla.	4/6
1997	L, 5-17	Columbus, Ga.	5/17
1998	W, 6-4	Columbus, Ga.	5/14
2000	L, 3-5	Gainesville, Fla.	4/28
2000	W, 11-8 (10)	Gainesville, Fla.	4/29
2000	L, 6-7	Gainesville, Fla.	4/30
2000	L, 2-7	Hoover, Ala.	5/17
2001	W, 5-2	Auburn, Ala.	5/4
2001	L, 6-10	Auburn, Ala.	5/5
2001	L, 2-5	Auburn, Ala.	5/6
2002	W, 8-3	Gainesville, Fla.	3/29
2002	L, 5-9	Gainesville, Fla.	3/30
2002	L, 1-6	Gainesville, Fla.	3/31
2003	W, 7-2	Auburn, Ala.	3/18
2003	L, 6-8	Auburn, Ala.	5/3
2003	W, 4-3	Auburn, Ala.	5/4
2004	L, 4-7	Gainesville, Fla.	4/30
2004	L, 8-11	Gainesville, Fla.	5/1
2004	L, 8-22	Gainesville, Fla.	5/2
2005	L, 2-4	Auburn, Ala.	4/22
2005	L, 4-5	Auburn, Ala.	4/23
2005	L, 3-6	Auburn, Ala.	4/24
2006	W, 9-6	Gainesville, Fla.	4/21
2006	L, 1-4	Gainesville, Fla.	4/22
2006	W, 5-4	Gainesville, Fla.	4/23
2007	L, 7-8 (10)	Auburn, Ala.	3/23
2007	L, 9-12	Auburn, Ala.	3/24
2007	L, 3-10	Auburn, Ala.	3/25
2008	L, 1-7	Gainesville, Fla.	3/14
2008	L, 8-12	Gainesville, Fla.	3/15
2008	L, 2-6	Gainesville, Fla.	3/16
2009	W, 8-7 (11)	Auburn, Ala.	4/10
2009	L, 2-24	Auburn, Ala.	4/11
2009	L, 1-5	Auburn, Ala.	4/12
2012	L, 0-6	Auburn, Ala.	5/17
2012	L, 1-10	Auburn, Ala.	5/18
2012	W, 5-4	Auburn, Ala.	5/19
2012	L, 1-6	Hoover, Ala.	5/22
2013	W, 7-4	Gainesville, Fla.	5/10
2013	L, 4-5	Gainesville, Fla.	5/11
2013	W, 4-1	Gainesville, Fla.	5/12
2015	W, 4-1	Gainesville, Fla.	5/14
2015	L, 3-4	Gainesville, Fla.	5/15
2015	L, 1-3	Gainesville, Fla.	5/16
2015	L, 2-11	Hoover, Ala.	5/21
2017	W, 14-3	Auburn, Ala.	3/17
2017	W, 2-1	Auburn, Ala.	3/18
2017	W, 6-5	Auburn, Ala.	3/19
2017	L, 4-5	Hoover, Ala.	5/24

FLORIDA A&M (AU leads, 4-0)

Year	Result	Location	Date
2012	W, 11-3	Auburn, Ala.	5/14
2015	W, 3-2	Auburn, Ala.	4/21
2016	W, 11-2	Auburn, Ala.	2/24
2017	W, 12-8	Auburn, Ala.	2/22

FAU (AU leads, 3-1)

Year	Result	Location	Date
1998	W, 12-6	Auburn, Ala.	2/24
1998	W, 8-1	Auburn, Ala.	2/25
2002	L, 11-16	Tuscaloosa, Ala.	5/31
2010	W, 17-4	Auburn, Ala.	2/28

FIU (AU leads, 4-2)

Year	Result	Location	Date
1983	L, 8-9	Auburn, Ala.	5/9
1983	W, 10-7	Auburn, Ala.	5/10
1983	L, 9-10 (10)	Auburn, Ala.	5/11
1984	W, 8-2	Auburn, Ala.	4/17
1984	W, 9-6	Auburn, Ala.	4/18
1984	W, 13-10	Auburn, Ala.	4/19

FLA. SOUTHERN (AU leads, 2-0)

Year	Result	Location	Date
1950	W, 16-1		3/21
1956	W, 10-7		3/17

FLORIDA ST. (AU trails, 75-44)

Year	Result	Location	Date
1904	L, 6-3	Auburn, Ala.	4/4
1954	W, 7-2	Tallahassee, Fla.	3/20
1957	L, 2-8	Tallahassee, Fla.	3/19
1957	L, 5-10	Tallahassee, Fla.	3/20
1957	W, 10-9	Auburn, Ala.	4/22
1957	L, 4-10	Auburn, Ala.	4/23

1958	W, 4-3	Tallahassee, Fla.	3/20
1958	W, 10-7	Tallahassee, Fla.	3/20
1958	L, 1-5	Auburn, Ala.	4/26
1958	L, 2-4	Auburn, Ala.	4/28
1959	L, 4-8	Auburn, Ala.	3/17
1959	L, 3-11	Auburn, Ala.	3/17
1959	W, 4-3	Auburn, Ala.	5/13
1959	W, 8-6	Auburn, Ala.	5/14
1960	W, 10-4	Tallahassee, Fla.	3/21
1960	L, 8-22	Tallahassee, Fla.	3/22
1960	L, 4-11	Tallahassee, Fla.	3/23
1960	W, 8-3	Auburn, Ala.	5/6
1960	W, 6-5	Auburn, Ala.	5/7
1961	L, 1-10	Tallahassee, Fla.	3/20
1961	L, 9-10	Tallahassee, Fla.	3/21
1961	W, 15-5	Tallahassee, Fla.	3/21
1962	W, 12-7	Tallahassee, Fla.	3/16
1962	W, 10-2	Tallahassee, Fla.	3/17
1962	W, 7-6	Auburn, Ala.	4/9
1962	W, 5-3	Auburn, Ala.	4/10
1963	L, 1-12	Auburn, Ala.	3/16
1963	L, 3-8	Auburn, Ala.	3/18
1963	L, 1-5	Auburn, Ala.	3/25
1963	L, 7-9	Auburn, Ala.	3/26
1963	L, 3-4	Gastonia, N.C.	5/30
1964	W, 5-3	Auburn, Ala.	4/20
1964	W, 4-2	Auburn, Ala.	5/4
1964	W, 19-5	Auburn, Ala.	5/5
1965	L, 1-6	Auburn, Ala.	4/5
1965	L, 0-12	Auburn, Ala.	4/6
1966	L, 3-6	Tallahassee, Fla.	3/22
1966	W, 7-2	Auburn, Ala.	4/1
1966	W, 6-2	Auburn, Ala.	4/2
1967	W, 12-7	Tallahassee, Fla.	3/20
1967	L, 0-1	Tallahassee, Fla.	3/21
1967	W, 5-2	Auburn, Ala.	4/7
1967	L, 3-9	Auburn, Ala.	4/8
1967	W, 13-3	Gastonia, N.C.	6/3
1968	L, 1-2	Tallahassee, Fla.	4/22
1968	L, 3-7	Tallahassee, Fla.	4/23
1968	L, 2-3	Auburn, Ala.	5/13
1968	W, 18-1	Auburn, Ala.	5/14
1969	W, 1-0	Tallahassee, Fla.	3/14
1969	L, 1-6	Tallahassee, Fla.	3/15
1969	W, 7-4	Auburn, Ala.	5/19
1969	L, 3-6	Auburn, Ala.	5/20
1970	L, 4-10	Tallahassee, Fla.	4/6
1970	W, 5-3	Tallahassee, Fla.	4/7
1970	L, 0-5	Auburn, Ala.	5/18
1970	L, 6-7	Auburn, Ala.	5/19
1971	L, 8-13	Auburn, Ala.	4/13
1971	W, 11-8	Auburn, Ala.	4/16
1971	L, 4-9	Auburn, Ala.	5/17
1971	L, 5-6	Auburn, Ala.	5/18
1972	W, 9-3	Tallahassee, Fla.	3/24
1972	L, 13-16	Tallahassee, Fla.	3/25
1972	W, 9-3	Auburn, Ala.	5/15
1972	L, 4-7	Auburn, Ala.	5/16
1973	W, 4-2	Tallahassee, Fla.	4/9
1973	W, 4-2	Tallahassee, Fla.	4/10
1973	L, 2-4	Auburn, Ala.	5/14
1973	L, 4-8	Auburn, Ala.	5/15
1974	L, 1-11	Tallahassee, Fla.	4/29
1974	W, 6-3	Tallahassee, Fla.	4/30
1974	W, 5-4	Auburn, Ala.	5/13
1974	W, 7-1	Auburn, Ala.	5/14
1975	L, 1-3	Tallahassee, Fla.	4/15
1975	L, 0-4	Tallahassee, Fla.	4/16
1975	L, 1-4	Auburn, Ala.	5/12
1975	W, 4-3	Auburn, Ala.	5/12
1976	W, 2-1	Tallahassee, Fla.	5/24
1980	L, 7-21	Tallahassee, Fla.	4/9
1980	L, 0-2	Tallahassee, Fla.	4/9
1980	L, 5-9	Auburn, Ala.	4/22
1980	L, 2-4	Auburn, Ala.	4/23
1981	L, 1-7	Auburn, Ala.	4/28
1981	L, 3-4	Auburn, Ala.	4/29
1981	L, 5-7	Tallahassee, Fla.	5/6
1981	L, 3-11	Tallahassee, Fla.	5/7
1982	W, 9-5	Auburn, Ala.	4/13
1982	L, 8-10 (5)	Auburn, Ala.	4/14
1982	L, 0-14	Tallahassee, Fla.	4/20
1982	W, 9-8	Tallahassee, Fla.	4/21
1983	L, 9-12	Tallahassee, Fla.	2/23
1983	L, 1-6	Tallahassee, Fla.	2/23
1983	L, 5-7	Auburn, Ala.	3/23
1984	L, 4-10	Tallahassee, Fla.	2/28
1984	L, 2-12	Tallahassee, Fla.	2/29
1989	L, 6-7	Tallahassee, Fla.	5/27
1997	W, 8-7	Tallahassee, Fla.	5/24
1997	L, 7-9	Tallahassee, Fla.	5/25
1997	W, 5-2	Tallahassee, Fla.	5/25
1998	L, 10-16	Tallahassee, Fla.	5/24
1999	L, 2-10	Tallahassee, Fla.	6/4
1999	L, 3-6	Tallahassee, Fla.	6/5
2001	L, 6-9	Tallahassee, Fla.	5/26
2001	L, 6-9	Tallahassee, Fla.	5/27
2005	L, 3-7	Tallahassee, Fla.	2/11
2005	L, 5-6	Tallahassee, Fla.	2/12

2005	W, 9-2	Tallahassee, Fla.	2/13
2005	L, 3-4	Tallahassee, Fla.	6/4
2005	L, 4-10	Tallahassee, Fla.	6/5
2006	W, 5-2	Auburn, Ala.	2/10
2006	L, 3-8	Auburn, Ala.	2/11
2008	L, 5-7	Auburn, Ala.	2/28
2008	L, 5-6	Auburn, Ala.	2/29
2008	L, 3-4	Tallahassee, Fla.	3/1
2008	L, 1-10	Tallahassee, Fla.	3/2
2009	L, 7-8	Tallahassee, Fla.	2/26
2009	L, 5-14	Tallahassee, Fla.	2/27
2009	W, 10-9	Auburn, Ala.	2/28
2017	L, 7-8 (10)	Tallahassee, Fla.	6/4
2017	L, 0-6	Tallahassee, Fla.	6/5

FT. BENNING (AU leads, 26-13)

Year	Result	Location	Date
1921	W, 4-1	Auburn, Ala.	4/28
1921	W, 4-1	Columbus, Ga.	5/4
1922	W, 1-0	Auburn, Ala.	3/17
1922	L, 3-10	Auburn, Ala.	3/18
1922	W, 9-4	Columbus, Ga.	3/24
1922	L, 4-8	Columbus, Ga.	3/25
1923	W, 7-6	Auburn, Ala.	3/17
1923	L, 2-8	Auburn, Ala.	3/17
1923	W, 1-0	Columbus, Ga.	4/3
1923	L, 0-6	Columbus, Ga.	4/4
1925	L, 4-9	Columbus, Ga.	3/20
1925	L, 6-17	Columbus, Ga.	3/21
1925	L, 5-7	Auburn, Ala.	3/24
1925	W, 9-7	Auburn, Ala.	3/25
1926	W, 3-2	Columbus, Ga.	3/19
1926	W, 14-12	Columbus, Ga.	3/20
1926	W, 11-4	Auburn, Ala.	3/23
1926	W, 5-1	Auburn, Ala.	3/23
1928	W, 7-0	Columbus, Ga.	3/23
1928	W, 11-0	Columbus, Ga.	3/24
1928	L, 11-12	Auburn, Ala.	4/13
1930	W, 5-4	Auburn, Ala.	3/14
1930	W, 9-3	Columbus, Ga.	3/15
1931	W, 12-1	Auburn, Ala.	3/26
1933	W, 10-5	Auburn, Ala.	4/26
1934	W	Columbus, Ga.	
1939	W, 6-1	Columbus, Ga.	4/13
1940	L, 0-5	Columbus, Ga.	3/23
1940	W, 3-2	Columbus, Ga.	3/26
1941	L, 7-10	Columbus, Ga.	4/25
1941	L, 3-8	Columbus, Ga.	4/26
1942	L, 3-7	Columbus, Ga.	4/24
1942	W, 9-7	Columbus, Ga.	4/25
1942	W, 20-0	Auburn, Ala.	5/2
1943	W, 12-4	Auburn, Ala.	4/18
1943	W, 15-2	Auburn, Ala.	5/1
1946	L, 7-11	Auburn, Ala.	4/6
1948	W, 14-11	Auburn, Ala.	
1955	W, 8-4	Auburn, Ala.	

FURMAN (AU leads, 6-2)

Year	Result	Location	Date
1920	L, 0-1	Greenville, S.C.	4/3
1920	W, 2-0	Greenville, S.C.	4/4
1921	W, 8-4	Greenville, S.C.	4/18
1921	W, 19-4	Greenville, S.C.	4/19
1925	L, 2-4	Greenville, S.C.	5/5
2000	W, 19-7 (7)	Auburn, Ala.	2/11
2000	W, 22-4 (7)	Auburn, Ala.	2/12
2000	W, 10-4	Auburn, Ala.	2/13

GADSDEN (AU leads, 1-0)

Year	Result	Location	Date
1940	W, 6-5	Gadsden, Ala.	4/17

GEORGE WASH. (AU leads, 3-1)

Year	Result	Location	Date
2017	W, 9-0	Auburn, Ala.	2/17
2017	W, 2-0	Auburn, Ala.	2/18
2017	L, 5-9	Auburn, Ala.	2/18
2017	W, 4-3	Auburn, Ala.	2/19

GEORGIA (AU leads, 178-166-4)

Year	Result	Location	Date
1896	L, 1-16	Athens, Ga.	5/16
1897	L, 2-20	Athens, Ga.	4/24
1901	W, 7-2	Athens, Ga.	5/7
1902	L, 0-10	Atlanta, Ga.	4/25
1903	L, 2-8	Atlanta, Ga.	4/21
1904	L, 3-8	Athens, Ga.	4/25
1904	L, 3-5	Auburn, Ala	



RESULTS VS. OPPONENTS

Main table containing game results from 1936 to 2017, including columns for Year, Result, Location, and Date. Includes sub-sections for Georgia College, GA. Southern, GA. Southwestern, Georgia St., and GA. Tech.





RESULTS VS. OPPONENTS

1938	W, 9-2	Auburn, Ala.	4/30
1938	L, 2-6	Atlanta, Ga.	5/11
1938	L, 4-5 (10)	Atlanta, Ga.	5/12
1939	W, 5-2	Auburn, Ala.	4/14
1939	W, 11-4	Auburn, Ala.	4/15
1939	W, 11-2	Atlanta, Ga.	5/1
1939	L, 4-5	Atlanta, Ga.	5/2
1940	L, 4-5	Atlanta, Ga.	4/5
1940	W, 7-1	Atlanta, Ga.	4/6
1940	W, 2-0	Auburn, Ala.	4/20
1941	L, 3-5	Auburn, Ala.	4/16
1941	L, 4-7	Auburn, Ala.	4/17
1941	W, 8-4	Atlanta, Ga.	4/28
1941	W, 17-4	Atlanta, Ga.	4/29
1942	W, 7-1	Auburn, Ala.	4/10
1942	W, 8-4	Auburn, Ala.	4/11
1942	L, 10-15	Atlanta, Ga.	4/20
1942	W, 11-9	Atlanta, Ga.	4/21
1942	W, 17-4	Atlanta, Ga.	4/17
1942	L, 8-10	Atlanta, Ga.	4/18
1942	L, 8-13	Auburn, Ala.	5/17
1942	L, 6-12	Auburn, Ala.	5/18
1942	W, 12-8	Auburn, Ala.	4/15
1949	L, 3-5	Auburn, Ala.	4/16
1949	L, 2-8	Atlanta, Ga.	4/25
1949	W, 4-3	Atlanta, Ga.	4/26
1950	W, 9-5	Auburn, Ala.	4/14
1950	L, 8-9	Auburn, Ala.	4/15
1950	L, 4-8	Auburn, Ala.	5/5
1950	W, 8-3	Atlanta, Ga.	5/6
1951	W, 23-2	Auburn, Ala.	3/30
1951	L, 9-11	Auburn, Ala.	3/31
1951	W, 6-1	Atlanta, Ga.	4/28
1952	T, 4-4	Atlanta, Ga.	3/31
1952	W, 11-4	Atlanta, Ga.	4/1
1952	L, 3-10	Auburn, Ala.	4/5
1952	L, 2-3	Auburn, Ala.	4/5
1953	L, 5-6	Atlanta, Ga.	3/30
1953	W, 14-7	Atlanta, Ga.	3/31
1953	W, 11-4	Auburn, Ala.	4/13
1953	L, 5-8	Auburn, Ala.	4/14
1954	W, 5-2	Atlanta, Ga.	4/9
1954	L, 4-6	Atlanta, Ga.	4/10
1954	L, 6-9	Auburn, Ala.	5/7
1954	W, 21-9	Auburn, Ala.	5/8
1955	L, 3-5	Atlanta, Ga.	4/1
1955	W, 7-3	Atlanta, Ga.	4/2
1955	W, 13-8	Atlanta, Ga.	4/18
1955	L, 7-12	Atlanta, Ga.	4/19
1956	W, 1-0	Auburn, Ala.	4/27
1956	W, 9-3	Auburn, Ala.	4/28
1956	L, 1-10	Auburn, Ala.	4/28
1957	L, 1-2	Atlanta, Ga.	4/27
1957	W, 3-2	Atlanta, Ga.	4/27
1957	L, 7-8	Atlanta, Ga.	4/29
1958	W, 14-11	Auburn, Ala.	4/12
1958	W, 11-3	Auburn, Ala.	4/14
1958	W, 3-2	Atlanta, Ga.	4/19
1958	W, 15-0	Atlanta, Ga.	4/21
1959	L, 2-7	Auburn, Ala.	4/10
1959	W, 9-4	Auburn, Ala.	4/11
1959	L, 1-5	Atlanta, Ga.	4/17
1960	L, 2-3	Auburn, Ala.	4/1
1960	W, 5-4	Atlanta, Ga.	4/2
1960	L, 6-7 (12)	Auburn, Ala.	4/22
1960	L, 0-12	Auburn, Ala.	4/23
1961	W, 7-6	Atlanta, Ga.	4/1
1961	W, 12-10	Atlanta, Ga.	4/1
1961	W, 24-13	Auburn, Ala.	4/21
1961	W, 9-5	Auburn, Ala.	4/22
1962	W, 9-1	Auburn, Ala.	3/23
1962	W, 3-2	Auburn, Ala.	3/24
1962	W, 8-6	Atlanta, Ga.	3/30
1963	W, 5-3	Atlanta, Ga.	3/29
1963	W, 11-3	Atlanta, Ga.	3/30
1963	W, 4-0	Auburn, Ala.	4/9
1963	W, 6-4	Auburn, Ala.	4/10
1964	W, 10-6	Atlanta, Ga.	4/10
1964	W, 8-6	Atlanta, Ga.	4/11
1964	W, 5-1	Auburn, Ala.	5/8
1964	W, 10-2	Auburn, Ala.	5/9
1965	W, 13-3	Auburn, Ala.	4/9
1965	W, 4-0	Auburn, Ala.	4/10
1965	L, 4-5	Atlanta, Ga.	5/7
1965	L, 5-13	Atlanta, Ga.	5/8
1966	W, 2-1	Auburn, Ala.	4/22
1966	L, 2-8	Auburn, Ala.	4/23
1966	W, 1-0	Atlanta, Ga.	5/17
1966	L, 3-13	Atlanta, Ga.	5/18
1967	W, 4-2	Atlanta, Ga.	4/15
1967	W, 9-6	Atlanta, Ga.	4/16
1967	L, 8-12	Auburn, Ala.	5/19
1967	W, 8-6	Auburn, Ala.	5/20
1974	W, 11-7	Atlanta, Ga.	5/15
1975	W, 6-5	Atlanta, Ga.	5/21
1976	W, 6-4	Atlanta, Ga.	5/18
1977	W, 7-6	Atlanta, Ga.	5/17
1978	L, 8-10	Atlanta, Ga.	5/16
1979	L, 6-7	Atlanta, Ga.	5/15

1982	L, 6-8	Atlanta, Ga.	5/12
1983	L, 7-16	Atlanta, Ga.	4/14
1983	W, 4-3 (10)	Auburn, Ala.	5/4
1984	L, 5-8	Atlanta, Ga.	5/4
1985	L, 5-12	Atlanta, Ga.	4/4
1985	W, 6-5	Auburn, Ala.	4/24
1986	L, 4-6	Atlanta, Ga.	4/23
1986	W, 8-7 (10)	Auburn, Ala.	4/28
1987	W, 11-6	Atlanta, Ga.	4/28
1987	L, 5-9	Auburn, Ala.	5/6
1988	W, 14-3	Atlanta, Ga.	3/8
1989	W, 9-7	Auburn, Ala.	2/28
1989	L, 6-14	Atlanta, Ga.	4/18
1993	L, 4-5	Orlando, Fla.	2/5
1999	W, 17-12	Orlando, Fla.	1/29
2001	W, 4-0	Auburn, Ala.	3/6
2001	L, 1-11	Atlanta, Ga.	4/17
2002	L, 5-9	Auburn, Ala.	4/9
2002	L, 4-10	Atlanta, Ga.	4/16
2003	L, 2-4	Auburn, Ala.	3/11
2003	W, 7-5	Atlanta, Ga.	3/18
2004	W, 6-2	Auburn, Ala.	3/2
2004	L, 5-20	Atlanta, Ga.	3/30
2005	W, 7-6 (11)	Auburn, Ala.	3/23
2005	L, 2-3	Auburn, Ala.	4/5
2015	W, 7-1	Auburn, Ala.	2/24
2015	L, 1-4	Atlanta, Ga.	3/24
2016	L, 1-4	Auburn, Ala.	3/8
2016	W, 14-3	Atlanta, Ga.	3/15
2017	W, 7-4	Atlanta, Ga.	3/21
2017	L, 8-11	Auburn, Ala.	4/4

GOODYEAR (AU trails, 1-3-1)

Year	Result	Location	Date
1935	L, 6-10	Goodyear	4/26
1937	L, 1-3	Auburn, Ala.	3/25
1937	L, 0-0	Auburn, Ala.	3/25
1938	W, 10-7	Auburn, Ala.	3/24
1938	L, 2-4	Auburn, Ala.	3/24

GUNTER FIELD (AU trails 1-2)

Year	Result	Location	Date
1943	L, 1-3	Gunter Field	4/11
1943	W, 9-4	Auburn, Ala.	4/28
1943	L, 9-11	Auburn, Ala.	5/7

HAMILTON, ONT. (AU leads, 1-0)

Year	Result	Location	Date
1940	W, 12-4	Auburn, Ala.	4/2

HIRAM (AU leads, 1-0)

Year	Result	Location	Date
1973	W, 16-9		3/17

HOFSTRA (AU leads, 12-0)

Year	Result	Location	Date
2004	W, 19-4	Auburn, Ala.	2/27
2004	W, 6-4	Auburn, Ala.	2/28
2004	W, 9-3	Auburn, Ala.	2/29
2005	W, 18-5	Auburn, Ala.	2/4
2005	W, 11-3	Auburn, Ala.	2/5
2005	W, 6-5	Auburn, Ala.	2/6
2006	W, 9-8 (10)	Auburn, Ala.	2/17
2006	W, 8-3	Auburn, Ala.	2/18
2006	W, 5-2	Auburn, Ala.	2/19
2007	W, 17-0	Auburn, Ala.	2/9
2007	W, 11-7	Auburn, Ala.	2/10
2007	W, 10-5	Auburn, Ala.	2/11

HOLY CROSS (AU leads, 3-0)

Year	Result	Location	Date
2017	W, 7-0	Auburn, Ala.	2/24
2017	W, 4-0	Auburn, Ala.	2/25
2017	W, 13-4	Auburn, Ala.	2/26

HOUSTON (AU leads, 2-1)

Year	Result	Location	Date
1976	W, 5-0	Auburn, Ala.	2/26
1976	L, 0-7	Auburn, Ala.	2/26
1989	W, 4-2	Mobile, Ala.	4/4

HUNTINGDON (AU leads, 16-5)

Year	Result	Location	Date
1964	W, 10-0		3/17
1964	W, 10-5		3/18
1978	W, 5-4	Auburn, Ala.	2/25
1979	W, 8-5	Auburn, Ala.	4/10
1980	L, 6-9	Auburn, Ala.	4/1
1980	W, 5-0	Montgomery, Ala.	5/1
1981	L, 1-2 (11)	Montgomery, Ala.	4/20
1981	W, 3-1	Auburn, Ala.	5/11

1982	W, 20-4	Montgomery, Ala.	4/3
1982	W, 12-4	Auburn, Ala.	4/15
1983	L, 22-23	Auburn, Ala.	4/21
1984	W, 2-1	Montgomery, Ala.	4/1
1984	W, 10-1	Auburn, Ala.	5/5
1985	L, 2-5	Montgomery, Ala.	4/12
1985	L, 0-5	Auburn, Ala.	4/29
1986	W, 5-4	Auburn, Ala.	2/26
1987	W, 3-2 (11)	Auburn, Ala.	2/18
1988	W, 9-1	Auburn, Ala.	2/24
1989	W, 18-13	Auburn, Ala.	2/15
1990	W, 9-7	Auburn, Ala.	2/14
1992	W, 8-3	Auburn, Ala.	3/11

ILLINOIS (Series tied, 2-2)

Year	Result	Location	Date
1925	L, 0-3	Auburn, Ala.	4/10
1925	W, 4-3	Auburn, Ala.	4/11
1927	W, 12-5	Auburn, Ala.	4/15
1927	L, 8-10	Auburn, Ala.	4/16

ILLINOIS ST. (AU trails, 3-2)

Year	Result	Location	Date
1983	L, 6-17	Auburn, Ala.	3/8
1991	L, 6-11	Auburn, Ala.	3/5
1991	W, 3-1 (7)	Auburn, Ala.	3/6
1991	L, 3-5 (7)	Auburn, Ala.	3/6
1991	W, 6-2	Auburn, Ala.	3/7

INDIANA (AU leads, 4-1)

Year	Result	Location	Date
1921	W, 10-4	Auburn, Ala.	4/4
1921	W, 2-1	Auburn, Ala.	4/5
1941	L, 7-11	Auburn, Ala.	4/3
1941	W, 3-2	Auburn, Ala.	4/4
1996	W, 6-3	Montgomery, Ala.	3/1

IU-SOUTHEAST (AU leads, 1-0)

Year	Result	Location	Date
1981	W, 13-10	Auburn, Ala.	3/8

INDIANA ST. (AU leads, 5-0)

Year	Result	Location	Date
1968	W, 10-1	Auburn, Ala.	4/9
1968	W, 8-0	Auburn, Ala.	4/10
1969	W, 17-1	Auburn, Ala.	4/1
2013	W, 6-5	Auburn, Ala.	2/24
2014	W, 4-0	Port Charlotte, Fla.	2/14

JACKSON ST. (Series tied, 1-1)

Year	Result	Location	Date
1981	L, 8-10 (10)	Auburn, Ala.	4/13
1982	W, 4-1	Auburn, Ala.	4/29

JACKSONVILLE (AU leads, 11-8)

Year	Result	Location	Date
1969	W, 19-1	Auburn, Ala.	4/21
1969	W, 2-0	Auburn, Ala.	4/22
1971	W, 11-4		3/22
1972	L, 2-6	Auburn, Ala.	4/17
1972	L, 2-5	Auburn, Ala.	4/18
1973	W, 3-1	Jacksonville, Fla.	3/15
1973	L, 6-7	Jacksonville, Fla.	3/16
1974	W, 23-4	Jacksonville, Fla.	3/18
1974	L, 5-6	Jacksonville, Fla.	3/19
1974	L, 6-8	Jacksonville, Fla.	3/20
1974	W, 2-1	Auburn, Ala.	4/22
1975	L, 1-2	Jacksonville, Fla.	3/30
1975	L, 3-4	Jacksonville, Fla.	4/1
1976	W, 7-5	Tallahassee, Fla.	5/25
1977	L, 0-1	Jacksonville, Fla.	2/24
1977	W, 3-2	Jacksonville, Fla.	2/24
2001	W, 8-7 (10)	Tallahassee, Fla.	5/25
2001	W, 3-2	Tallahassee, Fla.	5/26
2007	W, 7-6	Mobile, Ala.	2/23

JAX STATE (AU leads, 21-16)

Year	Result	Location	Date
1972	L, 0-4	Auburn, Ala.	3/20
1973	W, 15-1	Auburn, Ala.	3/27
1973	W, 6-1	Auburn, Ala.	3/27
1974	W, 6-4	Auburn, Ala.	5/1
1975	L, 4-5	Auburn, Ala.	4/30
1976	W, 5-3	Auburn, Ala.	4/5
1976	L, 6-7	Auburn, Ala.	4/5
1977	W, 2-0	Auburn, Ala.	4/25
1978	L, 6-8	Auburn, Ala.	4/19
1979	L, 4-5	Auburn, Ala.	4/23
1980	L, 2-10	Auburn, Ala.	3/10
1981	W, 9-5	Jacksonville, Ala.	4/1
1981	W, 5-4 (10)	Auburn, Ala.	4/7



RESULTS VS. OPPONENTS

Table with columns: Year, Result, Location, Date. Rows include games against Lexington, Ky., Auburn, Ala., Baton Rouge, La., and others from 1989 to 2016.

LAGRANGE (AU leads, 6-0) Table with columns: Year, Result, Location, Date. Rows include games from 1987 to 1991.

LANETT (AU leads, 8-2-1) Table with columns: Year, Result, Location, Date. Rows include games from 1932 to 1951.

LIBERTY (AU leads, 2-0) Table with columns: Year, Result, Location, Date. Rows include games from 1998 to 2000.

LINCOLN MEM. (AU leads, 4-1) Table with columns: Year, Result, Location, Date. Rows include games from 1990 to 1992.

LIPSCOMB (AU leads, 3-2) Table with columns: Year, Result, Location, Date. Rows include games from 2007 to 2017.

LA. COLLEGE (AU leads, 2-0) Table with columns: Year, Result, Location, Date. Rows include games from 1992 to 1992.

ULM (AU leads, 2-0) Table with columns: Year, Result, Location, Date. Rows include games from 1964 to 1964.

LSU (AU trails, 103-71) Table with columns: Year, Result, Location, Date. Rows include games from 1907 to 1985.

Main results table with columns: Year, Result, Location, Date. Rows include games from 1985 to 2014.

Table with columns: Year, Result, Location, Date. Rows include games from 2014 to 2017.

LOUISVILLE (AU leads, 3-0) Table with columns: Year, Result, Location, Date. Rows include games from 1975 to 1995.

LOYOLA (N.O.) (AU leads, 5-1) Table with columns: Year, Result, Location, Date. Rows include games from 1926 to 1970.

MAINE (AU leads, 4-1) Table with columns: Year, Result, Location, Date. Rows include games from 1976 to 2013.

MARIETTA COLL. (AU leads, 1-0) Table with columns: Year, Result, Location, Date. Rows include games from 1975 to 1975.

MARION (AU leads, 7-1) Table with columns: Year, Result, Location, Date. Rows include games from 1907 to 1917.

MARSHALL (AU leads, 7-0) Table with columns: Year, Result, Location, Date. Rows include games from 1977 to 2002.

MARYLAND (AU leads, 2-1) Table with columns: Year, Result, Location, Date. Rows include games from 1974 to 1999.

MAXWELL AFB (AU leads, 4-0) Table with columns: Year, Result, Location, Date. Rows include games from 1942 to 1947.

MEMPHIS (AU leads, 6-4) Table with columns: Year, Result, Location, Date. Rows include games from 1974 to 2011.





RESULTS VS. OPPONENTS

MERCER (AU leads, 103-47-1)

Year	Result	Location	Date
1895	L	Macon, Ga.	
1896	L	Macon, Ga.	
1897	L, 4-19	Macon, Ga.	5/15
1898	L, 3-7	Macon, Ga.	4/16
1899	L, 2-11	Macon, Ga.	4/15
1899	L, 4-19	Macon, Ga.	5/15
1900	L, 4-11	Macon, Ga.	5/12
1902	L, 4-6	Macon, Ga.	4/19
1903	L, 6-8	Macon, Ga.	4/11
1904	L, 1-8	Macon, Ga.	4/9
1905	L, 1-3	Macon, Ga.	3/26
1905	W, 5-2	Macon, Ga.	4/1
1905	W, 12-7	Auburn, Ala.	4/24
1906	W, 10-3	Macon, Ga.	4/6
1906	W, 7-4	Macon, Ga.	4/7
1906	W, 10-8	Macon, Ga.	5/14
1906	W, 8-7	Macon, Ga.	5/15
1907	T, 6-6 (11)	Macon, Ga.	4/19
1907	W, 3-0	Macon, Ga.	4/20
1908	W, 2-1	Macon, Ga.	4/17
1908	W, 3-1	Macon, Ga.	4/18
1908	W, 10-0	Columbus, Ga.	4/27
1908	W, 6-2	Columbus, Ga.	4/27
1909	W, 4-3	Macon, Ga.	3/26
1909	W, 1-0	Macon, Ga.	3/27
1910	L, 3-8	Macon, Ga.	4/25
1910	L, 1-3	Macon, Ga.	4/26
1910	W, 2-1	Macon, Ga.	4/26
1910	W, 6-5	Auburn, Ala.	5/9
1910	W, 7-2	Auburn, Ala.	5/10
1911	L, 0-1	Macon, Ga.	4/24
1911	L, 1-8	Macon, Ga.	4/25
1911	L, 1-9	Macon, Ga.	4/26
1912	L, 0-1	Auburn, Ala.	4/25
1913	W, 10-2	Auburn, Ala.	4/26
1913	W, 8-4	Auburn, Ala.	4/26
1914	L, 1-11	Macon, Ga.	4/24
1916	W, 7-4	Macon, Ga.	4/26
1916	L, 7-11	Macon, Ga.	4/27
1916	L, 4-7	Macon, Ga.	4/27
1917	L, 2-6	Auburn, Ala.	4/25
1917	L, 2-4	Auburn, Ala.	4/26
1918	W, 16-10	Auburn, Ala.	4/5
1918	W, 6-2	Auburn, Ala.	4/6
1918	L, 0-3	Macon, Ga.	4/26
1918	L, 1-2	Macon, Ga.	4/27
1919	L, 2-10	Macon, Ga.	4/25
1919	W, 3-0	Macon, Ga.	4/26
1919	W, 4-1	Auburn, Ala.	5/10
1919	W, 5-4 (12)	Auburn, Ala.	5/11
1921	W, 8-5	Macon, Ga.	3/26
1921	W, 5-0	Auburn, Ala.	4/29
1921	W, 12-2	Auburn, Ala.	4/30
1922	L, 3-4	Macon, Ga.	4/21
1922	W, 6-4	Macon, Ga.	4/22
1923	W, 4-0 (5)	Auburn, Ala.	3/23
1923	L, 0-2	Auburn, Ala.	3/24
1924	L, 3-6	Macon, Ga.	3/28
1924	L, 4-7	Macon, Ga.	3/29
1925	L	Macon, Ga.	5/15
1925	L, 0-4	Macon, Ga.	5/16
1926	W, 5-4	Auburn, Ala.	5/17
1926	W, 9-5	Auburn, Ala.	5/18
1928	W, 5-1	Auburn, Ala.	5/21
1929	L, 4-5	Auburn, Ala.	5/21
1930	W, 15-5	Auburn, Ala.	5/9
1930	L, 5-7	Auburn, Ala.	5/10
1931	W, 10-5	Macon, Ga.	4/6
1931	W, 5-1	Macon, Ga.	4/7
1931	W, 3-0	Macon, Ga.	5/5
1947	W, 16-3	Auburn, Ala.	4/9
1947	W	Auburn, Ala.	4/10
1949	W, 4-1	Macon, Ga.	3/30
1950	L, 1-2	Auburn, Ala.	3/31
1950	W, 10-5	Macon, Ga.	4/1
1951	W, 16-0	Auburn, Ala.	3/27
1951	W, 29-22	Macon, Ga.	3/28
1952	W, 11-3		3/22
1952	W, 2-1		3/22
1953	W, 6-0		4/7
1953	W, 9-5		4/29
1954	W, 18-1	Macon, Ga.	3/29
1954	W, 13-5	Auburn, Ala.	3/31
1955	L, 3-5	Macon, Ga.	3/26
1955	W, 15-8	Auburn, Ala.	4/4
1956	W, 21-4	Auburn, Ala.	3/27
1956	W, 10-4	Macon, Ga.	4/7
1957	W, 14-1	Macon, Ga.	4/6
1957	W, 15-5	Auburn, Ala.	4/9
1958	W, 11-4	Macon, Ga.	4/2
1958	L, 5-17	Auburn, Ala.	4/11
1959	L, 5-6		4/21
1959	W, 4-3		4/25
1967	W, 4-3	Macon, Ga.	4/17
1968	W, 4-3	Auburn, Ala.	4/17
1968	W, 4-2	Macon, Ga.	5/1

1969	W, 9-6	Macon, Ga.	3/25
1969	L, 1-6	Auburn, Ala.	5/12
1970	W, 9-1	Auburn, Ala.	4/28
1970	L, 5-6 (11)	Macon, Ga.	5/11
1971	W, 6-4		4/20
1972	W, 5-2	Auburn, Ala.	4/11
1972	W, 6-3	Macon, Ga.	
1973	W, 4-3	Macon, Ga.	
1974	W, 9-7	Auburn, Ala.	4/10
1974	W, 9-0	Auburn, Ala.	4/10
1974	L, 2-9	Macon, Ga.	4/17
1974	L, 2-3	Macon, Ga.	4/17
1975	W, 9-2	Macon, Ga.	5/20
1975	L, 2-4	Macon, Ga.	5/20
1976	L, 4-10	Macon, Ga.	4/20
1976	W, 6-2	Macon, Ga.	4/20
1976	W, 9-4	Auburn, Ala.	
1976	W, 4-3	Auburn, Ala.	
1977	L, 7-10	Macon, Ga.	3/3
1977	W, 17-7	Auburn, Ala.	4/11
1978	W, 9-1	Auburn, Ala.	5/9
1978	W, 10-3 (7)	Auburn, Ala.	2/22
1979	W, 5-4 (7)	Auburn, Ala.	2/22
1979	W, 2-0 (7)	Auburn, Ala.	2/17
1979	W, 4-2 (7)	Auburn, Ala.	2/17
1991	W, 8-1	Auburn, Ala.	4/2
1993	W, 2-1	Auburn, Ala.	3/22
1993	W, 6-3	Auburn, Ala.	3/23
1994	L, 3-4	Auburn, Ala.	4/19
1994	W, 7-6	Auburn, Ala.	4/20
1995	W, 5-3	Auburn, Ala.	4/25
1995	W, 12-3	Auburn, Ala.	4/26
1996	W, 20-14	Auburn, Ala.	4/16
1996	W, 13-6	Auburn, Ala.	4/17
1997	W, 18-3	Auburn, Ala.	2/11
1997	W, 10-3	Auburn, Ala.	4/15
1998	W, 9-6	Auburn, Ala.	4/21
1998	L, 4-5	Auburn, Ala.	4/29
1999	W, 15-2 (7)	Auburn, Ala.	4/28
2000	W, 11-3	Auburn, Ala.	2/15
2000	W, 19-2 (7)	Auburn, Ala.	4/4
2001	W, 13-3	Auburn, Ala.	2/20
2002	W, 3-2	Auburn, Ala.	4/2
2003	W, 7-0	Auburn, Ala.	5/13
2004	L, 1-2	Auburn, Ala.	5/18
2005	W, 6-5	Auburn, Ala.	2/15
2006	W, 18-1	Auburn, Ala.	4/25
2007	W, 5-1	Macon, Ga.	3/27
2007	W, 22-6	Auburn, Ala.	4/10
2008	W, 10-4	Auburn, Ala.	3/25
2008	W, 18-6	Macon, Ga.	5/13
2014	W, 9-5	Auburn, Ala.	3/7
2014	W, 4-1	Auburn, Ala.	3/8
2014	W, 6-5	Auburn, Ala.	3/9
2015	W, 1-0	Tallahassee, Fla.	5/30

MERCER-ATLANTA (AU trails, 1-0)

Year	Result	Location	Date
1973	L, 5-8		3/21

MIAMI [FLA.] (AU leads, 7-1)

Year	Result	Location	Date
1946	W, 8-5	Auburn, Ala.	4/16
1946	W, 1-0	Miami, Fla.	5/3
1946	W, 11-7	Miami, Fla.	5/4
1966	W, 7-1		4/11
1966	W, 8-3	Auburn, Ala.	4/12
1968	W, 7-5	Auburn, Ala.	4/15
1968	W, 6-1	Auburn, Ala.	4/16
1994	L, 5-7	Omaha, Neb.	6/6

MIAMI [OHIO] (AU leads, 5-2)

Year	Result	Location	Date
1971	W, 7-1		3/19
1971	W, 6-4		3/20
1971	L, 1-5		3/21
1971	L, 4-13		3/23
2010	W, 14-9	Auburn, Ala.	3/5
2010	W, 13-5	Auburn, Ala.	3/6
2010	W, 5-4	Auburn, Ala.	3/7

MICHIGAN (AU leads, 4-3-1)

Year	Result	Location	Date
1920	T, 1-1	Auburn, Ala.	4/12
1920	W, 4-3	Auburn, Ala.	4/13
1923	W, 8-1	Montgomery, Ala.	4/11
1923	L, 2-9	Auburn, Ala.	4/12
1924	L, 9-10	Montgomery, Ala.	4/16
1926	W, 8-5	Auburn, Ala.	4/5
1991	W, 12-4	Mobile, Ala.	3/9
1993	L, 0-4	Mobile, Ala.	2/27

MICHIGAN ST. (AU leads, 4-3)

Year	Result	Location	Date
1941	W, 9-8	Auburn, Ala.	3/31
1941	L	Montgomery, Ala.	4/1
1942	L	Auburn, Ala.	3/27
1990	W, 5-4	Auburn, Ala.	3/21
1996	W, 10-9	Mobile, Ala.	2/25
2007	W, 11-6	Mobile, Ala.	2/24
2016	L, 0-3	Pensacola, Fla.	3/5

MIDDLE TENN. (AU leads, 15-4)

Year	Result	Location	Date
1973	W, 13-4		3/16
1973	L, 2-3		3/17
1976	W, 10-5	Tallahassee, Fla.	5/21
1977	L, 2-5	Auburn, Ala.	
1979	W, 6-5	Auburn, Ala.	2/26
1987	W, 5-3	Huntsville, Ala.	5/22
1994	W, 19-3 (7)	Auburn, Ala.	2/26
1994	W, 9-2 (7)	Auburn, Ala.	2/26
1994	W, 11-9	Auburn, Ala.	2/27
1994	W, 6-1	Murfreesboro, Tenn.	3/22
1995	W, 12-2	Auburn, Ala.	3/4
1995	W, 6-1	Murfreesboro, Tenn.	4/10
1997	W, 4-1 (7)	Auburn, Ala.	2/22
1997	W, 11-7 (7)	Auburn, Ala.	2/22
1997	W, 9-3	Auburn, Ala.	2/23
1999	W, 8-2	Auburn, Ala.	2/19
1999	L, 2-5	Auburn, Ala.	2/20
1999	W, 7-3	Auburn, Ala.	2/21
2013	L, 1-2	Auburn, Ala.	2/23

MIGNON MILLS (AU leads, 1-0)

Year	Result	Location	Date
1948	W, 6-3	Auburn, Ala.	4/20

MINNESOTA (AU leads, 2-0)

Year	Result	Location	Date
1999	W, 9-5	Auburn, Ala.	2/24
2001	W, 14-6	Mobile, Ala.	2/16

MISS. COLLEGE (AU leads, 2-0)

Year	Result	Location	Date
1937	W, 7-6	Auburn, Ala.	3/31
1937	W, 6-1	Auburn, Ala.	4/1

MISS. STATE (AU trails, 106-90-1)

Year	Result	Location	Date
1908	W, 6-3	Auburn, Ala.	4/3
1908	W, 7-0	Auburn, Ala.	4/4
1908	W, 6-4	Auburn, Ala.	4/4
1911	W, 5-3	Starkville, Miss.	4/3
1911	L, 0-6	Starkville, Miss.	4/3
1911	W, 2-1	Starkville, Miss.	4/5
1912	W, 6-4	Auburn, Ala.	4/8
1912	W, 10-9	Auburn, Ala.	4/10
1912	W, 2-1	Auburn, Ala.	4/10
1915	L, 0-3	Meridian, Miss.	5/14
1915	L, 3-4	Columbus, Miss.	5/15
1915	T, 1-1	Columbus, Miss.	5/15
1916	W, 5-2	Auburn, Ala.	4/21
1916	W, 3-1	Auburn, Ala.	4/22
1916	W, 5-4	Auburn, Ala.	4/22
1924	L, 0-4	Montgomery, Ala.	5/3
1939	W, 5-1	Starkville, Miss.	4/18
1939	W, 8-2	Starkville, Miss.	4/19
1947	L, 0-4	Starkville, Miss.	4/16
1947	L, 1-7	Auburn, Ala.	5/10
1947	L, 6-9	Auburn, Ala.	5/11
1948	L, 5-7	Starkville, Miss.	5/21
1948	L, 3-4	Starkville, Miss.	5/28
1948	L, 3-4	Auburn, Ala.	5/31
1966	W, 4-2	Tallahassee, Fla.	3/21
1966	L, 5-6	Tallahassee, Fla.	3/22
1975	W, 9-8	Starkville, Miss.	3/21
1975	W, 3-1	Starkville, Miss.	3/22
1975	W, 3-0	Starkville, Miss.	3/22
1975	W, 5-4	Auburn, Ala.	4/28
1975	W, 6-0	Auburn, Ala.	4/28
1976	L, 1-6	Auburn, Ala.	3/27
1976	L, 1-3	Auburn, Ala.	3/27
1976	W, 7-0	Starkville, Miss.	4/26
1976	W, 2-1	Starkville, Miss.	4/27
1976	W, 3-1	Starkville, Miss.	4/27
1977	L, 0-3	Starkville, Miss.	3/18
1977	L, 0-5	Starkville, Miss.	3/19
1977	L, 1-12	Starkville, Miss.	3/19
1977	W, 3-0	Auburn, Ala.	4/23
1977	W, 6-4	Auburn, Ala.	4/24
1977	W, 15-6	Auburn, Ala.	4/24
1978	L, 1-7	Auburn, Ala.	3/18
1978	L, 2-6	Auburn, Ala.	3/18
1978	W, 11-8	Auburn, Ala.	3/19



RESULTS VS. OPPONENTS

Table of game results for Auburn, Ala. from 2000 to 2017, including date, result, location, and date.

MISS. VALLEY ST. (AU leads, 1-0) table with columns for Year, Result, Location, and Date.

MISSOURI (AU trails, 10-4) table with columns for Year, Result, Location, and Date.

MONTEVALLO (AU leads, 12-0) table with columns for Year, Result, Location, and Date.

MONTGOMERY (AU trails, 1-4) table with columns for Year, Result, Location, and Date.

1952 L, 7-10 3/26; 1952 L, 4-17 4/7

MOREHEAD ST. (AU leads, 7-0)

Table of game results for Morehead St. from 1990 to 2015.

MURRAY ST. (AU leads, 5-0)

Table of game results for Murray St. from 1994 to 2002.

NAVY (AU leads, 1-0)

Table of game results for Navy in 1971.

NEW ORLEANS (AU leads, 4-3)

Table of game results for New Orleans from 1976 to 2010.

NYIT (AU leads, 1-0)

Table of game results for NYIT in 2011.

NORTH ALABAMA (AU leads, 3-0)

Table of game results for North Alabama from 1975 to 1976.

N. CAROLINA (AU leads, 7-1-1)

Table of game results for N. Carolina from 1923 to 2003.

UNC-ASHEVILLE (AU leads, 3-0)

Table of game results for UNC-Asheville from 1999 to 1999.

CHARLOTTE (AU leads, 5-0)

Table of game results for Charlotte from 1998 to 2000.

UNC-GREENSBORO (AU leads, 8-0)

Table of game results for UNC-Greensboro from 1995 to 2007.

NC STATE (Series tied, 1-1)

Table of game results for NC State in 1993 and 1999.

UNC-WILMINGTON (AU leads, 5-0)

Table of game results for UNC-Wilmington from 1989 to 1992.

N. GEORGIA (AU leads, 2-0-1)

Table of game results for N. Georgia from 1908 to 1908.

N. ILLINOIS (AU trails, 1-0)

Table of game results for N. Illinois in 1993.

NORTHWESTERN (AU leads, 1-0)

Table of game results for Northwestern in 1999.

NOTRE DAME (AU leads, 4-0)

Table of game results for Notre Dame from 1976 to 1994.

OAKLAND (AU leads, 1-0)

Table of game results for Oakland in 2000.

OGLETHORPE (AU leads, 37-21-2)

Large table of game results for Oglethorpe from 1919 to 1942.

Table of game results for Atlanta, Ga. from 1942 to 1969.

OHIO (AU leads, 9-1)

Table of game results for Ohio from 1976 to 1990.

OHIO ST. (Series tied, 4-4)

Table of game results for Ohio St. from 1924 to 2014.

OKLAHOMA (AU trails, 4-1)

Table of game results for Oklahoma from 1992 to 1998.

OKLAHOMA ST. (Series tied, 1-1)

Table of game results for Oklahoma St. in 1993 and 2015.

OLD DOMINION (AU leads, 2-0)

Table of game results for Old Dominion from 1986 to 1994.

OLE MISS (Series tied, 85-85-1)

Large table of game results for Ole Miss from 1938 to 1980.





RESULTS VS. OPPONENTS

1980	L, 4-5	Auburn, Ala.	4/27
1980	W, 7-4	Gainesville, Fla.	5/11
1981	L, 2-5 (7)	Auburn, Ala.	3/11
1981	L, 2-7 (7)	Auburn, Ala.	3/11
1981	W, 16-2	Auburn, Ala.	3/12
1981	L, 0-17 (7)	Oxford, Miss.	4/18
1981	L, 2-4 (7)	Oxford, Miss.	4/18
1981	L, 2-6	Oxford, Miss.	4/19
1982	L, 3-4 (7)	Auburn, Ala.	3/10
1982	L, 4-5 (8)	Auburn, Ala.	3/10
1982	L, 1-4	Auburn, Ala.	3/11
1982	L, 0-1 (7)	Oxford, Miss.	4/18
1982	T, 3-3 (7)	Oxford, Miss.	4/18
1983	L, 8-12	Auburn, Ala.	3/10
1983	L, 5-6	Auburn, Ala.	3/11
1983	L, 6-12	Auburn, Ala.	3/11
1983	L, 4-12	Oxford, Miss.	4/16
1983	L, 9-10	Oxford, Miss.	4/16
1983	L, 7-10	Oxford, Miss.	4/17
1984	W, 6-5 (8)	Auburn, Ala.	3/9
1984	W, 9-7 (7)	Auburn, Ala.	3/9
1984	L, 4-10	Auburn, Ala.	3/10
1984	W, 7-5 (7)	Oxford, Miss.	4/14
1984	L, 5-16 (7)	Oxford, Miss.	4/14
1984	L, 5-7	Oxford, Miss.	4/15
1985	W, 11-2 (7)	Auburn, Ala.	3/23
1985	W, 7-5 (7)	Auburn, Ala.	3/23
1985	W, 14-6	Auburn, Ala.	3/24
1985	L, 7-16	Oxford, Miss.	4/28
1985	L, 5-6	Oxford, Miss.	4/28
1986	W, 4-2 (7)	Auburn, Ala.	3/1
1986	W, 7-5 (7)	Auburn, Ala.	3/1
1986	W, 15-2	Auburn, Ala.	3/2
1987	W, 8-6 (8)	Oxford, Miss.	3/7
1987	W, 2-1 (8)	Oxford, Miss.	3/7
1987	L, 2-10	Oxford, Miss.	3/8
1988	W, 5-0 (7)	Auburn, Ala.	3/12
1988	W, 1-0 (11)	Auburn, Ala.	3/12
1988	W, 14-1	Auburn, Ala.	3/13
1989	W, 8-5	Oxford, Miss.	3/11
1989	L, 2-4 (7)	Oxford, Miss.	3/11
1989	W, 7-4	Oxford, Miss.	3/12
1990	L, 2-3	Auburn, Ala.	3/17
1990	L, 3-9 (7)	Auburn, Ala.	3/17
1990	W, 4-2	Auburn, Ala.	3/18
1991	L, 3-6	Oxford, Miss.	3/16
1991	W, 3-2 (7)	Oxford, Miss.	3/16
1991	W, 8-4	Oxford, Miss.	3/17
1992	W, 8-7 (12)	Oxford, Miss.	4/25
1992	L, 0-1 (7)	Oxford, Miss.	4/25
1992	L, 5-15	Oxford, Miss.	4/26
1993	W, 11-3	Auburn, Ala.	5/1
1993	W, 1-0 (7)	Auburn, Ala.	5/1
1993	L, 7-9	Auburn, Ala.	5/2
1994	L, 0-2	Oxford, Miss.	4/29
1994	L, 3-8	Oxford, Miss.	4/30
1994	W, 5-3	Oxford, Miss.	5/1
1995	L, 5-11	Auburn, Ala.	4/28
1995	W, 4-2	Auburn, Ala.	4/29
1995	W, 3-1	Auburn, Ala.	4/30
1995	W, 10-3	Starkville, Miss.	5/19
1996	W, 15-4	Oxford, Miss.	4/26
1996	L, 0-6	Oxford, Miss.	4/27
1996	W, 10-5	Oxford, Miss.	4/28
1997	L, 6-11	Auburn, Ala.	5/9
1997	W, 13-6	Auburn, Ala.	5/10
1997	L, 5-7 (11)	Auburn, Ala.	5/11
1998	L, 5-6 (10)	Oxford, Miss.	3/6
1998	W, 7-5 (8)	Oxford, Miss.	3/8
1999	W, 5-4	Auburn, Ala.	4/23
1999	W, 9-8	Auburn, Ala.	4/24
1999	L, 2-13	Auburn, Ala.	4/25
2000	L, 3-8	Oxford, Miss.	4/7
2000	W, 16-8	Oxford, Miss.	4/8
2000	L, 2-7	Auburn, Ala.	4/9
2001	L, 8-10	Auburn, Ala.	3/16
2001	L, 2-3 (11)	Auburn, Ala.	3/17
2001	L, 5-6	Auburn, Ala.	3/18
2002	W, 10-3	Oxford, Miss.	4/12
2002	L, 1-2	Oxford, Miss.	4/13
2002	L, 2-10	Oxford, Miss.	4/14
2003	L, 4-7	Auburn, Ala.	5/16
2003	W, 5-2	Auburn, Ala.	5/17
2003	W, 6-2	Auburn, Ala.	5/18
2004	L, 1-6	Oxford, Miss.	4/9
2004	W, 2-1 (7)	Oxford, Miss.	4/11
2004	W, 3-2 (7)	Oxford, Miss.	4/11
2005	W, 4-3	Auburn, Ala.	5/6
2005	W, 12-4	Auburn, Ala.	5/7
2005	L, 1-9	Auburn, Ala.	5/8
2006	L, 2-14	Oxford, Miss.	4/8
2006	W, 6-2	Oxford, Miss.	4/8
2006	L, 1-12	Oxford, Miss.	4/9
2007	L, 2-4	Auburn, Ala.	3/30
2007	L, 4-7	Auburn, Ala.	3/31
2007	W, 3-2	Auburn, Ala.	4/1
2008	L, 6-7	Oxford, Miss.	5/9
2008	W, 11-1	Oxford, Miss.	5/10
2008	L, 2-5	Oxford, Miss.	5/11

2009	L, 2-9	Auburn, Ala.	5/1
2009	L, 2-8	Auburn, Ala.	5/2
2009	L, 4-11	Auburn, Ala.	5/3
2010	W, 5-3	Oxford, Miss.	5/20
2010	W, 18-4	Oxford, Miss.	5/21
2010	W, 11-1	Oxford, Miss.	5/22
2010	L, 7-10 (10)	Hoover, Ala.	5/28
2011	W, 6-3	Auburn, Ala.	4/21
2011	L, 7-10	Auburn, Ala.	4/22
2011	W, 9-7	Auburn, Ala.	4/23
2012	L, 1-2	Oxford, Miss.	3/16
2012	W, 10-4	Oxford, Miss.	3/17
2012	W, 3-2	Oxford, Miss.	3/18
2013	L, 1-6	Auburn, Ala.	5/3
2013	W, 8-5	Auburn, Ala.	5/4
2013	W, 5-4	Auburn, Ala.	5/5
2014	L, 5-8 (13)	Oxford, Miss.	4/4
2014	L, 0-6	Oxford, Miss.	4/5
2014	L, 1-5	Oxford, Miss.	4/5
2015	W, 3-1	Auburn, Ala.	4/17
2015	L, 2-7	Auburn, Ala.	4/18
2015	W, 14-0	Auburn, Ala.	4/18
2016	L, 4-6	Oxford, Miss.	4/22
2016	L, 4-7	Oxford, Miss.	4/23
2016	L, 5-6	Oxford, Miss.	4/24
2017	W, 4-1	Auburn, Ala.	5/18
2017	W, 9-1	Auburn, Ala.	5/19
2017	L, 4-8	Auburn, Ala.	5/20
2017	W, 5-4	Hoover, Ala.	5/23

OPELIKA (AU leads, 4-1)

Year	Result	Location	Date
1949	W, 11-9	Opelika, Ala.	4/1
1950	W, 8-4	Opelika, Ala.	4/12
1950	L, 5-6	Opelika, Ala.	4/19
1951	W, 17-8	Opelika, Ala.	4/11
1951	W, 7-4	Opelika, Ala.	4/16

ORAL ROBERTS (AU leads, 2-1)

Year	Result	Location	Date
2016	L, 7-8	Auburn, Ala.	3/11
2016	W, 10-1	Auburn, Ala.	3/12
2016	W, 18-11	Auburn, Ala.	3/13

PENN (AU leads, 1-0)

Year	Result	Location	Date
1995	W, 2-1	Oklahoma City, Okla.	5/25

PENN ST. (AU leads, 3-0)

Year	Result	Location	Date
1995	W, 9-2	Auburn, Ala.	3/10
1995	W, 8-5	Auburn, Ala.	3/11
1995	W, 14-0	Auburn, Ala.	3/12

PEPPERDINE (AU trails, 1-0)

Year	Result	Location	Date
1993	L, 1-7	Orlando, Fla.	2/5

PHENIX CITY (AU leads, 1-0)

Year	Result	Location	Date
1946	W, 13-0	Phenix City, Ala.	5/11

PRESBYTERIAN (AU leads, 5-2)

Year	Result	Location	Date
2012	W, 18-2	Auburn, Ala.	5/8
2014	L, 6-10	Auburn, Ala.	2/28
2014	W, 3-0	Auburn, Ala.	3/1
2014	W, 12-5	Auburn, Ala.	3/2
2017	L, 8-11	Auburn, Ala.	3/10
2017	W, 7-5	Auburn, Ala.	3/11
2017	W, 8-0	Auburn, Ala.	3/12

PRINCETON (AU leads, 1-0)

Year	Result	Location	Date
2003	W, 5-2	Auburn, Ala.	5/30

PURDUE (AU leads, 6-3)

Year	Result	Location	Date
1940	W, 7-2	Auburn, Ala.	3/28
1940	L, 1-6	Auburn, Ala.	3/29
1941	W, 13-1	Auburn, Ala.	3/27
1941	L, 0-2	Auburn, Ala.	3/28
1941	W, 8-3	Auburn, Ala.	3/30
2007	W, 4-3	Auburn, Ala.	3/9
2007	W, 11-0	Auburn, Ala.	3/10
2007	W, 12-6	Auburn, Ala.	3/11
2012	L, 8-9	Auburn, Ala.	3/2

RADFORD (AU leads, 12-1)

Year	Result	Location	Date
1994	W, 4-2 (7)	Auburn, Ala.	5/10
1994	W, 7-3 (7)	Auburn, Ala.	5/10
1998	W, 19-3	Auburn, Ala.	3/10
1998	W, 12-1	Auburn, Ala.	3/11
1999	W, 8-3	Auburn, Ala.	2/26
1999	W, 7-5	Auburn, Ala.	2/27
1999	W, 15-0 (7)	Auburn, Ala.	2/28
2011	L, 6-8 (13)	Auburn, Ala.	2/25
2011	W, 3-2	Auburn, Ala.	2/26
2011	W, 2-0	Auburn, Ala.	2/27
2015	W, 3-2 (10)	Auburn, Ala.	2/21
2015	W, 6-1	Auburn, Ala.	2/21
2015	W, 6-0	Auburn, Ala.	2/22

RICE (AU leads, 1-0)

Year	Result	Location	Date
1997	W, 10-1	Omaha, Neb.	6/1

RICHMOND (AU leads, 5-0)

Year	Result	Location	Date
1986	W, 12-6	Auburn, Ala.	3/10
1986	W, 4-1	Auburn, Ala.	3/11
1987	W, 9-3	Auburn, Ala.	3/5
1988	W, 5-0	Auburn, Ala.	2/27
1988	W, 7-0	Auburn, Ala.	2/28

RIDER (AU leads, 4-0)

Year	Result	Location	Date
1967	W, 4-3	Omaha, NE	6/14
1988	W, 11-5	Auburn, Ala.	3/29
1988	W, 8-7	Auburn, Ala.	3/30
1988	W, 10-8	Auburn, Ala.	3/31

RIVERVIEW (AU leads, 1-0)

Year	Result	Location	Date
1942	W, 19-1	Riverview	5/1

RUTGERS (Series tied, 1-1)

Year	Result	Location	Date
1998	L, 15-17	Tallahassee, Fla.	5/21
1998	W, 7-4	Tallahassee, Fla.	5/23

SACRAMENTO ST. (AU trails, 2-1)

Year	Result	Location	Date
2016	W, 10-5	Auburn, Ala.	2/19
2016	L, 5-6	Auburn, Ala.	2/20
2016	L, 6-7	Auburn, Ala.	2/21

ST. LOUIS (NL) (AU trails, 0-1)

Year	Result	Location	Date
1935	L, 1-5	St. Louis, Mo.	4/4

SAMFORD (AU leads, 72-23-1)

Year	Result	Location	Date
1909	W, 7-1	Auburn, Ala.	4/1
1909	W, 19-5	Auburn, Ala.	4/2
1909	W, 7-5	Auburn, Ala.	4/3
1911	W	Auburn, Ala.	5/4
1911	W	Auburn, Ala.	5/5
1911	W	Auburn, Ala.	5/6
1919	L, 3-4	Auburn, Ala.	5/6
1919	W, 5-4	Auburn, Ala.	5/6
1920	T, 1-1	Auburn, Ala.	3/26
1920	W, 9-3	Auburn, Ala.	3/27
1924	L, 2-5	Auburn, Ala.	3/24
1924	W, 2-1	Auburn, Ala.	3/25
1924	W, 3-2	Birmingham, Ala.	4/25
1926	W, 8-0	Birmingham, Ala.	4/14
1930	W, 10-6	Auburn, Ala.	5/12
1930	W, 8-6	Birmingham, Ala.	5/15
1952	W, 8-3	Auburn, Ala.	4/3
1952	L, 7-8	Auburn, Ala.	4/9
1953	W, 4-3	Auburn, Ala.	4/9
1954	W, 16-7	Auburn, Ala.	3/22
1955	W, 6-4	Auburn, Ala.	3/25
1955	W, 10-6	Birmingham, Ala.	3/30
1957	W, 8-1	Auburn, Ala.	4/2
1958	L, 4-6	Auburn, Ala.	4/30
1959	L, 1-2	Auburn, Ala.	3/25
1959	W, 8-3	Auburn, Ala.	4/29
1961	L, 3-4	Auburn, Ala.	3/16
1961	W, 12-6	Birmingham, Ala.	4/10
1985	W, 22-7	Auburn, Ala.	2/27
1986	W, 16-2	Birmingham, Ala.	3/4
1986	W, 6-1	Birmingham, Ala.	4/1
1986	W, 11-8	Auburn, Ala.	4/15
1986	W, 8-3	Auburn, Ala.	4/15
1987	L, 6-11	Birmingham, Ala.	3/19

1987	W, 8-0	Auburn, Ala.	4/8
1987	L, 2-4	Auburn, Ala.	4/8
1987	W, 7-2	Auburn, Ala.	4/22
1988	W, 14-1	Birmingham, Ala.	3/23
1988	W, 8-3 (7)	Auburn, Ala.	4/5
1988	W, 14-0 (5)	Auburn, Ala.	4/5
1989	W, 10-0	Auburn, Ala.	4/13
1990	W, 7-6	Birmingham, Ala.	2/28
1990	W, 11-5	Auburn, Ala.	4/18
1991	W, 6-1	Hoover, Ala.	3/21
1991	W, 10-9	Auburn, Ala.	4/3
1992	W, 8-5	Birmingham, Ala.	3/19
1992	W, 6-4	Auburn, Ala.	4/8
1993	W, 5-1	Auburn, Ala.	2/13
1993	W, 13-3	Auburn, Ala.	2/14
1994	W, 12-3	Birmingham, Ala.	3/8
1994	W, 9-8	Auburn, Ala.	4/27



RESULTS VS. OPPONENTS

SOUTH ALA. (AU trails, 50-24)

Table with columns: Year, Result, Location, Date. Lists game results for South Alabama from 1968 to 2017.

SOUTH CAROLINA (AU trails, 46-25)

Table with columns: Year, Result, Location, Date. Lists game results for South Carolina from 1927 to 1998.

Table with columns: Year, Result, Location, Date. Lists game results for Auburn from 1998 to 2017.

SE LOUISIANA (AU leads, 2-0)

Table with columns: Year, Result, Location, Date. Lists game results for Southeast Louisiana from 1981 to 1981.

SE MISSOURI (AU leads, 2-1)

Table with columns: Year, Result, Location, Date. Lists game results for Southeast Missouri from 2010 to 2010.

SOUTHERN (AU leads, 2-1)

Table with columns: Year, Result, Location, Date. Lists game results for Southern from 2016 to 2016.

SOUTHERN (ALA) (AU leads, 7-3)

Table with columns: Year, Result, Location, Date. Lists game results for Southern (Alabama) from 1900 to 1917.

SO. BENEDICTINE (AU leads, 1-0)

Table with columns: Year, Result, Location, Date. Lists game results for Southern Benedictine from 1979 to 1979.

SOUTHERN ILLINOIS (AU trails, 0-1)

Table with columns: Year, Result, Location, Date. Lists game results for Southern Illinois from 1970 to 1970.

SOUTHERN MISS (AU leads, 5-2)

Table with columns: Year, Result, Location, Date. Lists game results for Southern Miss from 1968 to 2016.

SOUTH FLORIDA (AU leads, 2-1)

Table with columns: Year, Result, Location, Date. Lists game results for South Florida from 1989 to 1998.

SPRINGFIELD (AU trails, 0-1)

Table with columns: Year, Result, Location, Date. Lists game results for Springfield from 1967 to 1967.

SPRING HILL (AU leads, 8-1-1)

Table with columns: Year, Result, Location, Date. Lists game results for Spring Hill from 1926 to 1984.

STANFORD (AU trails, 4-0)

Table with columns: Year, Result, Location, Date. Lists game results for Stanford from 1967 to 1997.

STETSON (AU trails, 2-0)

Table with columns: Year, Result, Location, Date. Lists game results for Stetson from 2000 to 2000.

TALLADEGA (AU leads, 2-0)

Table with columns: Year, Result, Location, Date. Lists game results for Talladega from 1947 to 1947.

TALLASSEE (AU leads, 1-0)

Table with columns: Year, Result, Location, Date. Lists game results for Tallassee from 1939 to 1939.

TAMPA (AU leads, 3-1)

Table with columns: Year, Result, Location, Date. Lists game results for Tampa from 1950 to 1993.

TENNESSEE (AU leads, 92-39)

Table with columns: Year, Result, Location, Date. Lists game results for Tennessee from 1948 to 2014.

Table with columns: Year, Result, Location, Date. Lists game results for Auburn from 1967 to 2014.





RESULTS VS. OPPONENTS

2014	L, 6-8	Knoxville, Tenn.	3/23
2016	L, 4-13	Auburn, Ala.	4/14
2016	W, 2-0	Auburn, Ala.	4/15
2016	W, 7-6	Auburn, Ala.	4/16
2017	W, 3-2	Knoxville, Tenn.	4/13
2017	L, 4-5 (10)	Knoxville, Tenn.	4/14
2017	W, 8-1	Knoxville, Tenn.	4/15

TENNESSEE ST. (AU leads, 2-0)

Year	Result	Location	Date
1993	W, 8-1 (7)	Auburn, Ala.	5/4
1993	W, 3-0 (7)	Auburn, Ala.	5/4

TENNESSEE TECH (AU leads, 1-0)

Year	Result	Location	Date
2017	W, 5-3	Tallahassee, Fla.	6/3

TEXAS (AU leads, 2-0-1)

Year	Result	Location	Date
1912	W, 4-3	Auburn, Ala.	4/22
1912	T, 3-3	Auburn, Ala.	4/22
1995	W, 4-2	Oklahoma City, Okla.	5/28

TEXAS A&M (AU trails, 9-6)

Year	Result	Location	Date
2013	W, 6-4 (10)	College Station, Texas	4/5
2013	W, 10-5	College Station, Texas	4/6
2013	L, 1-4	College Station, Texas	4/7
2014	W, 4-0	Auburn, Ala.	3/14
2014	W, 5-2	Auburn, Ala.	3/15
2014	L, 0-9	Auburn, Ala.	3/15
2015	L, 2-6	College Station, Texas	3/13
2015	L, 4-10	College Station, Texas	3/14
2015	L, 1-6	College Station, Texas	3/15
2016	L, 8-12	Auburn, Ala.	3/19
2016	W, 9-7	Auburn, Ala.	3/19
2016	L, 10-12	Auburn, Ala.	3/20
2017	W, 2-1	College Station, Texas	4/7
2017	L, 3-6	College Station, Texas	4/8
2017	L, 1-3	College Station, Texas	4/9

TEXAS SOUTHERN (AU leads, 1-0)

Year	Result	Location	Date
2011	W, 11-1	Auburn, Ala.	4/27

TROY (AU leads, 55-22)

Year	Result	Location	Date
1935	W, 4-1	Auburn, Ala.	3/27
1935	L, 6-7	Troy, Ala.	4/16
1935	W, 10-7	Troy, Ala.	4/16
1936	W, 10-4	Auburn, Ala.	3/26
1936	W, 5-0	Auburn, Ala.	3/26
1936	W, 2-1	Auburn, Ala.	5/1
1936	W, 3-1	Auburn, Ala.	5/1
1937	W, 17-2	Auburn, Ala.	4/2
1937	L, 5-10	Auburn, Ala.	4/3
1937	W, 2-1 (5)	Troy, Ala.	4/21
1937	W, 12-4	Troy, Ala.	4/22
1938	W, 12-9	Auburn, Ala.	3/30
1938	W, 15-9	Auburn, Ala.	3/31
1938	W	Troy, Ala.	4/13
1938	W, 5-1	Troy, Ala.	4/14
1939	W, 4-3		3/31
1939	W, 13-4		4/24
1939	W, 6-5		4/24
1939	L, 3-5	Auburn, Ala.	4/21
1939	W, 12-0	Auburn, Ala.	4/21
1939	W, 4-1	Auburn, Ala.	4/18
1939	W, 4-1	Auburn, Ala.	4/20
1939	W, 3-2	Auburn, Ala.	4/30
1939	W, 6-2	Auburn, Ala.	4/16
1939	W, 6-5	Troy, Ala.	3/1
1939	W, 15-10	Auburn, Ala.	4/16
1939	L, 4-5	Troy, Ala.	3/3
1939	W, 14-12	Auburn, Ala.	5/4
1939	L, 5-6	Troy, Ala.	3/3
1939	L, 0-1	Auburn, Ala.	4/27
1939	W, 16-11	Troy, Ala.	3/30
1939	L, 9-14	Auburn, Ala.	4/25
1939	W, 12-6	Troy, Ala.	3/17
1939	L, 5-9	Auburn, Ala.	4/23
1939	W, 4-1	Auburn, Ala.	2/28
1939	W, 7-3	Auburn, Ala.	3/11
1939	W, 32-9	Auburn, Ala.	3/2
1939	L, 3-6	Montgomery, Ala.	5/2
1939	W, 11-7	Auburn, Ala.	3/1
1939	W, 6-2	Montgomery, Ala.	5/3
1939	W, 11-4	Montgomery, Ala.	3/2
1939	L, 2-9	Auburn, Ala.	5/1
1939	W, 10-7	Auburn, Ala.	2/20
1939	W, 10-0	Montgomery, Ala.	5/5
1939	L, 5-12	Auburn, Ala.	2/16
2000	W, 14-7	Auburn, Ala.	2/29

2000	W, 11-8 (10)	Montgomery, Ala.	3/28
2001	W, 4-3	Auburn, Ala.	2/13
2001	W, 5-0	Montgomery, Ala.	3/27
2002	W, 13-0	Auburn, Ala.	2/19
2002	L, 6-11	Montgomery, Ala.	4/30
2003	W, 5-1	Auburn, Ala.	2/25
2003	W, 13-2	Montgomery, Ala.	4/2
2004	W, 4-2	Auburn, Ala.	3/9
2004	L, 3-4	Montgomery, Ala.	3/17
2005	W, 12-2	Auburn, Ala.	2/22
2005	W, 4-3	Troy, Ala.	5/3
2006	W, 5-4 (10)	Auburn, Ala.	2/21
2006	L, 7-12	Troy, Ala.	3/28
2006	L, 6-7	Montgomery, Ala.	4/19
2007	W, 11-3	Auburn, Ala.	2/20
2007	L, 4-5 (16)	Troy, Ala.	4/25
2008	W, 6-4	Troy, Ala.	3/18
2008	L, 3-6	Auburn, Ala.	4/29
2009	W, 26-6	Auburn, Ala.	4/28
2009	W, 13-8	Troy, Ala.	4/29
2010	L, 4-5	Troy, Ala.	3/31
2010	W, 16-3	Auburn, Ala.	4/20
2011	W, 6-1	Auburn, Ala.	3/29
2011	L, 6-14	Troy, Ala.	4/5
2012	W, 7-4	Auburn, Ala.	4/17
2012	W, 7-0	Troy, Ala.	4/24
2013	L, 2-11	Troy, Ala.	3/26
2014	W, 6-0	Auburn, Ala.	4/8
2016	L, 3-4	Pensacola, Fla.	3/4
2016	W, 7-2	Auburn, Ala.	5/10
2017	L, 2-5	Auburn, Ala.	4/25

TULANE (AU leads, 17-8-1)

Year	Result	Location	Date
1904	PPD	Auburn, Ala.	5/5
1904	PPD	Auburn, Ala.	5/6
1904	PPD	Auburn, Ala.	5/7
1914	W, 8-3	Auburn, Ala.	4/17
1914	W, 1-0	Auburn, Ala.	4/18
1914	W, 8-6	Auburn, Ala.	4/18
1926	L, 2-4	New Orleans, La.	4/2
1926	W, 4-0	New Orleans, La.	4/3
1927	W, 12-3	Auburn, Ala.	4/1
1927	W, 6-0	Auburn, Ala.	4/2
1928	W, 6-1	Auburn, Ala.	3/30
1928	W, 9-3	New Orleans, La.	3/31
1929	L, 4-10	New Orleans, La.	3/29
1929	W, 17-1	New Orleans, La.	3/30
1930	W, 11-2	Auburn, Ala.	3/29
1930	W, 5-1	Auburn, Ala.	3/29
1951	L, 5-7	New Orleans, La.	4/4
1951	W, 8-4	New Orleans, La.	4/5
1952	L, 7-10		4/11
1952	L, 7-7		4/12
1953	L, 2-8	New Orleans, La.	3/21
1968	W, 4-2	Auburn, Ala.	4/12
1968	W, 11-0	Auburn, Ala.	4/13
1970	L, 1-3	New Orleans, La.	3/22
1992	W, 3-1	Mobile, Ala.	3/8
1994	W, 5-2	New Orleans, La.	2/20
1999	L, 5-7	Tallahassee, Fla.	5/30
1999	W, 13-9	Tallahassee, Fla.	5/30
2000	L, 8-11	New Orleans, La.	2/18

TUSKEGEE (AU leads, 1-0)

Year	Result	Location	Date
1978	W, 19-10	Auburn, Ala.	5/2

UAB (AU leads, 47-10)

Year	Result	Location	Date
1979	L, 4-5 (13)	Birmingham, Ala.	4/19
1979	W, 12-2	Auburn, Ala.	5/8
1980	L, 1-5	Auburn, Ala.	4/24
1980	L, 2-3 (10)	Birmingham, Ala.	5/6
1981	W, 6-5	Birmingham, Ala.	4/4
1981	W, 4-3	Auburn, Ala.	4/22
1982	W, 13-1	Auburn, Ala.	4/27
1983	L, 5-6	Birmingham, Ala.	4/12
1983	W, 17-6	Auburn, Ala.	4/26
1984	L, 1-18	Birmingham, Ala.	4/24
1984	W, 7-4	Auburn, Ala.	5/1
1985	W, 14-11	Birmingham, Ala.	3/7
1985	W, 9-8	Auburn, Ala.	4/9
1985	W, 17-9	Birmingham, Ala.	3/12
1986	W, 11-5	Auburn, Ala.	3/27
1987	W, 23-2	Birmingham, Ala.	2/25
1987	W, 8-2	Auburn, Ala.	4/29
1988	W, 4-1	Auburn, Ala.	5/4
1989	W, 4-1	Auburn, Ala.	4/26
1990	W, 11-6	Auburn, Ala.	3/7
1990	L, 1-2	Birmingham, Ala.	3/27
1991	W, 6-5 (11)	Auburn, Ala.	4/30
1991	L, 4-5	Hoover, Ala.	5/1
1992	W, 8-1	Auburn, Ala.	4/29
1992	W, 5-2	Birmingham, Ala.	4/30
1993	W, 20-1	Auburn, Ala.	4/13

1993	W, 4-1	Hoover, Ala.	4/21
1993	W, 5-1	Auburn, Ala.	4/28
1994	L, 3-9	Birmingham, Ala.	3/23
1994	W, 7-2	Birmingham, Ala.	4/26
1994	W, 9-3	Auburn, Ala.	5/11
1995	W, 9-6	Birmingham, Ala.	3/2
1995	W, 16-2	Birmingham, Ala.	3/22
1995	W, 10-3	Auburn, Ala.	4/18
1995	W, 8-5	Auburn, Ala.	4/19
1996	W, 2-1 (10)	Birmingham, Ala.	3/20
1996	L, 3-5	Auburn, Ala.	4/30
1997	W, 9-7	Birmingham, Ala.	3/25
1997	W, 9-8	Auburn, Ala.	4/16
1998	W, 4-3	Auburn, Ala.	3/24
1998	W, 8-4	Birmingham, Ala.	4/1
1999	W, 17-5	Auburn, Ala.	4/6
2000	W, 6-0	Birmingham, Ala.	2/9
2000	W, 11-6	Auburn, Ala.	2/16
2001	W, 15-3	Auburn, Ala.	4/25
2001	W, 12-2	Birmingham, Ala.	5/1
2002	W, 13-1	Birmingham, Ala.	3/5
2002	W, 9-2	Auburn, Ala.	3/19
2003	W, 4-2	Auburn, Ala.	4/15
2004	W, 13-6	Birmingham, Ala.	3/23
2004	W, 5-2	Auburn, Ala.	4/6
2011	W, 6-0	Auburn, Ala.	2/20
2014	W, 6-5	Auburn, Ala.	5/13
2015	W, 6-4	Birmingham, Ala.	3/17
2016	W, 4-1	Auburn, Ala.	5/17
2017	W, 4-0	Auburn, Ala.	3/14
2017	L, 2-8	Birmingham, Ala.	5/9

VALDOSTA ST. (Series tied, 1-1)

Year	Result	Location	Date
1977	W, 8-4	Valdosta, Ga.	
1977	L, 9-10	Auburn, Ala.	4/21

VALLEY (AU trails, 0-1)

Year	Result	Location	Date
1948	L, 2-6	Valley, Ala.	

VANDERBILT (AU leads, 93-60)

Year	Result	Location	Date
1912	W, 7-6	Auburn, Ala.	3/29
1912	L, 6-7 (11)	Auburn, Ala.	3/30
1922	W, 10-7	Montgomery, Ala.	5/1
1922	L, 1-3	Auburn, Ala.	5/2
1923	L, 11-23	Nashville, Tenn.	4/16
1923	L, 2-8	Nashville, Tenn.	4/17
1924	L, 11-19	Nashville, Tenn.	4/11
1924	L, 0-4	Nashville, Tenn.	4/12
1925	W, 7-3	Auburn, Ala.	4/17
1925	L, 5-7	Auburn, Ala.	4/18
1926	L, 6-9	Nashville, Tenn.	4/16
1926	W, 8-4	Nashville, Tenn.	4/17
1927	W, 4-0	Auburn, Ala.	4/29
1927	W, 6-4	Auburn, Ala.	4/30
1927	L, 1-2	Nashville, Tenn.	5/6
1929	L, 6-8	Auburn, Ala.	5/3
1929	W, 7-6	Auburn, Ala.	5/3
1931	W, 19-1	Auburn, Ala.	5/15
1931	W, 3-1	Auburn, Ala.	5/16
1948	W, 4-1	Auburn, Ala.	5/14
1948	W, 9-7	Auburn, Ala.	5/15
1948	W, 7-3	Nashville, Tenn.	5/21
1948	W, 13-0	Nashville, Tenn.	5/22
1949	L, 1-6	Auburn, Ala.	4/30
1949	W, 3-2	Auburn, Ala.	4/30
1950	W, 16-4	Nashville, Tenn.	5/15
1950	W, 12-3	Nashville, Tenn.	5/16
1950	W, 9-4	Auburn, Ala.	5/19
1950	W, 12-4	Auburn, Ala.	5/20
1955	W, 12-2	Auburn, Ala.	4/8
1955	W, 4-2	Auburn, Ala.	4/9
1955	L, 10-12	Nashville, Tenn.	4/15
1955	L, 5-6	Nashville, Tenn.	4/16
1958	W, 25-4	Auburn, Ala.	4/4
1958	W, 1-0	Auburn, Ala.	4/5
1958	W, 8-0	Auburn, Ala.	4/5
1959	W, 15-4		4/3
1959	W, 8-3		4/4
1959	W, 10-4		4/4
1961	L, 2-4	Nashville, Tenn.	4/17
1961	W, 10-0	Nashville, Tenn.	4/18
1962	W, 13-3	Auburn, Ala.	3/20
1963	W, 5-3		4/19
1963	W, 14-6		4/20
1964	W, 6-2		3/20
1964	W, 5-0		3/21
1965	W, 13-4		4/16
1965	W, 24-9		4/17
1966	W, 11-0	Auburn, Ala.	3/18
1966	W, 8-5	Auburn, Ala.	3/19
1967	W, 5-3	Nashville, Tenn.	4/3
1967			



RESULTS VS. OPPONENTS

2016 L, 3-4 Nashville, Tenn. 5/21

VIRGINIA (AU leads, 9-5)

Year	Result	Location	Date
1920	L, 0-1	Charlottesville, VA	4/21
1920	W, 4-0	Charlottesville, VA	4/22
1947	L, 0-3	Charlottesville, VA	6/8
1985	L, 8-9	Auburn, Ala.	3/11
1985	W, 8-5	Auburn, Ala.	3/12
1985	W, 12-11	Auburn, Ala.	3/13
1987	W, 4-2	Auburn, Ala.	3/10
1987	W, 7-4	Auburn, Ala.	3/11
1988	L, 8-13	Auburn, Ala.	3/16
1999	W, 11-2	Orlando, Fla.	1/30
2003	W, 14-13	Auburn, Ala.	2/14
2003	W, 5-3	Auburn, Ala.	2/15
2003	W, 7-5	Auburn, Ala.	2/16
2011	L, 2-13	Auburn, Ala.	2/19

VCU (AU leads, 23-2)

Year	Result	Location	Date
1996	W, 10-1	Auburn, Ala.	2/9
1996	W, 7-3	Auburn, Ala.	2/10
1996	W, 9-2	Auburn, Ala.	2/11
1998	W, 12-3	Auburn, Ala.	2/13
1998	W, 4-1	Auburn, Ala.	2/14
1998	W, 13-4	Auburn, Ala.	2/15
1999	W, 7-2	Auburn, Ala.	3/9
1999	W, 12-4	Auburn, Ala.	3/10
2000	W, 7-6	Auburn, Ala.	2/25
2000	W, 11-6	Auburn, Ala.	2/26
2000	L, 3-7	Auburn, Ala.	2/27
2001	W, 6-2	Auburn, Ala.	2/23
2001	W, 5-4	Auburn, Ala.	2/24
2002	W, 11-3	Auburn, Ala.	2/8
2002	W, 9-4	Auburn, Ala.	2/9
2002	W, 8-2	Auburn, Ala.	2/10
2003	W, 5-4	Auburn, Ala.	2/7
2003	L, 2-5	Auburn, Ala.	2/8
2003	W, 5-0	Auburn, Ala.	2/9
2004	W, 9-3	Auburn, Ala.	3/5
2004	W, 7-0	Auburn, Ala.	3/6
2004	W, 4-3	Auburn, Ala.	3/7
2005	W, 4-3	Auburn, Ala.	2/18
2005	W, 11-0	Auburn, Ala.	2/19
2005	W, 6-4	Auburn, Ala.	2/20

VMI (AU leads, 17-3)

Year	Result	Location	Date
1920	W, 7-2	Lexington City, Va.	4/24
1990	W, 11-1	Auburn, Ala.	3/15
1996	W, 14-0 (7)	Auburn, Ala.	2/17
1996	W, 6-0	Auburn, Ala.	2/17
1996	W, 14-3	Auburn, Ala.	2/18
1997	W, 14-2	Auburn, Ala.	4/8
1997	W, 17-3	Auburn, Ala.	4/9
1998	W, 19-7 (7)	Auburn, Ala.	4/7
2005	W, 5-4	Auburn, Ala.	3/11
2005	W, 12-0	Auburn, Ala.	3/12
2005	W, 4-3	Auburn, Ala.	3/13
2006	W, 7-0	Auburn, Ala.	2/3
2006	L, 5-8	Auburn, Ala.	2/4
2006	L, 8-10	Auburn, Ala.	2/5
2007	L, 3-7	Auburn, Ala.	3/13
2007	W, 10-8	Auburn, Ala.	3/14
2008	W, 9-3	Auburn, Ala.	3/6
2008	W, 6-4	Auburn, Ala.	3/7
2008	W, 10-1	Auburn, Ala.	3/8
2008	W, 6-5	Auburn, Ala.	3/9

VIRGINIA TECH (AU leads, 1-0)

Year	Result	Location	Date
1994	W, 7-0	Clemson, S.C.	5/26

WASH. & LEE (AU leads, 2-1)

Year	Result	Location	Date
1920	L, 4-6	Lexington City, Va.	4/23
1921	W, 4-0	Lexington City, Va.	4/20
1921	W, 6-1	Lexington City, Va.	4/21

WAKE FOREST (AU leads, 2-0)

Year	Result	Location	Date
1966	W, 12-5	Auburn, Ala.	4/2
1999	W, 7-3	Montgomery, Ala.	3/5

WEST ALABAMA (AU leads, 7-0)

Year	Result	Location	Date
1977	W, 7-2	Auburn, Ala.	4/6
1978	W, 13-9	Auburn, Ala.	3/30
1979	W, 8-0	Auburn, Ala.	5/2
1981	W, 4-1 (6)	Auburn, Ala.	3/4
1982	W, 13-9	Auburn, Ala.	5/5

1984 W, 9-7 3/22
1985 W, 12-6 4/20

W. CAROLINA (AU leads, 19-6)

Year	Result	Location	Date
1988	W, 3-0	Auburn, Ala.	2/12
1988	W, 7-3	Auburn, Ala.	2/13
1988	L, 1-4	Auburn, Ala.	2/14
1988	W, 1-0 (7)	Auburn, Ala.	2/14
1989	W, 15-2	Auburn, Ala.	2/10
1989	L, 2-3 (7)	Auburn, Ala.	2/10
1989	W, 8-3 (7)	Auburn, Ala.	2/11
1989	W, 15-2	Auburn, Ala.	2/12
1989	W, 16-6	Auburn, Ala.	5/20
1989	W, 5-3	Auburn, Ala.	5/20
1990	L, 3-9 (7)	Auburn, Ala.	2/10
1990	L, 2-4 (7)	Auburn, Ala.	2/10
1990	W, 9-6 (7)	Auburn, Ala.	2/11
1990	L, 9-13 (8)	Auburn, Ala.	2/11
1991	W, 17-16	Auburn, Ala.	2/8
1991	W, 9-2 (7)	Auburn, Ala.	2/9
1991	L, 3-4 (7)	Auburn, Ala.	2/9
1991	W, 13-6	Auburn, Ala.	2/10
1997	W, 11-3	Tallahassee, Fla.	5/22
2001	W, 14-1	Auburn, Ala.	2/2
2001	W, 4-2	Auburn, Ala.	2/3
2001	W, 5-4	Auburn, Ala.	2/4
2004	W, 5-4	Auburn, Ala.	2/13
2004	W, 4-1	Auburn, Ala.	2/14
2004	W, 6-0	Auburn, Ala.	2/15

WESTERN KENTUCKY (AU leads, 3-0)

Year	Result	Location	Date
1979	W, 17-1	Auburn, Ala.	3/8
2009	W, 11-7	Auburn, Ala.	3/11
2011	W, 13-8	Charleston, S.C.	3/6

WESTERN MICH. (AU trails, 0-2)

Year	Result	Location	Date
1971	L, 6-7		3/22
1971	L, 9-11		3/23

WEST FLORIDA (AU trails, 0-4)

Year	Result	Location	Date
1991	L, 1-3	Auburn, Ala.	2/16
1992	L, 6-9	Auburn, Ala.	2/21
1992	L, 1-2	Auburn, Ala.	2/22
1993	L, 0-2	Auburn, Ala.	3/8

WEST GEORGIA (AU leads, 12-0)

Year	Result	Location	Date
1969	W, 2-1	Auburn, Ala.	3/29
1971	W, 6-4		3/27
1971	W, 10-0		3/27
1972	W, 10-2	Auburn, Ala.	3/20
1972	W, 9-0	Auburn, Ala.	3/21
1987	W, 11-3 (7)	Auburn, Ala.	3/1
1987	W, 10-2 (7)	Auburn, Ala.	3/1
1988	W, 11-6	Auburn, Ala.	3/22
1989	W, 7-2 (7)	Auburn, Ala.	4/3
1989	W, 17-2 (7)	Auburn, Ala.	4/3
1992	W, 6-4	Auburn, Ala.	4/1
1993	W, 5-2 (7)	Auburn, Ala.	4/14

WEST VIRGINIA (AU leads, 3-2)

Year	Result	Location	Date
1963	L, 1-2	Gastonia, N.C.	5/29
1967	W, 8-3	Gastonia, N.C.	6/2
1970	W, 2-1	Auburn, Ala.	3/9
1970	L, 0-3	Auburn, Ala.	3/10
1999	W, 13-4	Montgomery, Ala.	3/6

WV WESLEYAN (AU leads, 2-0)

Year	Result	Location	Date
1915	W, 6-3	Auburn, Ala.	4/3
1915	W, 2-0	Auburn, Ala.	4/3

WILLIAM & MARY (AU leads, 1-0)

Year	Result	Location	Date
1997	W, 10-8	Auburn, Ala.	3/12

WINTHROP (AU leads, 7-2)

Year	Result	Location	Date
1995	L, 1-11	Auburn, Ala.	3/10
1996	W, 5-1	Auburn, Ala.	2/20
1996	L, 8-9 (13)	Auburn, Ala.	2/21
1997	W, 13-7	Auburn, Ala.	2/25
1997	W, 5-3	Auburn, Ala.	2/26
1998	W, 9-5	Auburn, Ala.	2/10
1999	W, 8-6	Tallahassee, Fla.	5/29

2000 W, 6-3 Auburn, Ala. 2/5
2000 W, 11-5 Auburn, Ala. 2/6

WOFFORD (AU leads, 2-1)

Year	Result	Location	Date
1920	L, 2-3	Spartanburg, S.C.	4/19
1920	W, 5-4	Spartanburg, S.C.	4/20
2013	W, 7-4	Auburn, Ala.	4/3

XAVIER (AU leads, 3-0)

Year	Result	Location	Date
2015	W, 7-2	Auburn, Ala.	3/6
2015	W, 3-2 (11)	Auburn, Ala.	3/7
2015	W, 10-6	Auburn, Ala.	3/8

YALE (Series tied, 1-1)

Year	Result	Location	Date
1921	L, 1-4	Auburn, Ala.	3/25
1923	W, 4-0	Macon, Ga.	4/2





COACHING RECORDS SINCE 1949

COACHING RECORDS SINCE 1949

VICTORIES


Coach	Years	Overall			Pct.
		W	L	T	
Hal Baird	(16) 1985-00	634	328	0	.659
Paul Nix	(22) 1963-84	515	376	0	.578
John Pawlowski	(5) 2009-13	167	126	0	.570
Steve Renfro	(4) 2001-04	145	92	0	.612
Tom Slater	(4) 2005-08	115	113	0	.504
Dick McGowen	(7) 1951-57	90	76	2	.542
Sunny Golloway	(2) 2014-15	64	54	0	.542
Butch Thompson	(2) 2016-17	60	59	0	.504
Erk Russell	(4) 1959-62	59	37	1	.613
Johnny Williamson	(2) 1949-50	21	23	0	.477
Joe Connally	(1) 1958	17	8	0	.680

WINNING PERCENTAGE

Coach	Years	Overall			Pct.
		W	L	T	
Joe Connally	(1) 1958	17	8	0	.680
Hal Baird	(16) 1985-00	634	328	0	.659
Erk Russell	(4) 1959-62	59	37	1	.613
Steve Renfro	(4) 2001-04	145	92	0	.612
Paul Nix	(22) 1963-84	515	376	0	.578
John Pawlowski	(5) 2009-13	167	126	0	.570
Dick McGowen	(7) 1951-57	90	76	2	.542
Sunny Golloway	(2) 2014-15	64	54	0	.542
Tom Slater	(4) 2005-08	115	113	0	.504
Butch Thompson	(2) 2016-17	60	59	0	.504
Sunny Golloway	(1) 2013	28	28	0	.500
Johnny Williamson	(2) 1949-50	21	23	0	.477

GAMES COACHED

Coach	Years	Games	Overall		
			W	L	T
Hal Baird	(16) 1985-00	962	634	328	0
Paul Nix	(22) 1963-84	891	515	376	0
John Pawlowski	(5) 2009-13	293	167	126	0
Steve Renfro	(4) 2001-04	237	145	92	0
Tom Slater	(4) 2005-08	228	115	113	0
Dick McGowen	(7) 1951-57	168	90	76	2
Butch Thompson	(2) 2016-17	119	60	59	0
Sunny Golloway	(2) 2014-15	118	64	54	0
Erk Russell	(4) 1959-62	97	59	37	1
Johnny Williamson	(2) 1949-50	44	21	23	0
Joe Connally	(1) 1958	25	17	8	0





YEAR-BY-YEAR STANDINGS

Year	Overall	Pct.	SEC	Pct.	SEC* Finish	Coach
1895	0-1	.000				
1896	2-2	.500				
1897	1-4	.200				
1898	0-2	.000				
1899	2-5	.286				
1900	3-3	.500				
1901	1-7	.125				
1902	0-5	.000				
1903	1-6	.142				
1904	2-9	.182				
1905	9-3	.750			SIAA Champs	
1906	11-3	.786				
1907	10-6-1	.606				
1908	14-5-1	.718				
1909	14-6-1	.683				
1910	8-6	.571				
1911	8-11	.421				
1912	7-9-1	.424				
1913	11-6	.647				
1914	10-7	.588				
1915	9-5-3	.581				
1916	17-4	.810				
1917	9-5	.643				
1918	7-5	.583			SIAA Champs	
1919	8-7-1	.516				
1920	16-5-3	.711			SIAA Champs	
1921	18-4	.818				
1922	8-10	.444				
1923	8-10-4	.400				
1924	8-10-4	.400				
1925	5-15	.250				
1926	21-7	.750				
1927	14-6-1	.683				
1928	17-5-2	.739				
1929	11-9-1	.537				
1930	13-7	.650				
1931	18-4	.818			SIAA Champs	
1932	11-4-1	.710				
1933	8-5-1	.593	5-4	.566	3rd	Sam McAllister
1934	10-8-1	.553	3-4	.429	6th	Herschel Bobo/Del Morgan
1935	7-14	.250	6-5	.545	3rd	Del Morgan
1936	13-5	.722	5-5	.500	t3rd	Del Morgan
1937	21-4-1	.824	8-1	.889	1st	Del Morgan
1938	12-10	.545	5-7	.417	6th	Del Morgan
1939	16-10	.615	10-4	.714	2nd	Del Morgan
1940	15-8-1	.638	4-5	.444	5th	Porter Grant
1941	12-11-1	.511	5-5	.500	5th	Jimmy Hitchcock
1942	10-8	.556	4-4	.500	5th	Jimmy Hitchcock
1943	8-3	.727	3-1	.750	3rd	Bob Evans
1944					DID NOT FIELD TEAM	
1945					DID NOT FIELD TEAM	
1946	11-4	.733	5-3	.625	4th	Bob Evans
1947	17-7	.708	11-5	.688	2nd	Danny Doyle
1948	16-9	.640	14-5	.737	2nd	Danny Doyle
1949	9-10	.474	6-10	.375	8th	Johnny Williamson
1950	12-13	.480	8-11	.421	9th	Johnny Williamson
1951	14-11	.560	8-8	.500	6th	Dick McGowen
1952	13-11-2	.519	10-8-2	.579	5th	Dick McGowen
1953	9-12	.429	6-12	.333	11th	Dick McGowen
1954	17-5	.773	8-5	.615	4th	Dick McGowen
1955	9-16	.360	5-15	.333	9th	Dick McGowen
1956	12-11	.522	9-7	.563	5th	Dick McGowen
1957	16-10	.615	11-4	.733	2nd	Dick McGowen
1958	17-8	.680	12-3	.800	1st	Joe Connally
1959	15-11-1	.574	8-4	.667	t2ndE	Erik Russell
1960	15-8	.652	10-6	.623	2ndE	Erik Russell
1961	14-11	.560	12-6	.667	1stE	Erik Russell
1962	15-7	.682	11-5	.688	2ndE	Erik Russell
1963	17-8	.680	15-3	.810	1st	Paul Nix
1964	21-7	.750	13-5	.722	1stE	Paul Nix
1965	13-7	.650	10-3	.769	1stE	Paul Nix
1966	14-9	.560	6-7	.462	4thE	Paul Nix
1967	32-10!	.762	15-2	.882	1st	Paul Nix
1968	22-12	.647	9-6	.600	3rdE	Paul Nix
1969	20-17	.541	7-10	.412	5thE	Paul Nix
1970	17-16	.515	9-6	.600	3rdE	Paul Nix
1971	23-16	.590	9-7	.563	2ndE	Paul Nix
1972	18-17	.514	7-6	.538	t2ndE	Paul Nix
1973	20-19	.513	7-9	.438	5thE	Paul Nix
1974	31-13	.705	11-6	.647	2ndE	Paul Nix
1975	24-21	.533	7-9	.438	t4thE	Paul Nix
1976	37-15!	.712	12-7	.632	1st	Paul Nix
1977	28-18	.609	11-9	.550	t2ndW	Paul Nix
1978	33-21	.611	15-8	.652	1st#	Paul Nix
1979	21-21	.500	7-14	.333	4thW	Paul Nix
1980	27-24	.529	15-8	.652	1stW	Paul Nix
1981	27-27	.500	7-16	.304	5thW	Paul Nix
1982	27-20-1	.573	8-13-1	.386	5thW	Paul Nix
1983	16-34	.320	4-18	.182	5thW	Paul Nix
1984	27-24	.529	8-14	.364	4thW	Paul Nix

Year	Overall	Pct.	SEC	Pct.	SEC* Finish	Coach
1985	30-22	.577	11-12	.478	3rdW	Hal Baird
1986	31-24	.564	15-12	.517	3rd	Hal Baird
1987	42-18	.700	18-9	.667	2nd	Hal Baird
1988	39-16	.709	16-10	.615	4th	Hal Baird
1989	44-20	.688	12-12	.500	6th#	Hal Baird
1990	34-24	.586	13-13	.500	4th	Hal Baird
1991	35-24	.593	14-12	.538	5th	Hal Baird
1992	30-25	.545	10-14	.417	4thW	Hal Baird
1993	40-23	.635	17-11	.607	2ndW	Hal Baird
1994	44-21!	.677	16-13	.552	3rdW	Hal Baird
1995	50-13	.794	19-8	.704	1stW	Hal Baird
1996	32-24	.571	12-18	.400	5thW	Hal Baird
1997	50-17!	.746	17-12	.586	4thW	Hal Baird
1998	46-18	.719	16-12	.571	3rdW#	Hal Baird
1999	46-19	.708	18-12	.600	4thW	Hal Baird
2000	41-20	.672	17-13	.567	3rdW	Hal Baird
2001	37-21	.638	15-15	.500	4thW	Steve Renfro
2002	34-26	.600	15-15	.500	3rdW	Steve Renfro
2003	42-21	.667	18-12	.600	2ndW	Steve Renfro
2004	32-24	.571	12-18	.400	5thW	Steve Renfro
2005	34-26	.567	13-17	.433	T-5thW	Tom Slater
2006	22-34	.393	9-21	.300	6th W	Tom Slater
2007	31-25	.554	10-20	.333	6th W	Tom Slater
2008	28-28	.500	11-19	.367	5th W	Tom Slater
2009	31-25	.554	11-19	.367	5th W	John Pawlowski
2010	43-21	.672	20-10	.667	1st W	John Pawlowski
2011	29-29	.500	14-16	.467	T-2nd W	John Pawlowski
2012	31-28	.525	13-17	.433	5th W	John Pawlowski
2013	33-23	.589	13-17	.433	7th W	John Pawlowski
2014	28-28	.500	10-20	.333	7th W	Sunny Galloway
2015	36-26	.581	13-17	.433	5th W	Sunny Galloway
2016	23-33	.411	8-22	.267	6th W	Butch Thompson
2017	37-26	.587	16-14	.533	5th W	Butch Thompson
TOTAL	2400-1626-33	.595	886-830-3	.516		121 seasons all-time

* Finish in SEC East (1959-1975) and SEC West from (1976-1985)

Won postseason SEC Tournament

! NCAA College World Series

Below are Auburn's all-time end-of-season rankings (highest ranking listed)


YEAR	FINAL RANK	POLL(S)	YEAR	FINAL RANK	POLL(S)
1964	12TH	CB	1998	9TH	BA
1967	2ND	CB	1999	11TH	ESPN
1976	8TH	CB	2000	20TH	ESPN
1987	14TH	BA	2003	17TH	ESPN
1988	19TH	BM	2010	19TH	BA/ESPN/NCBWA
1989	17TH	BA	2017	25TH	BA
1993	23RD	BA			
1994	8TH	ESPN/CB			
1995	9TH	CB/BA			
1997	5TH	BA			

CB - Collegiate Baseball; BA - Baseball America;
BM - Baseball Magazine; ESPN - USA Today/
ESPN; NCBWA - National Collegiate Baseball Writers
Association





COLLEGE WORLD SERIES



1967

Paul Nix, 32-10

Omaha, NE 3rd

Ohio State.....	1-0	W
Stanford.....	3-6	L
Rider.....	4-3	W
Stanford (7 inn./rain).....	3-5	L



1976

Paul Nix, 37-15

Omaha, NE T-7th

Clemson.....	4-9	L
Maine.....	8-9	L




1994

Hal Baird, 44-21

Omaha, NE T-7th

Oklahoma.....	4-5	L
Miami (Fla.).....	5-7	L



1997

Hal Baird, 50-17

Omaha, NE T-5th

Stanford.....	3-8	L
Rice.....	10-1	W
Stanford.....	4-11	L

CWS LINESCORES

1967

Auburn 1, Ohio State 0 • June 12

OSU.....	000	000	000	-	0	5	2
AU.....	100	000	00X	-	1	5	3

W: Lowe (14-1), L: Boggs (4-1)

Stanford 6, Auburn 3 • June 13

AU.....	000	102	000	-	3	8	3
SU.....	310	000	20X	-	6	7	1

W: Vance (11-0), L: Blauser (5-5)

Auburn 4, Rider 3 • June 14

RC.....	000	011	100	-	3	10	6
AU.....	000	102	001	-	4	6	2

W: Lowe (15-1), L: Mischik (7-3)

Stanford 5, Auburn 3 • June 15

AU.....	010	001	1	-	3	7	3
SU.....	100	400	0	-	5	5	0

W: Hamm, L: Boverit

1976

Clemson 9, Auburn 4 • June 11

AU.....	000	111	001	-	4	10	2
CU.....	000	502	11X	-	9	10	1

W: Porter (12-0), L: Hudson (10-5)

Maine 9, Auburn 8 • June 12

AU.....	410	030	000	-	8	13	2
UM.....	230	202	00X	-	9	12	4

W: LaCasse (7-1), L: Leach (8-5)

1994

Oklahoma 9, Auburn 4 • June 4

AU.....	000	000	031	-	4	12	1
OU.....	020	100	11X	-	5	11	2

W: Redman (13-3), L: Powell (5-4)
S: Buckles (13)

Miami 7, Auburn 5 • June 6

UM.....	400	000	300	-	7	8	6
AU.....	001	012	010	-	5	12	2

W: Westfall (3-0), L: Humphreys (13-4)
S: Tessmer (3)

1997

Stanford 8, Auburn 3 • May 30

AU.....	000	201	000	-	3	6	3
SU.....	010	050	02X	-	8	12	1

W: Hutchinson (8-3), L: Hebson (11-4)
S: Austin (4)

Auburn 10, Rice 1 • June 1

RU.....	000	001	000	-	1	4	1
AU.....	014	203	00X	-	10	11	0

W: Hudson (15-2), L: Bess (3-3)

Stanford 11, Auburn 4 • June 3

SU.....	300	104	102	-	11	13	2
AU.....	004	000	000	-	4	8	3

W: Austin (5-2), L: Dunham (5-2)

AUBURN VS. CWS OPPONENTS

Clemson.....	0-1
Maine.....	0-1
Miami (Fla.).....	0-1
Ohio State.....	1-0
Oklahoma.....	0-1
Rice.....	1-0
Rider.....	1-0
Stanford.....	0-4
8 Opponents.....	3-8



NCAA REGIONALS

REGIONAL RESULTS

Year	Opponent	Score	Result	Location
1963	West Virginia	1-2	L	Gastonia, NC
	Florida State	3-4	L	Gastonia, NC
1967	West Virginia	8-3	W	Gastonia, NC
	Florida State	13-2	W	Gastonia, NC
	Clemson	2-3	L	Gastonia, NC
1976	Clemson	6-5	W	Gastonia, NC
	Middle Tenn. St.	10-5	W	Tallahassee, FL
	Florida State	2-1	W	Tallahassee, FL
1978	Jacksonville	7-5	W	Tallahassee, FL
	Memphis State	14-10	W	Auburn, AL
	North Carolina	2-3	L	Auburn, AL
1987	Memphis State	5-6	L	Auburn, AL
	Seton Hall	22-1	W	Huntsville, AL
	Middle Tenn. St.	5-3	W	Huntsville, AL
1989	Seton Hall	6-15	L	Huntsville, AL
	Clemson	3-6	L	Huntsville, AL
	South Florida	9-3	W	Tallahassee, FL
	Clemson	14-7	W	Tallahassee, FL
1993	Florida State	6-7	L	Tallahassee, FL
	Clemson	1-11	L	Tallahassee, FL
	Arizona	9-1	W	Stillwater, OK
	Oklahoma St.	10-14	L	Stillwater, OK
1994	N. C. State	2-13	L	Stillwater, OK
	Virginia Tech	7-0	W	Clemson, SC
	Old Dominion	11-8 [10]	W	Clemson, SC
1995	Clemson	11-5	W	Clemson, SC
	Notre Dame	8-0	W	Clemson, SC
	Pennsylvania	2-1	W	Oklahoma City, OK
1997	Ohio State	8-6	W	Oklahoma City, OK
	Oklahoma	8-9	L	Oklahoma City, OK
	Texas	4-2	W	Oklahoma City, OK
	Oklahoma	1-3	L	Oklahoma City, OK
	Western Carolina	11-3	W	Tallahassee, FL
1998	South Florida	9-0	W	Tallahassee, FL
	Florida State	8-7	W	Tallahassee, FL
	Florida State	7-9	L	Tallahassee, FL
	Florida State	5-2	W	Tallahassee, FL
	Rutgers	15-17	L	Tallahassee, FL
	Liberty	3-2	W	Tallahassee, FL
	Rutgers	7-4	W	Tallahassee, FL
1999	Oklahoma	9-8	W	Tallahassee, FL
	Florida State	10-16	L	Tallahassee, FL
	N. C. State	9-7	W	Auburn, AL
	Winthrop	8-6	W	Auburn, AL
2000	Tulane	5-7	L	Auburn, AL
	Tulane	13-9	W	Auburn, AL
	Stetson	5-9	L	Atlanta, GA
2001	Georgia Southern	11-5	W	Atlanta, GA
	Stetson	10-13	L	Atlanta, GA
	Jacksonville	8-7	W	Tallahassee, FL
2002	Florida State	6-10	L	Tallahassee, FL
	Jacksonville	3-2	W	Tallahassee, FL
	Florida State	6-9	L	Tallahassee, FL
2003	Florida Atlantic	11-16	L	Tuscaloosa, AL
	Alabama	3-6	L	Tuscaloosa, AL
	Princeton	5-2	W	Auburn, AL
2005	Ohio State	2-6	L	Auburn, AL
	Clemson	15-0	W	Auburn, AL
	Ohio State	7-9	L	Auburn, AL
2010	South Alabama	13-5	W	Tallahassee, FL
	Florida State	3-4	L	Tallahassee, FL
	Army	12-3	W	Tallahassee, FL
	Florida State	4-10	L	Tallahassee, FL
2015	Jacksonville State	9-7	W	Auburn, AL
	Clemson	2-5	L	Auburn, AL
	Southern Miss	17-8	W	Auburn, AL
	Clemson	11-10	W	Auburn, AL
2017	Clemson	7-13	L	Auburn, AL
	College of Charleston	7-6 [11]	L	Tallahassee, FL
	Mercer	1-0	W	Tallahassee, FL
2017	College of Charleston	3-2	L	Tallahassee, FL
	UCF	7-4	W	Tallahassee, FL
	Tennessee Tech	5-3	W	Tallahassee, FL
	Florida State	7-8 [10]	L	Tallahassee, FL
Florida State	0-6	L	Tallahassee, FL	

REGIONAL RESULTS BY YEAR

Year	Regional	Result	W-L	Location
1963	District 3	Fourth	0-2	Gastonia, NC
1967	District 3	CHAMPIONS	3-1	Gastonia, NC
1976	South	CHAMPIONS	3-0	Tallahassee, FL
1978	South	Third	1-2	Auburn, AL
1987	South I	Third	2-2	Huntsville, AL
1989	Atlantic	Third	2-2	Tallahassee, FL
1993	Midwest	Fourth	1-2	Stillwater, OK
1994	East	CHAMPIONS	4-0	Clemson, SC
1995	Midwest II	Second	3-2	Oklahoma City, OK
1997	East	CHAMPIONS	4-1	Tallahassee, FL
1998	Atlantic II	Second	3-2	Tallahassee, FL
1999	Auburn	CHAMPIONS	3-1	Auburn, AL
2000	Atlanta	Third	1-2	Atlanta, GA
2001	Tallahassee	Second	2-2	Tallahassee, FL
2002	Tuscaloosa	Fourth	0-2	Tuscaloosa, AL
2003	Auburn	Second	2-2	Auburn, AL
2005	Tallahassee	Second	2-2	Tallahassee, FL
2010	Auburn	Second	3-2	Auburn, AL
2015	Tallahassee	Third	1-2	Tallahassee, FL
2017	Tallahassee	Second	2-2	Tallahassee, FL

AUBURN VS. NCAA REGIONAL OPPONENTS

Opponent	W-L
Alabama	0-1
Arizona	1-0
Army	1-0
Central Florida	1-0
Clemson	5-5
College of Charleston	0-2
Florida Atlantic	0-1
Florida State	4-10
Georgia Southern	1-0
Jacksonville	3-0
Jacksonville State	1-0
Liberty	1-0
Mercer	1-0
Memphis	1-1
Middle Tenn. State	2-0
North Carolina	0-1
North Carolina State	1-1
Notre Dame	1-0
Ohio State	1-2
Oklahoma	1-2
Oklahoma State	0-1
Old Dominion	1-0
Pennsylvania	1-0
Princeton	1-0
Rutgers	1-1
Seton Hall	1-1
South Alabama	1-0
South Florida	2-0
Southern Miss	1-0
Stetson	0-2
Tennessee Tech	1-0
Texas	1-0
Tulane	1-1
Virginia Tech	1-0
Winthrop	1-0
Western Carolina	1-0
West Virginia	1-1
37 Opponents	42-33

SUPER REGIONAL RESULTS

Year	Opponent	Score	Result	Location
1999	Florida State	2-10	L	Tallahassee, FL
	Florida State	3-6	L	Tallahassee, FL

AUBURN VS. NCAA SUPER REGIONAL OPPONENTS

Opponent	W-L
Florida State	0-2
1 Opponent	0-2





NCAA REGIONALS

1963 DISTRICT 3 AT GASTONIA, NC

Florida State 4, Auburn 3

Wake Forest 4, West Virginia 3

West Virginia 2, Auburn 1 (Auburn eliminated)

Florida State 12, Wake Forest 4

Wake Forest 12, West Virginia 8 (West Virginia eliminated)

Wake Forest 6, Florida State 5

Florida State 11, Wake Forest 5 (Wake Forest eliminated)

1967 DISTRICT 3 AT GASTONIA, NC

Florida State 5, Clemson 3

Auburn 8, West Virginia 3 [12]

Clemson 5, West Virginia 0 (West Virginia eliminated)

Auburn 13, Florida State 3

Clemson 6, Florida State 4 (Florida State eliminated)

Clemson 3, Auburn 2

Auburn 6, Clemson 5 [13] (Clemson eliminated)

1976 SOUTH REGIONAL AT TALLAHASSEE, FL

Auburn 10, Middle Tennessee State 5

Florida State 6, Jacksonville 1

Jacksonville 8, Middle Tennessee State 5 (MTSU eliminated)

Auburn 2, Florida State 1

Jacksonville 9, Florida State 7 (Florida State eliminated)

Auburn 7, Jacksonville 5 (Jacksonville eliminated)

1978 SOUTH REGIONAL AT AUBURN, AL

North Carolina 15, East Tennessee State 1

Auburn 14, Memphis 10

Memphis 5, East Tennessee State 0 (ETSU eliminated)

North Carolina 3, Auburn 2

Memphis 6, Auburn 5 (Auburn eliminated)

Memphis 8, North Carolina 6

North Carolina 11, Memphis 9 (Memphis eliminated)

1987 SOUTH I REGIONAL AT HUNTSVILLE, AL

Seton Hall 15, Auburn 6

Clemson 8, West Virginia 0

(1) Arkansas 10, Middle Tennessee State 7

Auburn 5, Middle Tennessee State 3 (MTSU eliminated)

Arkansas 7, West Virginia 2 (West Virginia eliminated)

Clemson 6, Seton Hall 3

Auburn 22, Seton Hall 1 (Seton Hall eliminated)

Arkansas 6, Clemson 5

Clemson 6, Auburn 3 (Auburn eliminated)

Arkansas 4, Clemson 2 (Clemson eliminated)

1989 ATLANTIC REGIONAL AT TALLAHASSEE, FL

(4) Auburn 9, (3) South Florida 3

(2) Clemson 6, (5) Stetson 2

(1) Florida State 13, (6) Rider 7

Stetson 13, Rider 6 (Rider eliminated)

Florida State 8, South Florida 1 (South Florida eliminated)

Auburn 14, Clemson 7

Clemson 13, Stetson 5 (Stetson eliminated)

Florida State 7, Auburn 6

Clemson 11, Auburn 1 (Auburn eliminated)

Florida State 8, Clemson 1 (Clemson eliminated)

1993 MIDWEST REGIONAL IN STILLWATER, OK

(1) North Carolina State 12, (6) Fordham 4

(4) Auburn 9, (3) Arizona 1

(2) Oklahoma State 9, (5) Connecticut 5

Fordham 5, Connecticut 0 (Connecticut eliminated)

Arizona 5, North Carolina State 2

Oklahoma State 14, Auburn 10

North Carolina State 13, Auburn 2 (Auburn eliminated)

Arizona 18, Fordham 7 (Fordham eliminated)

Oklahoma State 8, N.C. State 3 (N.C. State eliminated)

Arizona 4, Oklahoma State 0

Oklahoma State 11, Arizona 10 (Arizona eliminated)

1994 EAST REGIONAL IN CLEMSON, SC

(3) Old Dominion 9, (4) Notre Dame 5

(2) Auburn 7, (5) Virginia Tech 0

(1) Clemson 5, (6) The Citadel 1

The Citadel 4, Virginia Tech 3 (Virginia Tech eliminated)

Notre Dame 8, Clemson 1

Auburn 11, Old Dominion 8 [10]

Clemson 6, Old Dominion 1 (Old Dominion eliminated)

Notre Dame 5, The Citadel 1 (The Citadel eliminated)

Auburn 11, Clemson 5 (Clemson eliminated)

Auburn 8, Notre Dame 0 (Notre Dame eliminated)

1995 MIDWEST II REGIONAL IN OKLAHOMA CITY, OK

(1) Auburn 2, (6) Pennsylvania 1

(3) Texas 10, (4) Ohio State 5

(2) Oklahoma 9, (5) Indiana State 6

Indiana State 6, Pennsylvania 5 (Penn eliminated)

Auburn 8, Ohio State 6 (Ohio State eliminated)

Oklahoma 13, Texas 9

Oklahoma 9, Auburn 8

Texas 3, Indiana State 2 (Indiana State eliminated)

Auburn 4, Texas 2 (Texas eliminated)

Oklahoma 3, Auburn 1 (Auburn eliminated)

1997 EAST REGIONAL AT TALLAHASSEE, FL

(4) South Florida 5, (3) Central Florida 4

(2) Auburn 11, (5) Western Carolina 3

(1) Florida State 4, (6) Marist 2

Western Carolina 8, Marist 3 (Marist eliminated)

Florida State 16, Central Florida 2 (Central Florida eliminated)

Auburn 9, South Florida 0

Auburn 8, Florida State 7

South Florida 9, Western Carolina 4 (WCU eliminated)

Florida State 6, South Florida 5 (South Florida eliminated)

Florida State 9, Auburn 7

Auburn 5, Florida State 2 (Florida State eliminated)

1998 ATLANTIC II REGIONAL AT TALLAHASSEE, FL

(4) Oklahoma 6, (3) Delaware (3)

(5) Rutgers 17, (2) Auburn 15

(1) Florida State 10, (6) Liberty 7

Auburn 3, Liberty 2 (Liberty eliminated)

Florida State 27, Delaware 6 (Delaware eliminated)

Oklahoma 9, Rutgers 7

Florida State 23, Oklahoma 2

Auburn 7, Rutgers 4 (Rutgers eliminated)

Auburn 9, Oklahoma 9 (Oklahoma eliminated)

Florida State 16, Auburn 10 (Auburn eliminated)

1999 AUBURN REGIONAL AT AUBURN, AL

(4) Winthrop 8, (1) Tulane 7

(2) Auburn 9, (3) NC State 7

Tulane 11, NC State 5 (NC State eliminated)

Auburn 8, Winthrop 6

Tulane 15, Winthrop 8 (Winthrop eliminated)

Tulane 7, Auburn 5

Auburn 13, Tulane 9 (Tulane eliminated)



NCAA REGIONALS

2000 ATLANTA REGIONAL AT ATLANTA, GA

(1) Georgia Tech 11, (4) Georgia Southern 9

(3) Stetson 9, (2) Auburn 5**Auburn 11, Georgia Southern 5 (Ga. Southern eliminated)**

Georgia Tech 24, Stetson 1

Stetson 13, Auburn 10 (Auburn eliminated)

Georgia Tech 16, Stetson 11 (Stetson eliminated)

2001 TALLAHASSEE REGIONAL AT TALLAHASSEE, FL

(1) Florida State 8, (4) Bethune-Cookman 1

(2) Auburn 8, (3) Jacksonville 7 [10 innings]

Jacksonville 3, Bethune-Cookman 0 (Bethune-Cookman eliminated)

Florida State 10, Auburn 6**Auburn 3, Jacksonville 2 (Jacksonville eliminated)****Florida State 9, Auburn 6 (Auburn eliminated)****2002 TUSCALOOSA REGIONAL AT TUSCALOOSA, AL****(3) Florida Atlantic 16, (2) Auburn 11**

(4) Southeast Missouri State 7, (1) Alabama 4

Alabama 6, Auburn 3 (Auburn eliminated)

Florida Atlantic 12, Southeast Missouri State 6

Alabama 7, Southeast Missouri State 4 (SEMO eliminated)

Alabama 7, Florida Atlantic 2

Florida Atlantic 6, Alabama 5 (Alabama eliminated)

2003 AUBURN REGIONAL AT AUBURN, AL

(3) Ohio State 10, (2) Clemson 8

(1) Auburn 5, (4) Princeton 2

Clemson 7, Princeton 6 (Princeton eliminated)

Ohio State 6, Auburn 2**Auburn 15, Clemson 0 (Clemson eliminated)****Ohio State 9, Auburn 7 (Auburn eliminated)****2005 TALLAHASSEE REGIONAL AT TALLAHASSEE, FL****(2) Auburn 13, (3) South Alabama 5**

(1) Florida State 3, (4) Army 2

Army 8, South Alabama 5 (South Alabama eliminated)

Florida State 4, Auburn 3**Auburn 12, Army 3 (Army eliminated)****Florida State 10, Auburn 4 (Auburn eliminated)****2010 AUBURN REGIONAL AT AUBURN, AL**

(2) Clemson 10, (3) Southern Miss 1

(1) Auburn 9, (4) Jacksonville State 7

Southern Miss 19, Jacksonville State 6 (Jacksonville State eliminated)

Clemson 5, Auburn 2**Auburn 17, Southern Miss 8 (Southern Miss eliminated)****Auburn 11, Clemson 10****Clemson 13, Auburn 7 (Auburn eliminated)****2015 TALLAHASSEE REGIONAL AT TALLAHASSEE, FL****(2) College of Charleston 7, (3) Auburn 6 [11 inn.]**

(1) Florida State 5, (4) Mercer 4 [10 inn.]

(3) Auburn 1, (4) Mercer 0 (Mercer eliminated)

(1) Florida State 3, (2) College of Charleston 2

(2) College of Charleston 3, (3) Auburn 2 (Auburn eliminated)

(1) Florida State 8, (2) College of Charleston 1 (College of Charleston eliminated)

2017 TALLAHASSEE REGIONAL AT TALLAHASSEE, FL

(4) Tennessee Tech 3, (1) Florida State 1

(3) Auburn 7, (2) UCF 4

(1) Florida State 6, (2) UCF 1 (UCF eliminated)

(3) Auburn 5, (4) Tennessee Tech 3

(1) Florida State 5, (4) Tennessee Tech 3 (Tennessee Tech eliminated)

(1) Florida State 8, (3) Auburn 7 [10 inn.]**(1) Florida State 6, (3) Auburn 0 (Auburn eliminated)**

AUBURN IN SUPER REGIONALS

1999 SUPER REGIONAL at Tallahassee, FL

(1) Florida State 10, (2) Auburn 2

Florida State 6, Auburn 3 (Auburn eliminated)

AUBURN SUPER REGIONAL RECORDS

BATTING

AT BATS**Game:** 5, Dominic Rich vs. Florida St. (6/5/99)**Series:** 8, by six individuals**RUNS****Game:** 1, by four individuals**Series:** 2, Hayden Gliemmo (1999) [2 games]**HITS****Game:** 2, Gabe Gross vs. Florida St. (6/5/99)**Series:** 3, Gabe Gross (1999) [2 games]**RBI****Game:** 3, Todd Faulkner vs. Florida St. (6/5/99)**Series:** 4, Todd Faulkner (1999) [2 games]**HOME RUNS****Game:** 1, Todd Faulkner vs. Florida St. (6/5/99)**Series:** 1, Todd Faulkner (1999) [2 games]**STOLEN BASES****Game:** 2, Mailon Kent vs. Florida St. (6/4/99)**BATTING AVERAGE****Series [min. 7 AB]:** .429, Gabe Gross (1999) [3-for-7 in 2 games]

PITCHING

INNINGS PITCHED**Game:** 8.1, Brent Schoening vs. Florida St. (6/5/99)**Series:** 8.1, Brent Schoening vs. (1999)**STRIKEOUTS****Game:** 11, Brent Schoening vs. Florida St. (6/5/99)**Series:** 11, Brent Schoening vs. (1999)**BASE ON BALLS****Game:** 5, Brent Schoening vs. Florida St. (6/5/99)

5, Hayden Gliemmo vs. Florida St. (6/4/99)





NCAA REGIONALS

BATTING

GAMES PLAYED

Series: 5, by 32 players (1995, 1997, 1998, 2010)
 Career: 16, Todd Faulkner (1998-2001)
 16, Mailon Kent (1998-2001)

AT BATS

Game: 6, by 33 players
 Series: 25, Rob Macroy (1997) [5 games]
 Career: 65, Todd Faulkner (1998-2001) [16 gms]

RUNS SCORED

Game: 4, Gabe Gross vs. Jacksonville (5/25/01)
 4, Jonathan Schuerholz vs. Georgia Southern (5/27/00)
 4, Todd Faulkner vs. Rutgers (5/21/98)
 4, Chad Wandall vs. Oklahoma (5/23/98)
 Series: 11, Adam Sullivan (1997) [5 games]
 Career: 19, Todd Faulkner (1998-2000) [16 gms]

HITS

Game: 5, Javon Moran vs. Fla. Atlantic (5/31/02)
 5, Adam Sullivan vs. W. Car. (5/22/97)
 5, Mark Bellhorn vs. ODU (5/27/94)
 5, Cliff Shanks vs. Okla. St. (5/29/93)
 Series: 14, Adam Sullivan (1997) [5 games]
 Career: 30, Todd Faulkner (1998-2001) [16 gms]

RUNS BATTED IN

Game: 5, Trent Mummey vs. Southern Miss (6/6/2010)
 5, Sean Gamble vs. Fla. Atlantic (5/31/02)
 5, Frank Thomas vs. Seton Hall (5/23/87)
 5, Scotty Long vs. Clemson (1967)
 5, Scotty Long vs. Florida State (1967)
 Series: 11, Mike Killmet (1994)
 11, Scotty Long (1967)
 Career: 22, Todd Faulkner (1998-2000) [16 gms]

SINGLES

Game: 5, Adam Sullivan vs. W. Car. (5/22/97)
 Series: 12, Adam Sullivan (1997) [5 games]
 Career: 17, Jay Waggoner (1993-95) [12 gms]

DOUBLES

Game: 2, by 15 players, most recently by Ryan Jenkins vs. Clemson (6/7/10)
 Series: 5, Trent Mummey (2010) [5 games]
 5, Mark Bellhorn (1994) [4 games]
 Career: 7, Mailon Kent (1998-01) [16 games]

TRIPLES

Game: 1, by 12 players, most recently by Jackson Burgreen vs. College of Charleston (5/29/15)
 Series: 2, Javon Moran (2003) [4 games]
 Career: 2, Javon Moran (2001-03) [10 games]
 2, Mark Bellhorn (1993-95) [12 games]

HOME RUNS

Game: 2, Todd Faulkner vs. Rutgers (5/21/98)
 2, Josh Etheredge vs. Rutgers (5/23/98)
 2, Scotty Long vs. Florida St. (1967)
 2, Scotty Long vs. Clemson (1967)
 Series: 4, Scotty Long (1967) [4 games]
 4, Todd Faulkner (1998) [5 games]
 Career: 5, Todd Faulkner (1998-01) [16 games]

STOLEN BASES

Game: 2, Javon Moran vs. Clemson (5/31/03)
 2, Pat Keedy vs. Memphis (5/20/78)
 2, Dom Fucci vs. Memphis (5/20/78)
 Series: 3, Javon Moran (2003) [4 games]
 Career: 4, Javon Moran (2001-03) [10 games]

BASES ON BALLS

Game: 3, Justin Bryant vs. Clemson (6/6/10)
 3, Mitch Duke vs. Okla. State (5/29/93)
 Series: 5, Mitch Duke (1993) [3 games]
 5, Dominic Rich (1998) [5 games]

STRIKEOUTS

Game: 4, Kevin Chabot vs. Okla. (5/28/95)
 Series: 12, Kevin Chabot (1995) [5 games]
 Career: 15, Kevin Chabot (1993-95) [9 games]

BATTING AVERAGE

Series [min. 15 AB]: .667, Mark Bellhorn (1994)
 [12-for-18 in 4 games]
 Career [min. 25 AB]: .462, Todd Faulkner
 (1998-01) [30-for-65 in 16 games]

HITTING STREAK

Career: 15, Mailon Kent (1998-01)
 12, Todd Faulkner (1999-01)
 11, Gabe Gross (1999-01)

PITCHING

GAMES PITCHED

Series: 4, Finley Woodward (1995)
 Career: 7, Colter Bean (1996-2000)

GAMES STARTED

Series: 2, Tim Hudson (1997)
 2, Ryan Halla (1995)
 2, John Powell (1994)
 2, Stacy Jones (1987)
 2, Mark Chapman (1987)
 2, Q.V. Lowe (1967)
 2, Hayden Gliemmo (1998)
 Career: 4, Chris Bootcheck (1998-00)

GAMES RELIEVED

Series: 4, Finley Woodward (1995)
 Career: 7, Colter Bean (1996-00)

WINS

Series: 2, Tim Hudson (1997)
 2, John Powell (1994)
 2, Q.V. Lowe (1967)
 Career: 3, John Powell (1993-94)

LOSSES

Series: 2, Scott Roney (1978)
 2, Kevin Knorst (1998)
 Career: 2, Chris Bootcheck (1998-00)
 2, Ryan Halla (1993-95)
 2, Kevin Knorst (1998-00)
 2, Scott Roney (1978)

SAVES

Series: 2, Colter Bean (1998)
 2, Patrick Dunham (1997)
 2, Finley Woodward (1995)
 2, Joe Beckwith (1976)
 Career: 2, Colter Bean (1998)
 2, Patrick Dunham (1997)
 2, Finley Woodward (1995)
 2, Joe Beckwith (1976)

INNINGS PITCHED

Game: 13.0, Q.V. Lowe vs. Clemson (1967)
 Series: 25.0, Q.V. Lowe (1967) [2 games]
 Career: 27.1, Levale Speigner (2000-03) [6 games]

STRIKEOUTS

Game: 14, John Powell vs. Arizona (5/28/93) [9 IP]
 14, Q.V. Lowe vs. Clemson (1967) [13 IP]
 Series: 26, Q.V. Lowe (1967) [2 games]
 22, John Powell (1994) [2 games]
 Career: 36, John Powell (1993-94) [3 games]

BASES ON BALLS

Game: 6, Josh Sullivan vs. Florida State (6/4/05)
 6, Ryan Halla vs. Okla. State (5/29/93)
 Series: 6, Josh Sullivan (2005) [1 game]
 6, Ryan Halla (1993) [1 game]
 6, Tim Hudson (1997) [2 games]
 Career: 13, Ryan Halla (1993-95) [6 gms./23.1 IP]



SEC TOURNAMENT

SEC TOURNAMENT RESULTS

Year	Opponent	Score	Result	Location
1978	Georgia	8-7 [12]	W	Gainesville, Fla.
	Mississippi State	10-7	W	Gainesville, Fla.
	Mississippi State	2-3	L	Gainesville, Fla.
	Mississippi State	8-5	W	Gainesville, Fla.
1980	Vanderbilt	3-2	W	Gainesville, Fla.
	Ole Miss	7-4	W	Gainesville, Fla.
	Vanderbilt	3-16	L	Gainesville, Fla.
	Vanderbilt	0-13	L	Gainesville, Fla.
1986	Alabama	7-8 [11]	L	Baton Rouge, La.
	Georgia	7-11	L	Baton Rouge, La.
1987	LSU	9-8	W	Athens, Ga.
	Kentucky	5-4 [10]	W	Athens, Ga.
	Mississippi State	3-4	L	Athens, Ga.
1988	LSU	2-4	L	Athens, Ga.
	Mississippi State	7-10	L	Starkville, Miss.
1989	Florida	3-4	L	Starkville, Miss.
	Mississippi State	5-3	W	Gainesville, Fla.
	Georgia	8-9	L	Gainesville, Fla.
	LSU	8-5	W	Gainesville, Fla.
1990	Florida	4-2 [10]	W	Gainesville, Fla.
	Georgia	2-1	W	Gainesville, Fla.
	Mississippi State	2-16	L	Hoover, Ala.
	Vanderbilt	3-4	L	Hoover, Ala.
1991	Florida	7-8	L	Baton Rouge, La.
	Kentucky	8-5	W	Baton Rouge, La.
	Miss. State	0-1 [7]	L	Baton Rouge, La.
1992	Florida	0-2	L	New Orleans, La.
	Mississippi State	1-4	L	New Orleans, La.
1993	Alabama	13-4	W	Baton Rouge, La.
	Arkansas	3-1	W	Baton Rouge, La.
	LSU	5-16	L	Baton Rouge, La.
	Mississippi State	10-13 [10]	L	Baton Rouge, La.
1994	Arkansas	3-1 [17]	W	Oxford, Miss.
	Mississippi State	2-1	W	Oxford, Miss.
	LSU	2-3	L	Oxford, Miss.
	Mississippi State	9-5	W	Oxford, Miss.
	LSU	4-5	L	Oxford, Miss.
1995	Mississippi State	0-1	L	Starkville, Miss.
	Ole Miss	10-3	W	Starkville, Miss.
	LSU	5-7	L	Starkville, Miss.
1997	Arkansas	7-3	W	Columbus, Ga.
	LSU	2-5	L	Columbus, Ga.
	Mississippi State	5-4	W	Columbus, Ga.
	Florida	5-17	L	Columbus, Ga.
1998	Alabama	11-8	W	Hoover, Ala.
	Florida	6-4	W	Hoover, Ala.
	Alabama	3-4	L	Hoover, Ala.
	Alabama	9-1	W	Hoover, Ala.
	Arkansas	7-5	W	Hoover, Ala.
1999	LSU	6-2	W	Hoover, Ala.
	Arkansas	3-2	W	Hoover, Ala.
	Arkansas	5-9	L	Hoover, Ala.
	Arkansas	6-9	L	Hoover, Ala.
2000	Florida	2-7	L	Hoover, Ala.
	South Carolina	4-11	L	Hoover, Ala.
2001	Georgia	4-8	L	Hoover, Ala.
	South Carolina	4-5	L	Hoover, Ala.
2002	LSU	1-2	L	Hoover, Ala.
	Arkansas	5-8	L	Hoover, Ala.
2003	Vanderbilt	3-1	W	Hoover, Ala.
	Alabama	5-7	L	Hoover, Ala.
	South Carolina	5-1	W	Hoover, Ala.
	Alabama	3-13 [7]	L	Hoover, Ala.
2010	Alabama	1-7	L	Hoover, Ala.
	South Carolina	3-1 [12]	W	Hoover, Ala.
	Ole Miss	7-10 [10]	L	Hoover, Ala.
2011	South Carolina	3-7	L	Hoover, Ala.
	Georgia	2-3	L	Hoover, Ala.

2012	Florida	1-6	L	Hoover, Ala.
	Georgia	3-2	W	Hoover, Ala.
	South Carolina	3-5	L	Hoover, Ala.
2013	Alabama	3-6	L	Hoover, Ala.
2015	Kentucky	6-3	W	Hoover, Ala.
	LSU	9-8	L	Hoover, Ala.
2017	Florida	11-2	L	Hoover, Ala.
	Ole Miss	5-4	W	Hoover, Ala.
	Florida	4-5	L	Hoover, Ala.
	Arkansas	0-12 [7]	L	Hoover, Ala.

SEC TOURNAMENT RESULTS BY YEAR

Year	Result	W-L	Location
1978	CHAMPIONS	3-1	Gainesville, Fla.
1980	Second	2-2	Gainesville, Fla.
1986	Fourth	0-2	Baton Rouge, La.
1987	Third	2-2	Athens, Ga.
1988	Sixth	0-2	Starkville, Miss.
1989	CHAMPIONS	4-1	Gainesville, Fla.
1990	Tied Fifth	0-2	Hoover, Ala.
1991	Fourth	1-2	Baton Rouge, La.
1992	Tied Seventh	0-2	New Orleans, La.
1993	Third	2-2	Baton Rouge, La. (West)
1994	Second	3-2	Oxford, Miss. (West)
1995	Tied Fourth	1-2	Starkville, Miss. (West)
1997	Fourth	2-2	Columbus, Ga.
1998	CHAMPIONS	4-1	Hoover, Ala.
1999	Third	2-2	Hoover, Ala.
2000	Tied Seventh	0-2	Hoover, Ala.
2001	Tied Seventh	0-2	Hoover, Ala.
2002	Tied Seventh	0-2	Hoover, Ala.
2003	Tied Third	2-2	Hoover, Ala.
2010	Tied Fifth	1-2	Hoover, Ala.
2011	Tied Seventh	0-2	Hoover, Ala.
2012	Tied Seventh	1-2	Hoover, Ala.
2013	Tied Ninth	0-1	Hoover, Ala.
2015	Tied Eighth	1-2	Hoover, Ala.
2017	Tied Seventh	1-2	Hoover, Ala.

SEC TOURNAMENT RESULTS BY LOCATION

Location	Years	Record	Titles
Athens, Ga.	1	2-2	0
Baton Rouge, La.	3	3-6	0
Columbus, Ga.	1	2-2	0
Gainesville, Fla.	3	9-4	2
Hoover, Ala.	13	12-24	1
New Orleans, La.	1	0-2	0
Oxford, Miss.	1	3-2	0
Starkville, Miss.	2	1-4	0
	24	31-44	3

SEC TOURNAMENT RESULTS BY OPPONENT

Opponent	W-L
Alabama	3-6
Arkansas	5-4
Florida	2-8
Georgia	3-4
Kentucky	3-0
LSU	3-8
Ole Miss	3-1
Mississippi State	6-8
South Carolina	2-4
Tennessee	0-0
Vanderbilt	2-3
24 Tournaments	32-46





SEC TOURNAMENT

AUBURN IN SEC CHAMPIONSHIP SERIES

1948

Mississippi State.....	2-6	L
Mississippi State.....	5-8	L
Mississippi State.....	3-4	L

1958

at Alabama.....	3-2	W
at Alabama.....	5-4	W

***** CHAMPIONS *****

1961

LSU.....	3-4	L
at LSU.....	5-6	L

1963

at Ole Miss.....	6-7	L
OLE MISS.....	7-4	W
OLE MISS.....	6-2	W

***** CHAMPIONS *****

1964

OLE MISS.....	10-9	W
at Ole Miss.....	0-7	L
at Ole Miss.....	0-5	L

1965

at Miss. State.....	1-10	L
MISS. STATE.....	3-2	W
MISS. STATE.....	1-2	L

1967

at Ole Miss.....	2-1	W
OLE MISS.....	9-6	W

***** CHAMPIONS *****

1976

at Kentucky.....	6-7	L
KENTUCKY.....	6-0	W
KENTUCKY.....	14-6	W

***** CHAMPIONS *****

Note: Auburn represented the SEC's Eastern Division in all of its championship series appearances except for 1976, when the Tigers were a member of the SEC West.

AUBURN SEC TOURNAMENT RECORDS

BATTING

GAMES PLAYED

Series: 5, by 27 players
 Career: 14, Jay Waggoner (1992-95)
 14, Mike Killimett (1991-94)
 14, Brandon Moore (1991-94)

AT BATS

Game: 8, Mike Killimett vs. Arkansas (5/19/94)
 8, Russell Whittenburg vs. Ark. (5/19/94)
 Series: 24, Chris Hart (1989) [5 games]
 Career: 59, Jay Waggoner (1992-95) [14 gms]
 59, Brandon Moore (1991-94) [14 gms]

RUNS

Game: 3, Tony Caldwell vs. Ole Miss (5/28/10)
 3, Heath Kelly vs. Arkansas (5/17/98)
 3, Andrew Albrecht vs. Ky. (5/17/91)
 3, Frank Thomas vs. Miss. St. (5/12/88)
 3, Dom Fucci vs. Miss. St. (5/15/78)
 Series: 7, Heath Kelly (1998) [5 games]
 Career: 11, Andrew Albrecht (1988-91) [12 gms]

HITS

Game: 4, Sean Gamble vs. Arkansas (5/23/02)
 4, Chad Wandall vs. Alabama (5/13/98)
 4, Shawn McNally vs. Ark. (5/19/94)
 4, Brandon Moore vs. Florida (5/13/92)
 4, Trey Gainous vs. Kentucky (5/15/87)
 Series: 11, Scott Pratt (1998) [5 games]
 Career: 19, Brandon Moore (1991-94) [14 gms]

RBI

Game: 5, Mark Bellhorn vs. LSU (5/20/95)
 Series: 8, Mitch Duke (1993) [4 games]
 Career: 13, Mark Bellhorn (1993-95) [12 gms]

DOUBLES

Game: 2, Heath Kelly vs. Alabama (5/16/98)
 2, Mailon Kent vs. Alabama (5/16/98)
 2, Brian Alyea vs. Miss. State (5/23/93)
 2, Tony Haney vs. LSU (5/14/87)
 2, Steve Renfroe vs. Vandy (5/13/80)
 2, J.B. Brown vs. Miss. State (5/13/78)
 Series: 4, Heath Kelly (1998) [5 games]
 Career: 6, Mailon Kent (1998-01) [12 games]

TRIPLES

Game: 1, Chris Christopher vs. Miss. St. (5/23/93)
 1, Jackson Burgreen vs. Kentucky (5/20/15)
 1, Anfernee Grier vs. Florida (5/21/15)
 1, Jonah Todd vs. Ole Miss (5/23/17)
 Series: 1, four times (most recently Todd in 2017, 3 gms)
 Career: 1, Chris Christopher (1991-93); Anfernee Grier (2014-16);
 Jackson Burgreen (2013-15); Jonah Todd (2017)

HOME RUNS

Game: 2, Frank Thomas vs. Georgia (5/12/89)
 2, Mark Bellhorn vs. LSU (5/20/95)
 Series: 2, Todd Faulkner (1998) [5 games]
 2, Mark Bellhorn (1995) [3 games]
 2, Mark Bellhorn (1994) [5 games]
 2, Brandon Moore (1993) [4 games]
 2, Chris Hart (1989) [5 games]
 2, Frank Thomas (1989) [5 games]
 2, Dom Fucci (1978) [4 games]
 Career: 4, Frank Thomas (1987-89) [11 games]
 4, Mark Bellhorn (1993-95) [12 games]

STOLEN BASES

Game: 2, Jay Gonzalez vs. Georgia (5/23/12)
 2, Scott Pratt vs. Alabama (5/16/98)
 2, Shawn McNally vs. Ark. (5/19/94)
 Series: 3, Melvin Gray (2015) [3 games]

BASES ON BALLS

Game: 3, Six times (most recent: Damon Haecker; 5/20/15 vs. LSU)
 Series: 9, Alan Mock (1980) [4 games]
 Career: 13, Mark Bellhorn (1993-95) [12 gms]

STRIKEOUTS

Game: 5, Russell Whittenburg vs. Ark. (5/19/94)
 Series: 8, Josh Etheredge (1997) [4 games]
 Career: 13, Josh Etheredge (1997-98) [9 games]

BATTING AVERAGE

Series [min. 15 AB]: .563, Brian Alyea (1993) [9-for-16 in 4 games]
 Career [min. 25 AB]: .481, Trey Gainous (1986-87) [13-for-27 in 6 games]

PITCHING

GAMES PITCHED

Series: 4, Scott Roney (1978)
 Career: 7, Scott Renner (1987-91)

GAMES STARTED

Series: 2, John Powell (1993)
 2, John Powell (1991)
 2, Phil Deriso (1980)
 Career: 6, John Powell (1991-94)

GAMES RELIEVED

Series: 4, Reid Roney (1978)
 Career: 6, Jon Hebel (1990-93)

WINS

Series: 2, Kevin Knorst (1998)
 2, Tommy Youngblood (1989)
 2, Gregg Olson (1987)
 Career: 2, Colter Bean (1996-00)
 2, Kevin Knorst (1997-98)
 2, Ryan Halla (1993-95)
 2, Mike Ferry (1989-90)
 2, Tommy Youngblood (1987-89)
 2, Gregg Olson (1986-88)
 2, Mark Shiflett (1978-80)

LOSSES

Series: 1, 35 tied with
 Career: 2, eight tied with

INNINGS PITCHED

Game: 9.0, Chris Morrison vs. Miss. (5/19/95)
 9.0, Kevin Humphreys vs. MSU (5/20/94)
 9.0, John Powell vs. Arkansas (5/19/94)
 Series: 11.0, Tommy Youngblood (1989)
 Career: 33.1, John Powell (1991-94)

STRIKEOUTS

Game: 13, John Powell vs. Ark. (5/19/94) [9 IP]
 Series: 14, John Powell (1991) [8.0 IP, 2 games]
 Career: 47, John Powell (1991-94) [33.1 IP]

BASES ON BALLS

Game: 5, six tied with
 Series: 8, Phil Deriso (1980) [9.0 IP, 2 games]
 Career: 15, Jon Hebel (1990-93) [13.0 IP]



HONORS & AWARDS

ROTARY SMITH AWARD

1997 Tim Hudson, RHP-OF

ROTARY SMITH AWARD FINALIST

1997 Tim Hudson, RHP-OF

2000 Todd Faulkner, 1B

ALL-AMERICANS (25)

1958 Pat Duke, C (ABCA)
 1962 Larry Nichols, CF (ABCA)
 1964 Jimmy Barfield, 3B (ABCA)
 1967 Q.V. Lowe, P (ABCA)
 1978 Dom Fucci, 1B (ABCA)
 1987 Gregg Olson, P (BA)
 1988 Gregg Olson, P (ABCA, BA)
 1989 Frank Thomas, 1B (Consensus)
 1993 John Powell, P (ABCA, BA, CB)
 1994 Jay Waggoner, 1B (NCBWA)
 1995 Mark Bellhorn, SS (BA)
 Ryan Halla, P (BA, CB)
 Finley Woodward (CB)
 1997 Tim Hudson, UT (BA, CB)
 1999 Casey Dunn, C (BA, CB)
 Brent Schoening, P (BA, CB)
 Chris Bootcheck, P (CB)
 2000 Todd Faulkner, 1B (BA, CB)
 Gabe Gross, OF (BA, CB)
 2003 Steven Register, P (CB)
 2005 John Madden, RP (CB)
 2010 Hunter Morris, 1B (BA, NCBWA, CB)
 Brian Fletcher, OF (NCBWA)
 Anfernee Grier, OF (BA, NCBWA, D1, PG)
 2017 Casey Mize, P (ABCA, BA, PG)

FRESHMEN ALL-AMERICANS (14)

1998 Todd Faulkner (CB)
 Hayden Gliemmo (CB, BA, SN)
 1999 Gabe Gross (CB, BA)
 2000 Bobby Huddleston (BA)
 Jonathan Schuerholz (CB-HM)
 2001 Javon Moran (CB)
 2002 Tug Hulett (CB-HM)
 Chuck Jeroloman (CB-HM)
 2006 Mike Bianucci (CB, BA)
 Luke Greinke (CB)
 2008 Grant Dayton (CB)
 Brian Fletcher (CB, BA, NCBWA)
 Hunter Morris (CB, BA, NCBWA)
 2009 Casey McElroy (CB)
 2014 Keegan Thompson (CB, BA, PG)

ACADEMIC ALL-AMERICANS (10)

1972 Joe Haefner (1st Team)
 1981 Robert Sorrell (2nd Team)
 1982 Robert Sorrell (1st Team)
 1987 David (Rock) Wilson (3rd Team)
 1991 Jeff Letherman (1st Team)
 1997 Adam Sullivan (2nd Team)
 1999 Casey Dunn (1st Team)
 2001 Gabe Gross (2nd Team)
 2008 Ben Jones (2nd Team)
 2015 Cole Lipscomb (2nd Team)
 2017 Cole Lipscomb (1st Team)

USA NATIONAL TEAM (9)

1987 Gregg Olson, P
 1993 Mark Bellhorn, SS
 1993 John Powell, P
 1994 Mark Bellhorn, SS
 2003 Steven Register, P
 2006 Tom Slater, Assistant Coach
 2008 Hunter Morris, IF
 2015 Anfernee Grier, OF
 2017 Casey Mize, P

NATIONAL FRESHMAN OF THE YEAR

1998 Hayden Gliemmo, UT (BA)

ABCA SOUTH REGION
COACH OF THE YEAR

1994 Hal Baird

ABCA ALL-SOUTH REGION

1977 Joe Beckwith, P
 1978 Dom Fucci, 1B
 1982 Doug Gilcrease, SS (2nd)
 1985 Paul Foster, OF
 Bo Jackson, DH
 1986 Paul Foster, OF
 1987 Gregg Olson, P (2nd)
 1988 Gregg Olson, P
 1989 Clark Preble, OF
 Frank Thomas, 1B
 1990 Tim Edge, C (2nd)
 1993 John Powell, P
 Cliff Shanks, DH (2nd)
 1994 Brandon Moore, SS (2nd)
 Jay Waggoner, 1B (2nd)
 1995 Mark Bellhorn, SS
 Ryan Halla, P
 Shawn McNally, OF
 Finley Woodward, RP
 Chris Morrison, P (2nd)
 1997 Tim Hudson, P
 Tim Hudson, OF
 Casey Dunn, C (2nd)
 2000 Todd Faulkner, 1B
 Gabe Gross, OF
 Chris Bootcheck, P (2nd)
 2002 Bobby Huddleston, C
 2003 Steven Register, P
 Tug Hulett, 2B (2nd)
 2005 John Madden, RP
 2006 Mike Bianucci, DH
 2007 Mike Bianucci, OF (2nd)
 2010 Brian Fletcher, OF
 Hunter Morris, 1B
 Trent Mummy, OF (2nd)
 2016 Anfernee Grier, OF (2nd)
 2017 Casey Mize, P (1st)
 Jonah Todd, OF (2nd)

NCBWA DISTRICT III
PLAYER OF THE YEAR

2000 Todd Faulkner, 1B

NATIONAL PLAYER OF THE WEEK

2000 Gabe Gross, OF (CB, 2/14)
 2001 Gabe Gross, OF (NCBWA, 4/15)
 2002 Eric Brandon, RHP (NCBWA, 3/4)
 Eric Brandon, RHP (CB, 3/4)
 Colby Paxton, RHP (CB, 3/18)
 2007 Josh Donaldson, C (CB, 2/12)
 2010 Brian Fletcher, OF (NCBWA, 3/1)
 Hunter Morris, 1B (NCBWA, 3/22)

SEC PLAYER OF THE YEAR

1997 Tim Hudson, RHP-OF
 2010 Hunter Morris, 1B

SEC COACH OF THE YEAR

1937 Dell Morgan
 1958 Joe Connally
 1963 Paul Nix
 1967 Paul Nix
 1976 Paul Nix
 1978 Paul Nix

ALL-SEC

1951 Bill Letchworth, P
 1952 Inman Veal, UT
 1954 Jim Pyburn, 3B

Doug Dickey, CF
 Paul Susce, P
 1955 Doug Dickey, RF
 1956 Alton Shell, RF
 1957 Rex Frederick, RF

1958 L.F. Lanier, RF
 Pat Duke, C
 Red Roberts, P
 1960 Jim Douglas, 2B
 Alan Koch, P
 1961 Jim Douglas, 2B
 Larry Nichols, OF
 1962 Larry Nichols, OF
 1963 Jim Bachus, OF
 Vic Svetlay, C
 Joe Overton, P
 1964 Jimmy Martin, 2B
 Jim Barfield, 3B
 Otis Bibb, UT
 Harry Doles, C
 Jimmy Crysel, P
 1965 Pete McKenzie, 2B
 Dink Haire, OF
 Harry Doles, C
 Monte Sharpe, P
 1966 Scotty Long, SS
 Frank Fryer, OF
 Q.V. Lowe, P
 1967 Greg Golden, 3B
 Rick Countryman, OF
 Q.V. Lowe, P
 1968 Frank Baldasare, 1B
 George Simmons, OF
 1969 John Shafer, SS
 1970 Andy Merchant, C
 1971 Joe Martin, OF
 Andy Merchant, C
 Joe Haefner, OF
 Andy Merchant, C
 1974 Vick Sharek, 3B
 Davis May, P
 1976 Richie Howard, 3B
 Curt Cope, OF
 Tommy Morton, C
 Joe Beckwith, P
 Robert Hudson, P
 1977 Joe Beckwith, P
 1978 Dom Fucci, 1B
 J.B. Brown, 2B
 1982 Doug Gilcrease, SS
 1985 Paul Foster, OF
 1986 Paul Foster, OF
 1987 Frank Thomas, 1B
 Gregg Olson, P
 Rock Wilson, OF
 Kevin Henry, 3B (2nd)
 1988 Frank Thomas, 1B
 Clark Preble, OF
 Gregg Olson, P
 Kevin Henry, 3B (2nd)
 1989 Frank Thomas, 1B
 Tommy Youngblood, P
 1990 Tim Edge, C
 1991 John Powell, P
 1992 John Powell, P (2nd)
 1993 Mitch Duke, C
 John Powell, P
 Cliff Shanks, DH (2nd)
 1994 Jay Waggoner, 1B
 Kevin Chabot, DH (2nd)
 Mike Killimett, OF (2nd)
 Brandon Moore, SS (2nd)
 John Powell, P (2nd)
 1995 Mark Bellhorn, SS
 Chris Morrison, P
 Kevin Chabot, OF (2nd)





HONORS AND AWARDS

- Ryan Halla, P (2nd)
- Jay Waggoner, 1B (2nd)
- 1996** Josh Etheredge, 1B (2nd)
- 1997** Casey Dunn, C
Tim Hudson, P
Tim Hudson, OF
Adam Sullivan, OF (2nd)
- 1998** Todd Faulkner, DH
Josh Etheredge, OF (2nd)
Scott Pratt, SS (2nd)
- 1999** Casey Dunn, C
Brent Schoening, P
Mailon Kent, OF (2nd)
- 2000** Chris Bootcheck, P
Todd Faulkner, 1B
Gabe Gross, OF
Colter Bean, P (2nd)
Mailon Kent, OF (2nd)
- 2001** Gabe Gross, OF
Mailon Kent, OF (2nd)
- 2002** Bobby Huddleston, DH (2nd)
Trent Pratt, C (2nd)
- 2003** Steven Register, P
Tug Hulett, 2B
Karl Amonite, 1B (2nd)
Bobby Huddleston, DH (2nd)
Javon Moran, OF (2nd)
- 2004** Steven Register, P (2nd)
- 2005** Josh Bell, C
John Madden, RP
Clete Thomas, OF (2nd)
- 2006** Mike Bianucci, DH (1st & FR)
Luke Greinke, OF (FR)
- 2007** Mike Bianucci, OF (2nd)
Robert Brooks, 2B (FR)
- 2008** David Cunningham, 3B (FR)
Grant Dayton, SP (FR)
Brian Fletcher, OF (FR)
Hunter Morris, 1B (2nd & FR)
- 2010** Grant Dayton, SP (2nd)
Brian Fletcher, OF
Ryan Jenkins, C (2nd)
Hunter Morris 1B
Trent Mummey, OF
Kevin Patterson, DH
- 2011** Casey McElroy, SS
Tony Caldwell, C (2nd)
- 2012** Ryan Tella, OF (2nd)
- 2013** Garrett Cooper, 1B (2nd)
- 2014** Keegan Thompson, SP (FR)
- 2015** Cole Lipscomb, SP (2nd)
- 2016** Anfernee Grier, OF (2nd & PRE)
- 2017** Jonah Todd, OF (2nd)

SEC ALL-EASTERN DIVISION

- 1961** Jack Anderson, 1B
Jim Douglas, 2B
Larry Nichols, OF
Jim Boyd, Pp
- 1962** Wayne Fowler, UT
Larry Nichols, OF
Joe Overton, P
- 1963** Otis Bibb, SS
Jim Bachus, CF
Vic Svetley, C
Joe Overton, P
- 1964** Jimmy Martin, 2B
Jim Barfield, 3B
Otis Bibb, SS
Jim Bachus, OF
Dink Haire, OF
Harry Doles, C
Jim Crysel, P
- 1965** Pete McKenzie, 2B
Dink Haire, OF
Frank Fryer, OF

- Harry Doles, C
Monte Sharpe, P
- 1966** Ralph Wells, 3B
Scotty Long, SS
Frank Fryer, OF
Q.V. Lowe, P
- 1967** Pete McKenzie, 2B
Greg Golden, 3B
Scotty Long, UT
Rick Countryman, OF
Q.V. Lowe, P
- 1968** Frank Baldasare, 1B
Greg Golden, 3B
George Simmons, OF
- 1969** John Shafer, SS
Andy Merchant, C
- 1970** Pete Rancont, SS
Andy Merchant, C
- 1971** Pete Rancont, SS
Joey Martin, OF
Andy Merchant, C
Earl Nance, P
- 1972** Joe Haefner, OF
Andy Merchant, C
- 1973** Vic Sharek, 3B
Mark Hatchett, OF
- 1974** Vic Sharek, 3B
David May, P

SEC ALL-WESTERN DIVISION

- 1976** Dave Duffner, 1B
Mickey Miller, 2B
Richie Howard, 3B
Curt Cope, OF
Tommy Marton, C
Joe Beckwith, P
Robert Hudson, P
- 1977** John Trageser, C
Joe Beckwith, P
- 1978** Dom Fucci, 1B
J.B. Brown, 2B
Pat Keedy, SS
- 1979** Dom Fucci, 1B
Robert Sorrell, OF
Steve Renfro, OF
- 1980** Johnny Tutt, OF
- 1981** Doug Gilcrease, SS
- 1982** David Mogentale, OF
- 1985** Paul Foster, OF

SEC PLAYER OF THE WEEK

- 1987** Tony Haney (3/23)
Frank Thomas (4/7)
- 1988** Jeff Livesey (3/22)
- 1989** Clark Preble (4/17)
- 1990** Todd O'Donnell (4/2)
Tim Edge (4/10)
- 1991** Brannen Veal (3/18)
Andrew Albrecht (3/25)
- 1995** Shawn McNally (5/8)
- 1996** Josh Etheredge (4/1)
- 1997** Josh Etheredge (5/5)
- 1999** Jamie Kersh (3/29)
Casey Dunn (5/17)
- 2000** Gabe Gross (3/20)
Todd Faulkner (5/15)
- 2001** Gabe Gross (2/12)
Gabe Gross (4/16)
Mailon Kent (4/23)
Mailon Kent (5/14)
- 2002** Trent Pratt (5/13)
- 2003** Josh Bell (2/17)
Bobby Huddleston (3/3)
Tug Hulett (3/24)
- 2005** Josh Bell (3/28)
- 2006** Mike Bianucci (2/20)
- 2007** Mike Bianucci (2/26)

- 2010** Brian Fletcher (3/1)
Hunter Morris (3/22)
Justin Frajejas (4/12)
Hunter Morris (4/26)
Trent Mummey (5/3)
- 2011** Casey McElroy (3/21)
- 2012** Ryan Tella (3/26)
Blake Austin (4/29)
- 2013** Damek Tomscha (5/6)
- 2015** Anfernee Grier (3/2)
- 2017** Josh Anthony (4/24)
Jonah Todd (5/1)

SEC PITCHER OF THE WEEK

- 1989** Tommy Youngblood (5/8)
- 1991** John Powell (4/29)
- 1992** Mark Fuller (5/4)
- 1993** John Powell (4/19)
- 1994** John Powell (5/2)
- 1995** Ryan Halla (4/3)
Chris Morrison (4/24)
- 1997** Tim Hudson (3/31)
- 1998** Hayden Gliemmo (4/6)
- 2000** Colter Bean (3/27)
Colter Bean (4/17)
- 2001** Hayden Gliemmo (4/2)
- 2002** Eric Brandon (3/4)
Colby Paxton (3/18)
- 2005** Josh Sullivan (3/14)
- 2008** Bryan Woodall (3/24)
- 2012** Derek Varadore (2/20)
- 2013** Conner Kendrick (5/20)
- 2015** Keegan Thompson (4/13)
Cole Lipscomb (4/20)
- 2016** Justin Camp (4/18)
- 2017** Keegan Thompson (3/6)

SEC FRESHMAN OF THE WEEK

- 2007** Taylor Thompson (4/9)
- 2008** Grant Dayton (5/5)
- 2011** Dillon Ortman (4/11)
- 2013** Jordan Ebert (5/13)
- 2014** Keegan Thompson (3/3)
- 2017** Will Holland (3/20)
Davis Daniel (3/27)

NCAA REGIONAL TOURNAMENT MVP

- 1994** John Powell, P
- 1997** Tim Hudson, P-OF
- 1999** Mailon Kent, OF

NCAA REGIONAL ALL-TOURNAMENT

- 1987** Rock Wilson, OF
- 1989** Joe Siwa, C
Frank Thomas, 1B
- 1993** John Powell, P
Cliff Shanks, DH
- 1994** Robert Lewis, C
Mark Bellhorn, 2B
Mike Killmet, OF
Dallan Ruch, DH
John Powell, P
- 1995** Mark Bellhorn, SS
Kirby Clark, C
Ryan Halla, P
- 1997** Mark Weeks, 3B
Josh Etheredge, DH
Bryan Hebson, P
Tim Hudson, P
Jamie Kersh, 1B
Rob Macrory, 2B
Adam Sullivan, OF
Chad Wandall, 3B
- 1998** Josh Etheredge, OF
Todd Faulkner, 1B



HONORS AND AWARDS

Heath Kelly, 2B
Scott Pratt, SS
Brent Schoening, P
1999 Casey Dunn, C
Todd Faulkner, 1B
Dominic Rich, 2B
Mailon Kent, OF
Hayden Gliemmo, P
2000 Todd Faulkner, 1B
Gabe Gross, OF
2001 Eric Brandon, P
Todd Faulkner, 1B
Gabe Gross, OF
Jonathan Schuerholz, SS
2003 Javon Moran, OF
Colby Paxton, OF
Scott Schade, 3B
2005 Karl Amonite, 1B
Josh Donaldson, 3B
Bruce Edwards, OF
Tyler Johnstone, 2B
Clete Thomas, OF
2010 Justin Fradejas, OF
Ryan Jenkins, C
Hunter Morris, 1B
Trent Mummey, DH
2015 Jackson Burgreen, OF

SEC ALL-TOURNAMENT

1978 Dom Fucci, 1B
J.B. Brown, 2B
Bo Fucci, DH
1980 Johnny Tutt, OF
Darrell Wilkes, OF
John Metasavage, DH
1986 Trey Gainous, OF
Pat Bailey, UT
1987 Kevin Henry, 3B
Trey Gainous, OF
1989 Chris Hart, OF
Jeff Leatherman, 2B
Clark Preble, OF
Frank Thomas, 1B
Tommy Youngblood, P
1993 Brian Alyea, 1B
Mitch Duke, C
1994 Mark Bellhorn, 2B
Ryan Halla, P
Shawn McNally, 3B
John Powell, P
Frank Sanders, OF
1995 Mark Bellhorn, SS
1997 Kevin Knorst, P
1998 Hayden Gliemmo, OF
Heath Kelly, 2B
Chad Wandall, 3B
1999 Mailon Kent, OF
2003 Bobby Huddleston, C
Arnold Hughey, P
Javon Moran, OF
2017 Blake Logan, C

ACADEMIC ALL-SEC

1971 Jack Baker, 1B
Pete Rancont, SS
Earl Nance, P
1972 Joe Haefner, LF
1973 Bill Lawrence, P
1974 Vic Sharek, 3B
1975 Dennis Bailey, CF
1976 Robert Hudson, P
1977 Robert Hudson, P
1979 Lynn Humphries, P
1981 Alan Mock, 2B
Robert Sorrell, OF
1982 Russell Smith, 2B
Robert Sorrell, OF

Sam Sasso, OF
Gary Smith, P
Russell Smith, 2B
1983
1985 Scott Tillery
Rock Wilson
1986 Tony Haney
Rock Wilson
1987 Tony Haney
Rock Wilson
1988 Tony Haney
Clark Preble
1989 Derek Crownover
Jeff Leatherman
Clark Preble
1990 Tommy Youngblood
Mickey Tomey, C
Jeff Leatherman
John Moorer
Todd O'Donnell
1991 Tommy Carter
Mark Fuller, P
Jon Hebel, P
Jeff Leatherman
Todd O'Donnell
1992 Mark Fuller, P
Todd O'Donnell
Mickey Tomey, C
1993 Jason Johnson, P
Jay Waggoner, 3B
1994 Jay Waggoner, 1B
Russell Whittenburg, OF
1995 Todd Gober, P
Jason LeBoeuf, P
1996 Elliot Brown, P
Kirby Clark, C
Adam Sullivan, OF
1997 Stephen Chambless, IF
Casey Dunn, C
Adam Sullivan, OF
Patrick Wootton, C
1998 Tucker Dearth, OF
Casey Dunn, C
George Jones, P
Kevin Knorst, P
Derek Reif, OF
1999 Tucker Dearth, OF
Casey Dunn, C
Todd Faulkner, 1B
Mailon Kent, OF
Derek Reif, OF
Joseph Zanthos, OF
2000 Tucker Dearth,
Todd Faulkner, 1B
Gabe Gross, OF
Mailon Kent, OF
Kevin Knorst, P
Lynn Shoop, OF
Joseph Zanthos, 1B
2001 Gabe Gross, OF
Mailon Kent, OF
Kevin Knorst, P
Lynn Shoop, OF
Joseph Zanthos, 1B
2002 Gabe Gross, OF
Mailon Kent, OF
Lynn Shoop, OF
Trent Wilson, OF
2003 Colby Paxton, P
Scott Schade, 3B
Josh Todd, IF
2004 Grant Cardwell, P
Lee Carter, P
Arnold Hughey, P
Nick Hulling, C
Colby Paxton, P
2005 Ted Bryant, P

Grant Cardwell, P
Chris Dennis, P
Mike Hnytko, C
Derek Sain, OF
2006 Josh Blake, P
Grant Cardwell, P
Andrew Hall, P
Clarence Nicely, P
2007 Josh Blake, P
Blake Carver, P
Chris Dennis, P
Ben Jones, OF
Philip Stringer, IF
2008 Paul Burnside, P
Evan Crawford, P
Jamie Drinkard, OF
Michael Hurst, P
Ben Jones, OF
2009 Justin Hargett, IF
Austin Hubbard, P
Michael Hurst, P
Jon Luke Jacobs, P
Ryan Jenkins, C
Ben Jones, OF
Cory Luckie, P
Chris O'Neil, P
Kevin Patterson, OF
2010 Zach Blatt
Dan Gamache
Justin Hargett
Austin Hubbard
Jon Luke Jacobs
Cory Luckie
Hunter Morris
Chris O'Neil
2011 Brooks Beisner
Zach Blatt
Caleb Bowen
Justin Hargett
Jon Luke Jacobs
Cory Luckie
Chris O'Neil
Kevin Patterson
Patrick Savage
Mitchell Self
Derek Varnadore
2012 Bobby Andrews
Zach Blatt
Jon Luke Jacobs
Cory Luckie
Patrick Savage
Mitchell Self
Creede Simpson
Derek Varnadore
2013 Bobby Andrews
Zach Blatt
Cameron Blinka
Trey Cochran-Gill
Jordan Ebert
Sam Gillikin
Cole Lipscomb
Michael O'Neal
Dillon Ortman
Kody Ortman
Patrick Savage
Mitchell Self
Brett Binning
Trey Cochran-Gill
Kevin Davis
Jordan Ebert
Sam Gillikin
Damon Haecker
Cole Lipscomb
Blake Logan
Michael O'Neal
Patrick Savage

JJ Shaffer
Connor Short
Keegan Thompson
Derek Varnadore
2015 Robby Clements
Kevin Davis
Sam Gillikin
Anfernee Grier
Cole Lipscomb
Blake Logan
Sam Mason
Rocky McCord
Austin Murphy
Cody Nulph
JJ Shaffer
Keegan Thompson
Izaac Yarbrough
2016 Ben Braymer
Justin Camp
Austin Campbell
Kevin Davis
Jordan Ebert
Marc Frazier
Sam Gillikin
Cole Lipscomb
Blake Logan
Sam Mason
Andrew Mitchell
Cody Nulph
JJ Shaffer
Keegan Thompson
Izaac Yarbrough
2017 Kevin Davis
Bo Decker
Sam Gillikin
Dylan Ingram
Luke Jarvis
Jeremy Johnson
Gabe Klobostis
Cole Lipscomb
Blake Logan
Andrew Mitchell
JJ Shaffer
Keegan Thompson





AUBURN IN MLB

JACK BAKER

Year	Team	G	Avg	AB	R	H	RBI	2B	3B	HR
1976	Boston	12	.130	23	1	3	2	0	0	1
1977	Boston	2	.000	3	0	0	0	0	0	0
Totals (2 years)		14	.115	26	1	3	2	0	0	1

SAM BARNES

Year	Team	G	Avg	AB	R	H	RBI	2B	3B	HR
1921	Detroit	7	.182	11	2	2	0	1	0	0

COLTER BEAN

Year	Team	G/GS	W-L	SV	ERA	IP	H	BB	SO
2005	N.Y. (AL)	1/0	0-0	0	4.50	2.0	1	2	2
2006	N.Y. (AL)	2/0	0-0	0	9.00	2.0	2	2	1
2007	N.Y. (AL)	3/0	0-1	0	12.00	3.0	5	5	2
Totals (3 years)		6/0	0-1	0	9.00	7.0	8	9	5

JOE BECKWITH

Year	Team	G/GS	W-L	SV	ERA	IP	H	BB	SO
1979	LA (NL)	17/0	1-2	2	4.38	37.0	42	15	28
1980	LA (NL)	38/0	3-3	0	1.95	60.0	60	23	40
1982	LA (NL)	19/1	2-1	1	2.70	40.0	38	14	33
1983	LA (NL)	42/3	3-4	1	3.55	71.0	73	35	50
1984	Kansas City	49/1	8-4	2	3.40	100.2	92	25	75
1985	Kansas City	49/0	1-5	1	4.07	95.0	99	32	80
1986	LA (NL)	15/0	0-0	0	6.87	18.1	28	6	13
Totals (7 years)		229/5	18-9	7	3.54	422.0	432	150	319

MARK BELLHORN

Year	Team	G	Avg	AB	R	H	RBI	2B	3B	HR
1997	Oakland	68	.228	224	33	51	19	9	1	6
1998	Oakland	11	.083	12	1	1	1	1	0	0
2000	Oakland	9	.154	13	2	2	0	0	0	0
2001	Oakland	38	.135	74	11	10	4	1	2	1
2002	Chi. (NL)	146	.258	445	86	115	56	24	4	27
2003	Chi./Colo.	99	.221	249	27	55	26	10	1	2
2004	Boston	138	.264	523	93	138	82	37	3	17
2005	Bos./N.Y. (AL)	94	.210	300	43	63	30	20	0	8
2006	San Diego	115	.190	253	26	48	27	11	2	8
2007	Cincinnati	13	.071	14	2	1	1	0	0	0
Totals (10 years)		731	.230	2107	324	484	246	113	13	69

CHRIS BOOTCHECK

Year	Team	G/GS	W-L	SV	ERA	IP	H	BB	SO
2003	Anaheim	4/1	0-1	0	9.58	10.1	16	6	7
2005	Anaheim	5/2	0-1	1	3.38	18.2	19	4	8
2006	Anaheim	7/0	0-1	0	10.45	10.1	16	9	7
2007	Anaheim	51/0	3-3	0	4.77	77.1	81	24	56
2008	Anaheim	10/0	0-1	0	10.13	16.0	30	12	14
2009	Pittsburgh	13/0	0-0	0	11.05	14.2	16	9	13
2013	N.Y. (AL)	1/0	0-0	0	9.00	1.0	2	2	1
Totals (7 years)		91/3	3-7	1	8.33	148.1	180	66	106

SOL CARTER

Year	Team	G/GS	W-L	SV	ERA	IP	H	BB	SO
1931	Philadelphia	2/0	0-0	0	19.29	2.1	1	4	1

JUSTIN CHRISTIAN

Year	Team	G	Avg	AB	R	H	RBI	2B	3B	HR
2008	N.Y. (AL)	24	.250	40	6	10	6	3	0	0
2011	San Fran.	18	.255	47	6	12	4	5	0	0
2012	San Fran.	34	.125	56	6	7	2	1	0	0
Totals (3 years)		76	.203	143	18	29	12	9	0	0

GARRETT COOPER

Year	Team	G	Avg	AB	R	H	RBI	2B	3B	HR
2017	N.Y. (AL)	13	.326	43	3	14	6	5	1	0

EVAN CRAWFORD

Year	Team	G/GS	W-L	SV	ERA	IP	H	BB	SO
2012	Toronto	10/0	0-0	0	6.75	8.0	10	4	5

GRANT DAYTON

Year	Team	G/GS	W-L	SV	ERA	IP	H	BB	SO
2016	L.A. (NL)	25/0	0-1	0	2.05	26.1	14	6	39
2017	L.A. (NL)	29/0	1-1	0	4.94	23.2	19	12	20
Totals (2 years)		54/0	1-2	0	3.42	50.0	33	18	59

JOSH DONALDSON

Year	Team	G	Avg	AB	R	H	RBI	2B	3B	HR
2010	Oakland	14	.156	32	1	5	4	1	0	1
2012	Oakland	75	.241	274	34	66	33	16	0	9
2013	Oakland	158	.301	579	89	174	93	37	3	24
2014	Oakland	158	.255	608	93	155	98	31	2	29
2015	Toronto	158	.297	620	122	184	123	41	2	41
2016	Toronto	155	.284	577	122	164	99	32	5	37
2017	Toronto	113	.270	415	65	112	78	21	0	33
Totals (7 years)		831	.277	3105	526	860	528	179	12	174

CHARLIE GIBSON

Year	Team	G	Avg	AB	R	H	RBI	2B	3B	HR
1924	Philadelphia	12	.133	15	1	2	1	0	0	0

GEORGE GRANT

Year	Team	G/GS	W-L	SV	ERA	IP	H	BB	SO
1923	St. Louis (AL)	4/0	0-0	0	5.19	8.2	15	3	2
1924	St. Louis (AL)	21/2	1-2	0	6.26	50.1	67	25	11
1925	St. Louis (AL)	12/0	0-2	0	6.06	16.1	26	8	7
1927	Cleveland	25/3	4-6	1	4.46	74.2	85	40	19

1928	Cleveland	28/18	10-8	0	5.04	155.1	196	76	39
1929	Cleveland	12/0	0-2	0	10.50	24.0	41	23	5
1931	Pittsburgh	11/0	0-0	0	7.41	17.0	28	7	6
Totals (7 years)		113/23	15-20	1	5.64	346.1	458	182	89

IVY GRIFFIN

Year	Team	G	Avg	AB	R	H	RBI	2B	3B	HR
1919	Philadelphia	17	.294	68	5	20	6	2	2	0
1920	Philadelphia	129	.238	467	46	111	20	15	1	0
1921	Philadelphia	39	.320	103	14	33	13	4	2	0
Totals (3 years)		185	.257	638	65	164	39	21	5	0

GABE GROSS

Year	Team	G	Avg	AB	R	H	RBI	2B	3B	HR
2004	Toronto	44	.209	129	18	27	16	4	0	3
2005	Toronto	40	.250	92	11	23	7	4	1	1
2006	Milwaukee	117	.274	208	42	57	38	15	0	9
2007	Milwaukee	93	.235	183	28	43	24	12	2	7
2008	Mil/Tampa	143	.238	345	46	82	40	16	3	13
2009	Tampa	115	.227	282	31	64	36	16	1	6
2010	Oakland	105	.239	222	27	53	25	11	1	1
Totals (7 years)		657	.239	1461	203	349	186	78	8	40

JOSH HANCOCK

Year	Team	G/GS	W-L	SV	ERA	IP	H	BB	SO
2002	Boston	3/1	0-1	0	3.68	7.1	5	2	6
2003	Philadelphia	2/0	0-0	0	3.00	3.0	2	0	4
2004	Cin./Phil	16/11	5-2	0	5.09	63.2	73	28	36
2005	Cincinnati	11/0	1-0	0	1.93	14.0	11	1	5
2006	St. Louis	62/0	3-3	1	4.09	77.0	70	23	50
2007	St. Louis	8/0	0-1	0	3.55	12.2	14	5	9
Totals (6 years)		102/12	9-7	1	4.20	177.2	175	59	110

BRYAN HEBSON

Year	Team	G/GS	W-L	SV	ERA	IP	H	BB	SO
2003	Montreal	2/0	0-0	0	13.50	2.0	4	1	1

BILL HIGDON

Year	Team	G	Avg	AB	R	H	RBI	2B	3B	HR
1949	Chicago (AL)	11	.304	23	3	7	1	3	0	0

BILLY HITCHCOCK (PLAYER)

Year	Team	G	Avg	AB	R	H	RBI	2B	3B	HR
1942	Detroit	85	.211	280	27	59	29	8	1	0
1946	Det./Wash.	101	.210	357	27	75	25	8	3	0
194										



AUBURN IN MLB

GREGG OLSON

Table with columns: Year, Team, G/GS, W-L, SV, ERA, IP, H, BB, SO. Rows include Baltimore (1988-1999), Atlanta (1999), and LA (1999-2001). Totals (14 years): 622/0 40-39 217 3.46 672.0 598 330 588

JIMMY OUTLAW

Table with columns: Year, Team, G, Avg, AB, R, H, RBI, 2B, 3B, HR. Rows include Cincinnati (1937-1938), Boston (1939), Detroit (1943-1949). Totals (10 years): 650 .268 1974 257 529 184 79 17 6

RAY PRIM

Table with columns: Year, Team, G/GS, W-L, SV, ERA, IP, H, BB, SO. Rows include Washington (1933), Philadelphia (1935), Chicago (1943-1946). Totals (6 years): 116/34 22-21 4 3.56 351.0 379 72 161

JIM PYBURN

Table with columns: Year, Team, G, Avg, AB, R, H, RBI, 2B, 3B, HR. Rows include Baltimore (1955-1957). Totals (3 years): 158 .190 294 36 56 20 5 5 3

STEVEN REGISTER

Table with columns: Year, Team, G/GS, W-L, SV, ERA, IP, H, BB, SO. Rows include Colorado (2008), Philadelphia (2009). Totals (2 years): 11/0 0-0 0 8.25 12.0 16 7 9

DAVID ROSS

Table with columns: Year, Team, G, Avg, AB, R, H, RBI, 2B, 3B, HR. Rows include Los Angeles (2002-2016). Totals (15 years): 883 .229 2280 254 521 314 116 5 106

JOE BECKWITH

Table with columns: Year, Team, G/GS, W-L, SV, ERA, IP, H, BB, SO. Row: 1985 Kansas City. Note: Joe Beckwith was also a part of the 1983 World Series Champion Los Angeles Dodgers but did not pitch in any of the games.

MARK BELLHORN

Table with columns: Year, Team, G, Avg, AB, R, H, RBI, 2B, 3B, HR. Row: 2004 Boston.

JUSTIN CHRISTIAN

Christian was on the 2012 San Francisco Giants roster during the regular season but did not appear on the post-season roster

GRANT DAYTON

Dayton was on the 2017 Los Angeles Dodgers roster during the regular season but was placed on the disabled list prior to the post-season

BEN SANKEY

Table with columns: Year, Team, G, Avg, AB, R, H, RBI, 2B, 3B, HR. Rows include Pittsburgh (1929-1931). Totals (3 years): 72 .213 169 21 36 14 2 5 0

ED SHERLING

Table with columns: Year, Team, G, Avg, AB, R, H, RBI, 2B, 3B, HR. Row: 1924 Philadelphia.

RED SMITH

Table with columns: Year, Team, G, Avg, AB, R, H, RBI, 2B, 3B, HR. Rows include Brooklyn (1911-1913), Brook/Bos. (1914), Boston (1915-1917). Totals (9 years): 1117 .278 3907 477 1087 514 208 49 27

LEVALE SPEIGNER

Table with columns: Year, Team, G/GS, W-L, SV, ERA, IP, H, BB, SO. Rows include Washington (2007-2008). Totals (2 years): 26/6 2-4 0 9.19 48.0 71 29 20

SCOTT SULLIVAN

Table with columns: Year, Team, G/GS, W-L, SV, ERA, IP, H, BB, SO. Rows include Cincinnati (1995-2004). Totals (10 years): 558/0 40-28 9 3.98 737.1 670 281 622

STUART TATE

Table with columns: Year, Team, G/GS, W-L, SV, ERA, IP, H, BB, SO. Row: 1989 San Francisco.

CLETE THOMAS

Table with columns: Year, Team, G, Avg, AB, R, H, RBI, 2B, 3B, HR. Rows include Detroit (2008-2013). Totals (4 years): 249 .233 709 95 165 65 38 4 13

FRANK THOMAS

Table with columns: Year, Team, G, Avg, AB, R, H, RBI, 2B, 3B, HR. Rows include Chicago (AL) (1990-2007), Tor./Oak. (2008). Totals (18 years): 2322 .301 8199 1494 2468 1704 495 12 521

WORLD SERIES PARTICIPANTS

GABE GROSS

Table with columns: Year, Team, G, Avg, AB, R, H, RBI, 2B, 3B, HR. Row: 2008 Tampa Bay.

JOSH HANCOCK

Hancock was on the 25-man roster for the 2006 World Series Champion St. Louis Cardinals but did not make an appearance in any of the games.

TIM HUDSON

Table with columns: Year, Team, G/GS, W-L, SV, ERA, IP, H, BB, SO. Row: 2014 San Francisco.

TERRY LEACH

Table with columns: Year, Team, G/GS, W-L, SV, ERA, IP, H, BB, SO. Row: 1991 Minnesota. Note: Leach was also on the 1986 New York Mets World Series team but did not appear on the post season roster

MLB HONORS & AWARDS

NATIONAL BASEBALL HALL OF FAME

2014 Frank Thomas (first ballot)

MOST VALUABLE PLAYER

1993 Frank Thomas, Chicago (AL)
1994 Frank Thomas, Chicago (AL)
2015 Josh Donaldson, Toronto (AL)

ROOKIE OF THE YEAR

1989 Gregg Olson, Baltimore (AL)

COMEBACK PLAYER OF THE YEAR

2010 Tim Hudson, Atlanta

ALL-STAR GAME MVP

1989 Bo Jackson, Kansas City

ALL-STAR GAME PARTICIPANTS

1989 BO JACKSON [MVP]
1990 Gregg Olson
1993 FRANK THOMAS
1994 FRANK THOMAS
1995 FRANK THOMAS
1996 Frank Thomas
1997 Frank Thomas*
2000 Tim Hudson
2004 Tim Hudson*
2010 Tim Hudson
2014 JOSH DONALDSON
2015 Tim Hudson
2016 JOSH DONALDSON ^
Josh Donaldson

All CAPS indicates starter / * Injured, DNP / ^ Leading vote getter

TAYLOR THOMPSON

Table with columns: Year, Team, G/GS, W-L, SV, ERA, IP, H, BB, SO. Rows include Chicago (AL) (2014), Oakland (2015). Totals (Two years): 5/0 0-0 0 10.13 5.1 9 4 4

COOT VEAL

Table with columns: Year, Team, G, Avg, AB, R, H, RBI, 2B, 3B, HR. Rows include Detroit (1958-1963). Totals (6 years): 247 .231 611 75 141 51 26 3 1

JOHNNY WATWOOD

Table with columns: Year, Team, G, Avg, AB, R, H, RBI, 2B, 3B, HR. Rows include Chicago (AL) (1929-1932), Chi./Bos. (1932), Boston (1933), Philadelphia (1939). Totals (6 years): 469 .283 1423 192 403 158 66 16 5

GUS NIARHOS

Table with columns: Year, Team, G, Avg, AB, R, H, RBI, 2B, 3B, HR. Row: 1949 New York (AL).

JIMMY OUTLAW

Table with columns: Year, Team, G, Avg, AB, R, H, RBI, 2B, 3B, HR. Row: 1945 Detroit.

RAY PRIM

Table with columns: Year, Team, G/GS, W-L, SV, ERA, IP, H, BB, SO. Row: 1945 Chicago (NL).

DAVID ROSS

Table with columns: Year, Team, G, Avg, AB, R, H, RBI, 2B, 3B, HR. Rows include Boston (2013), Chicago (NL) (2016).

FRANK THOMAS

Thomas was a member of the 2005 World Series Champion Chicago White Sox but did not play in the series due to injury.





AUBURN IN MLB DRAFT

YEAR	PLAYER, POS.	ROUND	CLUB
1965	Monte Sharp, LHP	22	Milwaukee
	Scott Long, SS*	52	Houston
1966	Edward Long, SS*	5	^ NY Yankees
	Ralph Walls, 3B	40	% Atlanta
1967	Ray Cox, C	13	Cleveland
	Q.V. Lowe, RHP	19	Chicago Cubs
	George McKenzie, 2B	33	Detroit
1968	Michael Peden, C	18	% Oakland
	Thomas Smith, RHP	2	S Oakland
1970	Richard Nance, LHP*	2	S Milwaukee
	Rick Eisenacher, RHP*	6	S Baltimore
1971	Earl Nance, LHP*	3	^ Chicago White Sox
	Rick Eisenacher, RHP*	5	^ Detroit
	Ken Dempsey, OF	3	Sd Minnesota
	Earl Nance, LHP	2	Sa Boston
	Rick Eisenacher, RHP*	5	Sa Minnesota
1975	James Handley, RHP	19	Chicago White Sox
	Davis May, RHP	24	Minnesota
1976	Terry Leach, RHP*	7	# Boston
	Joe Beckwith, RHP*	12	% Cleveland
	Ritchie Howard, 3B	28	% Pittsburgh
1977	Joe Beckwith, RHP	2	Los Angeles
1978	Dom Fucci, 1B-OF*	6	Chicago White Sox
1979	Dom Fucci, 1B	5	Chicago White Sox
	Pat Keedy, 2B	5	California
	Steve Ranfro, OF*	7	California
1980	Phil Deriso, LHP*	10	Montreal
	Mark Shifflett, LHP*	12	San Francisco
1981	John Tutt, OF	8	Baltimore
	Phil Deriso, LHP	18	Cleveland
	Mark Shifflett, LHP	27	New York Yankees
1982	Doug Gilcrease, SS	7	Kansas City
	Darryl Wilks, OF-1B	11	Cincinnati
	John Metasavage, 3B	25	New York Mets
	Dave Heath, C	26	California
1983	Bob Berry, 3B	36	Atlanta
1984	Stu Tate, RHP	8	San Francisco
1985	Tim McLain, RHP	7	Seattle
	Tim Lemons, 1B-RHP	13	Kansas City
	Bo Jackson, OF*	20	California
1986	Bo Jackson, OF	4	Kansas City
	Paul Foster, OF	26	Detroit
	David Plumb, C	26	Atlanta
1987	Mark Chapman, RHP	18	Milwaukee
1988	Gregg Olson, RHP	1	(4th) Baltimore
	Stacy Jones, RHP	3	Baltimore
	Jeff Livesey, C	13	New York Yankees
	David Adams, RHP*	29	St. Louis
	Ed Ohman, RHP	46	Texas
1989	Frank Thomas, 1B	1	(7th) Chicago White Sox
1990	Mike Ferry, RHP	4	Cincinnati
	Chris Hart, OF	5	Oakland
	Tim Edge, C	6	Pittsburgh
	Brad Holman, RHP	35	Detroit
1991	Tommy Carter, LHP	7	New York Yankees
	Andy Albrecht, OF	13	New York Yankees
	Brad Parker, 3B	34	Oakland
	Jeff Leatherman, 1B	47	Pittsburgh
1992	Scott Sullivan, RHP*	39	Milwaukee
1993	Scott Sullivan, RHP	2	Cincinnati
	Chris Christopher, OF	12	St. Louis
	John Powell, RHP*	13	New York Mets
	Jason Johnson, RHP	19	Colorado
	Jon Hebel, RHP	29	Cincinnati
1994	John Powell, RHP	9	Texas
	Frank Sanders, OF*	14	Seattle
	Brandon Moore, SS	17	Chicago White Sox
	Shawn McNally, RHP*	53	NY Mets
1995	Mark Bellhorn, SS	2	Oakland
	Shawn McNally, OF	13	St. Louis
	Jay Waggoner, 1B	23	Detroit
	Chris Morrison, RHP	34	Oakland
1996	Elliott Brown, RHP	6	Tampa Bay
	Kirby Clark, C	33	Philadelphia
1997	Bryan Hebson, RHP	1	& (44th) Montreal
	Patrick Dunham, RHP	3	Seattle
	Tim Hudson, RHP	6	Oakland
	Finley Woodward, RHP	10	St. Louis
	Rob Maccary, 2B	12	St. Louis
	Scott Pratt, SS	3	Cleveland
1998	Heath Kelly, 2B	15	Florida
	Josh Ethardge, OF	17	Colorado
	Brent Schoening, RHP	5	Minnesota
1999	Casey Dunn, C	15	Kansas City
	Chad Wandall, SS	21	Minnesota
	Brad Weis, LHP	28	Minnesota
	Paul Turco, SS	39	San Francisco

YEAR	PLAYER, POS.	ROUND	CLUB	
2000	Chris Bootcheck, RHP	1	(20th) Anaheim	
	Dominic Rich, 2B	2	Toronto	
	Brandon Mayfield, RHP	11	Philadelphia	
	Todd Faulkner, 1B*	12	New York Mets	
2001	Mailon Kent, OF*	30	St. Louis	
	Gabe Gross, OF	1	(15th) Toronto	
	Mailon Kent, OF	12	Atlanta	
	Todd Faulkner, 1B	22	New York Yankees	
2002	Trent Pratt, C	34	Arizona	
	Jonathan Schuerholz, SS	8	Atlanta	
	Trent Pratt, C	12	Philadelphia	
2003	Mike Mueller, RHP	16	Atlanta	
	Javon Moran, OF	5	Philadelphia	
	Levale Speigler, RHP	14	Minnesota	
	Bobby Huddleston, C	23	Detroit	
2004	Calby Paxton, RHP*	32	Texas	
	Steven Register, RHP	3	Colorado	
	Sean Gamble, OF	6	Philadelphia	
	Tug Hulett, 2B	14	Texas	
2005	Chuck Jaraman, SS	21	Boston	
	Josh Sullivan, RHP	5	Colorado	
	Josh Bell, C	6	Toronto	
	Clete Thomas, OF	6	Detroit	
	John Madden, RHP	8	San Diego	
	Michael Nix, RHP	11	Atlanta	
	Arnold Hughey, LHP	13	San Diego	
Karl Amonite, 1B	13	New York Yankees		
2006	Chris Dennis, RHP*	40	Texas	
	Josh Donaldson, C	1	& (48th) Chicago Cubs	
2007	Russell Dixon, OF	7	Houston	
	Bruce Edwards, OF	15	San Francisco	
	Brett Butts, RHP	19	Atlanta	
	Mike Bianucci, OF*	23	Anaheim	
	Philip Stringer, IF	24	Houston	
	Josh Blake, LHP	35	Arizona	
	2008	Mike Bianucci, OF	8	Texas
Evan Crawford, LHP		8	Toronto	
Matt Hall, IF		10	Tampa Bay	
Luke Greinke, UTIL		12	New York Yankees	
2009	Bryan Woodall, RHP	21	Arizona	
	Taylor Thompson, RHP*	25	Chicago White Sox	
	Joseph Sanders, IF	5	Colorado	
	Scott Shuman, RHP	19	Tampa Bay	
	Paul Burnside, RHP	39	Chicago White Sox	
2010	Taylor Thompson, RHP	44	Chicago White Sox	
	Trent Mummey, OF	4	Baltimore	
	Hunter Morris, IF	4	Milwaukee	
	Cole Nelson, LHP	10	Detroit	
	Grant Dayton, LHP	11	Florida	
	Austin Hubbard, RHP	14	Tampa Bay	
	Ryan Jenkins, C	17	Kansas City	
	Brian Fletcher, OF	18	Kansas City	
	Kevin Patterson, OF/1B*	23	Tampa Bay	
	Bradley Hendrix, RHP*	30	Cincinnati	
	Justin Fradejas, OF*	35	Colorado	
	Stephen Kohlscheen, RHP	45	Seattle	
	2011	Dan Gamache, IF	6	Pittsburgh
		Casey McElroy, IF	11	San Diego
Derek Varadore, RHP*		17	Florida	
Bradley Hendrix, RHP*		22	Tampa Bay	
Tony Caldwell, C		24	Florida	
2012	Kevin Patterson, 1B/DH	30	Toronto	
	Derek Varadore, RHP	9	New York Yankees	
	Ryan Tella, OF*	11	San Francisco	
	Slade Smith, RHP	17	Detroit	
2013	Creede Simpson, IF	25	Baltimore	
	Garrett Cooper, 1B	6	Milwaukee	
	Conner Kendrick, LHP	9	New York Yankees	
2014	Will Kendall, LHP	30	Pittsburgh	
	Jay Gonzalez, OF*	39	Texas	
	Trey Cochran-Gill, RHP	17	Seattle	
2015	Damek Tomscha, IF	17	Philadelphia	
	Rocky McCord, RHP*	31	Kansas City	
	Trey Wingerter, RHP	17	San Diego	
2016	Rocky McCord, RHP	26	Baltimore	
	Anfernee Grier, OF	1	& (39th) Arizona	
	Joshua Palacios, OF	4	Toronto	
	Niko Buentello, IF	18	Detroit	
	Ben Braymer, LHP	18	Washington	
	Keegan Thompson, RHP*	33	Detroit	
2017	Justin Camp, RHP	37	Kansas City	
	Keegan Thompson, RHP	3	Chicago Cubs	
	Jonah Todd, OF	6	Los Angeles Angels	
	Daniel Robert, IF	21	Texas	
Gabe Klobosits, RHP	36	Washington		

KEY
 * - Did not sign; ^ - January Secondary Phase; % - June Regular Phase; S - June Secondary Phase; Sd - June Secondary Delayed; Sa - June Secondary Active; # - January Regular Phase; & - Supplemental; () - Draft Pick



LETTERWINNERS (1949-PRESENT)

• A-A-A •

ADAMS, David.....1984-85-87-88
ALBERCHT, Andy.....1988-89-90-91
ALLEN, Doug.....1983-84
ALVORD, Zach.....2011-12
ALYEA, Brian.....1993
AMONITE, Karl.....2003, '05
ANDERSON, Jack.....1959-60-61
ANDREWS, Bobby.....2011-12-13
ANTHONY, Josh.....2017
ARGENTI, Allen.....1989
ARIALI, Gump.....1934
ATKINS, Stewart.....1990
AUSTIN, Blake.....2011-12-13-14
AUSTIN, Darren.....1989

• B-B-B •

BACHUS, Jim.....1963-64
BAILEY, Dennis.....1974-75
BAKER, Bob.....1959-60
BAKER, Ernest.....1950-52
BAKER, Jack.....1971
BALDASARE, Frank.....1967-68-69
BANDY, Hugh.....1955
BARFIELD, Jimmy.....1963-64
BASSO, Jamie.....1982-83-84
BASSO, Sam.....1982
BAXTER, Fred.....1992
BAYNES, Ronnie.....1964-65
BEAN, Colter.....1998-99-00
BECKWITH, Joe.....1974-75-76-77
BECTON, Dana.....1979-80-81
BEAIRD, Chris.....2000
BEISNER, Brooks.....2011
BELL, Josh.....2003-04-05
BELLHORN, Mark.....1993-94-95
BENNETT, Andy.....2006-07
BERRY, Bob.....1981-82-83
BIANUCCI, Mike.....2006-07-08
BIBB, Otis.....1962-63-64
BIESEL, Andy.....1988
BINNING, Brett.....2014
BIRCHFIELD, James.....1950
BISHOP, Ken.....1971-72
BLACK, Jim.....1976
BLAKE, Josh.....2005-07
BLAKENEY, Larry.....1968-69
BLATT, Zach.....2009-10-11-12
BLAUSER, Jim.....1966-67
BLINKA, Cameron.....2012
BLODGETT, David.....1971-72-73
BLOUDWORTH, Jack.....1960-61
BOLLINGER, Allan.....1978
BOOTCHECK, Chris.....1998-99-00
BOOZER, Roger.....1966-67-68
BOUTWELL, Jeff.....2005-06
BOVERT, Paul.....1966-67-68
BOWEN, Caleb.....2009-10-11-12
BOX, Seth.....1953
BOYD, Jim.....1960-61-62
BRADBERRY, Buck.....1952-53
BRANDON, Eric.....2001-02
BRANSON, Dan.....1954
BRAYMER, Ben.....2016
BREAKFIELD, Bill.....1960-61-62
BRISTOW, Justin.....2006-07
BROOKS, Robert.....2007
BROWN, Brad.....1990-91
BROWN, Dave.....1951-52-53
BROWN, Elliot.....1996

BROWN, J.B.....1976-77-78-79
BROWN, Mark.....1979
BROWN, Todd.....1992
BRYANT, Justin.....2010-12
BRYANT, Norman.....1987
BRYANT, Ted.....2005-06-07
BUENTELLO, Niko.....2016
BURBANK, Bill.....1955
BURGREEN, Jackson.....2013-14-15-16
BURKETT, Jackie.....1957-58-59
BURNHAM, Brett.....2000-01
BURNSIDE, Paul.....2006-07-08-09
BURROUGHS, Steve.....1986-87-88
BURTON, Peter.....1978
BUSH, Garrett.....2010
BUTLER, Greg.....1971-72-73
BUTLER, Ron.....1987
BUTTS, Brett.....2006-07

• C-C-C •

CALDWELL, Tony.....2008-09-10-11
CAMACHO, Christian.....2017
CAMERON, Bill.....1971-72
CAMERON, Scott.....2005
CAMP, Harvey.....1950-51
CAMP, Justin.....2013-14-15-16
CARDENAS, Gordon.....2016
CARDWELL, Grant.....2005-06
CARLAN, Charlie.....1957-58-59
CARTER, Reid.....2013
CARTER, Tommy.....1989-90-91
CASON, Tommy.....1969-70
CATCHINGS, Ben.....1959-60-61
CAUTHEN, Dave.....1955
CAWTHORNE, Bill.....1957-58
CHABOT, Kevin.....1993-94-95-96
CHAMBERS, Jerry Joe.....1983
CHAPMAN, Bruce.....1980
CHAPMAN, Mark.....1984-85-86-87
CHILDERS, Steve.....1981-82-83-84
CHRISTIAN, Bill.....1950
CHRISTIAN, Justin.....2001
CHRISTOPHER, Chris.....1991-92-93
CHWALIK, Jay.....1977
CIMO, Tanner.....2012-13
CLARK, Kirby.....1995-96
CLARK, Ryan.....2005
CLAYTON, Ken.....2002
CLEMENTS, Barry.....1981-82
CLEMENTS, Robby.....2014-15
COBB, Joe.....1953
COCHRAN-GILL, Trey.....2012-13
COKER, Calvin.....2017
COLE, Jimmy.....1950
COLEMAN, Travis.....2005-06
COLLINS, Gene.....1967-68-69
COLLINS, Ricky.....1996
COMER, Don.....1968
CONSTAN, Phil.....1980-81-82
COOPER, Garrett.....2012-13
COPE, Curt.....1973-74-75-76
COPPINGER, Ty.....1967-68-69
CORBIN, Ted.....1990-91
COTTRELL, Al.....1979
COUNTRYMAN, Rick.....1967-68
COX, Ray.....1966-67
CRAFT, Tony.....1972-73
CRAFT, Ben.....2015
CRAWFORD, Evan.....2006-07-08
CROUCH, Jack.....1956-57-58
CROWE, J.D.....2013

CROWNOVER, Derrick.....1988-89
CRYSEL, Jimmy.....1963-64-65
CUNNINGHAM, David.....2008
CUNNINGHAM, Jim.....1983
CURLLEE, Jack.....1941-42-43
CURTIS, Terry.....1971-72-73

• D-D-D •

DAILEY, Gary.....1972-73-74-75
DANIEL, Davis.....2017
DANIEL, Harry.....1959-60
DAVIDSON, Rick.....1989
DAVIS, Bo.....1959-61
DAVIS, Bill.....1982-83
DAVIS, Conor.....2017
DAVIS, Joe.....1952-53-54
DAVIS, Kevin.....2014-15
DAYTON, Grant.....2008-09-10
DEAN, Jake.....1992-93
DEAN, Ray.....1950-51
DEAN, Russ.....1973-74-75
DEARTH, Tucker.....1996-97-99
DECKER, Bo.....2015-17
DEDRICK, Terrance.....2013-14
DEESE, Kyler.....2015-16
DEMPSEY, Ken.....1969-71
DEMPSEY, Larry.....1961-62-63
DENNIS, Chris.....2003-04-06-07
DERISO, Phil.....1978-79-80-81
DICKEY, Doug.....1953-54-55
DILKS, Ed.....1986-87-88
DIXON, Russell.....2005-06
DOLLAR, Rodney.....1981-82
DOLES, Harry.....1964-65-66
DOLSON, Ben.....1953-54-55
DONALDSON, Don.....1969-70
DONALDSON, Duke.....1985
DONALDSON, Josh.....2005-06-07
DOUGLAS, Jim.....1959-60-61
DOUGHTERY, Mike.....1986
DREADEN, Tom.....1987
DUART, Fred.....1951
DUEITT, Cory.....2001-02-03-04
DUFFNER, David.....1973-74-75-76
DUKE, Mitch.....1991-93
DUKE, Pat.....1956-57-58
DUMAS, Henry.....1957-58
DUNHAM, Patrick.....1997
DUNN, Casey.....1996-97-98-99

• E-E-E •

EBERT, Jordan.....2013-14-15-16
EDGE, Tim.....1988-89-90
EDWARDS, Bruce.....2005-06-07
EISENACHER, Rick.....1969-70-71
ELLIS, Frank.....1934
ELMORE, Verdo.....1950
EMBLEAU, Scott.....1983
ERWIN, Mugs.....1934
ESTES, Jay.....2017
ETHEREDGE, Josh.....1995-96-97-98
ETHEREDGE, Judson.....1990

• F-F-F •

FAULKNER, Scott.....2005
FAULKNER, Todd.....1998-99-00-01
FELIX, Mike.....2004-05
FERRY, Mike.....1988-89-90
FINLAYSON, Hubert.....1949-50

FINNEY, Reuben.....1953-54-55
FLAGLER, Andy.....1989-90
FLEMMING, Billy.....1949-50
FLETCHER, Brian.....2008-09-10
FOSTER, Jonathan.....2016
FOSTER, Paul.....1983-84-85-86
FOWLER, Paul.....1980
FOWLER, Wayne.....1961-62-63
FOXWELL, Steve.....1972
FRADEJAS, Justin.....2010-11
FRAZIER, Marc.....2016
FRAZIER, Mike.....1976-77
FREDERICK, Rex.....1957-58-59
FRIEND, DeWayne.....1983-84
FROMAN, Russ.....1985
FRYER, Frank.....1964-65-66
FUCCI, Bo.....1977-78-79
FUCCI, Dom.....1976-77-78-79
FULLER, Mark.....1989-90-91-92

• G-G-G •

GAINOUS, Trey.....1985-86-87
GALLAGHER, Garry.....1988-89
GAMACHE, Dan.....2009-10-11
GAMBLE, Sean.....2002-03-04
GARRISON, Bob.....1961
GATEWOOD, George.....1987
GEORGE, Gerald.....1957-58-59
GERALDS, Tandy.....1962-63-64
GILBERT, Charlie.....1949-50-51
GILBERT, Porter.....1959-61-62
GILBERT, Reggie.....1963-65-66
GILCREASE, Doug.....1980-81-82
GILLIKIN, Sam.....2013-14-15-17
GILMER, Wes.....2008-09-10-11
GILMORE, Dan.....1950
GIVENS, Don.....1979
GLEVENYAK, Dan.....2012-13-14
GLIEMMO, Hayden.....1998-99-00-01
GOBER, Todd.....1995
GOLDEN, Greg.....1967-68
GONZALEZ, Jay.....2011-12
GRANT, George.....1921-22
GRAY, Melvin.....2015-16
GREINKE, Luke.....2006-07-08
GRIER, Anfernee.....2014-15-16
GROOMS, Matt.....2002
GROSS, Gabe.....1999-00-01
GROTE, Jeff.....1982-83
GURROSKY, Scott.....1990

• H-H-H •

HAECKER, Damon.....2014-15-16-17
HAEFNER, Joe.....1969-71-72
HAHN, Dick.....1949
HAIRE, Dink.....1963-64-65
HALL, Bart.....1975
HALL, Matt.....2008
HALL, Wayne.....1969-71-72
HALLA, Ryan.....1993-94-95-96
HAMILTON, Red.....1934
HAND, Don.....1965
HANDLEY, Jim.....1972-73-74-75
HANEY, Tony.....1985-86-87-88
HANSON, John.....1980
HARGETT, Justin.....2008-09-10-11
HARKINS, Jason.....1989-90-91
HARPER, Rus.....2009
HART, Chris.....1989-90
HARTLEY, Larry.....1964-65





LETTERWINNERS (1949-PRESENT)

HATCHETT, Mark	1972-73-74-75
HEBEL, Jon	1990-91-92-93
HEBSON, Bryan	1995-96-97
HEIDEN, Howard	1953
HEMPHILL, Paul	1956-57
HENDRIX, Bradley	2008-09-10-11
HENNEN, John	1969
HENRY, Kevin	1984-85-87-88
HENRY, Al	1978
HERNDON, Corey	2017
HESSER, Tim	1984
HILL, George	1949-50-51
HILL, Harrel	1997
HITCHCOCK, Billy	1936-37
HITCHCOCK, Jimmy	1931-32-33
HNYTKA, Mike	2004-05
HOEHLE, Gene	1950-51-52
HOLLAND, Will	2017
HOLLIS, Joe	1968-69
HOWARD, Richie	1975-76
HUBBARD, Austin	2007-08-09-10
HUDDLESTON, Bobby	2000-01-02-03
HUDLOW, Kyle	2002
HUDSON, Jim	1959-60-61
HUDSON, Robert	1975-76-77
HUDSON, Tim	1996-97
HUDSON, Trent	1981-82-83
HUGHEY, Arnold	2002-03-04-05
HULETT, Tug	2002-03-04
HULSEY, Tim	1971-72-73
HUMPHREYS, Kevin	1994-95
HUMPHRIES, Lynn	1978-79
HURST, Michael	2007-08-09-10
HUSKINS, Joey	2005
HUTCHISON, Mark	1983

• I-I-I •

INGALLS, Kyle	1985
INGRAM, Dylan	2017

• J-J-J •

JACKSON, Bo	1983-85-86
JACOBS, Jon Luke	2009-10-11-12
JACOBSON, Greg	1984-85-86-87
JAMES, Bob	1957-58
JARVIS, Luke	2017
JENKINS, George	1934
JENKINS, Ryan	2006-07-08-10
JERLOMAN, Chuck	2002-03-04
JOHNSON, Jason	1991-92-93
JOHNSON, Jeremy	2017
JOHNSON, Terry	1983
JOHNSTON	1952
JOHNSTON, Shot	1958
JOHNSTONE, Tyler	2005-06
JONES, Ben	2006-07-08-09
JONES, George	1998
JONES, Jake	1951-52
JONES, Justin	2008
JONES, Sean	2002
JONES, Lynn	1971-72-73
JONES, Stacy	1986-87-88
JORDAN, Bobby	1952
JORDAN, Kevin	1983-84

• K-K-K •

KAIN, Larry	1969-71
KANAKIS, Connie	1955-56
KANAKIS, Peter	1995

KEEDY, Pat	1977-78-79
KEENER, Harold	1956
KELLEY, Hunter	2013
KELLEY, Ty	2008-09-10
KELLY, Heath	1997-98
KENDALL, Will	2011-12-13
KENDRICK, Conner	2013
KENT, Mailon	1963
KENT, Mailon	1998-99-00-01
KERSH, Jamie	1996-97-98-99
KEY, Ken	1992-93-94-95
KILLMETT, Mike	1991-92-93-94
KINLAW, Dennis	1949
KIRKLAND, Randy	1974
KLOBOSITS, Gabe	2016-17
KNIGHT, Billy	1977
KNODEL, Tom	1989-90
KNORST, Kevin	1997-98-99-00
KOCH, Alan	1958-59-60
KOGER, Daniel	2012-13
KOHLSCHEEN, Stephen	2010
KRAFT, Tony	1971
KRONFELD, Turner	1942-43

• L-L-L •

LANIER, L.F.	1954-56-57-58
LASTER, Jimmy	1956-57-58
LATHAM, Bill	1978-79-80-81
LAWRENCE, Bill	1971-72-73-74
LAZENBY, Beal	1969
LEACH, Terry	1973-74-75-76
LEATHERMAN, Jeff	1988-89-90-91
LeBOEUF, Jason	1992-93-94-95
LEE, Mack	1953
LEE, Jeff	1986
LEE, Jimmy	1958
LEAMMONS, Tim	1984-85
LETCHEWORTH, Bill	1949-50-51
LEWIS, Robert	1991-92-93-94
LEWTER, Jerry	1963-64-65
LIPSCOMB, Cole	2015-16-17
LITTLE, Danny	1968-69
LIVESEY, Jeff	1985-86-87-88
LOCKARD, Jim	1951-52
LOGAN, Bill	1950-51
LOGAN, Blake	2014-15-16-17
LOLLEY, Gary	1984
LONG, Bill	1957
LONG, Lance	1982-83
LONG, Scotty	1965-66-67
LORINO, Tommy	1957-58
LOWE, Martin	1977
LOWE, Q.V.	1966-67
LUCKIE, Cory	2008-10-11-12
LUNA, Brandon	2001
LUNDSTROM, Jay	1960

• M-M-M •

MACRORY, Rob	1994-95-96-97
MADDEN, John	2004-05
MAITLAND, Ben	2004-05
MARTIN, Jimmy	1962-63-64
MARTIN, Joey	1968-69-70-71
MARTIN, John	1956-57-58
MARTIN, Mike	1990
MASON, Sam	2015-16
MASTEN, Andy	2006
MATSON, Larry	1966
MAXWELL, Jack	1949
MAY, Davis	1974-75

MAYO, Kyle	2004
MAYFIELD, Brandon	2000
McAFEE, Emmett	1949
McCANN, Chezz	2009
McCLAIN, Tim	1982-84-85
McCLANAHAN, Mark	1974-75-76
McCLENDON, Tom	1953-54-55
McCORD, Rocky	2012-13-14-15
McCREE, John	1959-60-61
McDUFFIE, Dennis	1962
McDUFFIE, Fred	1957-58
McELROY, Casey	2009-10-11
McFATTER, Jon	1984-85
McGUFFIN, Bowen	2017
McKENZIE, Pete	1965-66-67
McMAHAN, Warren	1934
McMILLAN, Gilbert	1934
McMURRY, Bill	1950-52-53
McMURRY, Dick	1951-52
McNALLY, Shawn	1994-95
McQUAGGE, Mark	1989
MEDDOWS, Michael	2005
MERCHANT, Andy	1969-70-71-72
MEREDITH, John	1950
METASAVAGE, John	1981-82
MIKSI, Jim	2004
MILLIKER, Geoff	1980
MILLIMAN, Jacob	2014-15
MILLER, Buck	1989
MILLER, David	1983-85
MILLER, Mickey	1973-74-75-76
MIMS, Drew	2005
MITCHELL, Andrew	2016-17
MITCHELL, Neal	1982
MIZE, Casey	2016-17
MOCK, Alan	1979-80-81
MOCK, Julian	1949-50-51
MOGENTALE, David	1981-82
MONTE, Sam	1965
MONTGOMERY, Steve	1975-76-77-78-79
MOORE, Brandon	1991-92-93-94
MOORE, Chuck	1975-76-77
MOORE, Bobby	1982
MOORER, John	1988-89-90
MORAN, Javon	2001-02
MORGAN, Malvern	1937-38-39
MORRIS, Andrew	2011
MORRIS, Hunter	2008-09-10
MORRIS, Mutt	1934
MORRIS, Tex	1982
MORRISON, Chris	1994-95
MORRISON, Gray	1976-77-78
MORTON, Miles	2009
MORTON, Tom	1973-74-75-76
MOWEN, David	1976
MUELLER, Mike	2002
MUGARDITCHIAN, John	1980
MULLINS, Cliff	2005
MUMMEY, Trent	2008-09-10
MURPHY, Austin	2015
MURPHY, Sonny	1971-72

• N-N-N •

NAGEL, Bob	1952-53-54
NAIR	1952
NANCE, Earl	1968-69-70-71
NEESE, Jordan	2010
NELSON, Cole	2010
NEWI, Alec	1990-91-92-93
NICELY, Clarence	2005-06
NICHOLS, George	1962-63-64

NICHOLS, Larry	1960-61-62
NIX, Gary	1984
NIX, Lloyd	1957-58-59
NIX, Mark	1969
NIX, Michael	2004-05
NORTON, Jocko	1949-50
NORTON, John	1978
NOVAK, Rob	1990
NULPH, Cody	2015-16

• O-O-O •

O'BARR, Bill	1934
O'DONNELL, Todd	1989-90-91-92
O'HARE, David	1973-74-75-76
OHMAN, Ed	1985-86-87-88
OLSON, Gregg	1986-87-88
O'NEAL, Michael	2013-14
O'NEIL, Chris	2008-09-10-11
ORR, John	1934
ORTMAN, Dillon	2011-12-13-14
ORTMAN, Kody	2012-13
OSBORNE, Jay	2005-06
OVERSHEET, Wynton	1954-55-56-57
OVERTON, Joe	1962-63
OWENS, Tommy	1977
OZMANT, Wayne	1962

• P-P-P •

PAIR, Doyle	1956
PALACIOS, Joshua	2016
PANTER, Barry	1978-79-80-81
PARKER, Brad	1991
PARSONS, Bill	1953
PATTERSON, Kevin	2008-09-10-11
PAXTON, Colby	2001-02-03-04
PEARCE, Earl	1950-51-52
PEARCE, Herbie	1954-55-56-57
PEDEN, Mike	1967-68
PENDLETON, Jon	1978
PENRY, Andy	1984
PFAB, Chuck	1976
PHILIPS, Sterling	1979-80
PIRRO, Mike	1987
PLUMB, David	1983-84-85-86
POLSTON, Alex	2015
POWELL, Jeff	1989-90
POWELL, John	1990-91-92-93-94
POWELL, Jimmy	1953-54-55-56
PRATT, Scott	1998
PRATT, Trent	2001-02
PREBLE, Clark	1988-89
PRESCOTT, Trey	2005
PRICE, Dexter	2009-10
PYBURN, Jim	1953-54-55
PYLE, George	1953

• R-R-R •

RAMSEY, Jack	1953-54-55
RANCONT, Pete	1970-71
RANDAZZA, Greg	1988
RASBERRY, Jonathan	2006
RAY, Bradley	2008-09
RAY, Sean	2008-09-10-11
REA, Steve	1973-74-75-76
REGISTER, Steven	2002-03-04
REID	1952
REIF, Derek	1997-98-99
RENFROE, Steve	1977-78-79-80
RENNER, Scott	1987-88-89-91



LETTERWINNERS (1949-PRESENT)

RENTZ, Dalton 2015
RHODES, Bob 1979
RICH, Dominic 1998-99-00
RICKS, Russell 1982-83
ROBERSON, Billy Ray 1953-56-57
ROBERT, Daniel 2014-15-16-17
ROBERTS, Quineth 1958
ROBINSON, Keith 1985
ROBINSON, Robbie 1959
ROBISON, Vince 1951
RODENHIZER, Sam 1972-73-74
RODRIGUEZ, Octavio 2016
ROGAN, Tom 1977
ROGERS 1952
ROJAS, Mike 2017
ROLLIN, Danny 1977
RONEY, Reid 1981
RONEY, Scott 1978-79-80
ROSENWALD, Matt 2005
ROSS, David 1996-97
ROSSI, Phil 2010
ROWELL, Tim 1978-79
RUCH, Dallan 1994-95-96
RUCKER, Jack 1949-51
RUCKER, Rock 2013
RUSH, Chuck 1971-72-73
RUSHING, Rondey 1977-78-79-80
RUSSELL, Erskine 1949
RUSSELL, Hamp 1971
RYERSON, Jim 1986-87

• S-S-S •

SAIA, Paul 1975
SAIN, Derek 2003-04-05-06
SANDERS, Frank 1994
SANDERS, Joseph 2007-08-09
SARMIENTO, Steve 1985
SAUCEDA, Marc 1981-82
SAVAGE, Morris 1957-58-59
SAVAGE, Patrick 2010-11-12-13
SAYERS, Mark 1984-85-86
SCHADE, Scott 2001-02
SCHARDT, Mitch 1995
SCHOENING, Brent 1997-98-99
SCHREMSHER, Bob 1962
SCHROLL, Greg 1979
SCHUERHOLZ, Jonathan 2000-01-02
SCHULTZ, Matt 2013
SEAMAN, Richard 1962-63
SELF, Mitchell 2010-11-12-13
SENN, Brian 1991-92
SENN, Chris 1983-84
SHACKELFORD, Duke 1964
SHAFER, John 1968-69
SHAFFER, J.J. 2014-15-16-17
SHALOUB, Rob 1988
SHANKS, Cliff 1993
SHAREK, Vic. 1973-74
SHARPE, Monty 1964-65
SHELL, Alton 1955-56
SHEPHERD, Scott 1991
SHERIDAN, Tim 1991
SHIFFLET, Mark 1978-79-80-81
SHIRLEY, Craig 2013
SHIRLEY, Jim 1958-59-61
SHOOP, Lynn 2001
SHORE, Jared 2004-05
SHORR, Adam 1989
SHORT, Connor 2014
SHUGART, Kim 1972-73-74
SHUMAN, Bennett 1971-72-73

SHUMAN, Scott 2007-08-09
SIMMONS, George 1967-68
SIMMONS, Johnny 1972
SIMPSON, Creede 2010-11-12
SIWA, Joe 1987-89
SIWA, Ron 1986
SKINNER, Andrew 2001-02
SKINNER, Eric 2007-08
SKINNER, Kent 1976
SLATER, Andrew 1999-00
SLOCUM, Jake 2005
SMITH, Charlie 1984-85-86-87
SMITH, Dylan 2013-14-15
SMITH, Gary 1981-82-84
SMITH, Jarred 2012
SMITH, Mark 1990
SMITH, Ross 2007
SMITH, Russell 1981-82-83
SMITH, Slade 2010-11-12
SMITH, Tommy 1967
SMITH, Tracy 1991
SNOW, Ernie 1950-52-53
SNOW, Henry 1951
SORRELL, Robert 1979-80-81-82
SPRAGUE, Ben 2004-05
SPRINKLE, Daniel 2016-17
SPEIGNER, Brent 2000
SPEIGNER, Levale 2000-01-02-03
SPIVEY, Ben 1976-77
SPRUILL, Dustin 2007
STACEY, Adam 2005
STANLEY, Ryan 2006-07
STAPLETON, Josh 2006
STAUB, Eddie 1974-76
STERLING, Joe 1949-50
STRAITON, Johnny 1966-67-68
STRICKLAND, Bill 1974
STRINGER, Philip 2005-06-07
STURKIE, Henry 1955
SULLIVAN, Adam 1996-97
SULLIVAN, David 1974-75-76-77
SULLIVAN, Josh 2004-05
SULLIVAN, Scott 1991-92-93
SUNSERI, Dean 1983
SUSCE, Paul 1953-54-55-56
SWAIM, Mike 1981-82
SVETLAY, Vic 1961-62-63
SWIDERSKI, Jim 1978-80
SWORDSMA, Gordon 1955-56

• T-T-T •

TACKETT, Hunter 2015
TATE, Stuart 1983-84
TAYLOR, Danny 1974-75
TELLA, Ryan 2012-13-14
THOMAS, Clete 2003-04-05
THOMAS, Donnie 1983-84
THOMAS, Frank 1987-88-89
THOMAS, Will 2005
THOMPSON, Johnny 2006-07
THOMPSON, Keegan 2014-15-17
THOMPSON, Taylor 2007-08-09
THOMPSON, Will 2015
THORNLEY, Tim 1977
TIDWELL, Travis 1949
TIDWELL, Ray 1969-70
TILLERY, Scott 1983-84-85-86
TISDALE, John 1950
TODD, Jonah 2017
TODD, Josh 2002
TOKASEY, Matthew 1978

TOMEY, Mickey 1989-90-91-92
TOMSCHA, Damek 2013-14
TRAGESER, John 1976-77
TUBBS, Howell 1953-54-55-56
TUBERVILLE, Bill 1963-65
TUCKER, Bill 1950
TUCKER, Ken 1961
TUTT, Johnny 1980-81
TYLER, John 1999-2000-02

• V-V-V •

VAN YPEREN, Jack 1971-72-73
VARNADORE, Derek 2011-12
VEAL, Brannen 1991-92
VEAL, Inman 1952
VINES, Doug 2002
VINES, Tim 1986
VISINTAINER, Pat 1983-84

• W-W-W •

WACKER, Cullen 2011-12-13
WADE, Jay 2011-12-13-14
WAGGONER, Jay 1992-93-94-95
WALKER, Brian 1993
WALKER, Russ 1968-69-70
WALL, Hindman 1956
WALLEN, Ethan 2011-12
WALLER, Matt 1972-73-74-75
WALLEY, Jim 1951-52-53
WALLACE, Rodney 1967-68-69
WALSH, Buz 1975
WANDALL, Chad 1996-97-99
WARD, Bill 1955
WARREN, Rob 1993
WARREN, Wick 1968-69
WATSON, Ryan 2017
WATTS, Tommy 1957-58
WEBB, Bert 1960
WEBB, Dick 1949-50-51
WEEKS, Mark 1995-96
WEINGARTEN, Dan 1977-78-79-80
WELLS, Ralph 1965-66
WEST, Bill 1981
WEST, Kris 2008-09
WESTBROOK, Sam 1934
WHEELER, George 1972
WHIGHAM, Byrd 1954-55
WHITE, Bruce 1959
WHITE, Ethan 1987-88
WHITE, Gayden 1961-62-63
WHITE, Lee 2005
WHITESSELL, Jack 1986
WHITSETT, Ed 1949
WHITTAKER, Mack 1959-60-61
WHITTENBURG, Russell 1993-94-95-96
WIEHE, Raymond 1983
WIGGINS, Peter 2006
WILCOXSON, William 1934
WILKS, Darryl 1980-82
WILLIAMS, Horace 1957-59
WILLIAMS, Tim 1977-78
WILLIAMSON, Chase 2012-13
WILLIAMSON, J.T. 2004
WILSON, Darryl 1964
WILSON, Rock 1984-85-86-87
WILSON, Stuart 1976
WIMBERLY, Mark 1976-77
WINGARD, Lee 1954-55
WINGENTER, Trey 2013-14-15
WOMACK, Dennis 1968-69

WOOD, Eric 1998
WOOD, Richard 1957
WOODALL, Bryan 2006-07-08
WOODS, Joe 1959-60
WOODWARD, Finley 1995-96-97
WOOTTON, Patrick 1997
WYATT, David 1980

• Y-Y-Y •

YARBROUGH, Izaac 2015-16
YERBY, Ward 1982-83
YOUNG, Guy 1954-55-56
YOUNGBLOOD, Tommy 1987-88-89-90

• Z-Z-Z •

ZANTHOS, Joseph 1998-99
ZARBNISKY, Daryl 1984

